Picture 14: Left Hand Touch Cheek Position

Picture 15: Left Hand Tilt 15 Degree Position

This report shall not be reproduced except in full, without the written approval of TA Technology (Shanghai) Co., Ltd.

Picture 16: Right Hand Touch Cheek Position

Picture 17: Right Hand Tilt 15 Degree Position

This report shall not be reproduced except in full, without the written approval of TA Technology (Shanghai) Co., Ltd.

Picture 18: Back Side, the distance from handset to the bottom of the Phantom is 15mm



Picture 19: Front Side, the distance from handset to the bottom of the Phantom is 15mm

This report shall not be reproduced except in full, without the written approval of TA Technology (Shanghai) Co., Ltd.

Picture 20: Back Side, the distance from handset to the bottom of the Phantom is 10mm



Picture 21: Front Side, the distance from handset to the bottom of the Phantom is 10mm

This report shall not be reproduced except in full, without the written approval of TA Technology (Shanghai) Co., Ltd.



Picture 22: Left Side, the distance from handset to the bottom of the Phantom is 10mm



Picture 23: Right Side, the distance from handset to the bottom of the Phantom is 10mm

This report shall not be reproduced except in full, without the written approval of TA Technology (Shanghai) Co., Ltd.



Picture 24: Top Side, the distance from handset to the bottom of the Phantom is 10mm



Picture 25: Bottom Side, the distance from handset to the bottom of the Phantom is 10mm

This report shall not be reproduced except in full, without the written approval of TA Technology (Shanghai) Co., Ltd.



Picture 26: Back Side with Earphone 1, the distance from handset to the bottom of the Phantom is 15mm



Picture 27: Back Side with Earphone 2, the distance from handset to the bottom of the Phantom is 15mm

This report shall not be reproduced except in full, without the written approval of TA Technology (Shanghai) Co., Ltd.