FCC RF Test Report

APPLICANT	:	**ZTE CORPORATION**
EQUIPMENT	:	**LTE/WCDMA/GSM Digital Mobile Phone**
BRAND NAME	:	**ZTE**
MODEL NAME	:	**Blade Apex 2**
FCC ID	:	**SRQ-ZTEBLADEAPEX2**
STANDARD	:	**47 CFR Part 2, 27(L), 27(M)**
CLASSIFICATION	:	**PCS Licensed Transmitter Held to Ear (PCE)**

The product was received on Mar. 22, 2014 and testing was completed on Apr. 17, 2014. We, SPORTON INTERNATIONAL (KUNSHAN) INC., would like to declare that the tested sample has been evaluated in accordance with the procedures given in ANSI / TIA / EIA-603-C-2004 and shown compliance with the applicable technical standards.

The test results in this report apply exclusively to the tested model / sample. Without written approval of SPORTON INTERNATIONAL (KUNSHAN) INC., the test report shall not be reproduced except in full.

Reviewed by: Joseph Lin / Supervisor

Approved by: Jones Tsai / Manager

Testing Laboratory
2627

SPORTON INTERNATIONAL (KUNSHAN) INC.
No. 3-2, PingXiang Road, Kunshan, Jiangsu Province, P.R.C.

TABLE OF CONTENTS

REVISION HISTORY **3**

SUMMARY OF TEST RESULT **4**

1 GENERAL DESCRIPTION **5**

1.1 Applicant 5
1.2 Manufacturer 5
1.3 Feature of Equipment Under Test 5
1.4 Product Specification of Equipment Under Test 5
1.5 Modification of EUT 6
1.6 Maximum EIRP Power, Frequency Tolerance, and Emission Designator 6
1.7 Testing Site 7
1.8 Applied Standards 7

2 TEST CONFIGURATION OF EQUIPMENT UNDER TEST **8**

2.1 Test Mode 8
2.2 Connection Diagram of Test System 10
2.3 Support Unit used in test configuration and system 10
2.4 Measurement Results Explanation Example 11

3 TEST RESULT **12**

3.1 Conducted Output Power Measurement 12
3.2 Peak-to-Average Ratio 18
3.3 Equivalent Isotropic Radiated Power Measurement 26
3.4 99% Occupied Bandwidth and 26dB Bandwidth Measurement 33
3.5 Conducted Band Edge Measurement 55
3.6 Conducted Spurious Emission Measurement 96
3.7 Radiated Spurious Emission Measurement 158
3.8 Frequency Stability Measurement 181

4 LIST OF MEASURING EQUIPMENT **189**

5 UNCERTAINTY OF EVALUATION **191**

APPENDIX A. SETUP PHOTOGRAPHS

REVISION HISTORY

REPORT NO.	VERSION	DESCRIPTION	ISSUED DATE
FG432202B	Rev. 01	Initial issue of report	Apr. 18, 2014

SUMMARY OF TEST RESULT

Report Section	FCC Rule	Description	Limit	Result	Remark
3.1	§2.1046	Conducted Output Power	Reporting Only	PASS	-
3.2	27.53(d)(5)	Peak-to-Average Ratio	<13 dB	PASS	-
3.3	§27.50(d)(4)	Equivalent Isotropic Radiated Power (Band 4)	EIRP < 1Watt	PASS	-
	§27.50(h)(2)	Equivalent Isotropic Radiated Power (Band 7)	EIRP < 2Watt		
3.4	§2.1049 §27.53(g)(3) §27.53(l)(6)	99% Occupied Bandwidth and 26dB Bandwidth	Reporting Only	PASS	-
3.5	§2.1049 §27.53(g)	Conducted Band Edge Measurement (Band 4)	< 43+10log10(P[Watts])	PASS	-
	§2.1033 §27.53(l)(4)	Conducted Band Edge Measurement (Band 7)	< 5.5MHz: -13 dBm ≥5.5MHz: -25 dBm		
3.6	§2.1051 §27.53(g)	Conducted Spurious Emission (Band 4)	< 43+10log$_{10}$(P[Watts])	PASS	-
	§2.1051 §27.53(l)(4)	Conducted Spurious Emission (Band 7)	< 55+10log10(P[Watts])		
3.7	§2.1053 §27.53(g)	Radiated Spurious Emission (Band 4)	< 43+10log$_{10}$(P[Watts])	PASS	Under limit 14.26 dB at 7708.000 MHz
	§2.1053 §27.53(l)(4)	Radiated Spurious Emission (Band 7)	< 55+10log$_{10}$(P[Watts])		
3.8	§2.1055 §27.54	Frequency Stability Temperature & Voltage	< 2.5 ppm	PASS	

1 General Description

1.1 Applicant

ZTE CORPORATION
ZTE Plaza, Keji Road South, Hi-Tech Industrial Park, Nanshan District, Shenzhen, Guangdong, 518057, P.R.China

1.2 Manufacturer

ZTE CORPORATION
ZTE Plaza, Keji Road South, Hi-Tech Industrial Park, Nanshan District, Shenzhen, Guangdong, 518057, P.R.China

1.3 Feature of Equipment Under Test

Product Feature	
Equipment	LTE/WCDMA/GSM Digital Mobile Phone
Brand Name	ZTE
Model Name	Blade Apex 2
FCC ID	SRQ-ZTEBLADEAPEX2
EUT supports Radios application	GSM/GPRS/EGPRS/WCDMA/HSPA/HSPA+/LTE/ WLAN 2.4GHz 802.11bgn HT20/ Bluetooth v3.0+EDR/Bluetooth v4.0 LE
HW Version	wmqA
SW Version	PV_ZTE_P892E10_MOVIV1.0.0B02
EUT Stage	Identical Prototype

Remark: The above EUT's information was declared by manufacturer. Please refer to the specifications or user's manual for more detailed description.

1.4 Product Specification of Equipment Under Test

Product Specification subjective to this standard	
Tx Frequency	LTE Band 4 : 1710.7MHz ~ 1754.3 MHz LTE Band 7 : 2502.5 MHz ~ 2567.5 MHz
Rx Frequency	LTE Band 4 : 2110.7 MHz ~ 2154.3 MHz LTE Band 7 : 2622.5 MHz ~ 2687.5 MHz
Bandwidth	1.4MHz/3MHz/5MHz/10MHz/15MHz/20MHz (LTE Band 4) 5MHz/10MHz/15MHz/20MHz (LTE Band 7)
Maximum Output Power to Antenna	LTE Band 4 : 23.80 dBm LTE Band 7 : 21.16 dBm
Antenna Type	PIFA Antenna
Type of Modulation	QPSK / 16QAM

1.5 Modification of EUT

No modifications are made to the EUT during all test items.

1.6 Maximum EIRP Power, Frequency Tolerance, and Emission Designator

FCC Rule	System	Type of Modulation	BW	Maximum EIRP (W)	Frequency Tolerance (%, Hz, ppm)	Emission Designator
Part 27L	LTE Band 4	QPSK	1.4MHz	0.25 W	0.005 ppm	1M10G7D
Part 27L	LTE Band 4	16QAM	1.4MHz	0.19 W	0.005 ppm	1M10D7W
Part 27L	LTE Band 4	QPSK	3MHz	0.26 W	0.005 ppm	2M72G7D
Part 27L	LTE Band 4	16QAM	3MHz	0.20 W	0.007 ppm	2M74D7W
Part 27L	LTE Band 4	QPSK	5MHz	0.25 W	0.005 ppm	4M50G7D
Part 27L	LTE Band 4	16QAM	5MHz	0.18 W	0.006 ppm	4M50D7W
Part 27L	LTE Band 4	QPSK	10MHz	0.23 W	0.006 ppm	9M16G7D
Part 27L	LTE Band 4	16QAM	10MHz	0.20 W	0.006 ppm	9M08D7W
Part 27L	LTE Band 4	QPSK	15MHz	0.25 W	0.007 ppm	13M6G7D
Part 27L	LTE Band 4	16QAM	15MHz	0.19 W	0.006 ppm	13M6D7W
Part 27L	LTE Band 4	QPSK	20MHz	0.25 W	0.005 ppm	18M6G7D
Part 27L	LTE Band 4	16QAM	20MHz	0.19 W	0.006 ppm	18M6D7W
Part 27M	LTE Band 7	QPSK	5MHz	0.38 W	0.005 ppm	4M48G7D
Part 27M	LTE Band 7	16QAM	5MHz	0.29 W	0.005 ppm	4M50D7W
Part 27M	LTE Band 7	QPSK	10MHz	0.40 W	0.004 ppm	9M12G7D
Part 27M	LTE Band 7	16QAM	10MHz	0.30 W	0.005 ppm	9M12D7W
Part 27M	LTE Band 7	QPSK	15MHz	0.40 W	0.004 ppm	13M5G7D
Part 27M	LTE Band 7	16QAM	15MHz	0.31 W	0.004 ppm	13M5D7W
Part 27M	LTE Band 7	QPSK	20MHz	0.41 W	0.004 ppm	18M6G7D
Part 27M	LTE Band 7	16QAM	20MHz	0.30 W	0.005 ppm	18M6D7W

1.7 Testing Site

Test Site	SPORTON INTERNATIONAL (KUNSHAN) INC.			
Test Site Location	No. 3-2, PingXiang Road, Kunshan, Jiangsu Province, P.R.C. TEL: +86-0512-5790-0158 FAX: +86-0512-5790-0958			
Test Site No.	**Sporton Site No.**			**FCC Registration No.**
	TH01-KS	03CH01-KS	OTA01-KS	149928

1.8 Applied Standards

According to the specifications of the manufacturer, the EUT must comply with the requirements of the following standards:

- 47 CFR Part 2, 27(L), 27(M)
- ANSI / TIA / EIA-603-C-2004
- FCC KDB 971168 D01 Power Meas. License Digital Systems v02r01

Remark:

1. All test items were verified and recorded according to the standards and without any deviation during the test.
2. This EUT has also been tested and complied with the requirements of FCC Part 15, Subpart B, recorded in a separate test report.

2 Test Configuration of Equipment Under Test

2.1 Test Mode

During all testing, EUT is in link mode with base station emulator at maximum power level. The spurious emission measurements were carried out in semi-anechoic chamber with 3-meter test range, and EUT is rotated on three test planes to find out the worst emission (X plane).

Frequency range investigated for radiated emission: 30MHz to 10th harmonic.

Test Modes			
Band		Radiated TCs	Conducted TCs
LTE Band 4	BW 1.4MHz	■ LTE (RB Size 1, RB Offset 0) QPSK Link	■ LTE (RB Size 1) Link ■ LTE (RB Size 3) Link ■ LTE (RB Size 6) Link
	BW 3MHz	■ LTE (RB Size 1, RB Offset 0) QPSK Link	■ LTE (RB Size 1) Link ■ LTE (RB Size 8) Link ■ LTE (RB Size 15) Link
	BW 5MHz	■ LTE (RB Size 1, RB Offset 0) QPSK Link	■ LTE (RB Size 1) Link ■ LTE (RB Size 12) Link ■ LTE (RB Size 25) Link
	BW 10MHz	■ LTE (RB Size 1, RB Offset 0) QPSK Link	■ LTE (RB Size 1) Link ■ LTE (RB Size 25) Link ■ LTE (RB Size 50) Link
	BW 15MHz	■ LTE (RB Size 1, RB Offset 0) QPSK Link	■ LTE (RB Size 1) Link ■ LTE (RB Size 36) Link ■ LTE (RB Size 75) Link
	BW 20MHz	■ LTE (RB Size 1, RB Offset 0) QPSK Link	■ LTE (RB Size 1) Link ■ LTE (RB Size 50) Link ■ LTE (RB Size 100) Link

Test Modes			
Band		Radiated TCs	Conducted TCs
LTE Band 7	BW 5MHz	■ LTE (RB Size 1, RB Offset 24) QPSK Link	■ LTE (RB Size 1) Link ■ LTE (RB Size 12) Link ■ LTE (RB Size 25) Link
	BW 10MHz	■ LTE (RB Size 1, RB Offset 49) QPSK Link	■ LTE (RB Size 1) Link ■ LTE (RB Size 25) Link ■ LTE (RB Size 50) Link
	BW 15MHz	■ LTE (RB Size 1, RB Offset 74) QPSK Link	■ LTE (RB Size 1) Link ■ LTE (RB Size 36) Link ■ LTE (RB Size 75) Link
	BW 20MHz	■ LTE (RB Size 1, RB Offset 99) QPSK Link	■ LTE (RB Size 1) Link ■ LTE (RB Size 50) Link ■ LTE (RB Size 100) Link

Note: The spurious emission was performed by conducted and radiated methods. From conducted spurious emission measurement (QPSK and 16QAM), the modulation related spurious emission out of the band was not identified and the radiated spurious emissions results on 16QAM were not worse than QSPK mode during exploratory test.

2.2 Connection Diagram of Test System

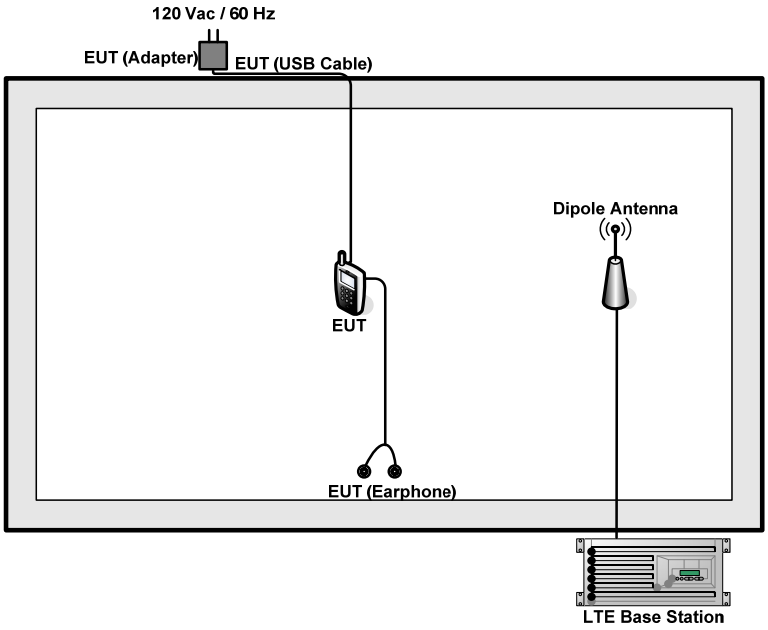

2.3 Support Unit used in test configuration and system

Item	Equipment	Trade Name	Model No.	FCC ID	Data Cable	Power Cord
1.	LTE Base Station	Anritsu	MT8820C	N/A	N/A	Unshielded, 1.8 m
2.	DC Power Supply	GWINSTEK	GPS-3030D	N/A	N/A	Unshielded, 1.8 m

2.4 Measurement Results Explanation Example

For all conducted test items:

The offset level is set in the spectrum analyzer to compensate the RF cable loss and attenuator factor between EUT conducted output port and spectrum analyzer. With the offset compensation, the spectrum analyzer reading level is exactly the EUT RF output level.

Example:

The spectrum analyzer offset is derived from RF cable loss and attenuator factor.

Offset = RF cable loss + attenuator factor.

Following shows an offset computation example with cable loss 6.3 dB and 10dB attenuator.

Offset (dB) = RF cable loss(dB) + attenuator factor(dB).

= 6.3 + 10 = 16.3 (dB)

3 Test Result

3.1 Conducted Output Power Measurement

3.1.1 Description of the Conducted Output Power Measurement

A base station simulator was used to establish communication with the EUT. Its parameters were set to transmit the maximum power on the EUT. The measured power in the radio frequency on the transmitter output terminals shall be reported.

3.1.2 Measuring Instruments

Measuring equipment is listed in the section 4 of this test report.

3.1.3 Test Procedures

1. The transmitter output port was connected to base station.
2. Set EUT at maximum power through base station.
3. Select lowest, middle, and highest channels for each band and different modulation.

3.1.4 Test Setup



3.1.5 Test Result of Conducted Output Power

<LTE Band 4 Conducted Power>

BW [MHz]	Modulation	RB Size	RB Offset	Power (dBm) Low Ch. / Freq.	Power (dBm) Middle Ch. / Freq.	Power (dBm) High Ch. / Freq.
Channel				**20050**	**20175**	**20300**
Frequency (MHz)				**1720**	**1732.5**	**1745**
20	QPSK	1	0	23.80	23.61	23.61
20	QPSK	1	49	23.71	23.59	23.44
20	QPSK	1	99	23.64	23.52	23.33
20	QPSK	50	0	22.82	22.91	22.82
20	QPSK	50	24	22.81	22.88	22.71
20	QPSK	50	49	22.78	22.78	22.70
20	QPSK	100	0	22.76	22.82	22.73
20	16QAM	1	0	22.59	23.01	22.74
20	16QAM	1	49	22.51	22.50	22.68
20	16QAM	1	99	22.49	22.38	22.57
20	16QAM	50	0	21.69	21.83	21.75
20	16QAM	50	24	21.66	21.80	21.65
20	16QAM	50	49	21.64	21.78	21.59
20	16QAM	100	0	21.78	21.73	21.78
Channel				**20025**	**20175**	**20325**
Frequency (MHz)				**1717.5**	**1732.5**	**1747.5**
15	QPSK	1	0	23.70	23.60	23.65
15	QPSK	1	37	23.58	23.58	23.44
15	QPSK	1	74	23.55	23.57	23.30
15	QPSK	36	0	22.78	22.79	22.62
15	QPSK	36	18	22.73	22.78	22.63
15	QPSK	36	37	22.64	22.67	22.62
15	QPSK	75	0	22.71	22.71	22.71
15	16QAM	1	0	22.97	22.85	22.75
15	16QAM	1	37	22.84	22.77	22.70
15	16QAM	1	74	22.65	22.74	22.61
15	16QAM	36	0	21.73	21.76	22.48
15	16QAM	36	18	21.62	21.65	22.43
15	16QAM	36	37	21.58	21.63	22.33
15	16QAM	75	0	21.72	21.79	22.46

BW [MHz]	Modulation	RB Size	RB Offset	Power (dBm) Low Ch. / Freq.	Power (dBm) Middle Ch. / Freq.	Power (dBm) High Ch. / Freq.
Channel				20000	20175	20350
Frequency (MHz)				1715	1732.5	1750
10	QPSK	1	0	23.69	23.69	23.51
10	QPSK	1	24	23.64	23.56	23.45
10	QPSK	1	49	23.55	23.55	23.34
10	QPSK	25	0	22.67	22.68	22.54
10	QPSK	25	12	22.62	22.63	22.51
10	QPSK	25	24	22.58	22.58	22.45
10	QPSK	50	0	22.75	22.82	22.66
10	16QAM	1	0	22.90	22.84	22.47
10	16QAM	1	24	22.86	22.80	22.45
10	16QAM	1	49	22.80	22.73	22.12
10	16QAM	25	0	21.64	21.80	21.60
10	16QAM	25	12	21.60	21.70	21.55
10	16QAM	25	24	21.53	21.64	21.46
10	16QAM	50	0	21.68	21.80	21.62
Channel				19975	20175	20375
Frequency (MHz)				1712.5	1732.5	1752.5
5	QPSK	1	0	23.76	23.49	23.31
5	QPSK	1	12	23.44	23.41	23.23
5	QPSK	1	24	23.40	23.37	23.13
5	QPSK	12	0	22.62	22.58	22.49
5	QPSK	12	6	22.57	22.53	22.46
5	QPSK	12	11	22.46	22.52	22.40
5	QPSK	25	0	22.52	22.61	22.45
5	16QAM	1	0	22.85	22.49	22.52
5	16QAM	1	12	22.75	22.44	22.46
5	16QAM	1	24	22.65	22.27	22.13
5	16QAM	12	0	21.56	21.63	21.51
5	16QAM	12	6	21.53	21.56	21.48
5	16QAM	12	11	21.42	21.46	21.42
5	16QAM	25	0	21.58	21.60	21.44

BW [MHz]	Modulation	RB Size	RB Offset	Power (dBm) Low Ch. / Freq.	Power (dBm) Middle Ch. / Freq.	Power (dBm) High Ch. / Freq.
Channel				19965	20175	20385
Frequency (MHz)				1711.5	1732.5	1753.5
3	QPSK	1	0	23.70	23.51	23.38
3	QPSK	1	7	23.55	23.49	23.25
3	QPSK	1	14	23.47	23.42	23.30
3	QPSK	8	0	22.62	22.65	22.43
3	QPSK	8	4	22.53	22.63	23.37
3	QPSK	8	7	22.51	22.60	22.35
3	QPSK	15	0	22.54	22.56	22.34
3	16QAM	1	0	22.38	22.28	22.21
3	16QAM	1	7	22.06	22.21	22.01
3	16QAM	1	14	22.03	22.16	21.98
3	16QAM	8	0	21.75	21.61	21.47
3	16QAM	8	4	21.65	21.58	21.41
3	16QAM	8	7	21.62	21.51	21.38
3	16QAM	15	0	21.57	21.66	21.24
Channel				19957	20175	20393
Frequency (MHz)				1710.7	1732.5	1754.3
1.4	QPSK	1	0	23.66	23.62	23.41
1.4	QPSK	1	2	23.62	23.59	23.35
1.4	QPSK	1	5	23.60	23.52	23.32
1.4	QPSK	3	0	23.56	23.52	23.40
1.4	QPSK	3	1	23.49	23.48	23.38
1.4	QPSK	3	2	23.48	23.46	23.32
1.4	QPSK	6	0	22.64	22.60	23.28
1.4	16QAM	1	0	22.48	22.47	22.42
1.4	16QAM	1	2	22.47	22.40	22.40
1.4	16QAM	1	5	22.41	22.38	22.34
1.4	16QAM	3	0	22.44	22.39	22.38
1.4	16QAM	3	1	22.38	22.29	22.29
1.4	16QAM	3	2	22.28	22.27	22.27
1.4	16QAM	6	0	22.46	22.39	22.39

<LTE Band 7 Conducted Power>

BW [MHz]	Modulation	RB Size	RB Offset	Power (dBm) Low Ch. / Freq.	Power (dBm) Middle Ch. / Freq.	Power (dBm) High Ch. / Freq.
Channel				**20850**	**21100**	**21350**
Frequency (MHz)				**2510**	**2535**	**2560**
20	QPSK	1	0	20.85	20.93	21.11
20	QPSK	1	49	20.84	21.06	21.06
20	QPSK	1	99	21.06	21.11	21.16
20	QPSK	50	0	19.97	20.08	20.21
20	QPSK	50	24	19.91	20.12	20.14
20	QPSK	50	49	20.01	20.26	20.22
20	QPSK	100	0	19.93	20.11	20.13
20	16QAM	1	0	20.04	20.10	19.98
20	16QAM	1	49	19.99	20.08	19.85
20	16QAM	1	99	20.10	20.16	20.07
20	16QAM	50	0	18.89	19.04	19.23
20	16QAM	50	24	18.94	19.10	19.15
20	16QAM	50	49	19.07	19.21	19.28
20	16QAM	100	0	19.00	19.21	19.11
Channel				**20825**	**21100**	**21375**
Frequency (MHz)				**2507.5**	**2535**	**2562.5**
15	QPSK	1	0	20.87	20.91	21.01
15	QPSK	1	37	20.85	20.98	21.00
15	QPSK	1	74	20.88	21.05	21.08
15	QPSK	36	0	19.90	20.16	20.13
15	QPSK	36	18	19.94	20.10	20.03
15	QPSK	36	37	19.91	20.15	20.15
15	QPSK	75	0	19.90	20.08	20.11
15	16QAM	1	0	19.71	19.98	20.24
15	16QAM	1	37	19.81	19.91	19.83
15	16QAM	1	74	19.85	20.10	20.30
15	16QAM	36	0	18.93	19.12	19.13
15	16QAM	36	18	18.84	19.19	19.08
15	16QAM	36	37	18.91	19.14	19.07
15	16QAM	75	0	18.95	19.06	19.02

BW [MHz]	Modulation	RB Size	RB Offset	Power (dBm) Low Ch. / Freq.	Power (dBm) Middle Ch. / Freq.	Power (dBm) High Ch. / Freq.
Channel				**20800**	**21100**	**21400**
Frequency (MHz)				**2505**	**2535**	**2565**
10	QPSK	1	0	20.88	20.82	20.95
10	QPSK	1	24	20.67	20.85	21.02
10	QPSK	1	49	20.89	20.94	21.16
10	QPSK	25	0	19.85	20.11	20.06
10	QPSK	25	12	19.82	20.11	20.14
10	QPSK	25	24	19.86	20.06	20.10
10	QPSK	50	0	19.89	20.13	20.12
10	16QAM	1	0	19.80	19.87	19.91
10	16QAM	1	24	19.98	19.84	20.23
10	16QAM	1	49	20.06	19.95	20.24
10	16QAM	25	0	18.84	19.04	19.15
10	16QAM	25	12	18.87	19.18	19.09
10	16QAM	25	24	18.94	19.21	19.17
10	16QAM	50	0	18.94	19.11	19.11
Channel				**20775**	**21100**	**21425**
Frequency (MHz)				**2502.5**	**2535**	**2567.5**
5	QPSK	1	0	20.83	20.91	20.98
5	QPSK	1	12	20.78	20.92	20.97
5	QPSK	1	24	20.86	21.07	21.06
5	QPSK	12	0	19.98	20.10	20.12
5	QPSK	12	6	19.91	20.07	20.00
5	QPSK	12	11	19.85	20.06	20.12
5	QPSK	25	0	19.88	20.09	20.08
5	16QAM	1	0	20.10	19.85	19.66
5	16QAM	1	12	19.59	20.13	19.77
5	16QAM	1	24	20.12	20.23	20.03
5	16QAM	12	0	19.03	19.21	19.09
5	16QAM	12	6	18.97	19.15	19.00
5	16QAM	12	11	18.89	19.20	19.06
5	16QAM	25	0	18.90	19.52	19.10

Note: Maximum average power for LTE.

3.2 Peak-to-Average Ratio

3.2.1 Description of the PAR Measurement

Power Complementary Cumulative Distribution Function (CCDF) curves provide a means for characterizing the power peaks of a digitally modulated signal on a statistical basis. A CCDF curve depicts the probability of the peak signal amplitude exceeding the average power level. Most contemporary measurement instrumentation include the capability to produce CCDF curves for an input signal provided that the instrument's resolution bandwidth can be set wide enough to accommodate the entire input signal bandwidth. In measuring transmissions in this band using an average power technique, the peak-to-average ratio (PAR) of the transmission may not exceed 13 dB.

3.2.2 Measuring Instruments

Measuring equipment is listed in the section 4 of this test report.

3.2.3 Test Procedures

1. The EUT was connected to Spectrum Analyzer and Base Station via power divider.
2. For LTE operating modes:
   a. Set the CCDF (Complementary Cumulative Distribution Function) option in spectrum analyzer.
   b. The highest RF powers were measured and recorded the maximum PAPR level associated with a probability of 0.1 %.
3. Record the deviation as Peak to Average Ratio.

3.2.4 Test Setup

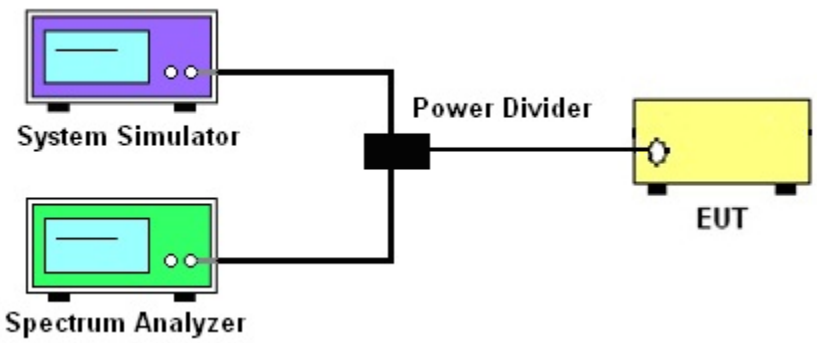

3.2.5 Test Result of Peak-to-Average Ratio

Modes	LTE Band 4			
BW / Mod.	1.4MHz / QPSK	1.4MHz / 16QAM	3MHz / QPSK	3MHz / 16QAM
Peak-to-Average Ratio (dB)	5.40	6.32	5.32	6.32
BW / Mod.	5MHz / QPSK	5MHz / 16QAM	10MHz / QPSK	10MHz / 16QAM
Peak-to-Average Ratio (dB)	5.48	6.16	5.40	6.24
BW / Mod.	15MHz / QPSK	15MHz / 16QAM	20MHz / QPSK	20MHz / 16QAM
Peak-to-Average Ratio (dB)	5.84	6.80	6.36	7.08

Note:

The maximum RB configurations of the PAPR summary as below:

BW1.4MHz RB setting：RB Size 6, RB offset 0

BW3.0MHz RB setting：RB Size 15, RB offset 0

BW5.0MHz RB setting：RB Size 25, RB offset 0

BW10MHz RB setting：RB Size 50, RB offset 0

BW15MHz RB setting：RB Size 75, RB offset 0

BW20MHz RB setting：RB Size 100, RB offset 0

3.2.6 Peak to Average Power Ratio

Peak-to-Average Ratio on LTE Band 4 1.4MHz / QPSK

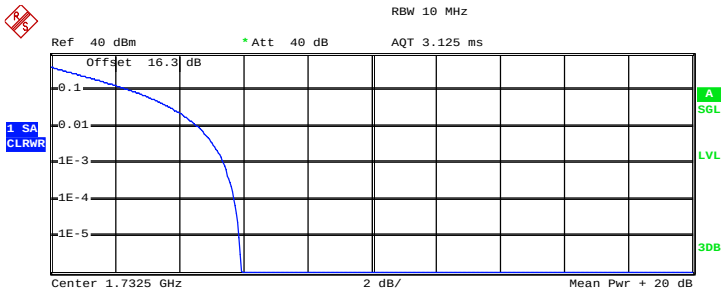

Complementary Cumulative Distribution Function (100000 samples)

	Trace 1
Mean	22.56 dBm
Peak	28.49 dBm
Crest	5.93 dB
10 %	2.56 dB
1 %	4.60 dB
.1 %	5.40 dB
.01 %	5.72 dB

Date: 31.MAR.2014 15:57:47

Peak-to-Average Ratio on LTE Band 4 1.4MHz / 16QAM

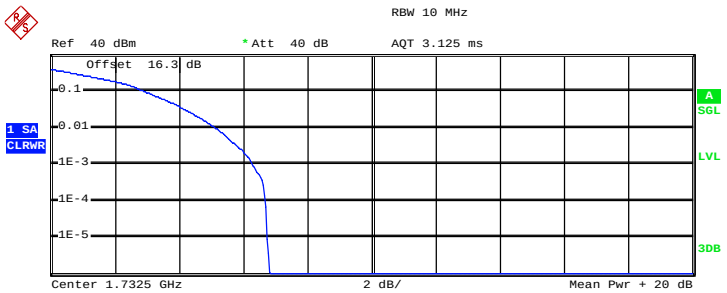

Complementary Cumulative Distribution Function (100000 samples)

	Trace 1
Mean	21.54 dBm
Peak	28.35 dBm
Crest	6.81 dB
10 %	3.00 dB
1 %	5.16 dB
.1 %	6.32 dB
.01 %	6.72 dB

Date: 31.MAR.2014 15:57:58

Peak-to-Average Ratio on LTE Band 4 3MHz / QPSK

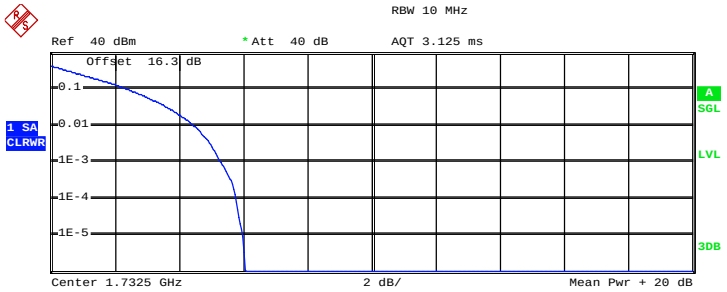

Complementary Cumulative Distribution Function (100000 samples)

	Trace 1
Mean	22.65 dBm
Peak	28.70 dBm
Crest	6.05 dB
10 %	2.48 dB
1 %	4.48 dB
.1 %	5.32 dB
.01 %	5.80 dB

Date: 31.MAR.2014 15:58:25

Peak-to-Average Ratio on LTE Band 4 3MHz / 16QAM

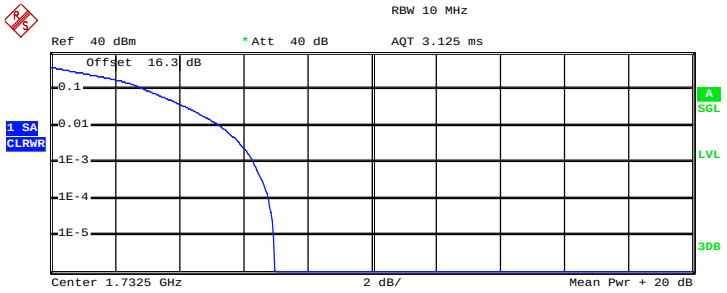

Complementary Cumulative Distribution Function (100000 samples)

	Trace 1
Mean	21.59 dBm
Peak	28.56 dBm
Crest	6.97 dB
10 %	3.00 dB
1 %	5.32 dB
.1 %	6.32 dB
.01 %	6.80 dB

Date: 31.MAR.2014 15:58:13

Peak-to-Average Ratio on LTE Band 4 5MHz / QPSK

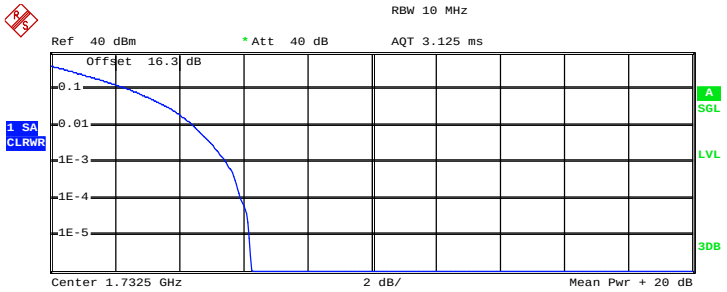

Complementary Cumulative Distribution Function (100000 samples)

	Trace 1
Mean	22.67 dBm
Peak	28.92 dBm
Crest	6.25 dB
10 %	2.48 dB
1 %	4.48 dB
.1 %	5.48 dB
.01 %	5.92 dB

Date: 31.MAR.2014 15:58:44

Peak-to-Average Ratio on LTE Band 4 5MHz / 16QAM

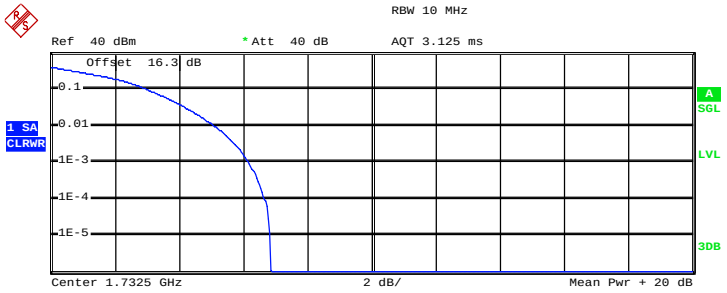

Complementary Cumulative Distribution Function (100000 samples)

	Trace 1
Mean	21.71 dBm
Peak	28.56 dBm
Crest	6.85 dB
10 %	3.08 dB
1 %	5.12 dB
.1 %	6.16 dB
.01 %	6.68 dB

Date: 31.MAR.2014 15:58:56

Peak-to-Average Ratio on LTE Band 4 10MHz / QPSK

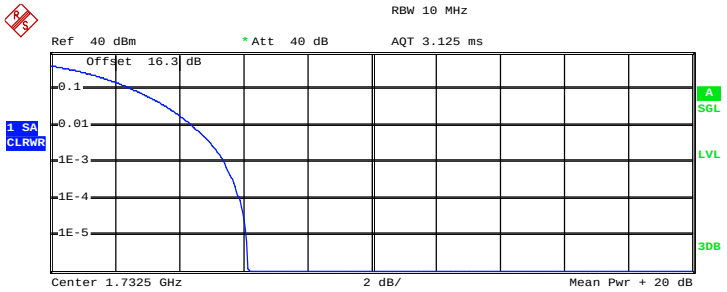

Complementary Cumulative Distribution Function (100000 samples)

	Trace 1
Mean	22.34 dBm
Peak	28.49 dBm
Crest	6.16 dB
10 %	2.60 dB
1 %	4.40 dB
.1 %	5.40 dB
.01 %	5.88 dB

Date: 31.MAR.2014 16:10:42

Peak-to-Average Ratio on LTE Band 4 10MHz / 16QAM

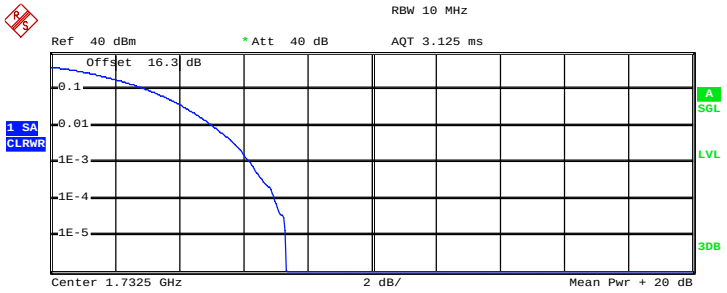

Complementary Cumulative Distribution Function (100000 samples)

	Trace 1
Mean	21.29 dBm
Peak	28.63 dBm
Crest	7.34 dB
10 %	3.08 dB
1 %	5.08 dB
.1 %	6.24 dB
.01 %	7.00 dB

Date: 31.MAR.2014 16:10:56

Peak-to-Average Ratio on LTE Band 4 15MHz / QPSK

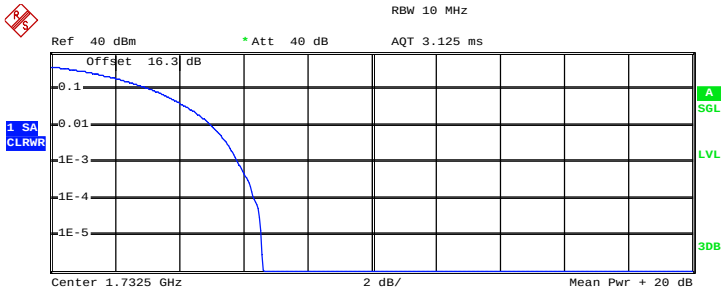

Complementary Cumulative Distribution Function (100000 samples)

	Trace 1
Mean	21.05 dBm
Peak	27.65 dBm
Crest	6.60 dB
10 %	3.16 dB
1 %	5.04 dB
.1 %	5.84 dB
.01 %	6.36 dB

Date: 31.MAR.2014 16:11:32

Peak-to-Average Ratio on LTE Band 4 15MHz / 16QAM

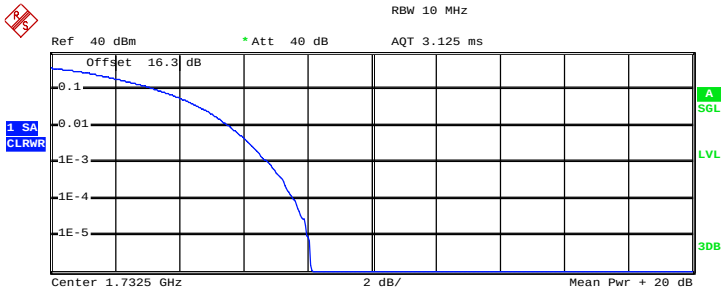

Complementary Cumulative Distribution Function (100000 samples)

	Trace 1
Mean	20.17 dBm
Peak	28.28 dBm
Crest	8.12 dB
10 %	3.40 dB
1 %	5.56 dB
.1 %	6.80 dB
.01 %	7.56 dB

Date: 31.MAR.2014 16:11:19

Peak-to-Average Ratio on LTE Band 4 20MHz / QPSK

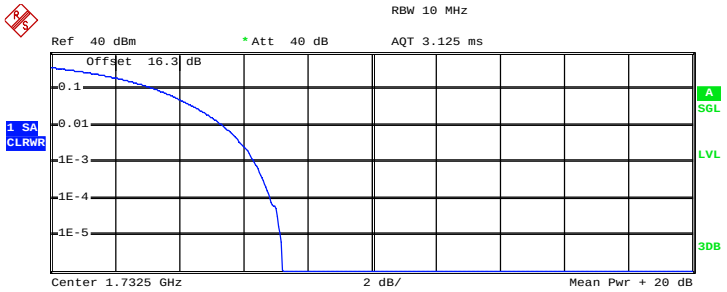

Complementary Cumulative Distribution Function (100000 samples)

	Trace 1
Mean	20.07 dBm
Peak	27.30 dBm
Crest	7.23 dB
10 %	3.32 dB
1 %	5.40 dB
.1 %	6.36 dB
.01 %	6.84 dB

Date: 4.APR.2014 00:40:17

Peak-to-Average Ratio on LTE Band 4 20MHz / 16QAM

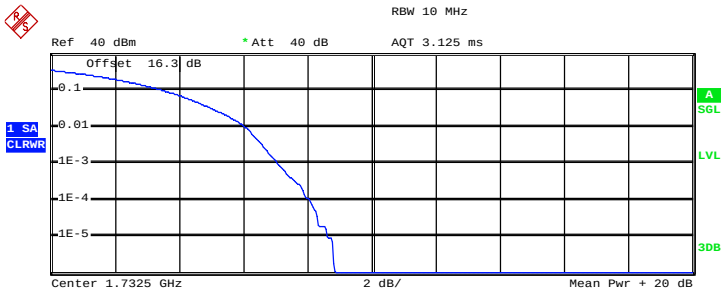

Complementary Cumulative Distribution Function (100000 samples)

	Trace 1
Mean	19.03 dBm
Peak	27.86 dBm
Crest	8.84 dB
10 %	3.60 dB
1 %	6.08 dB
.1 %	7.08 dB
.01 %	8.08 dB

Date: 4.APR.2014 00:40:07

3.3 Equivalent Isotropic Radiated Power Measurement

3.3.1 Description of the EIRP Measurement

Equivalent isotropic radiated power output measurements by substitution method according to ANSI / TIA / EIA-603-C-2004, and the spectrum analyzer configuration follows KDB 971168 D01 Power Meas. License Digital Systems v02r01. Mobile and portable (hand-held) stations operating are limited to average EIRP of 2 watts with LTE band 7 and 1 watt with LTE band 4.

3.3.2 Measuring Instruments

Measuring equipment is listed in the section 4 of this test report.

3.3.3 Test Procedures

1. The EUT was placed on a turntable with 1.5 meter height in a fully anechoic chamber.
2. The EUT was set at 3 meters from the receiving antenna, which was mounted on the antenna tower.
3. The radiated emission at the fundamental frequency was measured at 3 m with a test antenna and a spectrum analyzer which used a channel power option across EUT's signal bandwidth per section 4.0 of KDB 971168 D01.
4. The table was rotated 360 degrees to determine the position of the highest radiated power.
5. The height of the receiving antenna is adjusted to look for the maximum ERP/EIRP.
6. Taking the record of maximum ERP/EIRP.
7. A dipole antenna was substituted in place of the EUT and was driven by a signal generator.
8. The conducted power at the terminal of the dipole antenna is measured.
9. Repeat step 3 to step 5 to get the maximum ERP/EIRP of the substitution antenna.
10. ERP/EIRP = Ps + Et – Es + Gs = Ps + Rt – Rs + Gs
    Ps (dBm)：Input power to substitution antenna.
    Gs (dBi or dBd)：Substitution antenna Gain.
    Et = Rt + AF
    Es = Rs + AF
    AF (dB/m)：Receive antenna factor
    Rt：The highest received signal in spectrum analyzer for EUT.
    Rs：The highest received signal in spectrum analyzer for substitution antenna.

3.3.4 Test Setup

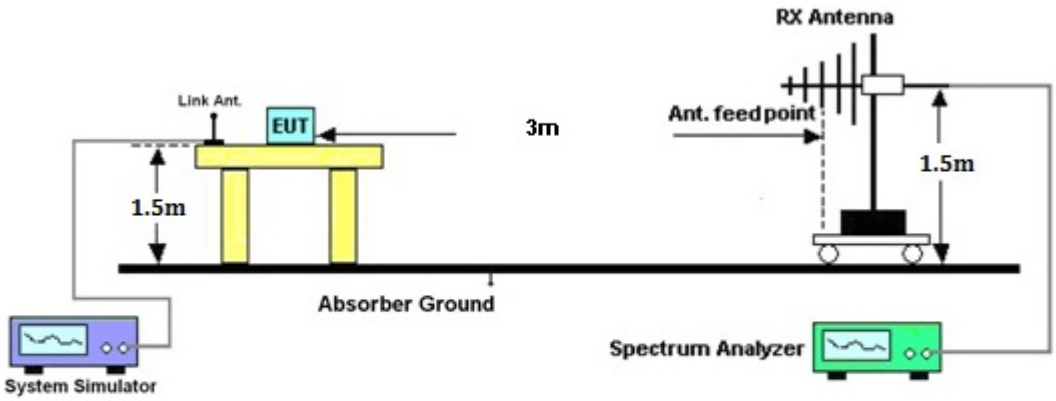

3.3.5 Test Result of EIRP

LTE Band 4 Radiated Power EIRP								
LTE Band	Channel BW (MHz)	Modulation	RB Configuration		Freq. (MHz)	EIRP (dBm)	EIRP (W)	H/V
			RB Size	RB Offset				
4	1.4	QPSK	1	0	1710.7	23.83	0.24	H
4	1.4	QPSK	1	0	1732.5	23.93	0.25	H
4	1.4	QPSK	1	0	1754.3	23.37	0.22	H
4	1.4	QPSK	1	0	1710.7	21.72	0.15	V
4	1.4	QPSK	1	0	1732.5	21.54	0.14	V
4	1.4	QPSK	1	0	1754.3	21.14	0.13	V
4	1.4	16QAM	1	0	1710.7	22.69	0.19	H
4	1.4	16QAM	1	0	1732.5	22.82	0.19	H
4	1.4	16QAM	1	0	1754.3	22.86	0.19	H
4	1.4	16QAM	1	0	1710.7	20.48	0.11	V
4	1.4	16QAM	1	0	1732.5	20.29	0.11	V
4	1.4	16QAM	1	0	1754.3	19.98	0.10	V
4	3	QPSK	1	0	1711.5	23.91	0.25	H
4	3	QPSK	1	0	1732.5	24.15	0.26	H
4	3	QPSK	1	0	1753.5	23.73	0.24	H
4	3	QPSK	1	0	1711.5	21.59	0.14	V
4	3	QPSK	1	0	1732.5	21.75	0.15	V
4	3	QPSK	1	0	1753.5	21.10	0.13	V
4	3	16QAM	1	0	1711.5	23.09	0.20	H
4	3	16QAM	1	0	1732.5	23.05	0.20	H
4	3	16QAM	1	0	1753.5	22.51	0.18	H
4	3	16QAM	1	0	1711.5	20.86	0.12	V
4	3	16QAM	1	0	1732.5	20.48	0.11	V
4	3	16QAM	1	0	1753.5	20.26	0.11	V

LTE Band 4 Radiated Power EIRP								
LTE Band	Channel BW (MHz)	Modulation	RB Configuration		Freq. (MHz)	EIRP (dBm)	EIRP (W)	H/V
			RB Size	RB Offset				
4	5	QPSK	1	0	1712.5	23.90	0.25	H
4	5	QPSK	1	0	1732.5	23.81	0.24	H
4	5	QPSK	1	0	1752.5	23.85	0.24	H
4	5	QPSK	1	0	1712.5	21.48	0.14	V
4	5	QPSK	1	0	1732.5	21.48	0.14	V
4	5	QPSK	1	0	1752.5	21.35	0.14	V
4	5	16QAM	1	0	1712.5	22.62	0.18	H
4	5	16QAM	1	0	1732.5	22.59	0.18	H
4	5	16QAM	1	0	1752.5	22.52	0.18	H
4	5	16QAM	1	0	1712.5	20.28	0.11	V
4	5	16QAM	1	0	1732.5	19.39	0.09	V
4	5	16QAM	1	0	1752.5	20.57	0.11	V
4	10	QPSK	1	0	1715	23.70	0.23	H
4	10	QPSK	1	0	1732.5	23.70	0.23	H
4	10	QPSK	1	0	1750	23.41	0.22	H
4	10	QPSK	1	0	1715	21.63	0.15	V
4	10	QPSK	1	0	1732.5	21.18	0.13	V
4	10	QPSK	1	0	1750	21.19	0.13	V
4	10	16QAM	1	0	1715	22.53	0.18	H
4	10	16QAM	1	0	1732.5	23.03	0.20	H
4	10	16QAM	1	0	1750	22.61	0.18	H
4	10	16QAM	1	0	1715	19.91	0.10	V
4	10	16QAM	1	0	1732.5	20.41	0.11	V
4	10	16QAM	1	0	1750	19.84	0.10	V

LTE Band 4 Radiated Power EIRP								
LTE Band	Channel BW (MHz)	Modulation	RB Configuration		Freq. (MHz)	EIRP (dBm)	EIRP (W)	H/V
			RB Size	RB Offset				
4	15	QPSK	1	0	1717.5	23.30	0.21	H
4	15	QPSK	1	0	1732.5	24.01	0.25	H
4	15	QPSK	1	0	1747.5	23.37	0.22	H
4	15	QPSK	1	0	1717.5	21.41	0.14	V
4	15	QPSK	1	0	1732.5	21.36	0.14	V
4	15	QPSK	1	0	1747.5	21.44	0.14	V
4	15	16QAM	1	0	1717.5	22.65	0.18	H
4	15	16QAM	1	0	1732.5	22.87	0.19	H
4	15	16QAM	1	0	1747.5	22.58	0.18	H
4	15	16QAM	1	0	1717.5	19.87	0.10	V
4	15	16QAM	1	0	1732.5	19.72	0.09	V
4	15	16QAM	1	0	1747.5	20.07	0.10	V
4	20	QPSK	1	0	1720	23.67	0.23	H
4	20	QPSK	1	0	1732.5	24.05	0.25	H
4	20	QPSK	1	0	1745	23.83	0.24	H
4	20	QPSK	1	0	1720	21.11	0.13	V
4	20	QPSK	1	0	1732.5	21.18	0.13	V
4	20	QPSK	1	0	1745	20.60	0.11	V
4	20	16QAM	1	0	1720	22.76	0.19	H
4	20	16QAM	1	0	1732.5	22.86	0.19	H
4	20	16QAM	1	0	1745	22.39	0.17	H
4	20	16QAM	1	0	1720	19.97	0.10	V
4	20	16QAM	1	0	1732.5	20.11	0.10	V
4	20	16QAM	1	0	1745	19.77	0.09	V

LTE Band 7 Radiated Power EIRP								
LTE Band	Channel BW (MHz)	Modulation	RB Configuration		Freq. (MHz)	EIRP (dBm)	EIRP (W)	H/V
			RB Size	RB Offset				
7	5	QPSK	1	24	2502.5	24.96	0.31	H
7	5	QPSK	1	24	2535	25.76	0.38	H
7	5	QPSK	1	24	2567.5	25.19	0.33	H
7	5	QPSK	1	24	2502.5	24.91	0.31	V
7	5	QPSK	1	24	2535	25.58	0.36	V
7	5	QPSK	1	24	2567.5	25.62	0.36	V
7	5	16QAM	1	24	2502.5	23.96	0.25	H
7	5	16QAM	1	24	2535	24.57	0.29	H
7	5	16QAM	1	24	2567.5	23.85	0.24	H
7	5	16QAM	1	24	2502.5	23.75	0.24	V
7	5	16QAM	1	24	2535	24.32	0.27	V
7	5	16QAM	1	24	2567.5	24.27	0.27	V
7	10	QPSK	1	49	2505	25.23	0.33	H
7	10	QPSK	1	49	2535	26.05	0.40	H
7	10	QPSK	1	49	2565	24.90	0.31	H
7	10	QPSK	1	49	2505	24.84	0.30	V
7	10	QPSK	1	49	2535	25.93	0.39	V
7	10	QPSK	1	49	2565	25.68	0.37	V
7	10	16QAM	1	49	2505	24.45	0.28	H
7	10	16QAM	1	49	2535	24.70	0.30	H
7	10	16QAM	1	49	2565	23.96	0.25	H
7	10	16QAM	1	49	2505	23.72	0.24	V
7	10	16QAM	1	49	2535	24.74	0.30	V
7	10	16QAM	1	49	2565	24.30	0.27	V

LTE Band 7 Radiated Power EIRP								
LTE Band	Channel BW (MHz)	Modulation	RB Configuration		Freq. (MHz)	EIRP (dBm)	EIRP (W)	H/V
			RB Size	RB Offset				
7	15	QPSK	1	74	2507.5	25.75	0.38	H
7	15	QPSK	1	74	2535	26.01	0.40	H
7	15	QPSK	1	74	2562.5	24.76	0.30	H
7	15	QPSK	1	74	2507.5	25.25	0.33	V
7	15	QPSK	1	74	2535	25.65	0.37	V
7	15	QPSK	1	74	2562.5	25.51	0.36	V
7	15	16QAM	1	74	2507.5	24.56	0.29	H
7	15	16QAM	1	74	2535	24.88	0.31	H
7	15	16QAM	1	74	2562.5	23.92	0.25	H
7	15	16QAM	1	74	2507.5	24.32	0.27	V
7	15	16QAM	1	74	2535	24.66	0.29	V
7	15	16QAM	1	74	2562.5	24.34	0.27	V
7	20	QPSK	1	99	2510	25.66	0.37	H
7	20	QPSK	1	99	2535	26.13	0.41	H
7	20	QPSK	1	99	2560	25.32	0.34	H
7	20	QPSK	1	99	2510	25.14	0.33	V
7	20	QPSK	1	99	2535	25.56	0.36	V
7	20	QPSK	1	99	2560	25.54	0.36	V
7	20	16QAM	1	99	2510	24.30	0.27	H
7	20	16QAM	1	99	2535	24.69	0.29	H
7	20	16QAM	1	99	2560	23.74	0.24	H
7	20	16QAM	1	99	2510	24.19	0.26	V
7	20	16QAM	1	99	2535	24.78	0.30	V
7	20	16QAM	1	99	2560	24.26	0.27	V

3.4 99% Occupied Bandwidth and 26dB Bandwidth Measurement

3.4.1 Description of 99% Occupied Bandwidth and 26dB Bandwidth Measurement

The occupied bandwidth is the width of a frequency band such that, below the lower and above the upper frequency limits, the mean powers emitted are each equal to a specified percentage 0.5% of the total mean transmitted power.

The 26dB occupied bandwidth is the width of a frequency band such that, below the lower and above the upper frequency limits, the mean powers emitted are each equal 26 dB.
The 26 dB emission bandwidth is defined as the frequency range between two points, one above and one below the carrier frequency, at which the spectral density of the emission is attenuated 26 dB below the maximum in-band spectral density of the modulated signal. Spectral density (power per unit bandwidth) is to be measured with a detector of resolution bandwidth equal to approximately 1.0% of the emission bandwidth.

3.4.2 Measuring Instruments

Measuring equipment is listed in the section 4 of this test report.

3.4.3 Test Procedures

1. The EUT was connected to Spectrum Analyzer and Base Station via power divider.
2. The 26dB and 99% occupied bandwidth (BW) of the middle channel for the highest RF powers with full RB sizes were measured.

3.4.4 Test Setup

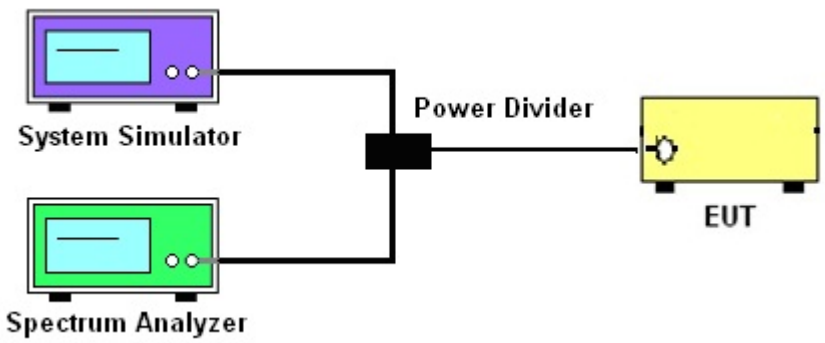

3.4.5 Test Result of 99% Occupied Bandwidth and 26dB Bandwidth

Modes	LTE Band 4			
BW / Mod.	1.4MHz / QPSK	1.4MHz / 16QAM	3MHz / QPSK	3MHz / 16QAM
99% OBW (MHz)	1.0976	1.1032	2.7240	2.7360
26dB BW (MHz)	1.2936	1.2824	3.0480	3.0480
BW / Mod.	5MHz / QPSK	5MHz / 16QAM	10MHz / QPSK	10MHz / 16QAM
99% OBW (MHz)	4.5000	4.5000	9.1600	9.0800
26dB BW (MHz)	5.0000	4.9800	10.0000	10.0000
BW / Mod.	15MHz / QPSK	15MHz / 16QAM	20MHz / QPSK	20MHz / 16QAM
99% OBW (MHz)	13.5600	13.5600	18.6400	18.6400
26dB BW (MHz)	14.5800	14.7000	21.1200	21.1200

Modes	LTE Band 7			
BW / Mod.	5MHz / QPSK	5MHz / 16QAM	10MHz / QPSK	10MHz / 16QAM
99% OBW (MHz)	4.4800	4.5000	9.1200	9.1200
26dB BW (MHz)	4.9600	5.0200	10.0000	9.9600
BW / Mod.	15MHz / QPSK	15MHz / 16QAM	20MHz / QPSK	20MHz / 16QAM
99% OBW (MHz)	13.5000	13.5000	18.6400	18.6400
26dB BW (MHz)	14.5200	14.7000	21.1200	21.2000

Note:

The maximum RB configurations of the 99% Occupied Bandwidth and 26dB Bandwidth summary as below:

BW1.4MHz RB setting：RB Size 6, RB offset 0

BW3.0MHz RB setting：RB Size 15, RB offset 0

BW5.0MHz RB setting：RB Size 25, RB offset 0

BW10MHz RB setting：RB Size 50, RB offset 0

BW15MHz RB setting：RB Size 75, RB offset 0

BW20MHz RB setting：RB Size 100, RB offset 0

3.4.6 Test Plots of 99% Occupied Bandwidth and 26dB Bandwidth

Band :	LTE Band 4	BW / Mod. :	1.4MHz / QPSK

99% Occupied Bandwidth Plot on Channel 20175

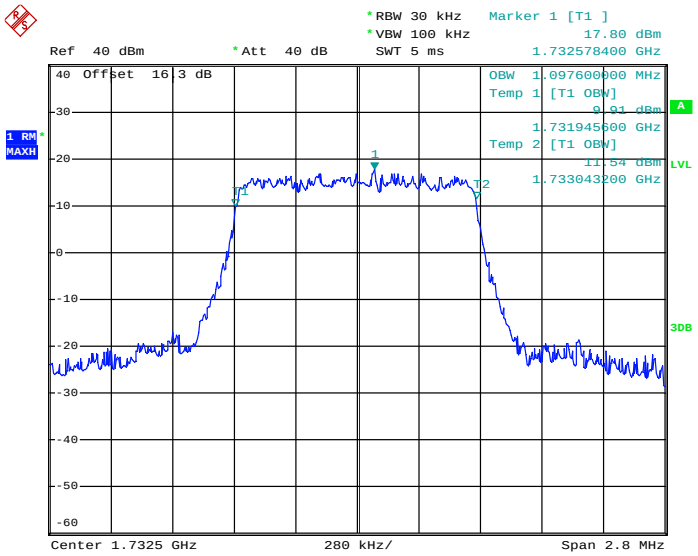

Date: 31.MAR.2014 15:16:56

26dB Bandwidth Plot on Channel 20175

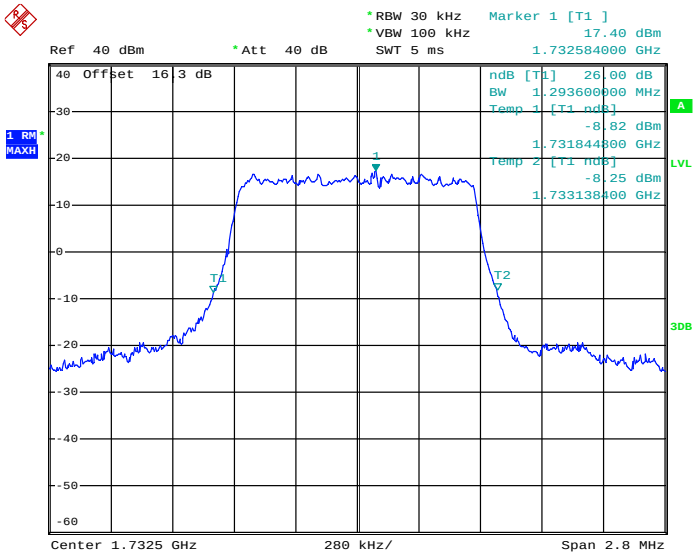

Date: 31.MAR.2014 15:02:54

Band :	LTE Band 4	BW / Mod. :	1.4MHz / 16QAM

99% Occupied Bandwidth Plot on Channel 20175

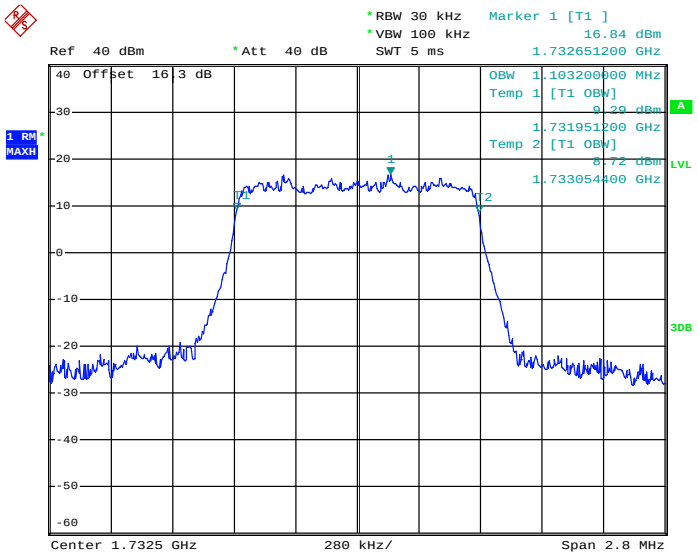

Date: 31.MAR.2014 15:17:14

26dB Bandwidth Plot on Channel 20175

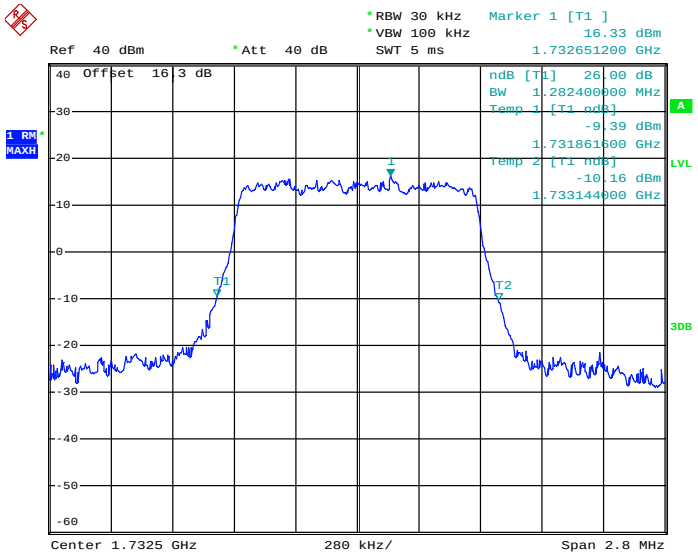

Date: 31.MAR.2014 15:03:21

Band :	LTE Band 4	BW / Mod. :	3MHz / QPSK

99% Occupied Bandwidth Plot on Channel 20175

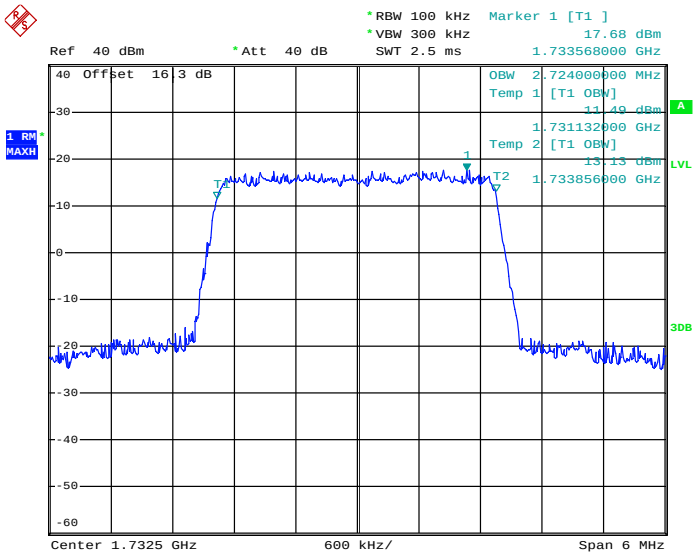

Date: 31.MAR.2014 15:19:07

26dB Bandwidth Plot on Channel 20175

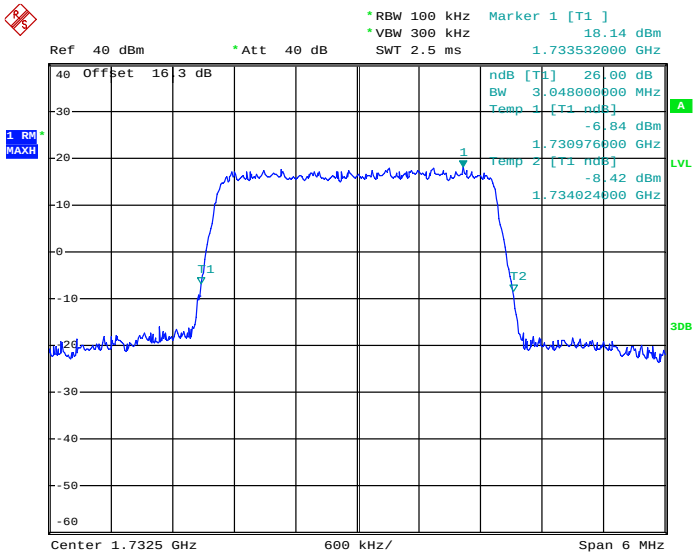

Date: 31.MAR.2014 15:08:44

Band :	LTE Band 4	BW / Mod. :	3MHz / 16QAM

99% Occupied Bandwidth Plot on Channel 20175

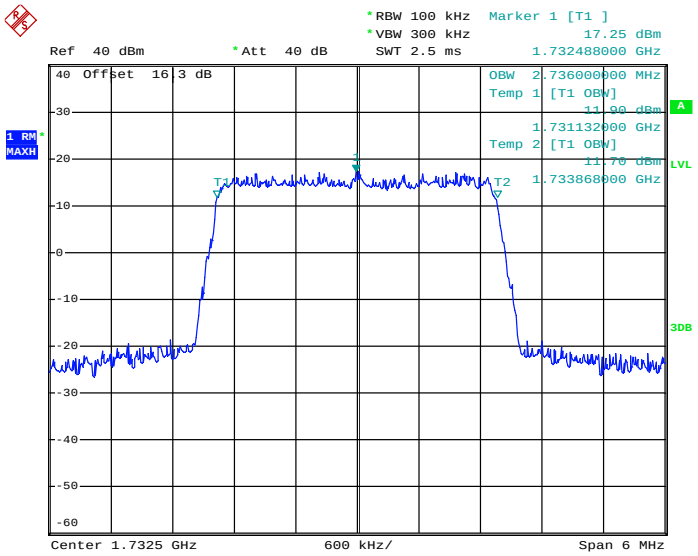

Date: 31.MAR.2014 15:19:18

26dB Bandwidth Plot on Channel 20175

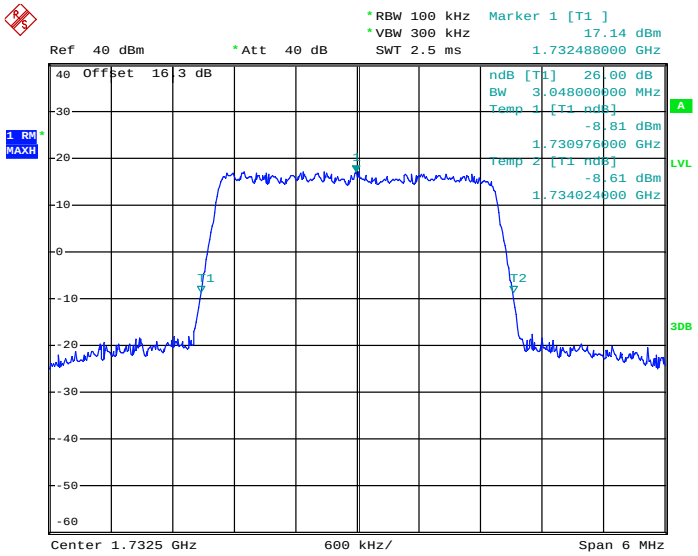

Date: 31.MAR.2014 15:08:06

Band :	LTE Band 4	BW / Mod. :	5MHz / QPSK

99% Occupied Bandwidth Plot on Channel 20175

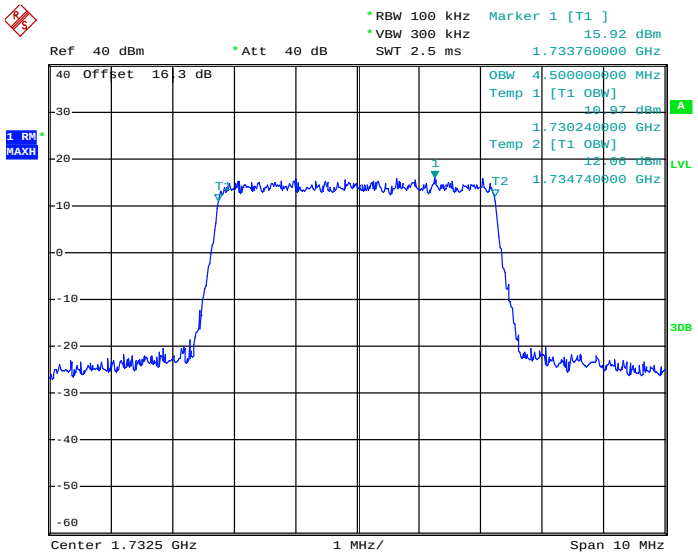

Date: 31.MAR.2014 15:22:22

26dB Bandwidth Plot on Channel 20175

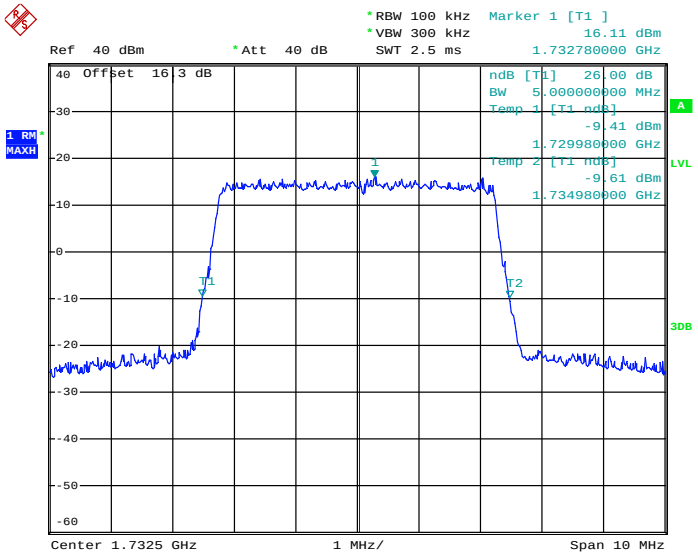

Date: 31.MAR.2014 15:09:24

Band :	LTE Band 4	BW / Mod. :	5MHz / 16QAM

99% Occupied Bandwidth Plot on Channel 20175

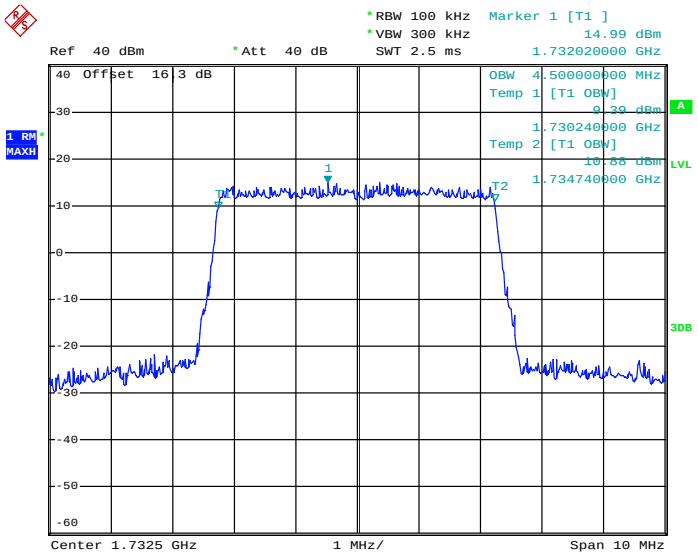

Date: 31.MAR.2014 15:22:46

26dB Bandwidth Plot on Channel 20175

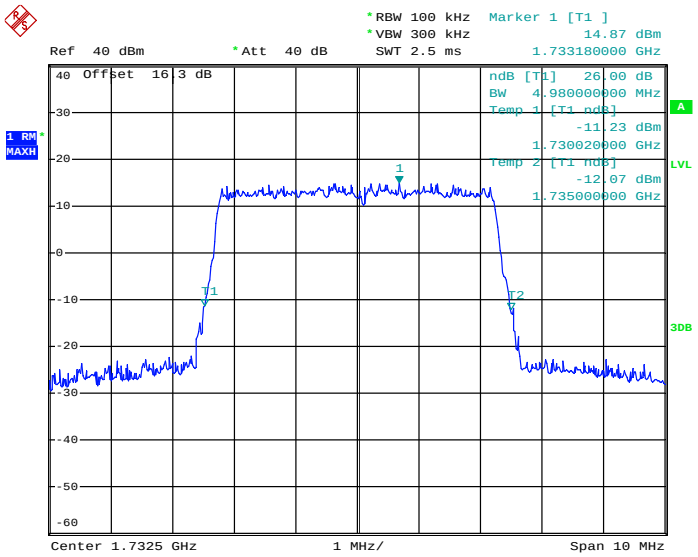

Date: 31.MAR.2014 15:09:48

Band :	LTE Band 4	BW / Mod. :	10MHz / QPSK

99% Occupied Bandwidth Plot on Channel 20175

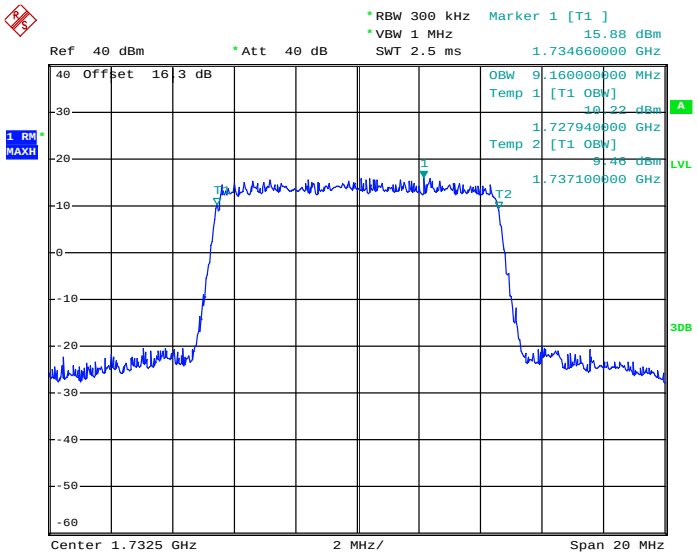

Date: 31.MAR.2014 15:24:51

26dB Bandwidth Plot on Channel 20175

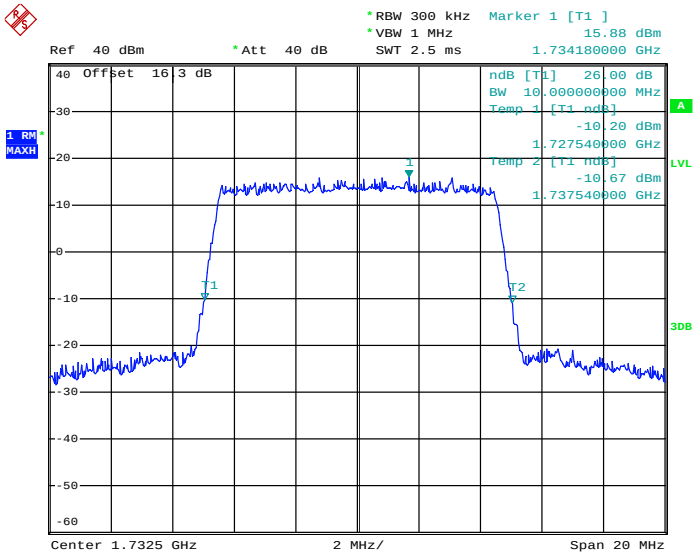

Date: 31.MAR.2014 15:10:26

Band :	LTE Band 4	BW / Mod. :	10MHz / 16QAM

99% Occupied Bandwidth Plot on Channel 20175

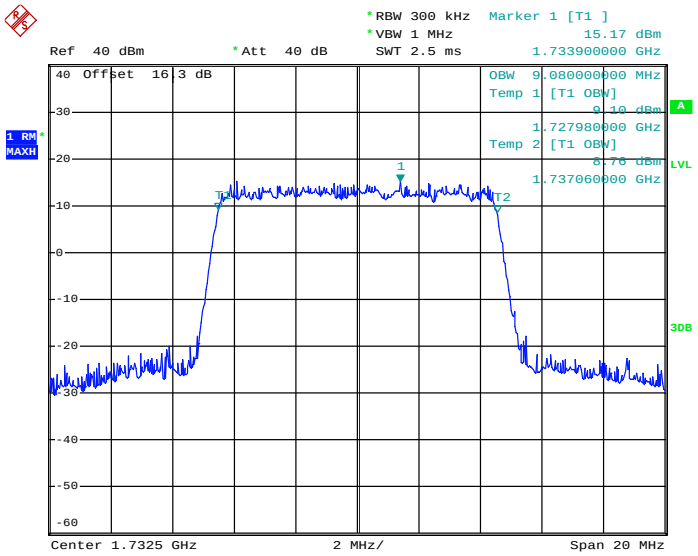

Date: 31.MAR.2014 15:25:01

26dB Bandwidth Plot on Channel 20175

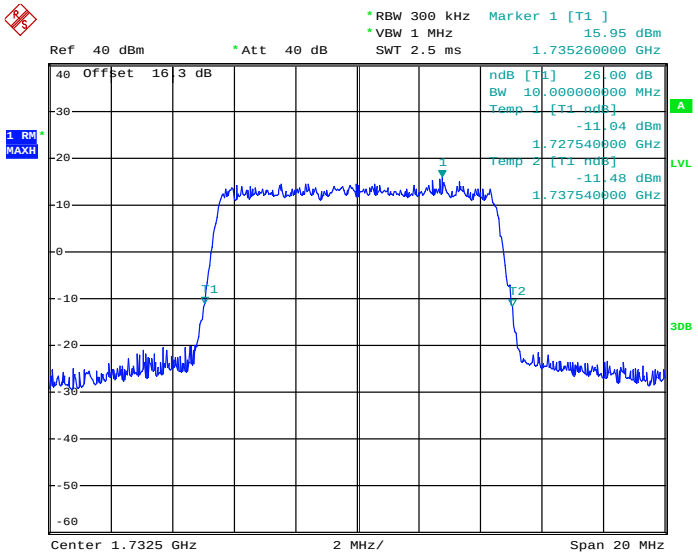

Date: 31.MAR.2014 15:10:10

Band :	LTE Band 4	BW / Mod. :	15MHz / QPSK

99% Occupied Bandwidth Plot on Channel 20175

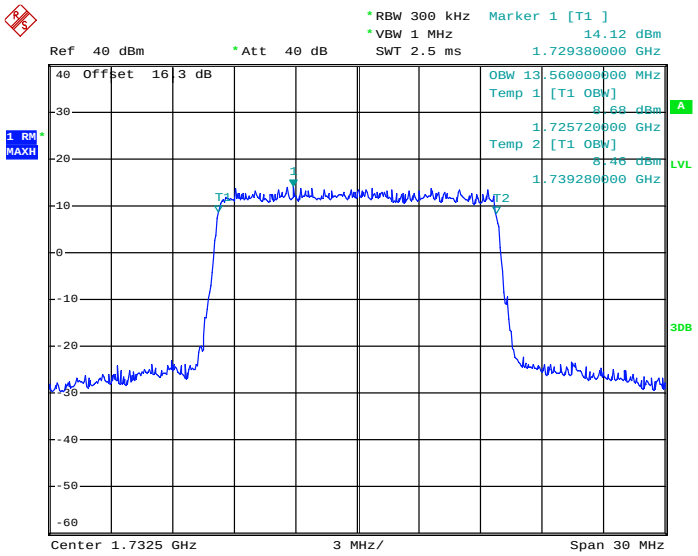

Date: 31.MAR.2014 15:26:58

26dB Bandwidth Plot on Channel 20175

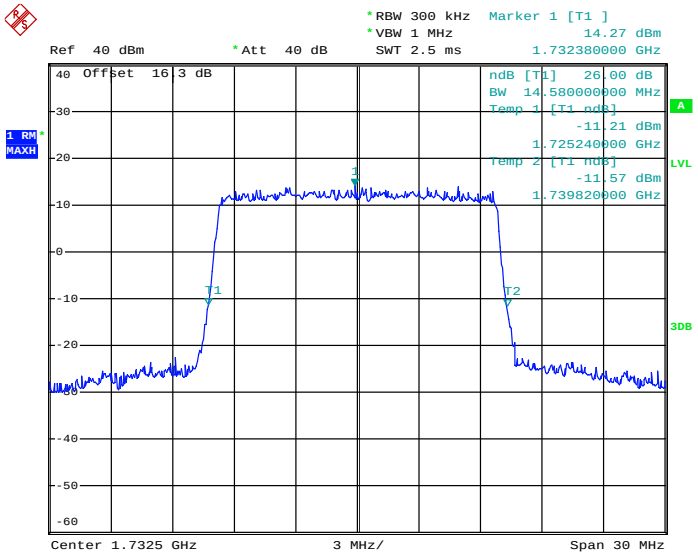

Date: 31.MAR.2014 15:10:48

Band :	LTE Band 4	BW / Mod. :	15MHz / 16QAM

99% Occupied Bandwidth Plot on Channel 20175

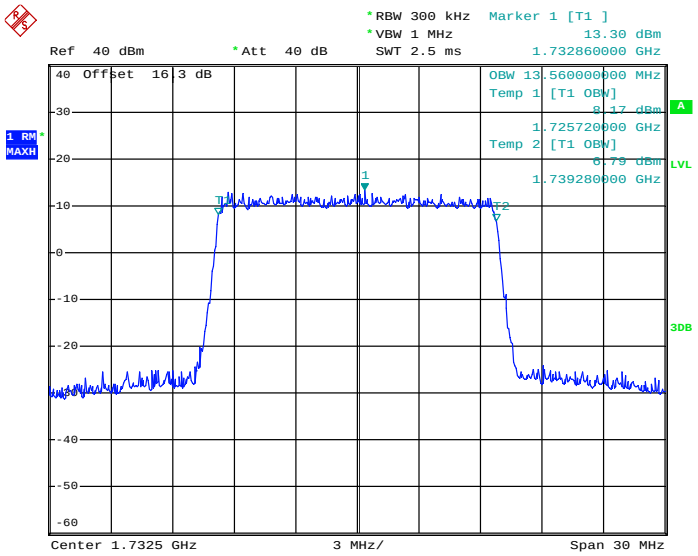

Date: 31.MAR.2014 15:28:43

26dB Bandwidth Plot on Channel 20175

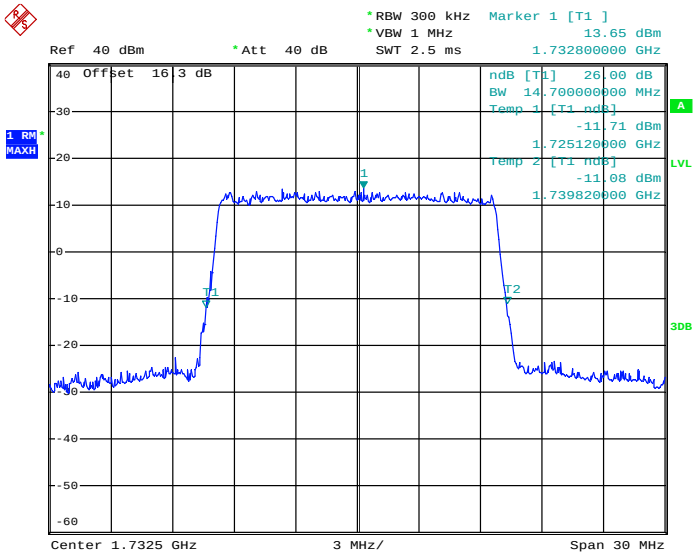

Date: 31.MAR.2014 15:11:26

Band :	LTE Band 4	BW / Mod. :	20MHz / QPSK

99% Occupied Bandwidth Plot on Channel 20175

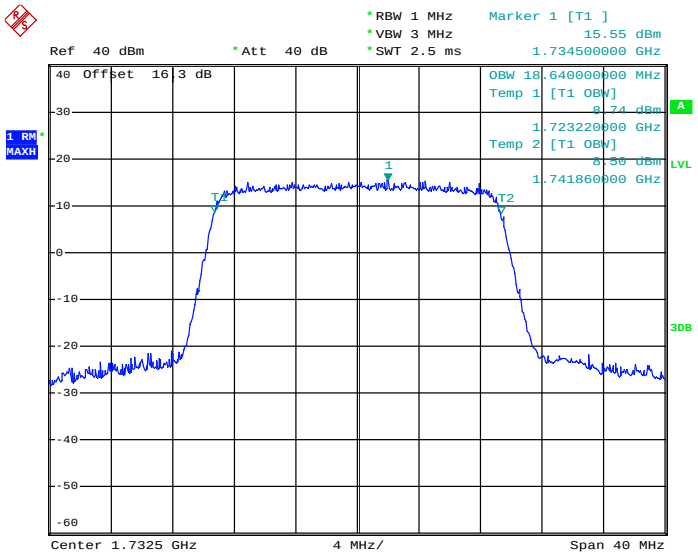

Date: 31.MAR.2014 15:54:33

26dB Bandwidth Plot on Channel 20175

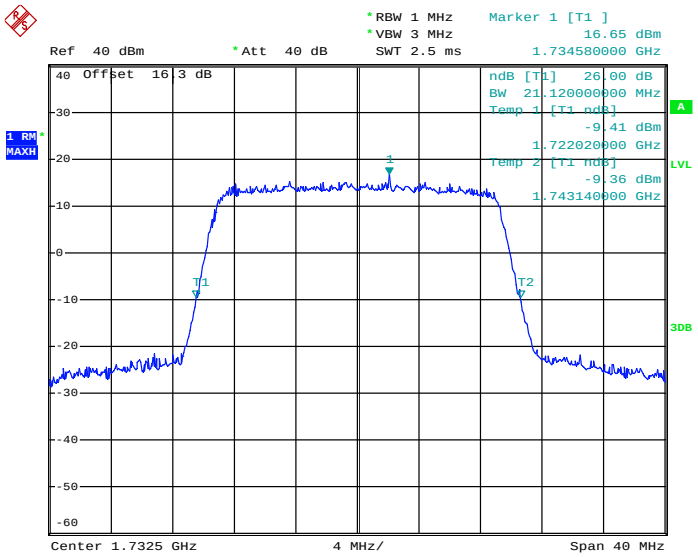

Date: 31.MAR.2014 15:12:32

Band :	LTE Band 4	BW / Mod. :	20MHz / 16QAM

99% Occupied Bandwidth Plot on Channel 20175

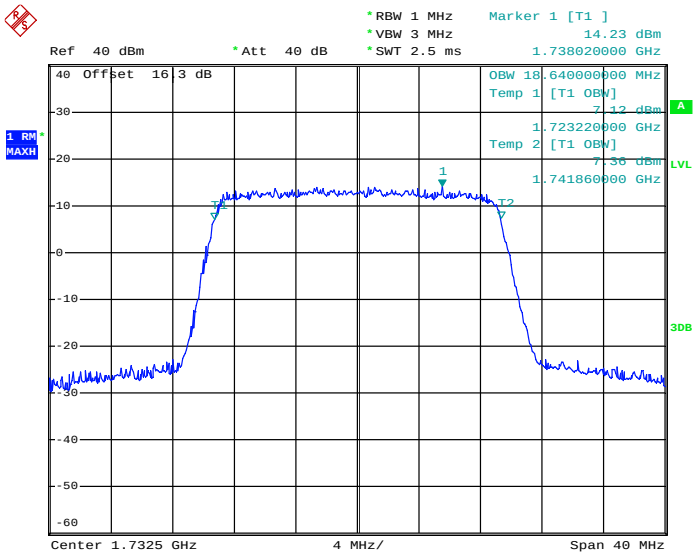

Date: 31.MAR.2014 15:54:44

26dB Bandwidth Plot on Channel 20175

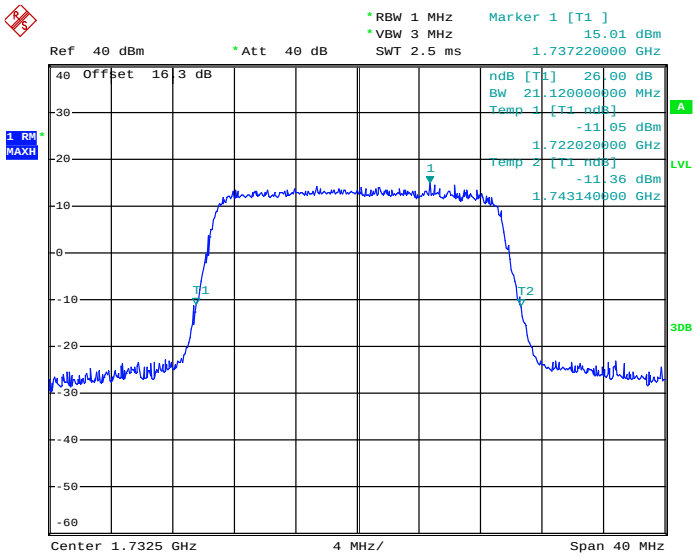

Date: 31.MAR.2014 15:12:43

Band :	LTE Band 7	BW / Mod. :	5MHz / QPSK

99% Occupied Bandwidth Plot on Channel 21100

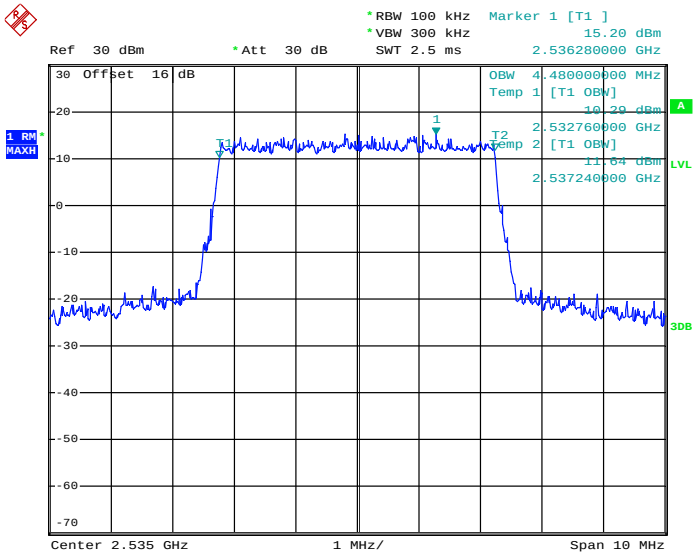

Date: 3.APR.2014 22:12:59

26dB Bandwidth Plot on Channel 21100

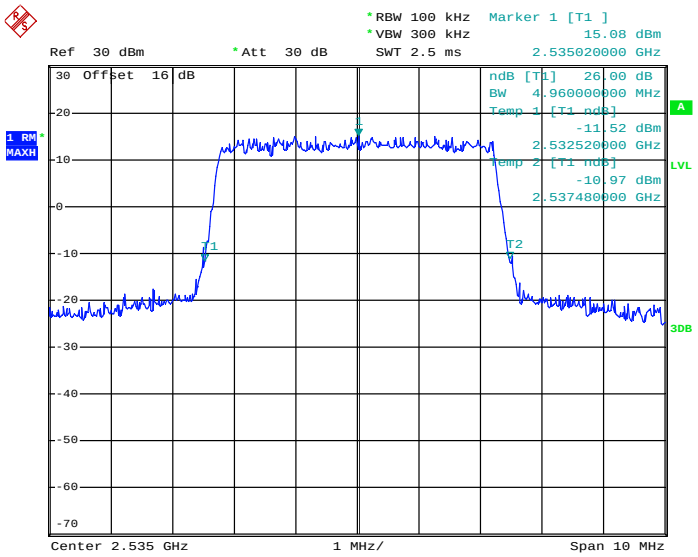

Date: 3.APR.2014 22:03:38

Band :	LTE Band 7	BW / Mod. :	5MHz / 16QAM

99% Occupied Bandwidth Plot on Channel 21100

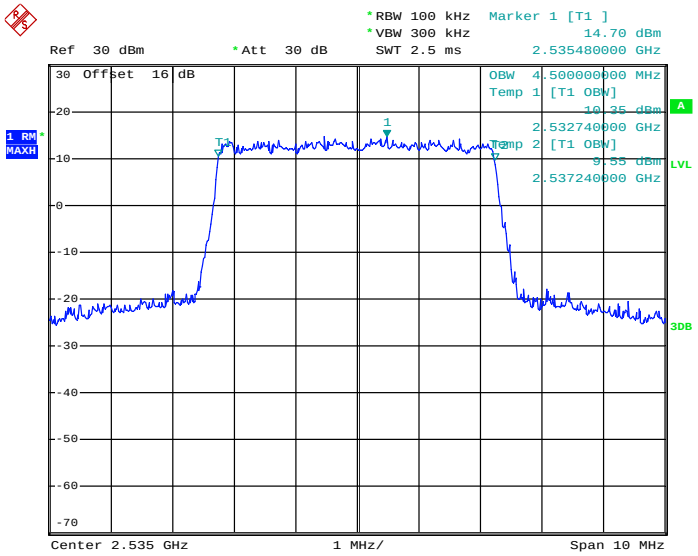

Date: 3.APR.2014 22:12:47

26dB Bandwidth Plot on Channel 21100

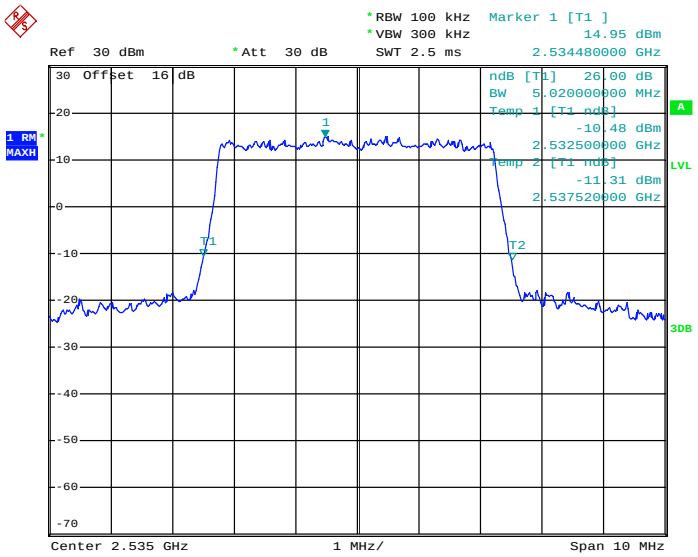

Date: 3.APR.2014 22:03:18

Band :	LTE Band 7	BW / Mod. :	10MHz / QPSK

99% Occupied Bandwidth Plot on Channel 21100

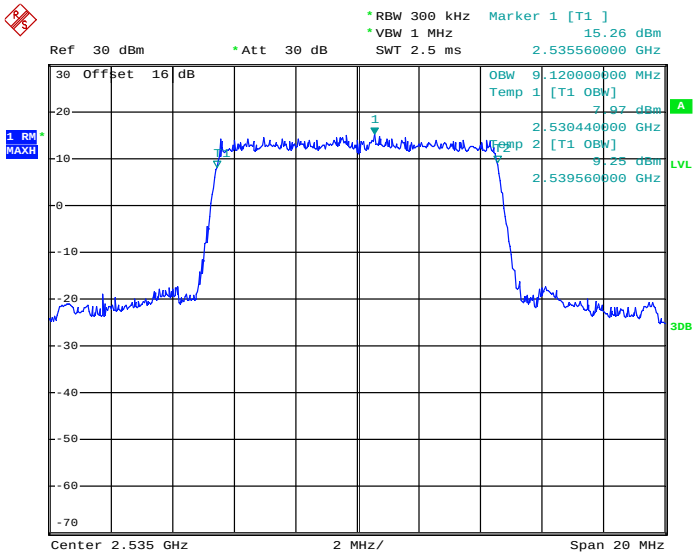

Date: 3.APR.2014 22:15:13

26dB Bandwidth Plot on Channel 21100

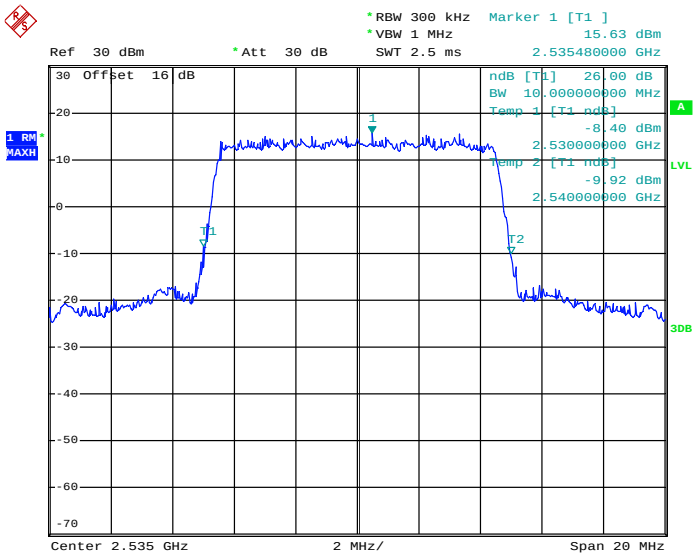

Date: 3.APR.2014 22:04:11

Band :	LTE Band 7	BW / Mod. :	10MHz / 16QAM

99% Occupied Bandwidth Plot on Channel 21100

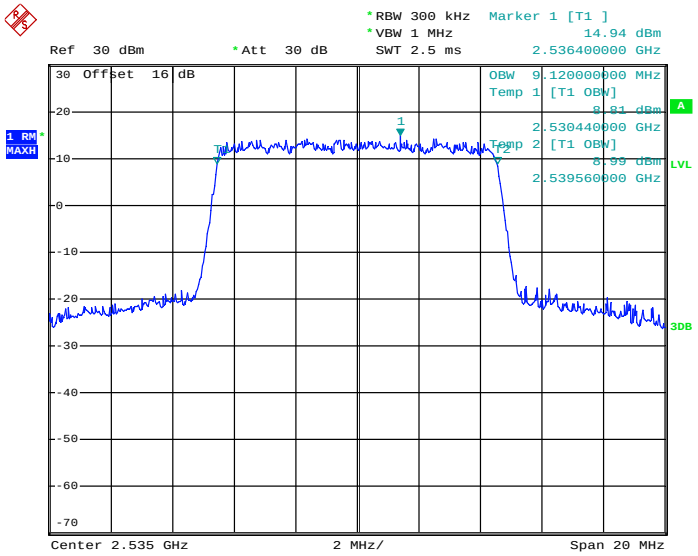

Date: 3.APR.2014 22:15:02

26dB Bandwidth Plot on Channel 21100

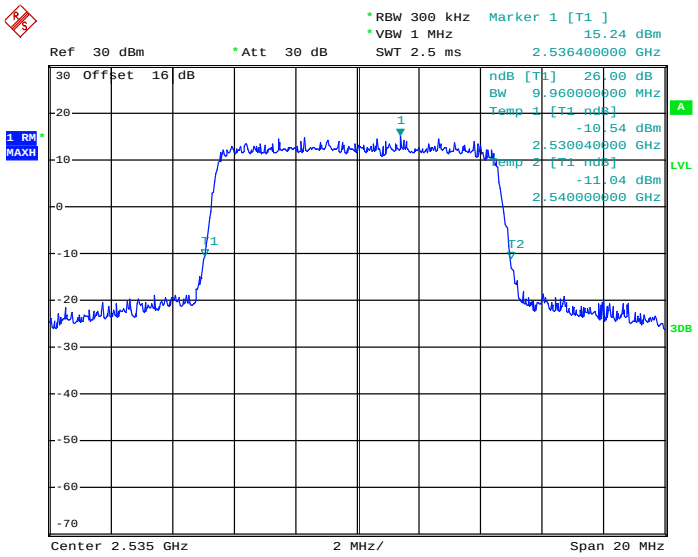

Date: 3.APR.2014 22:04:26

Band :	LTE Band 7	BW / Mod. :	15MHz / QPSK

99% Occupied Bandwidth Plot on Channel 21100

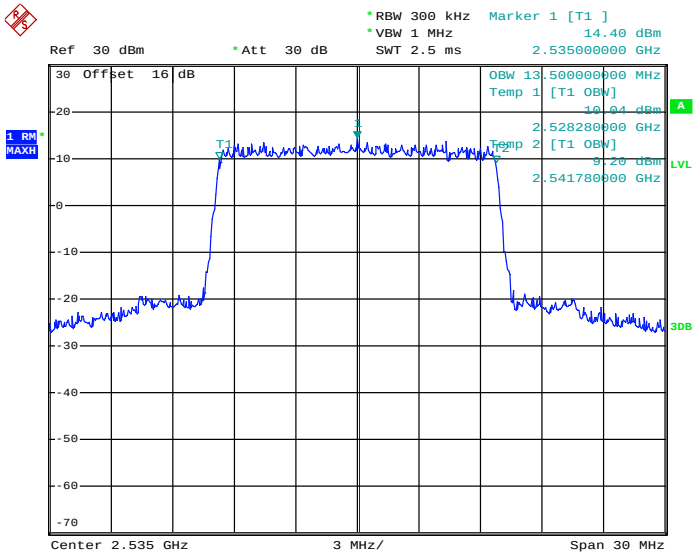

Date: 3.APR.2014 22:17:12

26dB Bandwidth Plot on Channel 21100

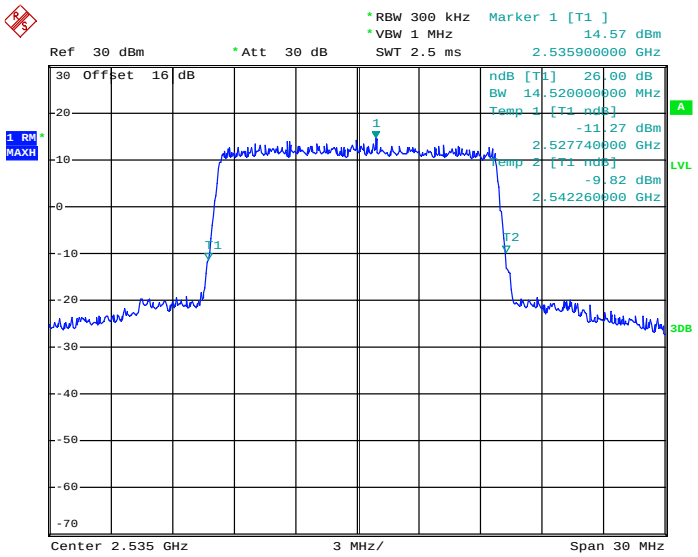

Date: 3.APR.2014 22:05:15

Band :	LTE Band 7	BW / Mod. :	15MHz / 16QAM

99% Occupied Bandwidth Plot on Channel 21100

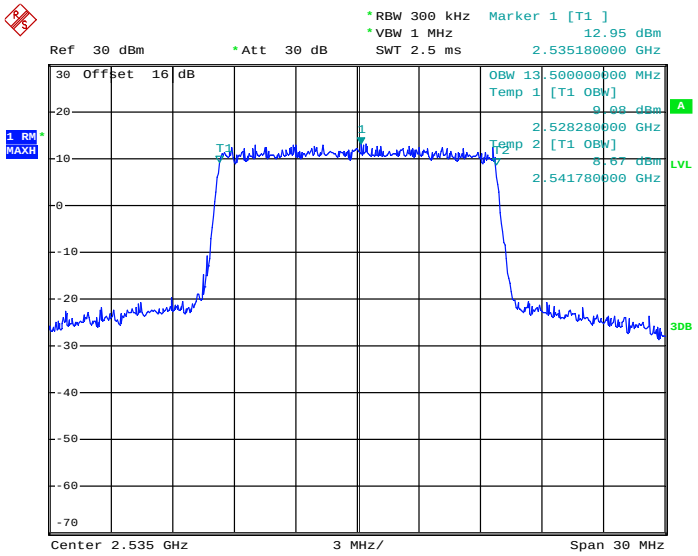

Date: 3.APR.2014 22:16:58

26dB Bandwidth Plot on Channel 21100

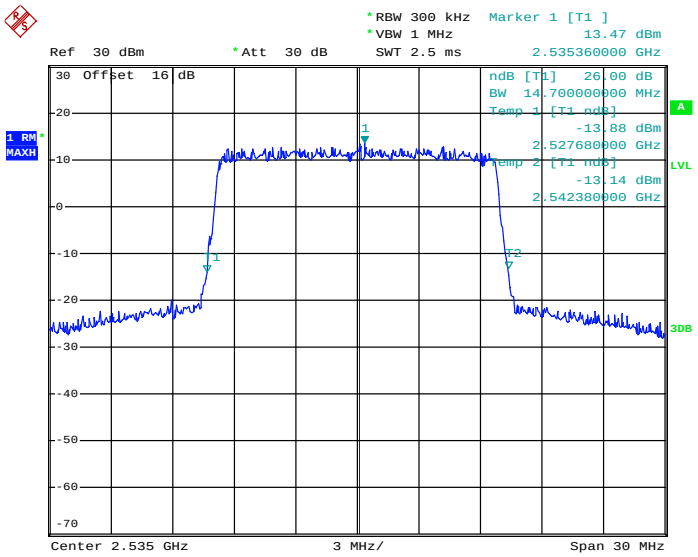

Date: 3.APR.2014 22:04:59

Band :	LTE Band 7	BW / Mod. :	20MHz / QPSK

99% Occupied Bandwidth Plot on Channel 21100

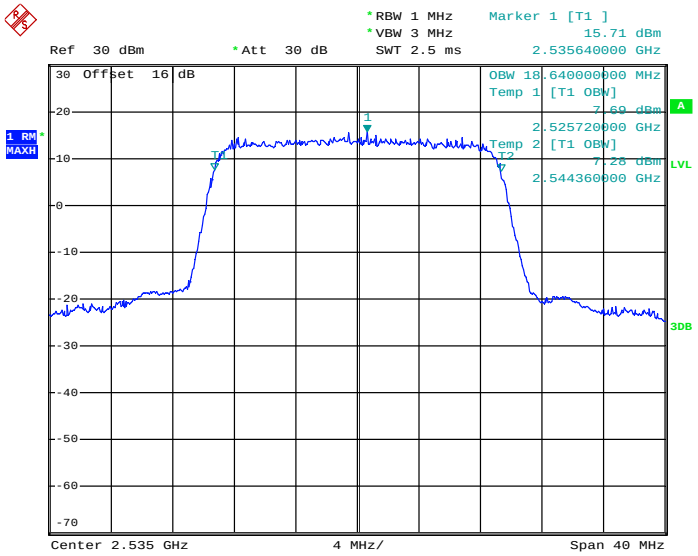

Date: 3.APR.2014 22:19:18

26dB Bandwidth Plot on Channel 21100

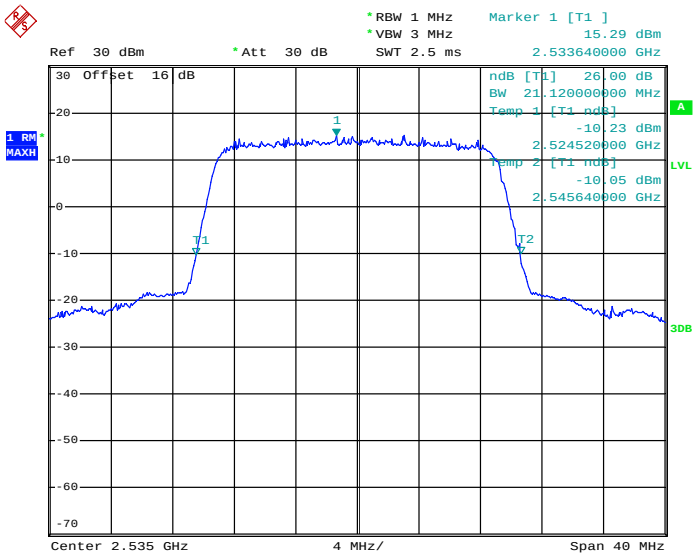

Date: 3.APR.2014 22:05:48

Band :	LTE Band 7	BW / Mod. :	20MHz / 16QAM

99% Occupied Bandwidth Plot on Channel 21100

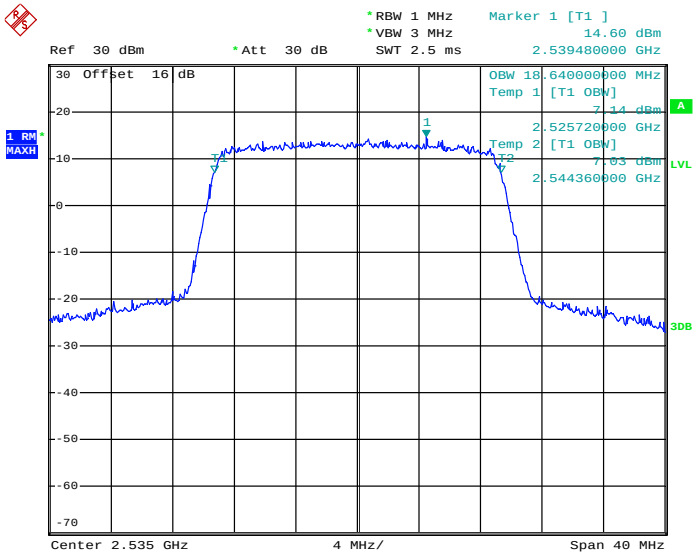

Date: 3.APR.2014 22:19:07

26dB Bandwidth Plot on Channel 21100

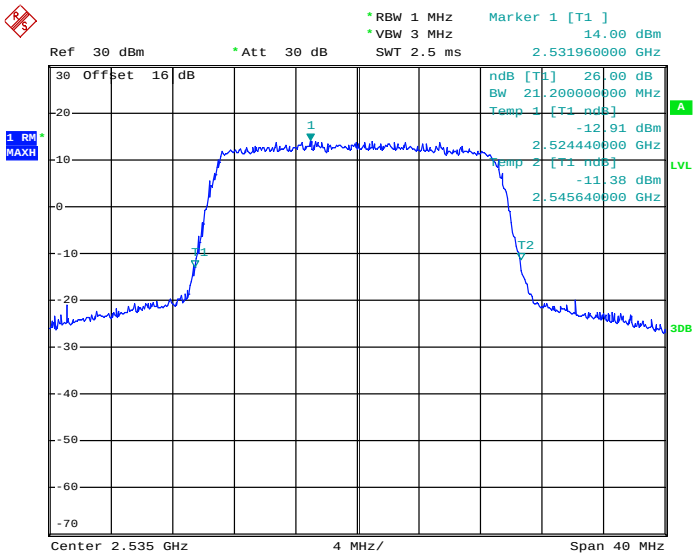

Date: 3.APR.2014 22:06:04

3.5 Conducted Band Edge Measurement

3.5.1 Description of Conducted Band Edge Measurement

27.53 (g) For Band 4

For operations in the 1710 – 1755 MHz band, the FCC limit is 43 + $10\log_{10}$(P[Watts]) dB below the transmitter power P(Watts) in a 1 MHz bandwidth. However, in the 1MHz bands immediately outside and adjacent to the licensee's frequency block, a resolution bandwidth of at least one percent of the emission bandwidth of the fundamental emission of the transmitter may be employed.

27.53(l) (4) For Band 7

The emissions be operated in the 2496-2690 MHz band, the attenuation factor of transmitter Power (P) shall be not less than 43 + 10 log (P) dB at the channel edge and 55 + 10 log (P) dB at 5.5 MHz from the channel edges.

3.5.2 Measuring Instruments

Measuring equipment is listed in the section 4 of this test report.

3.5.3 Test Procedures

1. The EUT was connected to Spectrum Analyzer and Base Station via power divider.
2. The band edges of low and high channels for the highest RF powers were measured. Setting RBW ≥ 1% EBW, and measuring bandwidth = 1MHz.
3. The RF fundamental frequency should be excluded against the limit line in the operating frequency band.

3.5.4 Test Setup

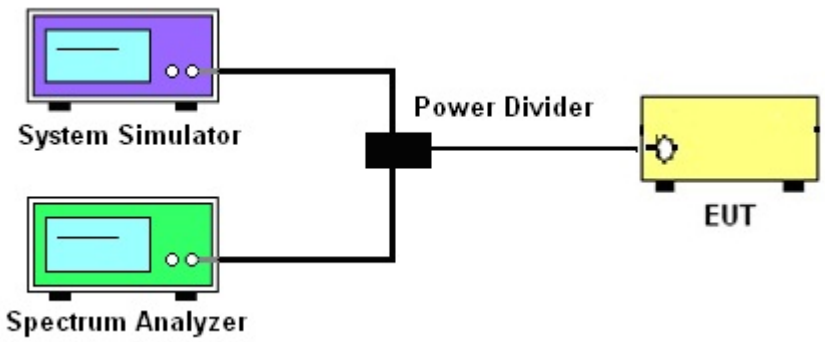

3.5.5 Test Result (Plots) of Conducted Band Edge

Band :	LTE Band 4	Band Width :	1.4MHz / QPSK

Lower Band Edge Plot for QPSK-RB Size 1, RB Offset 0

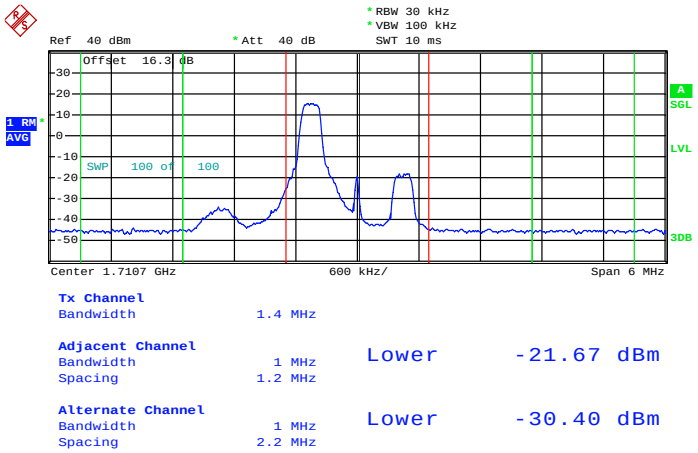

Date: 31.MAR.2014 16:17:06

Lower Band Edge Plot for QPSK-RB Size 6, RB Offset 0

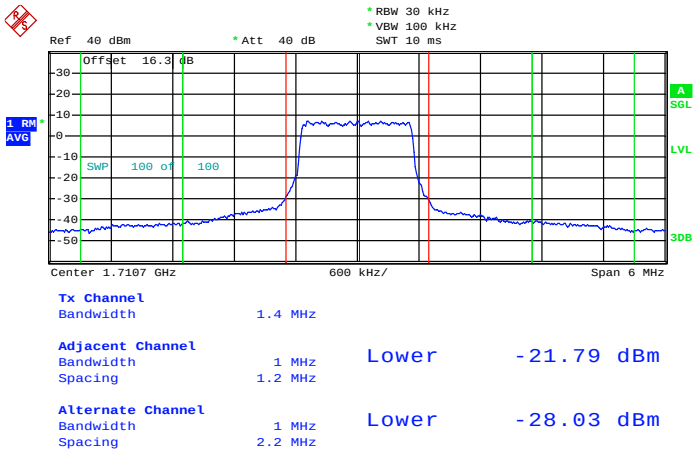

Date: 31.MAR.2014 16:18:44

Higher Band Edge Plot for QPSK-RB Size 1, RB Offset 5

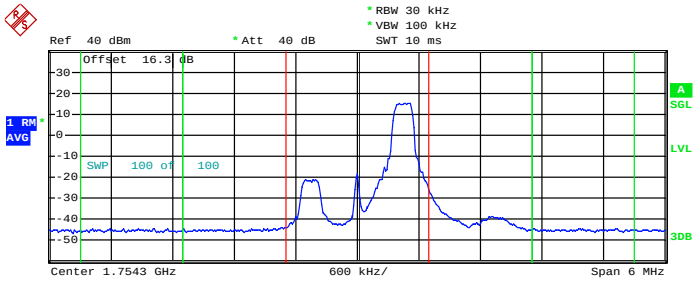

Tx Channel
Bandwidth 1.4 MHz

Adjacent Channel
Bandwidth 1 MHz
Spacing 1.2 MHz Upper -22.42 dBm

Alternate Channel
Bandwidth 1 MHz
Spacing 2.2 MHz Upper -30.26 dBm

Date: 31.MAR.2014 16:23:11

Higher Band Edge Plot for QPSK-RB Size 6, RB Offset 0

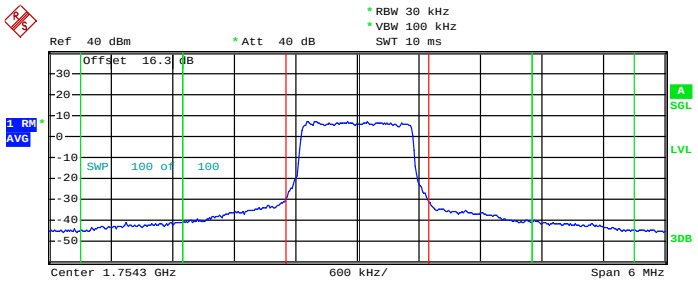

Tx Channel
Bandwidth 1.4 MHz

Adjacent Channel
Bandwidth 1 MHz
Spacing 1.2 MHz Upper -21.79 dBm

Alternate Channel
Bandwidth 1 MHz
Spacing 2.2 MHz Upper -27.36 dBm

Date: 31.MAR.2014 16:22:28

Band :	LTE Band 4	Band Width :	1.4MHz / 16QAM

Lower Band Edge Plot for 16QAM -RB Size 1, RB Offset 0

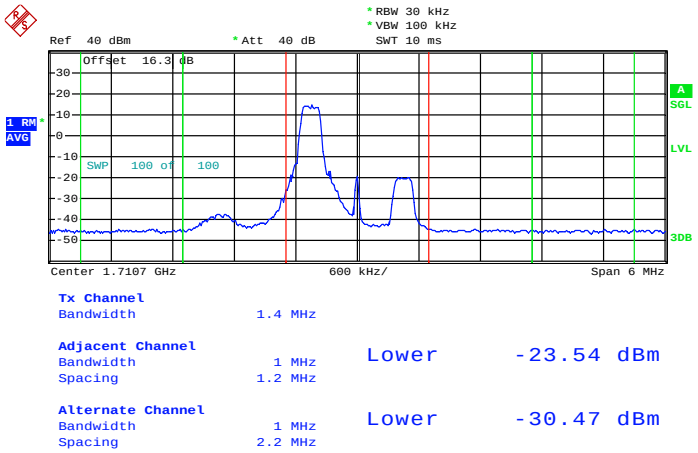

Date: 31.MAR.2014 16:17:19

Lower Band Edge Plot for 16QAM-RB Size 6, RB Offset 0

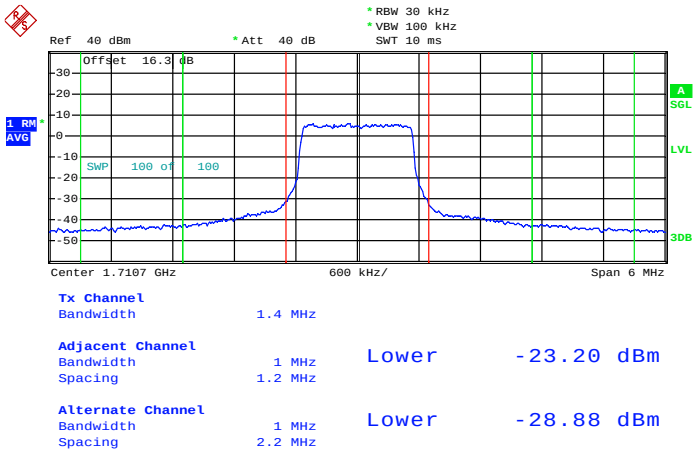

Date: 31.MAR.2014 16:18:33

Higher Band Edge Plot for 16QAM-RB Size 1, RB Offset 5

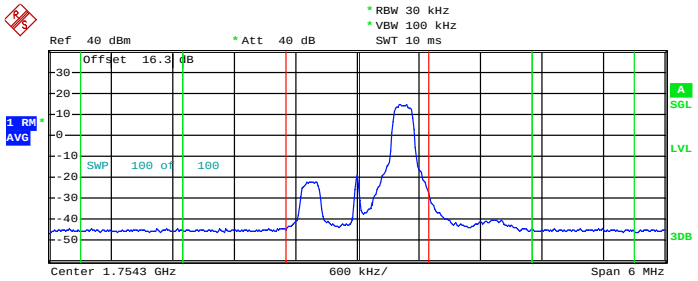

Tx Channel
Bandwidth 1.4 MHz

Adjacent Channel
Bandwidth 1 MHz
Spacing 1.2 MHz Upper -24.47 dBm

Alternate Channel
Bandwidth 1 MHz
Spacing 2.2 MHz Upper -30.33 dBm

Date: 31.MAR.2014 16:23:01

Higher Band Edge Plot for 16QAM-RB Size 6, RB Offset 0

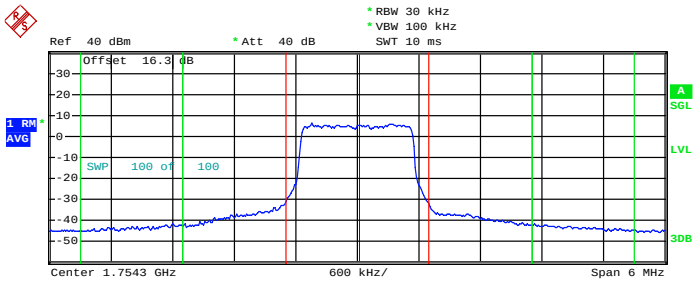

Tx Channel
Bandwidth 1.4 MHz

Adjacent Channel
Bandwidth 1 MHz
Spacing 1.2 MHz Upper -23.39 dBm

Alternate Channel
Bandwidth 1 MHz
Spacing 2.2 MHz Upper -28.55 dBm

Date: 31.MAR.2014 16:22:40

Band :	LTE Band 4	Band Width :	3MHz / QPSK

Lower Band Edge Plot for QPSK-RB Size 1, RB Offset 0

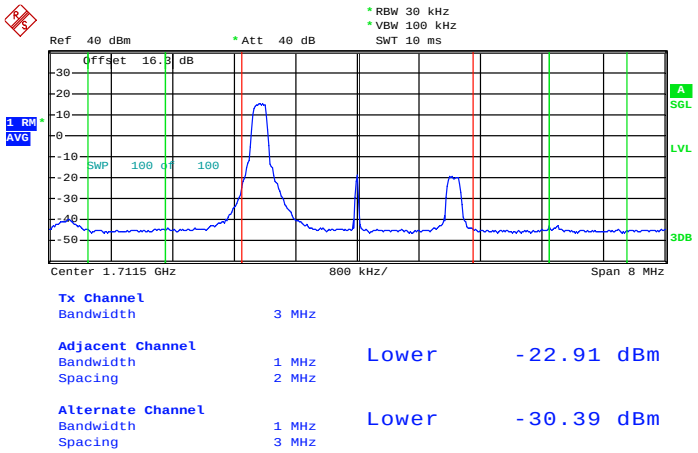

Date: 31.MAR.2014 16:25:31

Lower Band Edge Plot for QPSK-RB Size 15, RB Offset 0

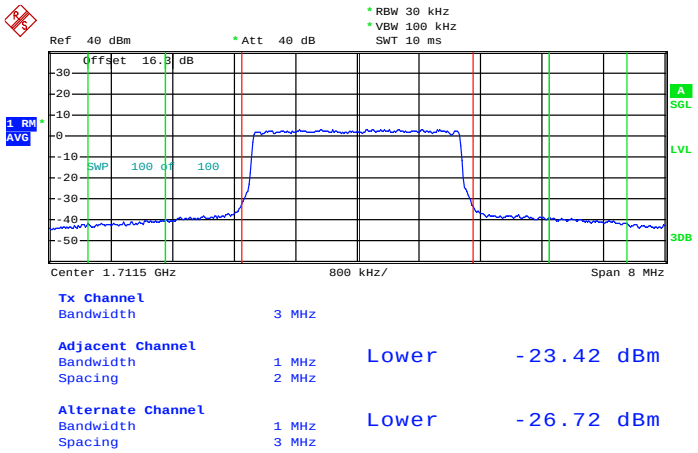

Date: 31.MAR.2014 16:26:12

Higher Band Edge Plot for QPSK-RB Size 1, RB Offset 14

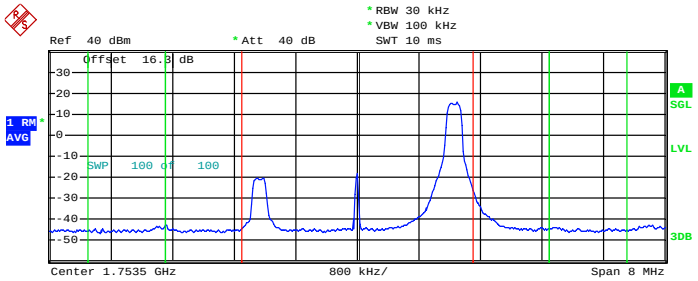

Tx Channel
Bandwidth 3 MHz

Adjacent Channel
Bandwidth 1 MHz
Spacing 2 MHz Upper -22.44 dBm

Alternate Channel
Bandwidth 1 MHz
Spacing 3 MHz Upper -30.17 dBm

Date: 31.MAR.2014 16:27:10

Higher Band Edge Plot for QPSK-RB Size 15, RB Offset 0

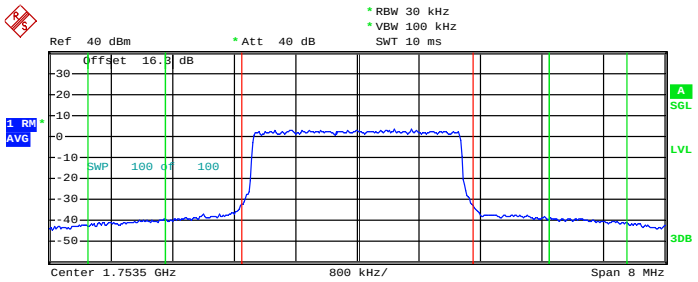

Tx Channel
Bandwidth 3 MHz

Adjacent Channel
Bandwidth 1 MHz
Spacing 2 MHz Upper -22.67 dBm

Alternate Channel
Bandwidth 1 MHz
Spacing 3 MHz Upper -25.10 dBm

Date: 31.MAR.2014 16:27:57

Band :	LTE Band 4	Band Width :	3MHz / 16QAM

Lower Band Edge Plot for 16QAM-RB Size 1, RB Offset 0

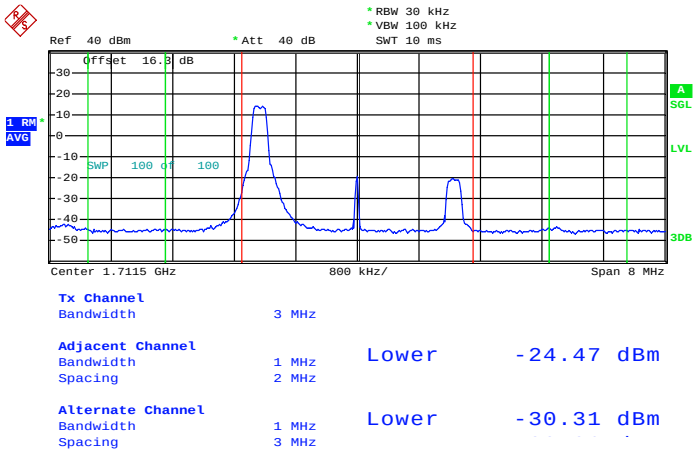

Date: 31.MAR.2014 16:25:42

Lower Band Edge Plot for 16QAM-RB Size 15, RB Offset 0

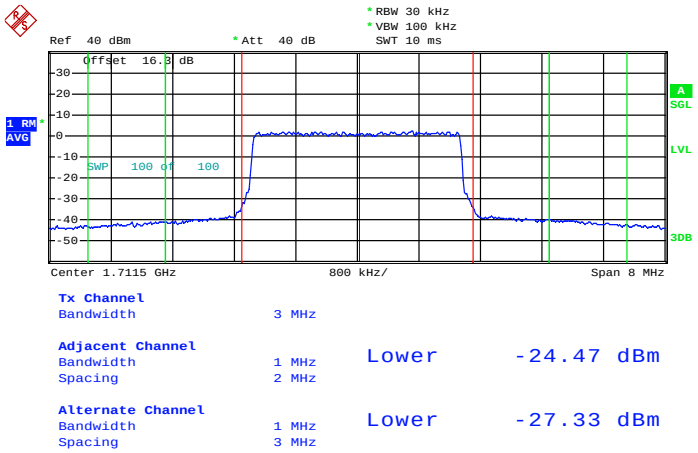

Date: 31.MAR.2014 16:25:59

Higher Band Edge Plot for 16QAM-RB Size 1, RB Offset 14

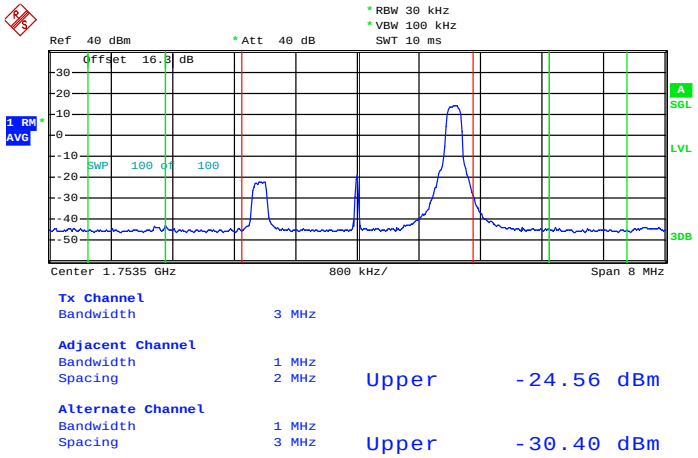

Date: 31.MAR.2014 16:27:22

Higher Band Edge Plot for 16QAM-RB Size 15, RB Offset 0

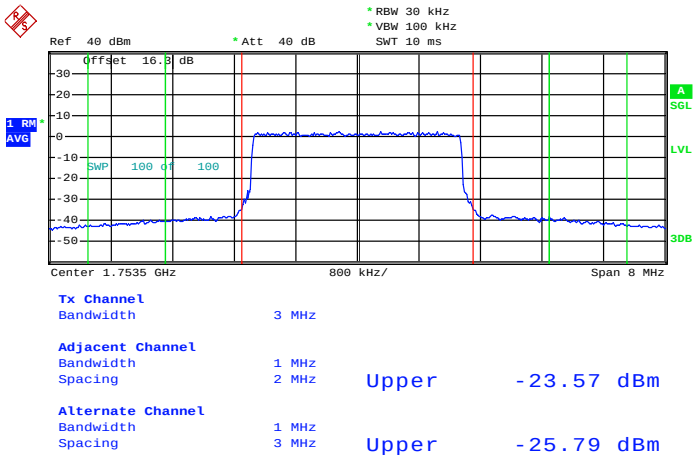

Date: 31.MAR.2014 16:27:42

Band :	LTE Band 4	Band Width :	5MHz / QPSK

Lower Band Edge Plot for QPSK-RB Size 1, RB Offset 0

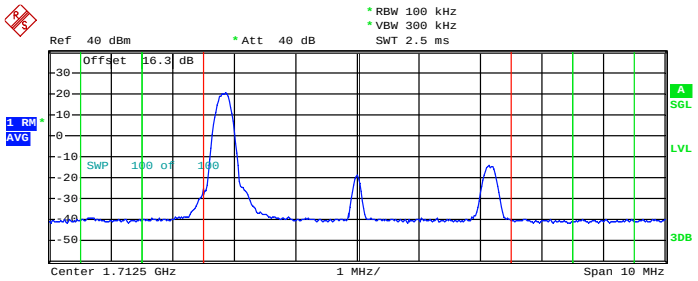

Date: 31.MAR.2014 16:29:11

Lower Band Edge Plot for QPSK-RB Size 25, RB Offset 0

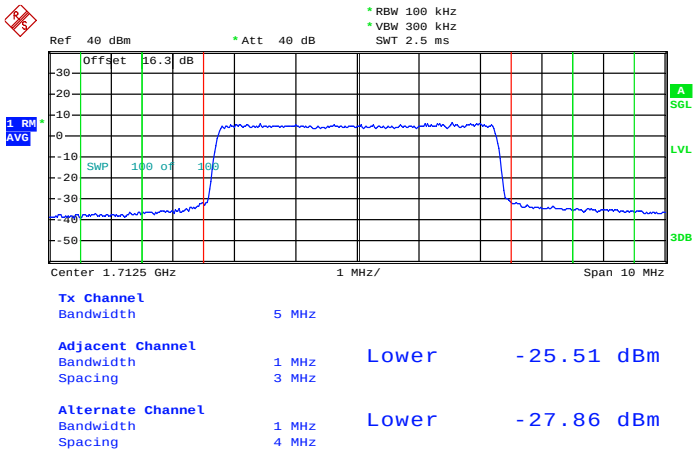

Date: 31.MAR.2014 16:30:18

Higher Band Edge Plot for QPSK-RB Size 1, RB Offset 24

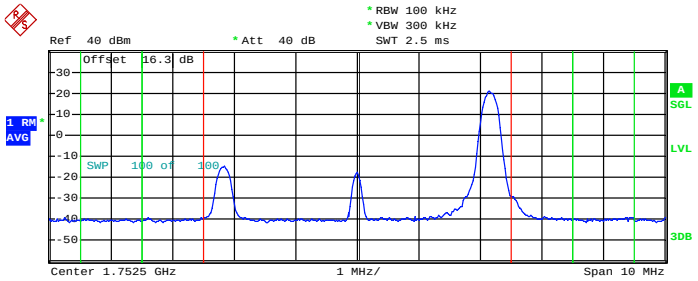

Tx Channel
Bandwidth 5 MHz

Adjacent Channel
Bandwidth 1 MHz
Spacing 3 MHz Upper -26.71 dBm

Alternate Channel
Bandwidth 1 MHz
Spacing 4 MHz Upper -30.35 dBm

Date: 31.MAR.2014 16:31:10

Higher Band Edge Plot for QPSK-RB Size 25, RB Offset 0

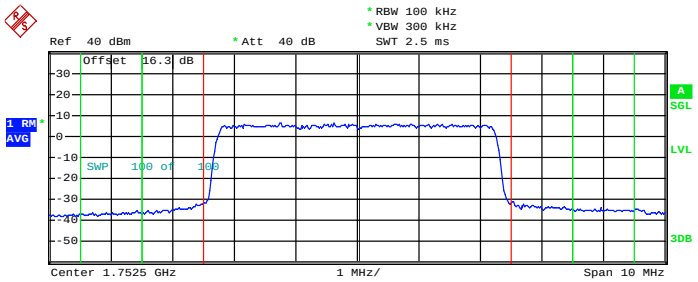

Tx Channel
Bandwidth 5 MHz

Adjacent Channel
Bandwidth 1 MHz
Spacing 3 MHz Upper -23.73 dBm

Alternate Channel
Bandwidth 1 MHz
Spacing 4 MHz Upper -25.37 dBm

Date: 31.MAR.2014 16:31:54

Band :	LTE Band 4	Band Width :	5MHz / 16QAM

Lower Band Edge Plot for 16QAM-RB Size 1, RB Offset 0

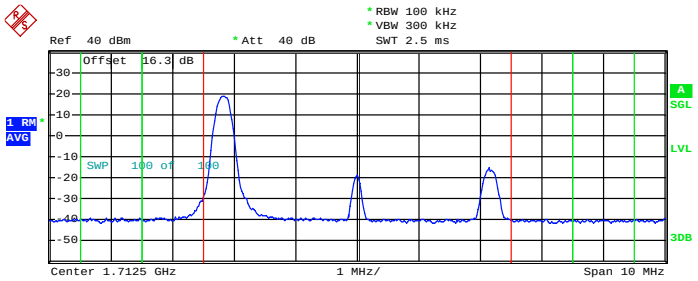

Date: 31.MAR.2014 16:29:47

Lower Band Edge Plot for 16QAM-RB Size 25, RB Offset 0

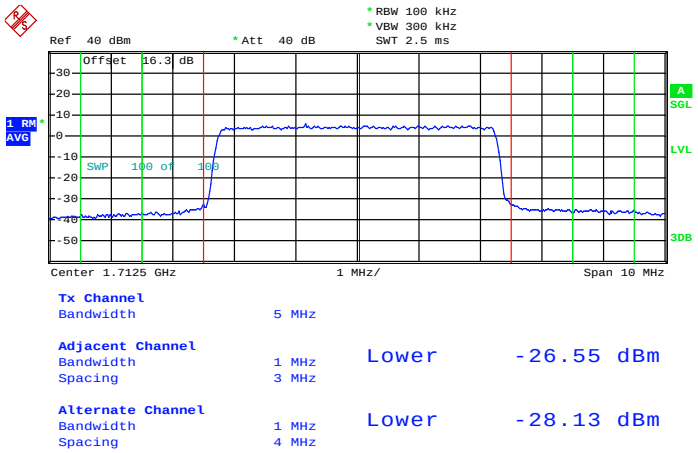

Date: 31.MAR.2014 16:30:08

Higher Band Edge Plot for 16QAM-RB Size 1, RB Offset 24

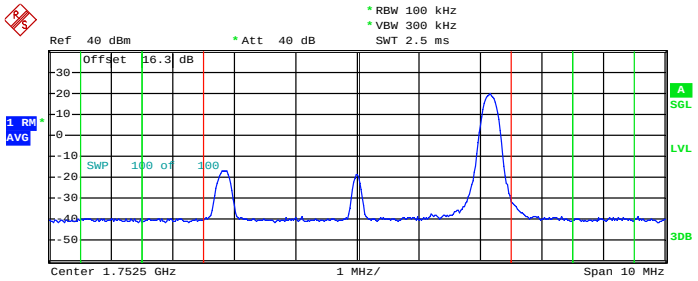

Tx Channel
Bandwidth 5 MHz

Adjacent Channel
Bandwidth 1 MHz
Spacing 3 MHz Upper -28.01 dBm

Alternate Channel
Bandwidth 1 MHz
Spacing 4 MHz Upper -30.41 dBm

Date: 31.MAR.2014 16:31:28

Higher Band Edge Plot for 16QAM-RB Size 25, RB Offset 0

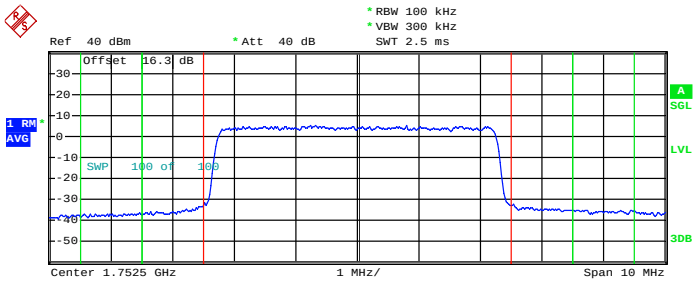

Tx Channel
Bandwidth 5 MHz

Adjacent Channel
Bandwidth 1 MHz
Spacing 3 MHz Upper -24.78 dBm

Alternate Channel
Bandwidth 1 MHz
Spacing 4 MHz Upper -26.00 dBm

Date: 31.MAR.2014 16:31:42

Band :	LTE Band 4	Band Width :	10MHz / QPSK

Lower Band Edge Plot for QPSK-RB Size 1, RB Offset 0

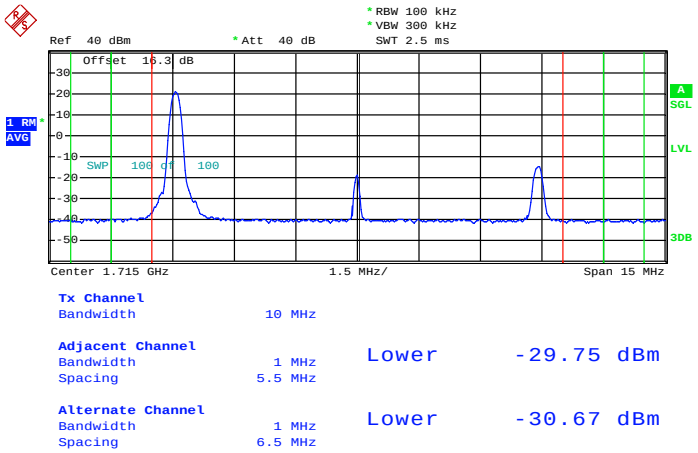

Date: 31.MAR.2014 16:33:55

Lower Band Edge Plot for QPSK-RB Size 50, RB Offset 0

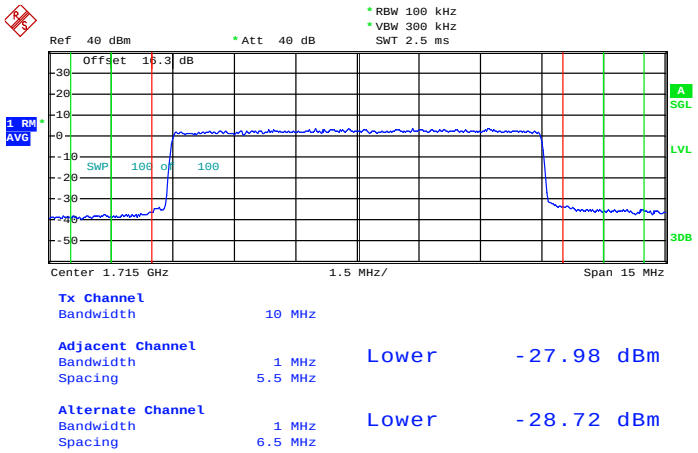

Date: 31.MAR.2014 16:34:55

Higher Band Edge Plot for QPSK-RB Size 1, RB Offset 49

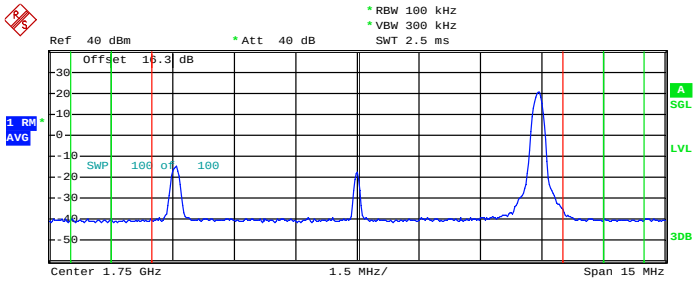

Tx Channel
Bandwidth 10 MHz

Adjacent Channel
Bandwidth 1 MHz
Spacing 5.5 MHz Upper -29.79 dBm

Alternate Channel
Bandwidth 1 MHz
Spacing 6.5 MHz Upper -30.74 dBm

Date: 31.MAR.2014 16:35:56

Higher Band Edge Plot for QPSK-RB Size 50, RB Offset 0

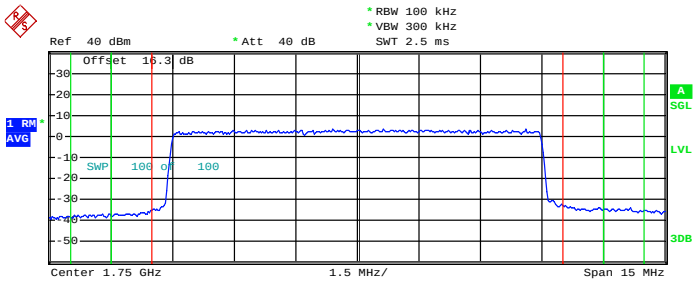

Tx Channel
Bandwidth 10 MHz

Adjacent Channel
Bandwidth 1 MHz
Spacing 5.5 MHz Upper -24.59 dBm

Alternate Channel
Bandwidth 1 MHz
Spacing 6.5 MHz Upper -25.33 dBm

Date: 31.MAR.2014 16:36:39

Band :	LTE Band 4	Band Width :	10MHz / 16QAM

Lower Band Edge Plot for 16QAM-RB Size 1, RB Offset 0

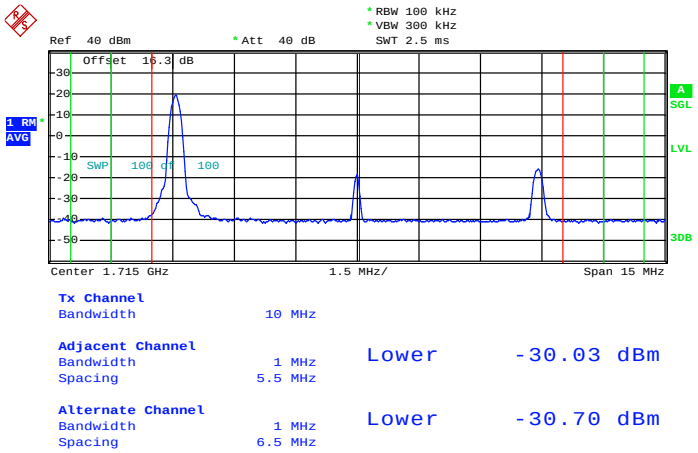

Date: 31.MAR.2014 16:34:06

Lower Band Edge Plot for 16QAM-RB Size 50, RB Offset 0

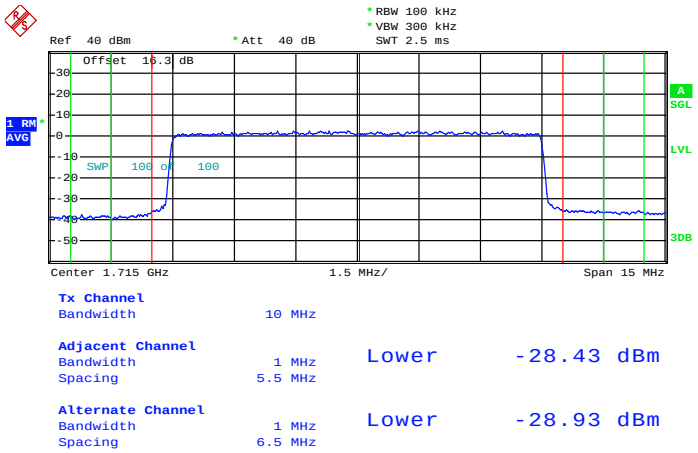

Date: 31.MAR.2014 16:34:25

Higher Band Edge Plot for 16QAM-RB Size 1, RB Offset 49

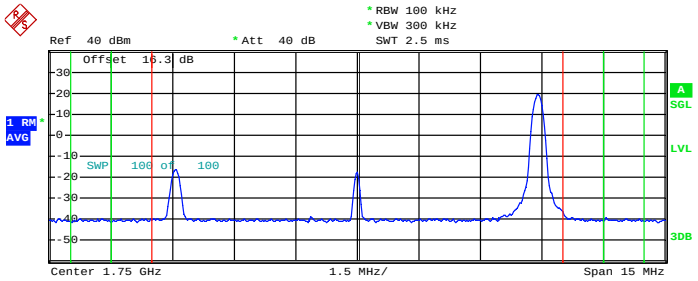

Tx Channel
Bandwidth 10 MHz

Adjacent Channel
Bandwidth 1 MHz
Spacing 5.5 MHz Upper -30.05 dBm

Alternate Channel
Bandwidth 1 MHz
Spacing 6.5 MHz Upper -30.54 dBm

Date: 31.MAR.2014 16:36:09

Higher Band Edge Plot for 16QAM-RB Size 50, RB Offset 0

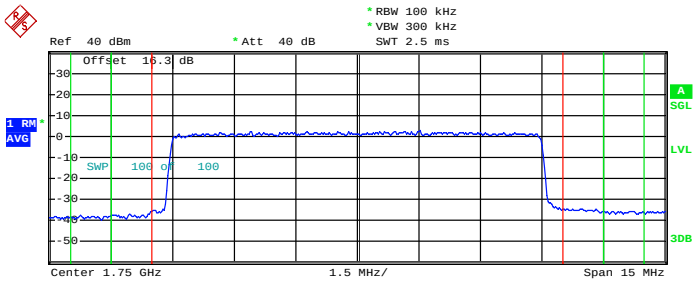

Tx Channel
Bandwidth 10 MHz

Adjacent Channel
Bandwidth 1 MHz
Spacing 5.5 MHz Upper -25.40 dBm

Alternate Channel
Bandwidth 1 MHz
Spacing 6.5 MHz Upper -26.34 dBm

Date: 31.MAR.2014 16:36:27

Band :	LTE Band 4	Band Width :	15MHz / QPSK

Lower Band Edge Plot for QPSK-RB Size 1, RB Offset 0

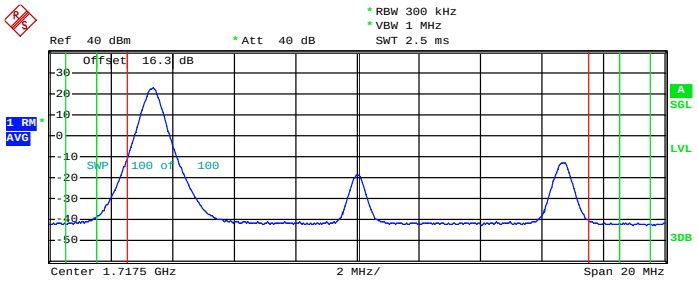

Date: 31.MAR.2014 16:38:18

Lower Band Edge Plot for QPSK-RB Size 75, RB Offset 0

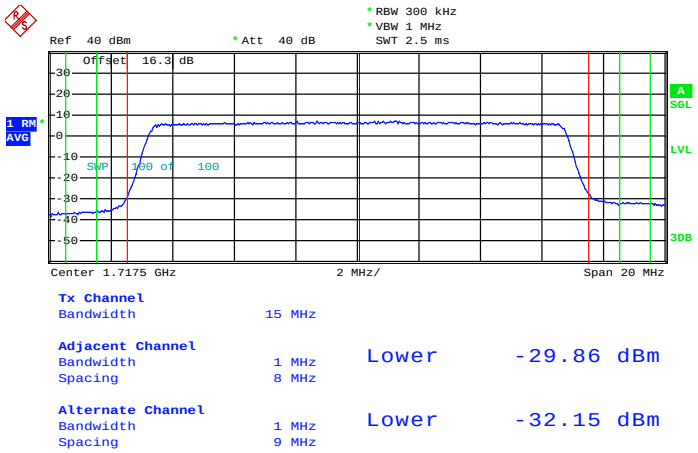

Date: 31.MAR.2014 16:38:56

Higher Band Edge Plot for QPSK-RB Size 1, RB Offset 74

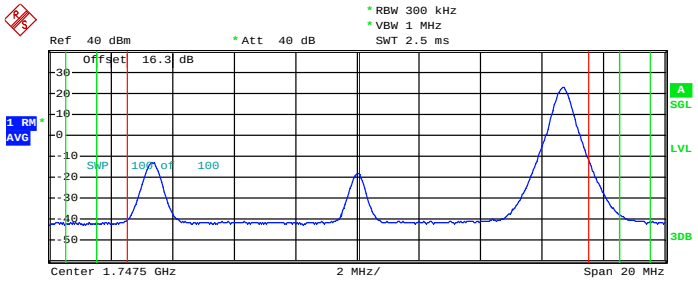

Tx Channel
Bandwidth 15 MHz

Adjacent Channel
Bandwidth 1 MHz
Spacing 8 MHz Upper -15.67 dBm

Alternate Channel
Bandwidth 1 MHz
Spacing 9 MHz Upper -35.78 dBm

Date: 31.MAR.2014 16:41:14

Higher Band Edge Plot for QPSK-RB Size 75, RB Offset 0

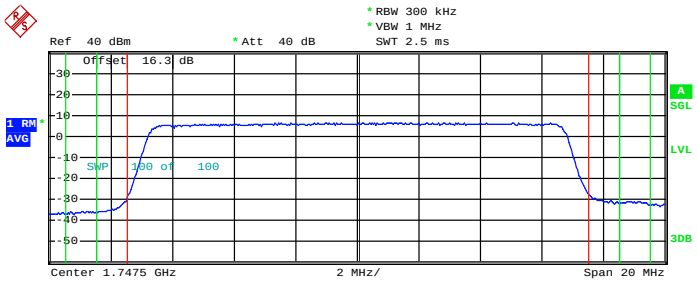

Tx Channel
Bandwidth 15 MHz

Adjacent Channel
Bandwidth 1 MHz
Spacing 8 MHz Upper -25.84 dBm

Alternate Channel
Bandwidth 1 MHz
Spacing 9 MHz Upper -26.97 dBm

Date: 31.MAR.2014 16:42:04

Band :	LTE Band 4	Band Width :	15MHz / 16QAM

Lower Band Edge Plot for 16QAM-RB Size 1, RB Offset 0

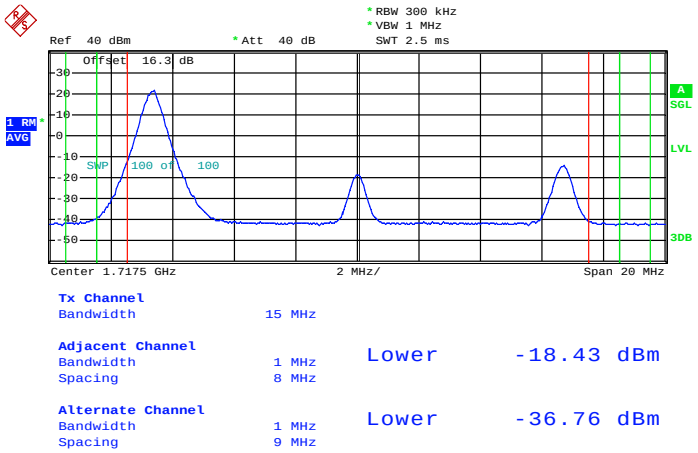

Date: 31.MAR.2014 16:38:31

Lower Band Edge Plot for 16QAM-RB Size 75, RB Offset 0

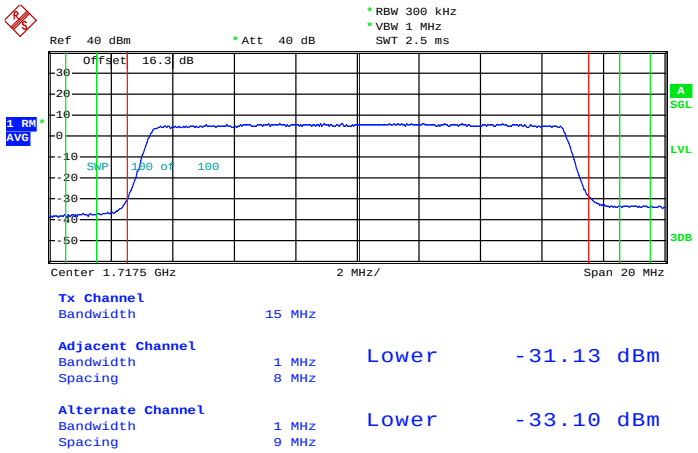

Date: 31.MAR.2014 16:38:45

Higher Band Edge Plot for 16QAM-RB Size 1, RB Offset 74

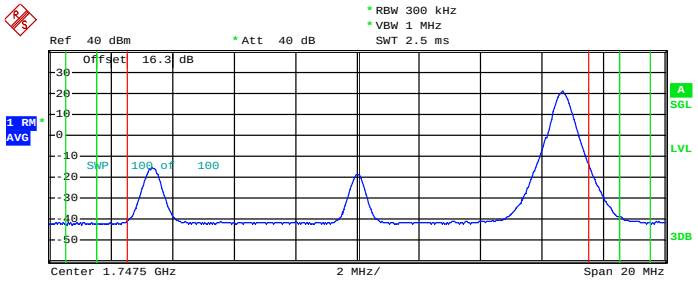

Tx Channel
Bandwidth 15 MHz

Adjacent Channel
Bandwidth 1 MHz
Spacing 8 MHz Upper -17.68 dBm

Alternate Channel
Bandwidth 1 MHz
Spacing 9 MHz Upper -36.26 dBm

Date: 31.MAR.2014 16:41:38

Higher Band Edge Plot for 16QAM-RB Size 75, RB Offset 0

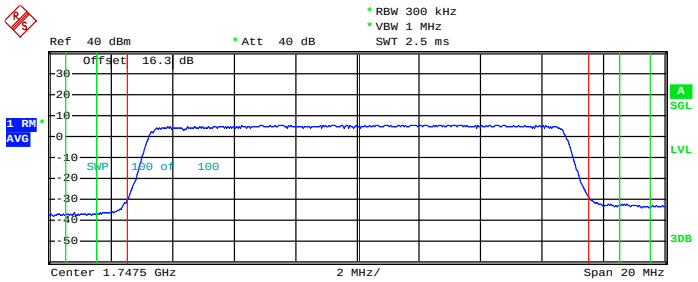

Tx Channel
Bandwidth 15 MHz

Adjacent Channel
Bandwidth 1 MHz
Spacing 8 MHz Upper -27.36 dBm

Alternate Channel
Bandwidth 1 MHz
Spacing 9 MHz Upper -28.46 dBm

Date: 31.MAR.2014 16:41:51

Band :	LTE Band 4	Band Width :	20MHz / QPSK

Lower Band Edge Plot for QPSK-RB Size 1, RB Offset 0

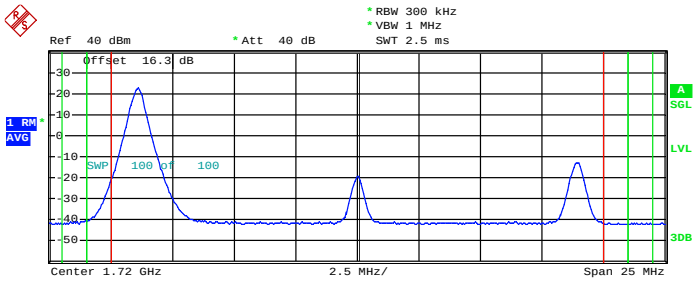

Tx Channel
Bandwidth 20 MHz

Adjacent Channel
Bandwidth 1 MHz
Spacing 10.5 MHz

Lower -25.46 dBm

Alternate Channel
Bandwidth 1 MHz
Spacing 11.5 MHz

Lower -36.99 dBm

Date: 31.MAR.2014 16:43:45

Lower Band Edge Plot for QPSK-RB Size 100, RB Offset 0

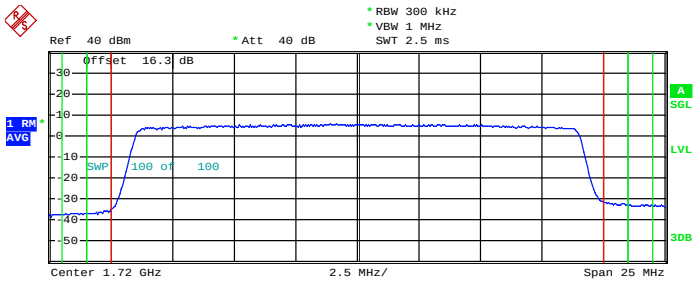

Tx Channel
Bandwidth 20 MHz

Adjacent Channel
Bandwidth 1 MHz
Spacing 10.5 MHz

Lower -31.97 dBm

Alternate Channel
Bandwidth 1 MHz
Spacing 11.5 MHz

Lower -32.61 dBm

Date: 31.MAR.2014 16:44:28

Higher Band Edge Plot for QPSK-RB Size 1, RB Offset 99

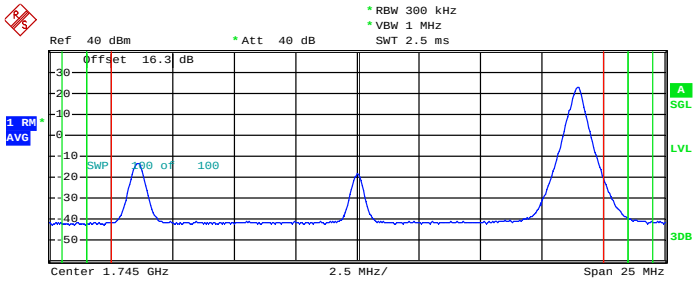

Tx Channel
Bandwidth 20 MHz

Adjacent Channel
Bandwidth 1 MHz
Spacing 10.5 MHz Upper -23.87 dBm

Alternate Channel
Bandwidth 1 MHz
Spacing 11.5 MHz Upper -36.44 dBm

Date: 31.MAR.2014 16:45:09

Higher Band Edge Plot for QPSK-RB Size 100, RB Offset 0

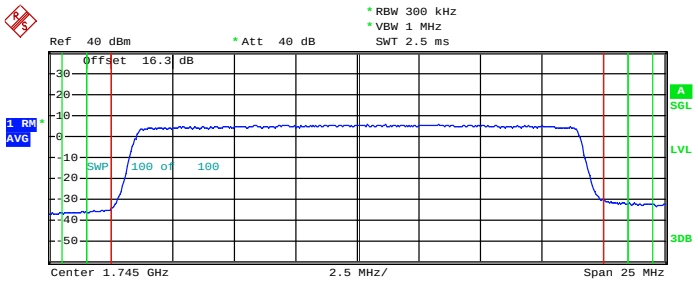

Tx Channel
Bandwidth 20 MHz

Adjacent Channel
Bandwidth 1 MHz
Spacing 10.5 MHz Upper -27.05 dBm

Alternate Channel
Bandwidth 1 MHz
Spacing 11.5 MHz Upper -27.77 dBm

Date: 31.MAR.2014 16:45:48

Band :	LTE Band 4	Band Width :	20MHz / 16QAM

Lower Band Edge Plot for 16QAM-RB Size 1, RB Offset 0

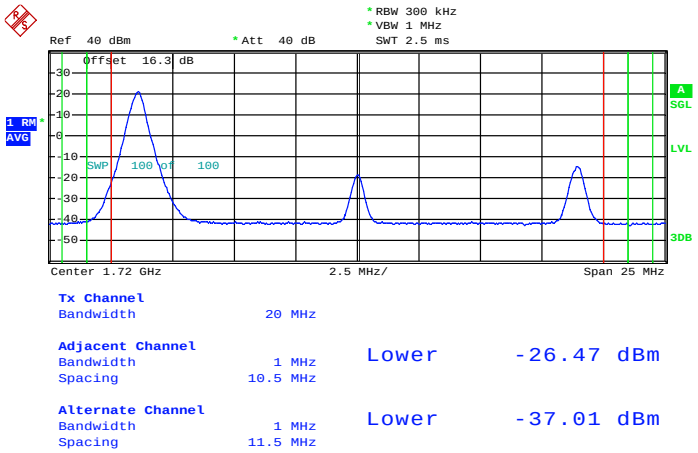

Date: 31.MAR.2014 16:43:56

Lower Band Edge Plot for 16QAM-RB Size 100, RB Offset 0

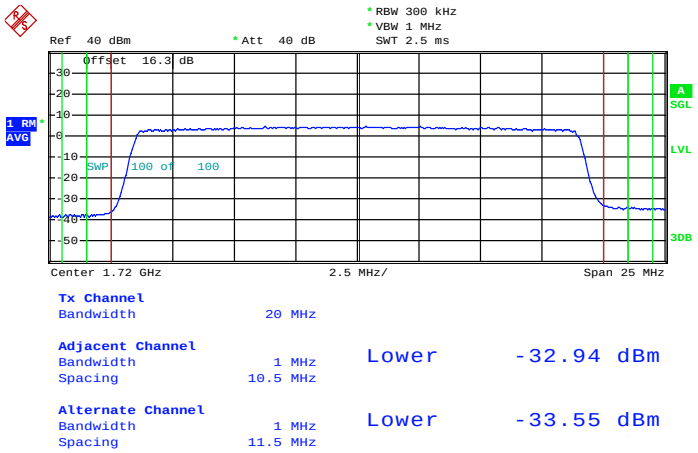

Date: 31.MAR.2014 16:44:16

Higher Band Edge Plot for 16QAM-RB Size 1, RB Offset 99

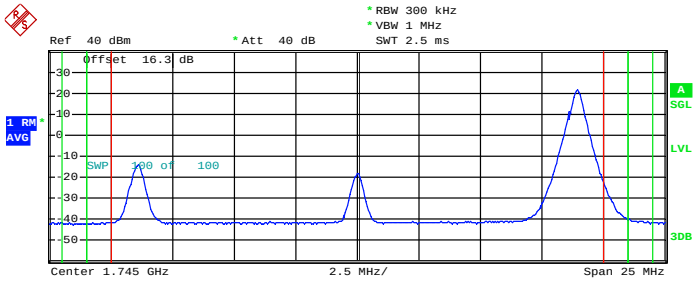

Tx Channel
Bandwidth 20 MHz

Adjacent Channel
Bandwidth 1 MHz
Spacing 10.5 MHz Upper -25.59 dBm

Alternate Channel
Bandwidth 1 MHz
Spacing 11.5 MHz Upper -36.69 dBm

Date: 31.MAR.2014 16:45:19

Higher Band Edge Plot for 16QAM-RB Size 100, RB Offset 0

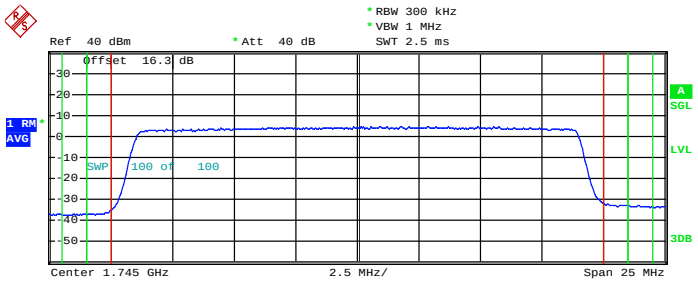

Tx Channel
Bandwidth 20 MHz

Adjacent Channel
Bandwidth 1 MHz
Spacing 10.5 MHz Upper -28.29 dBm

Alternate Channel
Bandwidth 1 MHz
Spacing 11.5 MHz Upper -28.82 dBm

Date: 31.MAR.2014 16:45:33

Band :	LTE Band 7	Band Width :	5MHz / QPSK

Lower Band Edge Plot for QPSK-RB Size 1, RB Offset 0

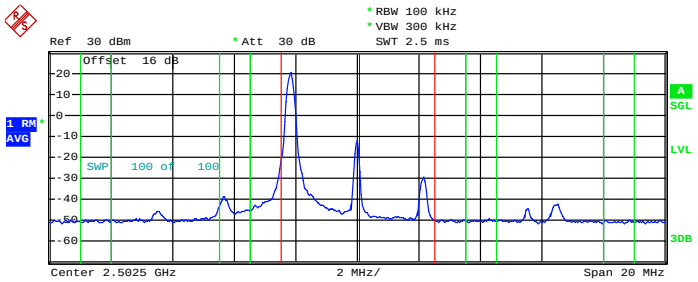

Tx Channel
Bandwidth 5 MHz

Adjacent Channel
Bandwidth 1 MHz
Spacing 3 MHz
Lower -25.95 dBm

Alternate Channel
Bandwidth 1 MHz
Spacing 4 MHz
Lower -33.40 dBm

2nd Alternate Channel
Bandwidth 1 MHz
Spacing 8.5 MHz
Lower -40.69 dBm

Date: 3.APR.2014 22:49:33

Lower Band Edge Plot for QPSK-RB Size 25, RB Offset 0

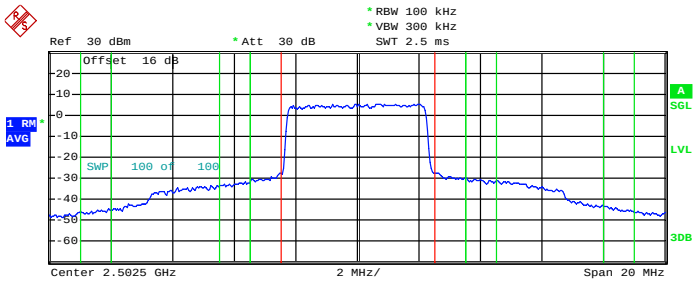

Tx Channel
Bandwidth 5 MHz

Adjacent Channel
Bandwidth 1 MHz
Spacing 3 MHz
Lower -20.53 dBm

Alternate Channel
Bandwidth 1 MHz
Spacing 4 MHz
Lower -23.21 dBm

2nd Alternate Channel
Bandwidth 1 MHz
Spacing 8.5 MHz
Lower -36.22 dBm

Date: 3.APR.2014 22:49:19

Higher Band Edge Plot for QPSK-RB Size 1, RB Offset 24

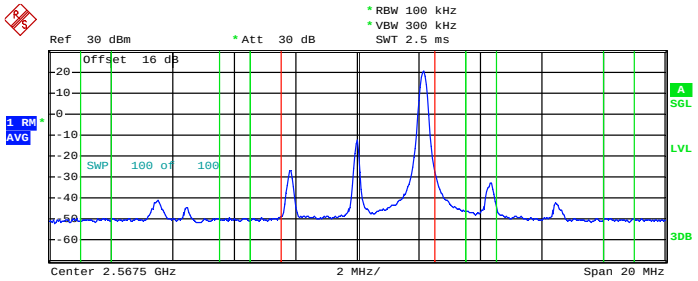

Tx Channel
Bandwidth 5 MHz

Adjacent Channel
Bandwidth 1 MHz
Spacing 3 MHz Upper -25.70 dBm

Alternate Channel
Bandwidth 1 MHz
Spacing 4 MHz Upper -29.40 dBm

2nd Alternate Channel
Bandwidth 1 MHz
Spacing 8.5 MHz Upper -40.61 dBm

Date: 3.APR.2014 22:51:10

Higher Band Edge Plot for QPSK-RB Size 25, RB Offset 0

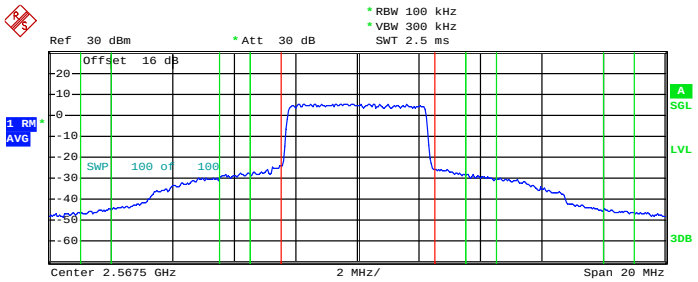

Tx Channel
Bandwidth 5 MHz

Adjacent Channel
Bandwidth 1 MHz
Spacing 3 MHz Upper -17.22 dBm

Alternate Channel
Bandwidth 1 MHz
Spacing 4 MHz Upper -19.57 dBm

2nd Alternate Channel
Bandwidth 1 MHz
Spacing 8.5 MHz Upper -36.14 dBm

Date: 3.APR.2014 22:51:26

Band :	LTE Band 7	Band Width :	5MHz / 16QAM

Lower Band Edge Plot for 16QAM-RB Size 1, RB Offset 0

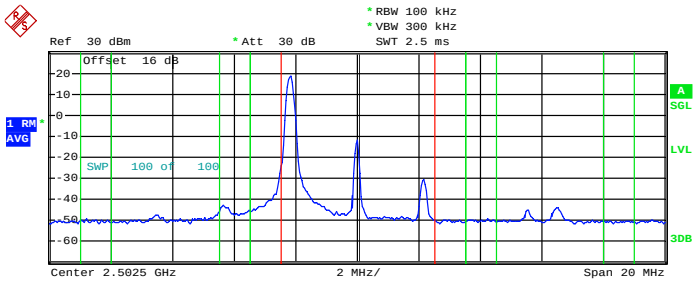

Tx Channel
Bandwidth 5 MHz

Adjacent Channel
Bandwidth 1 MHz
Spacing 3 MHz
Lower -27.95 dBm

Alternate Channel
Bandwidth 1 MHz
Spacing 4 MHz
Lower -35.71 dBm

2nd Alternate Channel
Bandwidth 1 MHz
Spacing 8.5 MHz
Lower -40.56 dBm

Date: 3.APR.2014 22:49:46

Lower Band Edge Plot for 16QAM-RB Size 25, RB Offset 0

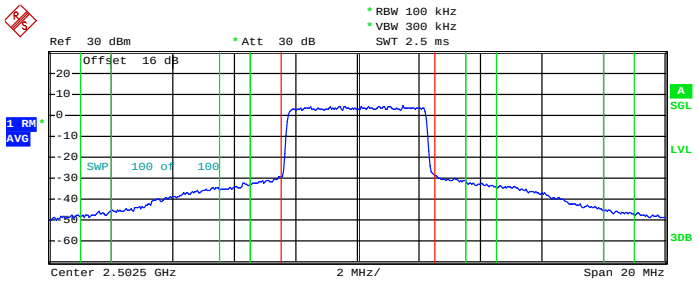

Tx Channel
Bandwidth 5 MHz

Adjacent Channel
Bandwidth 1 MHz
Spacing 3 MHz
Lower -21.69 dBm

Alternate Channel
Bandwidth 1 MHz
Spacing 4 MHz
Lower -24.45 dBm

2nd Alternate Channel
Bandwidth 1 MHz
Spacing 8.5 MHz
Lower -37.48 dBm

Date: 3.APR.2014 22:49:05

Higher Band Edge Plot for 16QAM-RB Size 1, RB Offset 24

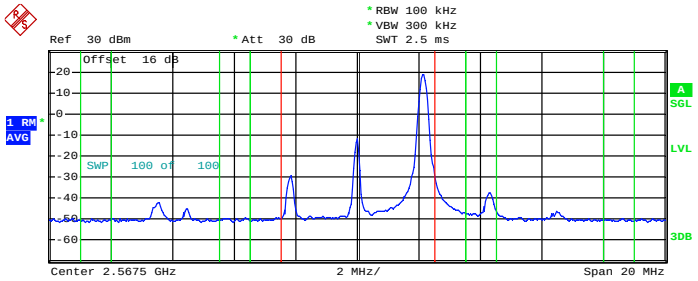

Tx Channel
Bandwidth 5 MHz

Adjacent Channel
Bandwidth 1 MHz
Spacing 3 MHz Upper -27.26 dBm

Alternate Channel
Bandwidth 1 MHz
Spacing 4 MHz Upper -33.02 dBm

2nd Alternate Channel
Bandwidth 1 MHz
Spacing 8.5 MHz Upper -40.79 dBm

Date: 3.APR.2014 22:50:58

Higher Band Edge Plot for 16QAM-RB Size 25, RB Offset 0

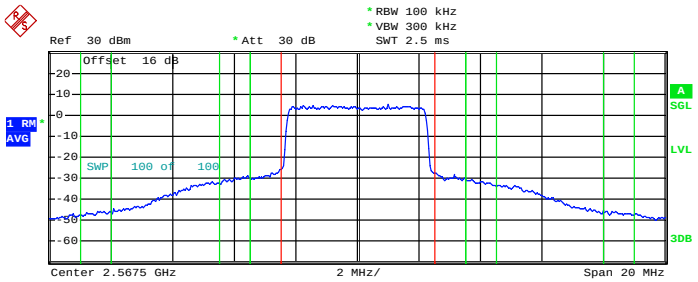

Tx Channel
Bandwidth 5 MHz

Adjacent Channel
Bandwidth 1 MHz
Spacing 3 MHz Upper -19.71 dBm

Alternate Channel
Bandwidth 1 MHz
Spacing 4 MHz Upper -22.18 dBm

2nd Alternate Channel
Bandwidth 1 MHz
Spacing 8.5 MHz Upper -36.90 dBm

Date: 3.APR.2014 22:51:40

Band :	LTE Band 7	Band Width :	10MHz / QPSK

Lower Band Edge Plot for QPSK-RB Size 1, RB Offset 0

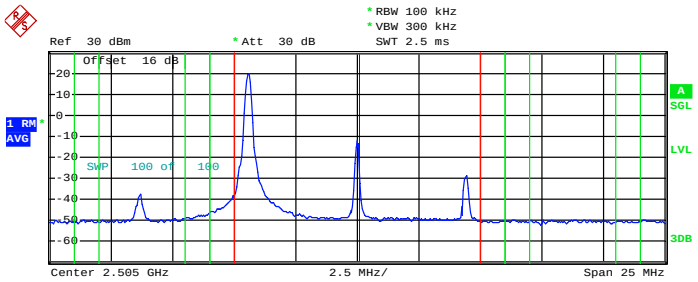

Tx Channel
Bandwidth 10 MHz

Adjacent Channel
Bandwidth 1 MHz
Spacing 5.5 MHz
Lower -32.88 dBm

Alternate Channel
Bandwidth 1 MHz
Spacing 6.5 MHz
Lower -38.43 dBm

2nd Alternate Channel
Bandwidth 1 MHz
Spacing 11 MHz
Lower -40.78 dBm

Date: 3.APR.2014 22:56:44

Lower Band Edge Plot for QPSK-RB Size 50, RB Offset 0

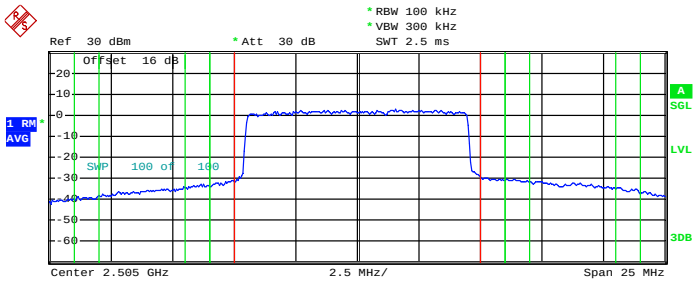

Tx Channel
Bandwidth 10 MHz

Adjacent Channel
Bandwidth 1 MHz
Spacing 5.5 MHz
Lower -22.69 dBm

Alternate Channel
Bandwidth 1 MHz
Spacing 6.5 MHz
Lower -24.11 dBm

2nd Alternate Channel
Bandwidth 1 MHz
Spacing 11 MHz
Lower -29.77 dBm

Date: 3.APR.2014 22:56:59

Higher Band Edge Plot for QPSK-RB Size 1, RB Offset 49

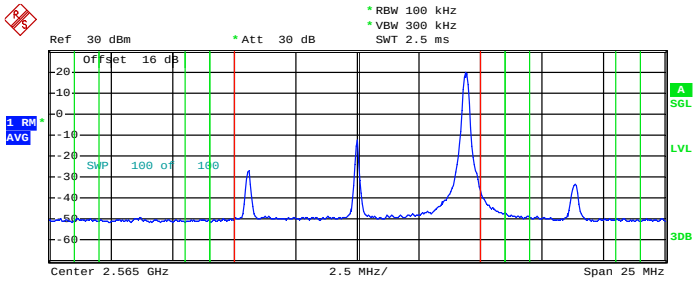

Tx Channel
Bandwidth 10 MHz

Adjacent Channel
Bandwidth 1 MHz
Spacing 5.5 MHz Upper -33.01 dBm

Alternate Channel
Bandwidth 1 MHz
Spacing 6.5 MHz Upper -38.93 dBm

2nd Alternate Channel
Bandwidth 1 MHz
Spacing 11 MHz Upper -40.78 dBm

Date: 3.APR.2014 22:55:18

Higher Band Edge Plot for QPSK-RB Size 50, RB Offset 0

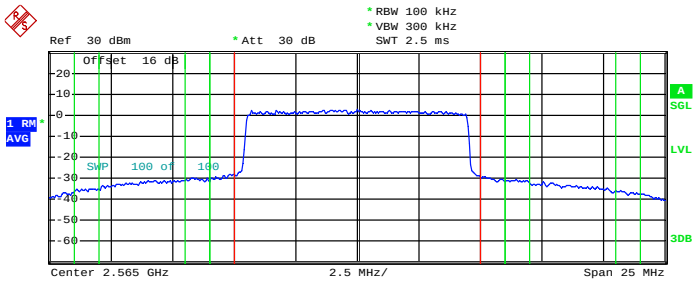

Tx Channel
Bandwidth 10 MHz

Adjacent Channel
Bandwidth 1 MHz
Spacing 5.5 MHz Upper -20.59 dBm

Alternate Channel
Bandwidth 1 MHz
Spacing 6.5 MHz Upper -21.55 dBm

2nd Alternate Channel
Bandwidth 1 MHz
Spacing 11 MHz Upper -27.12 dBm

Date: 3.APR.2014 22:54:58

Band :	LTE Band 7	Band Width :	10MHz / 16QAM

Lower Band Edge Plot for 16QAM-RB Size 1, RB Offset 0

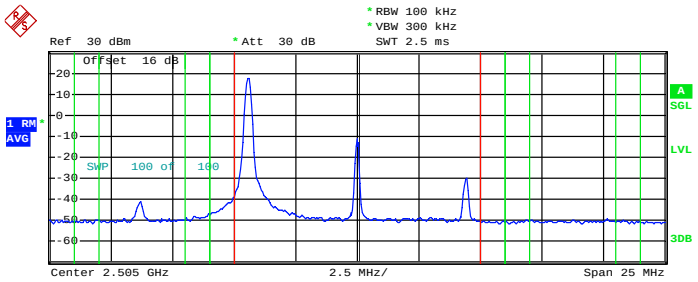

Tx Channel
Bandwidth 10 MHz

Adjacent Channel
Bandwidth 1 MHz
Spacing 5.5 MHz
Lower -33.68 dBm

Alternate Channel
Bandwidth 1 MHz
Spacing 6.5 MHz
Lower -38.94 dBm

2nd Alternate Channel
Bandwidth 1 MHz
Spacing 11 MHz
Lower -40.76 dBm

Date: 3.APR.2014 22:56:31

Lower Band Edge Plot for 16QAM-RB Size 50, RB Offset 0

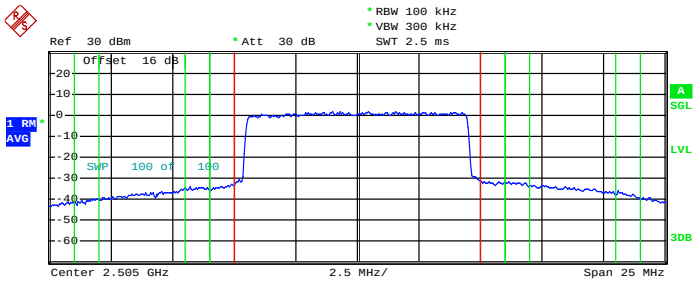

Tx Channel
Bandwidth 10 MHz

Adjacent Channel
Bandwidth 1 MHz
Spacing 5.5 MHz
Lower -24.55 dBm

Alternate Channel
Bandwidth 1 MHz
Spacing 6.5 MHz
Lower -25.20 dBm

2nd Alternate Channel
Bandwidth 1 MHz
Spacing 11 MHz
Lower -31.20 dBm

Date: 3.APR.2014 22:57:13

Higher Band Edge Plot for 16QAM-RB Size 1, RB Offset 49

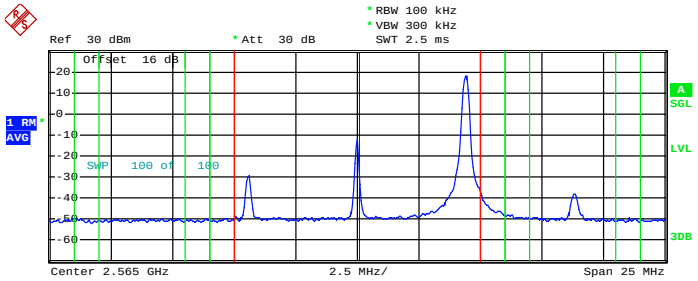

Tx Channel
Bandwidth 10 MHz

Adjacent Channel
Bandwidth 1 MHz
Spacing 5.5 MHz Upper -33.68 dBm

Alternate Channel
Bandwidth 1 MHz
Spacing 6.5 MHz Upper -39.26 dBm

2nd Alternate Channel
Bandwidth 1 MHz
Spacing 11 MHz Upper -40.69 dBm

Date: 3.APR.2014 22:55:31

Higher Band Edge Plot for 16QAM-RB Size 50, RB Offset 0

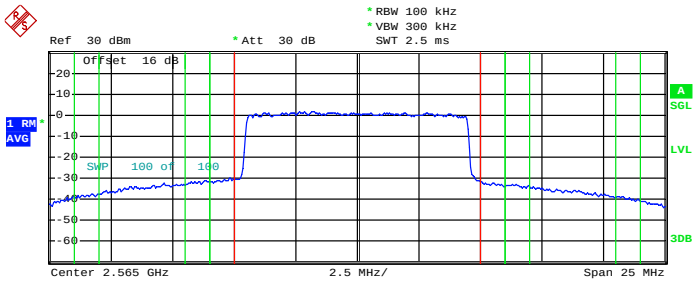

Tx Channel
Bandwidth 10 MHz

Adjacent Channel
Bandwidth 1 MHz
Spacing 5.5 MHz Upper -23.07 dBm

Alternate Channel
Bandwidth 1 MHz
Spacing 6.5 MHz Upper -23.87 dBm

2nd Alternate Channel
Bandwidth 1 MHz
Spacing 11 MHz Upper -29.91 dBm

Date: 3.APR.2014 22:54:39

Band :	LTE Band 7	Band Width :	15MHz / QPSK

Lower Band Edge Plot for QPSK-RB Size 1, RB Offset 0

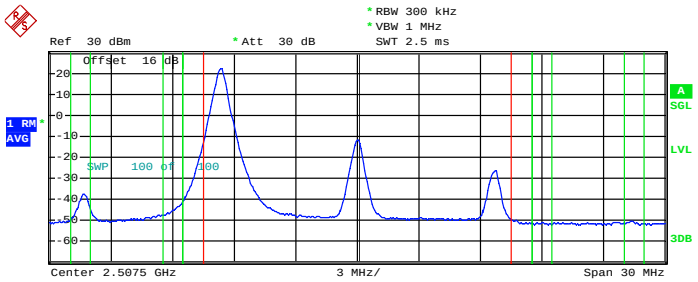

Tx Channel
Bandwidth 15 MHz

Adjacent Channel
Bandwidth 1 MHz
Spacing 8 MHz
Lower -17.85 dBm

Alternate Channel
Bandwidth 1 MHz
Spacing 9 MHz
Lower -40.13 dBm

2nd Alternate Channel
Bandwidth 1 MHz
Spacing 13.5 MHz
Lower -36.39 dBm

Date: 3.APR.2014 23:00:23

Lower Band Edge Plot for QPSK-RB Size 75, RB Offset 0

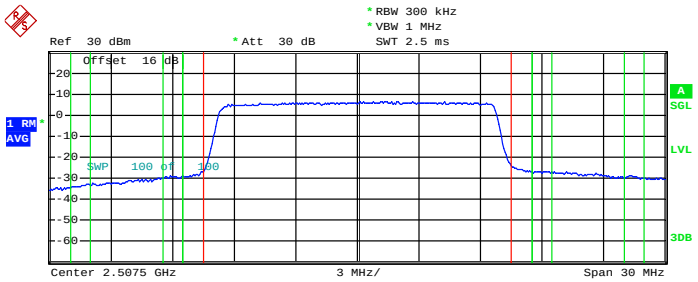

Tx Channel
Bandwidth 15 MHz

Adjacent Channel
Bandwidth 1 MHz
Spacing 8 MHz
Lower -24.07 dBm

Alternate Channel
Bandwidth 1 MHz
Spacing 9 MHz
Lower -25.02 dBm

2nd Alternate Channel
Bandwidth 1 MHz
Spacing 13.5 MHz
Lower -29.17 dBm

Date: 3.APR.2014 23:00:06

Higher Band Edge Plot for QPSK-RB Size 1, RB Offset 74

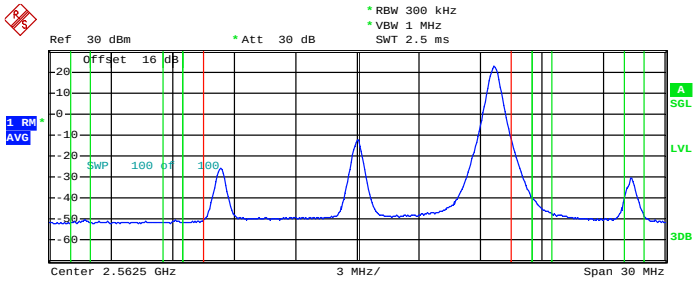

Tx Channel
Bandwidth 15 MHz

Adjacent Channel
Bandwidth 1 MHz
Spacing 8 MHz Upper -15.56 dBm

Alternate Channel
Bandwidth 1 MHz
Spacing 9 MHz Upper -39.27 dBm

2nd Alternate Channel
Bandwidth 1 MHz
Spacing 13.5 MHz Upper -30.60 dBm

Date: 3.APR.2014 23:02:16

Higher Band Edge Plot for QPSK-RB Size 75, RB Offset 0

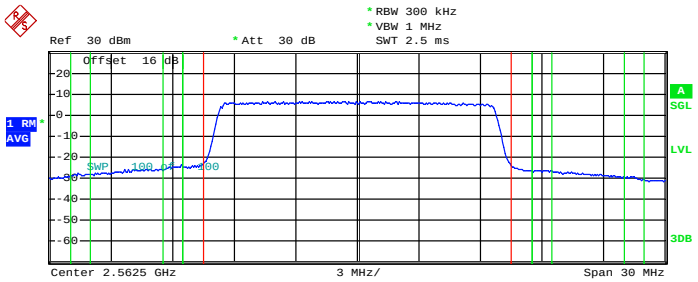

Tx Channel
Bandwidth 15 MHz

Adjacent Channel
Bandwidth 1 MHz
Spacing 8 MHz Upper -21.28 dBm

Alternate Channel
Bandwidth 1 MHz
Spacing 9 MHz Upper -21.88 dBm

2nd Alternate Channel
Bandwidth 1 MHz
Spacing 13.5 MHz Upper -25.40 dBm

Date: 3.APR.2014 23:02:34

Band :	LTE Band 7	Band Width :	15MHz / 16QAM

Lower Band Edge Plot for 16QAM-RB Size 1, RB Offset 0

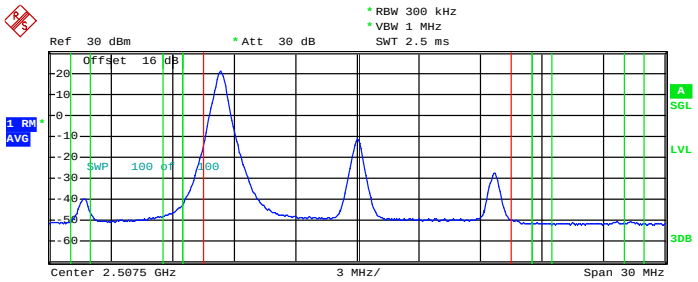

Tx Channel
Bandwidth 15 MHz

Adjacent Channel
Bandwidth 1 MHz
Spacing 8 MHz
Lower -19.47 dBm

Alternate Channel
Bandwidth 1 MHz
Spacing 9 MHz
Lower -41.18 dBm

2nd Alternate Channel
Bandwidth 1 MHz
Spacing 13.5 MHz
Lower -38.59 dBm

Date: 3.APR.2014 23:00:43

Lower Band Edge Plot for 16QAM-RB Size 75, RB Offset 0

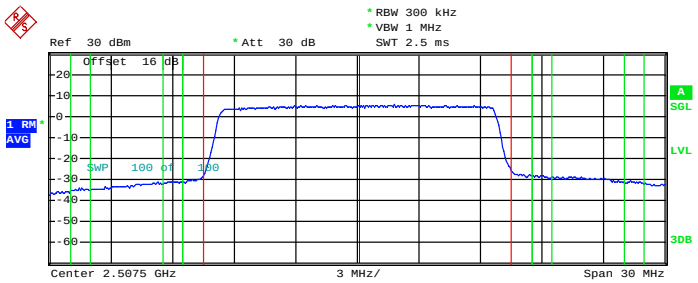

Tx Channel
Bandwidth 15 MHz

Adjacent Channel
Bandwidth 1 MHz
Spacing 8 MHz
Lower -25.64 dBm

Alternate Channel
Bandwidth 1 MHz
Spacing 9 MHz
Lower -26.84 dBm

2nd Alternate Channel
Bandwidth 1 MHz
Spacing 13.5 MHz
Lower -30.37 dBm

Date: 3.APR.2014 22:59:48

Higher Band Edge Plot for 16QAM-RB Size 1, RB Offset 74

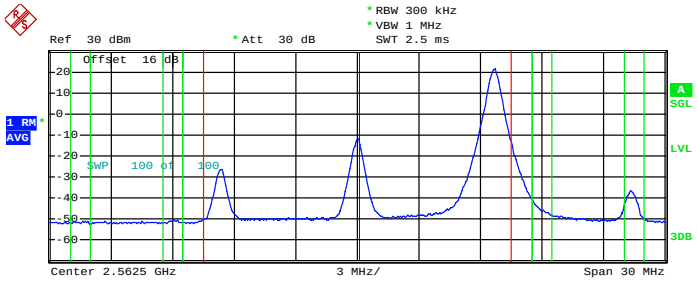

Tx Channel
Bandwidth 15 MHz

Adjacent Channel
Bandwidth 1 MHz
Spacing 8 MHz Upper -16.85 dBm

Alternate Channel
Bandwidth 1 MHz
Spacing 9 MHz Upper -40.31 dBm

2nd Alternate Channel
Bandwidth 1 MHz
Spacing 13.5 MHz Upper -35.21 dBm

Date: 3.APR.2014 23:01:32

Higher Band Edge Plot for 16QAM-RB Size 75, RB Offset 0

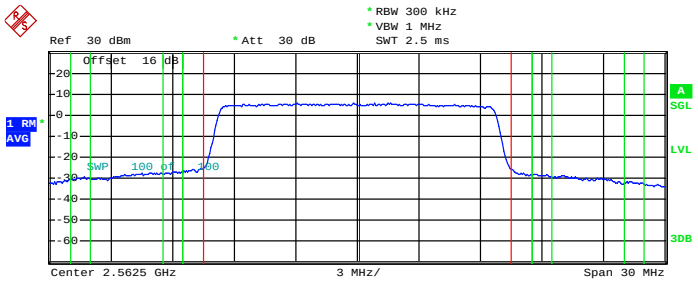

Tx Channel
Bandwidth 15 MHz

Adjacent Channel
Bandwidth 1 MHz
Spacing 8 MHz Upper -23.18 dBm

Alternate Channel
Bandwidth 1 MHz
Spacing 9 MHz Upper -24.20 dBm

2nd Alternate Channel
Bandwidth 1 MHz
Spacing 13.5 MHz Upper -27.59 dBm

Date: 3.APR.2014 23:02:48

Band :	LTE Band 7	Band Width :	20MHz / QPSK

Lower Band Edge Plot for QPSK-RB Size 1, RB Offset 0

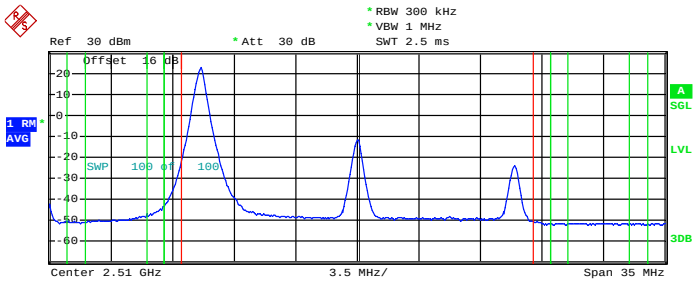

Tx Channel
Bandwidth 20 MHz

Adjacent Channel
Bandwidth 1 MHz
Spacing 10.5 MHz
Lower -26.11 dBm

Alternate Channel
Bandwidth 1 MHz
Spacing 11.5 MHz
Lower -41.52 dBm

2nd Alternate Channel
Bandwidth 1 MHz
Spacing 16 MHz
Lower -46.35 dBm

Date: 3.APR.2014 23:06:37

Lower Band Edge Plot for QPSK-RB Size 100, RB Offset 0

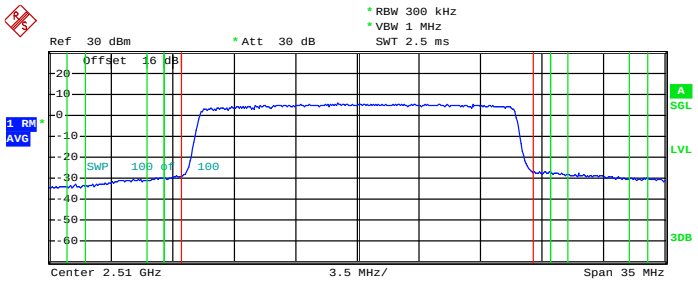

Tx Channel
Bandwidth 20 MHz

Adjacent Channel
Bandwidth 1 MHz
Spacing 10.5 MHz
Lower -25.09 dBm

Alternate Channel
Bandwidth 1 MHz
Spacing 11.5 MHz
Lower -25.91 dBm

2nd Alternate Channel
Bandwidth 1 MHz
Spacing 16 MHz
Lower -29.29 dBm

Date: 3.APR.2014 23:07:05

Higher Band Edge Plot for QPSK-RB Size 1, RB Offset 99

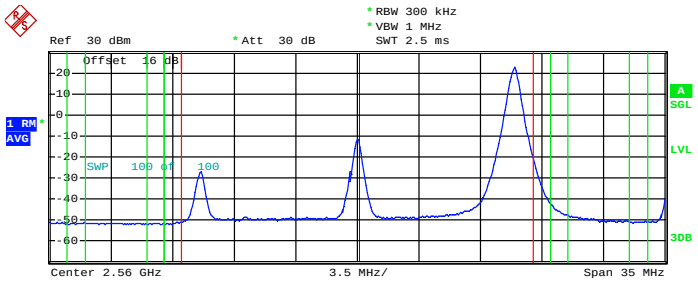

Tx Channel
Bandwidth 20 MHz

Adjacent Channel
Bandwidth 1 MHz
Spacing 10.5 MHz Upper -23.40 dBm

Alternate Channel
Bandwidth 1 MHz
Spacing 11.5 MHz Upper -41.05 dBm

2nd Alternate Channel
Bandwidth 1 MHz
Spacing 16 MHz Upper -46.42 dBm

Date: 3.APR.2014 23:05:29

Higher Band Edge Plot for QPSK-RB Size 100, RB Offset 0

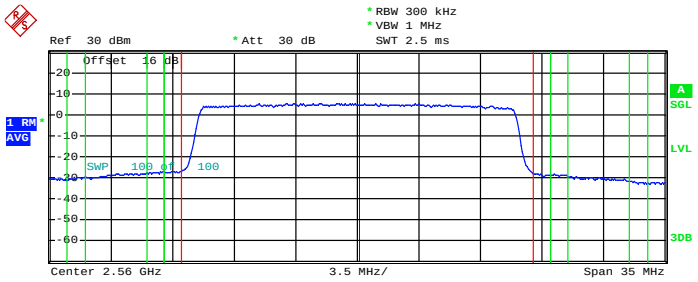

Tx Channel
Bandwidth 20 MHz

Adjacent Channel
Bandwidth 1 MHz
Spacing 10.5 MHz Upper -24.10 dBm

Alternate Channel
Bandwidth 1 MHz
Spacing 11.5 MHz Upper -24.29 dBm

2nd Alternate Channel
Bandwidth 1 MHz
Spacing 16 MHz Upper -27.77 dBm

Date: 3.APR.2014 23:05:03

Band :	LTE Band 7	Band Width :	20MHz / 16QAM

Lower Band Edge Plot for 16QAM-RB Size 1, RB Offset 0

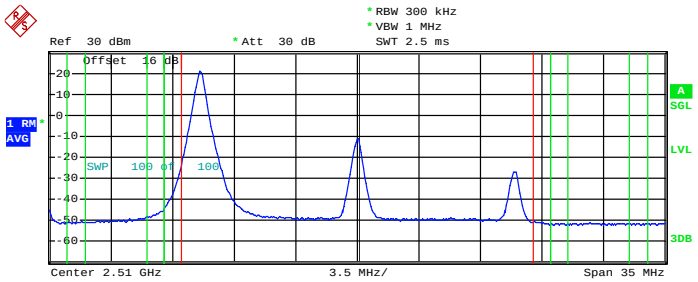

Tx Channel
Bandwidth 20 MHz

Adjacent Channel
Bandwidth 1 MHz
Spacing 10.5 MHz
Lower -27.92 dBm

Alternate Channel
Bandwidth 1 MHz
Spacing 11.5 MHz
Lower -42.49 dBm

2nd Alternate Channel
Bandwidth 1 MHz
Spacing 16 MHz
Lower -46.48 dBm

Date: 3.APR.2014 23:06:18

Lower Band Edge Plot for 16QAM-RB Size 100, RB Offset 0

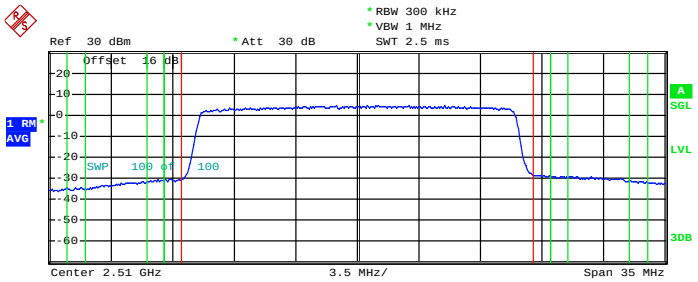

Tx Channel
Bandwidth 20 MHz

Adjacent Channel
Bandwidth 1 MHz
Spacing 10.5 MHz
Lower -26.43 dBm

Alternate Channel
Bandwidth 1 MHz
Spacing 11.5 MHz
Lower -26.88 dBm

2nd Alternate Channel
Bandwidth 1 MHz
Spacing 16 MHz
Lower -30.65 dBm

Date: 3.APR.2014 23:07:21

Higher Band Edge Plot for 16QAM-RB Size 1, RB Offset 99

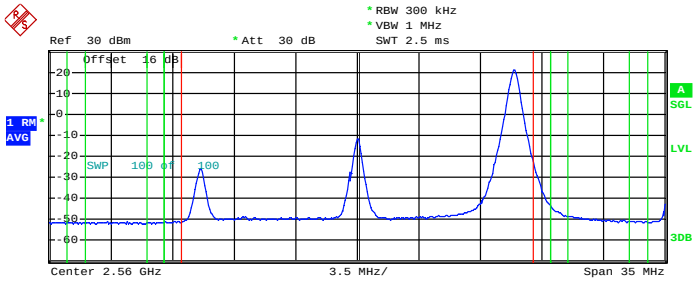

Tx Channel
Bandwidth 20 MHz

Adjacent Channel
Bandwidth 1 MHz
Spacing 10.5 MHz Upper -25.13 dBm

Alternate Channel
Bandwidth 1 MHz
Spacing 11.5 MHz Upper -42.17 dBm

2nd Alternate Channel
Bandwidth 1 MHz
Spacing 16 MHz Upper -46.60 dBm

Date: 3.APR.2014 23:05:48

Higher Band Edge Plot for 16QAM-RB Size 100, RB Offset 0

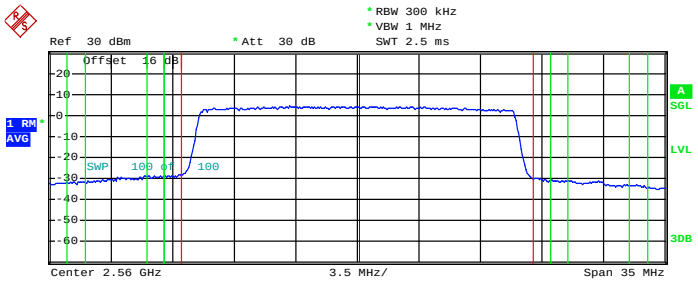

Tx Channel
Bandwidth 20 MHz

Adjacent Channel
Bandwidth 1 MHz
Spacing 10.5 MHz Upper -25.91 dBm

Alternate Channel
Bandwidth 1 MHz
Spacing 11.5 MHz Upper -26.57 dBm

2nd Alternate Channel
Bandwidth 1 MHz
Spacing 16 MHz Upper -29.15 dBm

Date: 3.APR.2014 23:04:51

3.6 Conducted Spurious Emission Measurement

3.6.1 Description of Conducted Spurious Emission Measurement

For Band 4

The power of any emission outside of the authorized operating frequency ranges must be lower than the transmitter power (P) by a factor of at least 43 + 10 log (P) dB.

For Band 7

The power of any emission outside of the authorized operating frequency ranges must be lower than the transmitter power (P) by a factor of at least 55 + 10 log (P) dB.

It is measured by means of a calibrated spectrum analyzer and scanned from 9 kHz up to a frequency including its 10th harmonic.

3.6.2 Measuring Instruments

Measuring equipment is listed in the section 4 of this test report.

3.6.3 Test Procedures

1. The EUT was connected to spectrum analyzer and base station via power divider.
2. The RF output of EUT was connected to the spectrum analyzer by RF cable and attenuator. The path loss was compensated to the results for each measurement.
3. The middle channel for the highest RF power within the transmitting frequency was measured.
4. The conducted spurious emission for the whole frequency range was taken.
5. Make the measurement with the spectrum analyzer's RBW = 1MHz, VBW = 3MHz, taking the record of maximum spurious emission.
6. The RF fundamental frequency should be excluded against the limit line in the operating frequency band.

   For Band 4

   The limit line is derived from 43 + 10log(P)dB below the transmitter power P(Watts)

   = P(W)- [43 + 10log(P)] (dB)

   = [30 + 10log(P)] (dBm) - [43 + 10log(P)] (dB)

   = -13dBm.

   For Band 7

   The limit line is derived from 55 + 10log(P)dB below the transmitter power P(Watts)

   = P(W)- [43 + 10log(P)] (dB)

   = [30 + 10log(P)] (dBm) - [55 + 10log(P)] (dB)

   = -25dBm.

3.6.4 Test Setup

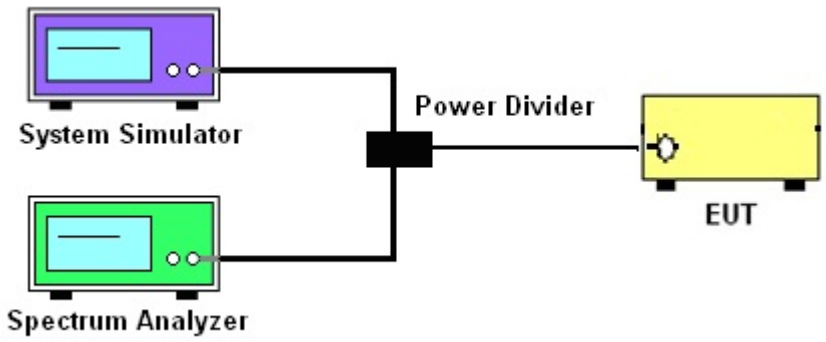

3.6.5 Test Result (Plots) of Conducted Spurious Emission

Band :	LTE Band 4	Channel :	CH19957 (Low)
Band Width :	1.4MHz		

QPSK (RB Size 1, RB Offset 0)

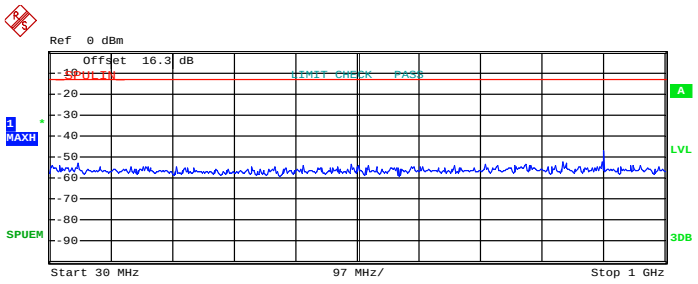

Start [Hz]	Stop [Hz]	RBW [Hz]	Freq [Hz]	PwrAbs [dBm]	ΔLimit [dB]
30.000 M	1.000 G	100.00 k	902.030000 M	-47.11	-34.11

Date: 31.MAR.2014 16:59:01

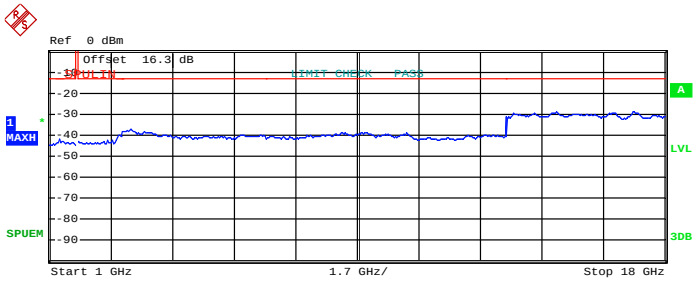

Start [Hz]	Stop [Hz]	RBW [Hz]	Freq [Hz]	PwrAbs [dBm]	ΔLimit [dB]
1.000 G	1.698 G	1.00 M	1.262099 G	-41.70	-28.70
1.768 G	3.000 G	1.00 M	2.937784 G	-40.10	-27.10
3.000 G	7.000 G	1.00 M	3.246000 G	-37.17	-24.17
7.000 G	13.600 G	1.00 M	9.732400 G	-38.70	-25.70
13.600 G	18.000 G	1.00 M	17.124400 G	-28.84	-15.84

Date: 31.MAR.2014 17:01:09

16QAM (RB Size 1, RB Offset 0)

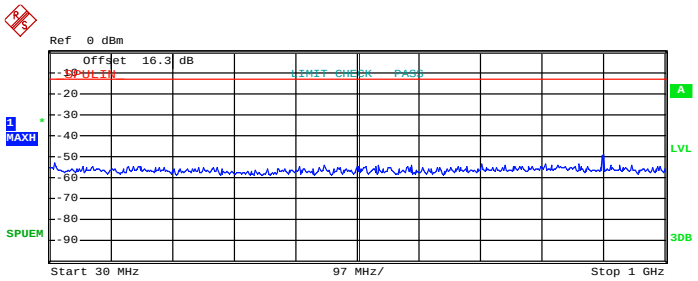

Start [Hz]	Stop [Hz]	RBW [Hz]	Freq [Hz]	PwrAbs [dBm]	ΔLimit [dB]
30.000 M	1.000 G	100.00 k	902.030000 M	-48.92	-35.92

Date: 31.MAR.2014 16:59:19

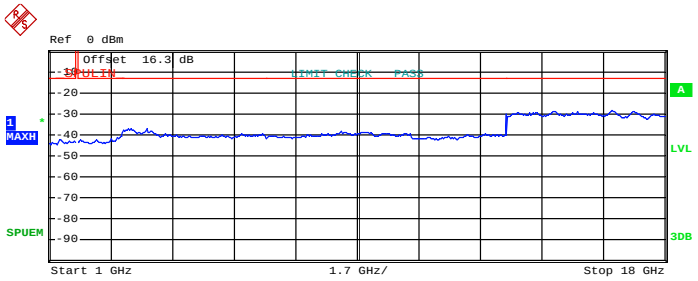

Start [Hz]	Stop [Hz]	RBW [Hz]	Freq [Hz]	PwrAbs [dBm]	ΔLimit [dB]
1.000 G	1.698 G	1.00 M	1.308516 G	-42.11	-29.11
1.768 G	3.000 G	1.00 M	2.995688 G	-40.66	-27.66
3.000 G	7.000 G	1.00 M	3.236000 G	-37.12	-24.12
7.000 G	13.600 G	1.00 M	9.059200 G	-38.56	-25.56
13.600 G	18.000 G	1.00 M	16.537000 G	-28.46	-15.46

Date: 31.MAR.2014 17:00:53

Band :	LTE Band 4	Channel :	CH20175 (Middle)
Band Width :	1.4MHz		

QPSK (RB Size 1, RB Offset 0)

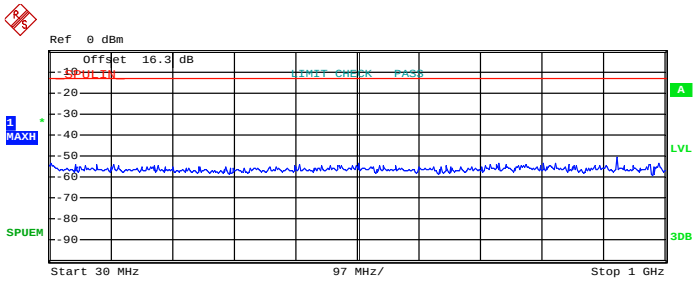

Start [Hz]	Stop [Hz]	RBW [Hz]	Freq [Hz]	PwrAbs [dBm]	ΔLimit [dB]
30.000 M	1.000 G	100.00 k	924.340000 M	-50.83	-37.83

Date: 31.MAR.2014 17:01:38

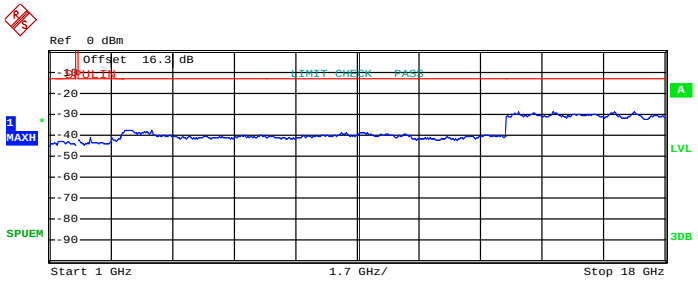

Start [Hz]	Stop [Hz]	RBW [Hz]	Freq [Hz]	PwrAbs [dBm]	ΔLimit [dB]
1.000 G	1.698 G	1.00 M	1.374477 G	-42.73	-29.73
1.768 G	3.000 G	1.00 M	3.000000 G	-40.04	-27.04
3.000 G	7.000 G	1.00 M	3.260000 G	-37.54	-24.54
7.000 G	13.600 G	1.00 M	9.682900 G	-38.73	-25.73
13.600 G	18.000 G	1.00 M	13.936600 G	-28.77	-15.77

Date: 31.MAR.2014 17:02:39

16QAM (RB Size 1, RB Offset 0)

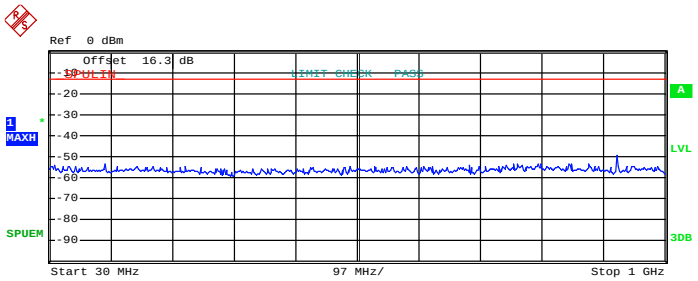

Start [Hz]	Stop [Hz]	RBW [Hz]	Freq [Hz]	PwrAbs [dBm]	ΔLimit [dB]
30.000 M	1.000 G	100.00 k	924.340000 M	-49.48	-36.48

Date: 31.MAR.2014 17:01:56

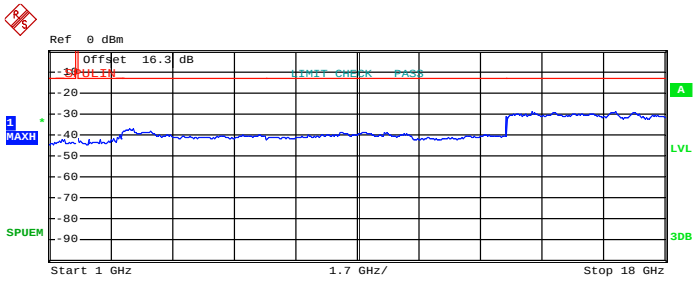

Start [Hz]	Stop [Hz]	RBW [Hz]	Freq [Hz]	PwrAbs [dBm]	ΔLimit [dB]
1.000 G	1.698 G	1.00 M	1.328409 G	-42.29	-29.29
1.768 G	3.000 G	1.00 M	2.947640 G	-40.03	-27.03
3.000 G	7.000 G	1.00 M	3.304000 G	-37.40	-24.40
7.000 G	13.600 G	1.00 M	9.669700 G	-38.86	-25.86
13.600 G	18.000 G	1.00 M	16.633800 G	-29.14	-16.14

Date: 31.MAR.2014 17:02:28

Band :	LTE Band 4	Channel :	CH20393 (High)
Band Width :	1.4MHz		

QPSK (RB Size 1, RB Offset 0)

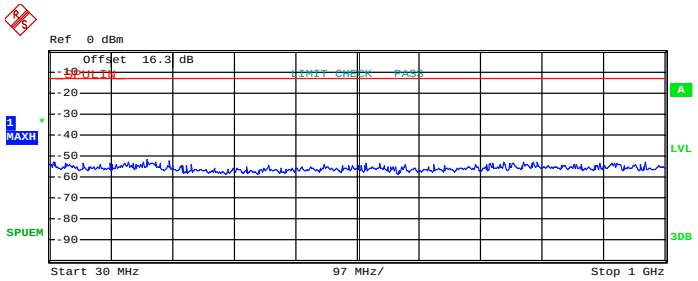

Start [Hz]	Stop [Hz]	RBW [Hz]	Freq [Hz]	PwrAbs [dBm]	ΔLimit [dB]
30.000 M	1.000 G	100.00 k	183.745000 M	-51.96	-38.96

Date: 31.MAR.2014 18:36:08

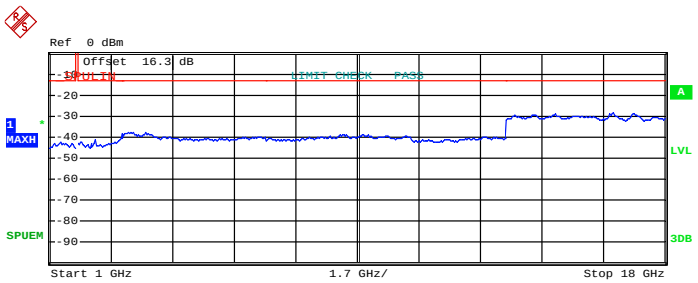

Start [Hz]	Stop [Hz]	RBW [Hz]	Freq [Hz]	PwrAbs [dBm]	ΔLimit [dB]
1.000 G	1.698 G	1.00 M	1.310959 G	-42.11	-29.11
1.768 G	3.000 G	1.00 M	2.974744 G	-40.70	-27.70
3.000 G	7.000 G	1.00 M	3.172000 G	-37.62	-24.62
7.000 G	13.600 G	1.00 M	9.029500 G	-38.73	-25.73
13.600 G	18.000 G	1.00 M	16.563400 G	-28.61	-15.61

Date: 31.MAR.2014 17:03:07

16QAM (RB Size 1, RB Offset 0)

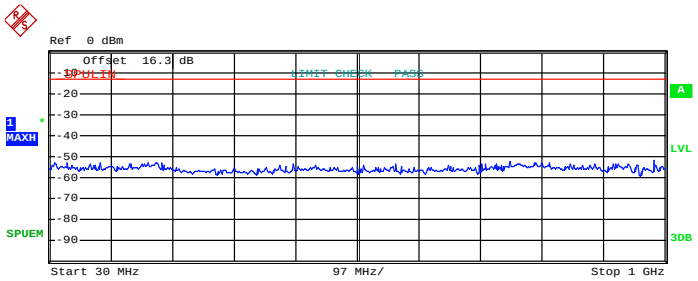

Start [Hz]	Stop [Hz]	RBW [Hz]	Freq [Hz]	PwrAbs [dBm]	ΔLimit [dB]
30.000 M	1.000 G	100.00 k	981.570000 M	-51.72	-38.72

Date: 31.MAR.2014 18:36:15

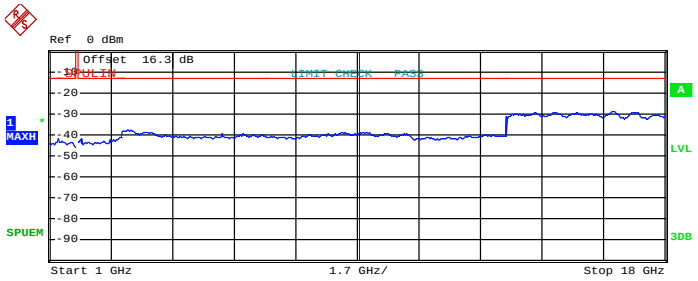

Start [Hz]	Stop [Hz]	RBW [Hz]	Freq [Hz]	PwrAbs [dBm]	ΔLimit [dB]
1.000 G	1.698 G	1.00 M	1.254421 G	-41.87	-28.87
1.768 G	3.000 G	1.00 M	2.961808 G	-41.11	-28.11
3.000 G	7.000 G	1.00 M	3.174000 G	-37.70	-24.70
7.000 G	13.600 G	1.00 M	9.844600 G	-38.85	-25.85
13.600 G	18.000 G	1.00 M	16.570000 G	-28.85	-15.85

Date: 31.MAR.2014 17:03:17

Band :	LTE Band 4	Channel :	CH19965 (Low)
Band Width :	3MHz		

QPSK (RB Size 1, RB Offset 0)

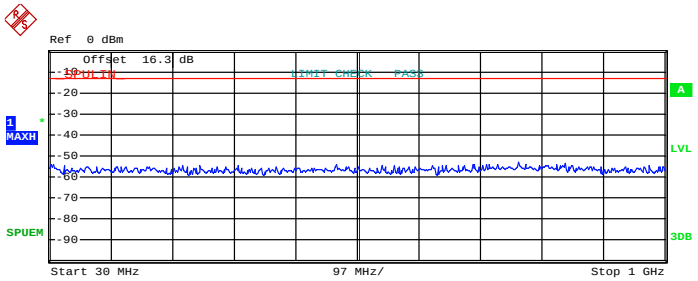

Start [Hz]	Stop [Hz]	RBW [Hz]	Freq [Hz]	PwrAbs [dBm]	ΔLimit [dB]
30.000 M	1.000 G	100.00 k	769.625000 M	-53.03	-40.03

Date: 31.MAR.2014 17:04:36

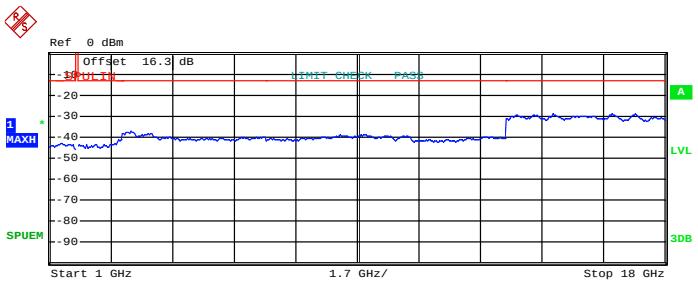

Start [Hz]	Stop [Hz]	RBW [Hz]	Freq [Hz]	PwrAbs [dBm]	ΔLimit [dB]
1.000 G	1.698 G	1.00 M	1.349349 G	-43.00	-30.00
1.768 G	3.000 G	1.00 M	2.980904 G	-41.04	-28.04
3.000 G	7.000 G	1.00 M	3.244000 G	-36.96	-23.96
7.000 G	13.600 G	1.00 M	9.587200 G	-38.96	-25.96
13.600 G	18.000 G	1.00 M	17.168400 G	-28.74	-15.74

Date: 31.MAR.2014 17:04:23

16QAM (RB Size 1, RB Offset 0)

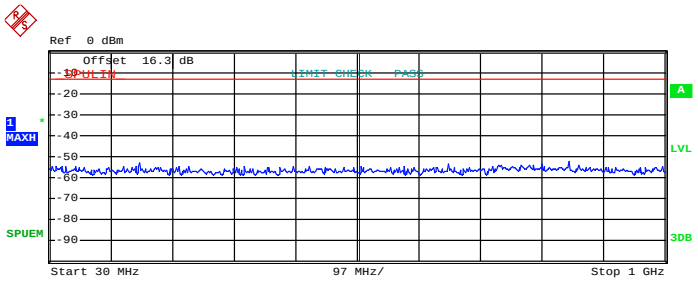

Start [Hz]	Stop [Hz]	RBW [Hz]	Freq [Hz]	PwrAbs [dBm]	ΔLimit [dB]
30.000 M	1.000 G	100.00 k	847.710000 M	-52.44	-39.44

Date: 31.MAR.2014 17:04:43

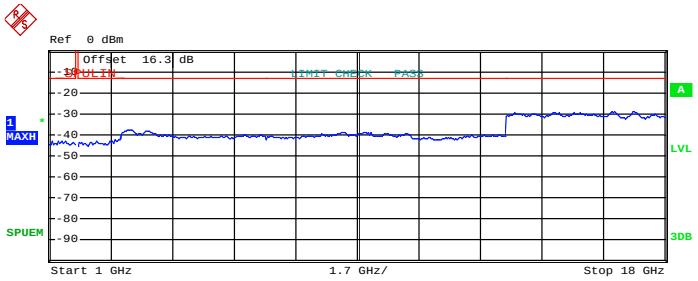

Start [Hz]	Stop [Hz]	RBW [Hz]	Freq [Hz]	PwrAbs [dBm]	ΔLimit [dB]
1.000 G	1.698 G	1.00 M	1.235575 G	-42.80	-29.80
1.768 G	3.000 G	1.00 M	2.983368 G	-40.19	-27.19
3.000 G	7.000 G	1.00 M	3.166000 G	-37.56	-24.56
7.000 G	13.600 G	1.00 M	9.709300 G	-38.60	-25.60
13.600 G	18.000 G	1.00 M	16.530400 G	-28.67	-15.67

Date: 31.MAR.2014 17:04:13

Band :	LTE Band 4	Channel :	CH20175 (Middle)
Band Width :	3MHz		

QPSK (RB Size 1, RB Offset 0)

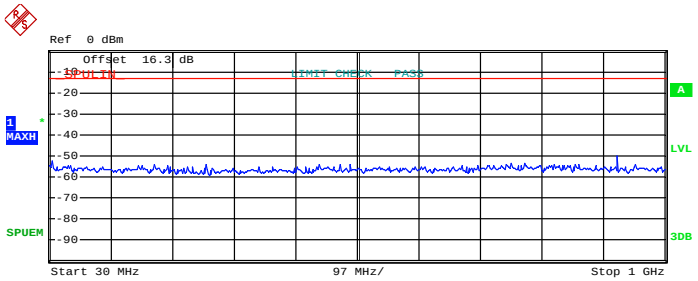

Start [Hz]	Stop [Hz]	RBW [Hz]	Freq [Hz]	PwrAbs [dBm]	ΔLimit [dB]
30.000 M	1.000 G	100.00 k	923.370000 M	-49.89	-36.89

Date: 31.MAR.2014 17:19:28

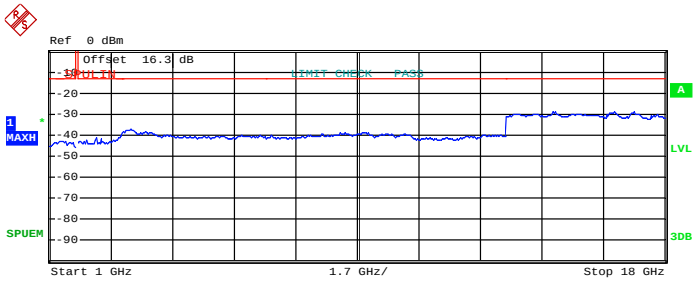

Start [Hz]	Stop [Hz]	RBW [Hz]	Freq [Hz]	PwrAbs [dBm]	ΔLimit [dB]
1.000 G	1.698 G	1.00 M	1.318986 G	-42.70	-29.70
1.768 G	3.000 G	1.00 M	2.983368 G	-40.23	-27.23
3.000 G	7.000 G	1.00 M	3.232000 G	-37.32	-24.32
7.000 G	13.600 G	1.00 M	9.686200 G	-38.72	-25.72
13.600 G	18.000 G	1.00 M	17.139800 G	-28.82	-15.82

Date: 31.MAR.2014 17:20:27

16QAM (RB Size 1, RB Offset 0)

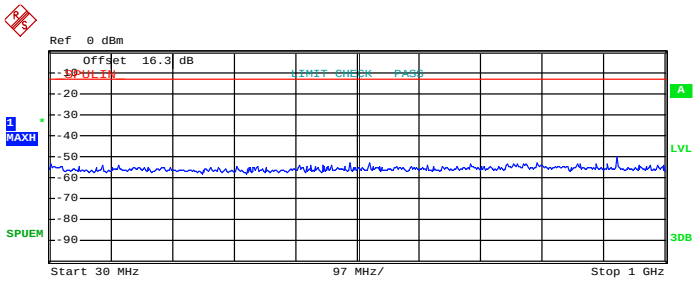

Start [Hz]	Stop [Hz]	RBW [Hz]	Freq [Hz]	PwrAbs [dBm]	ΔLimit [dB]
30.000 M	1.000 G	100.00 k	923.855000 M	-49.98	-36.98

Date: 31.MAR.2014 17:19:39

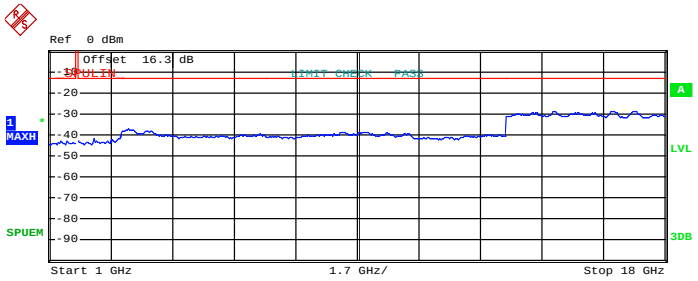

Start [Hz]	Stop [Hz]	RBW [Hz]	Freq [Hz]	PwrAbs [dBm]	ΔLimit [dB]
1.000 G	1.698 G	1.00 M	1.319684 G	-42.80	-29.80
1.768 G	3.000 G	1.00 M	2.995688 G	-39.59	-26.59
3.000 G	7.000 G	1.00 M	3.188000 G	-37.38	-24.38
7.000 G	13.600 G	1.00 M	9.112000 G	-38.71	-25.71
13.600 G	18.000 G	1.00 M	16.504000 G	-28.93	-15.93

Date: 31.MAR.2014 17:20:17

Band :	LTE Band 4	Channel :	CH20385 (High)
Band Width :	3MHz		

QPSK (RB Size 1, RB Offset 0)

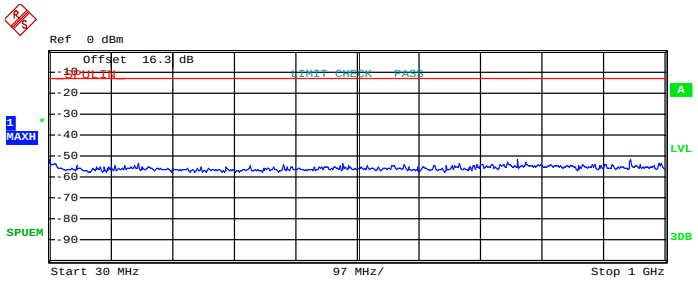

Start [Hz]	Stop [Hz]	RBW [Hz]	Freq [Hz]	PwrAbs [dBm]	ΔLimit [dB]
30.000 M	1.000 G	100.00 k	945.195000 M	-51.89	-38.89

Date: 31.MAR.2014 17:26:24

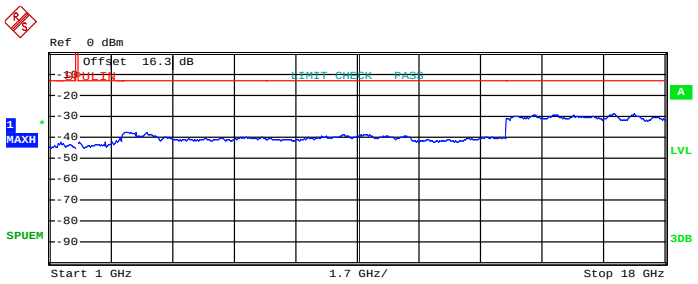

Start [Hz]	Stop [Hz]	RBW [Hz]	Freq [Hz]	PwrAbs [dBm]	ΔLimit [dB]
1.000 G	1.698 G	1.00 M	1.314798 G	-42.46	-29.46
1.768 G	3.000 G	1.00 M	2.953184 G	-40.74	-27.74
3.000 G	7.000 G	1.00 M	3.108000 G	-37.53	-24.53
7.000 G	13.600 G	1.00 M	9.702700 G	-38.76	-25.76
13.600 G	18.000 G	1.00 M	16.578800 G	-28.94	-15.94

Date: 31.MAR.2014 17:24:31

16QAM (RB Size 1, RB Offset 0)

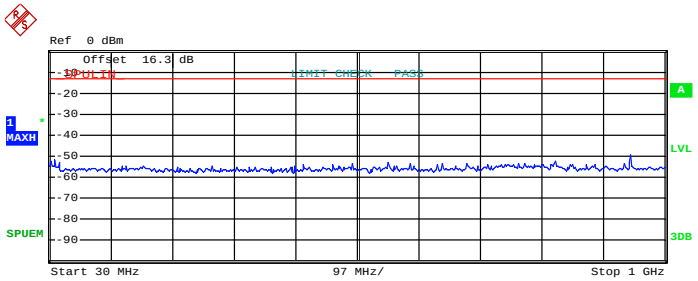

Start [Hz]	Stop [Hz]	RBW [Hz]	Freq [Hz]	PwrAbs [dBm]	ΔLimit [dB]
30.000 M	1.000 G	100.00 k	945.195000 M	-49.36	-36.36

Date: 31.MAR.2014 17:25:28

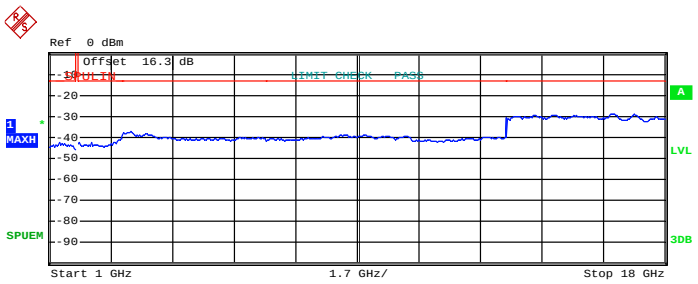

Start [Hz]	Stop [Hz]	RBW [Hz]	Freq [Hz]	PwrAbs [dBm]	ΔLimit [dB]
1.000 G	1.698 G	1.00 M	1.270475 G	-42.21	-29.21
1.768 G	3.000 G	1.00 M	2.996920 G	-40.36	-27.36
3.000 G	7.000 G	1.00 M	3.246000 G	-37.41	-24.41
7.000 G	13.600 G	1.00 M	9.682900 G	-38.62	-25.62
13.600 G	18.000 G	1.00 M	17.146400 G	-28.93	-15.93

Date: 31.MAR.2014 17:25:01

Band :	LTE Band 4	Channel :	CH19975 (Low)
Band Width :	5MHz		

QPSK (RB Size 1, RB Offset 0)

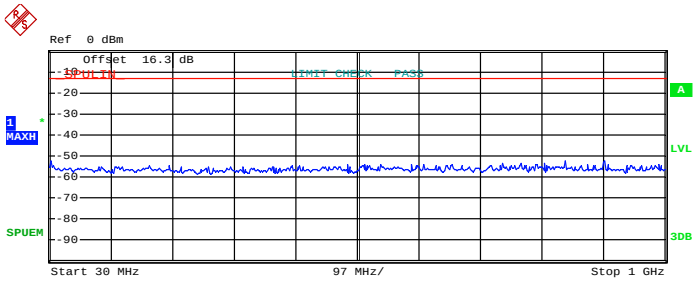

Start [Hz]	Stop [Hz]	RBW [Hz]	Freq [Hz]	PwrAbs [dBm]	ΔLimit [dB]
30.000 M	1.000 G	100.00 k	905.425000 M	-52.24	-39.24

Date: 31.MAR.2014 17:30:00

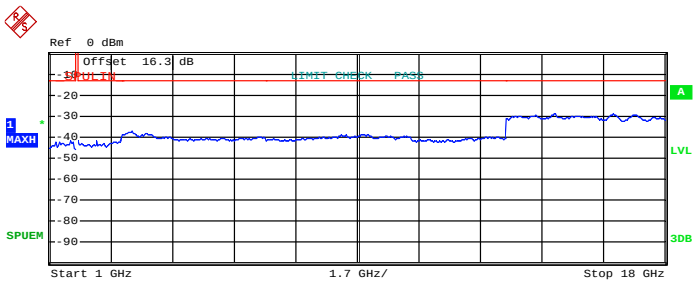

Start [Hz]	Stop [Hz]	RBW [Hz]	Freq [Hz]	PwrAbs [dBm]	ΔLimit [dB]
1.000 G	1.698 G	1.00 M	1.564682 G	-42.04	-29.04
1.768 G	3.000 G	1.00 M	2.986448 G	-40.82	-27.82
3.000 G	7.000 G	1.00 M	3.262000 G	-37.32	-24.32
7.000 G	13.600 G	1.00 M	9.692800 G	-38.71	-25.71
13.600 G	18.000 G	1.00 M	14.957400 G	-28.98	-15.98

Date: 31.MAR.2014 17:30:15

16QAM (RB Size 1, RB Offset 0)

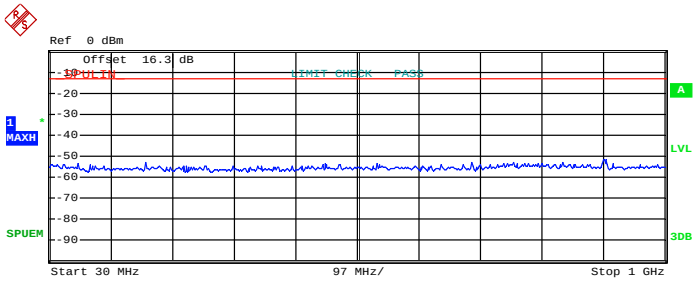

Start [Hz]	Stop [Hz]	RBW [Hz]	Freq [Hz]	PwrAbs [dBm]	ΔLimit [dB]
30.000 M	1.000 G	100.00 k	904.940000 M	-51.51	-38.51

Date: 31.MAR.2014 17:29:52

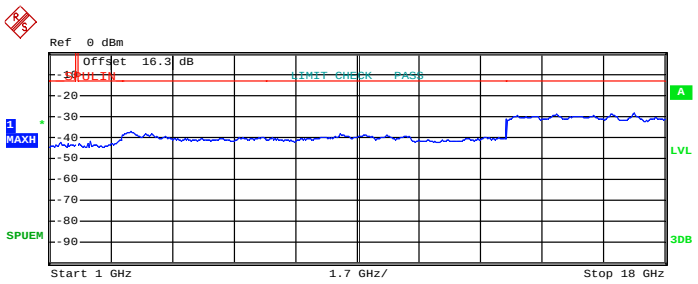

Start [Hz]	Stop [Hz]	RBW [Hz]	Freq [Hz]	PwrAbs [dBm]	ΔLimit [dB]
1.000 G	1.698 G	1.00 M	1.306771 G	-42.62	-29.62
1.768 G	3.000 G	1.00 M	2.937784 G	-41.24	-28.24
3.000 G	7.000 G	1.00 M	3.246000 G	-37.40	-24.40
7.000 G	13.600 G	1.00 M	9.029500 G	-38.39	-25.39
13.600 G	18.000 G	1.00 M	17.135400 G	-28.61	-15.61

Date: 31.MAR.2014 17:30:24

Band :	LTE Band 4	Channel :	CH20175 (Middle)
Band Width :	5MHz		

QPSK (RB Size 1, RB Offset 0)

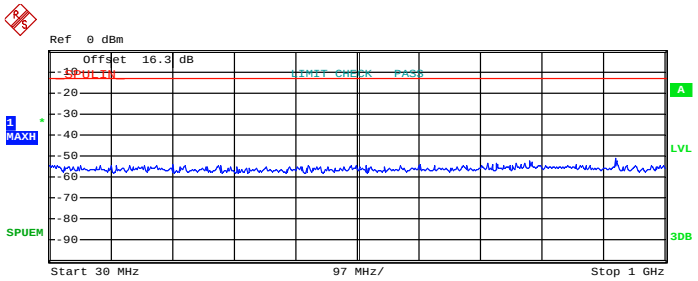

Start [Hz]	Stop [Hz]	RBW [Hz]	Freq [Hz]	PwrAbs [dBm]	ΔLimit [dB]
30.000 M	1.000 G	100.00 k	922.885000 M	-51.39	-38.39

Date: 31.MAR.2014 17:31:14

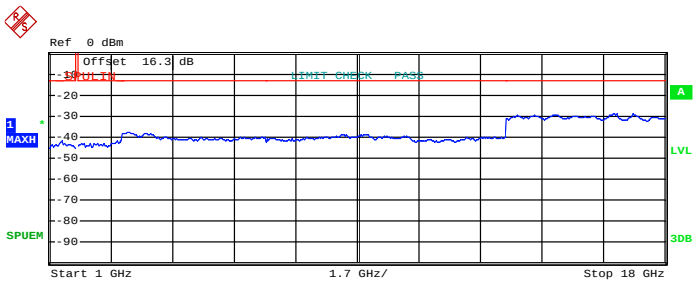

Start [Hz]	Stop [Hz]	RBW [Hz]	Freq [Hz]	PwrAbs [dBm]	ΔLimit [dB]
1.000 G	1.698 G	1.00 M	1.349000 G	-41.88	-28.88
1.768 G	3.000 G	1.00 M	2.964888 G	-41.45	-28.45
3.000 G	7.000 G	1.00 M	3.154000 G	-37.52	-24.52
7.000 G	13.600 G	1.00 M	9.745600 G	-38.83	-25.83
13.600 G	18.000 G	1.00 M	16.655800 G	-28.75	-15.75

Date: 31.MAR.2014 17:31:02

16QAM (RB Size 1, RB Offset 0)

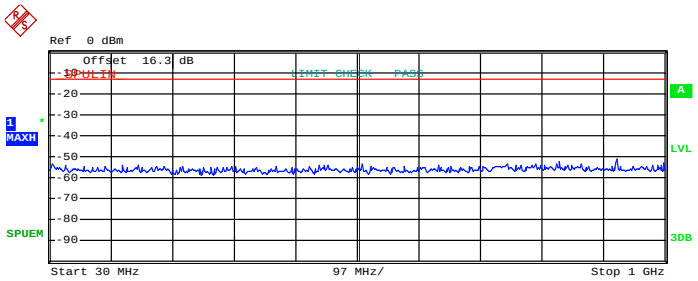

Start [Hz]	Stop [Hz]	RBW [Hz]	Freq [Hz]	PwrAbs [dBm]	ΔLimit [dB]
30.000 M	1.000 G	100.00 k	924.825000 M	-51.29	-38.29

Date: 31.MAR.2014 17:31:23

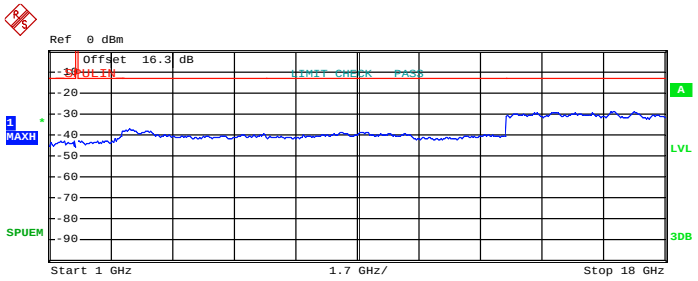

Start [Hz]	Stop [Hz]	RBW [Hz]	Freq [Hz]	PwrAbs [dBm]	ΔLimit [dB]
1.000 G	1.698 G	1.00 M	1.678805 G	-42.83	-29.83
1.768 G	3.000 G	1.00 M	2.971048 G	-40.60	-27.60
3.000 G	7.000 G	1.00 M	3.210000 G	-37.27	-24.27
7.000 G	13.600 G	1.00 M	9.673000 G	-38.63	-25.63
13.600 G	18.000 G	1.00 M	17.148600 G	-28.93	-15.93

Date: 31.MAR.2014 17:30:51

Band :	LTE Band 4	Channel :	CH20375 (High)
Band Width :	5MHz		

QPSK (RB Size 1, RB Offset 0)

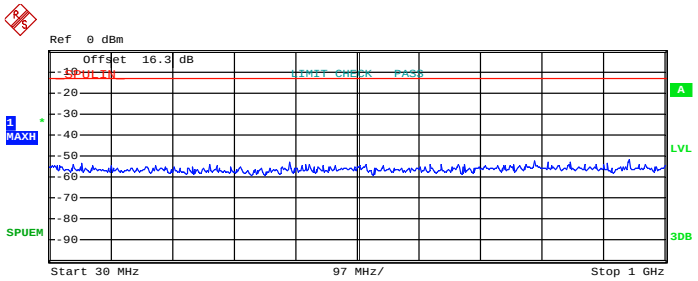

Start [Hz]	Stop [Hz]	RBW [Hz]	Freq [Hz]	PwrAbs [dBm]	ΔLimit [dB]
30.000 M	1.000 G	100.00 k	944.225000 M	-51.87	-38.87

Date: 31.MAR.2014 17:32:32

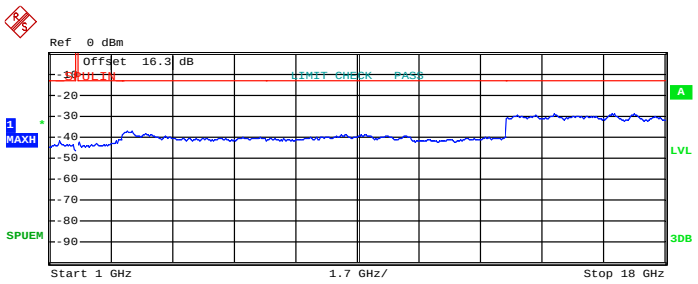

Start [Hz]	Stop [Hz]	RBW [Hz]	Freq [Hz]	PwrAbs [dBm]	ΔLimit [dB]
1.000 G	1.698 G	1.00 M	1.260354 G	-41.99	-28.99
1.768 G	3.000 G	1.00 M	2.919920 G	-41.34	-28.34
3.000 G	7.000 G	1.00 M	3.144000 G	-37.26	-24.26
7.000 G	13.600 G	1.00 M	9.739000 G	-38.98	-25.98
13.600 G	18.000 G	1.00 M	14.924400 G	-28.94	-15.94

Date: 31.MAR.2014 17:32:56

16QAM (RB Size 1, RB Offset 0)

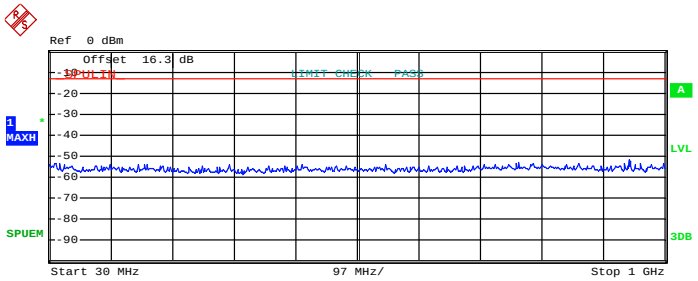

Start [Hz]	Stop [Hz]	RBW [Hz]	Freq [Hz]	PwrAbs [dBm]	ΔLimit [dB]
30.000 M	1.000 G	100.00 k	942.770000 M	-52.03	-39.03

Date: 31.MAR.2014 17:32:24

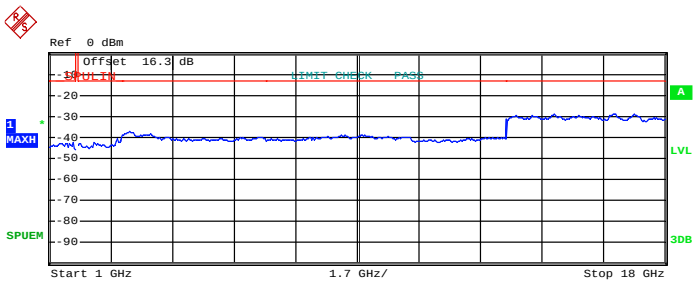

Start [Hz]	Stop [Hz]	RBW [Hz]	Freq [Hz]	PwrAbs [dBm]	ΔLimit [dB]
1.000 G	1.698 G	1.00 M	1.641462 G	-42.19	-29.19
1.768 G	3.000 G	1.00 M	2.983368 G	-40.57	-27.57
3.000 G	7.000 G	1.00 M	3.192000 G	-37.19	-24.19
7.000 G	13.600 G	1.00 M	9.059200 G	-38.84	-25.84
13.600 G	18.000 G	1.00 M	14.922200 G	-28.81	-15.81

Date: 31.MAR.2014 17:33:10

Band :	LTE Band 4	Channel :	CH20000 (Low)
Band Width :	10MHz		

QPSK (RB Size 1, RB Offset 0)

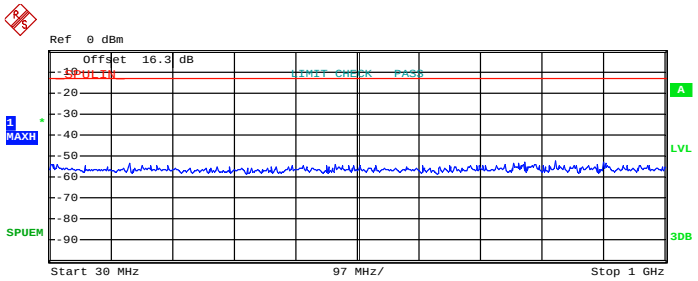

Start [Hz]	Stop [Hz]	RBW [Hz]	Freq [Hz]	PwrAbs [dBm]	ΔLimit [dB]
30.000 M	1.000 G	100.00 k	827.340000 M	-52.63	-39.63

Date: 31.MAR.2014 17:36:58

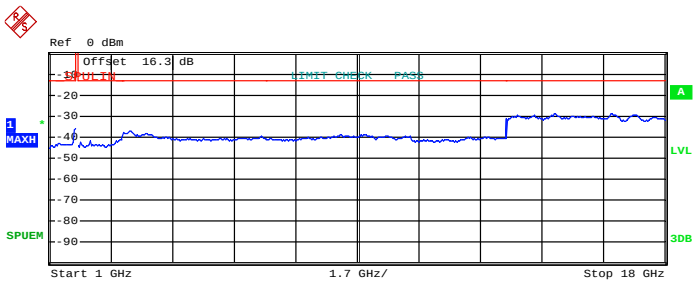

Start [Hz]	Stop [Hz]	RBW [Hz]	Freq [Hz]	PwrAbs [dBm]	ΔLimit [dB]
1.000 G	1.698 G	1.00 M	1.697302 G	-35.95	-22.95
1.768 G	3.000 G	1.00 M	2.928544 G	-41.30	-28.30
3.000 G	7.000 G	1.00 M	3.248000 G	-37.26	-24.26
7.000 G	13.600 G	1.00 M	9.719200 G	-38.85	-25.85
13.600 G	18.000 G	1.00 M	14.924400 G	-28.84	-15.84

Date: 31.MAR.2014 17:36:31

16QAM (RB Size 1, RB Offset 0)

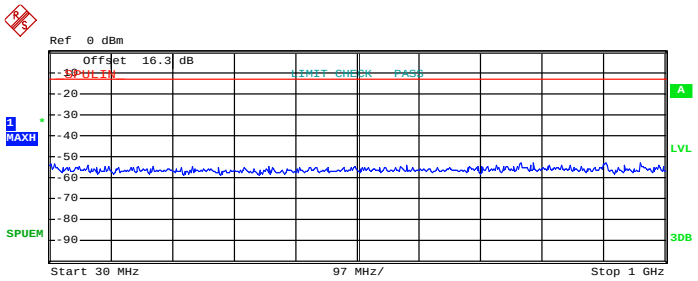

Start [Hz]	Stop [Hz]	RBW [Hz]	Freq [Hz]	PwrAbs [dBm]	ΔLimit [dB]
30.000 M	1.000 G	100.00 k	906.880000 M	-52.66	-39.66

Date: 31.MAR.2014 17:37:06

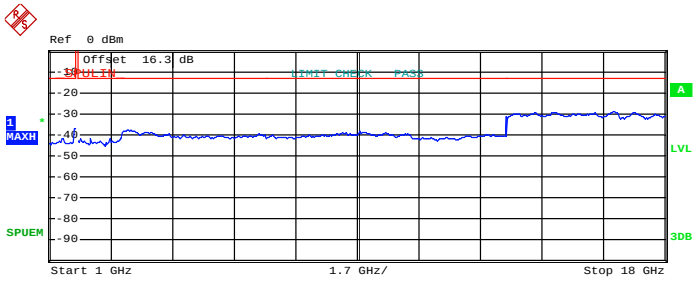

Start [Hz]	Stop [Hz]	RBW [Hz]	Freq [Hz]	PwrAbs [dBm]	ΔLimit [dB]
1.000 G	1.698 G	1.00 M	1.696255 G	-36.89	-23.89
1.768 G	3.000 G	1.00 M	2.999384 G	-41.12	-28.12
3.000 G	7.000 G	1.00 M	3.248000 G	-37.68	-24.68
7.000 G	13.600 G	1.00 M	9.564100 G	-38.47	-25.47
13.600 G	18.000 G	1.00 M	16.561200 G	-29.02	-16.02

Date: 31.MAR.2014 17:36:21

Band :	LTE Band 4	Channel :	CH20175 (Middle)
Band Width :	10MHz		

QPSK (RB Size 1, RB Offset 0)

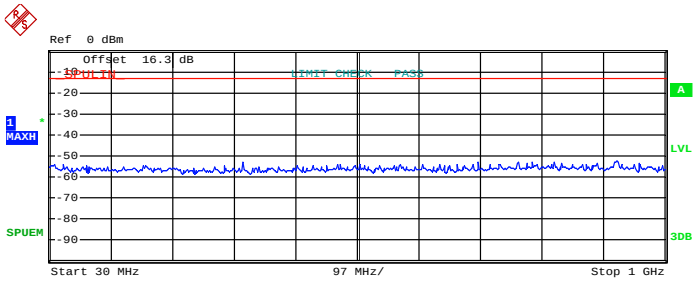

Start [Hz]	Stop [Hz]	RBW [Hz]	Freq [Hz]	PwrAbs [dBm]	ΔLimit [dB]
30.000 M	1.000 G	100.00 k	923.855000 M	-52.30	-39.30

Date: 31.MAR.2014 17:37:35

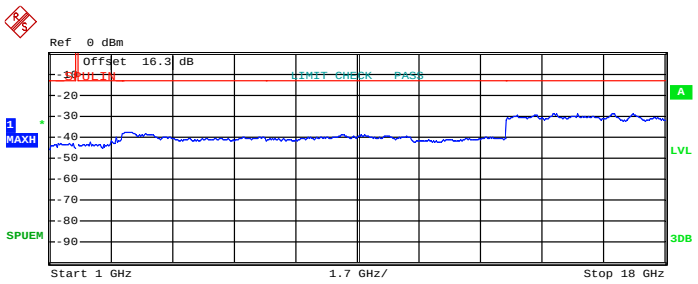

Start [Hz]	Stop [Hz]	RBW [Hz]	Freq [Hz]	PwrAbs [dBm]	ΔLimit [dB]
1.000 G	1.698 G	1.00 M	1.314449 G	-43.09	-30.09
1.768 G	3.000 G	1.00 M	2.852160 G	-40.35	-27.35
3.000 G	7.000 G	1.00 M	3.244000 G	-37.80	-24.80
7.000 G	13.600 G	1.00 M	9.069100 G	-39.00	-26.00
13.600 G	18.000 G	1.00 M	14.926600 G	-28.96	-15.96

Date: 31.MAR.2014 17:37:55

16QAM (RB Size 1, RB Offset 0)

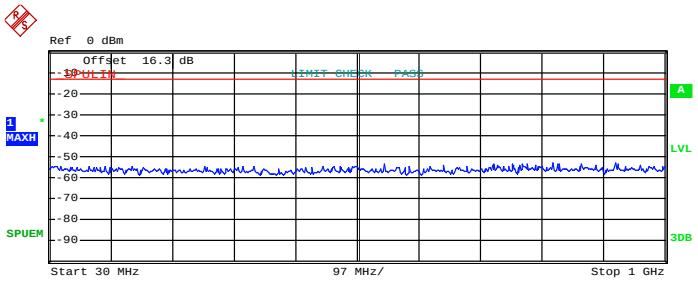

Start [Hz]	Stop [Hz]	RBW [Hz]	Freq [Hz]	PwrAbs [dBm]	ΔLimit [dB]
30.000 M	1.000 G	100.00 k	921.915000 M	-52.95	-39.95

Date: 31.MAR.2014 17:37:27

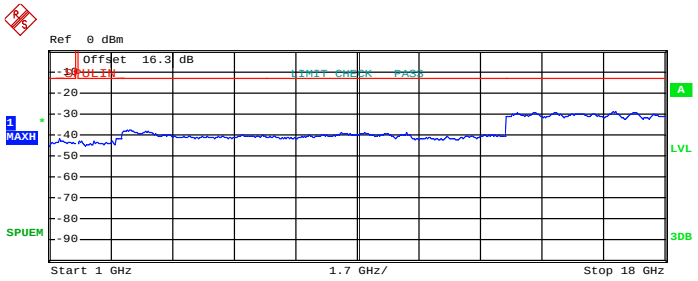

Start [Hz]	Stop [Hz]	RBW [Hz]	Freq [Hz]	PwrAbs [dBm]	ΔLimit [dB]
1.000 G	1.698 G	1.00 M	1.271871 G	-42.03	-29.03
1.768 G	3.000 G	1.00 M	2.908216 G	-41.53	-28.53
3.000 G	7.000 G	1.00 M	3.222000 G	-37.58	-24.58
7.000 G	13.600 G	1.00 M	9.052600 G	-38.69	-25.69
13.600 G	18.000 G	1.00 M	16.578800 G	-28.97	-15.97

Date: 31.MAR.2014 17:38:05

Band :	LTE Band 4	Channel :	CH20350 (High)
Band Width :	10MHz		

QPSK (RB Size 1, RB Offset 0)

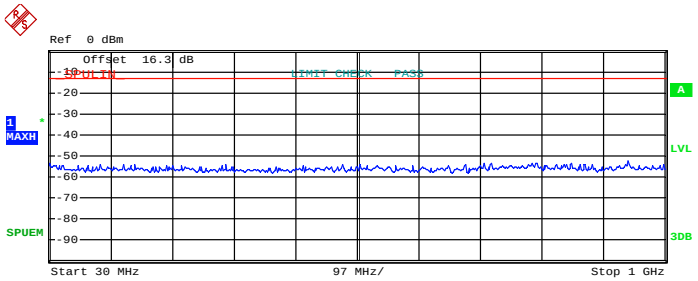

Start [Hz]	Stop [Hz]	RBW [Hz]	Freq [Hz]	PwrAbs [dBm]	ΔLimit [dB]
30.000 M	1.000 G	100.00 k	941.800000 M	-52.56	-39.56

Date: 31.MAR.2014 17:39:05

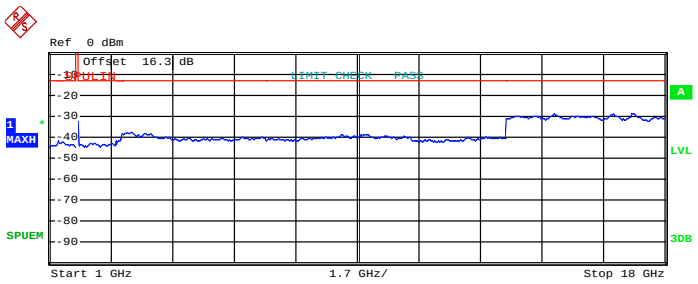

Start [Hz]	Stop [Hz]	RBW [Hz]	Freq [Hz]	PwrAbs [dBm]	ΔLimit [dB]
1.000 G	1.698 G	1.00 M	1.253723 G	-41.88	-28.88
1.768 G	3.000 G	1.00 M	1.768616 G	-33.86	-20.86
3.000 G	7.000 G	1.00 M	3.242000 G	-37.56	-24.56
7.000 G	13.600 G	1.00 M	9.748900 G	-38.71	-25.71
13.600 G	18.000 G	1.00 M	16.581000 G	-28.79	-15.79

Date: 31.MAR.2014 17:38:49

16QAM (RB Size 1, RB Offset 0)

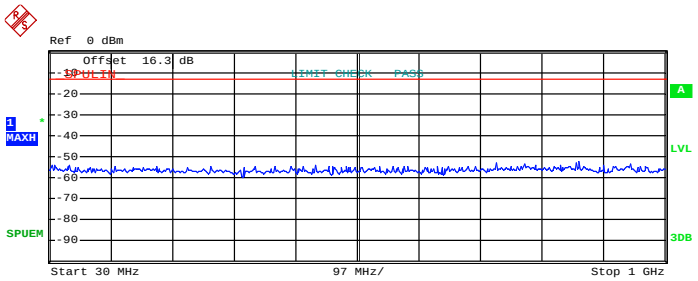

Start [Hz]	Stop [Hz]	RBW [Hz]	Freq [Hz]	PwrAbs [dBm]	ΔLimit [dB]
30.000 M	1.000 G	100.00 k	864.685000 M	-52.11	-39.11

Date: 31.MAR.2014 17:39:18

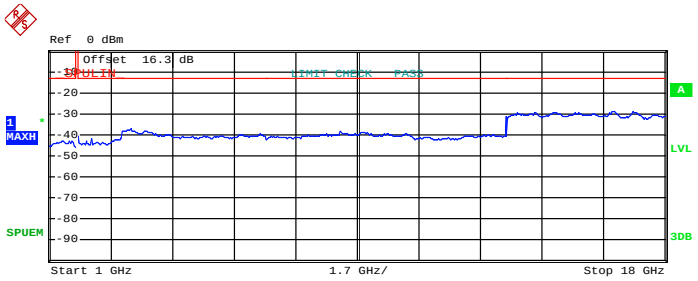

Start [Hz]	Stop [Hz]	RBW [Hz]	Freq [Hz]	PwrAbs [dBm]	ΔLimit [dB]
1.000 G	1.698 G	1.00 M	1.558400 G	-42.98	-29.98
1.768 G	3.000 G	1.00 M	1.768616 G	-40.67	-27.67
3.000 G	7.000 G	1.00 M	3.252000 G	-37.06	-24.06
7.000 G	13.600 G	1.00 M	9.032800 G	-38.48	-25.48
13.600 G	18.000 G	1.00 M	16.598600 G	-28.75	-15.75

Date: 31.MAR.2014 17:38:39

Band :	LTE Band 4	Channel :	CH20025 (Low)
Band Width :	15MHz		

QPSK (RB Size 1, RB Offset 0)

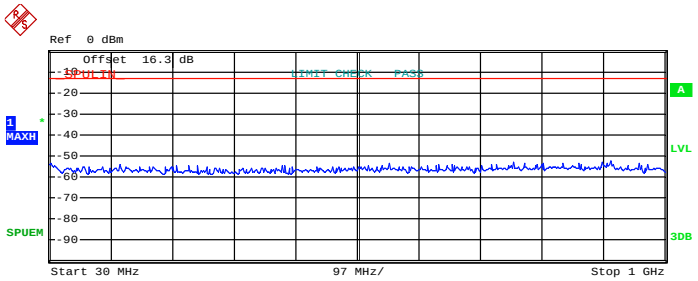

Start [Hz]	Stop [Hz]	RBW [Hz]	Freq [Hz]	PwrAbs [dBm]	ΔLimit [dB]
30.000 M	1.000 G	100.00 k	914.640000 M	-52.61	-39.61

Date: 31.MAR.2014 17:40:30

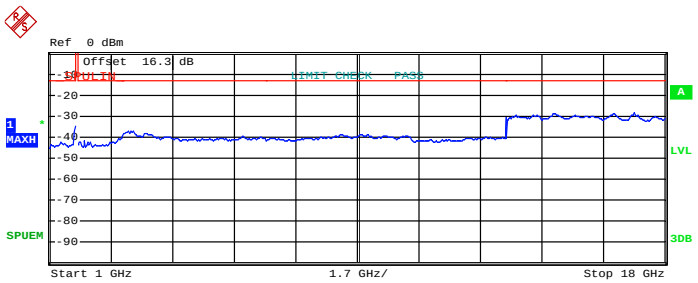

Start [Hz]	Stop [Hz]	RBW [Hz]	Freq [Hz]	PwrAbs [dBm]	ΔLimit [dB]
1.000 G	1.698 G	1.00 M	1.696953 G	-34.71	-21.71
1.768 G	3.000 G	1.00 M	2.903288 G	-40.41	-27.41
3.000 G	7.000 G	1.00 M	3.250000 G	-37.00	-24.00
7.000 G	13.600 G	1.00 M	9.072400 G	-38.65	-25.65
13.600 G	18.000 G	1.00 M	17.144200 G	-28.19	-15.19

Date: 31.MAR.2014 17:40:48

16QAM (RB Size 1, RB Offset 0)

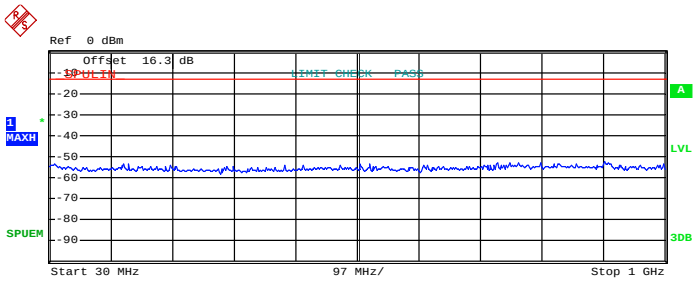

Start [Hz]	Stop [Hz]	RBW [Hz]	Freq [Hz]	PwrAbs [dBm]	ΔLimit [dB]
30.000 M	1.000 G	100.00 k	905.425000 M	-52.31	-39.31

Date: 31.MAR.2014 17:40:22

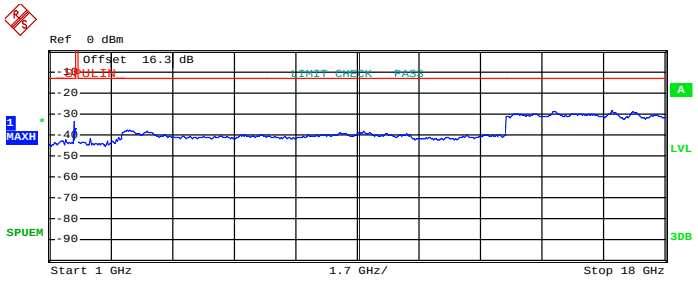

Start [Hz]	Stop [Hz]	RBW [Hz]	Freq [Hz]	PwrAbs [dBm]	ΔLimit [dB]
1.000 G	1.698 G	1.00 M	1.695557 G	-33.82	-20.82
1.768 G	3.000 G	1.00 M	2.902056 G	-41.39	-28.39
3.000 G	7.000 G	1.00 M	3.148000 G	-37.79	-24.79
7.000 G	13.600 G	1.00 M	9.669700 G	-38.57	-25.57
13.600 G	18.000 G	1.00 M	16.545800 G	-28.65	-15.65

Date: 31.MAR.2014 17:40:58

Band :	LTE Band 4	Channel :	CH20175 (Middle)
Band Width :	15MHz		

QPSK (RB Size 1, RB Offset 0)

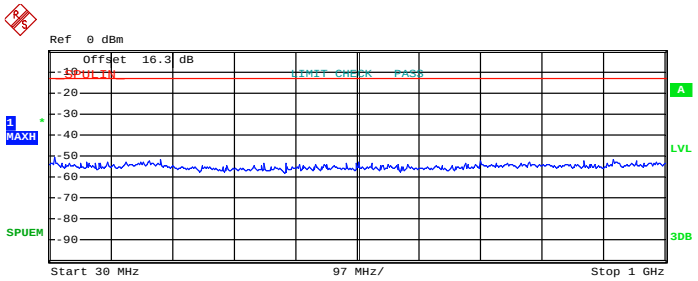

Start [Hz]	Stop [Hz]	RBW [Hz]	Freq [Hz]	PwrAbs [dBm]	ΔLimit [dB]
30.000 M	1.000 G	100.00 k	38.245000 M	-50.63	-37.63

Date: 31.MAR.2014 17:41:48

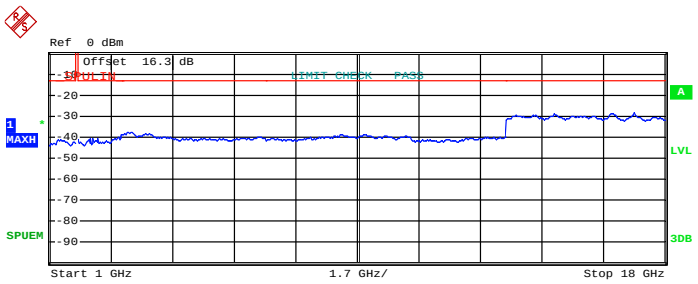

Start [Hz]	Stop [Hz]	RBW [Hz]	Freq [Hz]	PwrAbs [dBm]	ΔLimit [dB]
1.000 G	1.698 G	1.00 M	1.228246 G	-40.96	-27.96
1.768 G	3.000 G	1.00 M	2.998152 G	-38.97	-25.97
3.000 G	7.000 G	1.00 M	3.182000 G	-37.48	-24.48
7.000 G	13.600 G	1.00 M	9.098800 G	-38.82	-25.82
13.600 G	18.000 G	1.00 M	17.150800 G	-28.64	-15.64

Date: 31.MAR.2014 17:41:30

16QAM (RB Size 1, RB Offset 0)

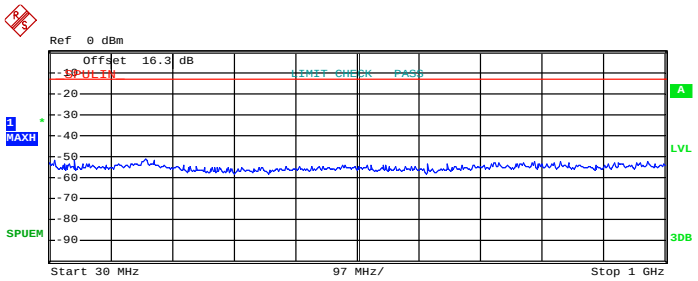

Start [Hz]	Stop [Hz]	RBW [Hz]	Freq [Hz]	PwrAbs [dBm]	ΔLimit [dB]
30.000 M	1.000 G	100.00 k	180.350000 M	-50.92	-37.92

Date: 31.MAR.2014 17:42:01

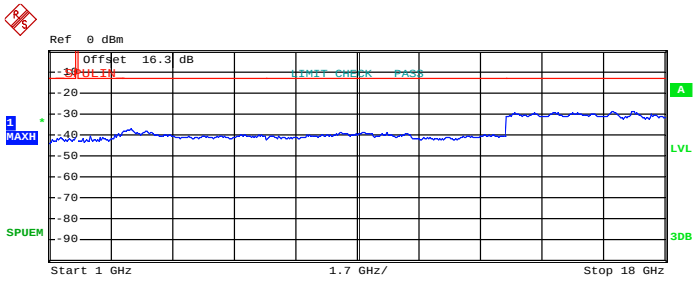

Start [Hz]	Stop [Hz]	RBW [Hz]	Freq [Hz]	PwrAbs [dBm]	ΔLimit [dB]
1.000 G	1.698 G	1.00 M	1.697651 G	-41.23	-28.23
1.768 G	3.000 G	1.00 M	2.893432 G	-39.63	-26.63
3.000 G	7.000 G	1.00 M	3.238000 G	-37.17	-24.17
7.000 G	13.600 G	1.00 M	9.659800 G	-38.97	-25.97
13.600 G	18.000 G	1.00 M	17.150800 G	-28.70	-15.70

Date: 31.MAR.2014 17:41:20

Band :	LTE Band 4	Channel :	CH20325 (High)
Band Width :	15MHz		

QPSK (RB Size 1, RB Offset 0)

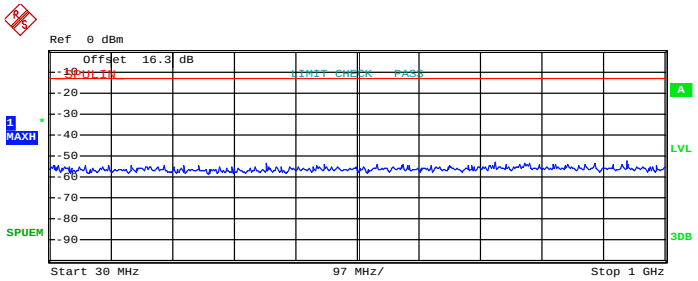

Start [Hz]	Stop [Hz]	RBW [Hz]	Freq [Hz]	PwrAbs [dBm]	ΔLimit [dB]
30.000 M	1.000 G	100.00 k	938.890000 M	-52.39	-39.39

Date: 31.MAR.2014 17:42:38

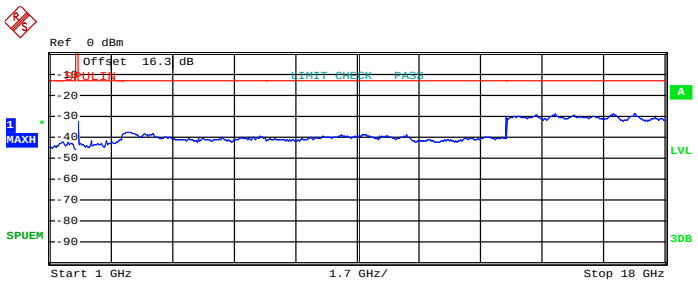

Start [Hz]	Stop [Hz]	RBW [Hz]	Freq [Hz]	PwrAbs [dBm]	ΔLimit [dB]
1.000 G	1.698 G	1.00 M	1.497674 G	-42.49	-29.49
1.768 G	3.000 G	1.00 M	1.769232 G	-33.57	-20.57
3.000 G	7.000 G	1.00 M	3.252000 G	-37.56	-24.56
7.000 G	13.600 G	1.00 M	9.062500 G	-38.83	-25.83
13.600 G	18.000 G	1.00 M	14.979400 G	-28.86	-15.86

Date: 31.MAR.2014 17:42:58

16QAM (RB Size 1, RB Offset 0)

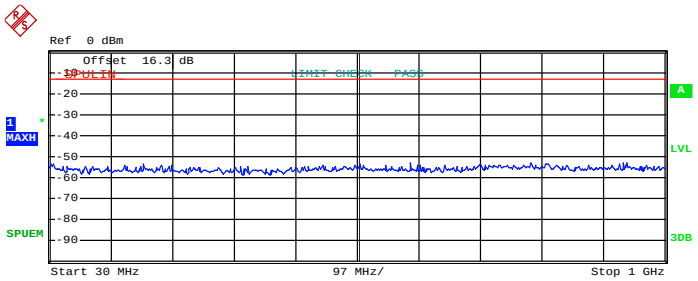

Start [Hz]	Stop [Hz]	RBW [Hz]	Freq [Hz]	PwrAbs [dBm]	ΔLimit [dB]
30.000 M	1.000 G	100.00 k	939.375000 M	-52.92	-39.92

Date: 31.MAR.2014 17:42:30

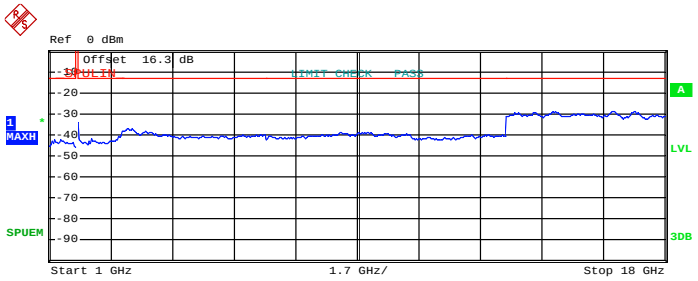

Start [Hz]	Stop [Hz]	RBW [Hz]	Freq [Hz]	PwrAbs [dBm]	ΔLimit [dB]
1.000 G	1.698 G	1.00 M	1.292811 G	-42.18	-29.18
1.768 G	3.000 G	1.00 M	1.768616 G	-35.90	-22.90
3.000 G	7.000 G	1.00 M	3.292000 G	-37.16	-24.16
7.000 G	13.600 G	1.00 M	9.640000 G	-38.71	-25.71
13.600 G	18.000 G	1.00 M	16.598600 G	-28.72	-15.72

Date: 31.MAR.2014 17:43:08

Band :	LTE Band 4	Channel :	CH20050 (Low)
Band Width :	20MHz		

QPSK (RB Size 1, RB Offset 0)

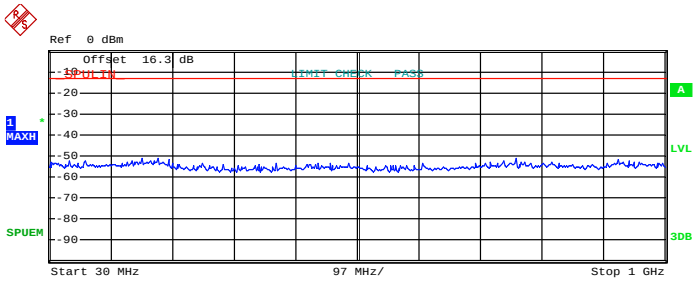

Start [Hz]	Stop [Hz]	RBW [Hz]	Freq [Hz]	PwrAbs [dBm]	ΔLimit [dB]
30.000 M	1.000 G	100.00 k	175.985000 M	-51.36	-38.36

Date: 31.MAR.2014 18:01:38

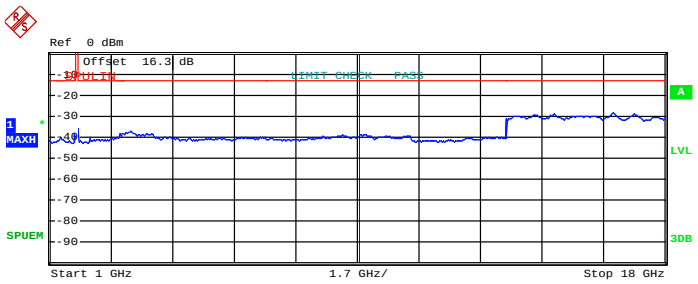

Start [Hz]	Stop [Hz]	RBW [Hz]	Freq [Hz]	PwrAbs [dBm]	ΔLimit [dB]
1.000 G	1.698 G	1.00 M	1.696255 G	-38.38	-25.38
1.768 G	3.000 G	1.00 M	1.771080 G	-36.02	-23.02
3.000 G	7.000 G	1.00 M	3.236000 G	-37.37	-24.37
7.000 G	13.600 G	1.00 M	9.075700 G	-38.75	-25.75
13.600 G	18.000 G	1.00 M	16.581000 G	-28.43	-15.43

Date: 31.MAR.2014 18:01:20

16QAM (RB Size 1, RB Offset 0)

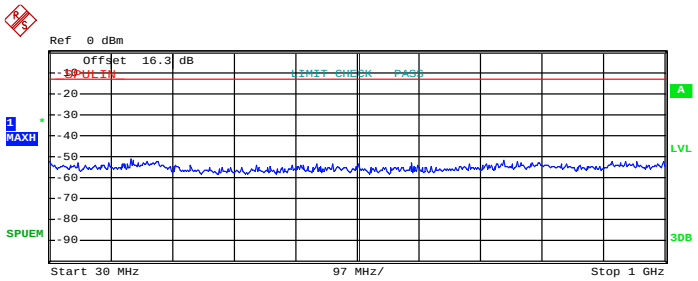

Start [Hz]	Stop [Hz]	RBW [Hz]	Freq [Hz]	PwrAbs [dBm]	ΔLimit [dB]
30.000 M	1.000 G	100.00 k	157.555000 M	-51.42	-38.42

Date: 31.MAR.2014 18:01:47

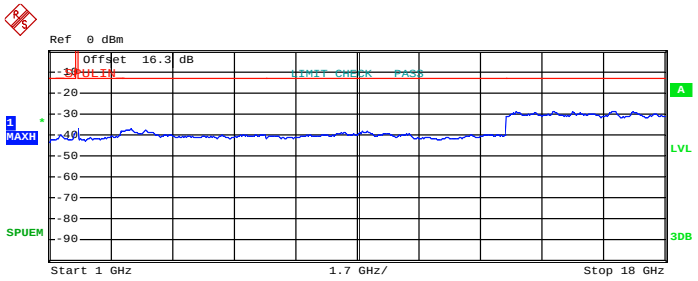

Start [Hz]	Stop [Hz]	RBW [Hz]	Freq [Hz]	PwrAbs [dBm]	ΔLimit [dB]
1.000 G	1.698 G	1.00 M	1.696953 G	-38.66	-25.66
1.768 G	3.000 G	1.00 M	1.770464 G	-37.13	-24.13
3.000 G	7.000 G	1.00 M	3.230000 G	-37.26	-24.26
7.000 G	13.600 G	1.00 M	9.752200 G	-38.54	-25.54
13.600 G	18.000 G	1.00 M	16.607400 G	-28.75	-15.75

Date: 31.MAR.2014 18:01:03

Band :	LTE Band 4	Channel :	CH20175 (Middle)
Band Width :	20MHz		

QPSK (RB Size 1, RB Offset 0)

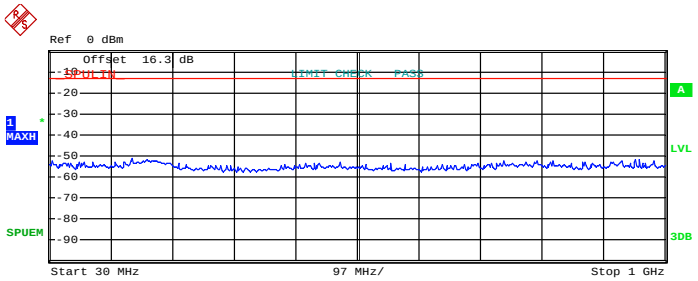

Start [Hz]	Stop [Hz]	RBW [Hz]	Freq [Hz]	PwrAbs [dBm]	ΔLimit [dB]
30.000 M	1.000 G	100.00 k	159.980000 M	-51.45	-38.45

Date: 31.MAR.2014 18:03:01

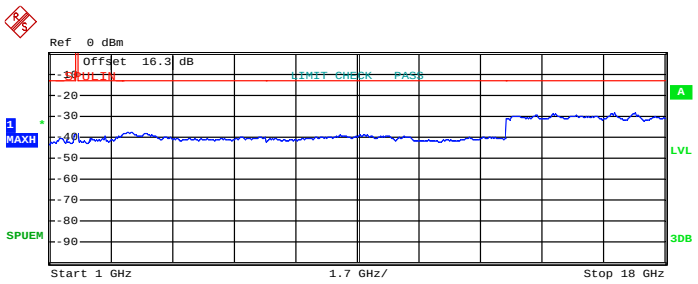

Start [Hz]	Stop [Hz]	RBW [Hz]	Freq [Hz]	PwrAbs [dBm]	ΔLimit [dB]
1.000 G	1.698 G	1.00 M	1.694859 G	-39.00	-26.00
1.768 G	3.000 G	1.00 M	1.769848 G	-38.58	-25.58
3.000 G	7.000 G	1.00 M	3.172000 G	-37.57	-24.57
7.000 G	13.600 G	1.00 M	9.692800 G	-38.76	-25.76
13.600 G	18.000 G	1.00 M	17.194800 G	-28.57	-15.57

Date: 31.MAR.2014 18:03:44

16QAM (RB Size 1, RB Offset 0)

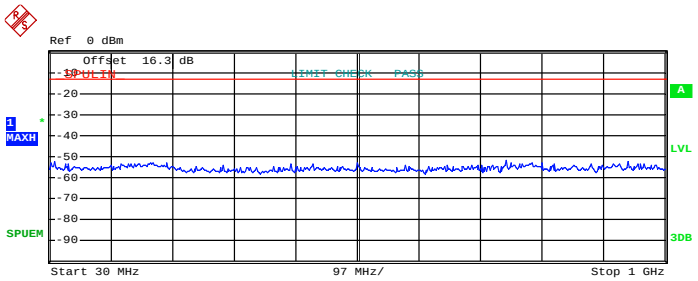

Start [Hz]	Stop [Hz]	RBW [Hz]	Freq [Hz]	PwrAbs [dBm]	ΔLimit [dB]
30.000 M	1.000 G	100.00 k	748.770000 M	-51.58	-38.58

Date: 31.MAR.2014 18:35:51

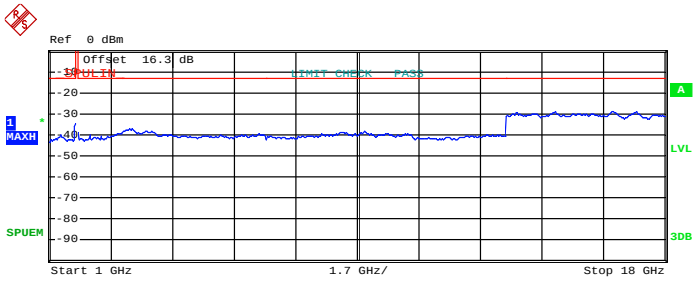

Start [Hz]	Stop [Hz]	RBW [Hz]	Freq [Hz]	PwrAbs [dBm]	ΔLimit [dB]
1.000 G	1.698 G	1.00 M	1.696953 G	-34.70	-21.70
1.768 G	3.000 G	1.00 M	1.768616 G	-39.11	-26.11
3.000 G	7.000 G	1.00 M	3.192000 G	-37.23	-24.23
7.000 G	13.600 G	1.00 M	9.689500 G	-38.56	-25.56
13.600 G	18.000 G	1.00 M	14.964000 G	-29.01	-16.01

Date: 31.MAR.2014 18:04:04

Band :	LTE Band 4	Channel :	CH20300 (High)
Band Width :	20MHz		

QPSK (RB Size 1, RB Offset 0)

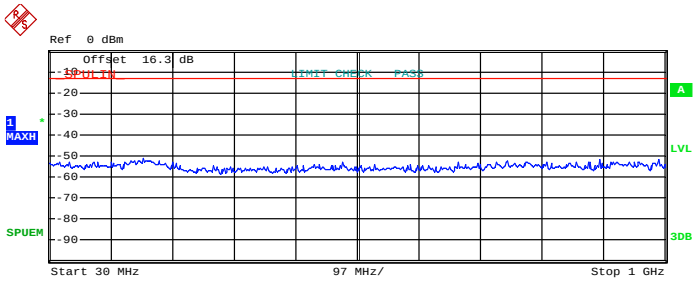

Start [Hz]	Stop [Hz]	RBW [Hz]	Freq [Hz]	PwrAbs [dBm]	ΔLimit [dB]
30.000 M	1.000 G	100.00 k	177.440000 M	-51.36	-38.36

Date: 31.MAR.2014 18:05:11

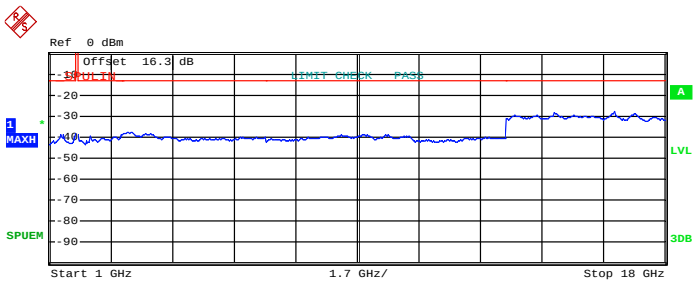

Start [Hz]	Stop [Hz]	RBW [Hz]	Freq [Hz]	PwrAbs [dBm]	ΔLimit [dB]
1.000 G	1.698 G	1.00 M	1.696953 G	-38.38	-25.38
1.768 G	3.000 G	1.00 M	3.000000 G	-38.63	-25.63
3.000 G	7.000 G	1.00 M	3.172000 G	-37.56	-24.56
7.000 G	13.600 G	1.00 M	9.699400 G	-38.64	-25.64
13.600 G	18.000 G	1.00 M	16.603000 G	-28.04	-15.04

Date: 31.MAR.2014 18:04:33

16QAM (RB Size 1, RB Offset 0)

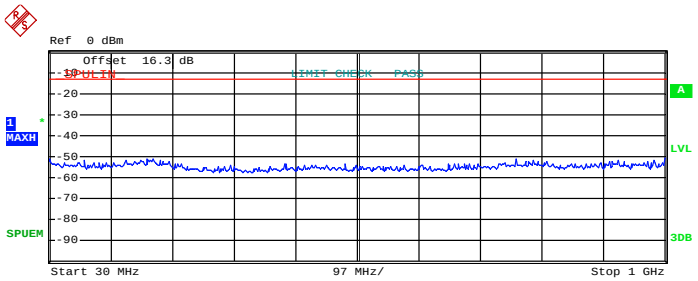

Start [Hz]	Stop [Hz]	RBW [Hz]	Freq [Hz]	PwrAbs [dBm]	ΔLimit [dB]
30.000 M	1.000 G	100.00 k	999.030000 M	-50.58	-37.58

Date: 31.MAR.2014 18:05:03

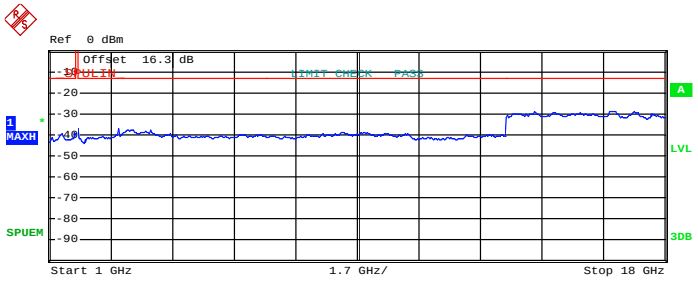

Start [Hz]	Stop [Hz]	RBW [Hz]	Freq [Hz]	PwrAbs [dBm]	ΔLimit [dB]
1.000 G	1.698 G	1.00 M	1.696255 G	-38.61	-25.61
1.768 G	3.000 G	1.00 M	2.894664 G	-36.95	-23.95
3.000 G	7.000 G	1.00 M	3.302000 G	-37.53	-24.53
7.000 G	13.600 G	1.00 M	9.590500 G	-38.73	-25.73
13.600 G	18.000 G	1.00 M	17.139800 G	-28.92	-15.92

Date: 31.MAR.2014 18:04:45

Band :	LTE Band 7	Channel :	CH20775 (Low)
Band Width :	5MHz		

QPSK (RB Size 1, RB Offset 24)

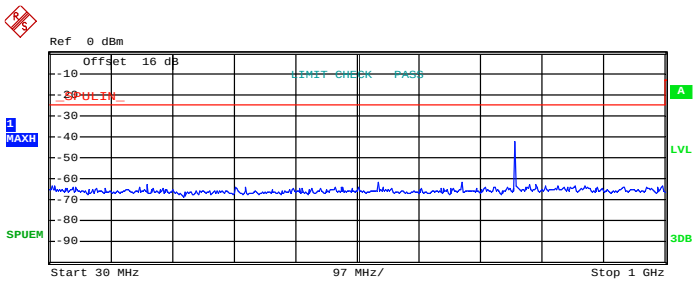

Start [Hz]	Stop [Hz]	RBW [Hz]	Freq [Hz]	PwrAbs [dBm]	ΔLimit [dB]
30.000 M	1.000 G	100.00 k	762.350000 M	-42.54	-17.54

Date: 4.APR.2014 00:00:01

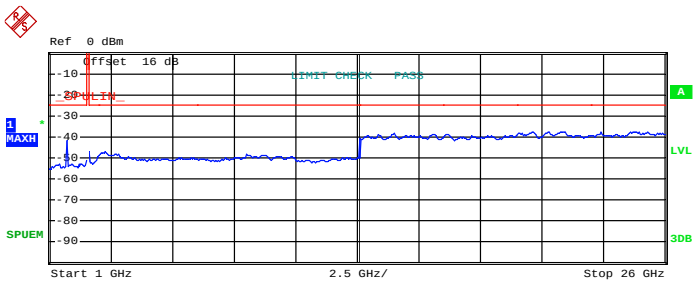

Start [Hz]	Stop [Hz]	RBW [Hz]	Freq [Hz]	PwrAbs [dBm]	ΔLimit [dB]
1.000 G	2.491 G	1.00 M	1.691824 G	-42.02	-17.02
2.583 G	3.000 G	1.00 M	2.623658 G	-47.36	-22.36
3.000 G	7.000 G	1.00 M	3.224000 G	-47.25	-22.25
7.000 G	13.600 G	1.00 M	9.003100 G	-48.35	-23.35
13.600 G	17.000 G	1.00 M	14.977000 G	-38.19	-13.19
17.000 G	20.000 G	1.00 M	17.145500 G	-38.63	-13.63
20.000 G	23.000 G	1.00 M	21.833000 G	-37.43	-12.43
23.000 G	26.000 G	1.00 M	24.681500 G	-37.54	-12.54

Date: 3.APR.2014 23:21:36

16QAM (RB Size 1, RB Offset 24)

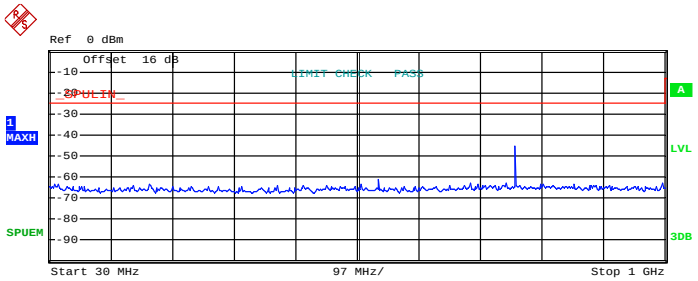

Start [Hz]	Stop [Hz]	RBW [Hz]	Freq [Hz]	PwrAbs [dBm]	ΔLimit [dB]
30.000 M	1.000 G	100.00 k	762.350000 M	-45.09	-20.09

Date: 3.APR.2014 23:59:51

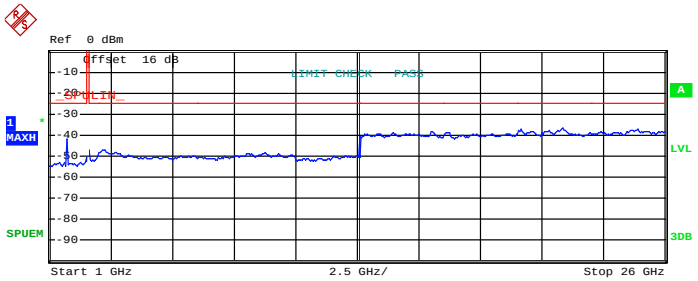

Start [Hz]	Stop [Hz]	RBW [Hz]	Freq [Hz]	PwrAbs [dBm]	ΔLimit [dB]
1.000 G	2.491 G	1.00 M	1.691824 G	-41.62	-16.62
2.583 G	3.000 G	1.00 M	2.620947 G	-47.16	-22.16
3.000 G	7.000 G	1.00 M	3.240000 G	-47.17	-22.17
7.000 G	13.600 G	1.00 M	9.762100 G	-48.40	-23.40
13.600 G	17.000 G	1.00 M	16.571600 G	-38.23	-13.23
17.000 G	20.000 G	1.00 M	17.145500 G	-38.61	-13.61
20.000 G	23.000 G	1.00 M	21.824000 G	-36.66	-11.66
23.000 G	26.000 G	1.00 M	24.887000 G	-37.22	-12.22

Date: 3.APR.2014 23:21:54

Band :	LTE Band 7	Channel :	CH21100 (Middle)
Band Width :	5MHz		

QPSK (RB Size 1, RB Offset 24)

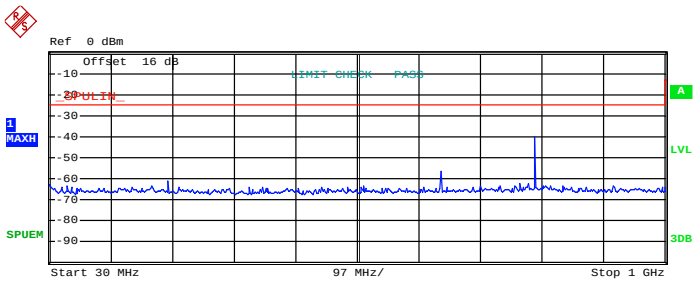

Start [Hz]	Stop [Hz]	RBW [Hz]	Freq [Hz]	PwrAbs [dBm]	ΔLimit [dB]
30.000 M	1.000 G	100.00 k	794.845000 M	-39.89	-14.89

Date: 3.APR.2014 23:58:45

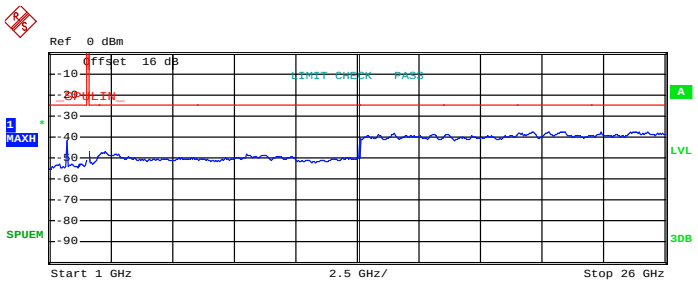

Start [Hz]	Stop [Hz]	RBW [Hz]	Freq [Hz]	PwrAbs [dBm]	ΔLimit [dB]
1.000 G	2.491 G	1.00 M	1.691824 G	-42.02	-17.02
2.583 G	3.000 G	1.00 M	2.623658 G	-47.36	-22.36
3.000 G	7.000 G	1.00 M	3.224000 G	-47.25	-22.25
7.000 G	13.600 G	1.00 M	9.003100 G	-48.35	-23.35
13.600 G	17.000 G	1.00 M	14.977000 G	-38.19	-13.19
17.000 G	20.000 G	1.00 M	17.145500 G	-38.63	-13.63
20.000 G	23.000 G	1.00 M	21.833000 G	-37.43	-12.43
23.000 G	26.000 G	1.00 M	24.681500 G	-37.54	-12.54

Date: 3.APR.2014 23:21:36

16QAM (RB Size 1, RB Offset 24)

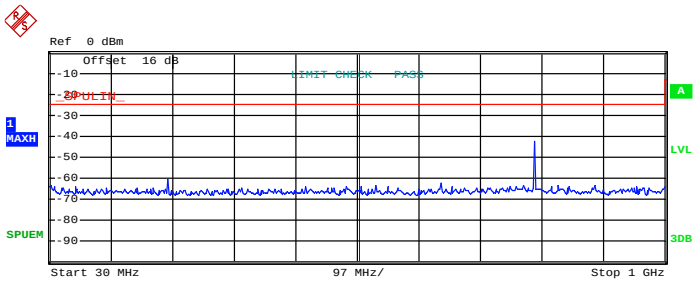

Start [Hz]	Stop [Hz]	RBW [Hz]	Freq [Hz]	PwrAbs [dBm]	ΔLimit [dB]
30.000 M	1.000 G	100.00 k	794.845000 M	-42.29	-17.29

Date: 3.APR.2014 23:58:32

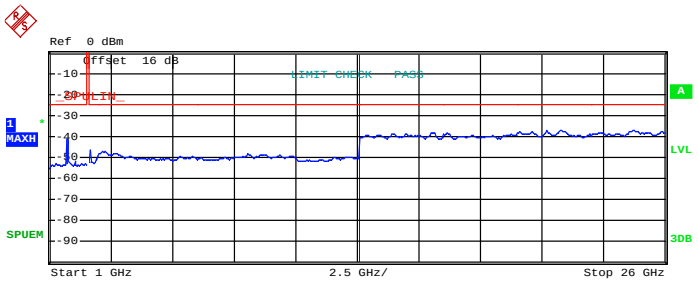

Start [Hz]	Stop [Hz]	RBW [Hz]	Freq [Hz]	PwrAbs [dBm]	ΔLimit [dB]
1.000 G	2.491 G	1.00 M	1.723880 G	-41.11	-16.11
2.583 G	3.000 G	1.00 M	2.654516 G	-46.70	-21.70
3.000 G	7.000 G	1.00 M	3.228000 G	-47.17	-22.17
7.000 G	13.600 G	1.00 M	9.055900 G	-48.36	-23.36
13.600 G	17.000 G	1.00 M	16.605600 G	-38.26	-13.26
17.000 G	20.000 G	1.00 M	17.153000 G	-38.48	-13.48
20.000 G	23.000 G	1.00 M	21.765500 G	-36.98	-11.98
23.000 G	26.000 G	1.00 M	24.698000 G	-37.25	-12.25

Date: 3.APR.2014 23:20:46

Band :	LTE Band 7	Channel :	CH21425 (High)
Band Width :	5MHz		

QPSK (RB Size 1, RB Offset 24)

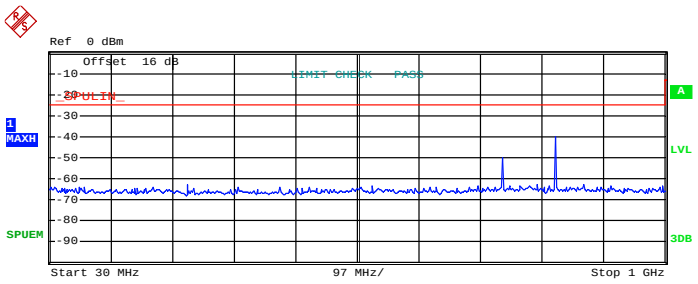

Start [Hz]	Stop [Hz]	RBW [Hz]	Freq [Hz]	PwrAbs [dBm]	ΔLimit [dB]
30.000 M	1.000 G	100.00 k	827.340000 M	-40.34	-15.34

Date: 3.APR.2014 23:59:10

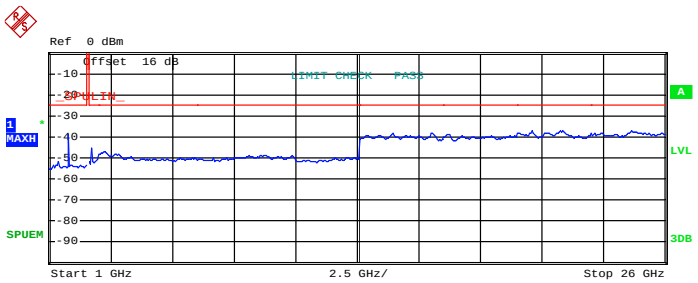

Start [Hz]	Stop [Hz]	RBW [Hz]	Freq [Hz]	PwrAbs [dBm]	ΔLimit [dB]
1.000 G	2.491 G	1.00 M	1.756682 G	-38.61	-13.61
2.583 G	3.000 G	1.00 M	2.687041 G	-45.39	-20.39
3.000 G	7.000 G	1.00 M	3.180000 G	-47.17	-22.17
7.000 G	13.600 G	1.00 M	9.610300 G	-48.70	-23.70
13.600 G	17.000 G	1.00 M	14.956600 G	-38.27	-13.27
17.000 G	20.000 G	1.00 M	17.145500 G	-38.84	-13.84
20.000 G	23.000 G	1.00 M	21.728000 G	-37.18	-12.18
23.000 G	26.000 G	1.00 M	24.653000 G	-37.08	-12.08

Date: 3.APR.2014 23:23:46

16QAM (RB Size 1, RB Offset 24)

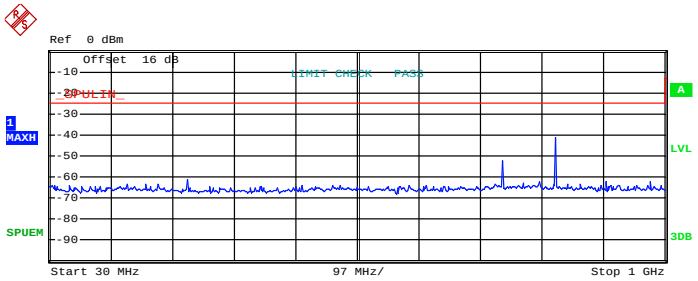

Start [Hz]	Stop [Hz]	RBW [Hz]	Freq [Hz]	PwrAbs [dBm]	ΔLimit [dB]
30.000 M	1.000 G	100.00 k	827.340000 M	-41.18	-16.18

Date: 3.APR.2014 23:59:22

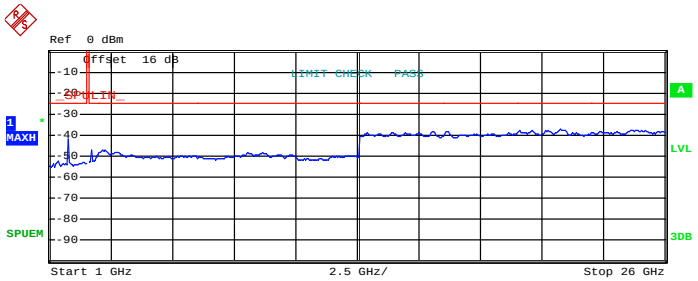

Start [Hz]	Stop [Hz]	RBW [Hz]	Freq [Hz]	PwrAbs [dBm]	ΔLimit [dB]
1.000 G	2.491 G	1.00 M	1.756682 G	-41.85	-16.85
2.583 G	3.000 G	1.00 M	2.688501 G	-47.23	-22.23
3.000 G	7.000 G	1.00 M	3.166000 G	-47.09	-22.09
7.000 G	13.600 G	1.00 M	9.065800 G	-48.46	-23.46
13.600 G	17.000 G	1.00 M	16.607300 G	-38.14	-13.14
17.000 G	20.000 G	1.00 M	17.151500 G	-38.19	-13.19
20.000 G	23.000 G	1.00 M	21.767000 G	-37.41	-12.41
23.000 G	26.000 G	1.00 M	24.815000 G	-37.45	-12.45

Date: 3.APR.2014 23:23:30

Band :	LTE Band 7	Channel :	CH20800 (Low)
Band Width :	10MHz		

QPSK (RB Size 1, RB Offset 49)

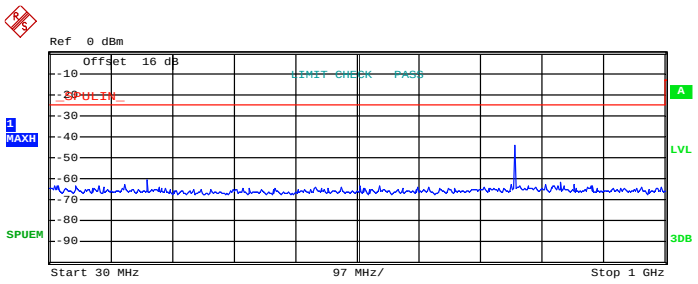

Start [Hz]	Stop [Hz]	RBW [Hz]	Freq [Hz]	PwrAbs [dBm]	ΔLimit [dB]
30.000 M	1.000 G	100.00 k	762.835000 M	-44.06	-19.06

Date: 3.APR.2014 23:57:23

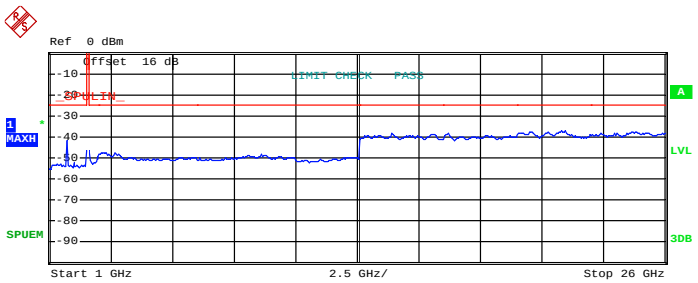

Start [Hz]	Stop [Hz]	RBW [Hz]	Freq [Hz]	PwrAbs [dBm]	ΔLimit [dB]
1.000 G	2.491 G	1.00 M	1.691824 G	-41.57	-16.57
2.583 G	3.000 G	1.00 M	2.622198 G	-46.27	-21.27
3.000 G	7.000 G	1.00 M	3.110000 G	-47.42	-22.42
7.000 G	13.600 G	1.00 M	9.603700 G	-48.26	-23.26
13.600 G	17.000 G	1.00 M	14.905600 G	-38.35	-13.35
17.000 G	20.000 G	1.00 M	17.195000 G	-38.21	-13.21
20.000 G	23.000 G	1.00 M	21.953000 G	-37.07	-12.07
23.000 G	26.000 G	1.00 M	24.690500 G	-37.72	-12.72

Date: 3.APR.2014 23:29:08

16QAM (RB Size 1, RB Offset 49)

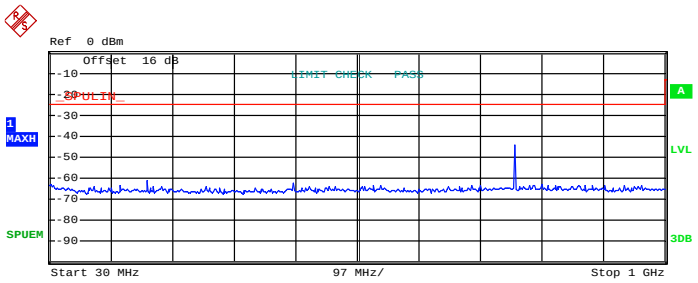

Start [Hz]	Stop [Hz]	RBW [Hz]	Freq [Hz]	PwrAbs [dBm]	ΔLimit [dB]
30.000 M	1.000 G	100.00 k	762.835000 M	-44.37	-19.37

Date: 3.APR.2014 23:57:35

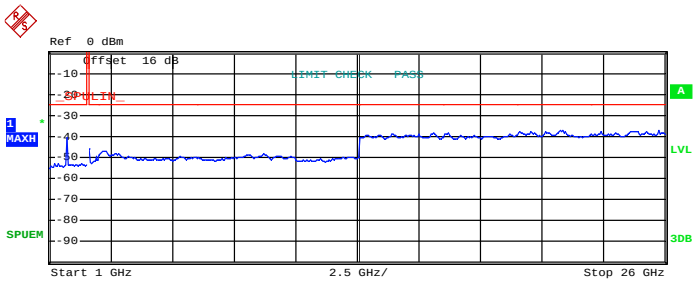

Start [Hz]	Stop [Hz]	RBW [Hz]	Freq [Hz]	PwrAbs [dBm]	ΔLimit [dB]
1.000 G	2.491 G	1.00 M	1.691824 G	-40.51	-15.51
2.583 G	3.000 G	1.00 M	2.622198 G	-45.73	-20.73
3.000 G	7.000 G	1.00 M	3.242000 G	-46.91	-21.91
7.000 G	13.600 G	1.00 M	9.706000 G	-48.31	-23.31
13.600 G	17.000 G	1.00 M	16.588600 G	-38.14	-13.14
17.000 G	20.000 G	1.00 M	17.216000 G	-38.47	-13.47
20.000 G	23.000 G	1.00 M	21.845000 G	-37.35	-12.35
23.000 G	26.000 G	1.00 M	25.752500 G	-37.27	-12.27

Date: 3.APR.2014 23:28:49

Band :	LTE Band 7	Channel :	CH21100 (Middle)
Band Width :	10MHz		

QPSK (RB Size 1, RB Offset 49)

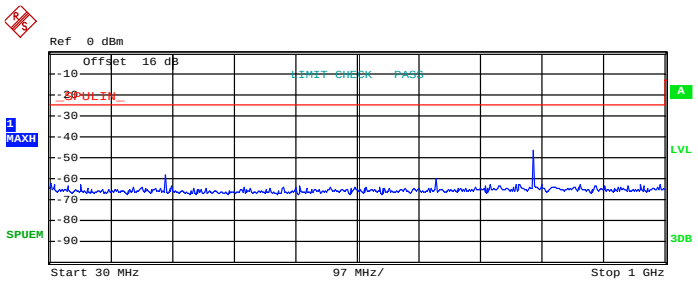

Start [Hz]	Stop [Hz]	RBW [Hz]	Freq [Hz]	PwrAbs [dBm]	ΔLimit [dB]
30.000 M	1.000 G	100.00 k	792.420000 M	-46.24	-21.24

Date: 3.APR.2014 23:56:03

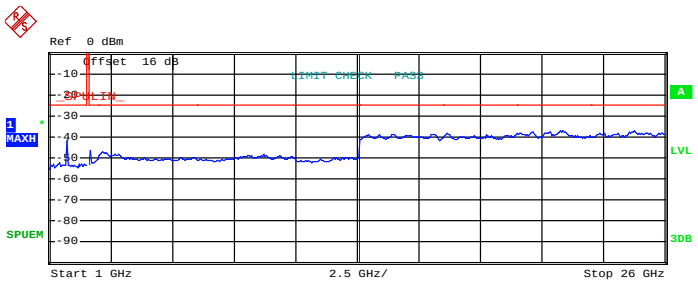

Start [Hz]	Stop [Hz]	RBW [Hz]	Freq [Hz]	PwrAbs [dBm]	ΔLimit [dB]
1.000 G	2.491 G	1.00 M	1.721644 G	-41.62	-16.62
2.583 G	3.000 G	1.00 M	2.653890 G	-46.59	-21.59
3.000 G	7.000 G	1.00 M	3.140000 G	-47.25	-22.25
7.000 G	13.600 G	1.00 M	9.699400 G	-48.51	-23.51
13.600 G	17.000 G	1.00 M	16.559700 G	-38.62	-13.62
17.000 G	20.000 G	1.00 M	17.144000 G	-38.44	-13.44
20.000 G	23.000 G	1.00 M	21.725000 G	-37.18	-12.18
23.000 G	26.000 G	1.00 M	24.765500 G	-37.40	-12.40

Date: 3.APR.2014 23:30:00

16QAM (RB Size 1, RB Offset 49)

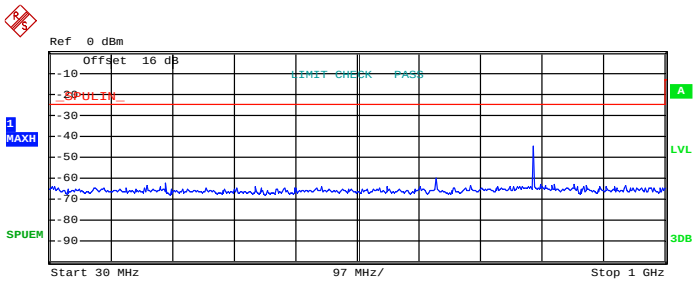

Start [Hz]	Stop [Hz]	RBW [Hz]	Freq [Hz]	PwrAbs [dBm]	ΔLimit [dB]
30.000 M	1.000 G	100.00 k	792.420000 M	-44.63	-19.63

Date: 3.APR.2014 23:56:19

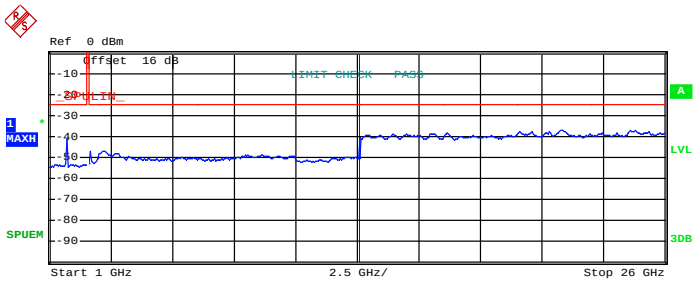

Start [Hz]	Stop [Hz]	RBW [Hz]	Freq [Hz]	PwrAbs [dBm]	ΔLimit [dB]
1.000 G	2.491 G	1.00 M	1.722390 G	-41.43	-16.43
2.583 G	3.000 G	1.00 M	2.657434 G	-47.01	-22.01
3.000 G	7.000 G	1.00 M	3.188000 G	-46.88	-21.88
7.000 G	13.600 G	1.00 M	9.022900 G	-48.78	-23.78
13.600 G	17.000 G	1.00 M	16.501900 G	-38.65	-13.65
17.000 G	20.000 G	1.00 M	17.166500 G	-38.10	-13.10
20.000 G	23.000 G	1.00 M	21.741500 G	-37.17	-12.17
23.000 G	26.000 G	1.00 M	24.821000 G	-37.03	-12.03

Date: 3.APR.2014 23:30:16

Band :	LTE Band 7	Channel :	CH21400 (High)
Band Width :	10MHz		

QPSK (RB Size 1, RB Offset 49)

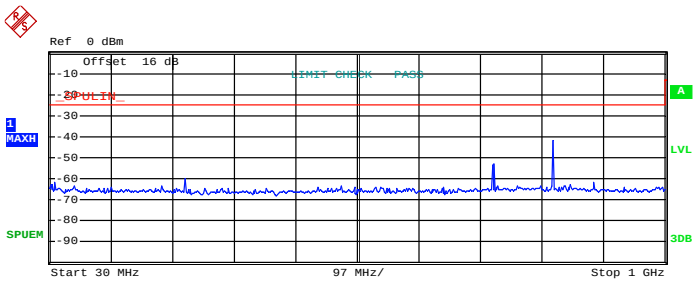

Start [Hz]	Stop [Hz]	RBW [Hz]	Freq [Hz]	PwrAbs [dBm]	ΔLimit [dB]
30.000 M	1.000 G	100.00 k	822.490000 M	-41.84	-16.84

Date: 3.APR.2014 23:56:56

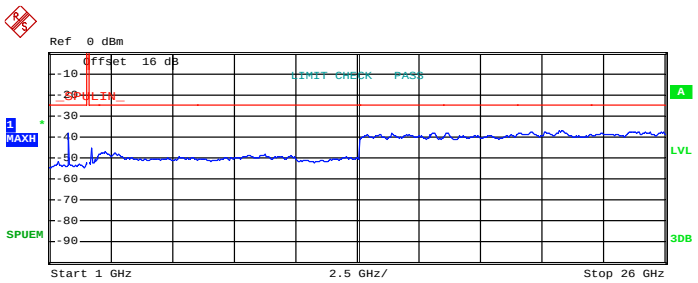

Start [Hz]	Stop [Hz]	RBW [Hz]	Freq [Hz]	PwrAbs [dBm]	ΔLimit [dB]
1.000 G	2.491 G	1.00 M	1.752210 G	-38.52	-13.52
2.583 G	3.000 G	1.00 M	2.684957 G	-45.55	-20.55
3.000 G	7.000 G	1.00 M	3.262000 G	-47.07	-22.07
7.000 G	13.600 G	1.00 M	9.722500 G	-48.28	-23.28
13.600 G	17.000 G	1.00 M	16.590300 G	-38.25	-13.25
17.000 G	20.000 G	1.00 M	17.118500 G	-38.16	-13.16
20.000 G	23.000 G	1.00 M	21.686000 G	-36.95	-11.95
23.000 G	26.000 G	1.00 M	24.716000 G	-37.44	-12.44

Date: 3.APR.2014 23:26:42

16QAM (RB Size 1, RB Offset 49)

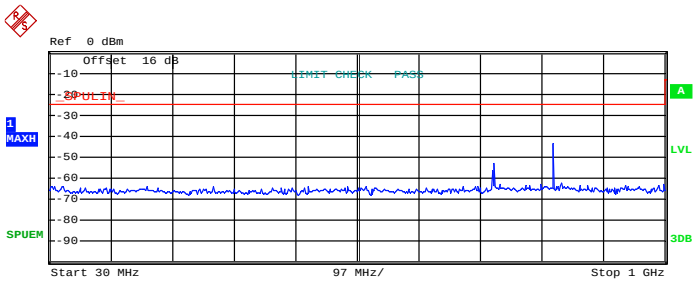

Start [Hz]	Stop [Hz]	RBW [Hz]	Freq [Hz]	PwrAbs [dBm]	ΔLimit [dB]
30.000 M	1.000 G	100.00 k	822.490000 M	-43.81	-18.81

Date: 3.APR.2014 23:56:44

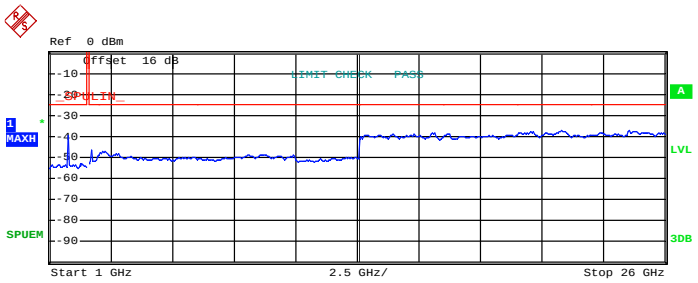

Start [Hz]	Stop [Hz]	RBW [Hz]	Freq [Hz]	PwrAbs [dBm]	ΔLimit [dB]
1.000 G	2.491 G	1.00 M	1.752210 G	-39.59	-14.59
2.583 G	3.000 G	1.00 M	2.687876 G	-46.60	-21.60
3.000 G	7.000 G	1.00 M	3.166000 G	-47.22	-22.22
7.000 G	13.600 G	1.00 M	9.814900 G	-48.94	-23.94
13.600 G	17.000 G	1.00 M	16.636200 G	-38.39	-13.39
17.000 G	20.000 G	1.00 M	17.141000 G	-38.96	-13.96
20.000 G	23.000 G	1.00 M	21.813500 G	-37.42	-12.42
23.000 G	26.000 G	1.00 M	24.555500 G	-37.41	-12.41

Date: 3.APR.2014 23:27:04

Band :	LTE Band 7	Channel :	CH20825 (Low)
Band Width :	15MHz		

QPSK (RB Size 1, RB Offset 74)

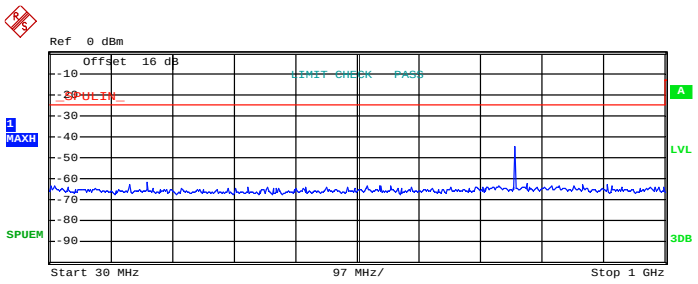

Start [Hz]	Stop [Hz]	RBW [Hz]	Freq [Hz]	PwrAbs [dBm]	ΔLimit [dB]
30.000 M	1.000 G	100.00 k	762.835000 M	-44.67	-19.67

Date: 3.APR.2014 23:55:33

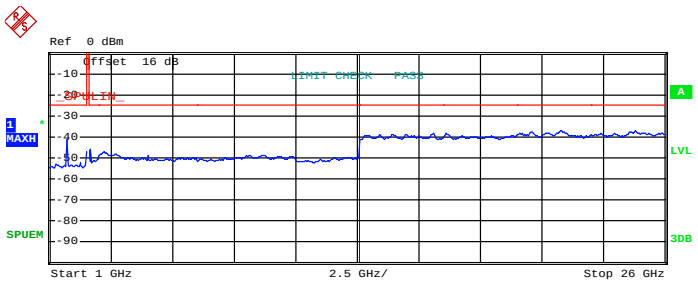

Start [Hz]	Stop [Hz]	RBW [Hz]	Freq [Hz]	PwrAbs [dBm]	ΔLimit [dB]
1.000 G	2.491 G	1.00 M	1.692570 G	-40.96	-15.96
2.583 G	3.000 G	1.00 M	2.632206 G	-45.88	-20.88
3.000 G	7.000 G	1.00 M	3.202000 G	-47.32	-22.32
7.000 G	13.600 G	1.00 M	9.626800 G	-48.64	-23.64
13.600 G	17.000 G	1.00 M	16.619200 G	-38.29	-13.29
17.000 G	20.000 G	1.00 M	17.121500 G	-38.54	-13.54
20.000 G	23.000 G	1.00 M	21.782000 G	-37.20	-12.20
23.000 G	26.000 G	1.00 M	24.780500 G	-37.02	-12.02

Date: 3.APR.2014 23:34:44

16QAM (RB Size 1, RB Offset 74)

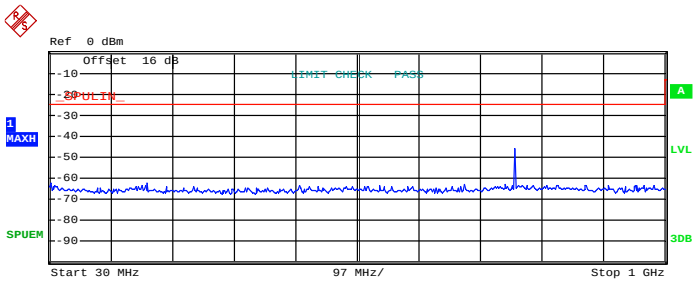

Start [Hz]	Stop [Hz]	RBW [Hz]	Freq [Hz]	PwrAbs [dBm]	ΔLimit [dB]
30.000 M	1.000 G	100.00 k	762.835000 M	-45.87	-20.87

Date: 3.APR.2014 23:55:19

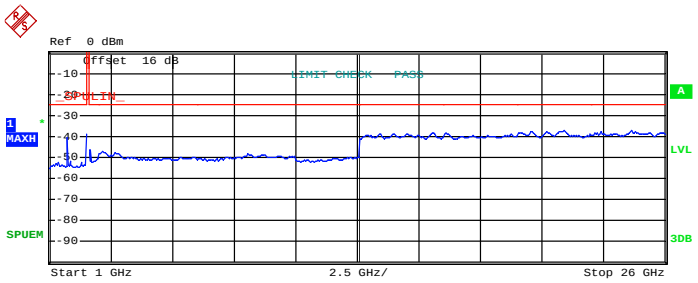

Start [Hz]	Stop [Hz]	RBW [Hz]	Freq [Hz]	PwrAbs [dBm]	ΔLimit [dB]
1.000 G	2.491 G	1.00 M	2.488018 G	-39.15	-14.15
2.583 G	3.000 G	1.00 M	2.622406 G	-46.38	-21.38
3.000 G	7.000 G	1.00 M	3.142000 G	-47.19	-22.19
7.000 G	13.600 G	1.00 M	9.069100 G	-48.43	-23.43
13.600 G	17.000 G	1.00 M	16.546100 G	-38.19	-13.19
17.000 G	20.000 G	1.00 M	17.123000 G	-38.39	-13.39
20.000 G	23.000 G	1.00 M	21.875000 G	-36.86	-11.86
23.000 G	26.000 G	1.00 M	24.638000 G	-37.14	-12.14

Date: 3.APR.2014 23:34:59

Band :	LTE Band 7	Channel :	CH21100 (Middle)
Band Width :	15MHz		

QPSK (RB Size 1, RB Offset 74)

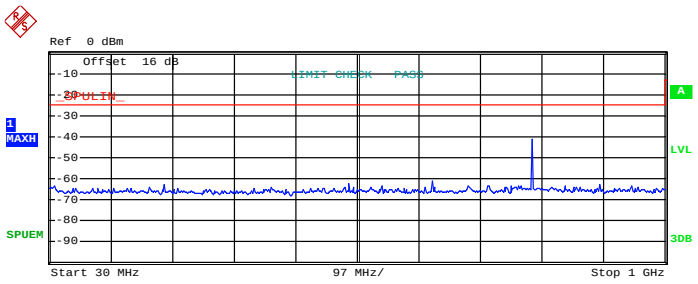

Start [Hz]	Stop [Hz]	RBW [Hz]	Freq [Hz]	PwrAbs [dBm]	ΔLimit [dB]
30.000 M	1.000 G	100.00 k	790.480000 M	-41.46	-16.46

Date: 3.APR.2014 23:54:20

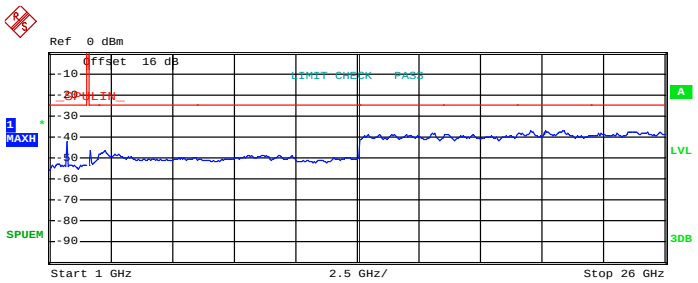

Start [Hz]	Stop [Hz]	RBW [Hz]	Freq [Hz]	PwrAbs [dBm]	ΔLimit [dB]
1.000 G	2.491 G	1.00 M	1.720153 G	-42.65	-17.65
2.583 G	3.000 G	1.00 M	2.654307 G	-46.52	-21.52
3.000 G	7.000 G	1.00 M	3.248000 G	-46.53	-21.53
7.000 G	13.600 G	1.00 M	9.696100 G	-48.57	-23.57
13.600 G	17.000 G	1.00 M	16.547800 G	-38.29	-13.29
17.000 G	20.000 G	1.00 M	17.174000 G	-38.61	-13.61
20.000 G	23.000 G	1.00 M	20.565500 G	-37.05	-12.05
23.000 G	26.000 G	1.00 M	24.635000 G	-37.51	-12.51

Date: 3.APR.2014 23:33:26

16QAM (RB Size 1, RB Offset 74)

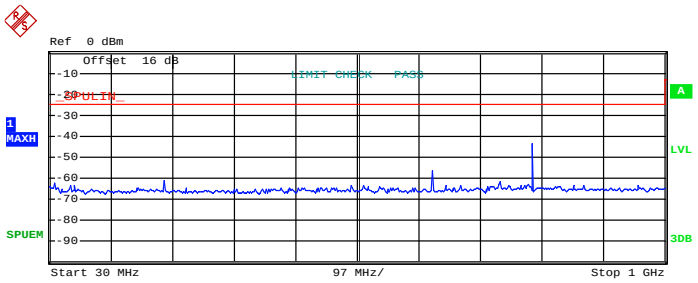

Start [Hz]	Stop [Hz]	RBW [Hz]	Freq [Hz]	PwrAbs [dBm]	ΔLimit [dB]
30.000 M	1.000 G	100.00 k	790.480000 M	-43.84	-18.84

Date: 3.APR.2014 23:54:08

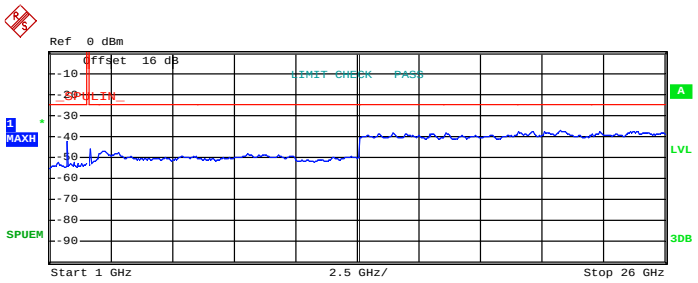

Start [Hz]	Stop [Hz]	RBW [Hz]	Freq [Hz]	PwrAbs [dBm]	ΔLimit [dB]
1.000 G	2.491 G	1.00 M	1.719408 G	-42.27	-17.27
2.583 G	3.000 G	1.00 M	2.649512 G	-45.96	-20.96
3.000 G	7.000 G	1.00 M	3.252000 G	-47.15	-22.15
7.000 G	13.600 G	1.00 M	9.029500 G	-48.51	-23.51
13.600 G	17.000 G	1.00 M	14.931100 G	-38.53	-13.53
17.000 G	20.000 G	1.00 M	17.085500 G	-38.58	-13.58
20.000 G	23.000 G	1.00 M	21.737000 G	-37.27	-12.27
23.000 G	26.000 G	1.00 M	24.744500 G	-37.60	-12.60

Date: 3.APR.2014 23:33:12

Band :	LTE Band 7	Channel :	CH21375 (High)
Band Width :	15MHz		

QPSK (RB Size 1, RB Offset 74)

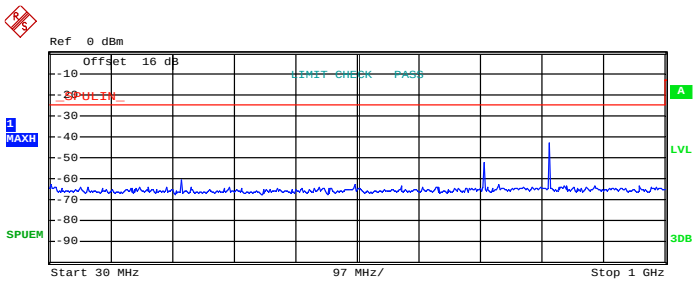

Start [Hz]	Stop [Hz]	RBW [Hz]	Freq [Hz]	PwrAbs [dBm]	ΔLimit [dB]
30.000 M	1.000 G	100.00 k	817.640000 M	-43.23	-18.23

Date: 3.APR.2014 23:54:44

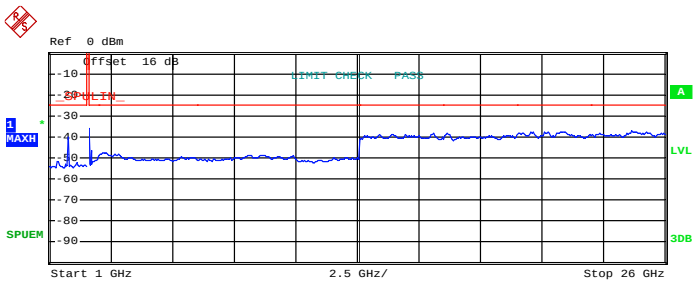

Start [Hz]	Stop [Hz]	RBW [Hz]	Freq [Hz]	PwrAbs [dBm]	ΔLimit [dB]
1.000 G	2.491 G	1.00 M	1.746991 G	-40.24	-15.24
2.583 G	3.000 G	1.00 M	2.583209 G	-39.25	-14.25
3.000 G	7.000 G	1.00 M	3.248000 G	-47.38	-22.38
7.000 G	13.600 G	1.00 M	9.607000 G	-48.62	-23.62
13.600 G	17.000 G	1.00 M	16.578400 G	-38.08	-13.08
17.000 G	20.000 G	1.00 M	17.160500 G	-38.54	-13.54
20.000 G	23.000 G	1.00 M	21.263000 G	-37.48	-12.48
23.000 G	26.000 G	1.00 M	24.663500 G	-37.25	-12.25

Date: 3.APR.2014 23:36:49

16QAM (RB Size 1, RB Offset 74)

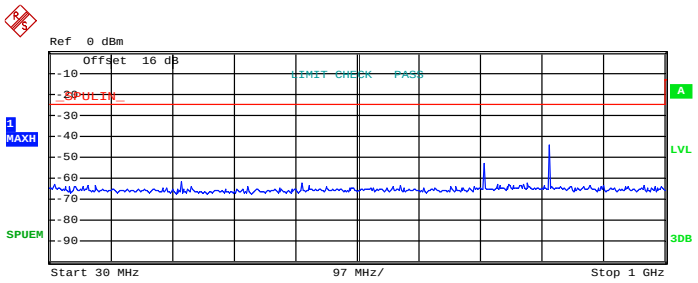

Start [Hz]	Stop [Hz]	RBW [Hz]	Freq [Hz]	PwrAbs [dBm]	ΔLimit [dB]
30.000 M	1.000 G	100.00 k	817.640000 M	-44.27	-19.27

Date: 3.APR.2014 23:54:56

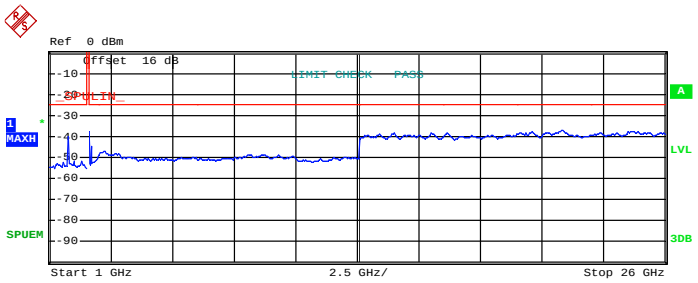

Start [Hz]	Stop [Hz]	RBW [Hz]	Freq [Hz]	PwrAbs [dBm]	ΔLimit [dB]
1.000 G	2.491 G	1.00 M	1.746991 G	-40.04	-15.04
2.583 G	3.000 G	1.00 M	2.583209 G	-37.93	-12.93
3.000 G	7.000 G	1.00 M	3.238000 G	-47.23	-22.23
7.000 G	13.600 G	1.00 M	9.161500 G	-48.63	-23.63
13.600 G	17.000 G	1.00 M	16.515500 G	-38.42	-13.42
17.000 G	20.000 G	1.00 M	17.124500 G	-38.58	-13.58
20.000 G	23.000 G	1.00 M	21.789500 G	-37.19	-12.19
23.000 G	26.000 G	1.00 M	24.762500 G	-37.65	-12.65

Date: 3.APR.2014 23:36:30

Band :	LTE Band 7	Channel :	CH20850 (Low)
Band Width :	20MHz		

QPSK (RB Size 1, RB Offset 99)

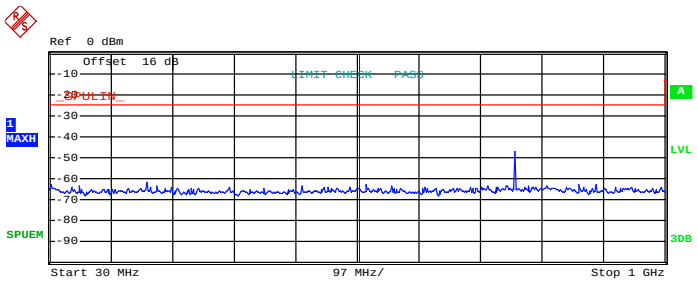

Start [Hz]	Stop [Hz]	RBW [Hz]	Freq [Hz]	PwrAbs [dBm]	ΔLimit [dB]
30.000 M	1.000 G	100.00 k	762.835000 M	-47.27	-22.27

Date: 3.APR.2014 23:52:03

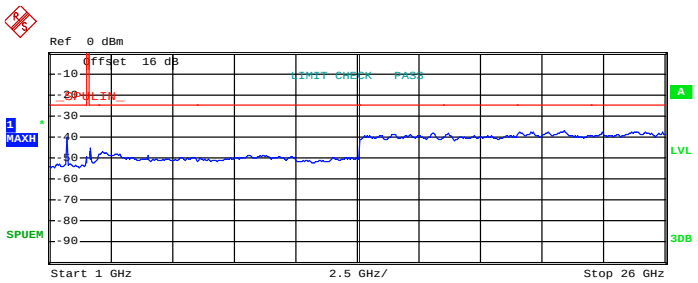

Start [Hz]	Stop [Hz]	RBW [Hz]	Freq [Hz]	PwrAbs [dBm]	ΔLimit [dB]
1.000 G	2.491 G	1.00 M	1.692570 G	-39.96	-14.96
2.583 G	3.000 G	1.00 M	2.633874 G	-45.46	-20.46
3.000 G	7.000 G	1.00 M	3.150000 G	-47.32	-22.32
7.000 G	13.600 G	1.00 M	9.623500 G	-48.63	-23.63
13.600 G	17.000 G	1.00 M	16.529100 G	-38.19	-13.19
17.000 G	20.000 G	1.00 M	17.198000 G	-38.47	-13.47
20.000 G	23.000 G	1.00 M	21.890000 G	-37.10	-12.10
23.000 G	26.000 G	1.00 M	25.179500 G	-37.53	-12.53

Date: 3.APR.2014 23:42:36

16QAM (RB Size 1, RB Offset 99)

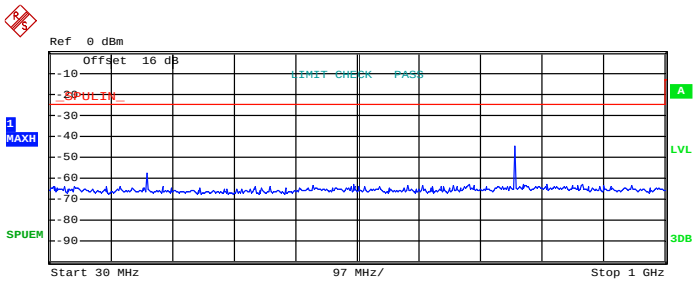

Start [Hz]	Stop [Hz]	RBW [Hz]	Freq [Hz]	PwrAbs [dBm]	ΔLimit [dB]
30.000 M	1.000 G	100.00 k	762.835000 M	-44.99	-19.99

Date: 3.APR.2014 23:52:16

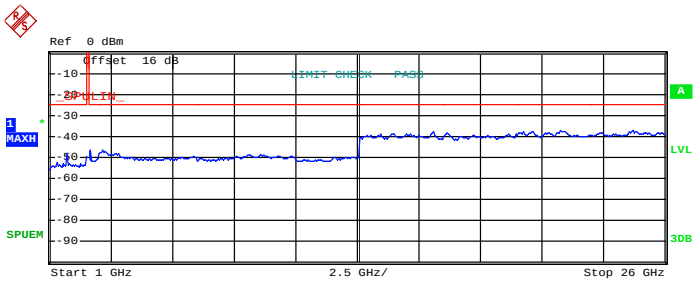

Start [Hz]	Stop [Hz]	RBW [Hz]	Freq [Hz]	PwrAbs [dBm]	ΔLimit [dB]
1.000 G	2.491 G	1.00 M	1.691824 G	-48.16	-23.16
2.583 G	3.000 G	1.00 M	2.633249 G	-46.31	-21.31
3.000 G	7.000 G	1.00 M	3.146000 G	-46.76	-21.76
7.000 G	13.600 G	1.00 M	9.597100 G	-48.64	-23.64
13.600 G	17.000 G	1.00 M	16.583500 G	-37.85	-12.85
17.000 G	20.000 G	1.00 M	17.135000 G	-38.15	-13.15
20.000 G	23.000 G	1.00 M	21.771500 G	-37.30	-12.30
23.000 G	26.000 G	1.00 M	24.713000 G	-37.34	-12.34

Date: 3.APR.2014 23:42:56

Band :	LTE Band 7	Channel :	CH21100 (Middle)
Band Width :	20MHz		

QPSK (RB Size 1, RB Offset 99)

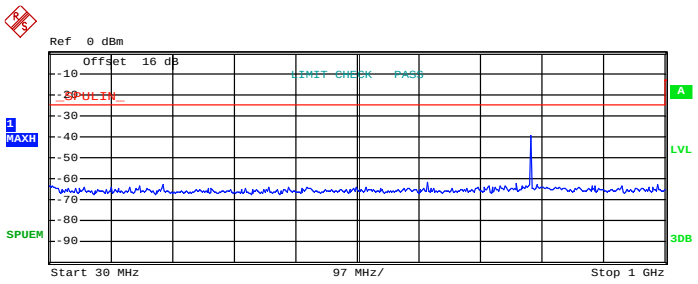

Start [Hz]	Stop [Hz]	RBW [Hz]	Freq [Hz]	PwrAbs [dBm]	ΔLimit [dB]
30.000 M	1.000 G	100.00 k	788.055000 M	-39.22	-14.22

Date: 3.APR.2014 23:52:53

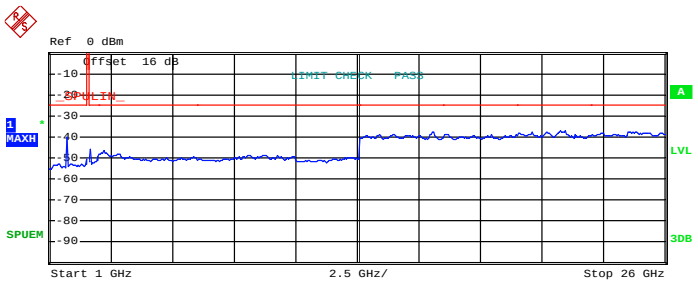

Start [Hz]	Stop [Hz]	RBW [Hz]	Freq [Hz]	PwrAbs [dBm]	ΔLimit [dB]
1.000 G	2.491 G	1.00 M	1.717171 G	-39.97	-14.97
2.583 G	3.000 G	1.00 M	2.648052 G	-45.87	-20.87
3.000 G	7.000 G	1.00 M	3.176000 G	-46.71	-21.71
7.000 G	13.600 G	1.00 M	9.643300 G	-48.73	-23.73
13.600 G	17.000 G	1.00 M	16.527400 G	-37.98	-12.98
17.000 G	20.000 G	1.00 M	17.076500 G	-38.62	-13.62
20.000 G	23.000 G	1.00 M	21.741500 G	-37.30	-12.30
23.000 G	26.000 G	1.00 M	24.687500 G	-37.70	-12.70

Date: 3.APR.2014 23:41:24

16QAM (RB Size 1, RB Offset 99)

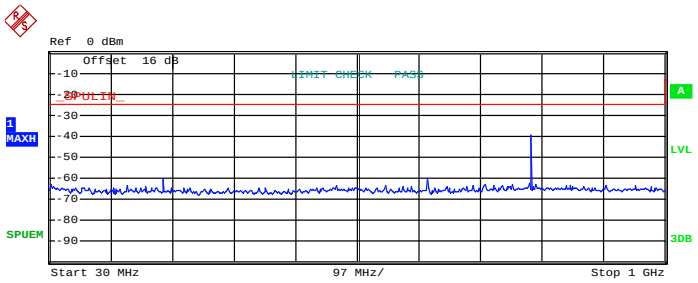

Start [Hz]	Stop [Hz]	RBW [Hz]	Freq [Hz]	PwrAbs [dBm]	ΔLimit [dB]
30.000 M	1.000 G	100.00 k	788.055000 M	-39.26	-14.26

Date: 3.APR.2014 23:52:38

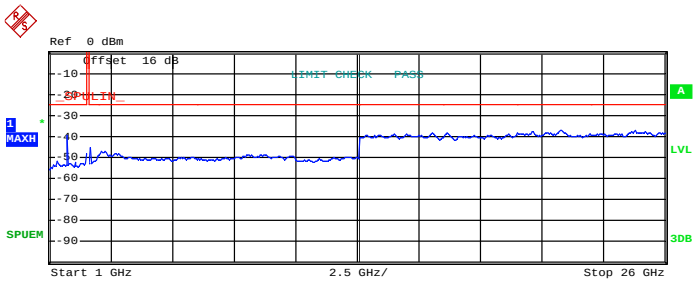

Start [Hz]	Stop [Hz]	RBW [Hz]	Freq [Hz]	PwrAbs [dBm]	ΔLimit [dB]
1.000 G	2.491 G	1.00 M	1.717171 G	-39.59	-14.59
2.583 G	3.000 G	1.00 M	2.651805 G	-45.47	-20.47
3.000 G	7.000 G	1.00 M	3.246000 G	-47.12	-22.12
7.000 G	13.600 G	1.00 M	9.065800 G	-48.78	-23.78
13.600 G	17.000 G	1.00 M	16.552900 G	-38.55	-13.55
17.000 G	20.000 G	1.00 M	17.148500 G	-38.30	-13.30
20.000 G	23.000 G	1.00 M	21.819500 G	-37.00	-12.00
23.000 G	26.000 G	1.00 M	24.791000 G	-37.41	-12.41

Date: 3.APR.2014 23:41:08

Band :	LTE Band 7	Channel :	CH21350 (High)
Band Width :	20MHz		

QPSK (RB Size 1, RB Offset 99)

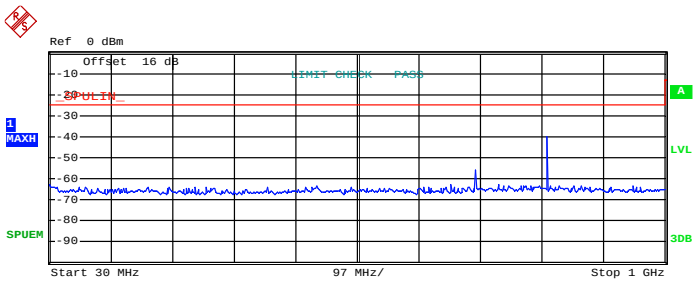

Start [Hz]	Stop [Hz]	RBW [Hz]	Freq [Hz]	PwrAbs [dBm]	ΔLimit [dB]
30.000 M	1.000 G	100.00 k	813.275000 M	-40.33	-15.33

Date: 3.APR.2014 23:53:16

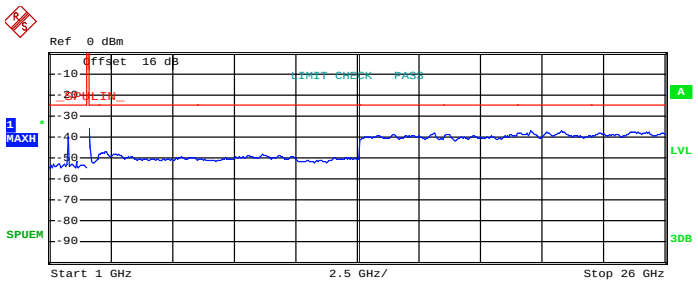

Start [Hz]	Stop [Hz]	RBW [Hz]	Freq [Hz]	PwrAbs [dBm]	ΔLimit [dB]
1.000 G	2.491 G	1.00 M	1.742518 G	-39.84	-14.84
2.583 G	3.000 G	1.00 M	2.587378 G	-35.89	-10.89
3.000 G	7.000 G	1.00 M	3.262000 G	-47.08	-22.08
7.000 G	13.600 G	1.00 M	9.626800 G	-48.48	-23.48
13.600 G	17.000 G	1.00 M	16.626000 G	-38.17	-13.17
17.000 G	20.000 G	1.00 M	19.749500 G	-38.74	-13.74
20.000 G	23.000 G	1.00 M	21.806000 G	-36.92	-11.92
23.000 G	26.000 G	1.00 M	24.579500 G	-37.53	-12.53

Date: 3.APR.2014 23:39:06

16QAM (RB Size 1, RB Offset 99)

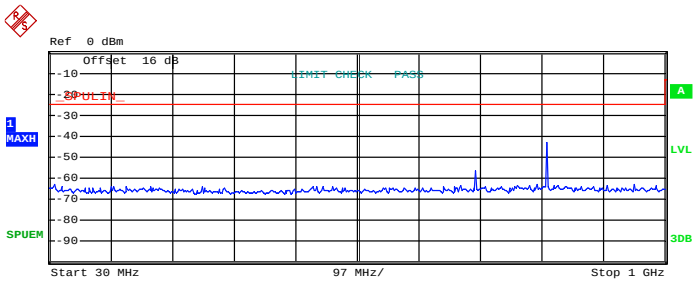

Start [Hz]	Stop [Hz]	RBW [Hz]	Freq [Hz]	PwrAbs [dBm]	ΔLimit [dB]
30.000 M	1.000 G	100.00 k	813.275000 M	-43.00	-18.00

Date: 3.APR.2014 23:53:29

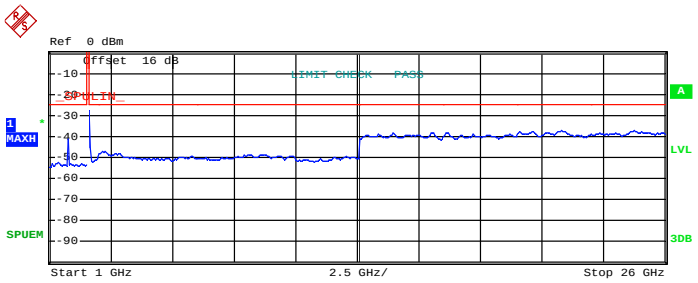

Start [Hz]	Stop [Hz]	RBW [Hz]	Freq [Hz]	PwrAbs [dBm]	ΔLimit [dB]
1.000 G	2.491 G	1.00 M	1.742518 G	-41.16	-16.16
2.583 G	3.000 G	1.00 M	2.586545 G	-27.63	-2.63
3.000 G	7.000 G	1.00 M	3.150000 G	-47.12	-22.12
7.000 G	13.600 G	1.00 M	9.049300 G	-48.60	-23.60
13.600 G	17.000 G	1.00 M	14.963400 G	-38.32	-13.32
17.000 G	20.000 G	1.00 M	17.138000 G	-38.04	-13.04
20.000 G	23.000 G	1.00 M	21.798500 G	-37.35	-12.35
23.000 G	26.000 G	1.00 M	24.741500 G	-37.38	-12.38

Date: 3.APR.2014 23:39:26

3.7 Radiated Spurious Emission Measurement

3.7.1 Description of Radiated Spurious Emission

The radiated spurious emission was measured by substitution method according to ANSI / TIA / EIA-603-C-2004.

For Band 4

The power of any emission outside of the authorized operating frequency ranges must be attenuated below the transmitter power (P) by a factor of at least 43 + 10 log (P) dB.

For Band 7

The power of any emission outside of the authorized operating frequency ranges must be attenuated below the transmitter power (P) by a factor of at least 55 + 10 log (P) dB.

The spectrum is scanned from 30 MHz up to a frequency including its 10th harmonic.

3.7.2 Measuring Instruments

Measuring equipment is listed in the section 4 of this test report.

3.7.3 Test Procedures

1. The EUT was placed on a rotatable wooden table with 0.8 meter above ground.
2. The EUT was set 3 meters from the receiving antenna, which was mounted on the antenna tower.
3. The table was rotated 360 degrees to determine the position of the highest spurious emission.
4. The height of the receiving antenna is varied between one meter and four meters to search the maximum spurious emission for both horizontal and vertical polarizations.
5. Make the measurement with the spectrum analyzer's RBW = 1MHz, VBW = 3MHz, taking the record of maximum spurious emission.
6. A horn antenna was substituted in place of the EUT and was driven by a signal generator.
7. Tune the output power of signal generator to the same emission level with EUT maximum spurious emission.
8. Taking the record of output power at antenna port.
9. Repeat step 7 to step 8 for another polarization.
10. The RF fundamental frequency should be excluded against the limit line in the operating frequency band.
    For Band 4
    The limit line is derived from 43 + 10log(P)dB below the transmitter power P(Watts)
    = P(W)- [43 + 10log(P)] (dB)
    = [30 + 10log(P)] (dBm) - [43 + 10log(P)] (dB)
    = -13dBm.
    For Band 7
    The limit line is derived from 55 + 10log(P)dB below the transmitter power P(Watts)
    = P(W)- [55 + 10log(P)] (dB)
    = [30 + 10log(P)] (dBm) - [55 + 10log(P)] (dB)
    = -25dBm.
11. EIRP (dBm) = S.G. Power – Tx Cable Loss + Tx Antenna Gain

3.7.4 Test Setup

For radiated emissions from 30MHz to 1GHz

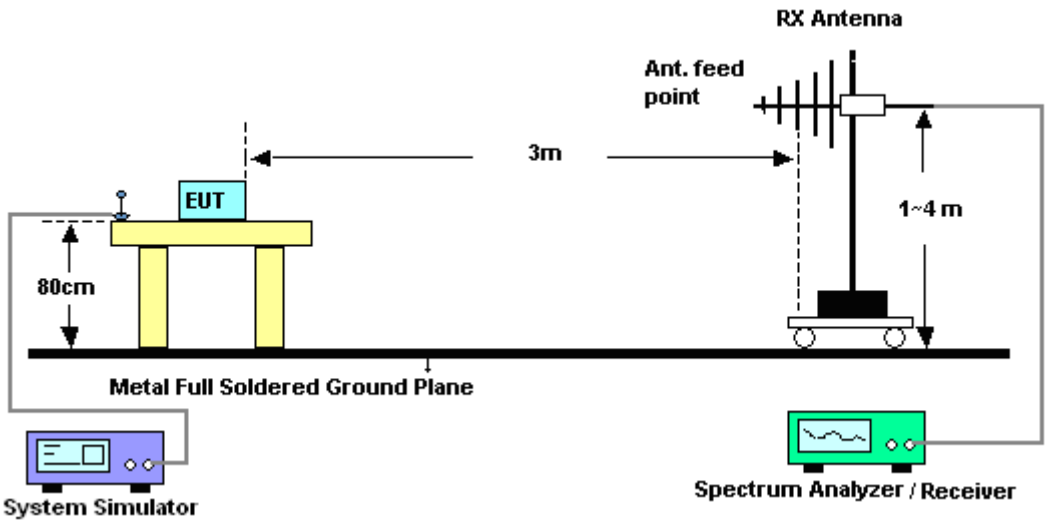

For radiated emissions above 1GHz

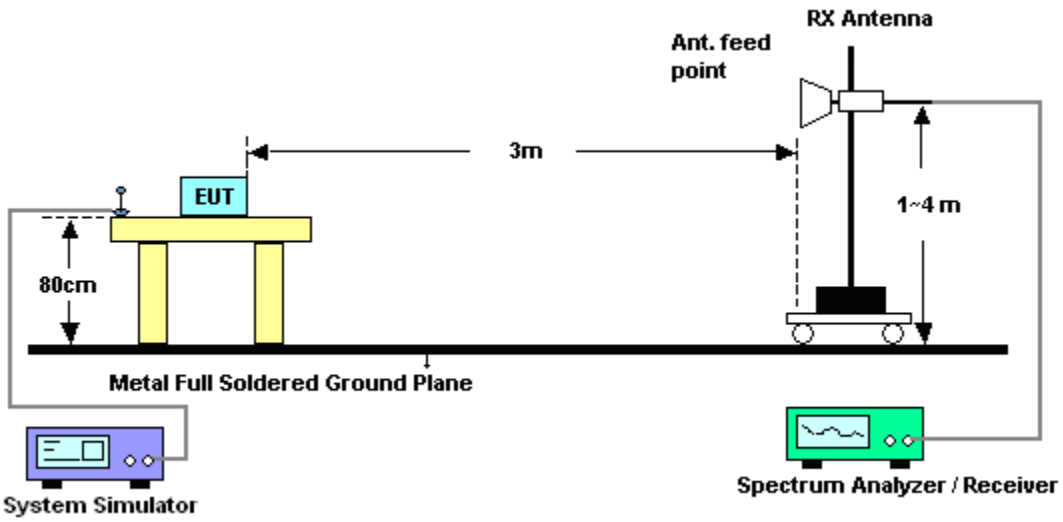

3.7.5 Test Result of Field Strength of Spurious Radiated

Band :	LTE Band 4	**Temperature :**	22~23°C
Test Mode :	1.4MHz QPSK RB Size 1 Offset 0	**Relative Humidity :**	42~43%
Test Engineer :	Star Wei	**Polarization :**	Horizontal
Remark :	Spurious emissions within 30-10th harmonic were found more than 20dB below limit line.		

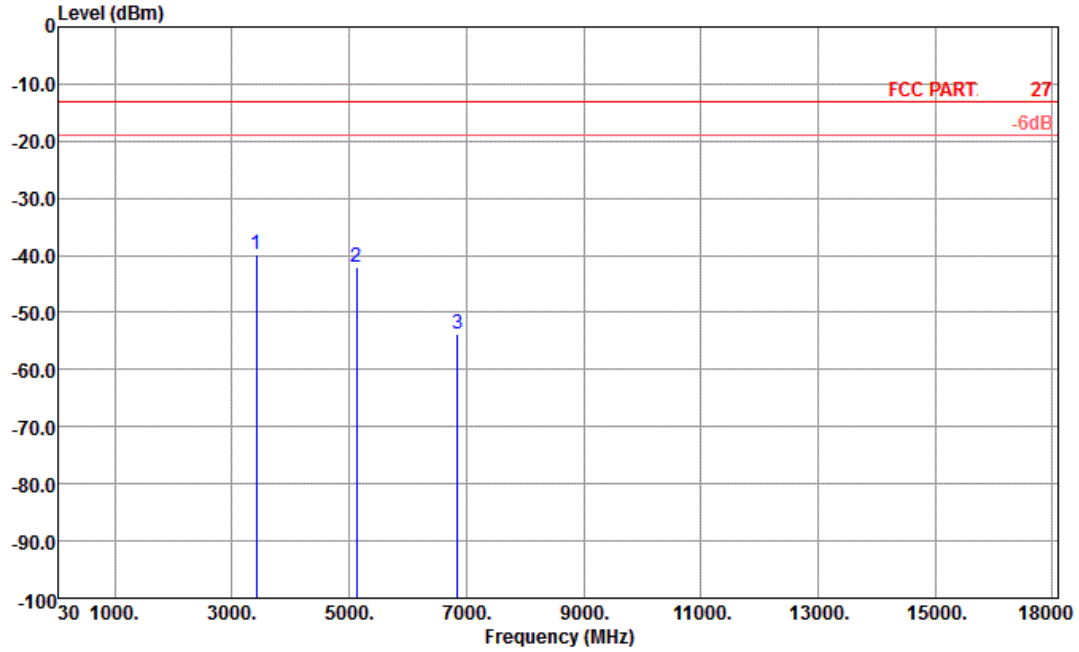

Site : 03CH01-KS
Condition : FCC PART 27 HF_EIRP_FACTOR130726 HORIZONTAL

Plane : X

Frequency (MHz)	EIRP (dBm)	Limit (dBm)	Over Limit (dB)	SPA Reading (dBm)	S.G. Power (dBm)	TX Cable loss (dB)	TX Antenna Gain (dBi)	Polarization (H/V)	Result
3420	-39.80	-13	-26.80	-47.96	-45.20	2.2	7.6	H	Pass
5132	-42.20	-13	-29.20	-57.50	-48.98	3.12	9.9	H	Pass
6844	-53.71	-13	-40.71	-62.14	-61.60	2.98	10.87	H	Pass

Band :	LTE Band 4	**Temperature :**	22~23°C
Test Mode :	1.4MHz QPSK RB Size 1 Offset 0	**Relative Humidity :**	42~43%
Test Engineer :	Star Wei	**Polarization :**	Vertical
Remark :	Spurious emissions within 30-10th harmonic were found more than 20dB below limit line.		

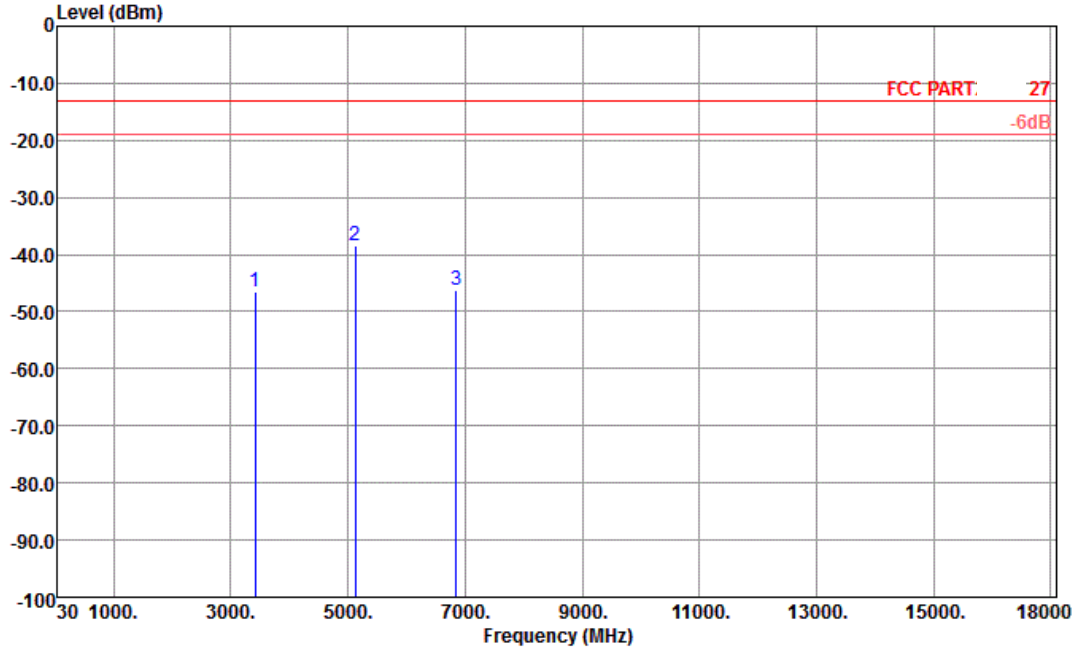

Site : 03CH01-KS
Condition : FCC PART. 27 HF_EIRP_FACTOR130726 VERTICAL

Plane : X

Frequency (MHz)	EIRP (dBm)	Limit (dBm)	Over Limit (dB)	SPA Reading (dBm)	S.G. Power (dBm)	TX Cable loss (dB)	TX Antenna Gain (dBi)	Polarization (H/V)	Result
3420	-46.41	-13	-33.41	-53.51	-51.81	2.2	7.6	V	Pass
5130	-38.37	-13	-25.37	-52.72	-45.15	3.12	9.9	V	Pass
6842	-46.24	-13	-33.24	-58.57	-54.13	2.98	10.87	V	Pass

Band :	LTE Band 4	**Temperature :**	22~23°C
Test Mode :	3MHz QPSK RB Size 1 Offset 0	**Relative Humidity :**	42~43%
Test Engineer :	Star Wei	**Polarization :**	Horizontal
Remark :	Spurious emissions within 30-10th harmonic were found more than 20dB below limit line.		

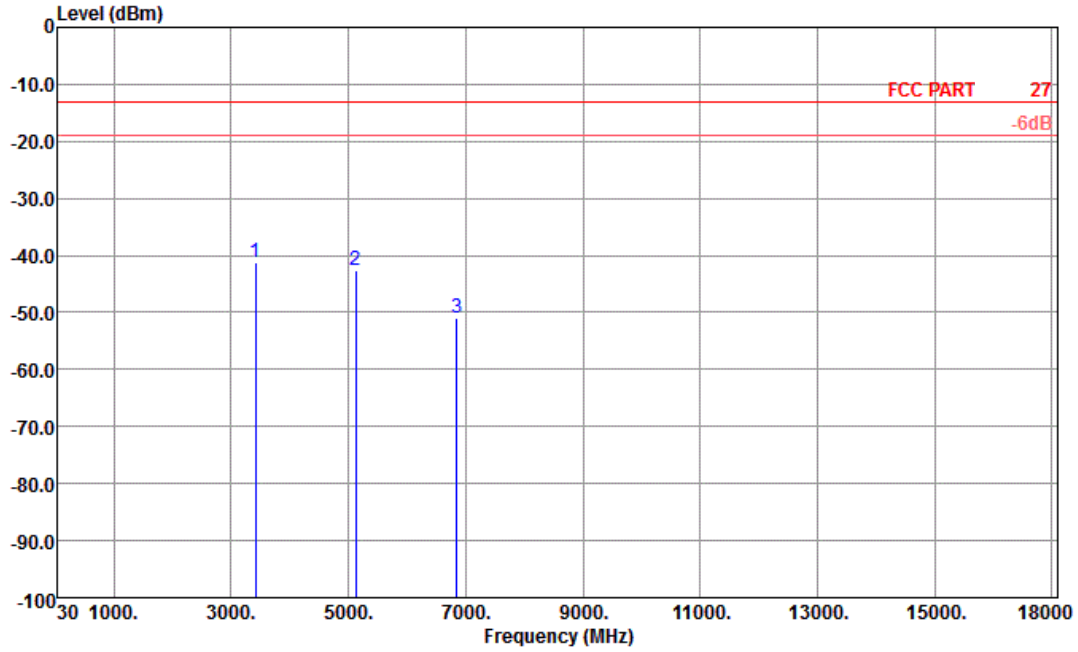

Site : 03CH01-KS
Condition : FCC PART 27 HF_EIRP_FACTOR130726 HORIZONTAL

Plane : X

Frequency (MHz)	EIRP (dBm)	Limit (dBm)	Over Limit (dB)	SPA Reading (dBm)	S.G. Power (dBm)	TX Cable loss (dB)	TX Antenna Gain (dBi)	Polarization (H/V)	Result
3420	-41.22	-13	-28.22	-49.23	-46.62	2.2	7.60	H	Pass
5130	-42.61	-13	-29.61	-57.90	-49.39	3.12	9.90	H	Pass
6842	-50.89	-13	-37.89	-61.41	-58.78	2.98	10.87	H	Pass

Band :	LTE Band 4	**Temperature :**	22~23°C
Test Mode :	3MHz QPSK RB Size 1 Offset 0	**Relative Humidity :**	42~43%
Test Engineer :	Star Wei	**Polarization :**	Vertical
Remark :	Spurious emissions within 30-10th harmonic were found more than 20dB below limit line.		

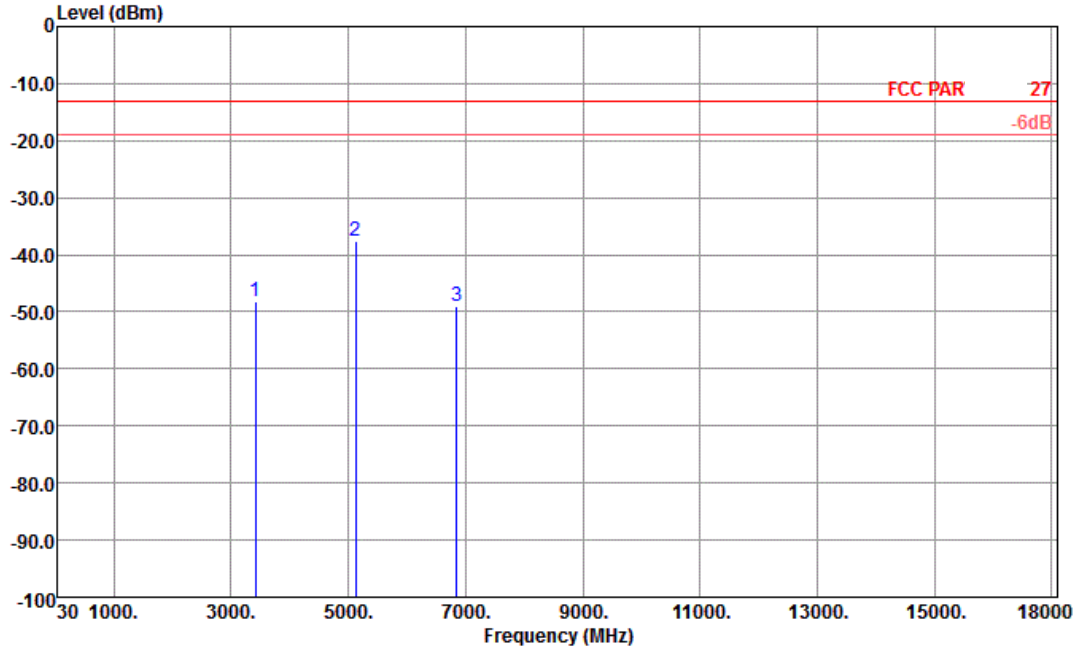

Site : 03CH01-KS
Condition : FCC PART 27 HF_EIRP_FACTOR130726 VERTICAL

Plane : X

Frequency (MHz)	EIRP (dBm)	Limit (dBm)	Over Limit (dB)	SPA Reading (dBm)	S.G. Power (dBm)	TX Cable loss (dB)	TX Antenna Gain (dBi)	Polarization (H/V)	Result
3420	-48.28	-13	-35.28	-54.73	-53.68	2.2	7.6	V	Pass
5130	-37.48	-13	-24.48	-52.01	-44.26	3.12	9.9	V	Pass
6842	-49.10	-13	-36.10	-60.59	-56.99	2.98	10.87	V	Pass

Band :	LTE Band 4	**Temperature :**	22~23°C
Test Mode :	5MHz QPSK RB Size 1 Offset 0	**Relative Humidity :**	42~43%
Test Engineer :	Star Wei	**Polarization :**	Horizontal
Remark :	Spurious emissions within 30-10th harmonic were found more than 20dB below limit line.		

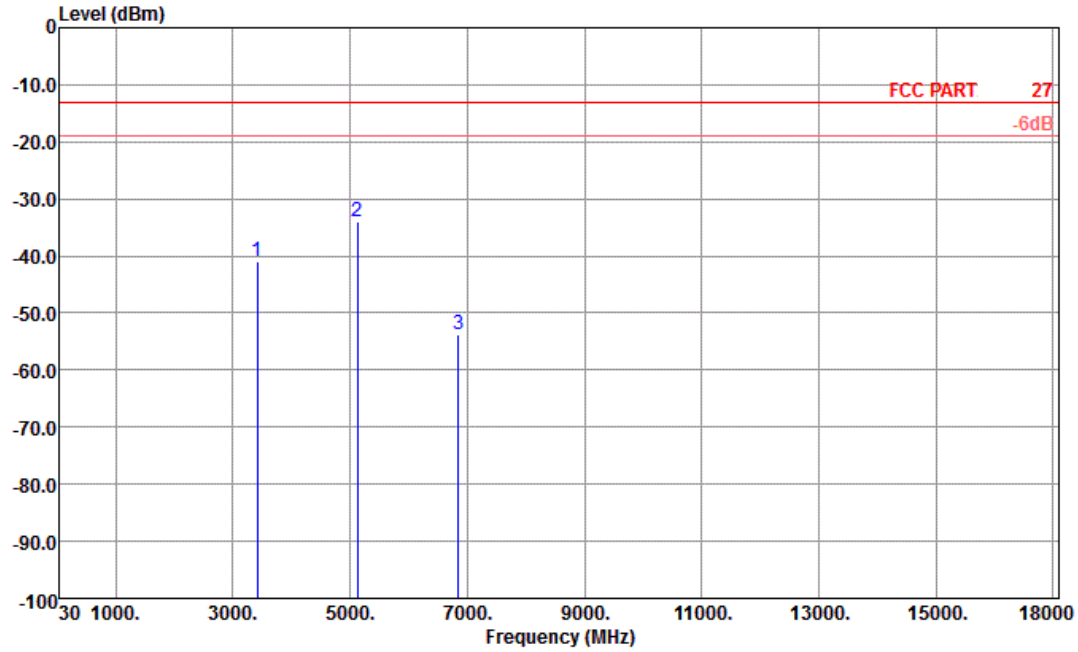

Site : 03CH01-KS
Condition : FCC PART 27 HF_EIRP_FACTOR130726 HORIZONTAL

Plane : X

Frequency (MHz)	EIRP (dBm)	Limit (dBm)	Over Limit (dB)	SPA Reading (dBm)	S.G. Power (dBm)	TX Cable loss (dB)	TX Antenna Gain (dBi)	Polarization (H/V)	Result
3420	-40.94	-13	-27.94	-48.98	-46.34	2.2	7.60	H	Pass
5130	-33.97	-13	-20.97	-50.91	-40.75	3.12	9.90	H	Pass
6842	-53.84	-13	-40.84	-62.21	-61.73	2.98	10.87	H	Pass

Band :	LTE Band 4	**Temperature :**	22~23°C
Test Mode :	5MHz QPSK RB Size 1 Offset 0	**Relative Humidity :**	42~43%
Test Engineer :	Star Wei	**Polarization :**	Vertical
Remark :	Spurious emissions within 30-10th harmonic were found more than 20dB below limit line.		

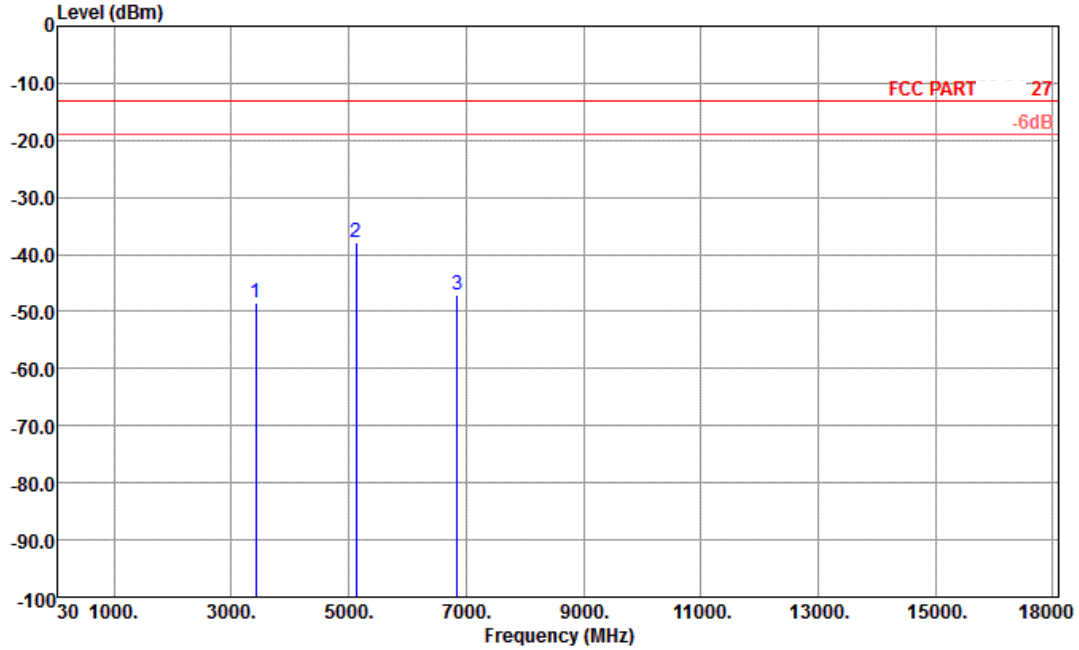

Site : 03CH01-KS
Condition : FCC PART 27 HF_EIRP_FACTOR130726 VERTICAL

Plane : X

Frequency (MHz)	EIRP (dBm)	Limit (dBm)	Over Limit (dB)	SPA Reading (dBm)	S.G. Power (dBm)	TX Cable loss (dB)	TX Antenna Gain (dBi)	Polarization (H/V)	Result
3420	-48.40	-13	-35.40	-54.82	-53.80	2.2	7.6	V	Pass
5130	-37.82	-13	-24.82	-52.29	-44.60	3.12	9.9	V	Pass
6842	-47.12	-13	-34.12	-59.22	-55.01	2.98	10.87	V	Pass

Band :	LTE Band 4	**Temperature :**	22~23°C
Test Mode :	10MHz QPSK RB Size 1 Offset 0	**Relative Humidity :**	42~43%
Test Engineer :	Star Wei	**Polarization :**	Horizontal
Remark :	Spurious emissions within 30-10th harmonic were found more than 20dB below limit line.		

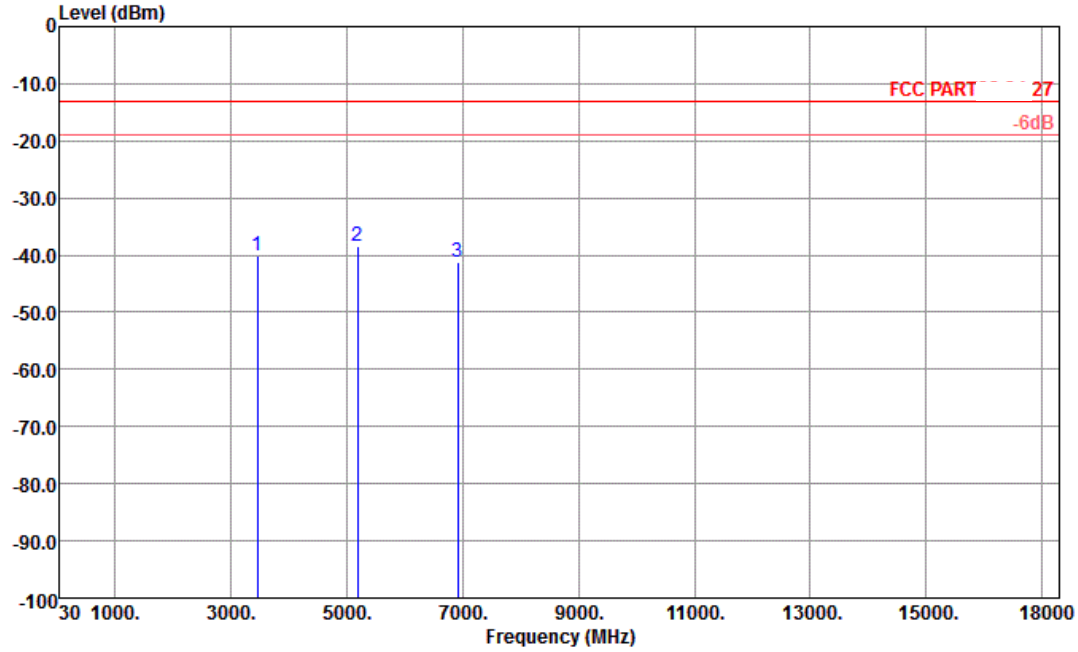

Site : 03CH01-KS
Condition : FCC PART 27 HF_EIRP_FACTOR130726 HORIZONTAL

Plane : X

Frequency (MHz)	EIRP (dBm)	Limit (dBm)	Over Limit (dB)	SPA Reading (dBm)	S.G. Power (dBm)	TX Cable loss (dB)	TX Antenna Gain (dBi)	Polarization (H/V)	Result
3456	-40.02	-13	-27.02	-48.15	-45.42	2.2	7.60	H	Pass
5184	-38.51	-13	-25.51	-54.62	-45.29	3.12	9.90	H	Pass
6914	-41.12	-13	-28.12	-55.59	-49.01	2.98	10.87	H	Pass

Band :	LTE Band 4	**Temperature :**	22~23°C
Test Mode :	10MHz QPSK RB Size 1 Offset 0	**Relative Humidity :**	42~43%
Test Engineer :	Star Wei	**Polarization :**	Vertical
Remark :	Spurious emissions within 30-10th harmonic were found more than 20dB below limit line.		

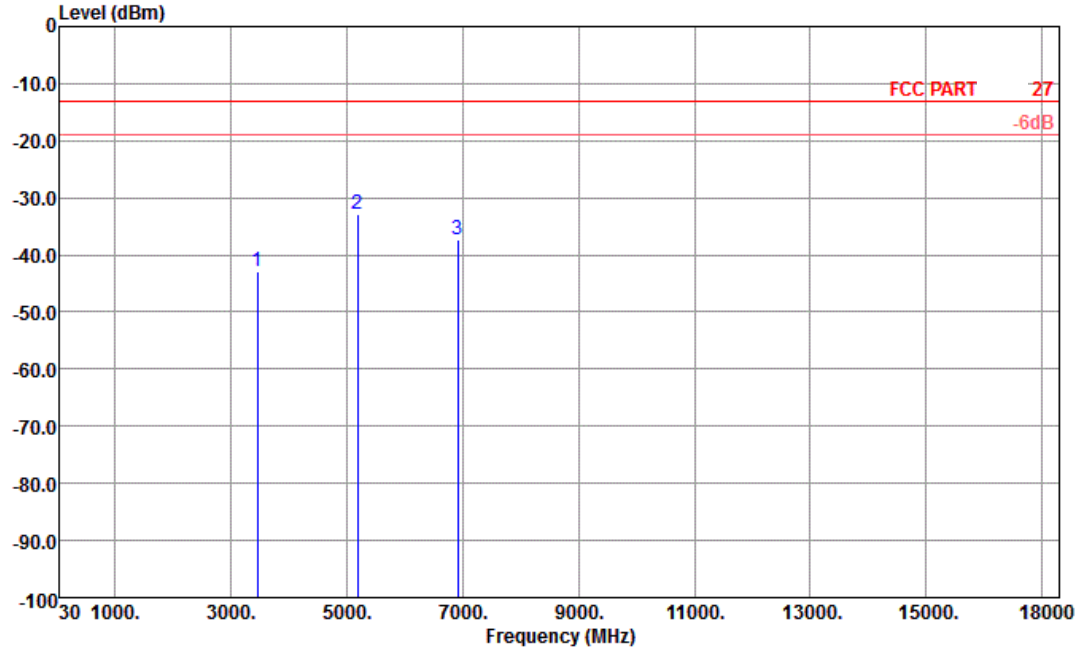

Site : 03CH01-KS
Condition : FCC PART 27 HF_EIRP_FACTOR130726 VERTICAL

Plane : X

Frequency (MHz)	EIRP (dBm)	Limit (dBm)	Over Limit (dB)	SPA Reading (dBm)	S.G. Power (dBm)	TX Cable loss (dB)	TX Antenna Gain (dBi)	Polarization (H/V)	Result
3456	-43.01	-13	-30.01	-50.82	-48.41	2.2	7.6	V	Pass
5184	-32.92	-13	-19.92	-48.1	-39.70	3.12	9.9	V	Pass
6914	-37.46	-13	-24.46	-53.04	-45.35	2.98	10.87	V	Pass

Band :	LTE Band 4	**Temperature :**	22~23°C
Test Mode :	15MHz QPSK RB Size 1 Offset 0	**Relative Humidity :**	42~43%
Test Engineer :	Star Wei	**Polarization :**	Horizontal
Remark :	Spurious emissions within 30-10th harmonic were found more than 20dB below limit line.		

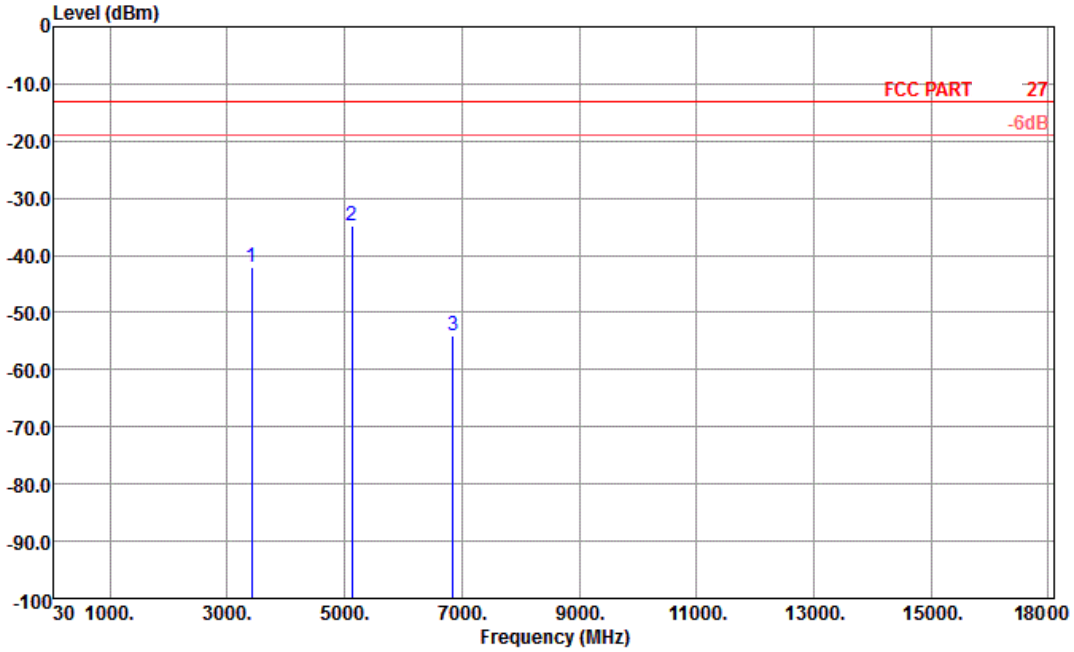

Site : 03CH01-KS
Condition : FCC PART 27 HF_EIRP_FACTOR130726 HORIZONTAL

Plane : X

Frequency (MHz)	EIRP (dBm)	Limit (dBm)	Over Limit (dB)	SPA Reading (dBm)	S.G. Power (dBm)	TX Cable loss (dB)	TX Antenna Gain (dBi)	Polarization (H/V)	Result
3422	-41.96	-13	-28.96	-49.88	-47.36	2.2	7.60	H	Pass
5132	-34.80	-13	-21.80	-51.61	-41.58	3.12	9.90	H	Pass
6844	-54.12	-13	-41.12	-62.41	-62.01	2.98	10.87	H	Pass

Band :	LTE Band 4	**Temperature :**	22~23°C
Test Mode :	15MHz QPSK RB Size 1 Offset 0	**Relative Humidity :**	42~43%
Test Engineer :	Star Wei	**Polarization :**	Vertical
Remark :	Spurious emissions within 30-10th harmonic were found more than 20dB below limit line.		

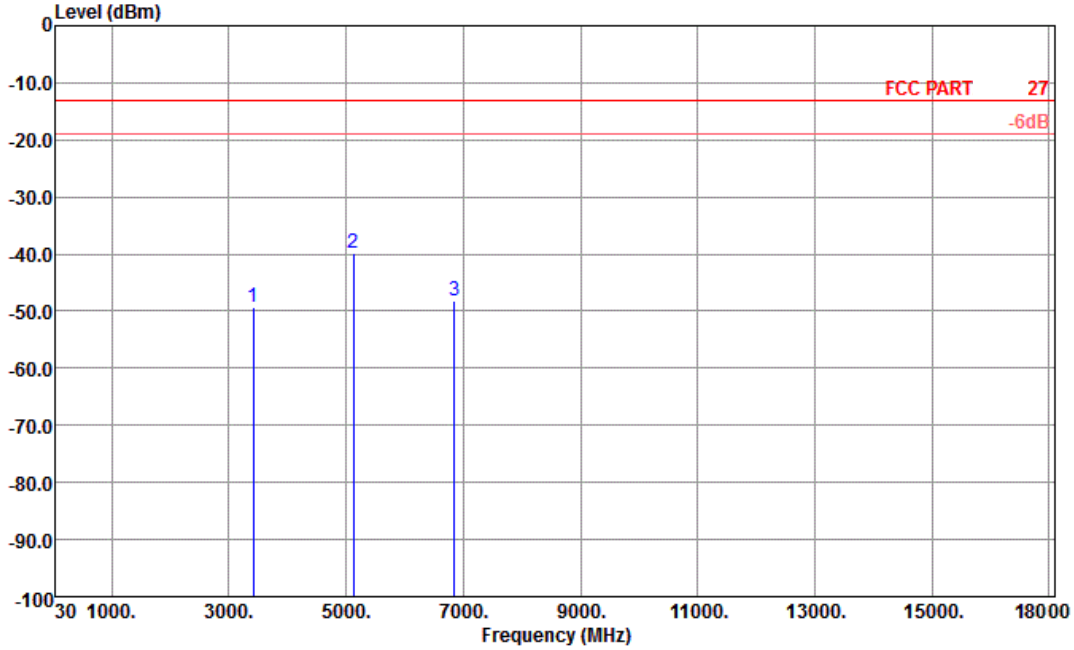

Site : 03CH01-KS
Condition : FCC PART: 27 HF_EIRP_FACTOR130726 VERTICAL

Plane : X

Frequency (MHz)	EIRP (dBm)	Limit (dBm)	Over Limit (dB)	SPA Reading (dBm)	S.G. Power (dBm)	TX Cable loss (dB)	TX Antenna Gain (dBi)	Polarization (H/V)	Result
3422	-49.31	-13	-36.31	-55.49	-54.71	2.2	7.6	V	Pass
5132	-39.86	-13	-26.86	-54.07	-46.64	3.12	9.9	V	Pass
6844	-48.22	-13	-35.22	-60.01	-56.11	2.98	10.87	V	Pass

Band :	LTE Band 4	**Temperature :**	22~23°C
Test Mode :	20MHz QPSK RB Size 1 Offset 0	**Relative Humidity :**	42~43%
Test Engineer :	Star Wei	**Polarization :**	Horizontal
Remark :	Spurious emissions within 30-10th harmonic were found more than 20dB below limit line.		

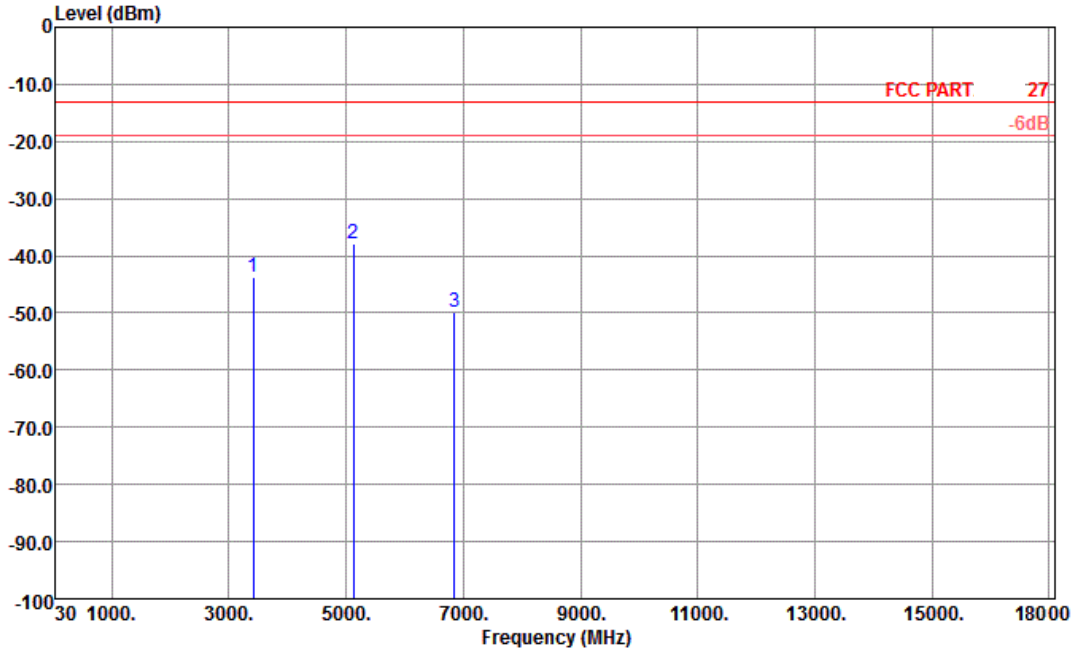

Site : 03CH01-KS
Condition : FCC PART 27 HF_EIRP_FACTOR130726 HORIZONTAL

Plane : X

Frequency (MHz)	EIRP (dBm)	Limit (dBm)	Over Limit (dB)	SPA Reading (dBm)	S.G. Power (dBm)	TX Cable loss (dB)	TX Antenna Gain (dBi)	Polarization (H/V)	Result
3422	-43.67	-13	-30.67	-51.25	-49.07	2.2	7.60	H	Pass
5132	-37.82	-13	-24.82	-54.17	-44.60	3.12	9.90	H	Pass
6846	-49.86	-13	-36.86	-60.90	-57.75	2.98	10.87	H	Pass

Band :	LTE Band 4	**Temperature :**	22~23°C
Test Mode :	20MHz QPSK RB Size 1 Offset 0	**Relative Humidity :**	42~43%
Test Engineer :	Star Wei	**Polarization :**	Vertical
Remark :	Spurious emissions within 30-10th harmonic were found more than 20dB below limit line.		

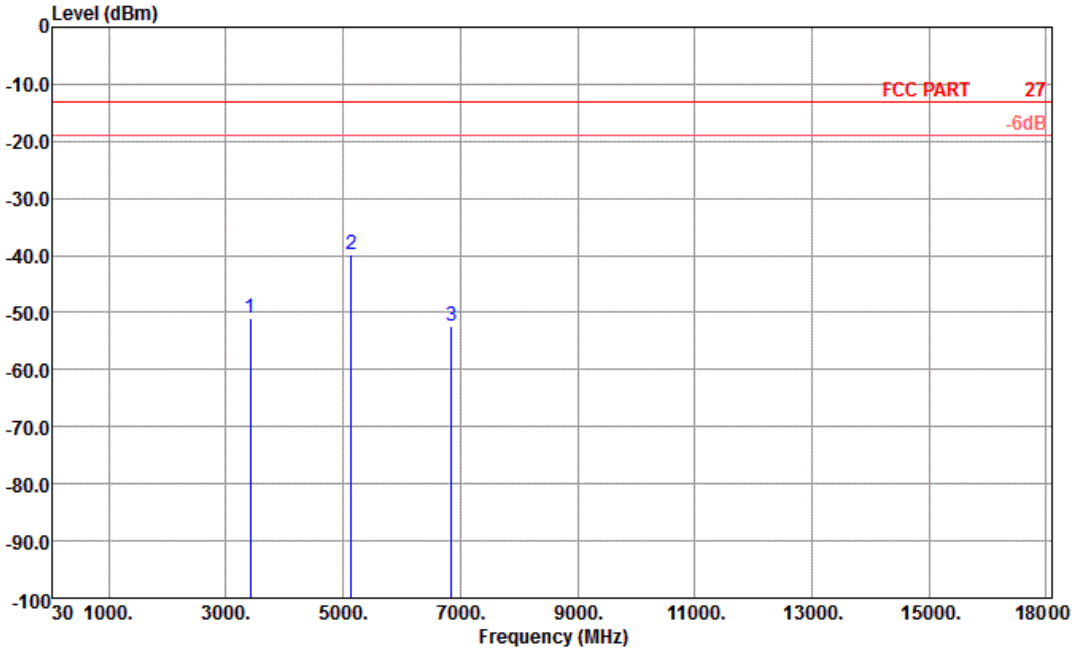

Site : 03CH01-KS
Condition : FCC PART 27 HF_EIRP_FACTOR130726 VERTICAL

Plane : X

Frequency (MHz)	EIRP (dBm)	Limit (dBm)	Over Limit (dB)	SPA Reading (dBm)	S.G. Power (dBm)	TX Cable loss (dB)	TX Antenna Gain (dBi)	Polarization (H/V)	Result
3422	-50.94	-13	-37.94	-56.65	-56.34	2.2	7.6	V	Pass
5134	-39.86	-13	-26.86	-54.07	-46.64	3.12	9.9	V	Pass
6846	-52.33	-13	-39.33	-62.85	-60.22	2.98	10.87	V	Pass

Band :	LTE Band 7	**Temperature :**	22~23°C
Test Mode :	5MHz QPSK RB Size 1 Offset 24	**Relative Humidity :**	42~43%
Test Engineer :	Star Wei	**Polarization :**	Horizontal
Remark :	Spurious emissions within 30-10th harmonic were found more than 20dB below limit line.		

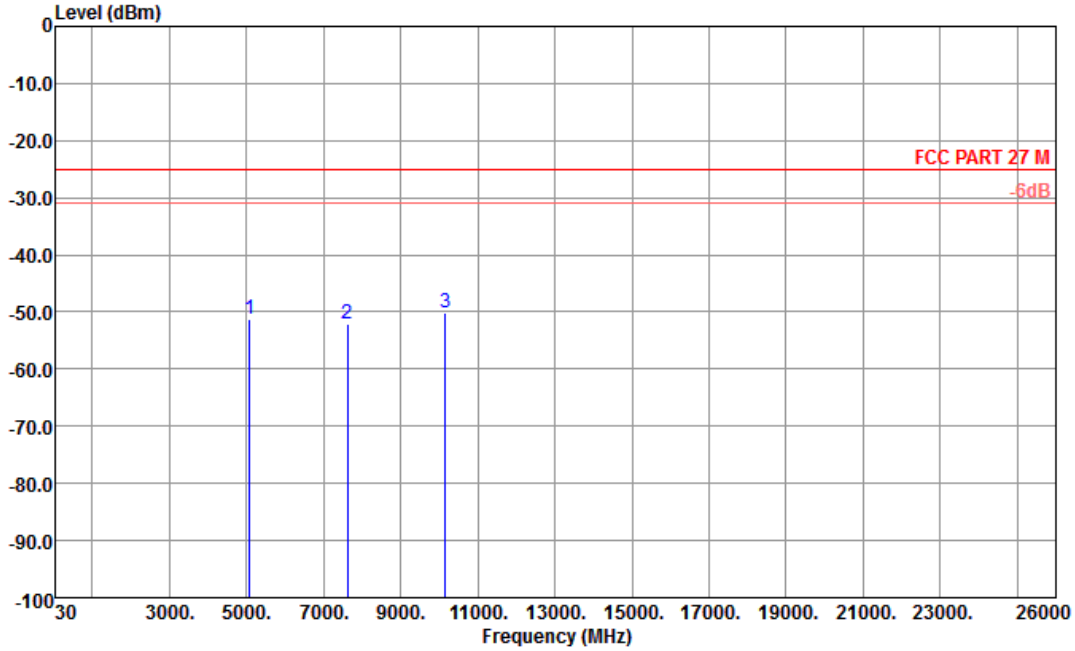

Site : 03CH01-KS
Condition : FCC PART 27 M HF_EIRP_FACTOR130726 HORIZONTAL

Plane : X

Frequency (MHz)	EIRP (dBm)	Limit (dBm)	Over Limit (dB)	SPA Reading (dBm)	S.G. Power (dBm)	TX Cable loss (dB)	TX Antenna Gain (dBi)	Polarization (H/V)	Result
5074	-51.35	-25	-26.35	-58.13	-56.75	2.2	7.6	H	Pass
7612	-52.06	-25	-27.06	-63.60	-58.84	3.12	9.9	H	Pass
10149	-50.14	-25	-25.14	-64.98	-58.03	2.98	10.87	H	Pass

Band :	LTE Band 7	**Temperature :**	22~23°C
Test Mode :	5MHz QPSK RB Size 1 Offset 24	**Relative Humidity :**	42~43%
Test Engineer :	Star Wei	**Polarization :**	Vertical
Remark :	Spurious emissions within 30-10th harmonic were found more than 20dB below limit line.		

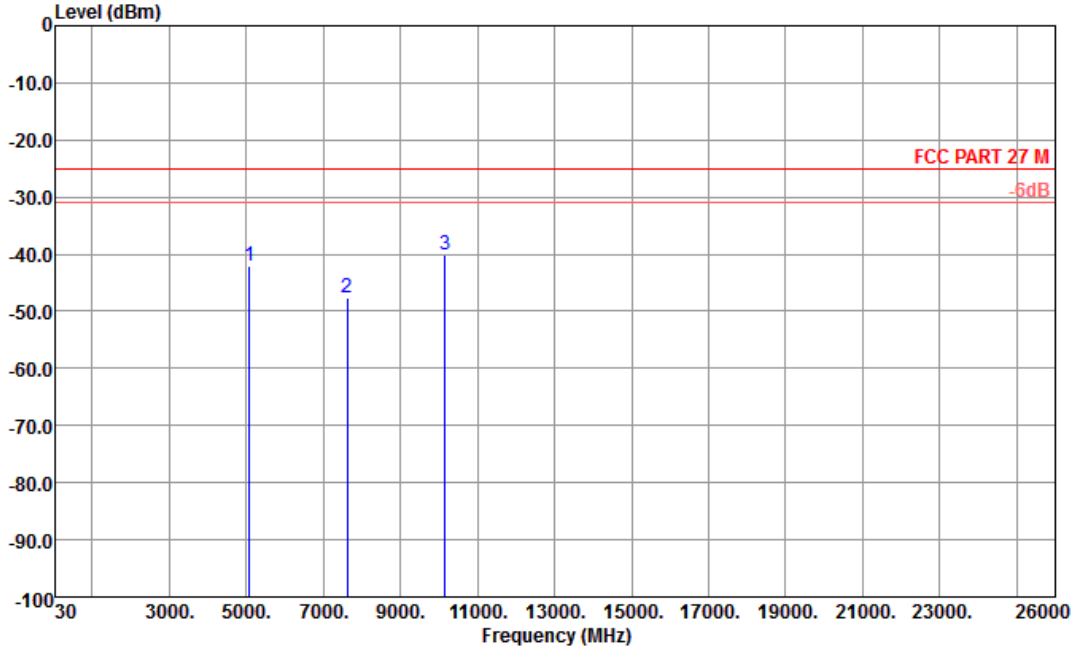

Site : 03CH01-KS
Condition : FCC PART 27 M HF_EIRP_FACTOR130726 VERTICAL

Plane : X

Frequency (MHz)	EIRP (dBm)	Limit (dBm)	Over Limit (dB)	SPA Reading (dBm)	S.G. Power (dBm)	TX Cable loss (dB)	TX Antenna Gain (dBi)	Polarization (H/V)	Result
5074	-42.15	-25	-17.15	-54.25	-47.55	2.2	7.6	V	Pass
7612	-47.59	-25	-22.59	-61.68	-54.37	3.12	9.9	V	Pass
10149	-40.21	-25	-15.21	-56.95	-48.10	2.98	10.87	V	Pass

Band :	LTE Band 7	**Temperature :**	22~23°C
Test Mode :	10MHz QPSK RB Size 1 Offset 49	**Relative Humidity :**	42~43%
Test Engineer :	Star Wei	**Polarization :**	Horizontal
Remark :	Spurious emissions within 30-10th harmonic were found more than 20dB below limit line.		

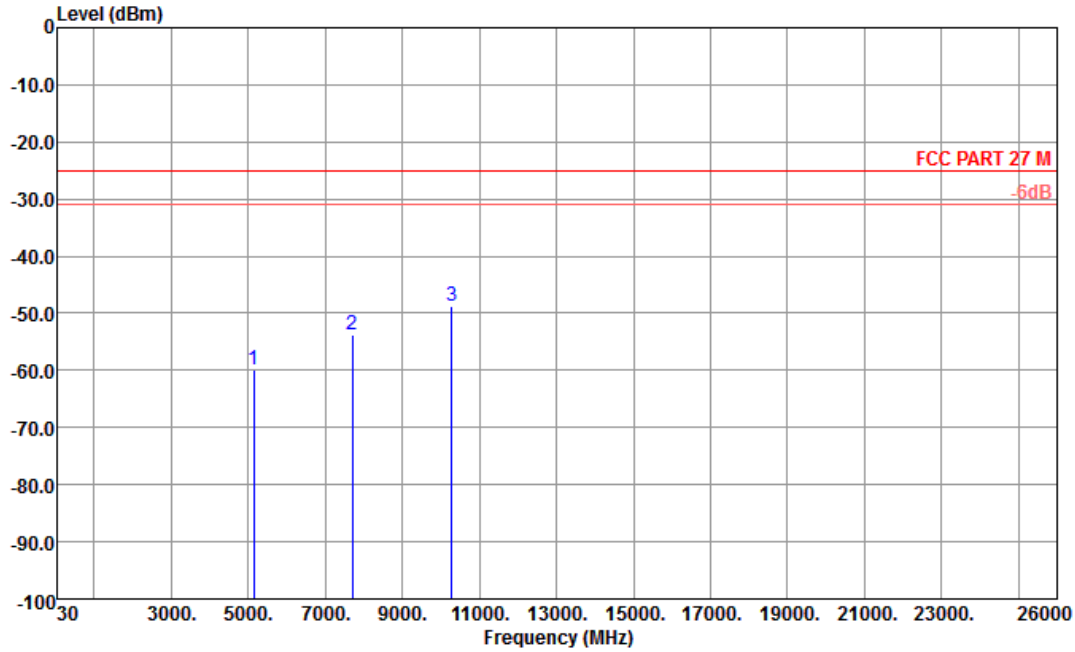

Site : 03CH01-KS
Condition : FCC PART 27 M HF_EIRP_FACTOR130726 HORIZONTAL

Plane : X

Frequency (MHz)	EIRP (dBm)	Limit (dBm)	Over Limit (dB)	SPA Reading (dBm)	S.G. Power (dBm)	TX Cable loss (dB)	TX Antenna Gain (dBi)	Polarization (H/V)	Result
5138	-59.98	-25	-34.98	-62.06	-65.38	2.2	7.6	H	Pass
7708	-53.79	-25	-28.79	-65.33	-60.57	3.12	9.9	H	Pass
10278	-48.75	-25	-23.75	-63.59	-56.64	2.98	10.87	H	Pass

Band :	LTE Band 7	**Temperature :**	22~23°C
Test Mode :	10MHz QPSK RB Size 1 Offset 49	**Relative Humidity :**	42~43%
Test Engineer :	Star Wei	**Polarization :**	Vertical
Remark :	Spurious emissions within 30-10th harmonic were found more than 20dB below limit line.		

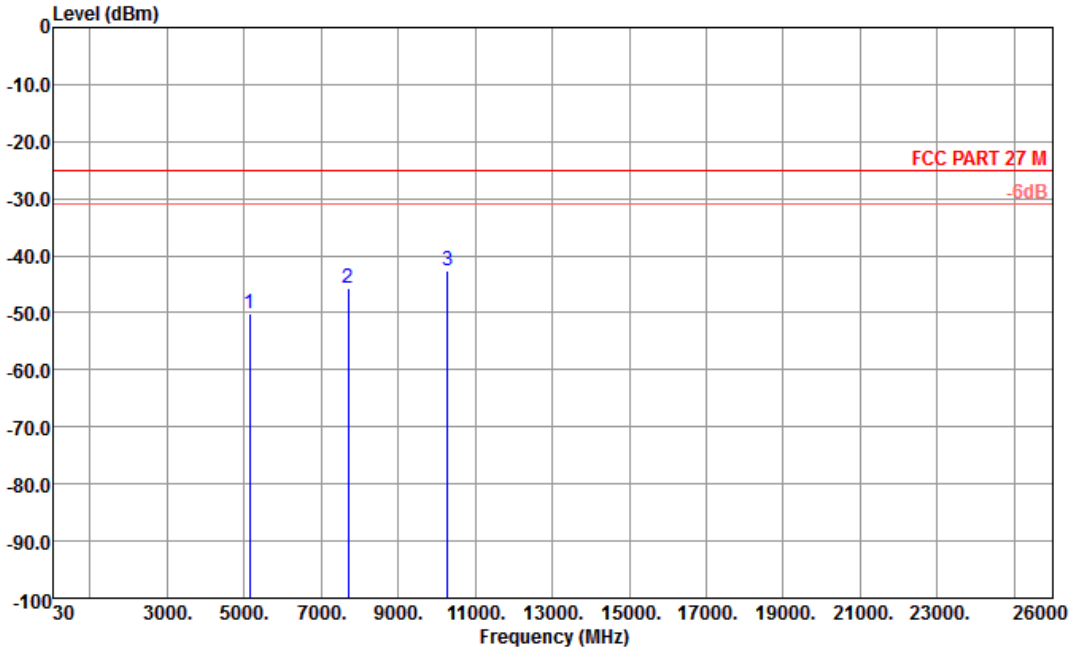

Site : 03CH01-KS
Condition : FCC PART 27 M HF_EIRP_FACTOR130726 VERTICAL

Plane : X

Frequency (MHz)	EIRP (dBm)	Limit (dBm)	Over Limit (dB)	SPA Reading (dBm)	S.G. Power (dBm)	TX Cable loss (dB)	TX Antenna Gain (dBi)	Polarization (H/V)	Result
5138	-50.25	-25	-25.25	-59.68	-55.65	2.2	7.6	V	Pass
7708	-45.59	-25	-20.59	-60.43	-52.37	3.12	9.9	V	Pass
10278	-42.74	-25	-17.74	-58.69	-50.63	2.98	10.87	V	Pass

Band :	LTE Band 7	**Temperature :**	22~23°C
Test Mode :	15MHz QPSK RB Size 1 Offset 74	**Relative Humidity :**	42~43%
Test Engineer :	Star Wei	**Polarization :**	Horizontal
Remark :	Spurious emissions within 30-10th harmonic were found more than 20dB below limit line.		

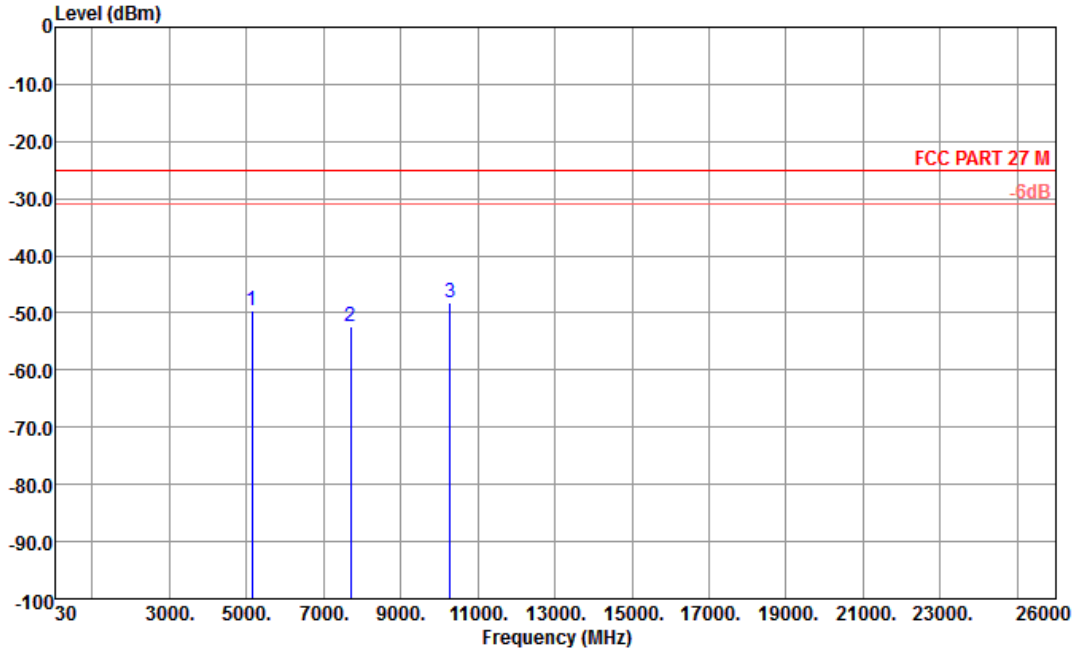

Site : 03CH01-KS
Condition : FCC PART 27 M HF_EIRP_FACTOR130726 HORIZONTAL

Plane : X

Frequency (MHz)	EIRP (dBm)	Limit (dBm)	Over Limit (dB)	SPA Reading (dBm)	S.G. Power (dBm)	TX Cable loss (dB)	TX Antenna Gain (dBi)	Polarization (H/V)	Result
5138	-49.50	-25	-24.50	-56.99	-54.90	2.2	7.6	H	Pass
7708	-52.44	-25	-27.44	-63.98	-59.22	3.12	9.9	H	Pass
10275	-48.10	-25	-23.10	-62.94	-55.99	2.98	10.87	H	Pass

Band :	LTE Band 7	**Temperature :**	22~23°C
Test Mode :	15MHz QPSK RB Size 1 Offset 74	**Relative Humidity :**	42~43%
Test Engineer :	Star Wei	**Polarization :**	Vertical
Remark :	Spurious emissions within 30-10th harmonic were found more than 20dB below limit line.		

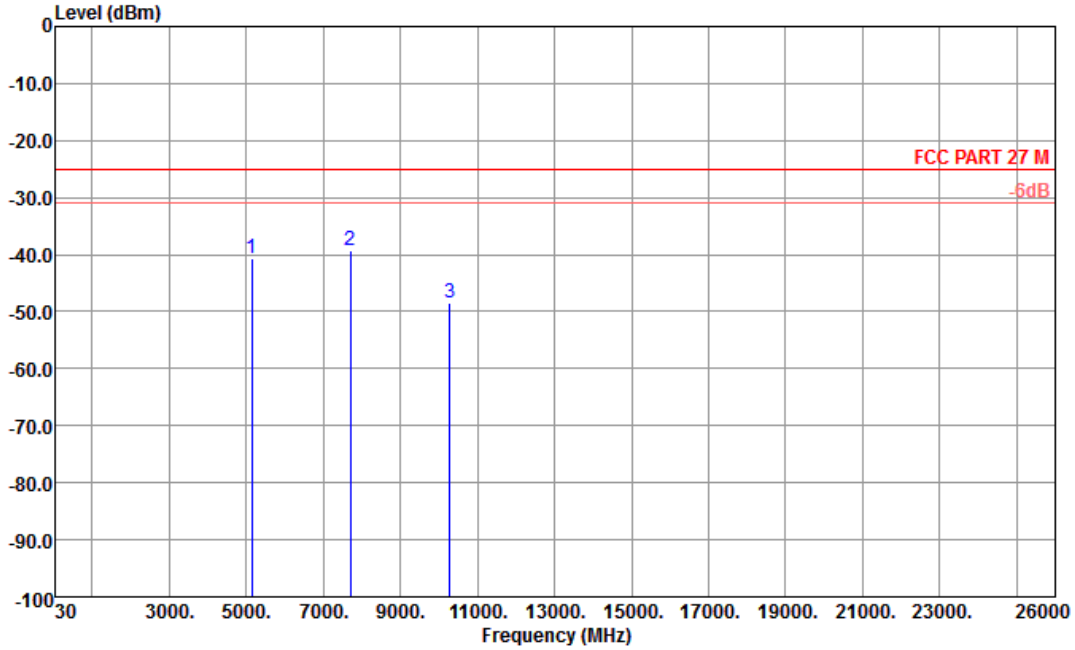

Site : 03CH01-KS
Condition : FCC PART 27 M HF_EIRP_FACTOR130726 VERTICAL

Plane : X

Frequency (MHz)	EIRP (dBm)	Limit (dBm)	Over Limit (dB)	SPA Reading (dBm)	S.G. Power (dBm)	TX Cable loss (dB)	TX Antenna Gain (dBi)	Polarization (H/V)	Result
5138	-40.79	-25	-15.79	-53.16	-46.19	2.2	7.6	V	Pass
7708	-39.26	-25	-14.26	-56.52	-46.04	3.12	9.9	V	Pass
10278	-48.53	-25	-23.53	-61.18	-56.42	2.98	10.87	V	Pass

Band :	LTE Band 7	**Temperature :**	22~23°C
Test Mode :	20MHz QPSK RB Size 1 Offset 99	**Relative Humidity :**	42~43%
Test Engineer :	Star Wei	**Polarization :**	Horizontal
Remark :	Spurious emissions within 30-10th harmonic were found more than 20dB below limit line.		

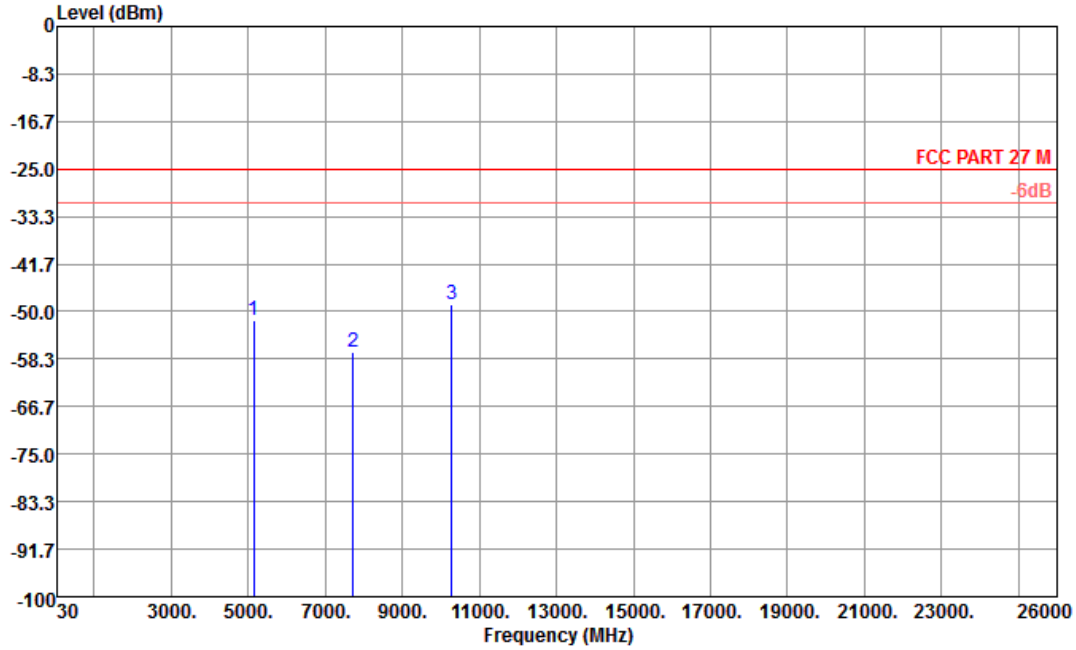

Site : 03CH01-KS
Condition : FCC PART 27 M HF_EIRP_FACTOR130726 HORIZONTAL

Plane : X

Frequency (MHz)	EIRP (dBm)	Limit (dBm)	Over Limit (dB)	SPA Reading (dBm)	S.G. Power (dBm)	TX Cable loss (dB)	TX Antenna Gain (dBi)	Polarization (H/V)	Result
5140	-51.60	-25	-26.60	-58.36	-57.00	2.2	7.60	H	Pass
7710	-57.11	-25	-32.11	-65.11	-63.89	3.12	9.90	H	Pass
10280	-48.77	-25	-23.77	-63.61	-56.66	2.98	10.87	H	Pass

Band :	LTE Band 7	**Temperature :**	22~23°C
Test Mode :	20MHz QPSK RB Size 1 Offset 99	**Relative Humidity :**	42~43%
Test Engineer :	Star Wei	**Polarization :**	Vertical
Remark :	Spurious emissions within 30-10th harmonic were found more than 20dB below limit line.		

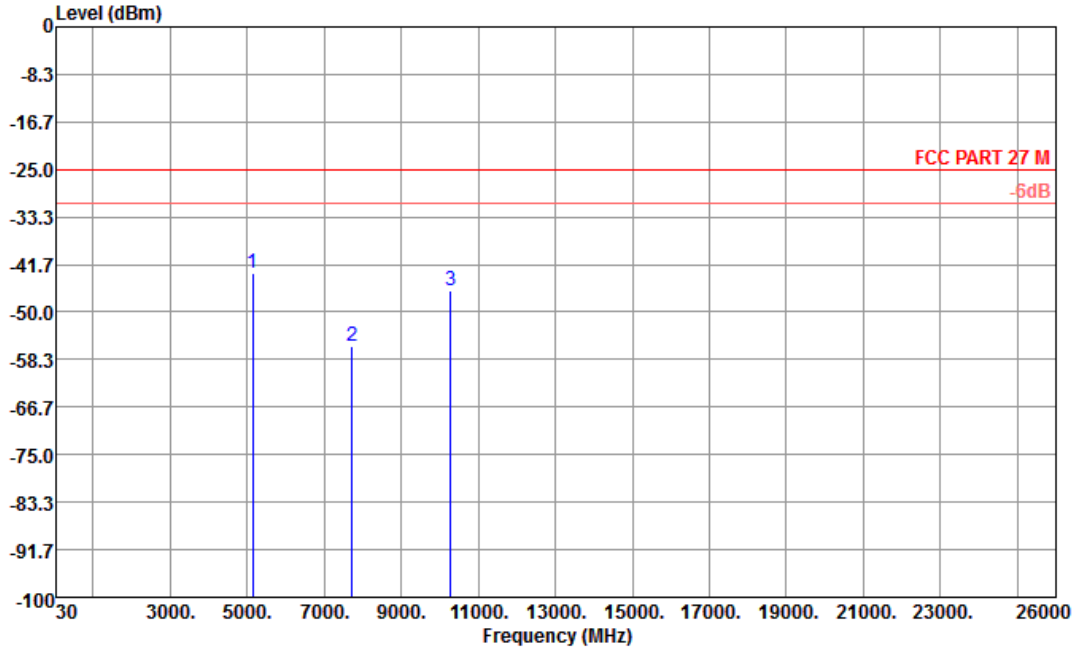

Site : 03CH01-KS
Condition : FCC PART 27 M HF_EIRP_FACTOR130726 VERTICAL

Plane : X

Frequency (MHz)	EIRP (dBm)	Limit (dBm)	Over Limit (dB)	SPA Reading (dBm)	S.G. Power (dBm)	TX Cable loss (dB)	TX Antenna Gain (dBi)	Polarization (H/V)	Result
5140	-43.31	-25	-18.31	-55.21	-48.71	2.2	7.6	V	Pass
7710	-55.85	-25	-30.85	-65.65	-62.63	3.12	9.9	V	Pass
10280	-46.34	-25	-21.34	-59.84	-54.23	2.98	10.87	V	Pass

3.8 Frequency Stability Measurement

3.8.1 Description of Frequency Stability Measurement

The frequency stability shall be measured by variation of ambient temperature and variation of primary supply voltage to ensure that the fundamental emission stays within the authorized frequency block. The frequency stability of the transmitter shall be maintained within ±0.00025% (±2.5ppm) of the center frequency.

3.8.2 Measuring Instruments

Measuring equipment is listed in the section 4 of this test report.

3.8.3 Test Procedures for Temperature Variation

1. The EUT was set up in the thermal chamber and connected with the base station.
2. With power OFF, the temperature was decreased to -30°C and the EUT was stabilized before testing. Power was applied and the maximum change in frequency was recorded within one minute.
3. With power OFF, the temperature was raised in 10°C step up to 50°C. The EUT was stabilized at each step for at least half an hour. Power was applied and the maximum frequency change was recorded within one minute.

3.8.4 Test Procedures for Voltage Variation

1. The EUT was placed in a temperature chamber at 25±5° C and connected with the base station.
2. The power supply voltage to the EUT was varied from 85% to 115% of the nominal value measured at the input to the EUT.
3. The variation in frequency was measured for the worst case.

3.8.5 Test Setup

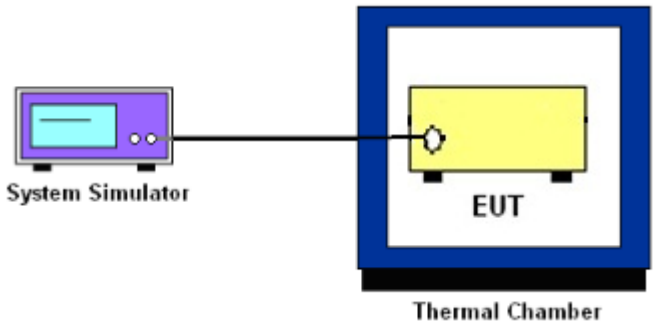

3.8.6 Test Result of Temperature Variation

Band :	LTE Band 4 (QPSK)	Limit (ppm) :	2.5

Temperature (°C)	BW 1.4MHz		BW 3MHz		Result
	Freq. Dev. (Hz)	Deviation (ppm)	Freq. Dev. (Hz)	Deviation (ppm)	
-30	5.7	+0.003	5.6	+0.003	PASS
-20	8.5	+0.005	8.9	+0.005	
-10	-6.9	-0.004	9.5	+0.005	
0	-3.5	-0.002	-6.8	-0.004	
10	-8.7	-0.005	-7.5	-0.004	
20	5.6	+0.003	-6.9	-0.004	
30	-9.0	-0.005	-3.3	-0.002	
40	4.8	+0.003	-2.3	-0.001	
50	-5.7	-0.003	-6.5	-0.004	

Band :	LTE Band 4 (QPSK)	Limit (ppm) :	2.5

Temperature (°C)	BW 5MHz		BW 10MHz		Result
	Freq. Dev. (Hz)	Deviation (ppm)	Freq. Dev. (Hz)	Deviation (ppm)	
-30	-8.1	-0.005	-7.1	-0.004	PASS
-20	-9.2	-0.005	-9.8	-0.006	
-10	-7.5	-0.004	-6.9	-0.004	
0	-6.9	-0.004	-5.3	-0.003	
10	5.6	+0.003	-2.9	-0.002	
20	8.3	+0.005	-8.7	-0.005	
30	3.6	+0.002	-4.5	-0.003	
40	4.0	+0.002	-5.6	-0.003	
50	-5.9	-0.003	-8.0	-0.005	

Band :	LTE Band 4 (QPSK)	Limit (ppm) :	2.5

Temperature (°C)	BW 15MHz		BW 20MHz		Result
	Freq. Dev. (Hz)	Deviation (ppm)	Freq. Dev. (Hz)	Deviation (ppm)	
-30	5.8	+0.003	5.6	+0.003	PASS
-20	-9.8	-0.006	-3.5	-0.002	
-10	-6.5	-0.004	4.5	+0.003	
0	-6.5	-0.004	-8.5	-0.005	
10	4.5	+0.003	-6.3	-0.004	
20	-9.8	-0.006	-3.2	-0.002	
30	6.6	+0.004	1.8	+0.001	
40	4.5	+0.003	7.5	+0.004	
50	-8.4	-0.005	4.5	+0.003	

Band :	LTE Band 4 (16QAM)	Limit (ppm) :	2.5

Temperature (°C)	BW 1.4MHz		BW 3MHz		Result
	Freq. Dev. (Hz)	Deviation (ppm)	Freq. Dev. (Hz)	Deviation (ppm)	
-30	8.8	+0.005	12.2	+0.007	PASS
-20	9.4	+0.005	-8.5	-0.005	
-10	-3.6	-0.002	9.1	+0.005	
0	-5.5	-0.003	10.8	+0.006	
10	-6.9	-0.004	-5.6	-0.003	
20	-8.7	-0.005	2.3	+0.001	
30	5.6	+0.003	-7.4	-0.004	
40	5.2	+0.003	-1.8	-0.001	
50	3.6	+0.002	-5.4	-0.003	

Band :	LTE Band 4 (16QAM)	Limit (ppm) :	2.5

Temperature (°C)	BW 5MHz		BW 10MHz		Result
	Freq. Dev. (Hz)	Deviation (ppm)	Freq. Dev. (Hz)	Deviation (ppm)	
-30	5.7	+0.003	-5.8	-0.003	PASS
-20	6.2	+0.004	-7.8	-0.005	
-10	1.5	+0.001	-9.5	-0.005	
0	4.5	+0.003	-6.8	-0.004	
10	8.2	+0.005	-5.4	-0.003	
20	6.9	+0.004	-9.8	-0.006	
30	-8.2	-0.005	-5.7	-0.003	
40	-5.7	-0.003	-6.8	-0.004	
50	-8.5	-0.005	-9.5	-0.005	

Band :	LTE Band 4 (16QAM)	Limit (ppm) :	2.5

Temperature (°C)	BW 15MHz		BW 20MHz		Result
	Freq. Dev. (Hz)	Deviation (ppm)	Freq. Dev. (Hz)	Deviation (ppm)	
-30	5.8	+0.003	5.7	+0.003	PASS
-20	-9.8	-0.006	-9.8	-0.006	
-10	6.8	+0.004	-5.7	-0.003	
0	5.5	+0.003	-6.2	-0.004	
10	-6.5	-0.004	-3.5	-0.002	
20	-7.8	-0.005	-4.7	-0.003	
30	-9.0	-0.005	5.9	+0.003	
40	5.0	+0.003	-8.5	-0.005	
50	6.3	+0.004	-6.8	-0.004	

Band :	LTE Band 7 (QPSK)	Limit (ppm) :	2.5

Temperature (°C)	BW 5MHz		BW 10MHz		Result
	Freq. Dev. (Hz)	Deviation (ppm)	Freq. Dev. (Hz)	Deviation (ppm)	
-30	-5.4	-0.002	5.6	+0.002	PASS
-20	-2.5	-0.001	3.9	+0.002	
-10	-11.5	-0.005	-5.6	-0.002	
0	-2.9	-0.001	-3.6	-0.001	
10	-11.0	-0.004	-9.0	-0.004	
20	-2.0	-0.001	-2.5	-0.001	
30	3.8	+0.001	6.9	+0.003	
40	9.1	+0.004	-5.4	-0.002	
50	-8.0	-0.003	4.0	+0.002	

Band :	LTE Band 7 (QPSK)	Limit (ppm) :	2.5

Temperature (°C)	BW 15MHz		BW 20MHz		Result
	Freq. Dev. (Hz)	Deviation (ppm)	Freq. Dev. (Hz)	Deviation (ppm)	
-30	3.6	+0.001	8.2	+0.003	PASS
-20	-8.2	-0.003	-11.0	-0.004	
-10	-6.7	-0.003	-10.0	-0.004	
0	8.2	+0.003	-8.2	-0.003	
10	-11.0	-0.004	8.2	+0.003	
20	5.9	+0.002	-11.0	-0.004	
30	9.1	+0.004	-4.7	-0.002	
40	-5.6	-0.002	3.6	+0.001	
50	-2.5	-0.001	8.2	+0.003	

Band :	LTE Band 7 (16QAM)	Limit (ppm) :	2.5

Temperature (°C)	BW 5MHz		BW 10MHz		Result
	Freq. Dev. (Hz)	Deviation (ppm)	Freq. Dev. (Hz)	Deviation (ppm)	
-30	10.9	+0.004	-5.4	-0.002	PASS
-20	11.3	+0.004	-2.5	-0.001	
-10	-10.0	-0.004	-11.5	-0.005	
0	-8.2	-0.003	-5.6	-0.002	
10	8.0	+0.003	-3.6	-0.001	
20	-6.7	-0.003	3.8	+0.001	
30	-9.8	-0.004	4.9	+0.002	
40	-10.0	-0.004	-2.5	-0.001	
50	7.0	+0.003	-5.6	-0.002	

Band :	LTE Band 7 (16QAM)	Limit (ppm) :	2.5

Temperature (°C)	BW 15MHz		BW 20MHz		Result
	Freq. Dev. (Hz)	Deviation (ppm)	Freq. Dev. (Hz)	Deviation (ppm)	
-30	6.3	+0.002	5.0	+0.002	PASS
-20	4.9	+0.002	-11.0	-0.004	
-10	-5.6	-0.002	8.0	+0.003	
0	-3.6	-0.001	-10.0	-0.004	
10	-10.0	-0.004	-5.6	-0.002	
20	3.6	+0.001	-3.6	-0.001	
30	8.2	+0.003	-11.5	-0.005	
40	3.6	+0.001	-5.6	-0.002	
50	8.2	+0.003	3.8	+0.001	

3.8.7 Test Result of Voltage Variation

Band	Bandwidth	Voltage (Volt)	Freq. Dev. (Hz)	Deviation (ppm)	Limit (ppm)	Result
LTE Band 4 (QPSK)	1.4M	3.8	5.6	+0.003	2.5	PASS
		3.5	8.7	+0.005		
		4.35	-5.5	-0.003		
	3M	3.8	-5.7	-0.003		
		3.5	-6.8	-0.004		
		4.35	-7.8	-0.005		
	5M	3.8	-5.1	-0.003		
		3.5	-2.3	-0.001		
		4.35	-3.6	-0.002		
	10M	3.8	-8.5	-0.005		
		3.5	11.2	+0.006		
		4.35	3.6	+0.002		
	15M	3.8	8.7	+0.005		
		3.5	-10.5	-0.006		
		4.35	-11.8	-0.007		
	20M	3.8	-8.5	-0.005		
		3.5	-7.1	-0.004		
		4.35	-8.9	-0.005		
LTE Band 7 (QPSK)	5M	3.8	3.2	+0.001	2.5	PASS
		3.5	5.6	+0.002		
		4.35	3.0	+0.001		
	10M	3.8	-5.6	-0.002		
		3.5	-2.5	-0.001		
		4.35	3.9	+0.002		
	15M	3.8	-2.5	-0.001		
		3.5	5.6	+0.002		
		4.35	-5.6	-0.002		
	20M	3.8	7.1	+0.003		
		3.5	10.3	+0.004		
		4.35	-11.5	-0.005		

Band	Bandwidth	Voltage (Volt)	Freq. Dev. (Hz)	Deviation (ppm)	Limit (ppm)	Result
LTE Band 4 (16QAM)	1.4M	3.8	-8.5	-0.005	2.5	PASS
		3.5	-6.5	-0.004		
		4.35	-7.8	-0.005		
	3M	3.8	-9.8	-0.006		
		3.5	-8.9	-0.005		
		4.35	-7.8	-0.005		
	5M	3.8	5.8	+0.003		
		3.5	7.1	+0.004		
		4.35	11.2	+0.006		
	10M	3.8	10.3	+0.006		
		3.5	9.5	+0.005		
		4.35	-8.7	-0.005		
	15M	3.8	-5.6	-0.003		
		3.5	-9.8	-0.006		
		4.35	-4.5	-0.003		
	20M	3.8	-3.8	-0.002		
		3.5	-7.2	-0.004		
		4.35	-5.2	-0.003		
LTE Band 7 (16QAM)	5M	3.8	-2.9	-0.001	2.5	PASS
		3.5	3.8	+0.001		
		4.35	-11.5	-0.005		
	10M	3.8	-2.5	-0.001		
		3.5	-10.0	-0.004		
		4.35	4.9	+0.002		
	15M	3.8	3.8	+0.001		
		3.5	3.2	+0.001		
		4.35	-5.6	-0.002		
	20M	3.8	5.8	+0.002		
		3.5	6.0	+0.002		
		4.35	4.9	+0.002		

Remark:

1. Normal Voltage = 3.8V.
2. The manufacturer declared that the EUT could work properly between voltage 3.5V ~ 4.35V.

4 List of Measuring Equipment

Instrument	Manufacturer	Model No.	Serial No.	Characteristics	Calibration Date	Test Date	Due Date	Remark
Spectrum Analyzer	R&S	FSP40	100319	9kHz~40GHz	Dec. 28, 2013	Mar. 31, 2014~ Apr. 04, 2014	Dec. 27, 2014	Conducted (TH01-KS)
Pulse Power Sensor	Anritsu	MA2411B	0917070	30MHz~40GHz	Feb. 27, 2014	Mar. 31, 2014~ Apr. 04, 2014	Feb. 26, 2015	Conducted (TH01-KS)
Power Meter	Anritsu	ML2495A	1005002	50MHz Bandwidth	Feb. 27, 2014	Mar. 31, 2014~ Apr. 04, 2014	Feb. 26, 2015	Conducted (TH01-KS)
Thermal Chamber	Ten Billion	TTC-B3S	TBN-960502	(-40~+150)	Dec. 10, 2013	Mar. 31, 2014~ Apr. 04, 2014	Dec. 09, 2014	Conducted (TH01-KS)
EMI Test Receiver	R&S	ESCI	100534	9kHz~3GHz	Nov. 05, 2013	Apr. 03, 2014~ Apr. 11, 2014	Nov. 04, 2014	Radiation (03CH01-KS)
Spectrum Analyzer	R&S	FSP30	101399	9kHz~30GHz	May 23, 2013	Apr. 03, 2014~ Apr. 11, 2014	May 22, 2014	Radiation (03CH01-KS)
Bilog Antenna	SCHAFFNER	CBL6112D	23182	25MHz~2GHz	Jan. 08, 2014	Apr. 03, 2014~ Apr. 11, 2014	Jan. 07, 2015	Radiation (03CH01-KS)
Double Ridge Horn Antenna	EMCO	3117	00075959	1GHz~18GHz	Jan. 08, 2014	Apr. 03, 2014~ Apr. 11, 2014	Jan. 07, 2015	Radiation (03CH01-KS)
SHF-EHF Horn	Schwarzbeck	BBHA 9170	BBHA170249	15GHz~40GHz	Mar. 10, 2014	Apr. 03, 2014~ Apr. 11, 2014	Mar. 09, 2015	Radiation (03CH01-KS)
Active Horn Antenna	com-power	AHA-118	701030	1GHz~18GHz	Nov. 18, 2013	Apr. 03, 2014~ Apr. 11, 2014	Nov. 17, 2014	Radiation (03CH01-KS)
Amplifier	com-power	PA-103A	161069	1MHz~1GHz	May 23, 2013	Apr. 03, 2014~ Apr. 11, 2014	May 22, 2014	Radiation (03CH01-KS)
Amplifier	Agilent	8449B	3008A02371	1GHz~26.5GHz	Dec. 10, 2013	Apr. 03, 2014~ Apr. 11, 2014	Dec. 09, 2014	Radiation (03CH01-KS)
Turn Table	MF	MF7802	N/A	0~360 degree	NCR	Apr. 03, 2014~ Apr. 11, 2014	NCR	Radiation (03CH01-KS)
Antenna Mast	MF	MF7802	N/A	1 m~4 m	NCR	Apr. 03, 2014~ Apr. 11, 2014	NCR	Radiation (03CH01-KS)

Instrument	Manufacturer	Model No.	Serial No.	Characteristics	Calibration Date	Test Date	Due Date	Remark
Spectrum Analyzer	R&S	FSP 7	100819	9kHz~7GHz	May 23, 2013	Apr. 17, 2014	May 22, 2014	ERP/EIRP (OTA01-KS)
Switch Control Manframe	Agilent	3499A	MY42005452	N/A	N/A	Apr. 17, 2014	N/A	ERP/EIRP (OTA01-KS)
Dual 1-to-6(4) MW MUX	Agilent	N2276A	MY42000841	N/A	N/A	Apr. 17, 2014	N/A	ERP/EIRP (OTA01-KS)
Microwave Switch	Agilent	44476A	MY42002573	N/A	N/A	Apr. 17, 2014	N/A	ERP/EIRP (OTA01-KS)
Microwave Switch	Agilent	44476A	MY42002586	N/A	N/A	Apr. 17, 2014	N/A	ERP/EIRP (OTA01-KS)
Diagonal Dual Polarized Horn	ETS-Lindgren	3164-04	00066993	700MHz~6GHz	N/A	Apr. 17, 2014	N/A	ERP/EIRP (OTA01-KS)
Multi-Devices Controller	ETS-Lindgren	2090-OPT1	00066604	N/A	N/A	Apr. 17, 2014	N/A	ERP/EIRP (OTA01-KS)
Conical Log Spiral (Small)	ETS-Lindgren	3102	00066951	1~10GHz	N/A	Apr. 17, 2014	N/A	ERP/EIRP (OTA01-KS)
Turn Table	ETS-Lindgren	2088	N/A	Resolution : 0.1degree	N/A	Apr. 17, 2014	N/A	ERP/EIRP (OTA01-KS)
Limiting Amplifier	ETS-lindgren	109643	920326	10MHz~2.5GHz	N/A	Apr. 17, 2014	N/A	ERP/EIRP (OTA01-KS)
EMQuest	ETS-Lindgren	EMQ-100	1125	N/A	N/A	Apr. 17, 2014	N/A	ERP/EIRP (OTA01-KS)
Medium Duty Holder	ETS-Lindgren	2015	N/A	N/A	N/A	Apr. 17, 2014	N/A	ERP/EIRP (OTA01-KS)

5 Uncertainty of Evaluation

Uncertainty of Radiated Emission Measurement (30 MHz ~ 1000 MHz)

Measuring Uncertainty for a Level of Confidence of 95% (U = 2Uc(y))	**2.54**