RF TEST REPORT

Report No.: SET2019-12417

Product: LTE CAT6 CPE Outdoor

FCC ID: SRQ-ZTEMF256

Model No.: MF256

Applicant: ZTE Corporation

Address: ZTE Plaza, Keji Road South, Shenzhen, China

Dates of Testing: 09/01/2019 — 09/19/2019

Issued by: CCIC Southern Electronic Product Testing (Shenzhen) Co., Ltd.

Lab Location: Building 28/29, East of Shigu Xili Industrial Zone, Nanshan District Shenzhen, Guangdong 518055, China.

Tel：86 755 26627338 **Fax**：86 755 26627238

This test report consists of 140 pages in total. It may be duplicated completely for legal use with the approval of the applicant. It should not be reproduced except in full, without the written approval of our laboratory. The client should not use it to claim product endorsement by CCIC-SET. The test results in the report only apply to the tested sample. The test report shall be invalid without all the signatures of testing engineers, reviewer and approver. Any objections must be raised to CCIC-SET within 15 days since the date when the report is received. It will not be taken into consideration beyond this limit.

Test Report

Product .....: LTE CAT6 CPE Outdoor

Brand Name.....: ZTE

Trade Name .....: ZTE

Applicant .....: ZTE Corporation

Applicant Address .....: ZTE Plaza, Keji Road South, Shenzhen, China.

Manufacturer .....: ZTE Corporation

Manufacturer Address.....: ZTE Plaza, Keji Road South, Shenzhen, China.

Test Standards .....: 47 CFR Part 2/24/27

Test Result……: PASS

Tested by ……: Robin Luo 2019.10.09.

Robin Luo, Test Engineer

Reviewed by……: Chris You 2019.10.09.

Chris You, Senior Engineer

Approved by……: Shuangwen Zhang 2019.10.09.

Shuangwen Zhang，Manager

Table of Contents

1. GENERAL INFORMATION 5

1.1 EUT Description 5

1.2 Maximum ERP/EIRP Power, Frequency Tolerance, and Emission Designator 6

1.3 Test Standards and Results 8

1.4 Test Configuration of Equipment Under Test 10

1.5 Measurement Results Explanation Example 11

1.6 Facilities and Accreditations 12

2. 47 CFR PART 2 REQUIREMENTS 13

2.1 Conducted RF Output Power 13

2.2 Peak to Average Radio 15

2.3 99% Occupied Bandwidth and 26dB Bandwidth 17

2.4 Frequency Stability 19

2.5 Conducted Out of Band Emissions 22

2.6 Conducted Band Edge 25

2.7 Transmitter Radiated Power (EIRP/ERP) 27

2.8 Radiated Out of Band Emissions 33

3. LIST OF MEASURING EQUIPMENT 40

APPENDIX A 41

Conducted RF (Average) Output Power 41

99% Occupied Bandwidth 70

26dB Bandwidth 79

Frequency Stability 88

Conducted Out of Band Emissions 90

Conducted Band Edge 100

Change History		
Issue	Date	Reason for change
1.0	2019.10.09	First edition

1. GENERAL INFORMATION

1.1 EUT Description

EUT Type	LTE CAT6 CPE Outdoor
EUT supports Radios application	LTE Band 2/4/7/41
Frequency Range	LTE Band 2: 1850.7MHz~1909.3MHz LTE Band 4: 1710.7MHz~1754.3MHz LTE Band 7: 2502.5MHz~2567.5MHz LTE Band 41: 2498.5MHz~2687.5MHz
Maximum Output Power to Antenna	LTE Band 2: 22.49dBm LTE Band 4: 23.38dBm LTE Band 7: 23.64dBm LTE Band 41: 23.96dBm
Bandwidth	LTE Band 2: 1.4MHz/3MHz/5MHz/10MHz/15MHz/20MHz LTE Band 4: 1.4MHz/3MHz/5MHz/10MHz/15MHz/20MHz LTE Band 7: 5MHz/10MHz/15MHz/20MHz LTE Band 41: 5MHz/10MHz/15MHz/20MHz
Modulation Type	QPSK/16QAM/64QAM(downlink only)
Antenna Type	Internal Antenna
Antenna Gain	LTE Band 2:2dBi LTE Band 4:2dBi LTE Band 7: 3dBi LTE Band 41: 3dBi
Power supply	POE

1.2 Maximum ERP/EIRP Power, Frequency Tolerance, and Emission Designator

Band	Type of Modulation	BW (MHz)	Emission Designator	Frequency Tolerance (ppm)	Maximum ERP/EIRP(W)
LTE Band 2	QPSK	1.4	1M10G7D	—	0.188
LTE Band 2	16QAM	1.4	1M09W7D	—	0.185
LTE Band 2	QPSK	3	2M68G7D	—	0.173
LTE Band 2	16QAM	3	2M68W7D	—	0.171
LTE Band 2	QPSK	5	4M49G7D	—	0.125
LTE Band 2	16QAM	5	4M50W7D	—	0.126
LTE Band 2	QPSK	10	8M92G7D	0.013	0.129
LTE Band 2	16QAM	10	8M93W7D	—	0.136
LTE Band 2	QPSK	15	13M5G7D	—	0.110
LTE Band 2	16QAM	15	13M5W7D	—	0.110
LTE Band 2	QPSK	20	17M9G7D	—	0.140
LTE Band 2	16QAM	20	17M9W7D	—	0.141
LTE Band 4	QPSK	1.4	1M09G7D	__	0.172
LTE Band 4	16QAM	1.4	1M09W7D	__	0.133
LTE Band 4	QPSK	3	2M68G7D	__	0.174
LTE Band 4	16QAM	3	2M68W7D	__	0.195
LTE Band 4	QPSK	5	4M49G7D	__	0.232
LTE Band 4	16QAM	5	4M50W7D	__	0.125
LTE Band 4	QPSK	10	8M93G7D	0.011	0.184
LTE Band 4	16QAM	10	8M93W7D	__	0.158
LTE Band 4	QPSK	15	13M5G7D	__	0.144
LTE Band 4	16QAM	15	13M5W7D	__	0.118
LTE Band 4	QPSK	20	17M9G7D	__	0.147
LTE Band 4	16QAM	20	17M9W7D	—	0.122
LTE Band 7	QPSK	5	4M49G7D	—	0.164

LTE Band 7	16QAM	5	4M49W7D	—	0.166
LTE Band 7	QPSK	10	8M93G7D	0.012	0.163
LTE Band 7	16QAM	10	8M93W7D	—	0.175
LTE Band 7	QPSK	15	13M5G7D	—	0.166
LTE Band 7	16QAM	15	13M5W7D	—	0.139
LTE Band 7	QPSK	20	17M9G7D	—	0.136
LTE Band 7	16QAM	20	17M9W7D	—	0.135
LTE Band 41	QPSK	5	4M49G7D	—	0.221
LTE Band 41	16QAM	5	4M50W7D	—	0.191
LTE Band 41	QPSK	10	8M92G7D	0.025	0.224
LTE Band 41	16QAM	10	8M92W7D	—	0.194
LTE Band 41	QPSK	15	13M4G7D	—	0.179
LTE Band 41	16QAM	15	13M4W7D	—	0.198
LTE Band 41	QPSK	20	17M9G7D	—	0.232
LTE Band 41	16QAM	20	17M9W7D	—	0.187

1.3 Test Standards and Results

The objective of the report is to perform testing according to 47 CFR Part 2, Part24, Part27 ， for the EUT FCC ID Certification:

1.47 CFR Part 2/24/27

2. ANSI/TIA/EIA-603-D-2010

3. FCC KDB 971168 D01 Power Meas. License Digital Systems v03r01

Test detailed items/section required by FCC rules and results are as below:

No.	Section	Description	Limit	Result
1	2.1046	Conducted RF Output Power	Reporting Only	PASS
2	§24.232(d)	Peak to Average Radio	＜13dB	PASS
3	§24.232(c) §27.50(h)(2)	Equivalent Isotropic Radiated Power (Band 2/7/41)	EIRP < 2Watt	PASS
	§27.50(d)(4)	Equivalent Isotropic Radiated Power (Band 4)	EIRP < 1Watt	PASS
4	2.1049	Occupied Bandwidth	Reporting Only	PASS
5	§2.1051 §24.238(a) 27.53(h) 27.53(m)(4)	Conducted Band Edge Measurement (Band 2) (Band 4) (Band 7/41)	＜ 43+10log10(P[watt]) ＜5.5MHz: -13dBm ⩾5.5MHz: -25dBm	PASS
6	2.1051 24.238(a) 27.53(h)	Conducted Spurious Emission Measurement (Band 2) (Band 4)	＜ 43+10log10(P[watt])	PASS

	2.1051 27.53(m)(4) 27.53(i)(4)	Conducted Spurious Emission Measurement (Band 7/41)	＜ 55+10log10(P[watt])	PASS
7	2.1053 24.238(a) 27.53(h)	Radiated Spurious Emission (Band 2) (Band 4)	＜ 43+10log10(P[watt])	PASS
	2.1053 27.53(m)(4) 27.53(i)(4)	Radiated Spurious Emission (Band 7/41)	＜ 55+10log10(P[watt])	PASS
8	2.1055 24.235 27.54	Frequency Stability	＜2.5ppm	PASS

Remark：

1. All test items were verified and recorded according to the standards and without any deviation during the test.

2. This EUT has also been tested and complied with the requirements of FCC Part 15, Subpart B, recorded in a separate test report.

1.4 Test Configuration of Equipment Under Test

Antenna port conducted and radiated test items listed below are performed according to KDB 971168 D01 Power Meas. License Digital Systems v03r01 with maximum output power.

Radiated measurements are performed by rotating the EUT in three different orthogonal test planes to find the maximum emission.

Test Items	Band	Bandwidth(MHz)						Modulation		RB#			Test Channel		
		1.4	3	5	10	15	20	QPSK	16QAM	1	Half	Full	L	M	H
Max. Output Power	2	√	√	√	√	√	√	√	√	√	√	√	√	√	√
	4	√	√	√	√	√	√	√	√	√	√	√	√	√	√
	7			√	√	√	√	√	√	√	√	√	√	√	√
	41			√	√	√	√	√	√	√	√	√	√	√	√
Peak-to-Average Ratio	2	√	√	√	√	√	√		√	√		√	√	√	√
	4														
	7														
	41														
26dB and 99% Bandwidth	2	√	√	√	√	√	√	√	√			√		√	
	4	√	√	√	√	√	√	√	√			√		√	
	7			√	√	√	√	√	√			√		√	
	41			√	√	√	√	√	√			√		√	
Conducted Band Edge	2	√	√	√	√	√	√	√	√	√		√	√		√
	4	√	√	√	√	√	√	√	√	√		√	√		√
	7			√	√	√	√	√	√	√		√	√		√
	41			√	√	√	√	√	√	√		√	√		√
Conducted Spurious Emission	2	√	√	√	√	√	√	√	√	√			√	√	√
	4	√	√	√	√	√	√	√	√	√			√	√	√
	7			√	√	√	√	√		√			√	√	√
	41			√	√	√	√	√		√			√	√	√
Frequency Stability	2				√			√				√		√	
	4				√			√				√		√	
	7				√			√				√		√	
	41				√			√				√		√	
ERP/EIRP	2	√	√	√	√	√	√	√	√	√			√	√	√
	4	√	√	√	√	√	√	√	√	√			√	√	√
	7			√	√	√	√	√	√	√			√	√	√
	41			√	√	√	√	√	√	√			√	√	√
Radiated Spurious Emission	2	Worst case												√	
	4	Worst case												√	

	7	**Worst case**		**√**	
	41	**Worst case**		**√**	
Note	**1. The mark " √ " means that this configuration is chosen for testing.** **2.The mark "-" means that this bandwidth is not supported.** **3. The device is investigated from 30MHz to 10 times of fundamental signal for radiated spurious emission test under different RB size/offset and modulations in exploratory test. Subsequently, only the worst case emissions are reported.** **4. For E.R.P/E.I.R.P. measurement, the widest bandwidth and the bandwidth with the highest conducted power of each band is chosen for testing. Besides, the lowest bandwidth of each band is also measured for reporting only.**				

1.5 Measurement Results Explanation Example

For all conducted test items:

The offset level is set in the spectrum analyzer to compensate the RF cable loss and attenuator factor between EUT conducted output port and spectrum analyzer. With the offset compensation, the spectrum analyzer reading level is exactly the EUT RF output level.

The spectrum analyzer offset is derived from RF cable loss and attenuator factor.

Offset = RF cable loss + attenuator factor.
Following shows an offset computation example with cable loss 7dB and 10dB attenuator.

Example:

Offset (dB) = RF cable loss(dB) + attenuator factor(dB).
= 7 + 10 = 17 (dB)

1.6 Facilities and Accreditations

1.6.1 Test Facilities

CNAS-Lab Code: L1659

CCIC-SET is a third party testing organization accredited by China National Accreditation Service for Conformity Assessment (CNAS) according to ISO/IEC 17025. The accreditation certificate number is L1659.

FCC-Registration No.: CN5031

CCIC Southern Electronic Product Testing (Shenzhen) Co., Ltd. EMC Laboratory has been registered and fully described in a report filed with the FCC (Federal Communications Commission). The acceptance letter from the FCC is maintained in our files. Designation Number: CN5031, valid time is until December 31, 2019.

ISED Registration: 11185A-1

CCIC Southern Electronic Product Testing (Shenzhen) Co., Ltd. EMC Laboratory has been registered by Certification and Engineering Bureau of Industry Canada for the performance of radiated measurements with Registration No. 11185A-1 on Aug. 04, 2016, valid time is until December 31, 2019.

NVLAP Lab Code: 201008-0

CCIC-SET is a third party testing organization accredited by NVLAP according to ISO/IEC 17025. The accreditation certificate number is 201008-0.

1.6.2 Test Environment Conditions

During the measurement, the environmental conditions were within the listed ranges:

Temperature (°C):	15℃- 35℃
Relative Humidity (%):	30% -60%
Atmospheric Pressure (kPa):	86KPa-106KPa

2. 47 CFR PART 2 REQUIREMENTS

2.1 Conducted RF Output Power

2.1.1 Requirement

According to FCC section 2.1046(a), for transmitters other than single sideband, independent sideband and controlled carrier radiotelephone, power output shall be measured at the RF output terminals when the transmitter is adjusted in accordance with the tune-up procedure to give the values of current and voltage on the circuit elements specified in FCC section 2.1033(c)(8).

2.1.2 Measuring Instruments

The measuring equipment is listed in the section 3 of this test report.

2.1.3 Test Setup



2.1.4 Test Procedures

1. The transmitter output port was connected to the system simulator.
2. Set EUT at maximum power through system simulator.
3. Select lowest, middle, and highest channels for each band and different modulation.
4. Measure and record the power level from the system simulator.

2.1.5 Test Results

Please refer to Appendix A for detail

2.2 Peak to Average Radio

2.2.1 Definition

Power Complementary Cumulative Distribution Function (CCDF) curves provide a means for characterizing the power peaks of a digitally modulated signal on a statistical basis. A CCDF curve depicts the probability of the peak signal amplitude exceeding the average power level. Most contemporary measurement instrumentation include the capability to produce CCDF curves for an input signal provided that the instrument's resolution bandwidth can be set wide enough to accommodate the entire input signal bandwidth. In measuring transmissions in this band using an average power technique, the peak-to-average ratio (PAR) of the transmission may not exceed 13 dB.

2.2.2 Measuring Instruments

The measuring equipment is listed in the section 4 of this test report.

2.2.3 Test Description

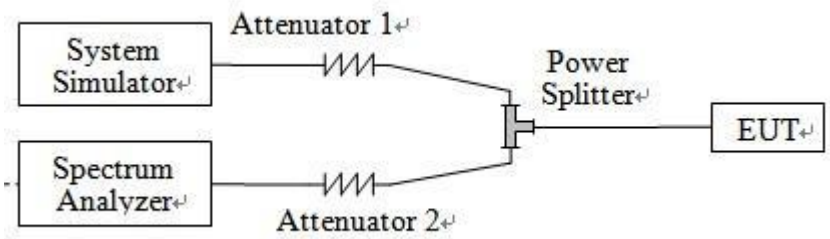

2.2.4 Test Procedures

1. The EUT was connected to spectrum and system simulator via a power divider.
2. Set the CCDF (Complementary Cumulative Distribution Function) option in spectrum analyzer.
3. The highest RF powers were measured and recorded the maximum PAPR level associated with a probability of 0.1 %.
4. Record the deviation as Peak to Average Ratio.

2.2.5 Test Results of Peak-to-Average Ratio

Please refer to Appendix A for detail

2.3 99% Occupied Bandwidth and 26dB Bandwidth

2.3.1 Definition

According to FCC section 2.1049, the occupied bandwidth is the width of a frequency band such that, below the lower and above the upper frequency limits, the mean powers emitted are each equal to a specified percentage 0.5% of the total mean transmitted power.

The 26 dB emission bandwidth is defined as the frequency range between two points, one above and one below the carrier frequency, at which the spectral density of the emission is attenuated 26 dB below the maximum in-band spectral density of the modulated signal. Spectral density (power per unit bandwidth) is to be measured with a detector of resolution bandwidth equal to approximately 1.0% of the emission bandwidth.

2.3.2 Measuring Instruments

The measuring equipment is listed in the section 4 of this test report.

2.3.3 Test Setup

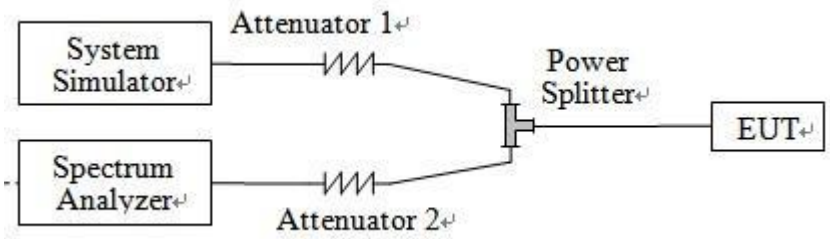

2.3.4 Test Procedures

1. The EUT was connected to spectrum analyzer and system simulator via a power divider.
2. The 26dB and 99% occupied bandwidth (BW) of the middle channel for the highest RF power with full RB sizes were measured.

2.3.5 Test Result of 99% Occupied Bandwidth and 26dB Bandwidth

Please refer to Appendix A for detail

2.4 Frequency Stability

2.4.1 Requirement

According to FCC requirement, the frequency stability shall be sufficient to ensure that the fundamental emission stays within the authorized frequency block. The frequency stability shall be measured by variation of ambient temperature and variation of primary supply voltage to ensure that the fundamental emission stays within the authorized frequency block. The frequency stability of the transmitter shall be maintained within ±0.00025% (±2.5ppm) of the center frequency. According to FCC section 2.1055, the test conditions are:

(a) The temperature is varied from -30°C to +50°C at intervals of not more than 10°C.

(b) For hand carried battery powered equipment, the primary supply voltage is reduced to the battery operating end point which shall be specified by the manufacture. The supply voltage shall be measured at the input to the cable normally provided with the equipment, or at the power supply terminals if cables are not normally provided.

2.4.2 Measuring Instruments

The measuring equipment is listed in the section 3 of this test report.

2.4.3 Test Setup

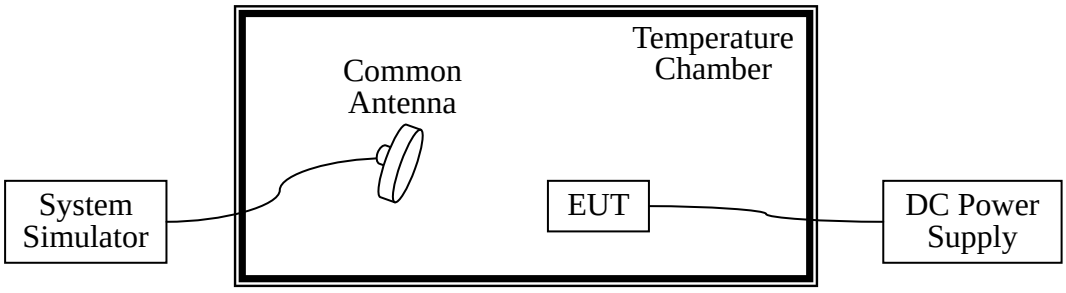

2.4.4 Test Procedures

1. The EUT was set up in the thermal chamber and connected with the system simulator.

2. With power OFF, the temperature was decreased to -30°C and the EUT was stabilized

before testing. Power was applied and the maximum change in frequency was recorded within one minute.

3. With power OFF, the temperature was raised in 10°C step up to 50°C. The EUT was stabilized at each step for at least half an hour. Power was applied and the maximum frequency change was recorded within one minute.
4. The nominal, highest and lowest extreme voltages were tested, which are specified by the applicant; the normal temperature here used is 25°C.
5. The variation in frequency was measured for the worst case.

2.4.5 Test Result of Frequency Stability

Please refer to Appendix A for detail

2.5 Conducted Out of Band Emissions

2.5.1 Requirement

The power of any emission outside of the authorized operating frequency ranges must be lower than the transmitter power (P) by a factor of at least 43 + 10 log (P) dB.

For Band 7:

The power of any emission outside of the authorized operating frequency ranges must be lower than the transmitter power (P) by a factor of at least 55 + 10 log (P) dB.

It is measured by means of a calibrated spectrum analyzer and scanned from 30 MHz up to a frequency including its 10th harmonic.

2.5.2 Measuring Instruments

The measuring equipment is listed in the section 4 of this test report.

2.5.3 Test Setup

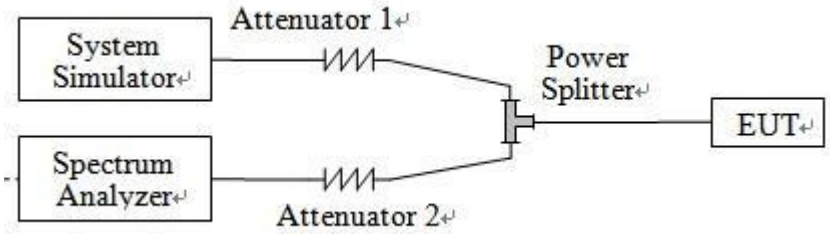

2.5.4 Test Procedures

1. The EUT was connected to spectrum analyzer and system simulator via a power divider.
2. The RF output of EUT was connected to the spectrum analyzer by RF cable and attenuator. The path loss was compensated to the results for each measurement.
3. The middle channel for the highest RF power within the transmitting frequency was measured.
4. The conducted spurious emission for the whole frequency range was taken.

5. Make the measurement with the spectrum analyzer's RBW = 1MHz, VBW = 3MHz, taking the record of maximum spurious emission.
6. The RF fundamental frequency should be excluded against the limit line in the operating frequency band.
7. The limit line is derived from 43 + 10log(P)dB below the transmitter power P(Watts)

   = P(W)- [43 + 10log(P)] (dB)

   = [30 + 10log(P)] (dBm) - [43 + 10log(P)] (dB)

   = -13dBm.
8. For Band 7

   The limit line is derived from 55 + 10log(P)dB below the transmitter power P(Watts)

   = P(W)- [55 + 10log(P)] (dB)

   = [30 + 10log(P)] (dBm) - [55 + 10log(P)] (dB)

   = -25dBm.
9. For 9KHz to 30MHz: the amplitude of spurious emissions which are attenuated by more than 20dB below the permissible value has no need to be reported.

2.5.5 Test Result of Conducted Spurious Emission

Please refer to Appendix A for detail

2.6 Conducted Band Edge

2.6.1 Description of Conducted Band Edge Measurement

22.917(a)

Out of band emissions. The power of any emission outside of the authorized operating frequency ranges must be attenuated below the transmitting power (P) by a factor of at least 43 + 10 log(P) dB.

24.238(a)

For operations in the 1850 -1910 MHz band, the FCC limit is 43 + 10log10 (P [Watts]) dB below the transmitter power P(Watts) in a 1MHz bandwidth. However, in the 1MHz bands immediately outside and adjacent to a licensee's frequency block, a resolution bandwidth of at least one percent of the emission bandwidth of the fundamental emission of the transmitter may be employed.

27.53(h)

For operations in the 1710 – 1755 MHz band, the FCC limit is 43 + 10log10(P[Watts]) dB below the transmitter power P(Watts) in a 1 MHz bandwidth. However, in the 1MHz bands immediately outside and adjacent to the licensee's frequency block, a resolution bandwidth of at least one percent of the emission bandwidth of the fundamental emission of the transmitter may be employed.

27.53(g)

For operations in the 698 – 746 MHz band, the FCC limit is 43 + 10log10(P[Watts]) dB below the transmitter power P(Watts) in a 100 kHz bandwidth. However, in the 100kHz bands immediately outside and adjacent to the licensee's frequency block, a resolution bandwidth of at least 30kHz may be employed.

27.53m(4)

For mobile digital stations, the attenuation factor shall be not less than 40 + 10 log (P) dB on all frequencies between the channel edge and 5 megahertz from the channel edge, 43 + 10 log (P) dB on all frequencies between 5 megahertz and X megahertz from the channel edge, and 55 + 10 log (P) dB on all frequencies more than X megahertz from the channel edge, where X is the greater of 6 megahertz or the actual emission bandwidth as defined in paragraph (m)(6) of this section. In addition, the attenuation factor shall not be less that 43 + 10 log (P) dB on all frequencies between 2490.5 MHz and 2496 MHz and 55 + 10 log (P) dB at or below 2490.5 MHz. Mobile Satellite Service licensees operating on frequencies below 2495 MHz may also submit a documented interference complaint against BRS licensees operating on channel BRS Channel 1 on the same terms and conditions as adjacent channel BRS or EBS licensees.

2.6.2 Measuring Instruments

The measuring equipment is listed in the section 3 of this test report.

2.6.3 Test Setup

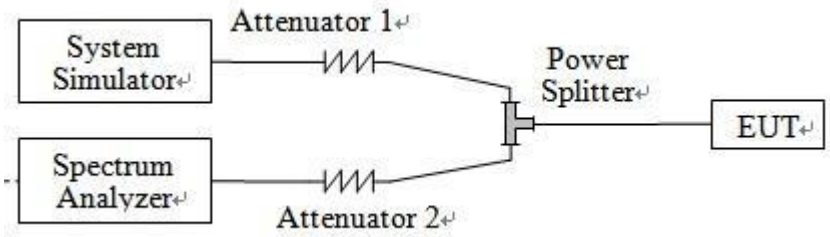

2.6.4 Test Procedures

1. The testing follows FCC KDB 971168 v03r01 Section 6.0.
2. The EUT was connected to spectrum analyzer and system simulator via a power divider.
3. The band edges of low and high channels for the highest RF powers were measured.
4. Set RBW >= 1% EBW in the 1MHz band immediately outside and adjacent to the band edge.
5. Beyond the 1 MHz band from the band edge, RBW=1MHz was used.
6. Set spectrum analyzer with RMS detector.
7. The RF fundamental frequency should be excluded against the limit line in the operating frequency band.
8. Checked that all the results comply with the emission limit line.
   The limit line is derived from 43 + 10log(P)dB below the transmitter power P(Watts)
9. For LTE Band 7 the other 40 dB, and 55 dB have additionally applied same calculation above.

2.6.5 Test Result of Conducted Band Edge

Please refer to Appendix A for detail

2.7 Transmitter Radiated Power (EIRP/ERP)

2.7.1 Requirement

Equivalent isotropic radiated power output measurements by substitution method according to ANSI / TIA / EIA-603-D-2010, and the spectrum analyzer configuration follows KDB 971168 D01 Power Meas. License Digital Systems v03r01. Mobile and portable (hand-held) stations operating are limited to average EIRP of 2 watts with LTE band 2/41/7 and 1 watt with LTE band 4 Measuring Instruments

The measuring equipment is listed in the section 3 of this test report.

2.7.2 Test Setup

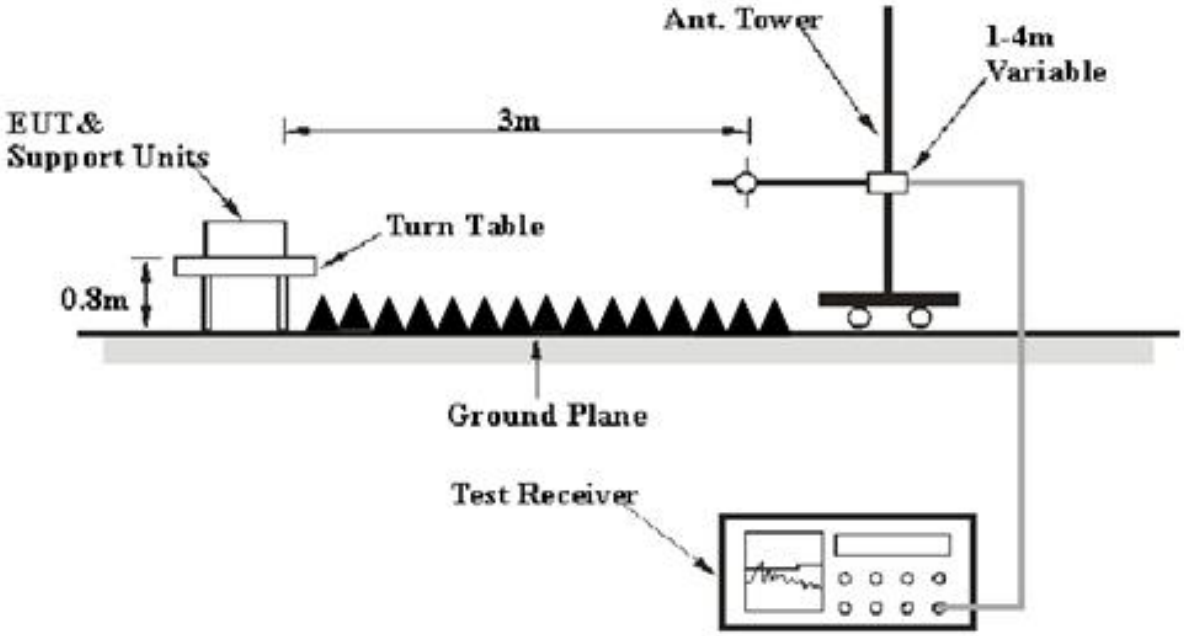

2.7.3 Test Procedures

1. The EUT was placed on a turntable with 1.5 meter height in a fully anechoic chamber.
2. The EUT was set at 3 meters from the receiving antenna, which was mounted on the antenna tower.
3. The radiated emission at the fundamental frequency was measured at 3 m with a test antenna and a spectrum analyzer which used a channel power option across EUT's signal

bandwidth per section 4.0 of KDB 971168 D01v03r01.

4. The table was rotated 360 degrees to determine the position of the highest radiated power.
5. The height of the receiving antenna is adjusted to look for the maximum ERP/EIRP.
6. Taking the record of maximum ERP/EIRP.
7. A dipole antenna was substituted in place of the EUT and was driven by a signal generator.
8. The conducted power at the terminal of the dipole antenna is measured.
9. Repeat step 3 to step 5 to get the maximum ERP/EIRP of the substitution antenna.
10. ERP/EIRP = Ps + Et – Es + Gs = Ps + Rt – Rs + Gs

    Ps (dBm)：Input power to substitution antenna.

    Gs (dBi or dBd)：Substitution antenna Gain.

    Et = Rt + AF

    Es = Rs + AF

    AF (dB/m)：Receive antenna factor

    Rt：The highest received signal in spectrum analyzer for EUT.

    Rs：The highest received signal in spectrum analyzer for substitution antenna.

2.7.4 Test Result of ERP/EIRP

1. LTE Band 2 Test Verdict:

LTE Band	BW (MHz)	Modulation	RB Configuration		Freq. (MHz)	EIRP (dBm)	Verdict
			RB Size	RB Offset			
2	1.4	QPSK	1	3	1850.7	22.37	PASS
2	1.4	QPSK	1	3	1880	22.74	PASS
2	1.4	QPSK	1	3	1909.3	22.42	PASS
2	1.4	16QAM	1	0	1850.7	21.51	PASS
2	1.4	16QAM	1	0	1880	22.01	PASS
2	1.4	16QAM	1	0	1909.3	22.68	PASS
2	3	QPSK	1	8	1851.5	22.05	PASS
2	3	QPSK	1	8	1880	22.09	PASS
2	3	QPSK	1	8	1908.5	22.37	PASS
2	3	16QAM	1	0	1851.5	22.33	PASS
2	3	16QAM	1	0	1880	22.30	PASS
2	3	16QAM	1	0	1908.5	22.31	PASS
2	5	QPSK	1	0	1852.5	20.97	PASS
2	5	QPSK	1	0	1880	20.94	PASS
2	5	QPSK	1	0	1907.5	20.96	PASS
2	5	16QAM	1	24	1852.5	21.00	PASS
2	5	16QAM	1	24	1880	20.99	PASS
2	5	16QAM	1	24	1907.5	20.97	PASS
2	10	QPSK	1	49	1855	21.09	PASS
2	10	QPSK	1	49	1880	21.11	PASS
2	10	QPSK	1	49	1905	21.08	PASS
2	10	16QAM	1	0	1855	21.34	PASS
2	10	16QAM	1	0	1880	21.32	PASS
2	10	16QAM	1	0	1905	21.35	PASS
2	15	QPSK	1	74	1857.5	20.38	PASS
2	15	QPSK	1	74	1880	20.35	PASS
2	15	QPSK	1	74	1902.5	20.4	PASS
2	15	16QAM	1	0	1857.5	20.42	PASS
2	15	16QAM	1	0	1880	20.4	PASS
2	15	16QAM	1	0	1902.5	20.43	PASS
2	20	QPSK	1	0	1860	21.45	PASS
2	20	QPSK	1	0	1880	21.47	PASS
2	20	QPSK	1	0	1900	21.46	PASS
2	20	16QAM	1	0	1860	21.5	PASS
2	20	16QAM	1	0	1880	21.47	PASS

LTE Band	BW (MHz)	Modulation	RB Configuration		Freq. (MHz)	EIRP (dBm)	Verdict
			RB Size	RB Offset			
2	20	16QAM	1	0	1900	21.37	PASS

2. LTE Band 4 Test Verdict:

LTE Band	BW (MHz)	Modulation	RB Configuration		Freq. (MHz)	EIRP (dBm)	Verdict
			RB Size	RB Offset			
4	1.4	QPSK	1	0	1710.7	22.28	PASS
4	1.4	QPSK	1	0	1732.5	22.36	PASS
4	1.4	QPSK	1	0	1754.3	22.31	PASS
4	1.4	16QAM	1	3	1710.7	21.23	PASS
4	1.4	16QAM	1	3	1732.5	21.22	PASS
4	1.4	16QAM	1	3	1754.3	21.09	PASS
4	3	QPSK	1	0	1711.5	22.39	PASS
4	3	QPSK	1	0	1732.5	22.40	PASS
4	3	QPSK	1	0	1753.5	22.38	PASS
4	3	16QAM	1	14	1711.5	21.00	PASS
4	3	16QAM	1	14	1732.5	21.13	PASS
4	3	16QAM	1	14	1753.5	22.90	PASS
4	5	QPSK	1	0	1712.5	23.63	PASS
4	5	QPSK	1	0	1732.5	23.62	PASS
4	5	QPSK	1	0	1752.5	23.65	PASS
4	5	16QAM	1	0	1712.5	20.98	PASS
4	5	16QAM	1	0	1732.5	20.58	PASS
4	5	16QAM	1	0	1752.5	20.74	PASS
4	10	QPSK	1	0	1715	22.64	PASS
4	10	QPSK	1	0	1732.5	22.62	PASS
4	10	QPSK	1	0	1750	22.61	PASS
4	10	16QAM	1	24	1715	21.98	PASS
4	10	16QAM	1	24	1732.5	22.00	PASS
4	10	16QAM	1	24	1750	21.97	PASS
4	15	QPSK	1	74	1717.5	21.54	PASS
4	15	QPSK	1	74	1732.5	21.57	PASS
4	15	QPSK	1	74	1747.5	21.56	PASS
4	15	16QAM	1	74	1717.5	20.68	PASS
4	15	16QAM	1	74	1732.5	20.63	PASS
4	15	16QAM	1	74	1747.5	20.72	PASS
4	20	QPSK	1	0	1720	21.61	PASS
4	20	QPSK	1	0	1732.5	21.64	PASS

LTE Band	BW (MHz)	Modulation	RB Configuration		Freq. (MHz)	EIRP (dBm)	Verdict
			RB Size	RB Offset			
4	20	QPSK	1	0	1745	21.66	PASS
4	20	16QAM	1	0	1720	20.83	PASS
4	20	16QAM	1	0	1732.5	20.78	PASS
4	20	16QAM	1	0	1745	20.87	PASS

3. LTE Band 7 Test Verdict:

LTE Band	BW (MHz)	Modulation	RB Configuration		Freq. (MHz)	EIRP (dBm)	Verdict
			RB Size	RB Offset			
7	5	QPSK	1	12	2502.5	22.05	PASS
7	5	QPSK	1	0	2535	22.09	PASS
7	5	QPSK	1	24	2567.5	22.15	PASS
7	5	16QAM	1	24	2502.5	22.21	PASS
7	5	16QAM	1	24	2535	22.14	PASS
7	5	16QAM	1	0	2567.5	22.19	PASS
7	10	QPSK	1	24	2505	22.12	PASS
7	10	QPSK	1	49	2535	22.07	PASS
7	10	QPSK	1	24	2565	22.02	PASS
7	10	16QAM	1	24	2505	22.43	PASS
7	10	16QAM	1	49	2535	22.36	PASS
7	10	16QAM	1	24	2565	22.34	PASS
7	15	QPSK	1	37	2507.5	21.24	PASS
7	15	QPSK	1	74	2535	21.26	PASS
7	15	QPSK	1	0	2562.5	22.20	PASS
7	15	16QAM	1	37	2507.5	21.37	PASS
7	15	16QAM	1	18	2535	21.42	PASS
7	15	16QAM	1	0	2562.5	21.40	PASS
7	20	QPSK	1	0	2510	21.26	PASS
7	20	QPSK	1	0	2535	21.34	PASS
7	20	QPSK	1	0	2560	21.32	PASS
7	20	16QAM	1	0	2510	21.30	PASS
7	20	16QAM	1	0	2535	20.43	PASS
7	20	16QAM	1	0	2560	20.36	PASS

4.LTE Band 41 Test Verdict:

LTE Band	BW (MHz)	Modulation	RB Configuration		Freq. (MHz)	EIRP (dBm)	Verdict
			RB Size	RB Offset			
41	5	QPSK	1	0	2498.5	23.43	PASS
41	5	QPSK	1	0	2593.0	23.45	PASS
41	5	QPSK	1	0	2687.5	23.42	PASS
41	5	16QAM	1	0	2498.5	22.80	PASS
41	5	16QAM	1	0	2593.0	22.79	PASS
41	5	16QAM	1	0	2687.5	22.77	PASS
41	10	QPSK	1	49	2501.0	23.50	PASS
41	10	QPSK	1	49	2593.0	23.47	PASS
41	10	QPSK	1	49	2685.0	23.49	PASS
41	10	16QAM	1	0	2501.0	22.87	PASS
41	10	16QAM	1	0	2593.0	22.85	PASS
41	10	16QAM	1	0	2685.0	22.88	PASS
41	15	QPSK	1	0	2503.5	22.54	PASS
41	15	QPSK	1	0	2593.0	22.52	PASS
41	15	QPSK	1	0	2682.5	22.53	PASS
41	15	16QAM	1	74	2503.5	22.95	PASS
41	15	16QAM	1	74	2593.0	22.93	PASS
41	15	16QAM	1	74	2682.5	22.96	PASS
41	20	QPSK	1	0	2506.0	23.66	PASS
41	20	QPSK	1	0	2593.0	23.27	PASS
41	20	QPSK	1	0	2680.0	23.26	PASS
41	20	16QAM	1	49	2506.0	22.71	PASS
41	20	16QAM	1	49	2593.0	22.68	PASS
41	20	16QAM	1	49	2680.0	22.69	PASS

2.8 Radiated Out of Band Emissions

2.8.1 Requirement

The radiated spurious emission was measured by substitution method according to ANSI / TIA /EIA-603-C-2004. The power of any emission outside of the authorized operating frequency ranges must be attenuated below the transmitter power (P) by a factor of at least 43 + 10 log (P) dB.

For Band 7

The power of any emission outside of the authorized operating frequency ranges must be attenuated below the transmitter power (P) by a factor of at least 55 + 10 log (P) dB.

2.8.2 Measuring Instruments

The measuring equipment is listed in the section 3 of this test report.

2.8.3 Test Setup

For radiated emissions from 9kHz to 30MHz

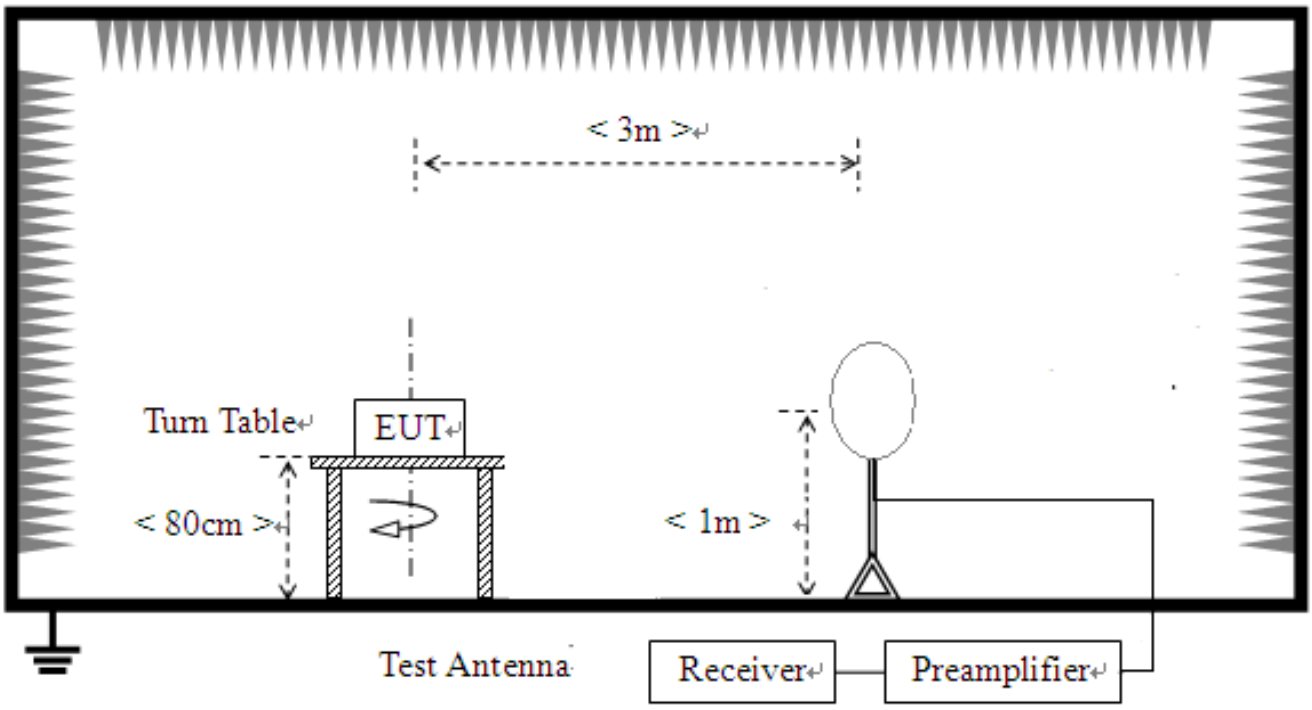

For radiated emissions from 30MHz to 1GHz

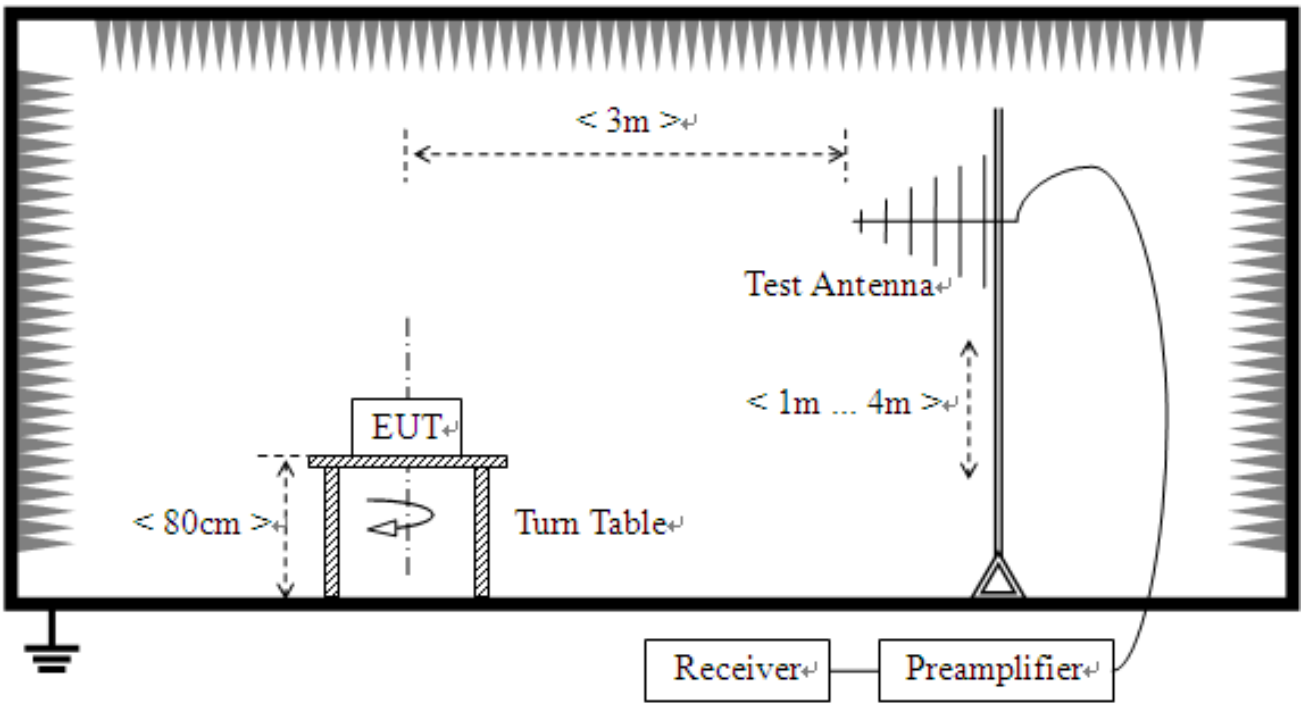

For radiated emissions above 1GHz

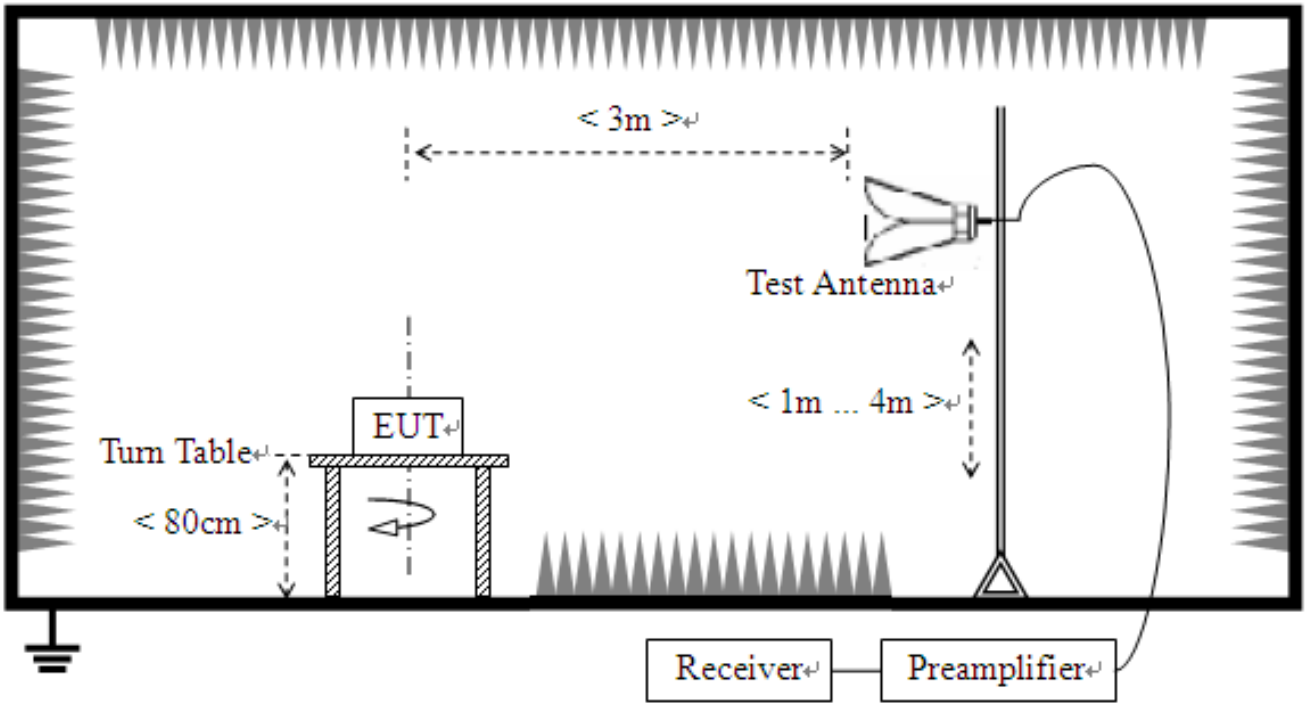

2.8.4 Test Procedures

1. The EUT was placed on a rotatable wooden table with 0.8 meter above ground.
2. The EUT was set 3 meters from the receiving antenna, which was mounted on the antenna tower.
3. The table was rotated 360 degrees to determine the position of the highest spurious emission.
4. The height of the receiving antenna is varied between one meter and four meters to search the maximum spurious emission for both horizontal and vertical polarizations.
5. Make the measurement with the spectrum analyzer's RBW = 1MHz, VBW = 3MHz, taking the record of maximum spurious emission.
6. A horn antenna was substituted in place of the EUT and was driven by a signal generator.
7. Tune the output power of signal generator to the same emission level with EUT maximum spurious emission.
8. Taking the record of output power at antenna port.
9. Repeat step 7 to step 8 for another polarization.
10. The RF fundamental frequency should be excluded against the limit line in the operating frequency band.

    The limit line is derived from 43 + 10log(P)dB below the transmitter power P(Watts)

    = P(W)- [43 + 10log(P)] (dB)

    = [30 + 10log(P)] (dBm) - [43 + 10log(P)] (dB)

    = -13dBm.

    <For Band 7>

    The limit line is derived from 55+ 10log(P)dB below the transmitter power P(Watts)

    = P(W)- [55 + 10log(P)] (dB)

    = [30 + 10log(P)] (dBm) - [55 + 10log(P)] (dB)

    = -25dBm.
11. All Spurious Emission tests were performed in X, Y, Z axis direction and low, middle, high channel. And only the worst axis test condition was recorded in this test report.
12. The spectrum is measured from 9 KHz to the 10th harmonic of the fundamental frequency of the transmitter using CISPR quasi peak detector below 1GHz. The worst case emissions are reported however emissions whose levels were not within 20dB of the

respective limits were not reported.

13. The maximum RB configurations of the Radiated Spurious Emissions as RB Size 1, RB Offset 0

2.8.5 Test Result (Plots) of Radiated Spurious Emission

Note: 1. within 30MHz-1GHz were found more than 20dB below limit line

Note: 2. Absolute Level=Reading Level + Factor

LTE Band 2 QPSK 20MHz BW Middle Channel

Suspected List							
NO.	Freq. [MHz]	Reading Level [dBm]	Absolute Level [dBm]	Limit [dBm]	Margin [dB]	Factor [dB]	Polarity
1	506.7467	-102.69	-72.00	-13.00	59.00	30.69	Horizontal
2	687.3473	-102.80	-70.41	-13.00	57.41	32.39	Horizontal
3	3768.3842	-50.00	-41.54	-13.00	28.54	8.46	Horizontal
4	5159.5798	-55.07	-44.54	-13.00	31.54	10.53	Horizontal
5	6636.3182	-54.84	-40.31	-13.00	27.31	14.53	Horizontal
6	11990.995	-56.92	-37.69	-13.00	24.69	19.23	Horizontal

Suspected List							
NO.	Freq. [MHz]	Reading Level [dBm]	Absolute Level [dBm]	Limit [dBm]	Margin [dB]	Factor [dB]	Polarity
1	36.7968	-103.41	-83.32	-13.00	70.32	20.09	Vertical
2	55.2452	-101.33	-82.39	-13.00	69.39	18.94	Vertical
3	90.2002	-103.63	-80.84	-13.00	67.84	22.79	Vertical
4	3754.8774	-52.93	-44.62	-13.00	31.62	8.31	Vertical
5	6636.3182	-55.38	-41.41	-13.00	28.41	13.97	Vertical
6	13983.992	-58.47	-35.28	-13.00	22.28	23.19	Vertical

Note:other spurious emissions are 20dB below limit line and no need to report

LTE Band 4 QPSK 20MHz BW Middle Channel

Suspected List							
NO.	Freq. [MHz]	Reading Level [dBm]	Absolute Level [dBm]	Limit [dBm]	Margin [dB]	Factor [dB]	Polarity
1	533.933	-103.07	-72.83	-13.00	59.83	30.24	Horizontal
2	1020.01	-61.99	-66.78	-13.00	53.78	-4.79	Horizontal
3	3472.73	-52.20	-45.00	-13.00	32.00	7.20	Horizontal
4	5356.17	-54.70	-43.93	-13.00	30.93	10.77	Horizontal
5	6618.30	-55.18	-40.59	-13.00	27.59	14.59	Horizontal
6	13011.5	-57.36	-35.49	-13.00	22.49	21.87	Horizontal
Suspected List							
NO.	Freq. [MHz]	Reading Level [dBm]	Absolute Level [dBm]	Limit [dBm]	Margin [dB]	Factor [dB]	Polarity
1	55.2452	-100.81	-81.87	-13.00	68.87	18.94	Vertical
2	624.234	-104.41	-73.38	-13.00	60.38	31.03	Vertical
3	4038.51	-54.30	-45.97	-13.00	32.97	8.33	Vertical
4	6432.21	-55.82	-41.61	-13.00	28.61	14.21	Vertical
5	10736.3	-56.52	-38.86	-13.00	25.86	17.66	Vertical
6	14296.1	-58.09	-35.65	-13.00	22.65	22.44	Vertical

Note:other spurious emissions are 20dB below limit line and no need to report

LTE Band 7 QPSK 10MHz BW Middle Channel

Suspected List							
NO.	Freq. [MHz]	Reading Level [dBm]	Absolute Level [dBm]	Limit [dBm]	Margin [dB]	Factor [dB]	Polarity
1	788.328	-103.51	-69.51	-13.00	56.51	34.00	Horizontal
2	1509.25	-52.93	-56.53	-13.00	43.53	-3.60	Horizontal
3	3928.96	-54.38	-45.90	-13.00	32.90	8.48	Horizontal
4	6120.06	-55.53	-41.43	-13.00	28.43	14.10	Horizontal
5	9481.74	-56.90	-41.52	-13.00	28.52	15.38	Horizontal
6	12105.0	-57.25	-37.59	-13.00	24.59	19.66	Horizontal

Suspected List							
NO.	Freq. [MHz]	Reading Level [dBm]	Absolute Level [dBm]	Limit [dBm]	Margin [dB]	Factor [dB]	Polarity
1	55.2452	-100.72	-81.78	-13.00	68.78	18.94	Vertical
2	1304.15	-53.68	-57.02	-13.00	44.02	-3.34	Vertical
3	3826.91	-54.48	-45.92	-13.00	32.92	8.56	Vertical
4	5113.05	-55.14	-44.63	-13.00	31.63	10.51	Vertical
5	9469.73	-54.83	-39.72	-13.00	26.72	15.11	Vertical
6	13341.6	-58.29	-37.51	-13.00	24.51	20.78	Vertical

Note:other spurious emissions are 20dB below limit line and no need to report

`

LTE Band 41 QPSK 15MHz BW Middle Channel

Suspected List							
NO.	Freq. [MHz]	Reading Level [dBm]	Absolute Level [dBm]	Limit [dBm]	Margin [dB]	Factor [dB]	Polarity
1	33.8839	-104.13	-81.62	-13.00	68.62	22.51	Horizontal
2	1290.14	-53.85	-57.11	-13.00	44.11	-3.26	Horizontal
3	3199.59	-54.43	-45.39	-13.00	32.39	9.04	Horizontal
4	5866.43	-54.74	-41.68	-13.00	28.68	13.06	Horizontal
5	12681.3	-57.44	-36.40	-13.00	23.40	21.04	Horizontal
6	17411.7	-58.85	-32.12	-13.00	19.12	26.73	Horizontal

Suspected List							
NO.	Freq. [MHz]	Reading Level [dBm]	Absolute Level [dBm]	Limit [dBm]	Margin [dB]	Factor [dB]	Polarity
1	97.9680	-105.42	-82.00	-13.00	69.00	23.42	Vertical
2	1314.15	-54.29	-57.44	-13.00	44.44	-3.15	Vertical
3	3808.90	-54.37	-45.70	-13.00	32.70	8.67	Vertical
4	6576.28	-55.57	-41.53	-13.00	28.53	14.04	Vertical
5	14296.1	-57.85	-35.41	-13.00	22.41	22.44	Vertical
6	17501.7	-59.58	-31.02	-13.00	18.02	28.56	Vertical

Note:other spurious emissions are 20dB below limit line and no need to report

3. LIST OF MEASURING EQUIPMENT

Description	Manufacturer	Model	Serial No.	Cal. Date	Due Date	Remark
EMI Test Receiver	R&S	ESIB26	A0304218	2018.09.03	2019.09.20	Radiation
Loop Antenna	Schwarz beck	HFH2-Z2	100047	2019.04.26	2022.04.25	Radiation
Broadband antenna (30MHz~1GHz)	R&S	HL562	101341	2017.07.14	2020.07.13	Radiation
Broadband antenna (30MHz~1GHz)	R&S	HL562	101339	2017.07.14	2020.07.13	Radiation
Double ridge horn antenna (1GHz~18GHz)	R&S	HF906	100150	2019.04.27	2022.04.26	Radiation
Double ridge horn antenna (1GHz~18GHz)	R&S	HF906	100149	2019.04.17	2022.04.16	Radiation
Horn antenna (18GHz~26.5GHz)	AR	AT4002A	305753	2017.11.10	2020.11.09	Radiation
Horn antenna (18GHz~26.5GHz)	AR	AT4003A	0329293	2018.09.17	2020.09.16	Radiation
Amplifier 1GHz-18GHz	AR	25S1G4AM1	22018	2018.09.17	2020.09.16	Radiation
Ampilier 20M~3GHz	MILMEGA	80RF1000-250	1064573	2017.10.09	2020.10.08	Radiation
Spectrum Analyzer	KEYSIGHT	N9030A	A160702554	2018.11.15	2019.11.14	Conducted
LISN	ROHDE&SCHWARZ	ESH2-Z5	A0304221	2019.04.30	2020.04.29	Conducted
Test Receiver	R&S	ESCS30	A0304260	2019.05.25	2020.05.24	Conducted
Temperature chamber	Dongguan gaoda instrument CO.LTD	GD-7005-100	130130101	2019.04.22	2020.04.21	Conducted
Wideband Radio Communication tester	R&S	CMW500	149332	2019.04.01	2020.03.31	Conducted
Power Supply	R&S	NGMO1	101037	2019.08.03	2020.08.02	Conducted

APPENDIX A

Conducted RF (Average) Output Power

Test Result and Data

Conducted Output Power NormalTC_NormalVol							
Band	Range	BandWidth	RB size/offset	Frequency (MHz)	Modulation	Power (dBm)	Result
FDD02	LowRange	1.4	OneRB_high	1850.7	QPSK	21.65	Pass
FDD02	LowRange	1.4	OneRB_high	1850.7	Q16	20.62	Pass
FDD02	LowRange	1.4	OneRB_low	1850.7	QPSK	21.20	Pass
FDD02	LowRange	1.4	OneRB_low	1850.7	Q16	20.27	Pass
FDD02	LowRange	1.4	OneRB_middle	1850.7	QPSK	21.17	Pass
FDD02	LowRange	1.4	OneRB_middle	1850.7	Q16	20.28	Pass
FDD02	LowRange	1.4	HalfRB_low	1850.7	QPSK	21.04	Pass
FDD02	LowRange	1.4	HalfRB_low	1850.7	Q16	20.04	Pass
FDD02	LowRange	1.4	HalfRB_middle	1850.7	QPSK	20.94	Pass
FDD02	LowRange	1.4	HalfRB_middle	1850.7	Q16	19.96	Pass
FDD02	LowRange	1.4	HalfRB_high	1850.7	QPSK	20.88	Pass
FDD02	LowRange	1.4	HalfRB_high	1850.7	Q16	19.92	Pass
FDD02	LowRange	1.4	fullRB	1850.7	QPSK	20.99	Pass
FDD02	LowRange	1.4	fullRB	1850.7	Q16	19.67	Pass
FDD02	LowRange	3	OneRB_high	1851.5	QPSK	20.82	Pass
FDD02	LowRange	3	OneRB_high	1851.5	Q16	19.79	Pass
FDD02	LowRange	3	OneRB_low	1851.5	QPSK	20.46	Pass
FDD02	LowRange	3	OneRB_low	1851.5	Q16	19.50	Pass
FDD02	LowRange	3	OneRB_middle	1851.5	QPSK	20.62	Pass
FDD02	LowRange	3	OneRB_middle	1851.5	Q16	19.63	Pass
FDD02	LowRange	3	HalfRB_low	1851.5	QPSK	20.99	Pass
FDD02	LowRange	3	HalfRB_low	1851.5	Q16	19.09	Pass
FDD02	LowRange	3	HalfRB_middle	1851.5	QPSK	20.47	Pass
FDD02	LowRange	3	HalfRB_middle	1851.5	Q16	19.56	Pass
FDD02	LowRange	3	HalfRB_high	1851.5	QPSK	20.74	Pass
FDD02	LowRange	3	HalfRB_high	1851.5	Q16	19.03	Pass

FDD02	LowRange	3	fullRB	1851.5	QPSK	20.77	Pass
FDD02	LowRange	3	fullRB	1851.5	Q16	19.47	Pass
FDD02	LowRange	5	OneRB_high	1852.5	QPSK	20.81	Pass
FDD02	LowRange	5	OneRB_high	1852.5	Q16	19.85	Pass
FDD02	LowRange	5	OneRB_low	1852.5	QPSK	20.26	Pass
FDD02	LowRange	5	OneRB_low	1852.5	Q16	19.37	Pass
FDD02	LowRange	5	OneRB_middle	1852.5	QPSK	20.55	Pass
FDD02	LowRange	5	OneRB_middle	1852.5	Q16	19.49	Pass
FDD02	LowRange	5	HalfRB_low	1852.5	QPSK	20.80	Pass
FDD02	LowRange	5	HalfRB_low	1852.5	Q16	19.62	Pass
FDD02	LowRange	5	HalfRB_middle	1852.5	QPSK	20.80	Pass
FDD02	LowRange	5	HalfRB_middle	1852.5	Q16	19.42	Pass
FDD02	LowRange	5	HalfRB_high	1852.5	QPSK	20.72	Pass
FDD02	LowRange	5	HalfRB_high	1852.5	Q16	19.54	Pass
FDD02	LowRange	5	fullRB	1852.5	QPSK	20.66	Pass
FDD02	LowRange	5	fullRB	1852.5	Q16	19.53	Pass
FDD02	LowRange	10	OneRB_high	1855	QPSK	21.08	Pass
FDD02	LowRange	10	OneRB_high	1855	Q16	20.03	Pass
FDD02	LowRange	10	OneRB_low	1855	QPSK	20.34	Pass
FDD02	LowRange	10	OneRB_low	1855	Q16	19.38	Pass
FDD02	LowRange	10	OneRB_middle	1855	QPSK	20.99	Pass
FDD02	LowRange	10	OneRB_middle	1855	Q16	19.99	Pass
FDD02	LowRange	10	HalfRB_low	1855	QPSK	20.66	Pass
FDD02	LowRange	10	HalfRB_low	1855	Q16	19.43	Pass
FDD02	LowRange	10	HalfRB_middle	1855	QPSK	20.69	Pass
FDD02	LowRange	10	HalfRB_middle	1855	Q16	19.63	Pass
FDD02	LowRange	10	HalfRB_high	1855	QPSK	20.85	Pass
FDD02	LowRange	10	HalfRB_high	1855	Q16	19.43	Pass
FDD02	LowRange	10	fullRB	1855	QPSK	20.79	Pass
FDD02	LowRange	10	fullRB	1855	Q16	19.67	Pass
FDD02	LowRange	15	OneRB_high	1857.5	QPSK	21.76	Pass
FDD02	LowRange	15	OneRB_high	1857.5	Q16	21.17	Pass

FDD02	LowRange	15	OneRB_low	1857.5	QPSK	21.39	Pass
FDD02	LowRange	15	OneRB_low	1857.5	Q16	20.84	Pass
FDD02	LowRange	15	OneRB_middle	1857.5	QPSK	21.86	Pass
FDD02	LowRange	15	OneRB_middle	1857.5	Q16	20.29	Pass
FDD02	LowRange	15	HalfRB_low	1857.5	QPSK	21.82	Pass
FDD02	LowRange	15	HalfRB_low	1857.5	Q16	20.83	Pass
FDD02	LowRange	15	HalfRB_middle	1857.5	QPSK	21.82	Pass
FDD02	LowRange	15	HalfRB_middle	1857.5	Q16	20.82	Pass
FDD02	LowRange	15	HalfRB_high	1857.5	QPSK	21.10	Pass
FDD02	LowRange	15	HalfRB_high	1857.5	Q16	20.11	Pass
FDD02	LowRange	15	fullRB	1857.5	QPSK	21.86	Pass
FDD02	LowRange	15	fullRB	1857.5	Q16	20.78	Pass
FDD02	LowRange	20	OneRB_high	1860	QPSK	22.49	Pass
FDD02	LowRange	20	OneRB_high	1860	Q16	22.03	Pass
FDD02	LowRange	20	OneRB_low	1860	QPSK	22.39	Pass
FDD02	LowRange	20	OneRB_low	1860	Q16	21.20	Pass
FDD02	LowRange	20	OneRB_middle	1860	QPSK	22.18	Pass
FDD02	LowRange	20	OneRB_middle	1860	Q16	21.75	Pass
FDD02	LowRange	20	HalfRB_low	1860	QPSK	22.30	Pass
FDD02	LowRange	20	HalfRB_low	1860	Q16	21.92	Pass
FDD02	LowRange	20	HalfRB_middle	1860	QPSK	22.41	Pass
FDD02	LowRange	20	HalfRB_middle	1860	Q16	21.92	Pass
FDD02	LowRange	20	HalfRB_high	1860	QPSK	22.19	Pass
FDD02	LowRange	20	HalfRB_high	1860	Q16	21.24	Pass
FDD02	LowRange	20	fullRB	1860	QPSK	22.43	Pass
FDD02	LowRange	20	fullRB	1860	Q16	21.46	Pass
FDD02	MidRange	1.4	OneRB_high	1880	QPSK	20.82	Pass
FDD02	MidRange	1.4	OneRB_high	1880	Q16	19.95	Pass
FDD02	MidRange	1.4	OneRB_low	1880	QPSK	20.85	Pass
FDD02	MidRange	1.4	OneRB_low	1880	Q16	20.04	Pass
FDD02	MidRange	1.4	OneRB_middle	1880	QPSK	20.92	Pass
FDD02	MidRange	1.4	OneRB_middle	1880	Q16	20.11	Pass

FDD02	MidRange	1.4	HalfRB_low	1880	QPSK	20.91	Pass
FDD02	MidRange	1.4	HalfRB_low	1880	Q16	19.96	Pass
FDD02	MidRange	1.4	HalfRB_middle	1880	QPSK	20.90	Pass
FDD02	MidRange	1.4	HalfRB_middle	1880	Q16	19.95	Pass
FDD02	MidRange	1.4	HalfRB_high	1880	QPSK	20.86	Pass
FDD02	MidRange	1.4	HalfRB_high	1880	Q16	19.93	Pass
FDD02	MidRange	1.4	fullRB	1880	QPSK	20.98	Pass
FDD02	MidRange	1.4	fullRB	1880	Q16	19.88	Pass
FDD02	MidRange	3	OneRB_high	1880	QPSK	20.71	Pass
FDD02	MidRange	3	OneRB_high	1880	Q16	20.30	Pass
FDD02	MidRange	3	OneRB_low	1880	QPSK	21.05	Pass
FDD02	MidRange	3	OneRB_low	1880	Q16	20.65	Pass
FDD02	MidRange	3	OneRB_middle	1880	QPSK	20.80	Pass
FDD02	MidRange	3	OneRB_middle	1880	Q16	20.43	Pass
FDD02	MidRange	3	HalfRB_low	1880	QPSK	20.54	Pass
FDD02	MidRange	3	HalfRB_low	1880	Q16	19.78	Pass
FDD02	MidRange	3	HalfRB_middle	1880	QPSK	20.55	Pass
FDD02	MidRange	3	HalfRB_middle	1880	Q16	19.78	Pass
FDD02	MidRange	3	HalfRB_high	1880	QPSK	20.97	Pass
FDD02	MidRange	3	HalfRB_high	1880	Q16	19.21	Pass
FDD02	MidRange	3	fullRB	1880	QPSK	20.56	Pass
FDD02	MidRange	3	fullRB	1880	Q16	19.47	Pass
FDD02	MidRange	5	OneRB_high	1880	QPSK	20.71	Pass
FDD02	MidRange	5	OneRB_high	1880	Q16	19.64	Pass
FDD02	MidRange	5	OneRB_low	1880	QPSK	21.30	Pass
FDD02	MidRange	5	OneRB_low	1880	Q16	20.26	Pass
FDD02	MidRange	5	OneRB_middle	1880	QPSK	20.90	Pass
FDD02	MidRange	5	OneRB_middle	1880	Q16	19.88	Pass
FDD02	MidRange	5	HalfRB_low	1880	QPSK	20.52	Pass
FDD02	MidRange	5	HalfRB_low	1880	Q16	19.60	Pass
FDD02	MidRange	5	HalfRB_middle	1880	QPSK	20.54	Pass
FDD02	MidRange	5	HalfRB_middle	1880	Q16	19.61	Pass

FDD02	MidRange	5	HalfRB_high	1880	QPSK	20.97	Pass
FDD02	MidRange	5	HalfRB_high	1880	Q16	19.41	Pass
FDD02	MidRange	5	fullRB	1880	QPSK	20.41	Pass
FDD02	MidRange	5	fullRB	1880	Q16	19.20	Pass
FDD02	MidRange	10	OneRB_high	1880	QPSK	20.89	Pass
FDD02	MidRange	10	OneRB_high	1880	Q16	20.47	Pass
FDD02	MidRange	10	OneRB_low	1880	QPSK	21.79	Pass
FDD02	MidRange	10	OneRB_low	1880	Q16	20.39	Pass
FDD02	MidRange	10	OneRB_middle	1880	QPSK	21.05	Pass
FDD02	MidRange	10	OneRB_middle	1880	Q16	20.66	Pass
FDD02	MidRange	10	HalfRB_low	1880	QPSK	20.58	Pass
FDD02	MidRange	10	HalfRB_low	1880	Q16	19.73	Pass
FDD02	MidRange	10	HalfRB_middle	1880	QPSK	20.61	Pass
FDD02	MidRange	10	HalfRB_middle	1880	Q16	19.74	Pass
FDD02	MidRange	10	HalfRB_high	1880	QPSK	20.40	Pass
FDD02	MidRange	10	HalfRB_high	1880	Q16	19.06	Pass
FDD02	MidRange	10	fullRB	1880	QPSK	20.33	Pass
FDD02	MidRange	10	fullRB	1880	Q16	19.40	Pass
FDD02	MidRange	15	OneRB_high	1880	QPSK	21.91	Pass
FDD02	MidRange	15	OneRB_high	1880	Q16	20.50	Pass
FDD02	MidRange	15	OneRB_low	1880	QPSK	22.06	Pass
FDD02	MidRange	15	OneRB_low	1880	Q16	21.65	Pass
FDD02	MidRange	15	OneRB_middle	1880	QPSK	21.93	Pass
FDD02	MidRange	15	OneRB_middle	1880	Q16	20.55	Pass
FDD02	MidRange	15	HalfRB_low	1880	QPSK	21.65	Pass
FDD02	MidRange	15	HalfRB_low	1880	Q16	20.65	Pass
FDD02	MidRange	15	HalfRB_middle	1880	QPSK	21.65	Pass
FDD02	MidRange	15	HalfRB_middle	1880	Q16	20.65	Pass
FDD02	MidRange	15	HalfRB_high	1880	QPSK	21.47	Pass
FDD02	MidRange	15	HalfRB_high	1880	Q16	20.46	Pass
FDD02	MidRange	15	fullRB	1880	QPSK	21.18	Pass
FDD02	MidRange	15	fullRB	1880	Q16	20.27	Pass

FDD02	MidRange	20	OneRB_high	1880	QPSK	22.29	Pass
FDD02	MidRange	20	OneRB_high	1880	Q16	21.54	Pass
FDD02	MidRange	20	OneRB_low	1880	QPSK	22.41	Pass
FDD02	MidRange	20	OneRB_low	1880	Q16	21.73	Pass
FDD02	MidRange	20	OneRB_middle	1880	QPSK	22.09	Pass
FDD02	MidRange	20	OneRB_middle	1880	Q16	21.44	Pass
FDD02	MidRange	20	HalfRB_low	1880	QPSK	22.02	Pass
FDD02	MidRange	20	HalfRB_low	1880	Q16	21.07	Pass
FDD02	MidRange	20	HalfRB_middle	1880	QPSK	22.04	Pass
FDD02	MidRange	20	HalfRB_middle	1880	Q16	21.09	Pass
FDD02	MidRange	20	HalfRB_high	1880	QPSK	22.08	Pass
FDD02	MidRange	20	HalfRB_high	1880	Q16	21.09	Pass
FDD02	MidRange	20	fullRB	1880	QPSK	22.57	Pass
FDD02	MidRange	20	fullRB	1880	Q16	21.63	Pass
FDD02	HighRange	1.4	OneRB_high	1909.3	QPSK	21.23	Pass
FDD02	HighRange	1.4	OneRB_high	1909.3	Q16	20.02	Pass
FDD02	HighRange	1.4	OneRB_low	1909.3	QPSK	20.48	Pass
FDD02	HighRange	1.4	OneRB_low	1909.3	Q16	20.05	Pass
FDD02	HighRange	1.4	OneRB_middle	1909.3	QPSK	20.48	Pass
FDD02	HighRange	1.4	OneRB_middle	1909.3	Q16	19.13	Pass
FDD02	HighRange	1.4	HalfRB_low	1909.3	QPSK	20.93	Pass
FDD02	HighRange	1.4	HalfRB_low	1909.3	Q16	19.67	Pass
FDD02	HighRange	1.4	HalfRB_middle	1909.3	QPSK	20.93	Pass
FDD02	HighRange	1.4	HalfRB_middle	1909.3	Q16	19.07	Pass
FDD02	HighRange	1.4	HalfRB_high	1909.3	QPSK	20.90	Pass
FDD02	HighRange	1.4	HalfRB_high	1909.3	Q16	19.54	Pass
FDD02	HighRange	1.4	fullRB	1909.3	QPSK	20.53	Pass
FDD02	HighRange	1.4	fullRB	1909.3	Q16	19.36	Pass
FDD02	HighRange	3	OneRB_high	1908.5	QPSK	20.52	Pass
FDD02	HighRange	3	OneRB_high	1908.5	Q16	19.96	Pass
FDD02	HighRange	3	OneRB_low	1908.5	QPSK	20.82	Pass
FDD02	HighRange	3	OneRB_low	1908.5	Q16	20.12	Pass

FDD02	HighRange	3	OneRB_middle	1908.5	QPSK	20.93	Pass
FDD02	HighRange	3	OneRB_middle	1908.5	Q16	19.95	Pass
FDD02	HighRange	3	HalfRB_low	1908.5	QPSK	20.53	Pass
FDD02	HighRange	3	HalfRB_low	1908.5	Q16	19.61	Pass
FDD02	HighRange	3	HalfRB_middle	1908.5	QPSK	20.57	Pass
FDD02	HighRange	3	HalfRB_middle	1908.5	Q16	19.63	Pass
FDD02	HighRange	3	HalfRB_high	1908.5	QPSK	20.54	Pass
FDD02	HighRange	3	HalfRB_high	1908.5	Q16	19.33	Pass
FDD02	HighRange	3	fullRB	1908.5	QPSK	20.64	Pass
FDD02	HighRange	3	fullRB	1908.5	Q16	19.44	Pass
FDD02	HighRange	5	OneRB_high	1907.5	QPSK	20.97	Pass
FDD02	HighRange	5	OneRB_high	1907.5	Q16	19.99	Pass
FDD02	HighRange	5	OneRB_low	1907.5	QPSK	20.39	Pass
FDD02	HighRange	5	OneRB_low	1907.5	Q16	19.49	Pass
FDD02	HighRange	5	OneRB_middle	1907.5	QPSK	20.90	Pass
FDD02	HighRange	5	OneRB_middle	1907.5	Q16	19.21	Pass
FDD02	HighRange	5	HalfRB_low	1907.5	QPSK	20.54	Pass
FDD02	HighRange	5	HalfRB_low	1907.5	Q16	19.56	Pass
FDD02	HighRange	5	HalfRB_middle	1907.5	QPSK	20.59	Pass
FDD02	HighRange	5	HalfRB_middle	1907.5	Q16	19.58	Pass
FDD02	HighRange	5	HalfRB_high	1907.5	QPSK	20.56	Pass
FDD02	HighRange	5	HalfRB_high	1907.5	Q16	19.29	Pass
FDD02	HighRange	5	fullRB	1907.5	QPSK	20.46	Pass
FDD02	HighRange	5	fullRB	1907.5	Q16	19.52	Pass
FDD02	HighRange	10	OneRB_high	1905	QPSK	20.17	Pass
FDD02	HighRange	10	OneRB_high	1905	Q16	19.11	Pass
FDD02	HighRange	10	OneRB_low	1905	QPSK	21.24	Pass
FDD02	HighRange	10	OneRB_low	1905	Q16	20.24	Pass
FDD02	HighRange	10	OneRB_middle	1905	QPSK	20.74	Pass
FDD02	HighRange	10	OneRB_middle	1905	Q16	19.76	Pass
FDD02	HighRange	10	HalfRB_low	1905	QPSK	20.55	Pass
FDD02	HighRange	10	HalfRB_low	1905	Q16	19.45	Pass

FDD02	HighRange	10	HalfRB_middle	1905	QPSK	20.49	Pass
FDD02	HighRange	10	HalfRB_middle	1905	Q16	19.27	Pass
FDD02	HighRange	10	HalfRB_high	1905	QPSK	20.65	Pass
FDD02	HighRange	10	HalfRB_high	1905	Q16	19.74	Pass
FDD02	HighRange	10	fullRB	1905	QPSK	20.98	Pass
FDD02	HighRange	10	fullRB	1905	Q16	19.99	Pass
FDD02	HighRange	15	OneRB_high	1902.5	QPSK	20.60	Pass
FDD02	HighRange	15	OneRB_high	1902.5	Q16	19.63	Pass
FDD02	HighRange	15	OneRB_low	1902.5	QPSK	20.71	Pass
FDD02	HighRange	15	OneRB_low	1902.5	Q16	20.09	Pass
FDD02	HighRange	15	OneRB_middle	1902.5	QPSK	20.99	Pass
FDD02	HighRange	15	OneRB_middle	1902.5	Q16	20.41	Pass
FDD02	HighRange	15	HalfRB_low	1902.5	QPSK	21.11	Pass
FDD02	HighRange	15	HalfRB_low	1902.5	Q16	20.69	Pass
FDD02	HighRange	15	HalfRB_middle	1902.5	QPSK	21.07	Pass
FDD02	HighRange	15	HalfRB_middle	1902.5	Q16	20.07	Pass
FDD02	HighRange	15	HalfRB_high	1902.5	QPSK	20.48	Pass
FDD02	HighRange	15	HalfRB_high	1902.5	Q16	19.49	Pass
FDD02	HighRange	15	fullRB	1902.5	QPSK	20.14	Pass
FDD02	HighRange	15	fullRB	1902.5	Q16	19.15	Pass
FDD02	HighRange	20	OneRB_high	1900	QPSK	22.30	Pass
FDD02	HighRange	20	OneRB_high	1900	Q16	21.21	Pass
FDD02	HighRange	20	OneRB_low	1900	QPSK	22.39	Pass
FDD02	HighRange	20	OneRB_low	1900	Q16	21.96	Pass
FDD02	HighRange	20	OneRB_middle	1900	QPSK	22.33	Pass
FDD02	HighRange	20	OneRB_middle	1900	Q16	21.91	Pass
FDD02	HighRange	20	HalfRB_low	1900	QPSK	22.46	Pass
FDD02	HighRange	20	HalfRB_low	1900	Q16	21.64	Pass
FDD02	HighRange	20	HalfRB_middle	1900	QPSK	22.45	Pass
FDD02	HighRange	20	HalfRB_middle	1900	Q16	21.64	Pass
FDD02	HighRange	20	HalfRB_high	1900	QPSK	22.19	Pass
FDD02	HighRange	20	HalfRB_high	1900	Q16	21.25	Pass

FDD02	HighRange	20	fullRB	1900	QPSK	22.48	Pass
FDD02	HighRange	20	fullRB	1900	Q16	21.50	Pass
FDD04	LowRange	1.4	OneRB_high	1710.7	QPSK	23.22	Pass
FDD04	LowRange	1.4	OneRB_high	1710.7	Q16	22.26	Pass
FDD04	LowRange	1.4	OneRB_low	1710.7	QPSK	22.99	Pass
FDD04	LowRange	1.4	OneRB_low	1710.7	Q16	22.11	Pass
FDD04	LowRange	1.4	OneRB_middle	1710.7	QPSK	23.19	Pass
FDD04	LowRange	1.4	OneRB_middle	1710.7	Q16	22.33	Pass
FDD04	LowRange	1.4	HalfRB_low	1710.7	QPSK	23.24	Pass
FDD04	LowRange	1.4	HalfRB_low	1710.7	Q16	22.43	Pass
FDD04	LowRange	1.4	HalfRB_middle	1710.7	QPSK	23.19	Pass
FDD04	LowRange	1.4	HalfRB_middle	1710.7	Q16	22.38	Pass
FDD04	LowRange	1.4	HalfRB_high	1710.7	QPSK	23.06	Pass
FDD04	LowRange	1.4	HalfRB_high	1710.7	Q16	22.26	Pass
FDD04	LowRange	1.4	fullRB	1710.7	QPSK	22.17	Pass
FDD04	LowRange	1.4	fullRB	1710.7	Q16	21.05	Pass
FDD04	LowRange	3	OneRB_high	1711.5	QPSK	22.68	Pass
FDD04	LowRange	3	OneRB_high	1711.5	Q16	21.82	Pass
FDD04	LowRange	3	OneRB_low	1711.5	QPSK	22.94	Pass
FDD04	LowRange	3	OneRB_low	1711.5	Q16	21.99	Pass
FDD04	LowRange	3	OneRB_middle	1711.5	QPSK	23.00	Pass
FDD04	LowRange	3	OneRB_middle	1711.5	Q16	22.06	Pass
FDD04	LowRange	3	HalfRB_low	1711.5	QPSK	22.47	Pass
FDD04	LowRange	3	HalfRB_low	1711.5	Q16	21.58	Pass
FDD04	LowRange	3	HalfRB_middle	1711.5	QPSK	22.48	Pass
FDD04	LowRange	3	HalfRB_middle	1711.5	Q16	21.57	Pass
FDD04	LowRange	3	HalfRB_high	1711.5	QPSK	22.94	Pass
FDD04	LowRange	3	HalfRB_high	1711.5	Q16	21.92	Pass
FDD04	LowRange	3	fullRB	1711.5	QPSK	22.12	Pass
FDD04	LowRange	3	fullRB	1711.5	Q16	21.06	Pass
FDD04	LowRange	5	OneRB_high	1712.5	QPSK	22.69	Pass
FDD04	LowRange	5	OneRB_high	1712.5	Q16	21.79	Pass

FDD04	LowRange	5	OneRB_low	1712.5	QPSK	23.07	Pass
FDD04	LowRange	5	OneRB_low	1712.5	Q16	22.18	Pass
FDD04	LowRange	5	OneRB_middle	1712.5	QPSK	22.92	Pass
FDD04	LowRange	5	OneRB_middle	1712.5	Q16	22.04	Pass
FDD04	LowRange	5	HalfRB_low	1712.5	QPSK	22.41	Pass
FDD04	LowRange	5	HalfRB_low	1712.5	Q16	21.45	Pass
FDD04	LowRange	5	HalfRB_middle	1712.5	QPSK	22.43	Pass
FDD04	LowRange	5	HalfRB_middle	1712.5	Q16	21.45	Pass
FDD04	LowRange	5	HalfRB_high	1712.5	QPSK	22.87	Pass
FDD04	LowRange	5	HalfRB_high	1712.5	Q16	21.05	Pass
FDD04	LowRange	5	fullRB	1712.5	QPSK	22.09	Pass
FDD04	LowRange	5	fullRB	1712.5	Q16	21.18	Pass
FDD04	LowRange	10	OneRB_high	1715	QPSK	22.26	Pass
FDD04	LowRange	10	OneRB_high	1715	Q16	21.31	Pass
FDD04	LowRange	10	OneRB_low	1715	QPSK	23.38	Pass
FDD04	LowRange	10	OneRB_low	1715	Q16	22.49	Pass
FDD04	LowRange	10	OneRB_middle	1715	QPSK	22.89	Pass
FDD04	LowRange	10	OneRB_middle	1715	Q16	21.99	Pass
FDD04	LowRange	10	HalfRB_low	1715	QPSK	22.24	Pass
FDD04	LowRange	10	HalfRB_low	1715	Q16	21.42	Pass
FDD04	LowRange	10	HalfRB_middle	1715	QPSK	22.30	Pass
FDD04	LowRange	10	HalfRB_middle	1715	Q16	21.45	Pass
FDD04	LowRange	10	HalfRB_high	1715	QPSK	22.60	Pass
FDD04	LowRange	10	HalfRB_high	1715	Q16	21.79	Pass
FDD04	LowRange	10	fullRB	1715	QPSK	22.17	Pass
FDD04	LowRange	10	fullRB	1715	Q16	21.25	Pass
FDD04	LowRange	15	OneRB_high	1717.5	QPSK	22.77	Pass
FDD04	LowRange	15	OneRB_high	1717.5	Q16	21.33	Pass
FDD04	LowRange	15	OneRB_low	1717.5	QPSK	23.36	Pass
FDD04	LowRange	15	OneRB_low	1717.5	Q16	22.83	Pass
FDD04	LowRange	15	OneRB_middle	1717.5	QPSK	22.42	Pass
FDD04	LowRange	15	OneRB_middle	1717.5	Q16	21.96	Pass

FDD04	LowRange	15	HalfRB_low	1717.5	QPSK	22.84	Pass
FDD04	LowRange	15	HalfRB_low	1717.5	Q16	22.87	Pass
FDD04	LowRange	15	HalfRB_middle	1717.5	QPSK	22.87	Pass
FDD04	LowRange	15	HalfRB_middle	1717.5	Q16	22.86	Pass
FDD04	LowRange	15	HalfRB_high	1717.5	QPSK	22.28	Pass
FDD04	LowRange	15	HalfRB_high	1717.5	Q16	21.27	Pass
FDD04	LowRange	15	fullRB	1717.5	QPSK	22.84	Pass
FDD04	LowRange	15	fullRB	1717.5	Q16	21.02	Pass
FDD04	LowRange	20	OneRB_high	1720	QPSK	22.60	Pass
FDD04	LowRange	20	OneRB_high	1720	Q16	21.73	Pass
FDD04	LowRange	20	OneRB_low	1720	QPSK	22.64	Pass
FDD04	LowRange	20	OneRB_low	1720	Q16	21.18	Pass
FDD04	LowRange	20	OneRB_middle	1720	QPSK	22.86	Pass
FDD04	LowRange	20	OneRB_middle	1720	Q16	21.94	Pass
FDD04	LowRange	20	HalfRB_low	1720	QPSK	22.18	Pass
FDD04	LowRange	20	HalfRB_low	1720	Q16	21.17	Pass
FDD04	LowRange	20	HalfRB_middle	1720	QPSK	22.17	Pass
FDD04	LowRange	20	HalfRB_middle	1720	Q16	21.17	Pass
FDD04	LowRange	20	HalfRB_high	1720	QPSK	22.81	Pass
FDD04	LowRange	20	HalfRB_high	1720	Q16	21.76	Pass
FDD04	LowRange	20	fullRB	1720	QPSK	22.74	Pass
FDD04	LowRange	20	fullRB	1720	Q16	21.72	Pass
FDD04	MidRange	1.4	OneRB_high	1732.5	QPSK	23.01	Pass
FDD04	MidRange	1.4	OneRB_high	1732.5	Q16	21.35	Pass
FDD04	MidRange	1.4	OneRB_low	1732.5	QPSK	22.12	Pass
FDD04	MidRange	1.4	OneRB_low	1732.5	Q16	21.20	Pass
FDD04	MidRange	1.4	OneRB_middle	1732.5	QPSK	22.37	Pass
FDD04	MidRange	1.4	OneRB_middle	1732.5	Q16	21.44	Pass
FDD04	MidRange	1.4	HalfRB_low	1732.5	QPSK	22.10	Pass
FDD04	MidRange	1.4	HalfRB_low	1732.5	Q16	21.08	Pass
FDD04	MidRange	1.4	HalfRB_middle	1732.5	QPSK	23.08	Pass
FDD04	MidRange	1.4	HalfRB_middle	1732.5	Q16	21.20	Pass

FDD04	MidRange	1.4	HalfRB_high	1732.5	QPSK	23.17	Pass
FDD04	MidRange	1.4	HalfRB_high	1732.5	Q16	21.29	Pass
FDD04	MidRange	1.4	fullRB	1732.5	QPSK	23.13	Pass
FDD04	MidRange	1.4	fullRB	1732.5	Q16	21.23	Pass
FDD04	MidRange	3	OneRB_high	1732.5	QPSK	22.93	Pass
FDD04	MidRange	3	OneRB_high	1732.5	Q16	21.75	Pass
FDD04	MidRange	3	OneRB_low	1732.5	QPSK	22.74	Pass
FDD04	MidRange	3	OneRB_low	1732.5	Q16	21.35	Pass
FDD04	MidRange	3	OneRB_middle	1732.5	QPSK	23.03	Pass
FDD04	MidRange	3	OneRB_middle	1732.5	Q16	21.75	Pass
FDD04	MidRange	3	HalfRB_low	1732.5	QPSK	22.38	Pass
FDD04	MidRange	3	HalfRB_low	1732.5	Q16	21.68	Pass
FDD04	MidRange	3	HalfRB_middle	1732.5	QPSK	22.39	Pass
FDD04	MidRange	3	HalfRB_middle	1732.5	Q16	21.68	Pass
FDD04	MidRange	3	HalfRB_high	1732.5	QPSK	23.11	Pass
FDD04	MidRange	3	HalfRB_high	1732.5	Q16	21.37	Pass
FDD04	MidRange	3	fullRB	1732.5	QPSK	23.01	Pass
FDD04	MidRange	3	fullRB	1732.5	Q16	21.14	Pass
FDD04	MidRange	5	OneRB_high	1732.5	QPSK	23.14	Pass
FDD04	MidRange	5	OneRB_high	1732.5	Q16	21.21	Pass
FDD04	MidRange	5	OneRB_low	1732.5	QPSK	23.43	Pass
FDD04	MidRange	5	OneRB_low	1732.5	Q16	21.63	Pass
FDD04	MidRange	5	OneRB_middle	1732.5	QPSK	23.19	Pass
FDD04	MidRange	5	OneRB_middle	1732.5	Q16	21.14	Pass
FDD04	MidRange	5	HalfRB_low	1732.5	QPSK	23.35	Pass
FDD04	MidRange	5	HalfRB_low	1732.5	Q16	21.37	Pass
FDD04	MidRange	5	HalfRB_middle	1732.5	QPSK	23.23	Pass
FDD04	MidRange	5	HalfRB_middle	1732.5	Q16	21.38	Pass
FDD04	MidRange	5	HalfRB_high	1732.5	QPSK	23.29	Pass
FDD04	MidRange	5	HalfRB_high	1732.5	Q16	21.37	Pass
FDD04	MidRange	5	fullRB	1732.5	QPSK	23.15	Pass
FDD04	MidRange	5	fullRB	1732.5	Q16	21.25	Pass

FDD04	MidRange	10	OneRB_high	1732.5	QPSK	22.96	Pass
FDD04	MidRange	10	OneRB_high	1732.5	Q16	21.69	Pass
FDD04	MidRange	10	OneRB_low	1732.5	QPSK	23.15	Pass
FDD04	MidRange	10	OneRB_low	1732.5	Q16	21.89	Pass
FDD04	MidRange	10	OneRB_middle	1732.5	QPSK	22.61	Pass
FDD04	MidRange	10	OneRB_middle	1732.5	Q16	21.30	Pass
FDD04	MidRange	10	HalfRB_low	1732.5	QPSK	23.19	Pass
FDD04	MidRange	10	HalfRB_low	1732.5	Q16	21.26	Pass
FDD04	MidRange	10	HalfRB_middle	1732.5	QPSK	23.22	Pass
FDD04	MidRange	10	HalfRB_middle	1732.5	Q16	21.28	Pass
FDD04	MidRange	10	HalfRB_high	1732.5	QPSK	22.58	Pass
FDD04	MidRange	10	HalfRB_high	1732.5	Q16	21.69	Pass
FDD04	MidRange	10	fullRB	1732.5	QPSK	22.41	Pass
FDD04	MidRange	10	fullRB	1732.5	Q16	21.48	Pass
FDD04	MidRange	15	OneRB_high	1732.5	QPSK	22.74	Pass
FDD04	MidRange	15	OneRB_high	1732.5	Q16	21.48	Pass
FDD04	MidRange	15	OneRB_low	1732.5	QPSK	22.41	Pass
FDD04	MidRange	15	OneRB_low	1732.5	Q16	21.26	Pass
FDD04	MidRange	15	OneRB_middle	1732.5	QPSK	22.69	Pass
FDD04	MidRange	15	OneRB_middle	1732.5	Q16	21.11	Pass
FDD04	MidRange	15	HalfRB_low	1732.5	QPSK	23.04	Pass
FDD04	MidRange	15	HalfRB_low	1732.5	Q16	21.03	Pass
FDD04	MidRange	15	HalfRB_middle	1732.5	QPSK	23.03	Pass
FDD04	MidRange	15	HalfRB_middle	1732.5	Q16	21.02	Pass
FDD04	MidRange	15	HalfRB_high	1732.5	QPSK	22.40	Pass
FDD04	MidRange	15	HalfRB_high	1732.5	Q16	21.42	Pass
FDD04	MidRange	15	fullRB	1732.5	QPSK	23.05	Pass
FDD04	MidRange	15	fullRB	1732.5	Q16	21.72	Pass
FDD04	MidRange	20	OneRB_high	1732.5	QPSK	22.72	Pass
FDD04	MidRange	20	OneRB_high	1732.5	Q16	21.81	Pass
FDD04	MidRange	20	OneRB_low	1732.5	QPSK	22.60	Pass
FDD04	MidRange	20	OneRB_low	1732.5	Q16	21.92	Pass

FDD04	MidRange	20	OneRB_middle	1732.5	QPSK	22.57	Pass
FDD04	MidRange	20	OneRB_middle	1732.5	Q16	21.79	Pass
FDD04	MidRange	20	HalfRB_low	1732.5	QPSK	23.07	Pass
FDD04	MidRange	20	HalfRB_low	1732.5	Q16	21.26	Pass
FDD04	MidRange	20	HalfRB_middle	1732.5	QPSK	23.11	Pass
FDD04	MidRange	20	HalfRB_middle	1732.5	Q16	21.27	Pass
FDD04	MidRange	20	HalfRB_high	1732.5	QPSK	23.07	Pass
FDD04	MidRange	20	HalfRB_high	1732.5	Q16	21.21	Pass
FDD04	MidRange	20	fullRB	1732.5	QPSK	23.02	Pass
FDD04	MidRange	20	fullRB	1732.5	Q16	21.08	Pass
FDD04	HighRange	1.4	OneRB_high	1754.3	QPSK	22.53	Pass
FDD04	HighRange	1.4	OneRB_high	1754.3	Q16	21.80	Pass
FDD04	HighRange	1.4	OneRB_low	1754.3	QPSK	22.63	Pass
FDD04	HighRange	1.4	OneRB_low	1754.3	Q16	21.83	Pass
FDD04	HighRange	1.4	OneRB_middle	1754.3	QPSK	22.75	Pass
FDD04	HighRange	1.4	OneRB_middle	1754.3	Q16	21.94	Pass
FDD04	HighRange	1.4	HalfRB_low	1754.3	QPSK	22.74	Pass
FDD04	HighRange	1.4	HalfRB_low	1754.3	Q16	21.80	Pass
FDD04	HighRange	1.4	HalfRB_middle	1754.3	QPSK	22.64	Pass
FDD04	HighRange	1.4	HalfRB_middle	1754.3	Q16	21.82	Pass
FDD04	HighRange	1.4	HalfRB_high	1754.3	QPSK	22.54	Pass
FDD04	HighRange	1.4	HalfRB_high	1754.3	Q16	21.76	Pass
FDD04	HighRange	1.4	fullRB	1754.3	QPSK	22.70	Pass
FDD04	HighRange	1.4	fullRB	1754.3	Q16	21.82	Pass
FDD04	HighRange	3	OneRB_high	1753.5	QPSK	22.75	Pass
FDD04	HighRange	3	OneRB_high	1753.5	Q16	21.79	Pass
FDD04	HighRange	3	OneRB_low	1753.5	QPSK	22.37	Pass
FDD04	HighRange	3	OneRB_low	1753.5	Q16	21.69	Pass
FDD04	HighRange	3	OneRB_middle	1753.5	QPSK	22.66	Pass
FDD04	HighRange	3	OneRB_middle	1753.5	Q16	21.69	Pass
FDD04	HighRange	3	HalfRB_low	1753.5	QPSK	22.93	Pass
FDD04	HighRange	3	HalfRB_low	1753.5	Q16	21.25	Pass

FDD04	HighRange	3	HalfRB_middle	1753.5	QPSK	22.98	Pass
FDD04	HighRange	3	HalfRB_middle	1753.5	Q16	21.29	Pass
FDD04	HighRange	3	HalfRB_high	1753.5	QPSK	22.69	Pass
FDD04	HighRange	3	HalfRB_high	1753.5	Q16	21.79	Pass
FDD04	HighRange	3	fullRB	1753.5	QPSK	22.82	Pass
FDD04	HighRange	3	fullRB	1753.5	Q16	21.18	Pass
FDD04	HighRange	5	OneRB_high	1752.5	QPSK	22.70	Pass
FDD04	HighRange	5	OneRB_high	1752.5	Q16	21.82	Pass
FDD04	HighRange	5	OneRB_low	1752.5	QPSK	22.54	Pass
FDD04	HighRange	5	OneRB_low	1752.5	Q16	21.71	Pass
FDD04	HighRange	5	OneRB_middle	1752.5	QPSK	22.69	Pass
FDD04	HighRange	5	OneRB_middle	1752.5	Q16	21.75	Pass
FDD04	HighRange	5	HalfRB_low	1752.5	QPSK	22.93	Pass
FDD04	HighRange	5	HalfRB_low	1752.5	Q16	21.02	Pass
FDD04	HighRange	5	HalfRB_middle	1752.5	QPSK	22.01	Pass
FDD04	HighRange	5	HalfRB_middle	1752.5	Q16	21.05	Pass
FDD04	HighRange	5	HalfRB_high	1752.5	QPSK	22.69	Pass
FDD04	HighRange	5	HalfRB_high	1752.5	Q16	21.90	Pass
FDD04	HighRange	5	fullRB	1752.5	QPSK	22.83	Pass
FDD04	HighRange	5	fullRB	1752.5	Q16	21.12	Pass
FDD04	HighRange	10	OneRB_high	1750	QPSK	22.02	Pass
FDD04	HighRange	10	OneRB_high	1750	Q16	21.22	Pass
FDD04	HighRange	10	OneRB_low	1750	QPSK	22.32	Pass
FDD04	HighRange	10	OneRB_low	1750	Q16	21.21	Pass
FDD04	HighRange	10	OneRB_middle	1750	QPSK	22.04	Pass
FDD04	HighRange	10	OneRB_middle	1750	Q16	21.18	Pass
FDD04	HighRange	10	HalfRB_low	1750	QPSK	22.21	Pass
FDD04	HighRange	10	HalfRB_low	1750	Q16	21.27	Pass
FDD04	HighRange	10	HalfRB_middle	1750	QPSK	22.16	Pass
FDD04	HighRange	10	HalfRB_middle	1750	Q16	21.18	Pass
FDD04	HighRange	10	HalfRB_high	1750	QPSK	22.27	Pass
FDD04	HighRange	10	HalfRB_high	1750	Q16	21.46	Pass

FDD04	HighRange	10	fullRB	1750	QPSK	22.37	Pass
FDD04	HighRange	10	fullRB	1750	Q16	21.43	Pass
FDD04	HighRange	15	OneRB_high	1747.5	QPSK	22.11	Pass
FDD04	HighRange	15	OneRB_high	1747.5	Q16	21.69	Pass
FDD04	HighRange	15	OneRB_low	1747.5	QPSK	22.07	Pass
FDD04	HighRange	15	OneRB_low	1747.5	Q16	21.17	Pass
FDD04	HighRange	15	OneRB_middle	1747.5	QPSK	22.06	Pass
FDD04	HighRange	15	OneRB_middle	1747.5	Q16	21.42	Pass
FDD04	HighRange	15	HalfRB_low	1747.5	QPSK	22.20	Pass
FDD04	HighRange	15	HalfRB_low	1747.5	Q16	21.18	Pass
FDD04	HighRange	15	HalfRB_middle	1747.5	QPSK	22.16	Pass
FDD04	HighRange	15	HalfRB_middle	1747.5	Q16	21.15	Pass
FDD04	HighRange	15	HalfRB_high	1747.5	QPSK	22.68	Pass
FDD04	HighRange	15	HalfRB_high	1747.5	Q16	21.67	Pass
FDD04	HighRange	15	fullRB	1747.5	QPSK	22.35	Pass
FDD04	HighRange	15	fullRB	1747.5	Q16	21.46	Pass
FDD04	HighRange	20	OneRB_high	1745	QPSK	22.75	Pass
FDD04	HighRange	20	OneRB_high	1745	Q16	21.44	Pass
FDD04	HighRange	20	OneRB_low	1745	QPSK	22.75	Pass
FDD04	HighRange	20	OneRB_low	1745	Q16	21.31	Pass
FDD04	HighRange	20	OneRB_middle	1745	QPSK	22.00	Pass
FDD04	HighRange	20	OneRB_middle	1745	Q16	21.41	Pass
FDD04	HighRange	20	HalfRB_low	1745	QPSK	22.62	Pass
FDD04	HighRange	20	HalfRB_low	1745	Q16	21.62	Pass
FDD04	HighRange	20	HalfRB_middle	1745	QPSK	22.62	Pass
FDD04	HighRange	20	HalfRB_middle	1745	Q16	21.62	Pass
FDD04	HighRange	20	HalfRB_high	1745	QPSK	22.40	Pass
FDD04	HighRange	20	HalfRB_high	1745	Q16	21.54	Pass
FDD04	HighRange	20	fullRB	1745	QPSK	22.49	Pass
FDD04	HighRange	20	fullRB	1745	Q16	21.57	Pass
FDD07	LowRange	5	OneRB_high	2502.5	QPSK	21.19	Pass
FDD07	LowRange	5	OneRB_high	2502.5	Q16	19.99	Pass

FDD07	LowRange	5	OneRB_low	2502.5	QPSK	20.47	Pass
FDD07	LowRange	5	OneRB_low	2502.5	Q16	19.68	Pass
FDD07	LowRange	5	OneRB_middle	2502.5	QPSK	21.00	Pass
FDD07	LowRange	5	OneRB_middle	2502.5	Q16	20.23	Pass
FDD07	LowRange	5	HalfRB_low	2502.5	QPSK	20.08	Pass
FDD07	LowRange	5	HalfRB_low	2502.5	Q16	19.24	Pass
FDD07	LowRange	5	HalfRB_middle	2502.5	QPSK	20.09	Pass
FDD07	LowRange	5	HalfRB_middle	2502.5	Q16	19.24	Pass
FDD07	LowRange	5	HalfRB_high	2502.5	QPSK	20.28	Pass
FDD07	LowRange	5	HalfRB_high	2502.5	Q16	19.12	Pass
FDD07	LowRange	5	fullRB	2502.5	QPSK	20.20	Pass
FDD07	LowRange	5	fullRB	2502.5	Q16	19.00	Pass
FDD07	LowRange	10	OneRB_high	2505	QPSK	22.31	Pass
FDD07	LowRange	10	OneRB_high	2505	Q16	21.99	Pass
FDD07	LowRange	10	OneRB_low	2505	QPSK	21.75	Pass
FDD07	LowRange	10	OneRB_low	2505	Q16	20.69	Pass
FDD07	LowRange	10	OneRB_middle	2505	QPSK	21.86	Pass
FDD07	LowRange	10	OneRB_middle	2505	Q16	21.71	Pass
FDD07	LowRange	10	HalfRB_low	2505	QPSK	21.41	Pass
FDD07	LowRange	10	HalfRB_low	2505	Q16	20.25	Pass
FDD07	LowRange	10	HalfRB_middle	2505	QPSK	21.34	Pass
FDD07	LowRange	10	HalfRB_middle	2505	Q16	20.26	Pass
FDD07	LowRange	10	HalfRB_high	2505	QPSK	21.66	Pass
FDD07	LowRange	10	HalfRB_high	2505	Q16	20.20	Pass
FDD07	LowRange	10	fullRB	2505	QPSK	21.21	Pass
FDD07	LowRange	10	fullRB	2505	Q16	20.80	Pass
FDD07	LowRange	15	OneRB_high	2507.5	QPSK	22.12	Pass
FDD07	LowRange	15	OneRB_high	2507.5	Q16	21.60	Pass
FDD07	LowRange	15	OneRB_low	2507.5	QPSK	21.94	Pass
FDD07	LowRange	15	OneRB_low	2507.5	Q16	20.77	Pass
FDD07	LowRange	15	OneRB_middle	2507.5	QPSK	22.77	Pass
FDD07	LowRange	15	OneRB_middle	2507.5	Q16	21.54	Pass

FDD07	LowRange	15	HalfRB_low	2507.5	QPSK	21.74	Pass
FDD07	LowRange	15	HalfRB_low	2507.5	Q16	20.73	Pass
FDD07	LowRange	15	HalfRB_middle	2507.5	QPSK	21.73	Pass
FDD07	LowRange	15	HalfRB_middle	2507.5	Q16	20.73	Pass
FDD07	LowRange	15	HalfRB_high	2507.5	QPSK	22.51	Pass
FDD07	LowRange	15	HalfRB_high	2507.5	Q16	21.51	Pass
FDD07	LowRange	15	fullRB	2507.5	QPSK	21.14	Pass
FDD07	LowRange	15	fullRB	2507.5	Q16	20.33	Pass
FDD07	LowRange	20	OneRB_high	2510	QPSK	23.64	Pass
FDD07	LowRange	20	OneRB_high	2510	Q16	22.87	Pass
FDD07	LowRange	20	OneRB_low	2510	QPSK	22.72	Pass
FDD07	LowRange	20	OneRB_low	2510	Q16	21.45	Pass
FDD07	LowRange	20	OneRB_middle	2510	QPSK	23.36	Pass
FDD07	LowRange	20	OneRB_middle	2510	Q16	22.26	Pass
FDD07	LowRange	20	HalfRB_low	2510	QPSK	22.36	Pass
FDD07	LowRange	20	HalfRB_low	2510	Q16	21.89	Pass
FDD07	LowRange	20	HalfRB_middle	2510	QPSK	22.37	Pass
FDD07	LowRange	20	HalfRB_middle	2510	Q16	21.89	Pass
FDD07	LowRange	20	HalfRB_high	2510	QPSK	22.95	Pass
FDD07	LowRange	20	HalfRB_high	2510	Q16	21.00	Pass
FDD07	LowRange	20	fullRB	2510	QPSK	22.57	Pass
FDD07	LowRange	20	fullRB	2510	Q16	21.78	Pass
FDD07	MidRange	5	OneRB_high	2535	QPSK	21.58	Pass
FDD07	MidRange	5	OneRB_high	2535	Q16	20.85	Pass
FDD07	MidRange	5	OneRB_low	2535	QPSK	21.41	Pass
FDD07	MidRange	5	OneRB_low	2535	Q16	20.54	Pass
FDD07	MidRange	5	OneRB_middle	2535	QPSK	21.52	Pass
FDD07	MidRange	5	OneRB_middle	2535	Q16	20.82	Pass
FDD07	MidRange	5	HalfRB_low	2535	QPSK	20.79	Pass
FDD07	MidRange	5	HalfRB_low	2535	Q16	19.89	Pass
FDD07	MidRange	5	HalfRB_middle	2535	QPSK	20.74	Pass
FDD07	MidRange	5	HalfRB_middle	2535	Q16	19.89	Pass

FDD07	MidRange	5	HalfRB_high	2535	QPSK	20.76	Pass
FDD07	MidRange	5	HalfRB_high	2535	Q16	19.93	Pass
FDD07	MidRange	5	fullRB	2535	QPSK	20.64	Pass
FDD07	MidRange	5	fullRB	2535	Q16	19.86	Pass
FDD07	MidRange	10	OneRB_high	2535	QPSK	22.45	Pass
FDD07	MidRange	10	OneRB_high	2535	Q16	21.15	Pass
FDD07	MidRange	10	OneRB_low	2535	QPSK	21.62	Pass
FDD07	MidRange	10	OneRB_low	2535	Q16	21.39	Pass
FDD07	MidRange	10	OneRB_middle	2535	QPSK	21.92	Pass
FDD07	MidRange	10	OneRB_middle	2535	Q16	21.77	Pass
FDD07	MidRange	10	HalfRB_low	2535	QPSK	21.72	Pass
FDD07	MidRange	10	HalfRB_low	2535	Q16	20.90	Pass
FDD07	MidRange	10	HalfRB_middle	2535	QPSK	21.73	Pass
FDD07	MidRange	10	HalfRB_middle	2535	Q16	20.96	Pass
FDD07	MidRange	10	HalfRB_high	2535	QPSK	21.10	Pass
FDD07	MidRange	10	HalfRB_high	2535	Q16	20.31	Pass
FDD07	MidRange	10	fullRB	2535	QPSK	21.87	Pass
FDD07	MidRange	10	fullRB	2535	Q16	20.11	Pass
FDD07	MidRange	15	OneRB_high	2535	QPSK	22.90	Pass
FDD07	MidRange	15	OneRB_high	2535	Q16	21.67	Pass
FDD07	MidRange	15	OneRB_low	2535	QPSK	22.14	Pass
FDD07	MidRange	15	OneRB_low	2535	Q16	21.78	Pass
FDD07	MidRange	15	OneRB_middle	2535	QPSK	21.76	Pass
FDD07	MidRange	15	OneRB_middle	2535	Q16	21.64	Pass
FDD07	MidRange	15	HalfRB_low	2535	QPSK	21.76	Pass
FDD07	MidRange	15	HalfRB_low	2535	Q16	21.82	Pass
FDD07	MidRange	15	HalfRB_middle	2535	QPSK	21.84	Pass
FDD07	MidRange	15	HalfRB_middle	2535	Q16	21.75	Pass
FDD07	MidRange	15	HalfRB_high	2535	QPSK	22.59	Pass
FDD07	MidRange	15	HalfRB_high	2535	Q16	21.62	Pass
FDD07	MidRange	15	fullRB	2535	QPSK	21.16	Pass
FDD07	MidRange	15	fullRB	2535	Q16	20.28	Pass

FDD07	MidRange	20	OneRB_high	2535	QPSK	23.08	Pass
FDD07	MidRange	20	OneRB_high	2535	Q16	22.65	Pass
FDD07	MidRange	20	OneRB_low	2535	QPSK	22.18	Pass
FDD07	MidRange	20	OneRB_low	2535	Q16	21.75	Pass
FDD07	MidRange	20	OneRB_middle	2535	QPSK	22.76	Pass
FDD07	MidRange	20	OneRB_middle	2535	Q16	21.30	Pass
FDD07	MidRange	20	HalfRB_low	2535	QPSK	22.83	Pass
FDD07	MidRange	20	HalfRB_low	2535	Q16	21.87	Pass
FDD07	MidRange	20	HalfRB_middle	2535	QPSK	22.75	Pass
FDD07	MidRange	20	HalfRB_middle	2535	Q16	21.92	Pass
FDD07	MidRange	20	HalfRB_high	2535	QPSK	22.26	Pass
FDD07	MidRange	20	HalfRB_high	2535	Q16	21.39	Pass
FDD07	MidRange	20	fullRB	2535	QPSK	22.02	Pass
FDD07	MidRange	20	fullRB	2535	Q16	21.29	Pass
FDD07	HighRange	5	OneRB_high	2567.5	QPSK	21.61	Pass
FDD07	HighRange	5	OneRB_high	2567.5	Q16	20.04	Pass
FDD07	HighRange	5	OneRB_low	2567.5	QPSK	20.90	Pass
FDD07	HighRange	5	OneRB_low	2567.5	Q16	20.43	Pass
FDD07	HighRange	5	OneRB_middle	2567.5	QPSK	21.31	Pass
FDD07	HighRange	5	OneRB_middle	2567.5	Q16	20.77	Pass
FDD07	HighRange	5	HalfRB_low	2567.5	QPSK	20.35	Pass
FDD07	HighRange	5	HalfRB_low	2567.5	Q16	19.51	Pass
FDD07	HighRange	5	HalfRB_middle	2567.5	QPSK	20.29	Pass
FDD07	HighRange	5	HalfRB_middle	2567.5	Q16	19.56	Pass
FDD07	HighRange	5	HalfRB_high	2567.5	QPSK	20.43	Pass
FDD07	HighRange	5	HalfRB_high	2567.5	Q16	19.82	Pass
FDD07	HighRange	5	fullRB	2567.5	QPSK	20.38	Pass
FDD07	HighRange	5	fullRB	2567.5	Q16	19.76	Pass
FDD07	HighRange	10	OneRB_high	2565	QPSK	21.85	Pass
FDD07	HighRange	10	OneRB_high	2565	Q16	21.08	Pass
FDD07	HighRange	10	OneRB_low	2565	QPSK	21.95	Pass
FDD07	HighRange	10	OneRB_low	2565	Q16	20.27	Pass

FDD07	HighRange	10	OneRB_middle	2565	QPSK	21.28	Pass
FDD07	HighRange	10	OneRB_middle	2565	Q16	20.42	Pass
FDD07	HighRange	10	HalfRB_low	2565	QPSK	21.15	Pass
FDD07	HighRange	10	HalfRB_low	2565	Q16	20.14	Pass
FDD07	HighRange	10	HalfRB_middle	2565	QPSK	21.27	Pass
FDD07	HighRange	10	HalfRB_middle	2565	Q16	20.18	Pass
FDD07	HighRange	10	HalfRB_high	2565	QPSK	21.70	Pass
FDD07	HighRange	10	HalfRB_high	2565	Q16	20.01	Pass
FDD07	HighRange	10	fullRB	2565	QPSK	21.48	Pass
FDD07	HighRange	10	fullRB	2565	Q16	20.68	Pass
FDD07	HighRange	15	OneRB_high	2562.5	QPSK	22.06	Pass
FDD07	HighRange	15	OneRB_high	2562.5	Q16	21.73	Pass
FDD07	HighRange	15	OneRB_low	2562.5	QPSK	22.20	Pass
FDD07	HighRange	15	OneRB_low	2562.5	Q16	21.68	Pass
FDD07	HighRange	15	OneRB_middle	2562.5	QPSK	21.27	Pass
FDD07	HighRange	15	OneRB_middle	2562.5	Q16	20.63	Pass
FDD07	HighRange	15	HalfRB_low	2562.5	QPSK	21.66	Pass
FDD07	HighRange	15	HalfRB_low	2562.5	Q16	21.65	Pass
FDD07	HighRange	15	HalfRB_middle	2562.5	QPSK	21.65	Pass
FDD07	HighRange	15	HalfRB_middle	2562.5	Q16	21.65	Pass
FDD07	HighRange	15	HalfRB_high	2562.5	QPSK	21.73	Pass
FDD07	HighRange	15	HalfRB_high	2562.5	Q16	21.72	Pass
FDD07	HighRange	15	fullRB	2562.5	QPSK	21.62	Pass
FDD07	HighRange	15	fullRB	2562.5	Q16	20.94	Pass
FDD07	HighRange	20	OneRB_high	2560	QPSK	22.53	Pass
FDD07	HighRange	20	OneRB_high	2560	Q16	21.31	Pass
FDD07	HighRange	20	OneRB_low	2560	QPSK	23.50	Pass
FDD07	HighRange	20	OneRB_low	2560	Q16	22.28	Pass
FDD07	HighRange	20	OneRB_middle	2560	QPSK	22.06	Pass
FDD07	HighRange	20	OneRB_middle	2560	Q16	21.27	Pass
FDD07	HighRange	20	HalfRB_low	2560	QPSK	22.14	Pass
FDD07	HighRange	20	HalfRB_low	2560	Q16	21.29	Pass

FDD07	HighRange	20	HalfRB_middle	2560	QPSK	22.15	Pass
FDD07	HighRange	20	HalfRB_middle	2560	Q16	21.31	Pass
FDD07	HighRange	20	HalfRB_high	2560	QPSK	22.38	Pass
FDD07	HighRange	20	HalfRB_high	2560	Q16	21.62	Pass
FDD07	HighRange	20	fullRB	2560	QPSK	22.92	Pass
FDD07	HighRange	20	fullRB	2560	Q16	21.12	Pass
TDD41	LowRange	5	OneRB_high	2498.5	QPSK	23.41	Pass
TDD41	LowRange	5	OneRB_high	2498.5	Q16	22.44	Pass
TDD41	LowRange	5	OneRB_low	2498.5	QPSK	23.13	Pass
TDD41	LowRange	5	OneRB_low	2498.5	Q16	22.16	Pass
TDD41	LowRange	5	OneRB_middle	2498.5	QPSK	23.34	Pass
TDD41	LowRange	5	OneRB_middle	2498.5	Q16	22.38	Pass
TDD41	LowRange	5	HalfRB_low	2498.5	QPSK	22.83	Pass
TDD41	LowRange	5	HalfRB_low	2498.5	Q16	21.37	Pass
TDD41	LowRange	5	HalfRB_middle	2498.5	QPSK	22.18	Pass
TDD41	LowRange	5	HalfRB_middle	2498.5	Q16	21.33	Pass
TDD41	LowRange	5	HalfRB_high	2498.5	QPSK	22.13	Pass
TDD41	LowRange	5	HalfRB_high	2498.5	Q16	21.29	Pass
TDD41	LowRange	5	fullRB	2498.5	QPSK	22.20	Pass
TDD41	LowRange	5	fullRB	2498.5	Q16	21.24	Pass
TDD41	LowRange	10	OneRB_high	2501	QPSK	23.54	Pass
TDD41	LowRange	10	OneRB_high	2501	Q16	22.58	Pass
TDD41	LowRange	10	OneRB_low	2501	QPSK	23.14	Pass
TDD41	LowRange	10	OneRB_low	2501	Q16	22.20	Pass
TDD41	LowRange	10	OneRB_middle	2501	QPSK	23.45	Pass
TDD41	LowRange	10	OneRB_middle	2501	Q16	22.65	Pass
TDD41	LowRange	10	HalfRB_low	2501	QPSK	22.11	Pass
TDD41	LowRange	10	HalfRB_low	2501	Q16	21.30	Pass
TDD41	LowRange	10	HalfRB_middle	2501	QPSK	22.15	Pass
TDD41	LowRange	10	HalfRB_middle	2501	Q16	21.33	Pass
TDD41	LowRange	10	HalfRB_high	2501	QPSK	22.46	Pass
TDD41	LowRange	10	HalfRB_high	2501	Q16	21.61	Pass

TDD41	LowRange	10	fullRB	2501	QPSK	22.35	Pass
TDD41	LowRange	10	fullRB	2501	Q16	21.50	Pass
TDD41	LowRange	15	OneRB_high	2503.5	QPSK	23.62	Pass
TDD41	LowRange	15	OneRB_high	2503.5	Q16	22.87	Pass
TDD41	LowRange	15	OneRB_low	2503.5	QPSK	23.22	Pass
TDD41	LowRange	15	OneRB_low	2503.5	Q16	22.41	Pass
TDD41	LowRange	15	OneRB_middle	2503.5	QPSK	23.51	Pass
TDD41	LowRange	15	OneRB_middle	2503.5	Q16	22.85	Pass
TDD41	LowRange	15	HalfRB_low	2503.5	QPSK	22.44	Pass
TDD41	LowRange	15	HalfRB_low	2503.5	Q16	22.45	Pass
TDD41	LowRange	15	HalfRB_middle	2503.5	QPSK	22.46	Pass
TDD41	LowRange	15	HalfRB_middle	2503.5	Q16	22.47	Pass
TDD41	LowRange	15	HalfRB_high	2503.5	QPSK	22.92	Pass
TDD41	LowRange	15	HalfRB_high	2503.5	Q16	22.92	Pass
TDD41	LowRange	15	fullRB	2503.5	QPSK	22.29	Pass
TDD41	LowRange	15	fullRB	2503.5	Q16	21.43	Pass
TDD41	LowRange	20	OneRB_high	2506	QPSK	23.96	Pass
TDD41	LowRange	20	OneRB_high	2506	Q16	22.93	Pass
TDD41	LowRange	20	OneRB_low	2506	QPSK	23.39	Pass
TDD41	LowRange	20	OneRB_low	2506	Q16	22.42	Pass
TDD41	LowRange	20	OneRB_middle	2506	QPSK	23.66	Pass
TDD41	LowRange	20	OneRB_middle	2506	Q16	22.84	Pass
TDD41	LowRange	20	HalfRB_low	2506	QPSK	22.59	Pass
TDD41	LowRange	20	HalfRB_low	2506	Q16	21.72	Pass
TDD41	LowRange	20	HalfRB_middle	2506	QPSK	22.60	Pass
TDD41	LowRange	20	HalfRB_middle	2506	Q16	21.72	Pass
TDD41	LowRange	20	HalfRB_high	2506	QPSK	22.76	Pass
TDD41	LowRange	20	HalfRB_high	2506	Q16	21.89	Pass
TDD41	LowRange	20	fullRB	2506	QPSK	22.74	Pass
TDD41	LowRange	20	fullRB	2506	Q16	21.85	Pass
TDD41	MidRange	5	OneRB_high	2593	QPSK	22.47	Pass
TDD41	MidRange	5	OneRB_high	2593	Q16	21.80	Pass

TDD41	MidRange	5	OneRB_low	2593	QPSK	22.59	Pass
TDD41	MidRange	5	OneRB_low	2593	Q16	21.77	Pass
TDD41	MidRange	5	OneRB_middle	2593	QPSK	22.68	Pass
TDD41	MidRange	5	OneRB_middle	2593	Q16	21.99	Pass
TDD41	MidRange	5	HalfRB_low	2593	QPSK	22.89	Pass
TDD41	MidRange	5	HalfRB_low	2593	Q16	21.04	Pass
TDD41	MidRange	5	HalfRB_middle	2593	QPSK	22.91	Pass
TDD41	MidRange	5	HalfRB_middle	2593	Q16	21.04	Pass
TDD41	MidRange	5	HalfRB_high	2593	QPSK	22.53	Pass
TDD41	MidRange	5	HalfRB_high	2593	Q16	21.76	Pass
TDD41	MidRange	5	fullRB	2593	QPSK	22.57	Pass
TDD41	MidRange	5	fullRB	2593	Q16	21.61	Pass
TDD41	MidRange	10	OneRB_high	2593	QPSK	22.78	Pass
TDD41	MidRange	10	OneRB_high	2593	Q16	21.13	Pass
TDD41	MidRange	10	OneRB_low	2593	QPSK	22.73	Pass
TDD41	MidRange	10	OneRB_low	2593	Q16	21.98	Pass
TDD41	MidRange	10	OneRB_middle	2593	QPSK	22.89	Pass
TDD41	MidRange	10	OneRB_middle	2593	Q16	21.05	Pass
TDD41	MidRange	10	HalfRB_low	2593	QPSK	22.67	Pass
TDD41	MidRange	10	HalfRB_low	2593	Q16	21.75	Pass
TDD41	MidRange	10	HalfRB_middle	2593	QPSK	22.69	Pass
TDD41	MidRange	10	HalfRB_middle	2593	Q16	21.76	Pass
TDD41	MidRange	10	HalfRB_high	2593	QPSK	22.55	Pass
TDD41	MidRange	10	HalfRB_high	2593	Q16	21.76	Pass
TDD41	MidRange	10	fullRB	2593	QPSK	22.57	Pass
TDD41	MidRange	10	fullRB	2593	Q16	21.76	Pass
TDD41	MidRange	15	OneRB_high	2593	QPSK	22.00	Pass
TDD41	MidRange	15	OneRB_high	2593	Q16	21.37	Pass
TDD41	MidRange	15	OneRB_low	2593	QPSK	22.92	Pass
TDD41	MidRange	15	OneRB_low	2593	Q16	21.20	Pass
TDD41	MidRange	15	OneRB_middle	2593	QPSK	22.80	Pass
TDD41	MidRange	15	OneRB_middle	2593	Q16	21.93	Pass

TDD41	MidRange	15	HalfRB_low	2593	QPSK	22.20	Pass
TDD41	MidRange	15	HalfRB_low	2593	Q16	21.19	Pass
TDD41	MidRange	15	HalfRB_middle	2593	QPSK	22.19	Pass
TDD41	MidRange	15	HalfRB_middle	2593	Q16	21.18	Pass
TDD41	MidRange	15	HalfRB_high	2593	QPSK	22.33	Pass
TDD41	MidRange	15	HalfRB_high	2593	Q16	21.32	Pass
TDD41	MidRange	15	fullRB	2593	QPSK	22.60	Pass
TDD41	MidRange	15	fullRB	2593	Q16	21.65	Pass
TDD41	MidRange	20	OneRB_high	2593	QPSK	22.31	Pass
TDD41	MidRange	20	OneRB_high	2593	Q16	21.40	Pass
TDD41	MidRange	20	OneRB_low	2593	QPSK	22.08	Pass
TDD41	MidRange	20	OneRB_low	2593	Q16	21.21	Pass
TDD41	MidRange	20	OneRB_middle	2593	QPSK	22.95	Pass
TDD41	MidRange	20	OneRB_middle	2593	Q16	21.06	Pass
TDD41	MidRange	20	HalfRB_low	2593	QPSK	22.88	Pass
TDD41	MidRange	20	HalfRB_low	2593	Q16	21.86	Pass
TDD41	MidRange	20	HalfRB_middle	2593	QPSK	22.89	Pass
TDD41	MidRange	20	HalfRB_middle	2593	Q16	21.86	Pass
TDD41	MidRange	20	HalfRB_high	2593	QPSK	22.07	Pass
TDD41	MidRange	20	HalfRB_high	2593	Q16	21.03	Pass
TDD41	MidRange	20	fullRB	2593	QPSK	22.06	Pass
TDD41	MidRange	20	fullRB	2593	Q16	21.01	Pass
TDD41	HighRange	5	OneRB_high	2687.5	QPSK	22.69	Pass
TDD41	HighRange	5	OneRB_high	2687.5	Q16	21.84	Pass
TDD41	HighRange	5	OneRB_low	2687.5	QPSK	22.99	Pass
TDD41	HighRange	5	OneRB_low	2687.5	Q16	21.11	Pass
TDD41	HighRange	5	OneRB_middle	2687.5	QPSK	22.07	Pass
TDD41	HighRange	5	OneRB_middle	2687.5	Q16	21.22	Pass
TDD41	HighRange	5	HalfRB_low	2687.5	QPSK	22.40	Pass
TDD41	HighRange	5	HalfRB_low	2687.5	Q16	21.42	Pass
TDD41	HighRange	5	HalfRB_middle	2687.5	QPSK	22.42	Pass
TDD41	HighRange	5	HalfRB_middle	2687.5	Q16	21.42	Pass

TDD41	HighRange	5	HalfRB_high	2687.5	QPSK	22.93	Pass
TDD41	HighRange	5	HalfRB_high	2687.5	Q16	21.02	Pass
TDD41	HighRange	5	fullRB	2687.5	QPSK	22.05	Pass
TDD41	HighRange	5	fullRB	2687.5	Q16	21.21	Pass
TDD41	HighRange	10	OneRB_high	2685	QPSK	22.91	Pass
TDD41	HighRange	10	OneRB_high	2685	Q16	21.17	Pass
TDD41	HighRange	10	OneRB_low	2685	QPSK	22.44	Pass
TDD41	HighRange	10	OneRB_low	2685	Q16	21.46	Pass
TDD41	HighRange	10	OneRB_middle	2685	QPSK	22.32	Pass
TDD41	HighRange	10	OneRB_middle	2685	Q16	21.48	Pass
TDD41	HighRange	10	HalfRB_low	2685	QPSK	22.33	Pass
TDD41	HighRange	10	HalfRB_low	2685	Q16	21.34	Pass
TDD41	HighRange	10	HalfRB_middle	2685	QPSK	22.35	Pass
TDD41	HighRange	10	HalfRB_middle	2685	Q16	21.35	Pass
TDD41	HighRange	10	HalfRB_high	2685	QPSK	22.19	Pass
TDD41	HighRange	10	HalfRB_high	2685	Q16	21.19	Pass
TDD41	HighRange	10	fullRB	2685	QPSK	22.20	Pass
TDD41	HighRange	10	fullRB	2685	Q16	21.19	Pass
TDD41	HighRange	15	OneRB_high	2682.5	QPSK	22.08	Pass
TDD41	HighRange	15	OneRB_high	2682.5	Q16	21.33	Pass
TDD41	HighRange	15	OneRB_low	2682.5	QPSK	22.52	Pass
TDD41	HighRange	15	OneRB_low	2682.5	Q16	21.76	Pass
TDD41	HighRange	15	OneRB_middle	2682.5	QPSK	22.31	Pass
TDD41	HighRange	15	OneRB_middle	2682.5	Q16	21.59	Pass
TDD41	HighRange	15	HalfRB_low	2682.5	QPSK	22.75	Pass
TDD41	HighRange	15	HalfRB_low	2682.5	Q16	21.74	Pass
TDD41	HighRange	15	HalfRB_middle	2682.5	QPSK	22.74	Pass
TDD41	HighRange	15	HalfRB_middle	2682.5	Q16	21.74	Pass
TDD41	HighRange	15	HalfRB_high	2682.5	QPSK	22.27	Pass
TDD41	HighRange	15	HalfRB_high	2682.5	Q16	21.28	Pass
TDD41	HighRange	15	fullRB	2682.5	QPSK	22.26	Pass
TDD41	HighRange	15	fullRB	2682.5	Q16	21.26	Pass

TDD41	HighRange	20	OneRB_high	2680	QPSK	22.26	Pass
TDD41	HighRange	20	OneRB_high	2680	Q16	21.34	Pass
TDD41	HighRange	20	OneRB_low	2680	QPSK	22.82	Pass
TDD41	HighRange	20	OneRB_low	2680	Q16	22.04	Pass
TDD41	HighRange	20	OneRB_middle	2680	QPSK	22.58	Pass
TDD41	HighRange	20	OneRB_middle	2680	Q16	21.73	Pass
TDD41	HighRange	20	HalfRB_low	2680	QPSK	22.71	Pass
TDD41	HighRange	20	HalfRB_low	2680	Q16	21.80	Pass
TDD41	HighRange	20	HalfRB_middle	2680	QPSK	22.72	Pass
TDD41	HighRange	20	HalfRB_middle	2680	Q16	21.79	Pass
TDD41	HighRange	20	HalfRB_high	2680	QPSK	22.37	Pass
TDD41	HighRange	20	HalfRB_high	2680	Q16	21.40	Pass
TDD41	HighRange	20	fullRB	2680	QPSK	22.46	Pass
TDD41	HighRange	20	fullRB	2680	Q16	21.53	Pass

Peak To Average Ratio

Test Result and Data

PeakToAveragePowerRatio NormalTC_NormalVol							
Band	Range	BandWidth	RbMode	Modulation	PAPR (dBm)	Limit (dBm)	Result
FDD02	LowRange	20	OneRB_high	Q16	4.78	13.00	Pass
FDD02	LowRange	20	fullRB	Q16	6.36	13.00	Pass
FDD02	MidRange	20	OneRB_high	Q16	6.14	13.00	Pass
FDD02	MidRange	20	fullRB	Q16	6.16	13.00	Pass
FDD02	HighRange	20	OneRB_high	Q16	6.15	13.00	Pass
FDD02	HighRange	20	fullRB	Q16	6.02	13.00	Pass

FDD02_LowRange_20MHz_1860_OneRB _high_Q16	FDD02_LowRange_20MHz_1860_fullRB _Q16
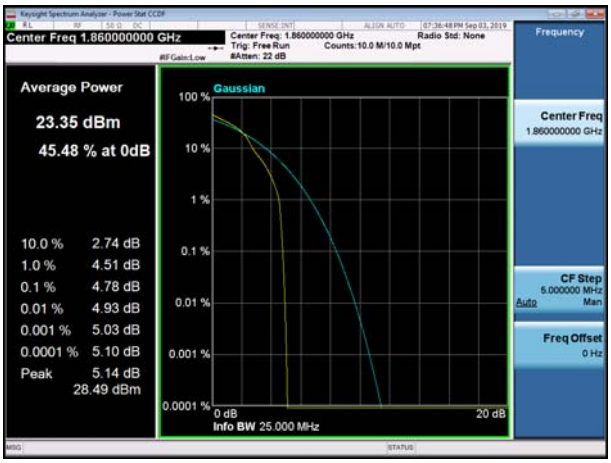	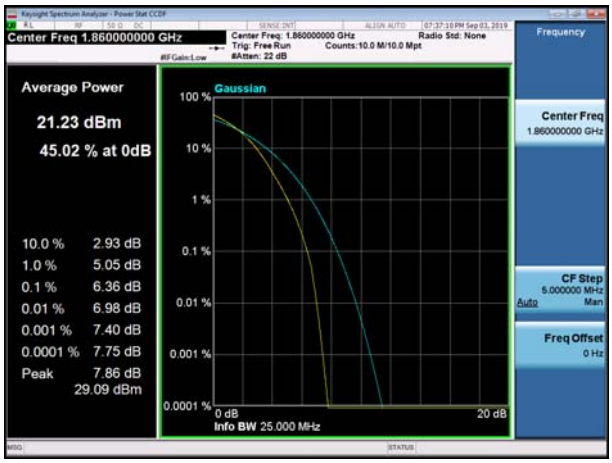

FDD02_MidRange_20MHz_1880_OneRB _high_Q16	FDD02_MidRange_20MHz_1880_fullRB _Q16
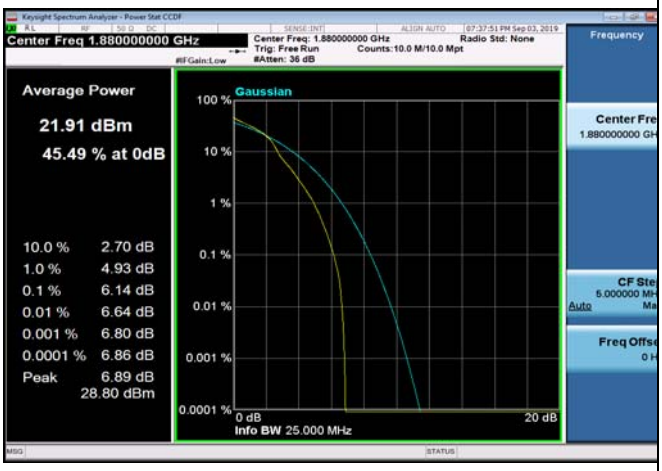	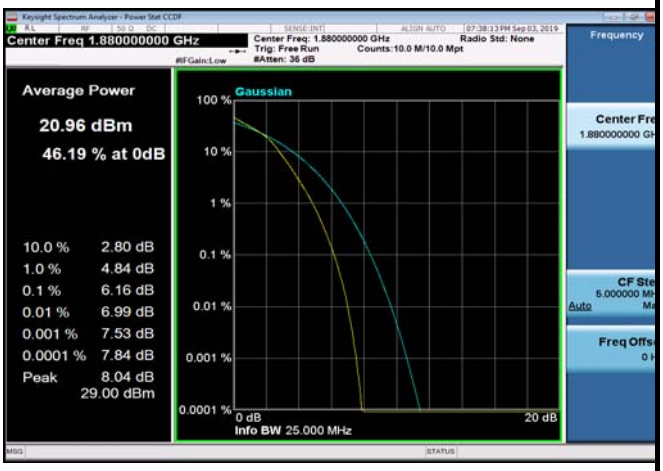
FDD02_HighRange_20MHz_1900_OneRB _high_Q16	FDD02_HighRange_20MHz_1900_fullRB _Q16
	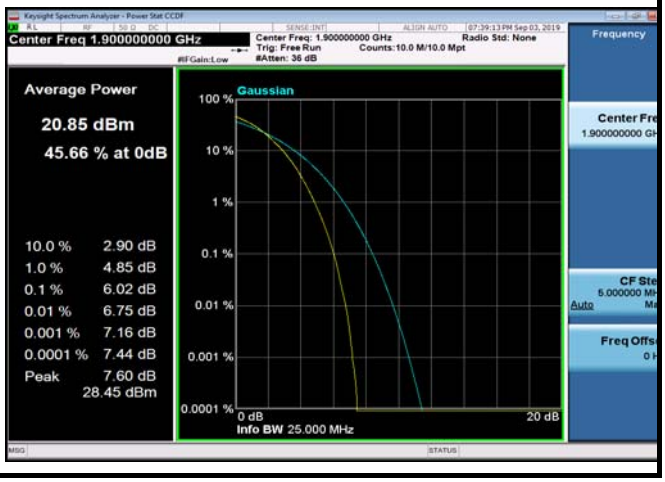

99% Occupied Bandwidth

Test Result and Data

Occupied Bandwidth NormalTC_NormalVol					
Band	Range	BandWidth	Frequency (MHz)	Modulation	Occupied Bandwidth(99%) (MHz)
FDD02	MidRange	1.4	1880	QPSK	1.095
FDD02	MidRange	1.4	1880	Q16	1.094
FDD02	MidRange	3	1880	QPSK	2.681
FDD02	MidRange	3	1880	Q16	2.682
FDD02	MidRange	5	1880	QPSK	4.491
FDD02	MidRange	5	1880	Q16	4.495
FDD02	MidRange	10	1880	QPSK	8.922
FDD02	MidRange	10	1880	Q16	8.930
FDD02	MidRange	15	1880	QPSK	13.459
FDD02	MidRange	15	1880	Q16	13.464
FDD02	MidRange	20	1880	QPSK	17.908
FDD02	MidRange	20	1880	Q16	17.915
FDD04	MidRange	1.4	1732.5	QPSK	1.093
FDD04	MidRange	1.4	1732.5	Q16	1.094
FDD04	MidRange	3	1732.5	QPSK	2.682
FDD04	MidRange	3	1732.5	Q16	2.683
FDD04	MidRange	5	1732.5	QPSK	4.492
FDD04	MidRange	5	1732.5	Q16	4.495
FDD04	MidRange	10	1732.5	QPSK	8.927
FDD04	MidRange	10	1732.5	Q16	8.933
FDD04	MidRange	15	1732.5	QPSK	13.471
FDD04	MidRange	15	1732.5	Q16	13.473
FDD04	MidRange	20	1732.5	QPSK	17.925
FDD04	MidRange	20	1732.5	Q16	17.925
FDD07	MidRange	5	2535	QPSK	4.493
FDD07	MidRange	5	2535	Q16	4.489

FDD07	MidRange	10	2535	QPSK	8.926
FDD07	MidRange	10	2535	Q16	8.934
FDD07	MidRange	15	2535	QPSK	13.468
FDD07	MidRange	15	2535	Q16	13.478
FDD07	MidRange	20	2535	QPSK	17.915
FDD07	MidRange	20	2535	Q16	17.924
TDD41	MidRange	5	2593	QPSK	4.485
TDD41	MidRange	5	2593	Q16	4.496
TDD41	MidRange	10	2593	QPSK	8.924
TDD41	MidRange	10	2593	Q16	8.915
TDD41	MidRange	15	2593	QPSK	13.435
TDD41	MidRange	15	2593	Q16	13.442
TDD41	MidRange	20	2593	QPSK	17.865
TDD41	MidRange	20	2593	Q16	17.864

FDD02_MidRange_1.4_1880_Q16

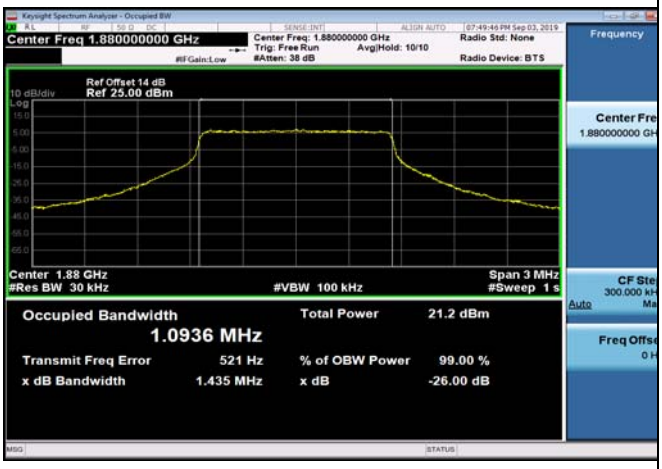

FDD02_MidRange_1.4_1880_QPSK

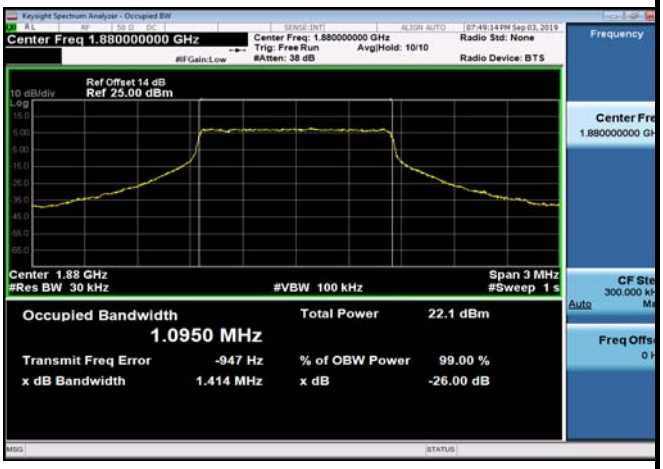

FDD02_MidRange_10_1880_Q16

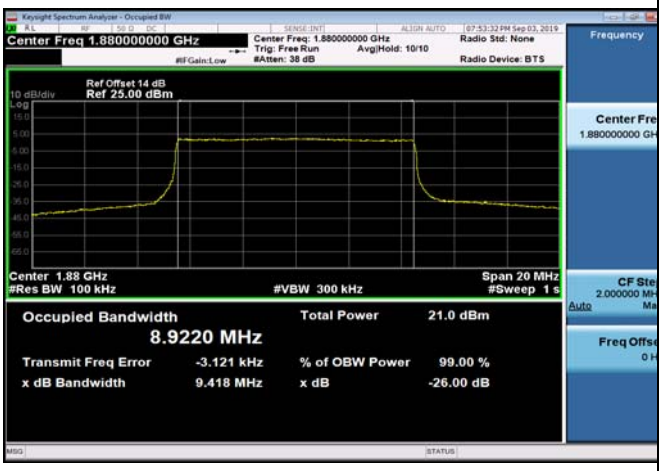

FDD02_MidRange_10_1880_QPSK

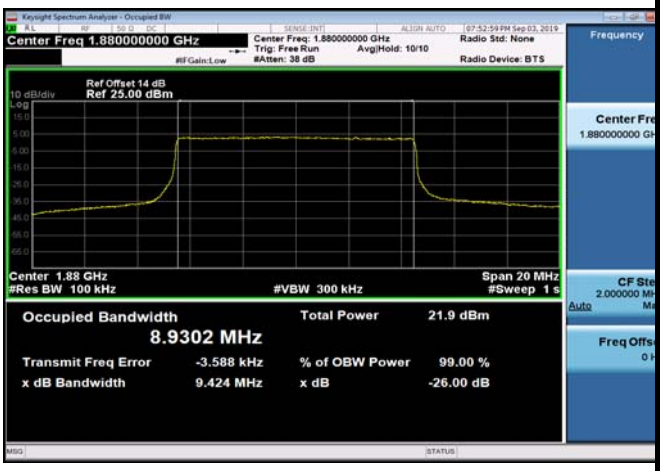

FDD02_MidRange_15_1880_Q16

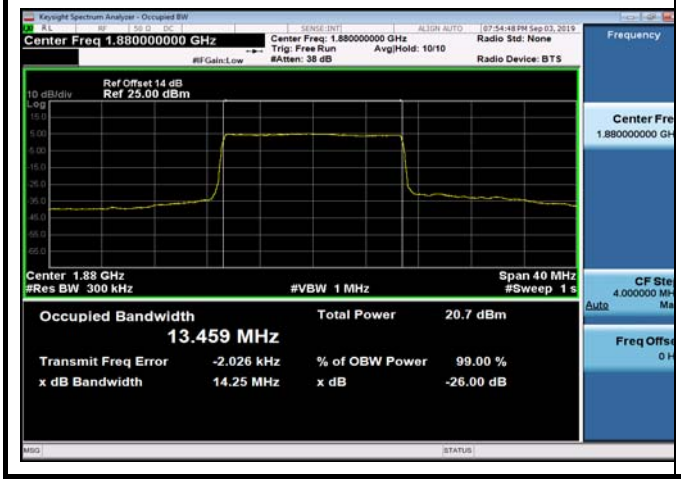

FDD02_MidRange_15_1880_QPSK

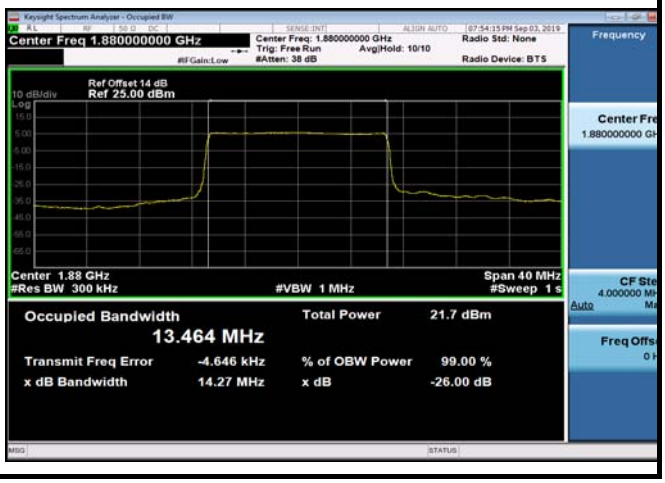

FDD02_MidRange_20_1880_Q16

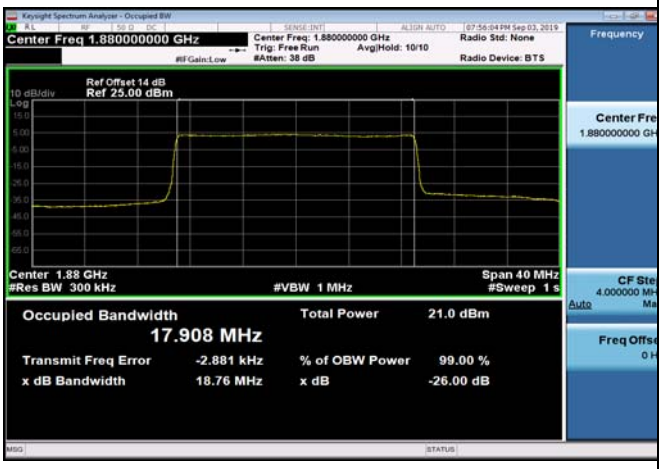

FDD02_MidRange_20_1880_QPSK

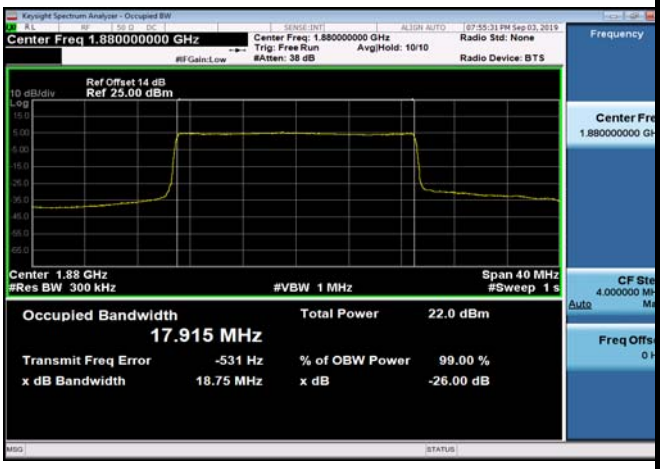

FDD02_MidRange_3_1880_Q16

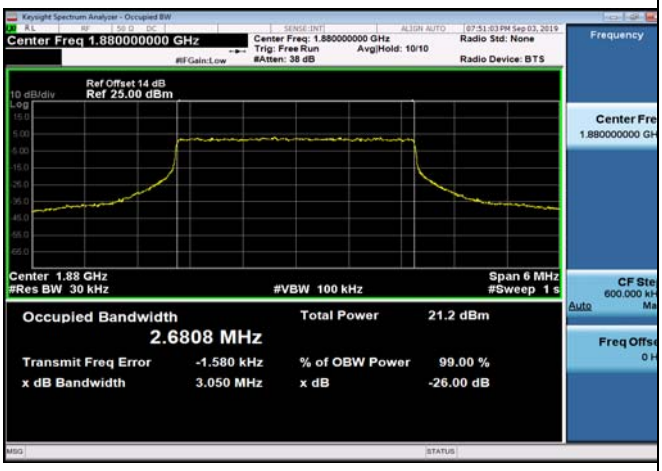

FDD02_MidRange_3_1880_QPSK

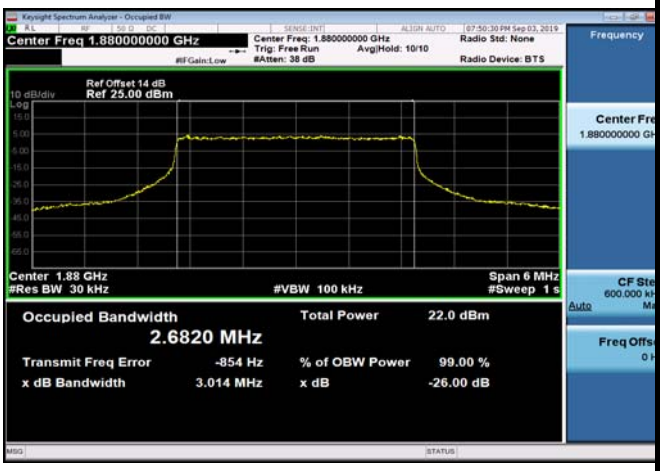

FDD02_MidRange_5_1880_Q16

FDD02_MidRange_5_1880_QPSK

FDD04_MidRange_1.4_1732.5_Q16

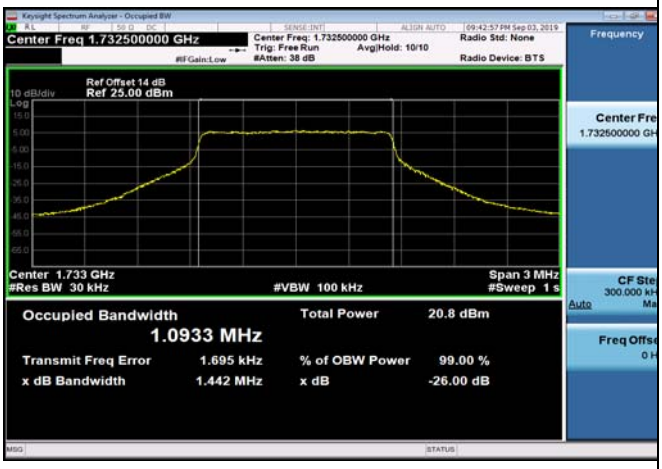

FDD04_MidRange_1.4_1732.5_QPSK

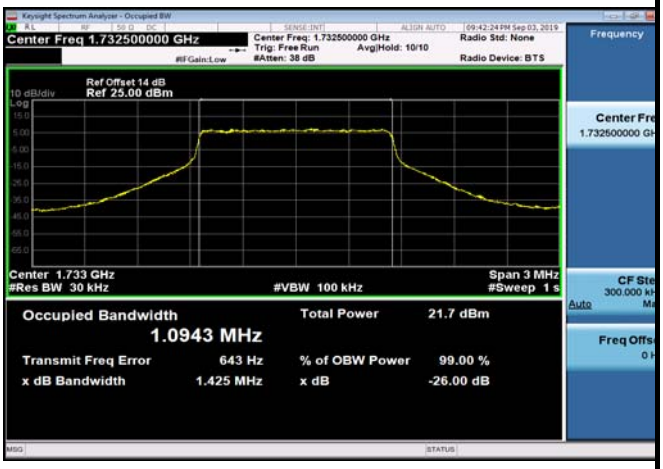

FDD04_MidRange_10_1732.5_Q16

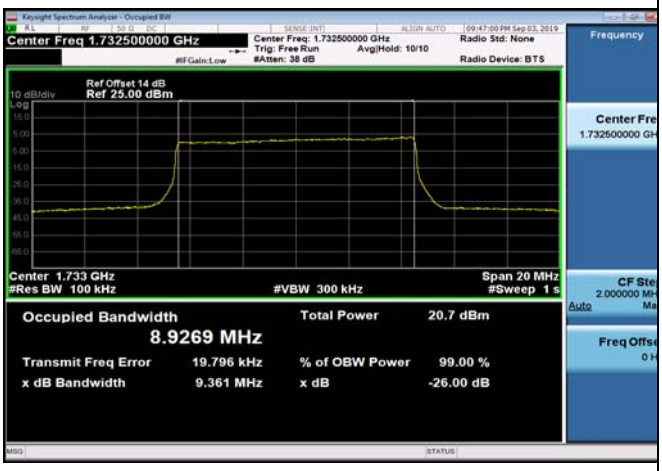

FDD04_MidRange_10_1732.5_QPSK

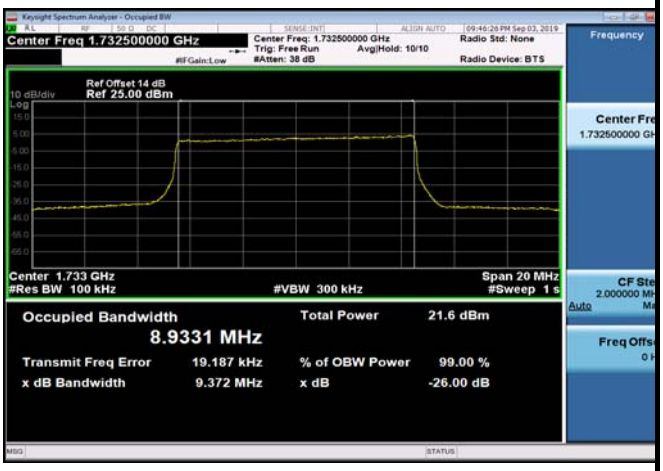

FDD04_MidRange_15_1732.5_Q16

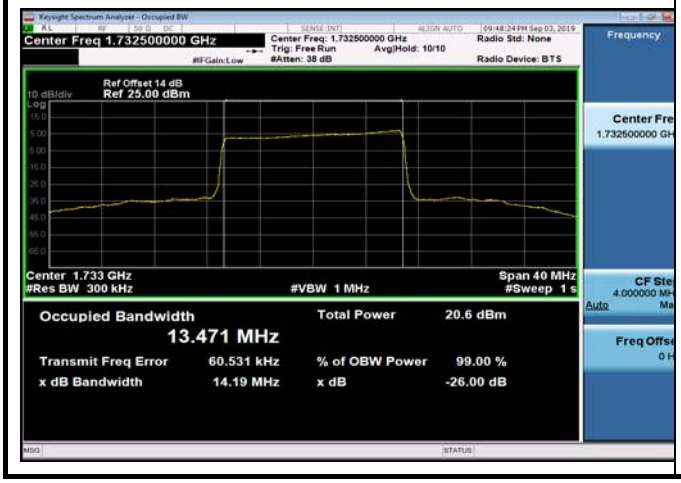

FDD04_MidRange_15_1732.5_QPSK

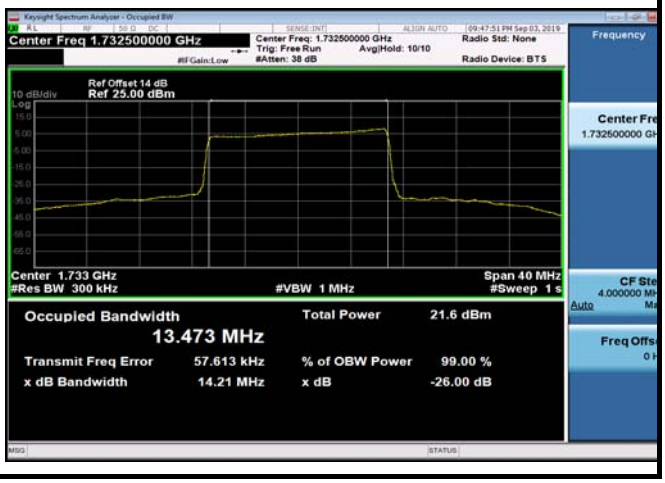

FDD04_MidRange_20_1732.5_Q16

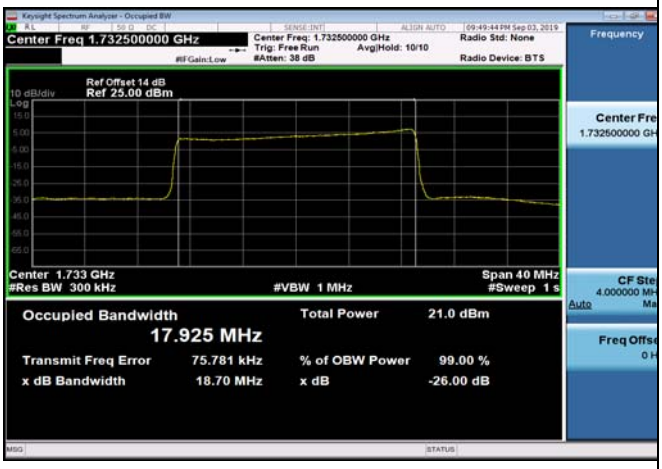

FDD04_MidRange_20_1732.5_QPSK

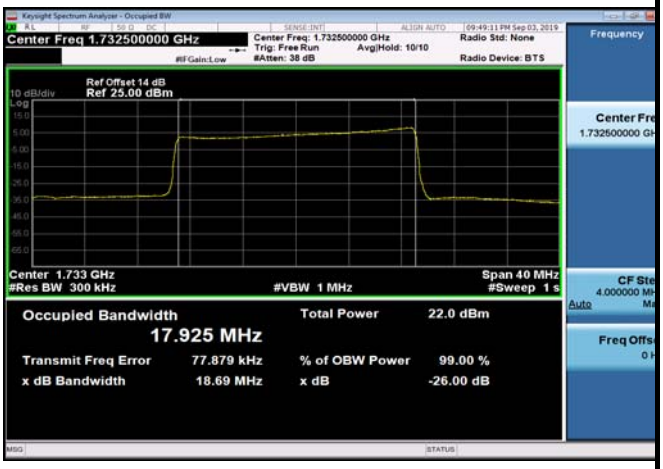

FDD04_MidRange_3_1732.5_Q16

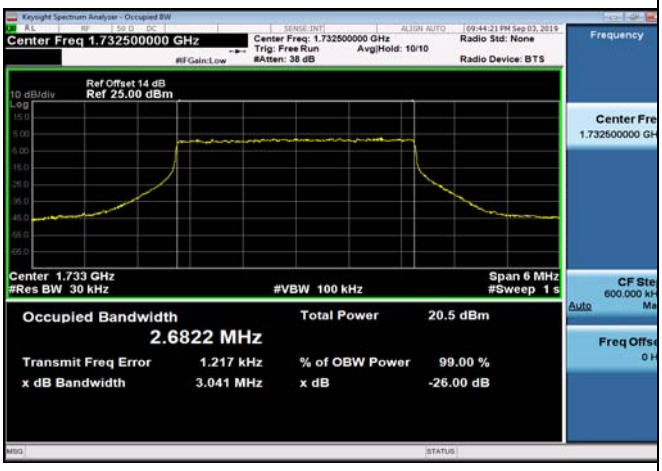

FDD04_MidRange_3_1732.5_QPSK

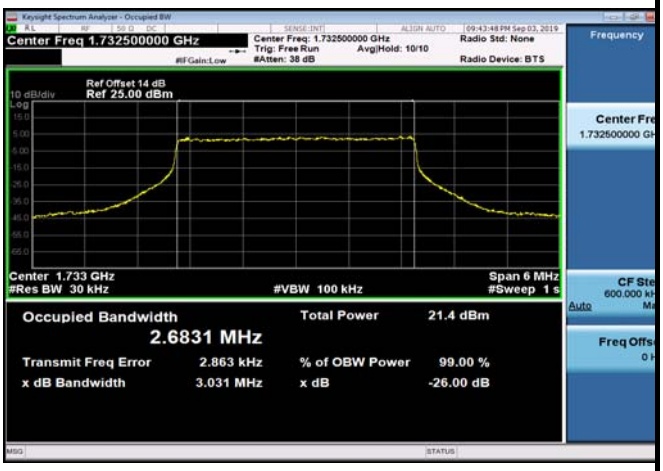

FDD04_MidRange_5_1732.5_Q16

FDD04_MidRange_5_1732.5_QPSK

FDD07_MidRange_10_2535_Q16

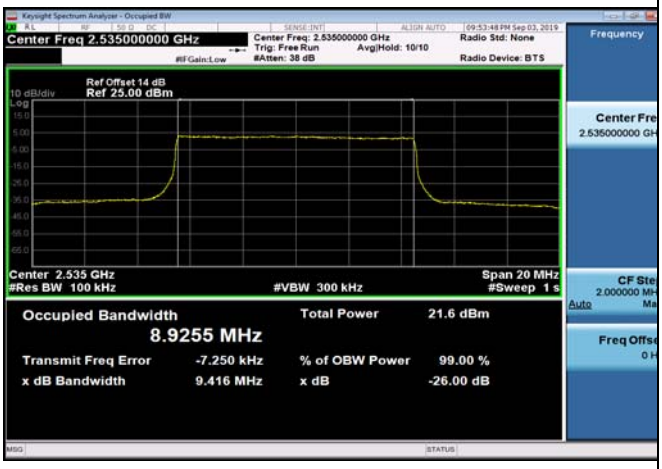

FDD07_MidRange_10_2535_QPSK

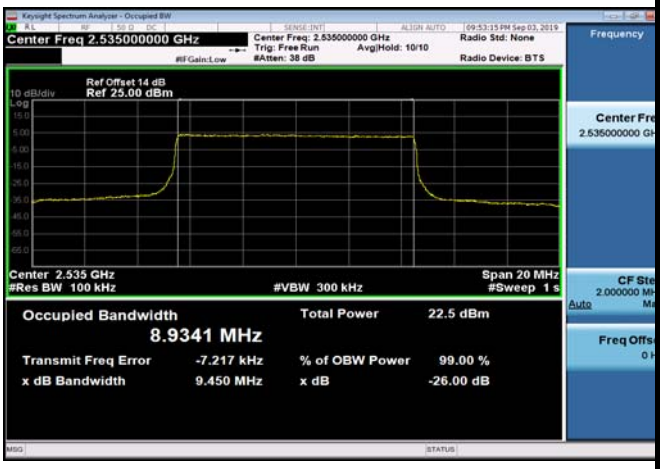

FDD07_MidRange_15_2535_Q16

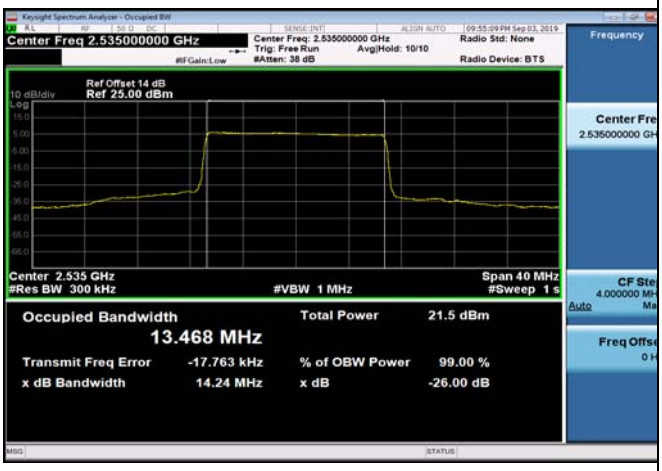

FDD07_MidRange_15_2535_QPSK

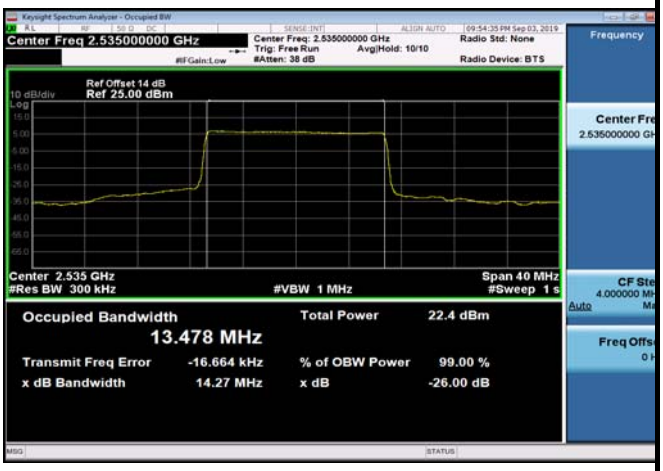

FDD07_MidRange_20_2535_Q16

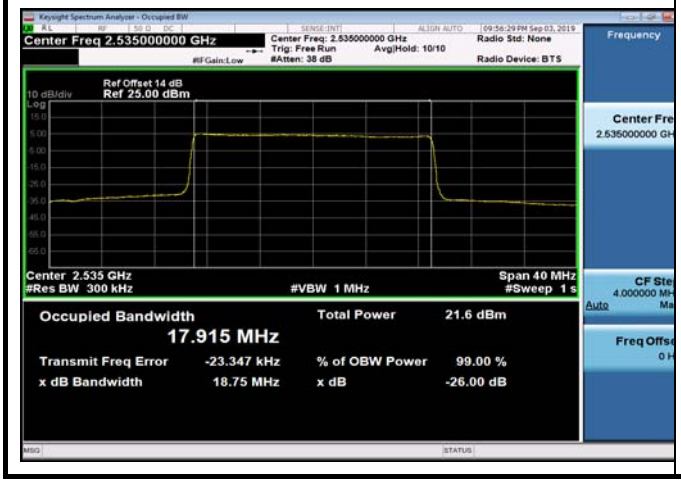

FDD07_MidRange_20_2535_QPSK

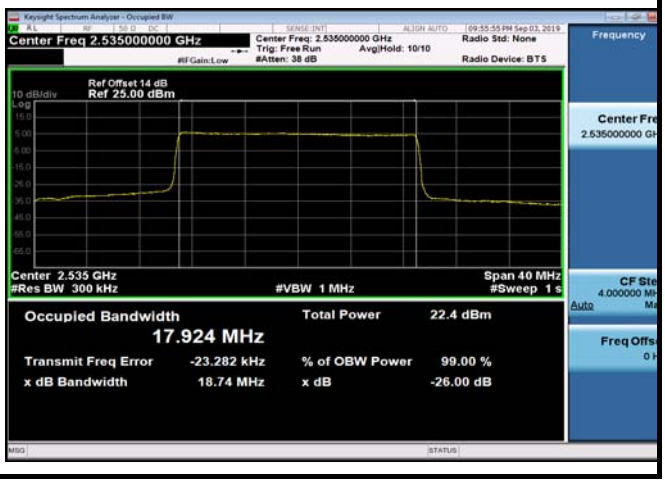

FDD07_MidRange_5_2535_Q16

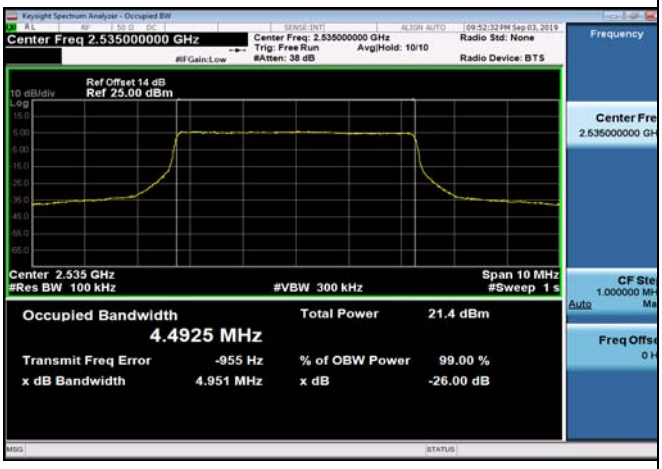

FDD07_MidRange_5_2535_QPSK

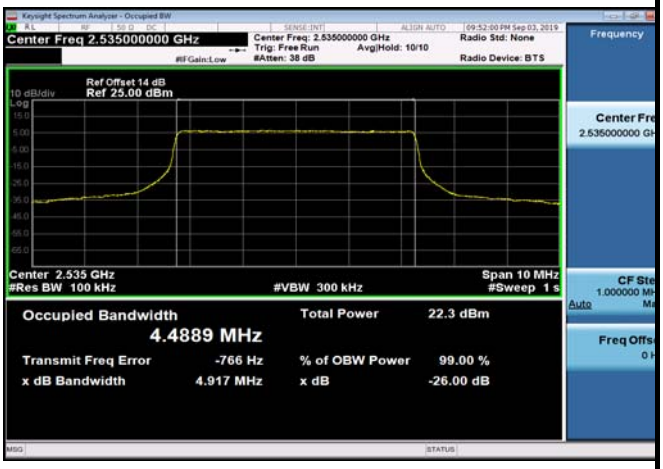

TDD41_MidRange_10_2593_Q16

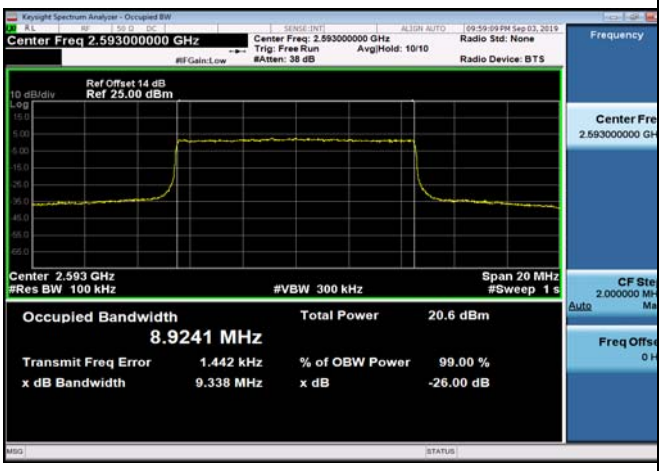

TDD41_MidRange_10_2593_QPSK

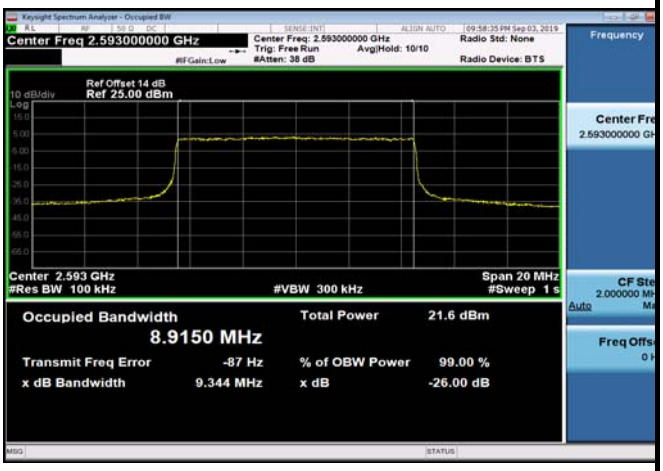

TDD41_MidRange_15_2593_Q16

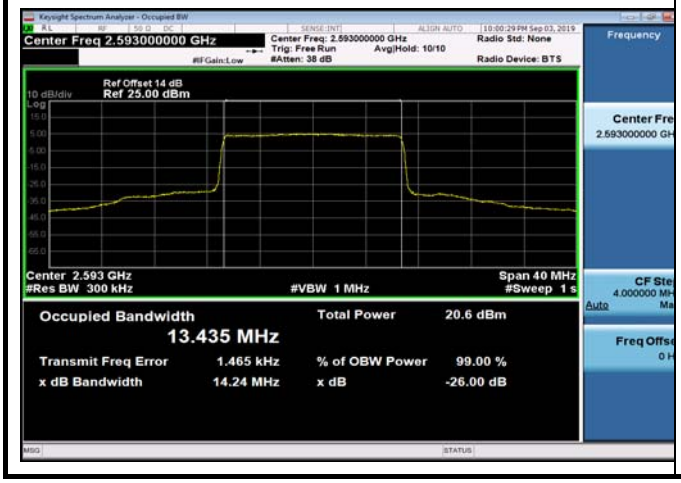

TDD41_MidRange_15_2593_QPSK

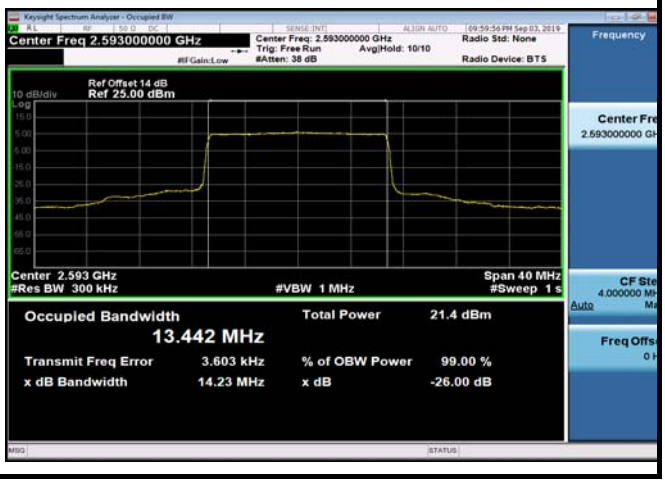

TDD41_MidRange_20_2593_Q16

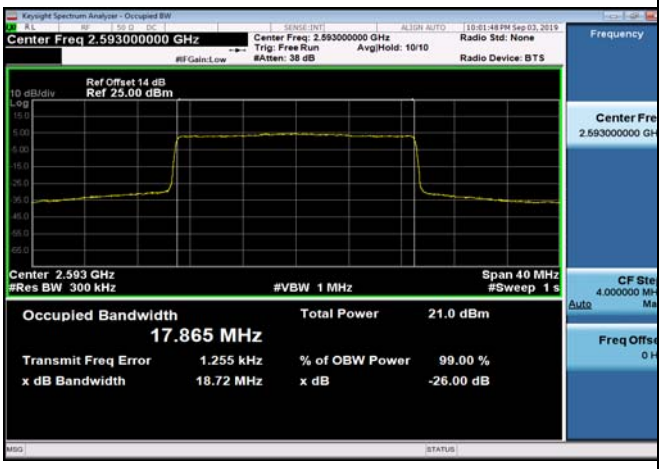

TDD41_MidRange_20_2593_QPSK

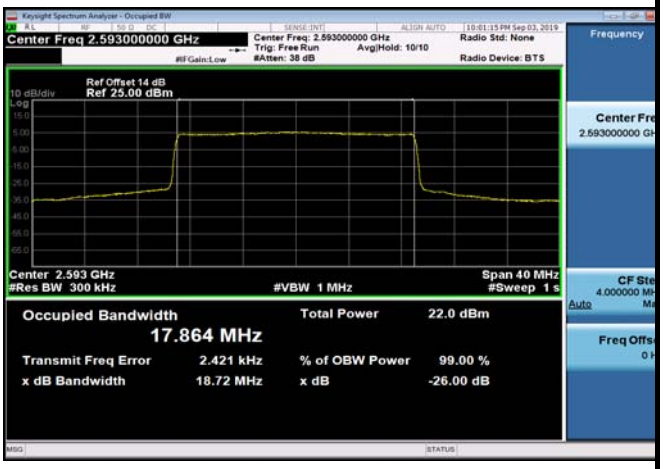

TDD41_MidRange_5_2593_Q16

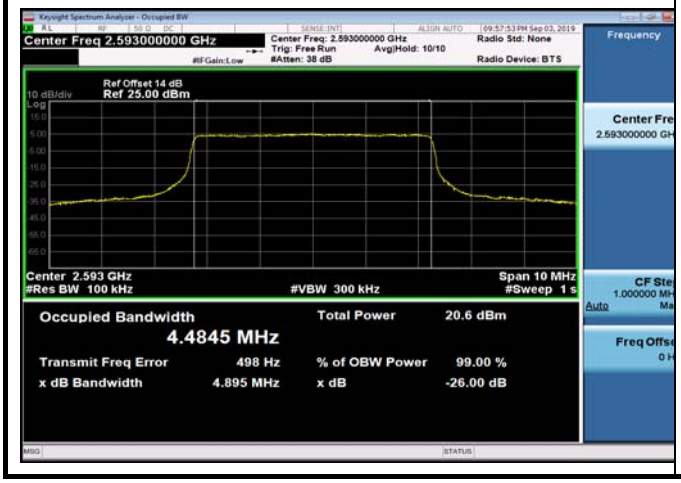

TDD41_MidRange_5_2593_QPSK

26dB Bandwidth

Test Result and Data

Emission Bandwidth NormalTC_NormalVol					
Band	Range	BandWidth	Frequency (MHz)	Modulation	EmissionBandwidth (MHz)
FDD02	MidRange	1.4	1880	QPSK	1.42
FDD02	MidRange	1.4	1880	Q16	1.43
FDD02	MidRange	3	1880	QPSK	3.10
FDD02	MidRange	3	1880	Q16	3.14
FDD02	MidRange	5	1880	QPSK	4.97
FDD02	MidRange	5	1880	Q16	4.89
FDD02	MidRange	10	1880	QPSK	9.41
FDD02	MidRange	10	1880	Q16	9.40
FDD02	MidRange	15	1880	QPSK	14.26
FDD02	MidRange	15	1880	Q16	14.24
FDD02	MidRange	20	1880	QPSK	18.76
FDD02	MidRange	20	1880	Q16	18..75
FDD04	MidRange	1.4	1732.5	QPSK	1.41
FDD04	MidRange	1.4	1732.5	Q16	1.44
FDD04	MidRange	3	1732.5	QPSK	3.08
FDD04	MidRange	3	1732.5	Q16	3.13
FDD04	MidRange	5	1732.5	QPSK	4.92
FDD04	MidRange	5	1732.5	Q16	4.88
FDD04	MidRange	10	1732.5	QPSK	9.37
FDD04	MidRange	10	1732.5	Q16	9.36
FDD04	MidRange	15	1732.5	QPSK	14.21
FDD04	MidRange	15	1732.5	Q16	14.20
FDD04	MidRange	20	1732.5	QPSK	18.69
FDD04	MidRange	20	1732.5	Q16	18.69
FDD07	MidRange	5	2535	QPSK	4.93
FDD07	MidRange	5	2535	Q16	4.96
FDD07	MidRange	10	2535	QPSK	9.45

FDD07	MidRange	10	2535	Q16	9.40
FDD07	MidRange	15	2535	QPSK	14.26
FDD07	MidRange	15	2535	Q16	14.24
FDD07	MidRange	20	2535	QPSK	18.75
FDD07	MidRange	20	2535	Q16	18.74
TDD41	MidRange	5	2593	QPSK	4.84
TDD41	MidRange	5	2593	Q16	4.89
TDD41	MidRange	10	2593	QPSK	9.38
TDD41	MidRange	10	2593	Q16	9.34
TDD41	MidRange	15	2593	QPSK	14.22
TDD41	MidRange	15	2593	Q16	14.23
TDD41	MidRange	20	2593	QPSK	18.72
TDD41	MidRange	20	2593	Q16	18.71

FDD02_MidRange_1.4MHz_1880MHz_Q16

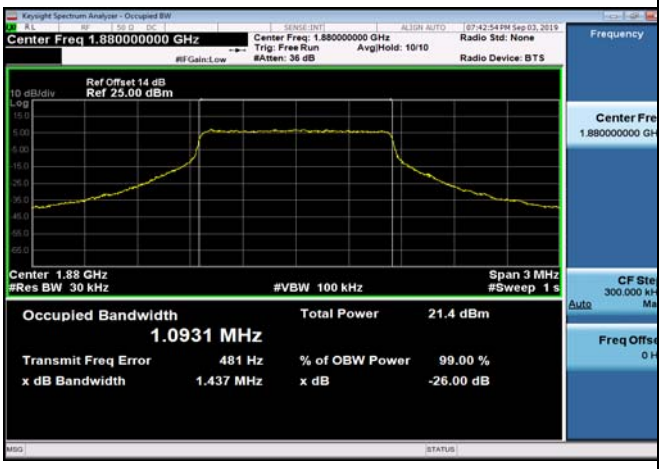

FDD02_MidRange_1.4MHz_1880MHz_QPSK

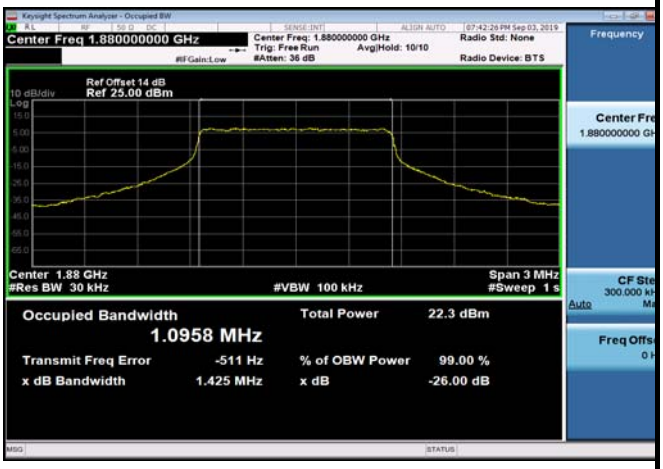

FDD02_MidRange_10MHz_1880MHz_Q16

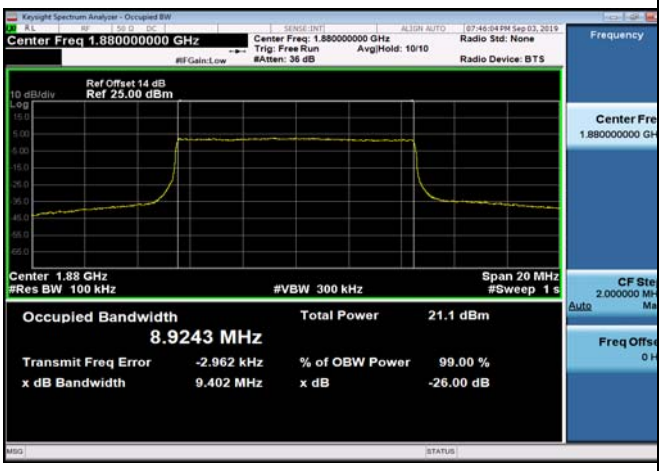

FDD02_MidRange_10MHz_1880MHz_QPSK

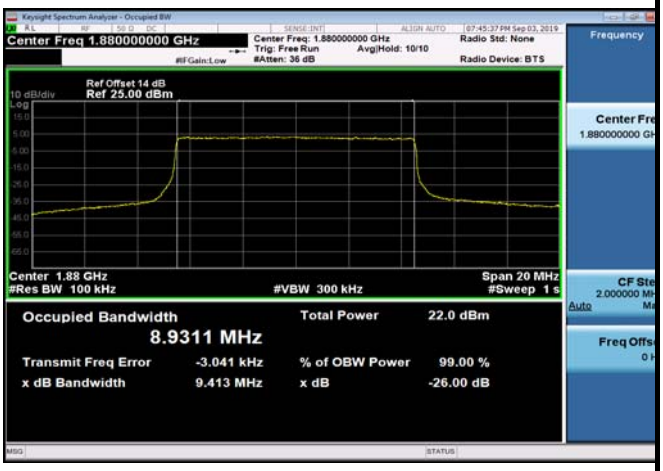

FDD02_MidRange_15MHz_1880MHz_Q16

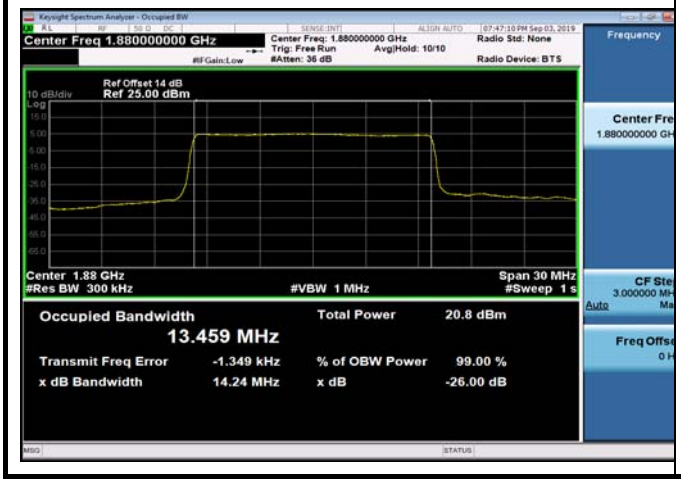

FDD02_MidRange_15MHz_1880MHz_QPSK

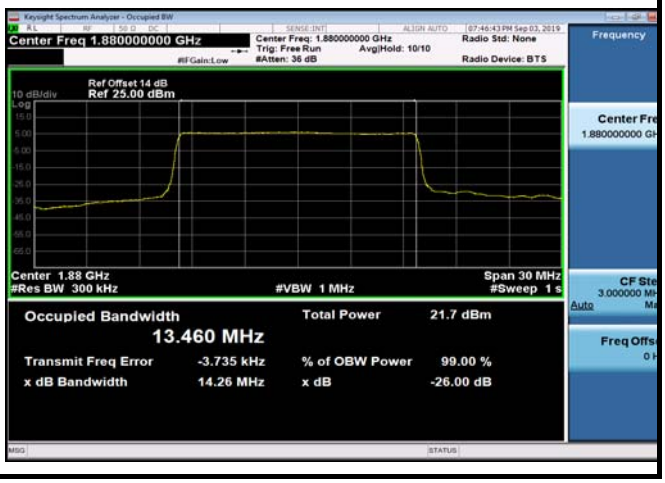

FDD02_MidRange_20MHz_1880MHz_Q16

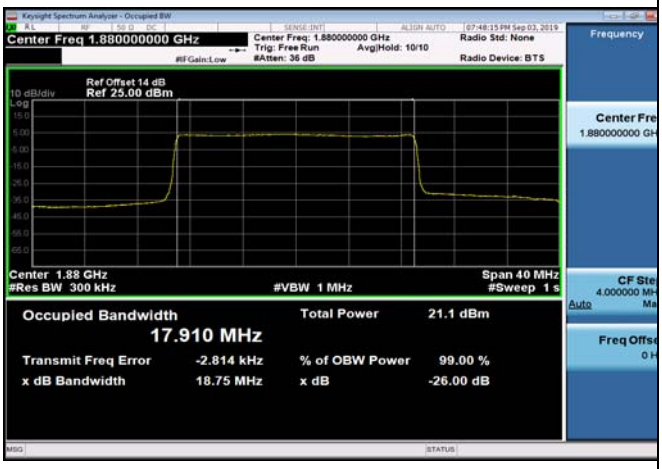

FDD02_MidRange_20MHz_1880MHz_QPSK

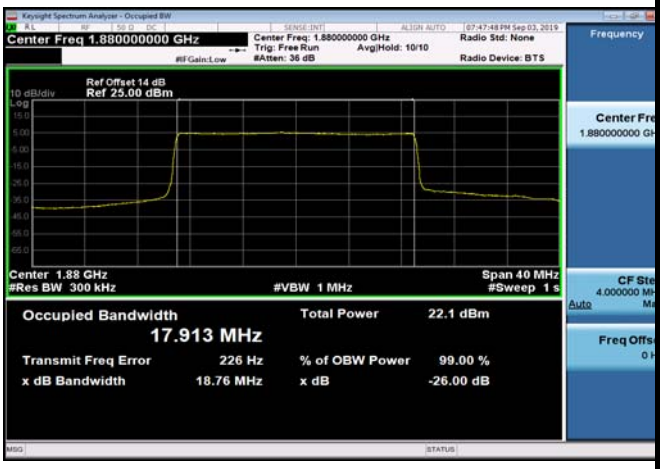

FDD02_MidRange_3MHz_1880MHz_Q16

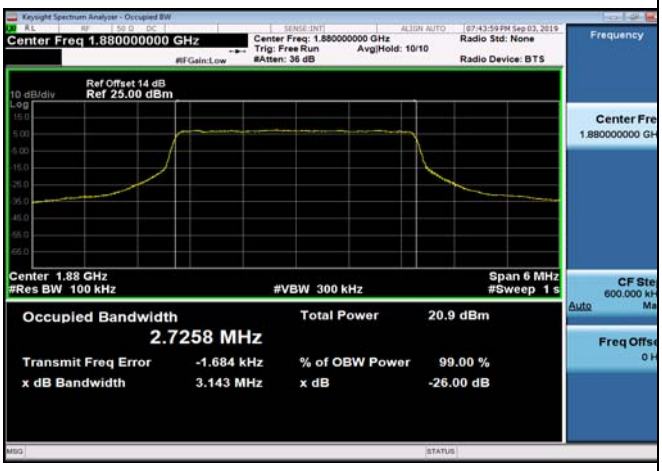

FDD02_MidRange_3MHz_1880MHz_QPSK

FDD02_MidRange_5MHz_1880MHz_Q16

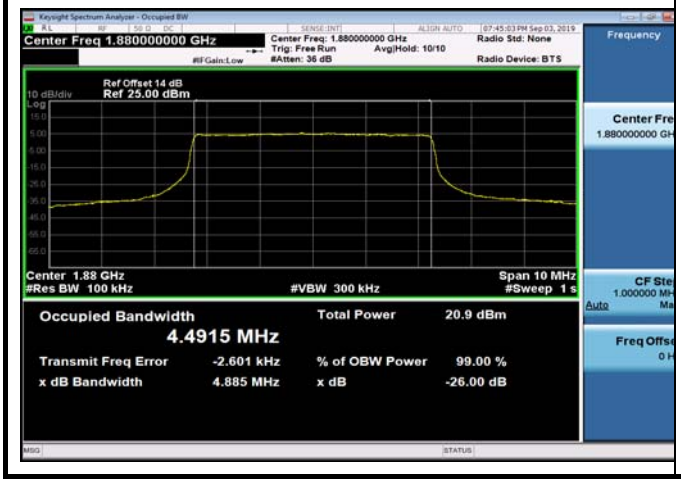

FDD02_MidRange_5MHz_1880MHz_QPSK

FDD04_MidRange_1.4MHz_1732.5MHz _Q16

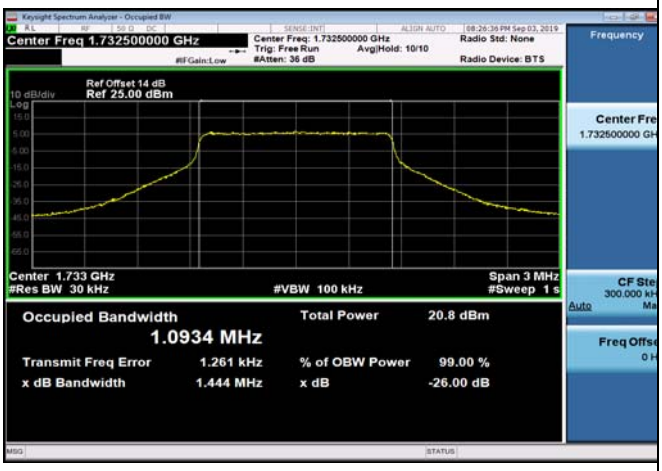

FDD04_MidRange_1.4MHz_1732.5MHz _QPSK

FDD04_MidRange_10MHz_1732.5MHz _Q16

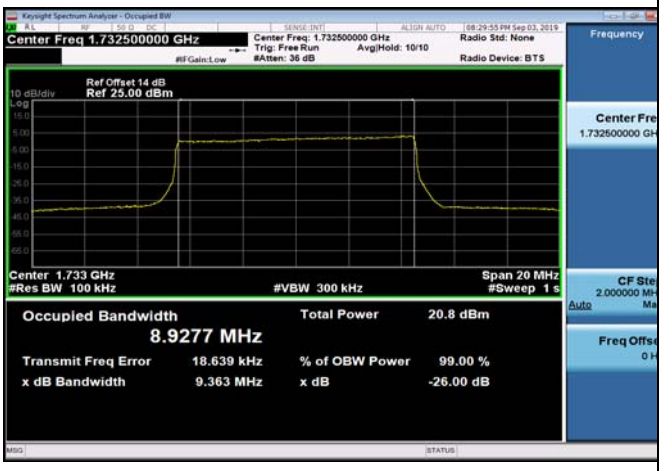

FDD04_MidRange_10MHz_1732.5MHz _QPSK

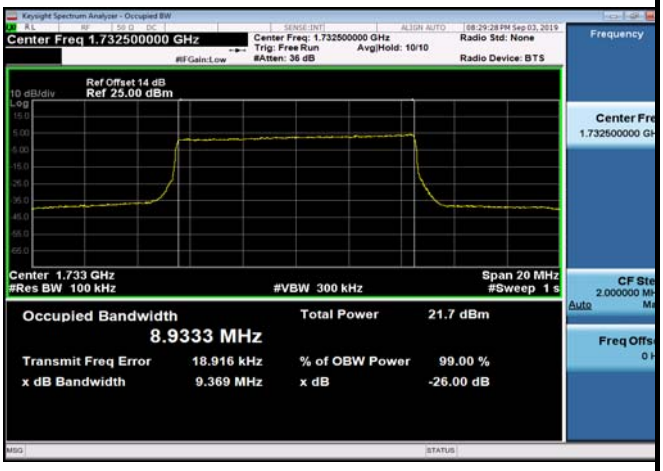

FDD04_MidRange_15MHz_1732.5MHz _Q16

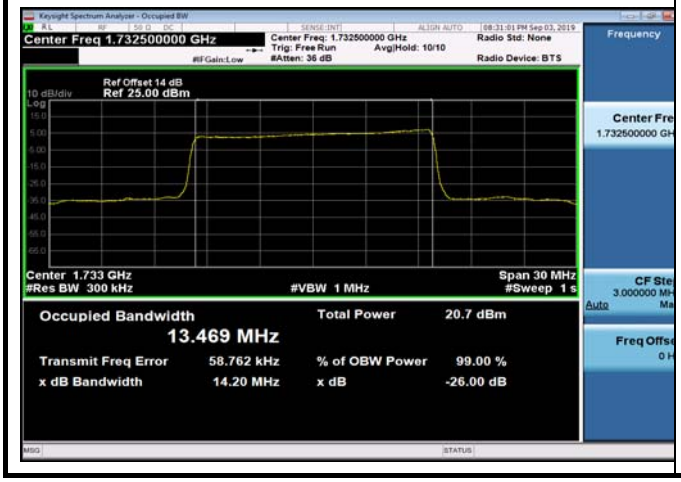

FDD04_MidRange_15MHz_1732.5MHz _QPSK

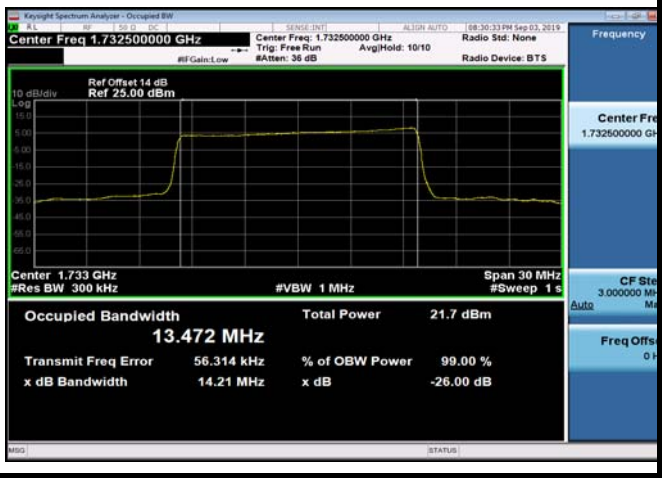

FDD04_MidRange_20MHz_1732.5MHz_Q16

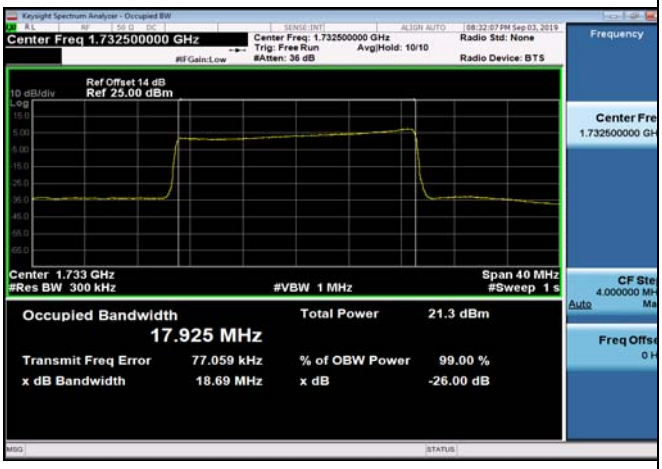

FDD04_MidRange_20MHz_1732.5MHz_QPSK

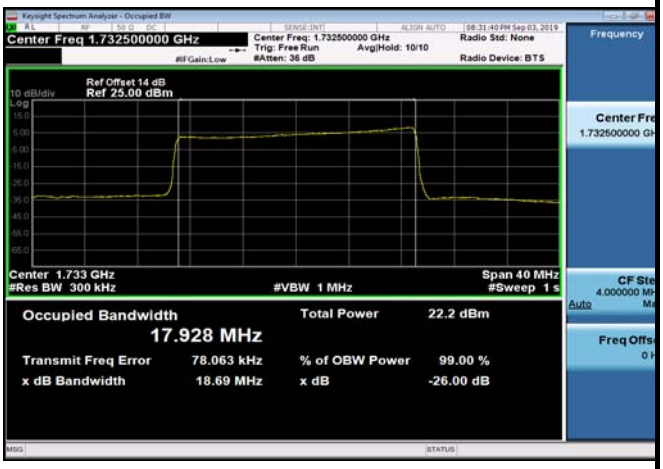

FDD04_MidRange_3MHz_1732.5MHz_Q16

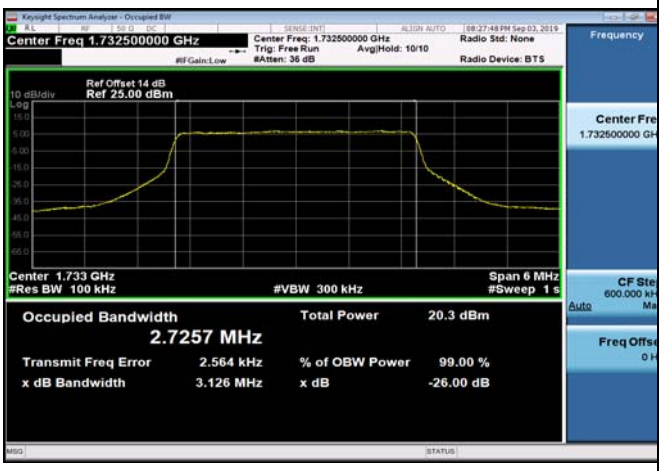

FDD04_MidRange_3MHz_1732.5MHz_QPSK

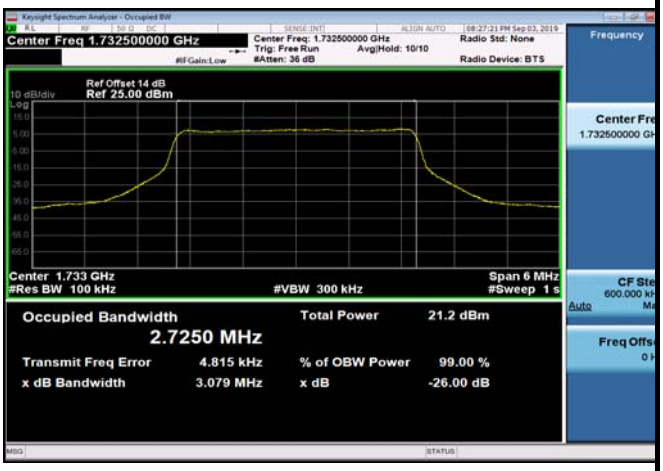

FDD04_MidRange_5MHz_1732.5MHz_Q16

FDD04_MidRange_5MHz_1732.5MHz_QPSK

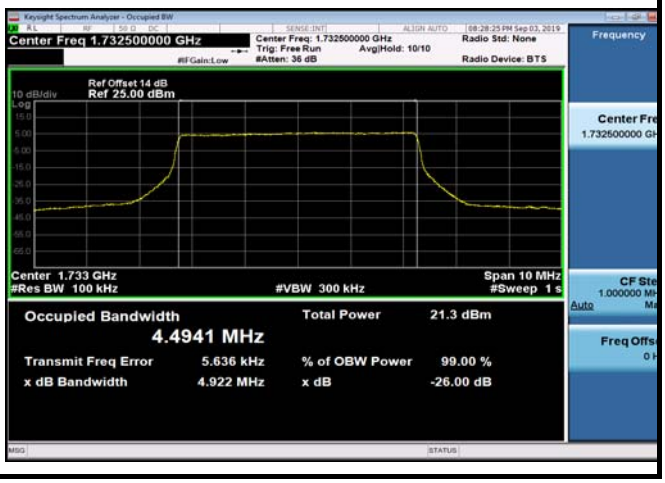

FDD07_MidRange_10MHz_2535MHz_Q16

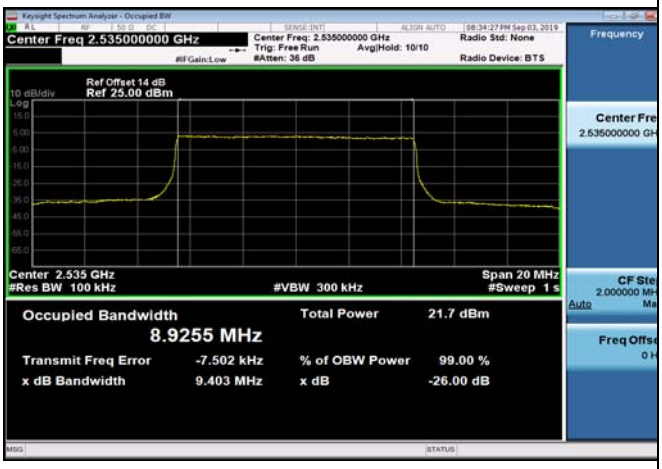

FDD07_MidRange_10MHz_2535MHz_QPSK

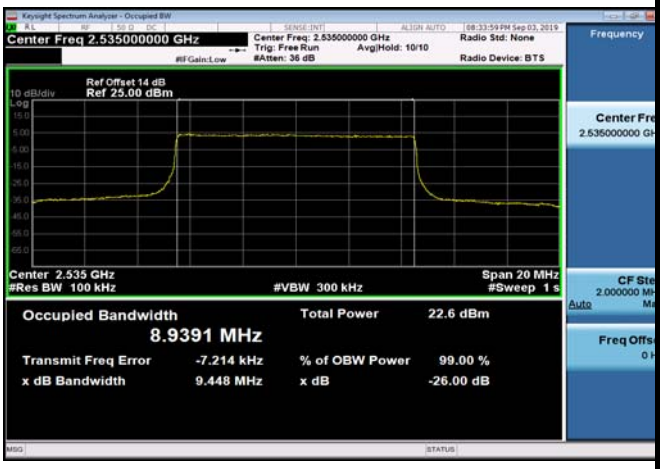

FDD07_MidRange_15MHz_2535MHz_Q16

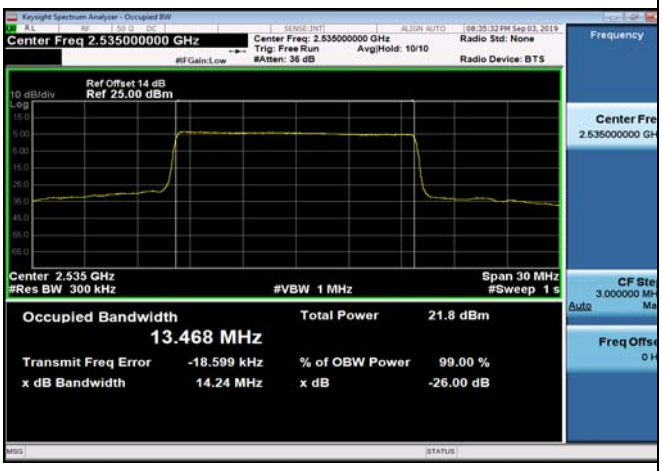

FDD07_MidRange_15MHz_2535MHz_QPSK

FDD07_MidRange_20MHz_2535MHz_Q16

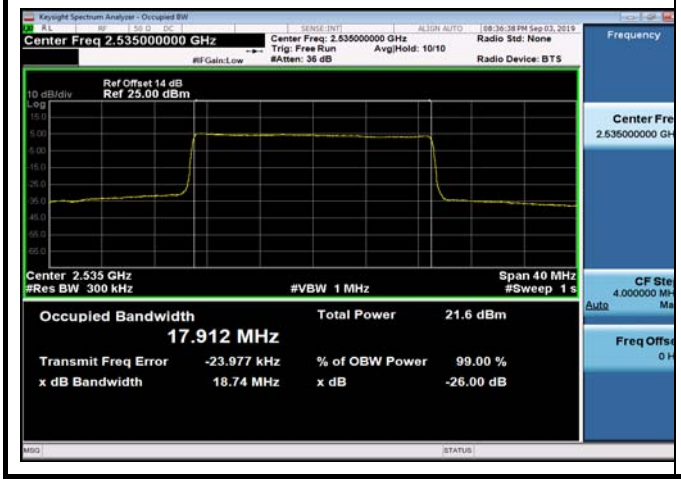

FDD07_MidRange_20MHz_2535MHz_QPSK

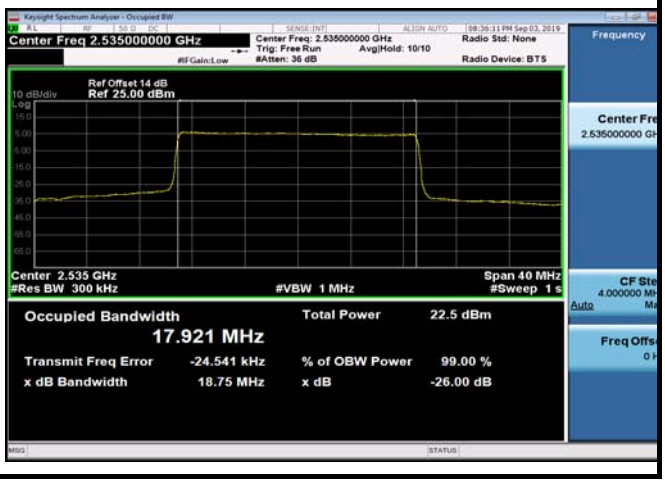

FDD07_MidRange_5MHz_2535MHz_Q16

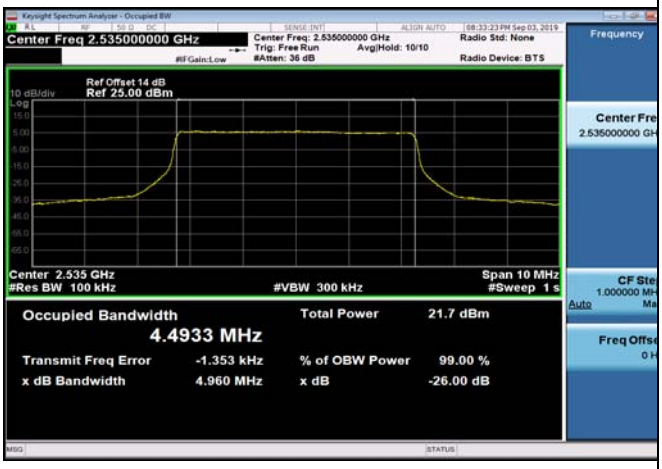

FDD07_MidRange_5MHz_2535MHz_QPSK

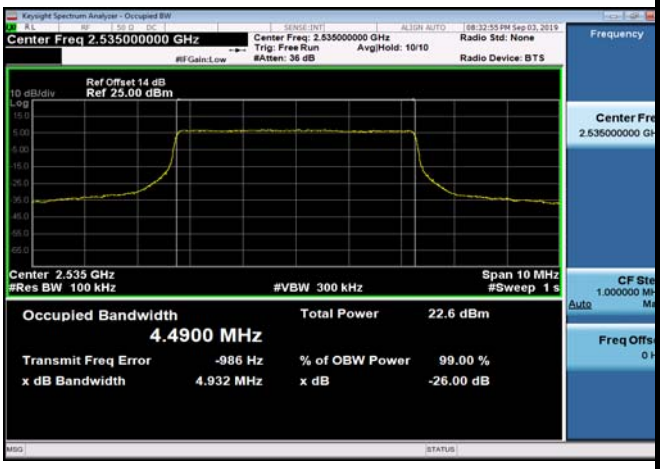

TDD41_MidRange_10MHz_2593MHz_Q16

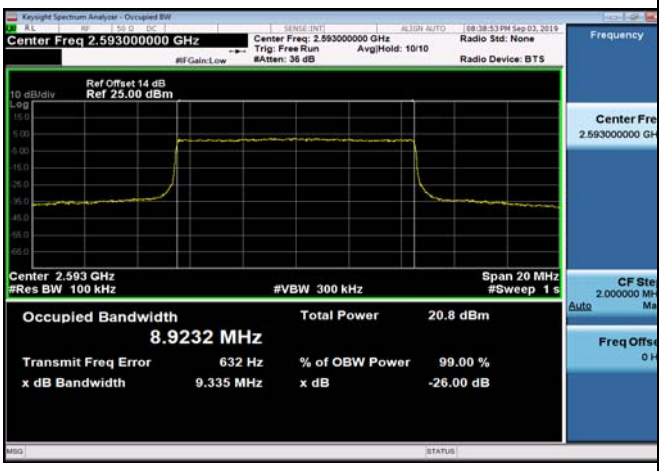

TDD41_MidRange_10MHz_2593MHz_QPSK

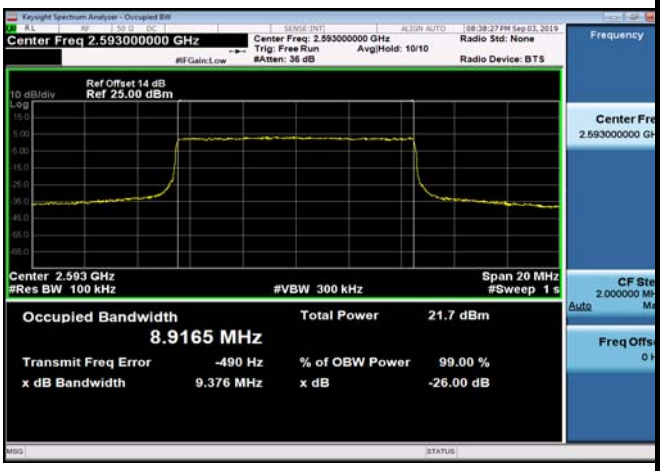

TDD41_MidRange_15MHz_2593MHz_Q16

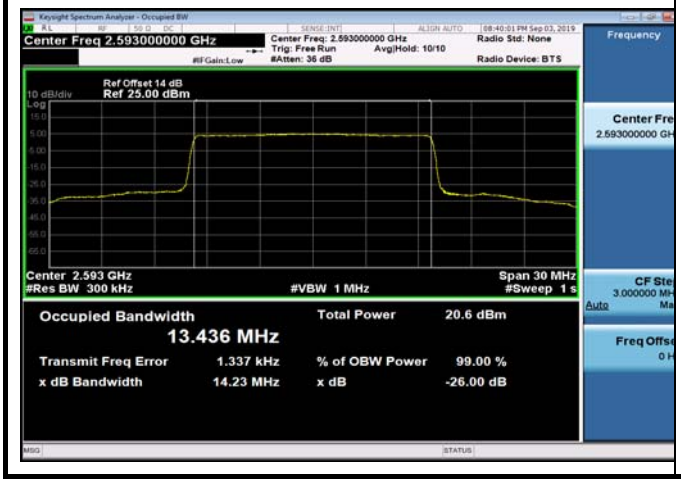

TDD41_MidRange_15MHz_2593MHz_QPSK

TDD41_MidRange_20MHz_2593MHz_Q16

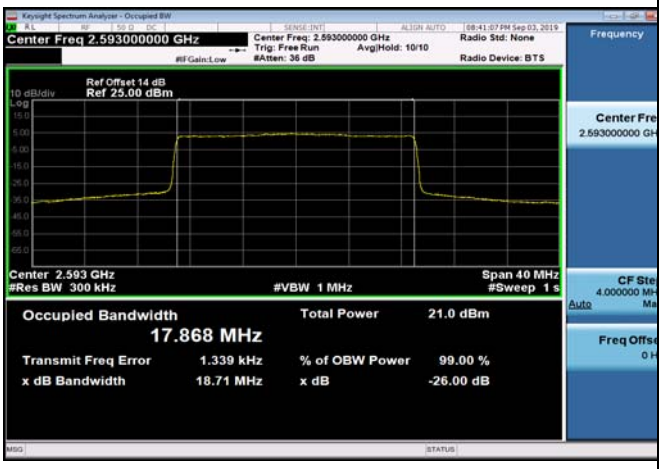

TDD41_MidRange_20MHz_2593MHz_QPSK

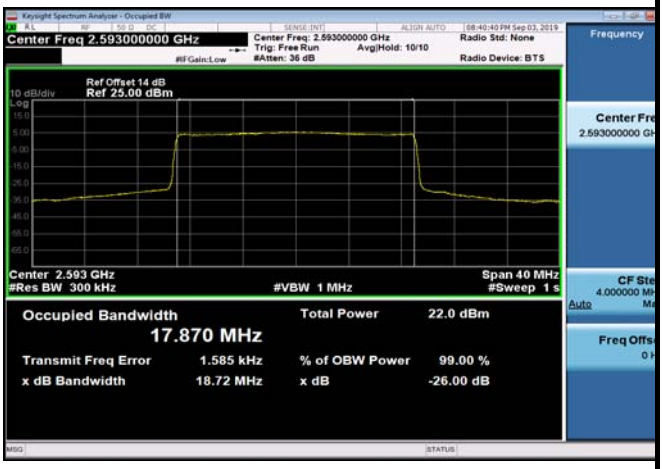

TDD41_MidRange_5MHz_2593MHz_Q16

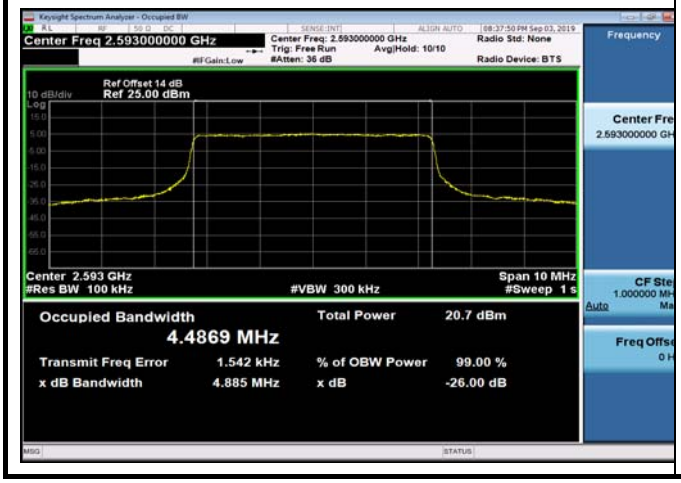

TDD41_MidRange_5MHz_2593MHz_QPSK

Frequency Stability

Test Result and Data

Frequency Stability NormalTC_NormalVol									
Temperature	Voltage	Band	BandWidth (MHz)	RbMode	Modulation	Frequency Error (Hz)	Frequency Error (ppm)	Limit (ppm)	Result
Normal	Low	FDD02	10	fullRB	QPSK	23.689	0.013	0.10	Pass
Normal	Normal	FDD02	10	fullRB	QPSK	19.512	0.010	0.10	Pass
Normal	High	FDD02	10	fullRB	QPSK	16.236	0.009	0.10	Pass
50	Normal	FDD02	10	fullRB	QPSK	23.732	0.013	0.10	Pass
40	Normal	FDD02	10	fullRB	QPSK	10.786	0.006	0.10	Pass
30	Normal	FDD02	10	fullRB	QPSK	19.140	0.010	0.10	Pass
20	Normal	FDD02	10	fullRB	QPSK	25.234	0.013	0.10	Pass
10	Normal	FDD02	10	fullRB	QPSK	-14.935	0.008	0.10	Pass
0	Normal	FDD02	10	fullRB	QPSK	13.561	0.007	0.10	Pass
-10	Normal	FDD02	10	fullRB	QPSK	-11.744	0.006	0.10	Pass
-20	Normal	FDD02	10	fullRB	QPSK	-17.610	0.009	0.10	Pass
-30	Normal	FDD02	10	fullRB	QPSK	-20.227	0.011	0.10	Pass
Normal	Low	FDD04	10	fullRB	QPSK	-13.847	0.008	0.10	Pass
Normal	Normal	FDD04	10	fullRB	QPSK	-19.627	0.011	0.10	Pass
Normal	High	FDD04	10	fullRB	QPSK	-19.183	0.011	0.10	Pass
50	Normal	FDD04	10	fullRB	QPSK	-16.580	0.010	0.10	Pass
40	Normal	FDD04	10	fullRB	QPSK	16.136	0.009	0.10	Pass
30	Normal	FDD04	10	fullRB	QPSK	-13.432	0.008	0.10	Pass
20	Normal	FDD04	10	fullRB	QPSK	-18.954	0.011	0.10	Pass
10	Normal	FDD04	10	fullRB	QPSK	11.644	0.007	0.10	Pass
0	Normal	FDD04	10	fullRB	QPSK	16.165	0.009	0.10	Pass
-10	Normal	FDD04	10	fullRB	QPSK	10.128	0.006	0.10	Pass
-20	Normal	FDD04	10	fullRB	QPSK	-16.952	0.010	0.10	Pass
-30	Normal	FDD04	10	fullRB	QPSK	-13.447	0.008	0.10	Pass
Normal	Low	FDD07	10	fullRB	QPSK	30.584	0.012	0.10	Pass
Normal	Normal	FDD07	10	fullRB	QPSK	22.230	0.009	0.10	Pass
Normal	High	FDD07	10	fullRB	QPSK	27.523	0.011	0.10	Pass

50	Normal	FDD07	10	fullRB	QPSK	28.052	0.011	0.10	Pass
40	Normal	FDD07	10	fullRB	QPSK	24.862	0.010	0.10	Pass
30	Normal	FDD07	10	fullRB	QPSK	27.795	0.011	0.10	Pass
20	Normal	FDD07	10	fullRB	QPSK	27.924	0.011	0.10	Pass
10	Normal	FDD07	10	fullRB	QPSK	16.866	0.007	0.10	Pass
0	Normal	FDD07	10	fullRB	QPSK	-20.828	0.008	0.10	Pass
-10	Normal	FDD07	10	fullRB	QPSK	25.420	0.010	0.10	Pass
-20	Normal	FDD07	10	fullRB	QPSK	-29.297	0.012	0.10	Pass
-30	Normal	FDD07	10	fullRB	QPSK	18.168	0.007	0.10	Pass
Normal	Low	TDD41	10	fullRB	QPSK	64.058	0.025	0.10	Pass
Normal	Normal	TDD41	10	fullRB	QPSK	50.426	0.019	0.10	Pass
Normal	High	TDD41	10	fullRB	QPSK	53.401	0.021	0.10	Pass
50	Normal	TDD41	10	fullRB	QPSK	49.839	0.019	0.10	Pass
40	Normal	TDD41	10	fullRB	QPSK	47.936	0.018	0.10	Pass
30	Normal	TDD41	10	fullRB	QPSK	40.083	0.015	0.10	Pass
20	Normal	TDD41	10	fullRB	QPSK	60.468	0.023	0.10	Pass
10	Normal	TDD41	10	fullRB	QPSK	47.936	0.018	0.10	Pass
0	Normal	TDD41	10	fullRB	QPSK	53.945	0.021	0.10	Pass
-10	Normal	TDD41	10	fullRB	QPSK	47.636	0.018	0.10	Pass
-20	Normal	TDD41	10	fullRB	QPSK	43.845	0.017	0.10	Pass
-30	Normal	TDD41	10	fullRB	QPSK	53.744	0.021	0.10	Pass

Note：Normal=21.6V, Low=24V, High=26.4V

Conducted Out of Band Emissions

Test Result and Data

FDD02_HighRange_1.4MHz_30MHz~26GHz

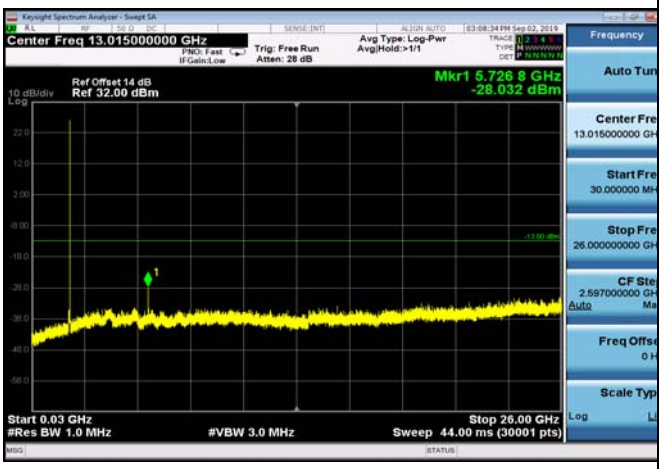

FDD02_HighRange_10MHz_30MHz~26GHz

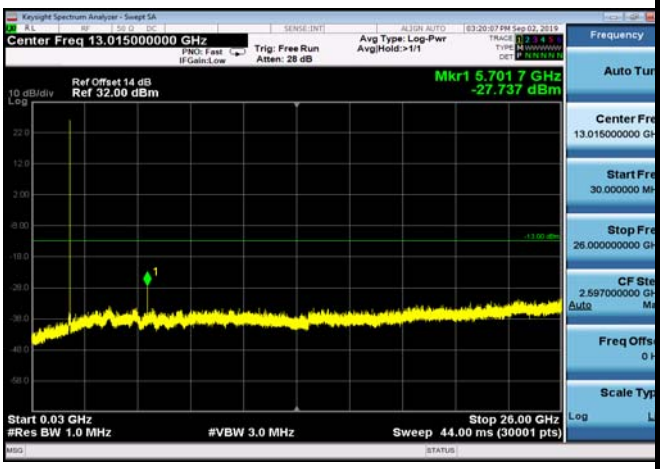

FDD02_HighRange_15MHz_30MHz~26GHz

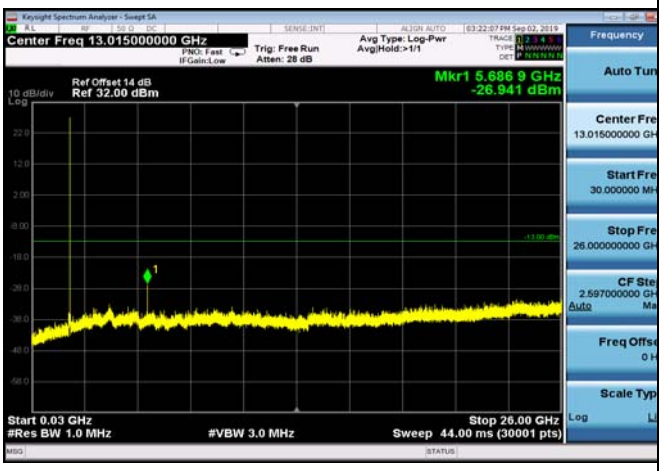

FDD02_HighRange_20MHz_30MHz~26GHz

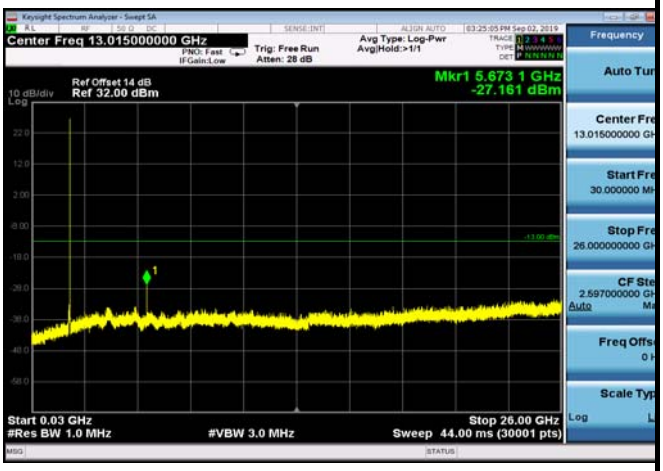

FDD02_HighRange_3MHz_30MHz~26GHz

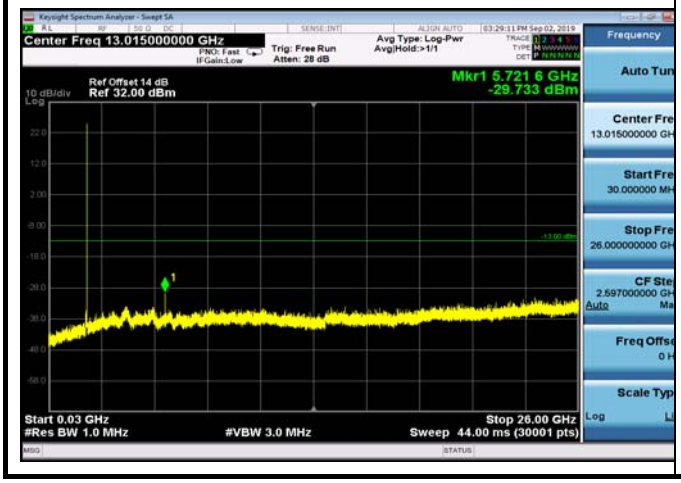

FDD02_HighRange_5MHz_30MHz~26GHz

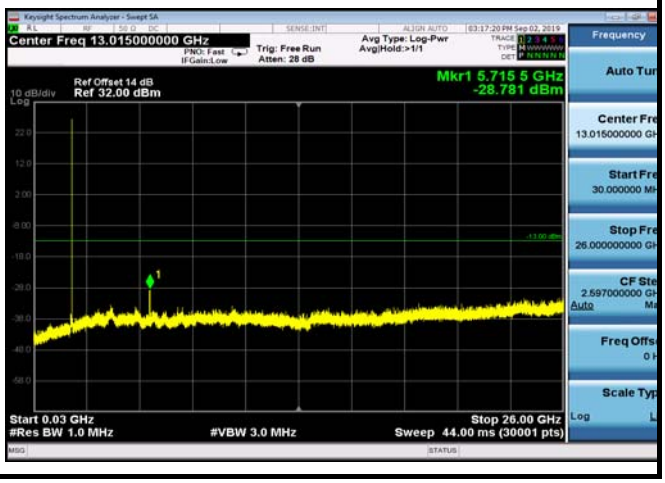

FDD02_LowRange_1.4MHz_30MHz~26GHz

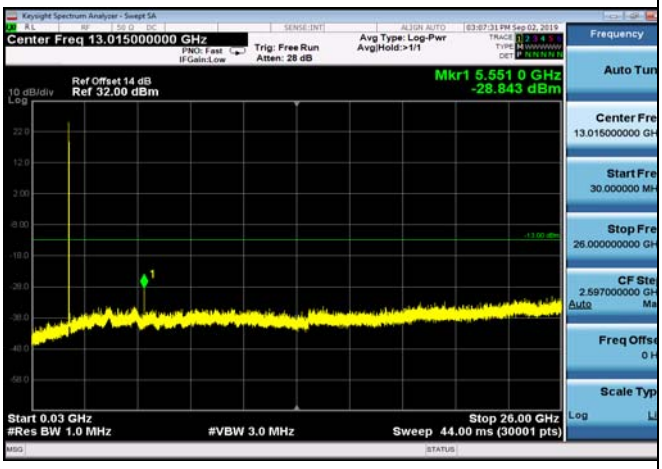

FDD02_LowRange_10MHz_30MHz~26GHz

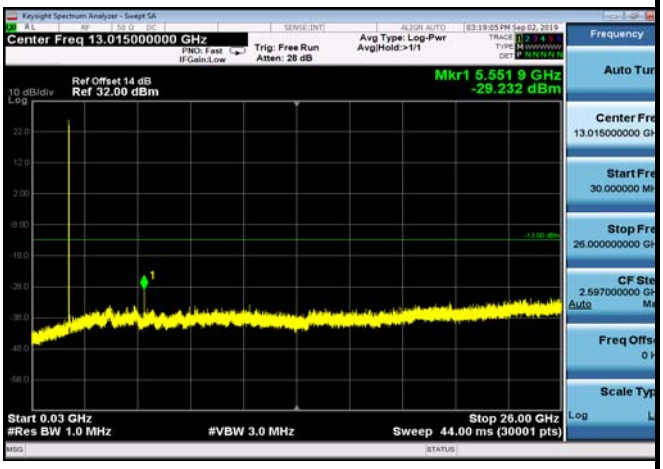

FDD02_LowRange_15MHz_30MHz~26GHz

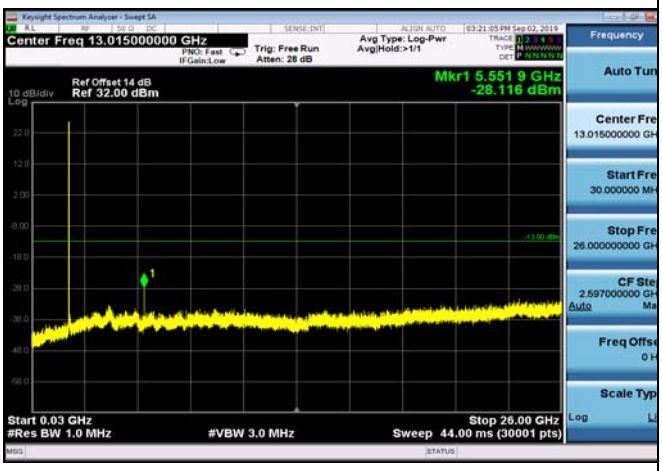

FDD02_LowRange_20MHz_30MHz~26GHz

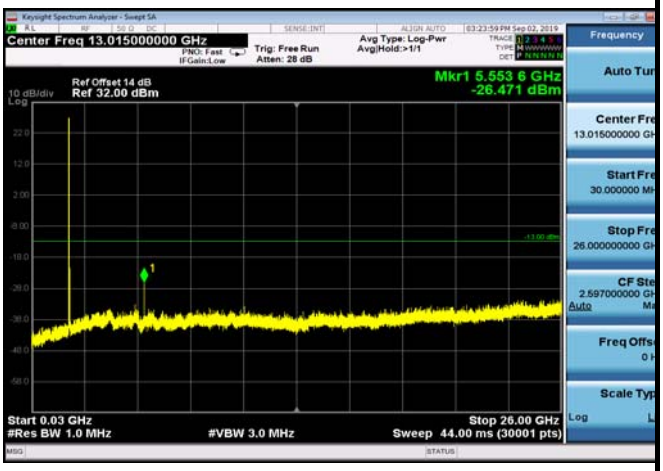

FDD02_LowRange_3MHz_30MHz~26GHz

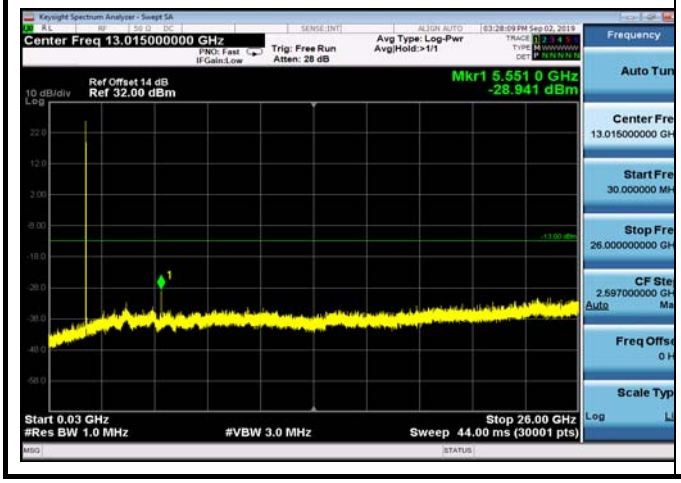

FDD02_LowRange_5MHz_30MHz~26GHz

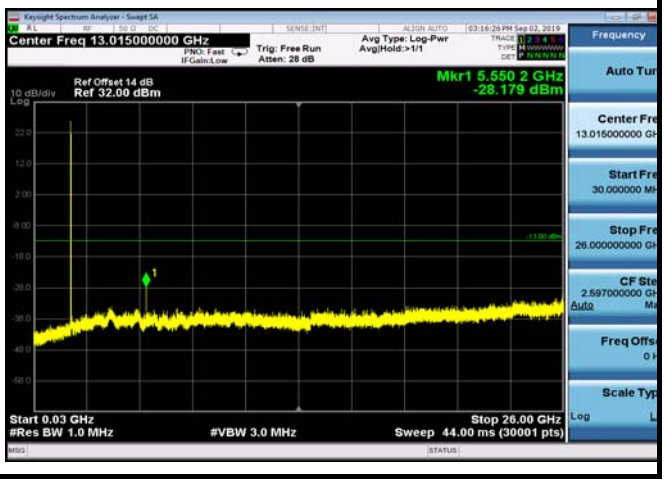

FDD02_MidRange_1.4MHz_30MHz~26GHz

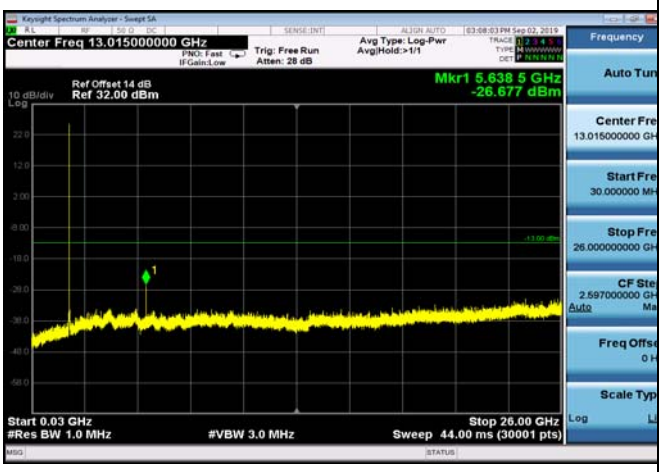

FDD02_MidRange_10MHz_30MHz~26GHz

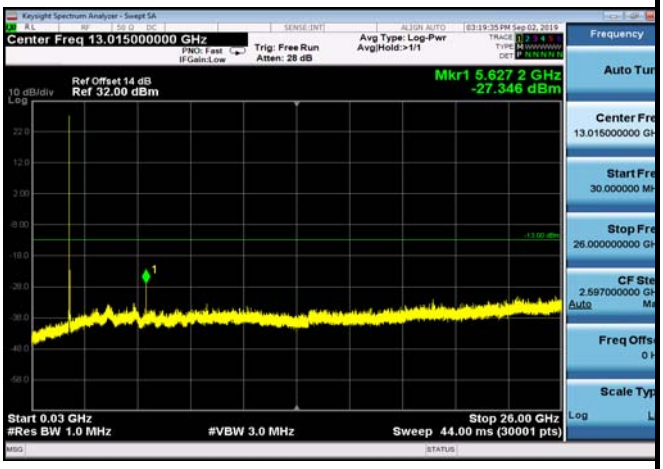

FDD02_MidRange_15MHz_30MHz~26GHz

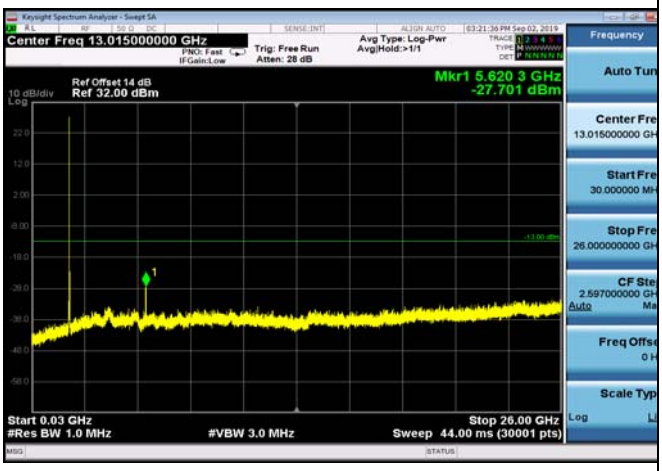

FDD02_MidRange_20MHz_30MHz~26GHz

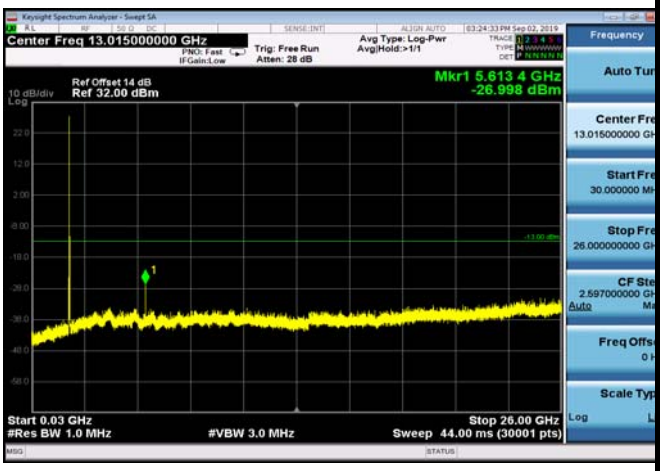

FDD02_MidRange_3MHz_30MHz~26GHz

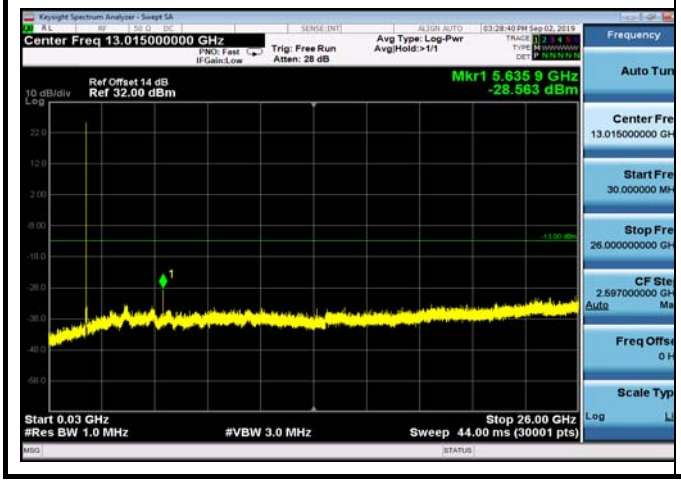

FDD02_MidRange_5MHz_30MHz~26GHz

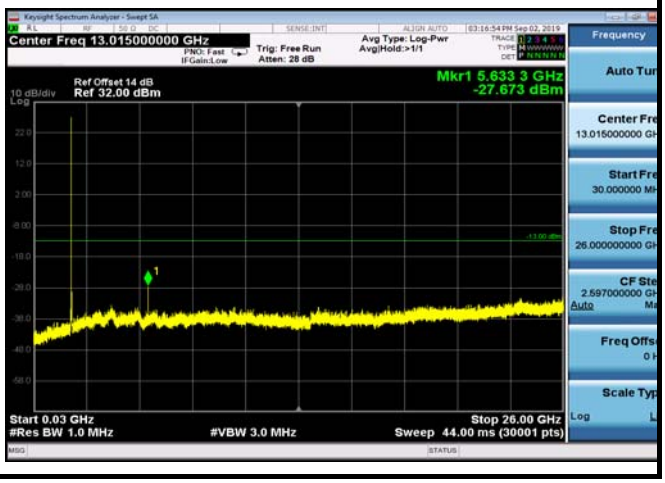

FDD04_HighRange_1.4MHz_30MHz~26GHz

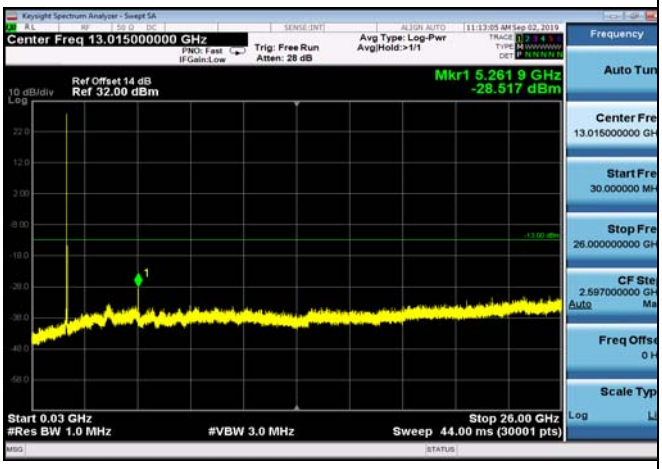

FDD04_HighRange_10MHz_30MHz~26GHz

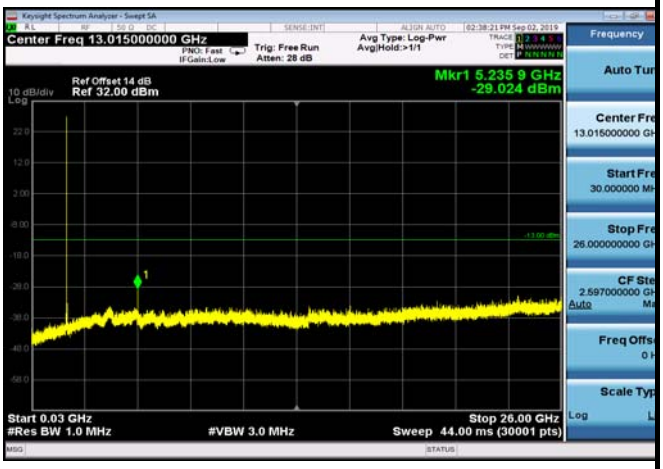

FDD04_HighRange_15MHz_30MHz~26GHz

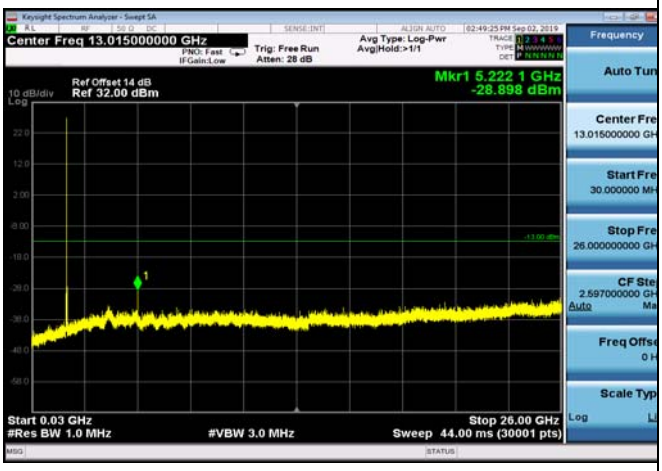

FDD04_HighRange_20MHz_30MHz~26GHz

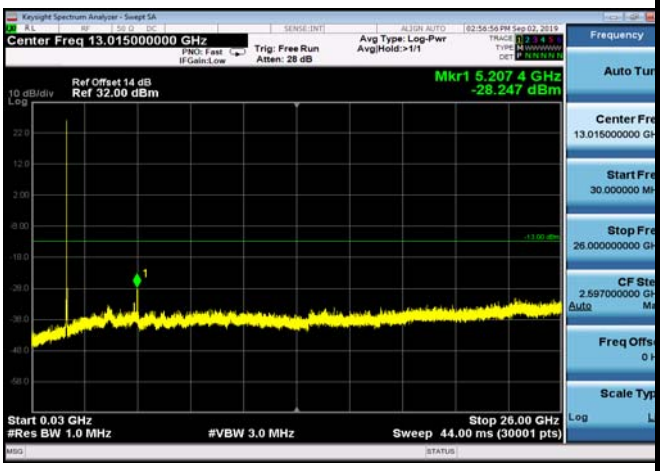

FDD04_HighRange_3MHz_30MHz~26GHz

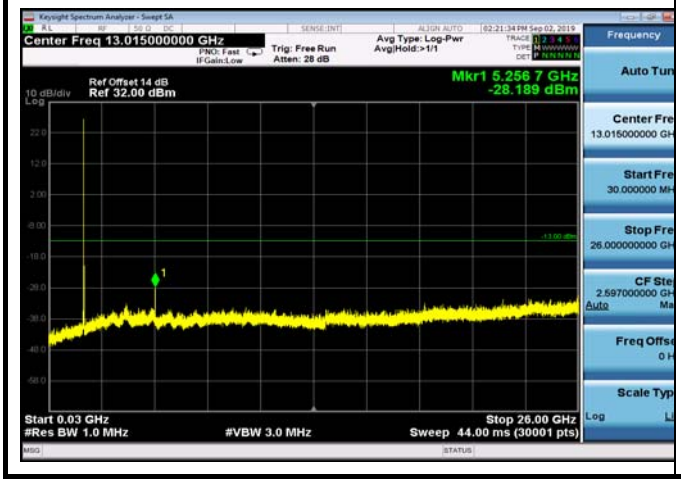

FDD04_HighRange_5MHz_30MHz~26GHz

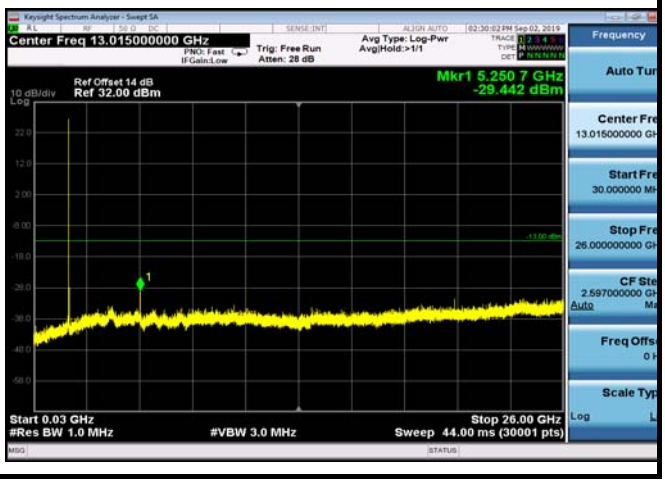

FDD04_LowRange_1.4MHz_30MHz~26GHz

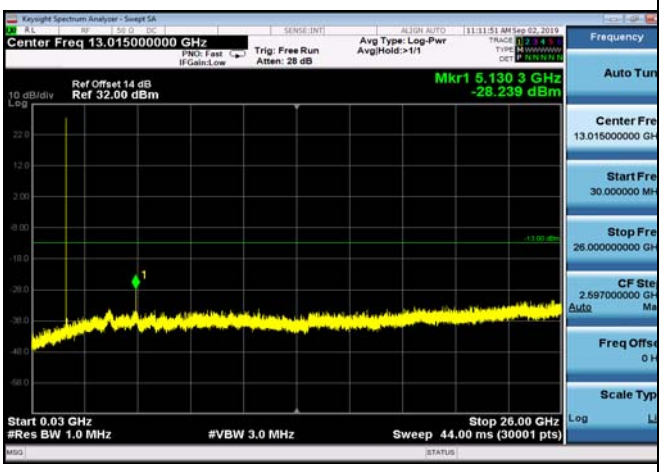

FDD04_LowRange_10MHz_30MHz~26GHz

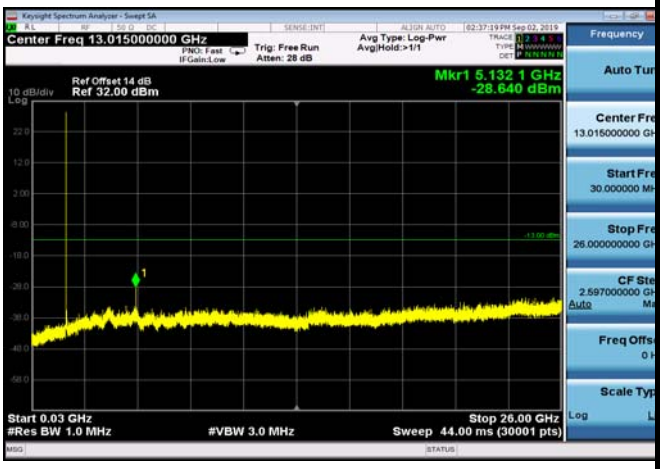

FDD04_LowRange_15MHz_30MHz~26GHz

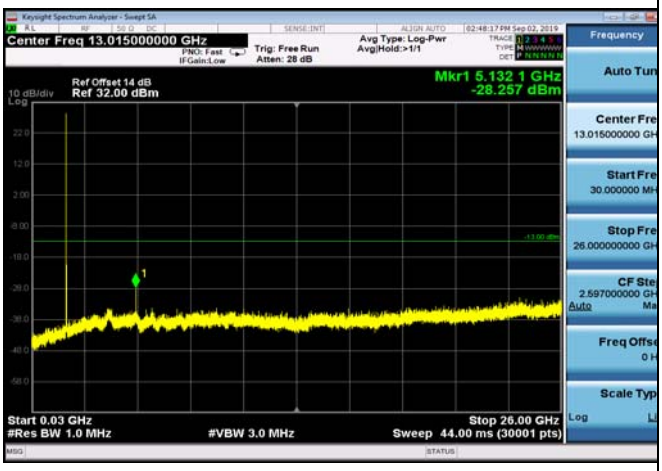

FDD04_LowRange_20MHz_30MHz~26GHz

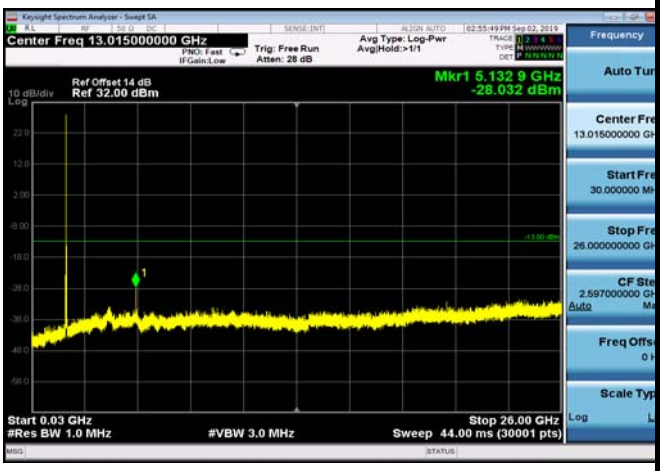

FDD04_LowRange_3MHz_30MHz~26GHz

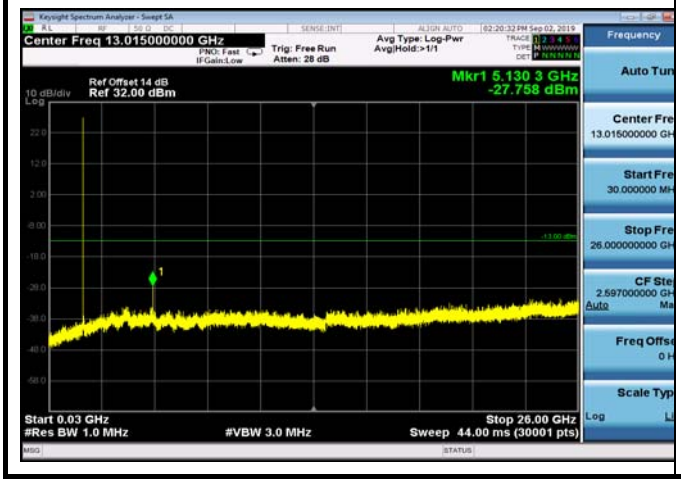

FDD04_LowRange_5MHz_30MHz~26GHz

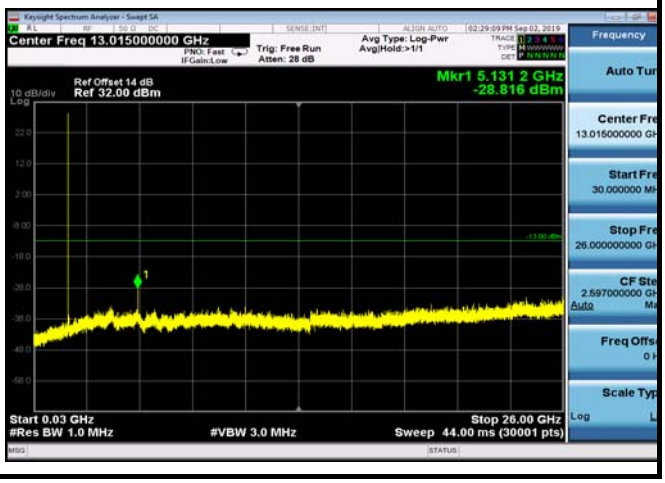

FDD04_MidRange_1.4MHz_30MHz~26GHz

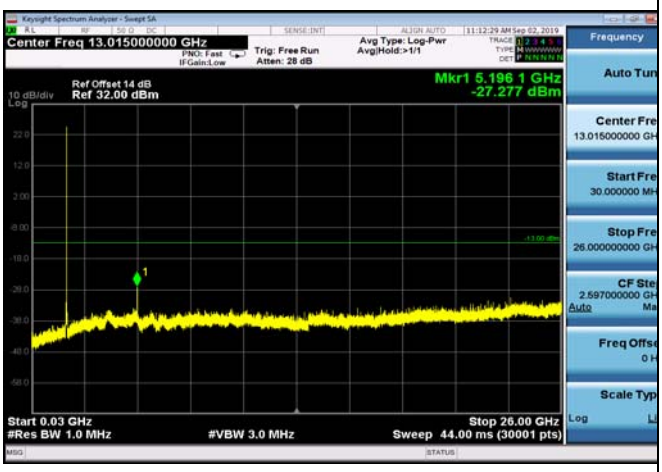

FDD04_MidRange_10MHz_30MHz~26GHz

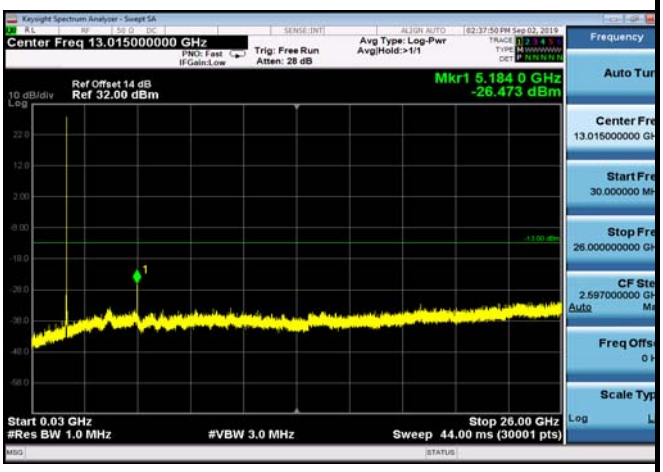

FDD04_MidRange_15MHz_30MHz~26GHz

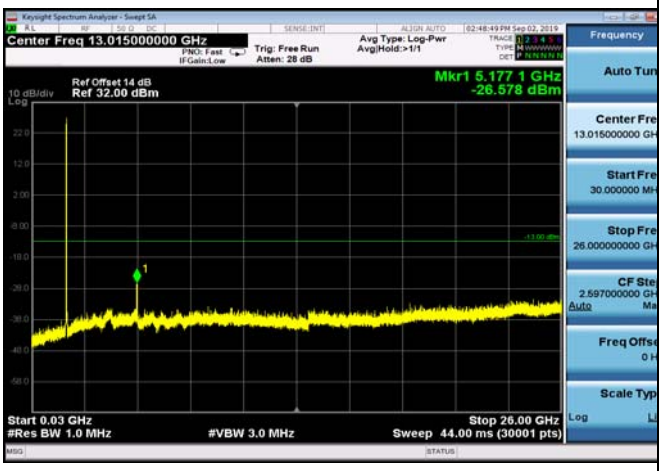

FDD04_MidRange_20MHz_30MHz~26GHz

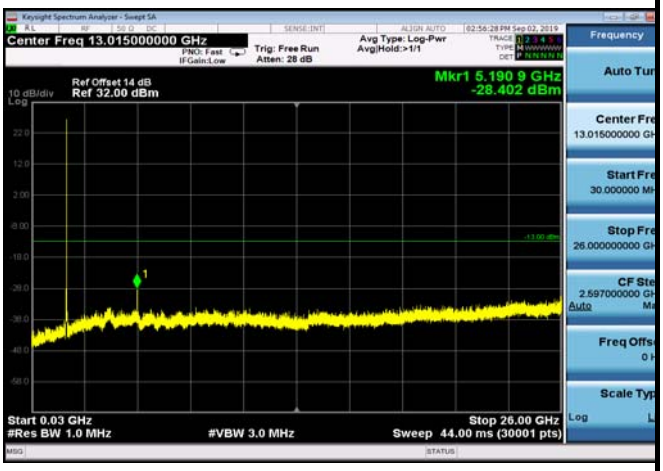

FDD04_MidRange_3MHz_30MHz~26GHz

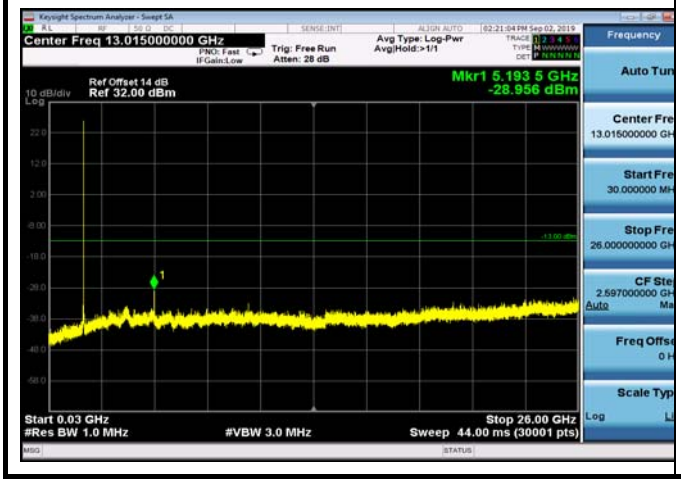

FDD04_MidRange_5MHz_30MHz~26GHz

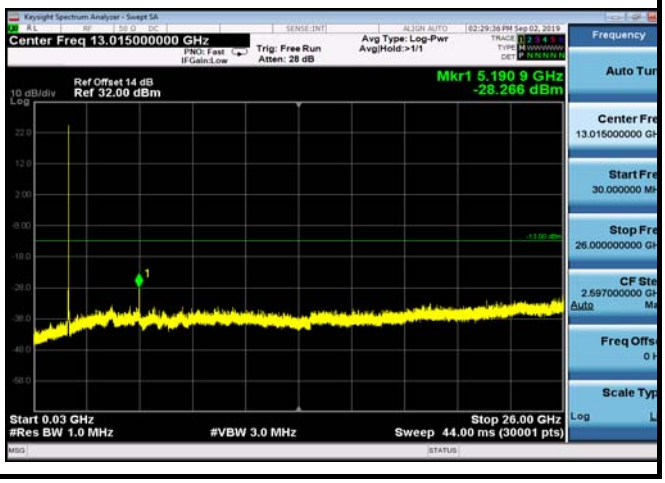

FDD07_HighRange_10MHz_30MHz~26GHz

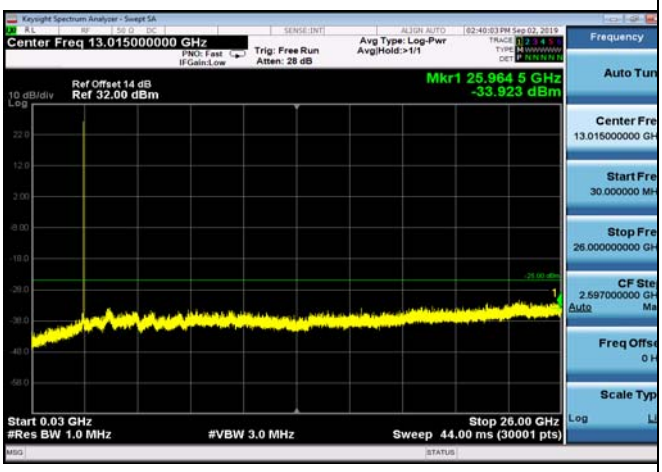

FDD07_HighRange_15MHz_30MHz~26GHz

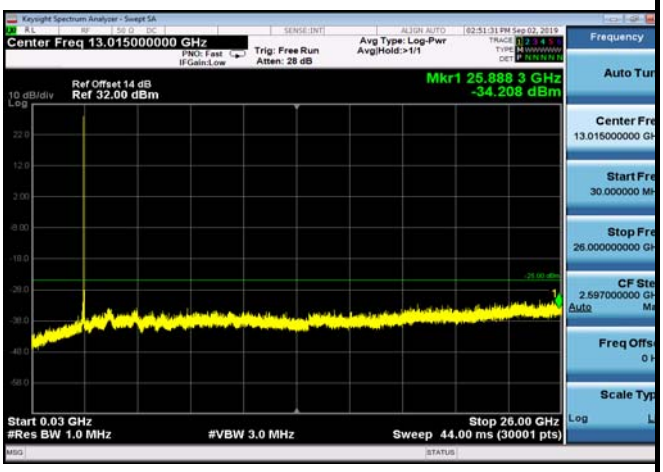

FDD07_HighRange_20MHz_30MHz~26GHz

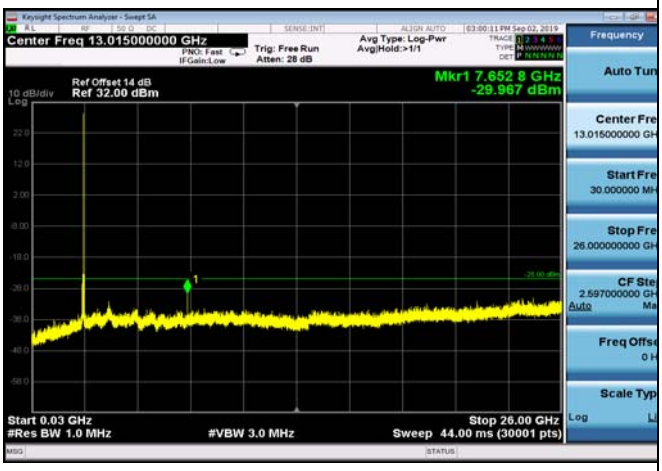

FDD07_HighRange_5MHz_30MHz~26GHz

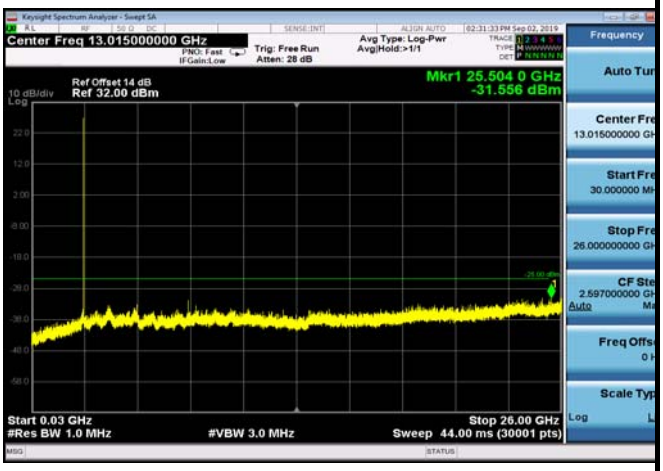

FDD07_LowRange_10MHz_30MHz~26GHz

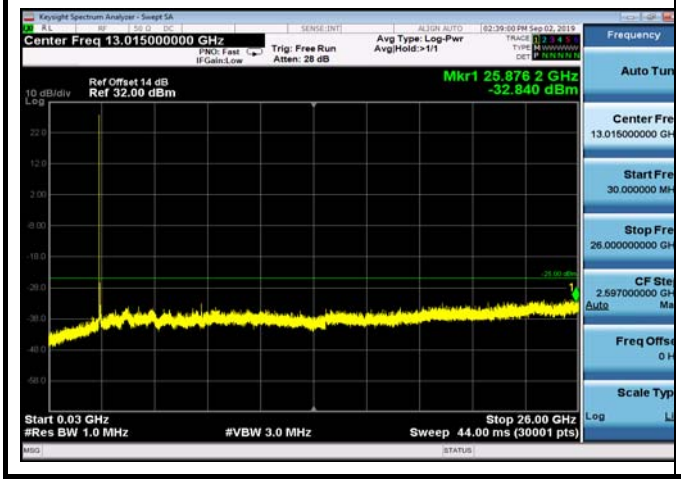

FDD07_LowRange_15MHz_30MHz~26GHz

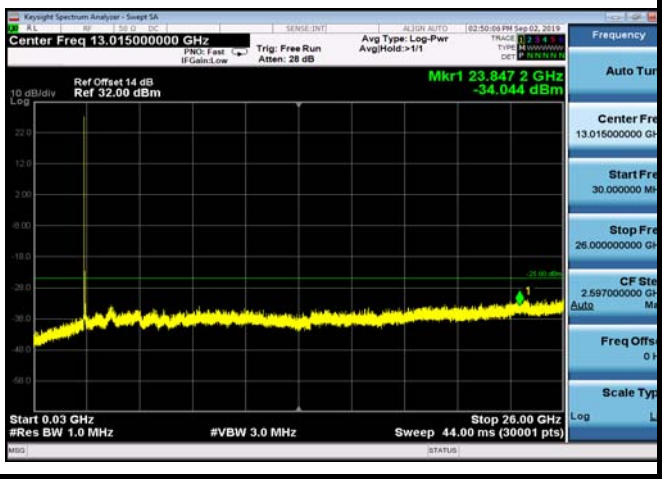

FDD07_LowRange_20MHz_30MHz~26GHz

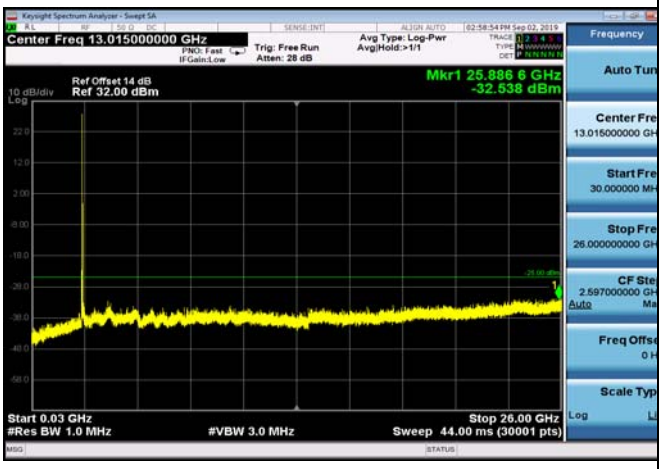

FDD07_LowRange_5MHz_30MHz~26GHz

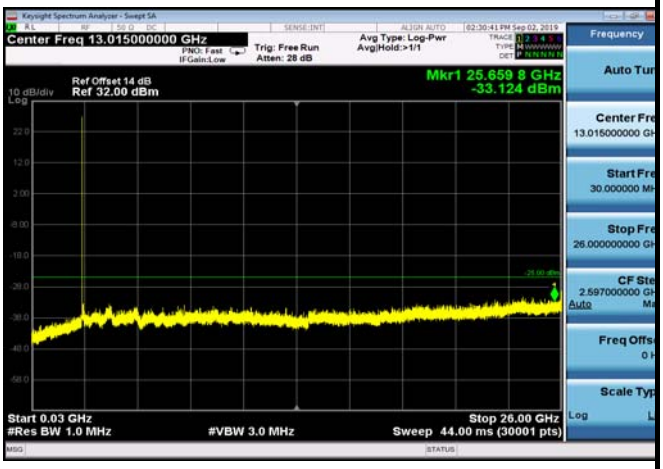

FDD07_MidRange_10MHz_30MHz~26GHz

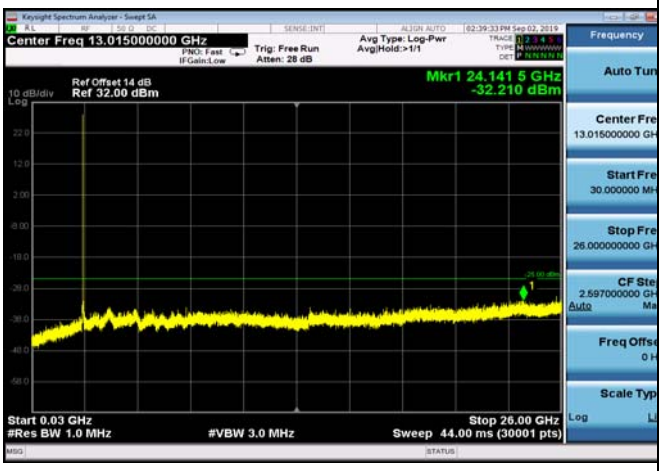

FDD07_MidRange_15MHz_30MHz~26GHz

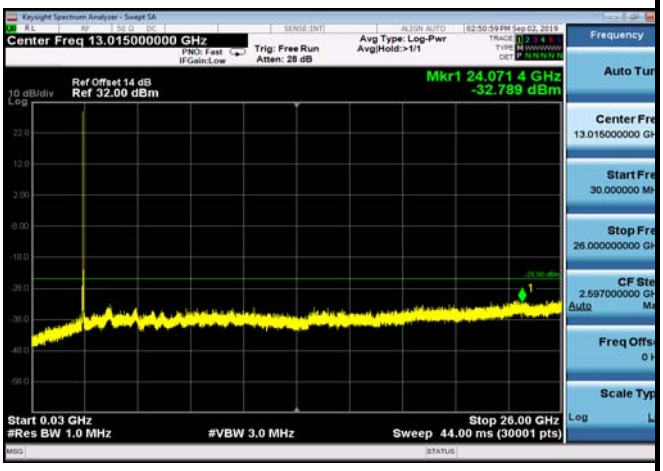

FDD07_MidRange_20MHz_30MHz~26GHz

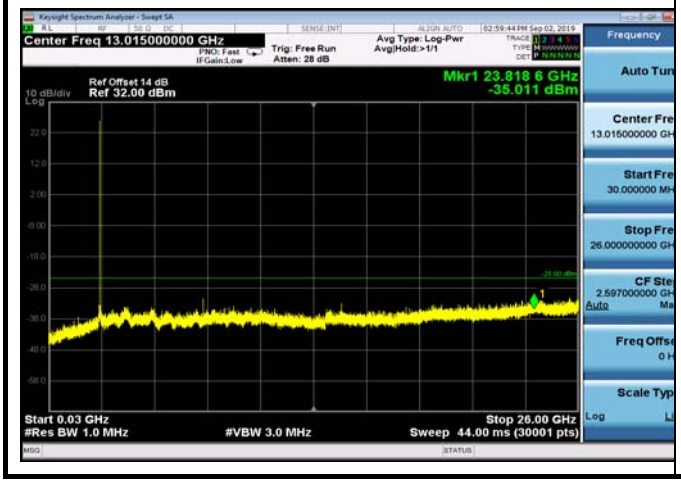

FDD07_MidRange_5MHz_30MHz~26GHz

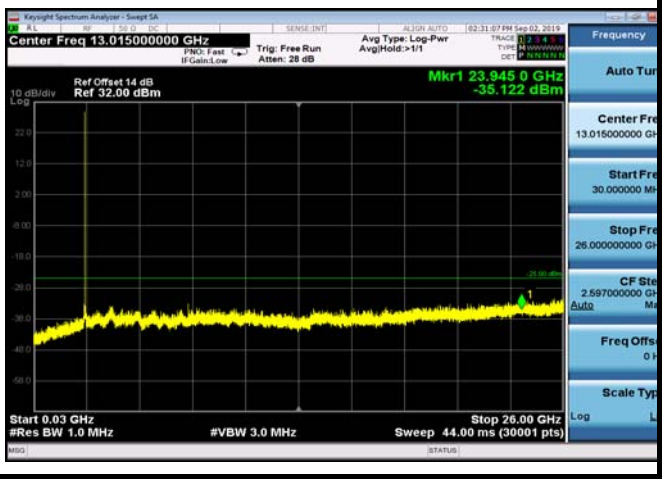

TDD41_HighRange_15MHz_30MHz~26GHz

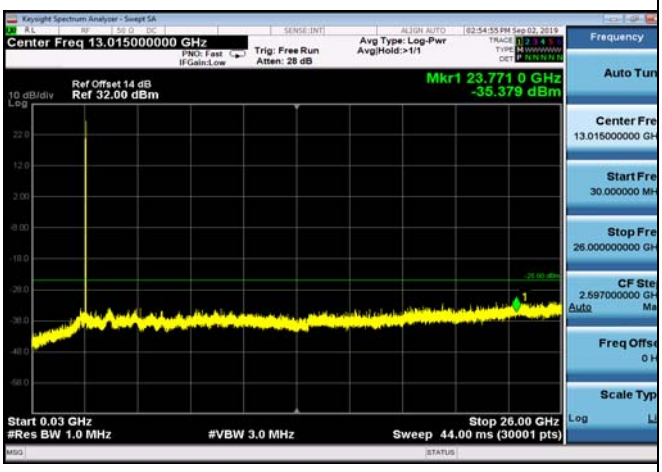

TDD41_HighRange_20MHz_30MHz~26GHz

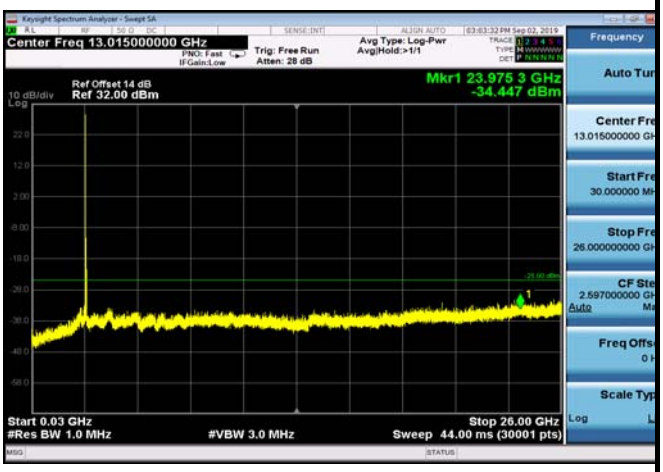

TDD41_HighRange_5MHz_30MHz~26GHz

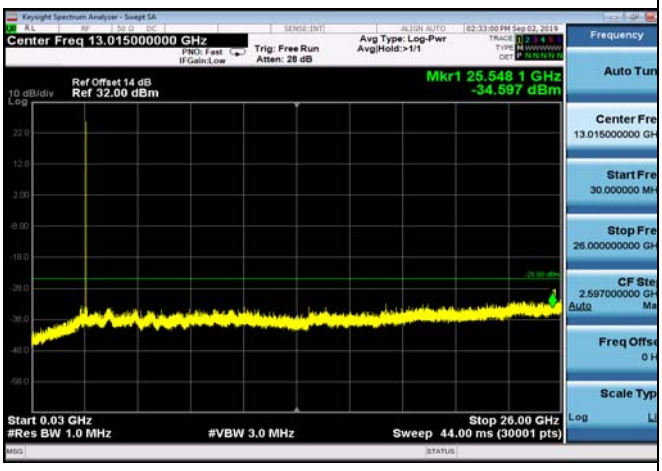

TDD41_LowRange_10MHz_30MHz~26GHz

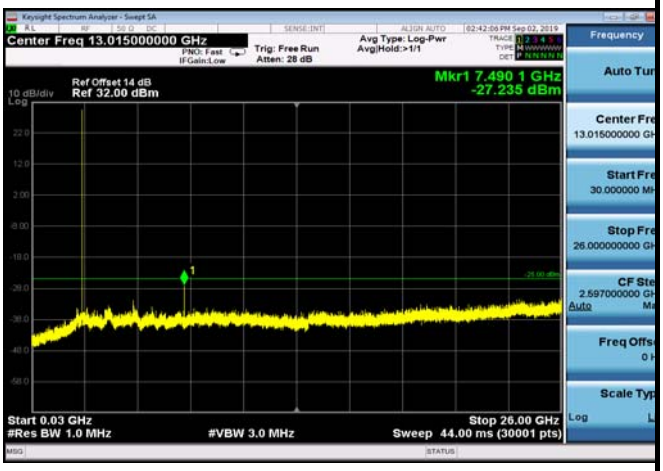

TDD41_LowRange_15MHz_30MHz~26GHz

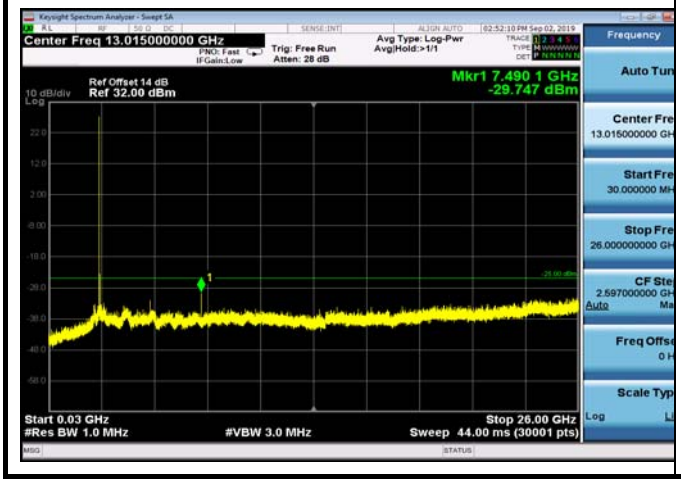

TDD41_LowRange_20MHz_30MHz~26GHz

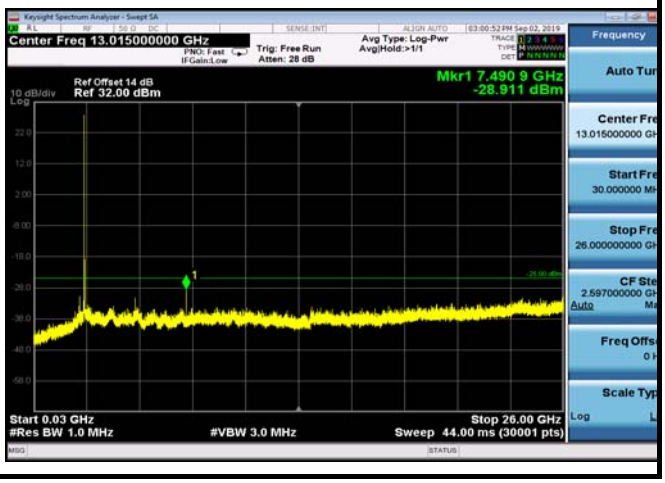

TDD41_LowRange_5MHz_30MHz~26GHz

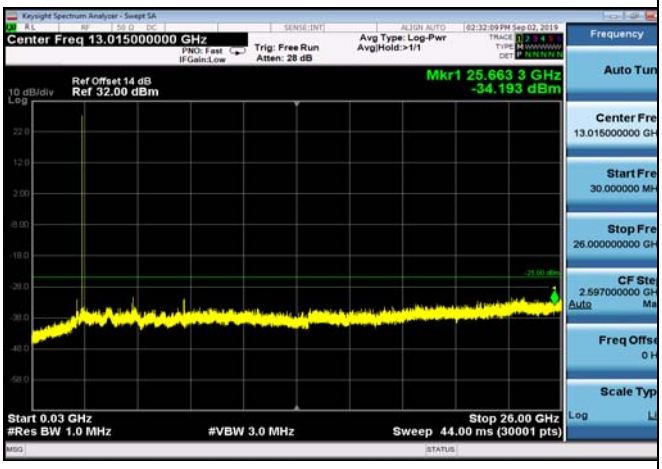

TDD41_MidRange_10MHz_30MHz~26GHz

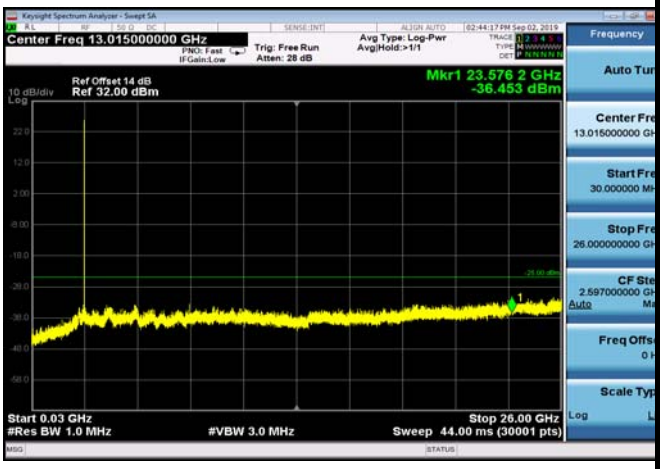

TDD41_MidRange_15MHz_30MHz~26GHz

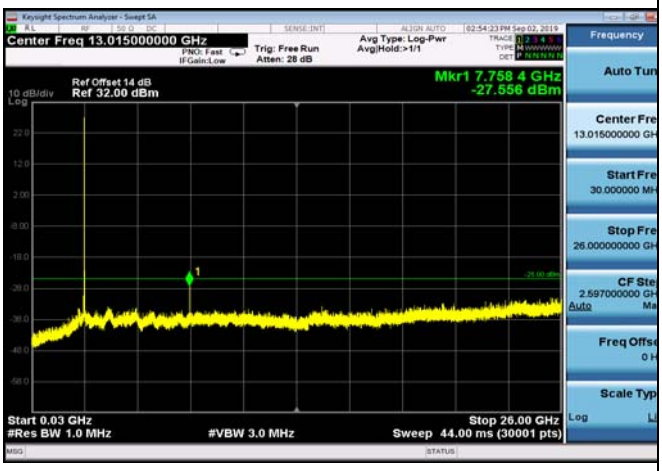

TDD41_MidRange_20MHz_30MHz~26GHz

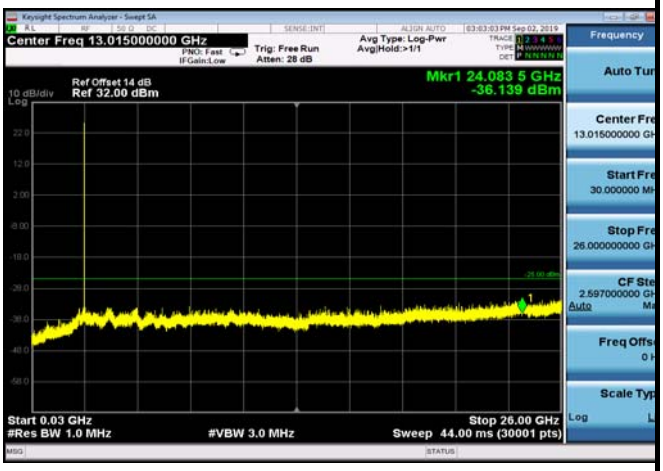
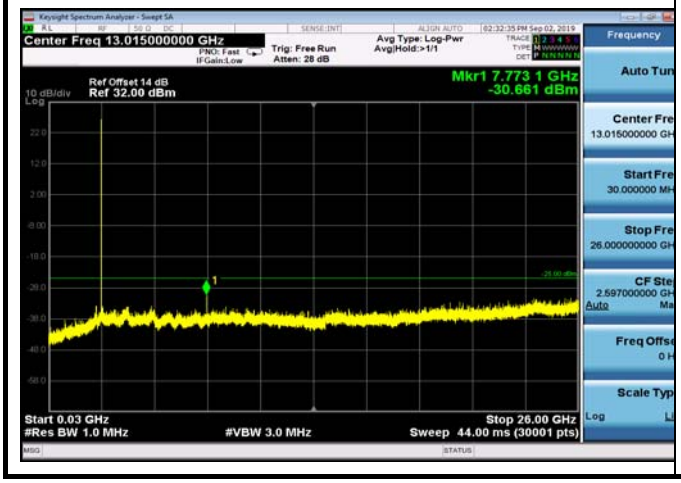
TDD41_MidRange_5MHz_30MHz~26GHz