FCC RF Test Report

APPLICANT	:	ZTE CORPORATION
EQUIPMENT	:	LTE/CDMA/WCDMA/GSM(GPRS) Multi-Mode Digital Mobile Phone
BRAND NAME	:	ZTE
MODEL NAME	:	N9560
FCC ID	:	SRQ-ZTEN9560
STANDARD	:	47 CFR Part 2, 22(H), 24(E), 27(L), 27(M), 27(H)
CLASSIFICATION	:	PCS Licensed Transmitter Held to Ear (PCE)

The product was received on Jan. 09, 2017 and completely tested on Feb. 17, 2017. We, SPORTON INTERNATIONAL (KUNSHAN) INC., would like to declare that the tested sample has been evaluated in accordance with the test procedures given in ANSI / TIA / EIA-603-D-2010 and the testing has shown the tested sample to be in compliance with the applicable technical standards.

The test results in this report apply exclusively to the tested model / sample. Without written approval of SPORTON INTERNATIONAL (KUNSHAN) INC., the test report shall not be reproduced except in full.

James Huang

Prepared by: James Huang / Manager

Jones Tsai

Approved by: Jones Tsai / Manager

Testing Laboratory 2627

SPORTON INTERNATIONAL (KUNSHAN) INC.
No. 3-2, PingXiang Road, Kunshan, Jiangsu Province, P. R. China

TABLE OF CONTENTS

REVISION HISTORY **3**

SUMMARY OF TEST RESULT **4**

1 GENERAL DESCRIPTION **6**

1.1 Applicant 6
1.2 Manufacturer 6
1.3 Product Feature of Equipment Under Test 6
1.4 Product Specification of Equipment Under Test 7
1.5 Modification of EUT 7
1.6 Maximum ERP/EIRP Power, Frequency Tolerance, and Emission Designator 8
1.7 Testing Location 10
1.8 Applicable Standards 10

2 TEST CONFIGURATION OF EQUIPMENT UNDER TEST **11**

2.1 Test Mode 11
2.2 Connection Diagram of Test System 14
2.3 Support Unit used in test configuration and system 15
2.4 Measurement Results Explanation Example 15
2.5 Frequency List of Low/Middle/High Channels 16

3 CONDUCTED TEST ITEMS **20**

3.1 Measuring Instruments 20
3.2 Test Setup 20
3.3 Test Result of Conducted Test 20
3.4 Conducted Output Power and ERP/EIRP 21
3.5 Peak-to-Average Ratio 22
3.6 Occupied Bandwidth 23
3.7 Conducted Band Edge 24
3.8 Conducted Spurious Emission 26
3.9 Frequency Stability 27

4 RADIATED TEST ITEMS **28**

4.1 Measuring Instruments 28
4.2 Test Setup 28
4.3 Test Result of Radiated Test 28
4.4 Radiated Spurious Emission 29

5 LIST OF MEASURING EQUIPMENT **31**

6 UNCERTAINTY OF EVALUATION **32**

APPENDIX A. TEST RESULTS OF CONDUCTED TEST

APPENDIX B. TEST RESULTS OF RADIATED TEST

APPENDIX C. TEST SETUP PHOTOGRAPHS

REVISION HISTORY

REPORT NO.	VERSION	DESCRIPTION	ISSUED DATE
FG710903B	Rev. 01	Initial issue of report	Feb. 20, 2017

SUMMARY OF TEST RESULT

Report Section	FCC Rule	Description	Limit	Result	Remark
3.4	§2.1046	Conducted Output Power	Reporting Only	PASS	-
	§22.913(a)(2)	Effective Radiated Power (Band 5) (Band 26)	ERP < 7 Watt	PASS	-
	§27.50(c)(10)	Effective Radiated Power (Band 12)	ERP < 3 Watt	PASS	-
	§24.232(c) §27.50(h)(2)	Equivalent Isotropic Radiated Power (Band 2)(Band 25) (Band 7)(Band 41)	EIRP < 2Watt	PASS	-
	§27.50(d)(4)	Equivalent Isotropic Radiated Power (Band 4)	EIRP < 1Watt	PASS	-
3.5	§24.232(d)	Peak-to-Average Ratio	<13 dB	PASS	-
3.6	§2.1049	Occupied Bandwidth	Reporting Only	PASS	-
3.7	§2.1051 §22.917(a) §24.238(a) §27.53(g) §27.53(h)	Conducted Band Edge Measurement (Band 2) (Band 4) (Band 5) (Band 12) (Band 25) (Band 26)	< 43+10log10(P[Watts])	PASS	-
	§27.53(m)(4)	Conducted Band Edge Measurement (Band 7) (Band 41)	§27.53(m)(4)		
3.8	§2.1051 §22.917(a) §24.238(a) §27.53(g) §27.53(h)	Conducted Spurious Emission (Band 2) (Band 4) (Band 5) (Band 12)(Band 25) (Band 26)	< 43+10log10(P[Watts])	PASS	-
	§2.1051 §27.53(m)(4)	Conducted Spurious Emission (Band 7) (Band 41)	< 55+10log$_{10}$(P[Watts])		
3.9	§2.1055 §22.355	Frequency Stability Temperature & Voltage	< 2.5 ppm for Part 22H	PASS	-
	§2.1055 §24.235 §27.54		Within Authorized Band		

Report Section	FCC Rule	Description	Limit	Result	Remark
4.4	§2.1053 §22.917(a) §24.238(a) §27.53(g) §27.53(h)	Radiated Spurious Emission (Band 2) (Band 4) (Band 5) (Band 12) (Band 25) (Band 26)	< 43+10log$_{10}$(P[Watts])	PASS	Under limit 0.42 dB at 5168.000 MHz
	§2.1053 §27.53(m)(4)	Radiated Spurious Emission (Band 7) (Band 41)	< 55+10log$_{10}$(P[Watts])		

1 General Description

1.1 Applicant

ZTE CORPORATION
ZTE Plaza, Keji Road South, Hi-Tech Industrial Park, Nanshan District, Shenzhen, Guangdong, 518057, P. R. China

1.2 Manufacturer

ZTE CORPORATION
ZTE Plaza, Keji Road South, Hi-Tech Industrial Park, Nanshan District, Shenzhen, Guangdong, 518057, P. R. China

1.3 Product Feature of Equipment Under Test

Product Feature	
Equipment	LTE/CDMA/WCDMA/GSM(GPRS) Multi-Mode Digital Mobile Phone
Brand Name	ZTE
Model Name	N9560
FCC ID	SRQ-ZTEN9560
EUT supports Radios application	CDMA/EV-DO/GSM/GPRS/EGPRS/WCDMA/HSPA/ HSPA+(16QAM uplink is not supported)/LTE/ WLAN 2.4GHz 802.11b/g/n HT20/HT40/ WLAN 5GHz 802.11a/n HT20/HT40/ WLAN 5GHz 802.11ac VHT20/VHT40/VHT80/ Bluetooth v3.0 + EDR/Bluetooth v4.0 LE/Bluetooth v4.2 LE
MEID/IMEI Code	Conducted: 99000882000727 Radiation: 99000882000715 for LTE Band 2 / 5 / 25 990008820007263 for LTE Band 4 / 7 / 12 / 26 / 41
HW Version	N9560HW1.0
SW Version	N9560V1.0.0B01
EUT Stage	Identical Prototype

1.4 Product Specification of Equipment Under Test

Standards-related Product Specification	
Tx Frequency	LTE Band 2 : 1850.7 MHz ~ 1909.3 MHz LTE Band 4 : 1710.7 MHz ~ 1754.3 MHz LTE Band 5 : 824.7 MHz ~ 848.3 MHz LTE Band 7 : 2502.5 MHz ~ 2567.5 MHz LTE Band 12 : 699.7 MHz ~ 715.3 MHz LTE Band 25 : 1850.7MHz ~ 1914.3 MHz LTE Band 26 : 824.7MHz ~ 848.3 MHz LTE Band 41 : 2498.5 MHz ~ 2687.5 MHz
Rx Frequency	LTE Band 2 : 1930.7 MHz ~ 1989.3 MHz LTE Band 4 : 2110.7 MHz ~ 2154.3 MHz LTE Band 5 : 869.7 MHz ~ 893.3 MHz LTE Band 7 : 2622.5 MHz ~ 2687.5 MHz LTE Band 12 : 729.7 MHz ~ 745.3 MHz LTE Band 25 : 1930.7MHz ~ 1994.3 MHz LTE Band 26 : 869.7MHz ~ 893.3MHz LTE Band 41 : 2498.5 MHz ~ 2687.5 MHz
Bandwidth	LTE Band 2 : 1.4MHz / 3MHz / 5MHz / 10MHz / 15MHz / 20MHz LTE Band 4 : 1.4MHz / 3MHz / 5MHz / 10MHz / 15MHz / 20MHz LTE Band 5 : 1.4MHz / 3MHz / 5MHz / 10MHz LTE Band 7 : 5MHz/ 10MHz / 15MHz / 20MHz LTE Band 12 : 1.4MHz / 3MHz / 5MHz / 10MHz LTE Band 25 : 1.4MHz / 3MHz / 5MHz / 10MHz / 15MHz / 20MHz LTE Band 26 : 1.4MHz / 3MHz / 5MHz / 10MHz / 15MHz LTE Band 41 : 5MHz / 10MHz / 15MHz / 20MHz
Maximum Output Power to Antenna	LTE Band 2 : 22.54 dBm LTE Band 4 : 22.97 dBm LTE Band 5 : 22.96 dBm LTE Band 7 : 21.60 dBm LTE Band 12 : 22.81 dBm LTE Band 25 : 22.56 dBm LTE Band 26 : 23.60 dBm LTE Band 41 : 24.95 dBm
Antenna Gain	LTE Band 2 : 0 dBi LTE Band 4 : 2.00 dBi LTE Band 5 : -1.50 dBi LTE Band 7 : 0 dBi LTE Band 12 : -4.00 dBi LTE Band 25 : 0 dBi LTE Band 26 : -1.50 dBi LTE Band 41 : 0 dBi
Type of Modulation	QPSK / 16QAM

1.5 Modification of EUT

No modifications are made to the EUT during all test items.

1.6 Maximum ERP/EIRP Power, Frequency Tolerance, and Emission Designator

LTE Band 2		QPSK			16QAM		
BW (MHz)	Frequency Range (MHz)	Emission Designator (99%OBW)	Frequency Tolerance (ppm)	Maximum EIRP(W)	Emission Designator (99%OBW)	Frequency Tolerance (ppm)	Maximum EIRP(W)
1.4	1850.7 ~ 1909.3	1M10G7D	-	0.1637	1M10W7D	-	0.1355
3	1851.5 ~ 1908.5	2M72G7D	-	0.1618	2M72W7D	-	0.1374
5	1852.5 ~ 1907.5	4M50G7D	-	0.1671	4M49W7D	-	0.1426
10	1855.0 ~ 1905.0	9M05G7D	0.0021	0.1694	9M05W7D	-	0.1442
15	1857.5 ~ 1902.5	13M4G7D	-	0.1795	13M5W7D	-	0.1514
20	1860.0 ~ 1900.0	18M4G7D	-	0.1750	18M5W7D	-	0.1549
LTE Band 25		QPSK			16QAM		
BW (MHz)	Frequency Range (MHz)	Emission Designator (99%OBW)	Frequency Tolerance (ppm)	Maximum EIRP(W)	Emission Designator (99%OBW)	Frequency Tolerance (ppm)	Maximum EIRP(W)
1.4	1850.7 ~ 1914.3	1M10G7D	-	0.1667	1M10W7D	-	0.1472
3	1851.5 ~ 1913.5	2M72G7D	-	0.1683	2M72W7D	-	0.1466
5	1852.5 ~ 1912.5	4M51G7D	-	0.1754	4M48W7D	-	0.1507
10	1855.0 ~ 1910.0	9M03G7D	0.0025	0.1803	9M03W7D	-	0.1476
15	1857.5 ~ 1907.5	13M5G7D	-	0.1726	13M4W7D	-	0.1479
20	1860.0 ~ 1905.0	18M3G7D	-	0.1730	18M3W7D	-	0.1435
LTE Band 4		QPSK			16QAM		
BW (MHz)	Frequency Range (MHz)	Emission Designator (99%OBW)	Frequency Tolerance (ppm)	Maximum EIRP(W)	Emission Designator (99%OBW)	Frequency Tolerance (ppm)	Maximum EIRP(W)
1.4	1710.7 ~ 1754.3	1M10G7D	-	0.2944	1M10W7D	-	0.2612
3	1711.5 ~ 1753.5	2M72G7D	-	0.2858	2M73W7D	-	0.2564
5	1712.5 ~ 1752.5	4M51G7D	-	0.2944	4M50W7D	-	0.2529
10	1715.0 ~ 1750.0	9M05G7D	0.0023	0.3141	9M05W7D	-	0.2518
15	1717.5 ~ 1747.5	13M5G7D	-	0.3062	13M5W7D	-	0.2547
20	1720.0 ~ 1745.0	18M5G7D	-	0.2985	18M5W7D	-	0.2399
LTE Band 5		QPSK			16QAM		
BW (MHz)	Frequency Range (MHz)	Emission Designator (99%OBW)	Frequency Tolerance (ppm)	Maximum ERP(W)	Emission Designator (99%OBW)	Frequency Tolerance (ppm)	Maximum ERP(W)
1.4	824.7 ~ 848.3	1M09G7D	-	0.0789	1M10W7D	-	0.0692
3	825.5 ~ 847.5	2M74G7D	-	0.0809	2M73W7D	-	0.0692
5	826.5 ~ 846.5	4M52G7D	-	0.0782	4M48W7D	-	0.0684
10	829.0 ~ 844.0	9M11G7D	0.0032	0.0853	9M07W7D	-	0.0728

LTE Band 7		QPSK			16QAM		
BW (MHz)	Frequency Range (MHz)	Emission Designator (99%OBW)	Frequency Tolerance (ppm)	Maximum EIRP(W)	Emission Designator (99%OBW)	Frequency Tolerance (ppm)	Maximum EIRP(W)
5	2502.5 ~ 2567.5	4M50G7D	-	0.1368	4M51W7D	-	0.1146
10	2505.0 ~ 2565.0	9M05G7D	0.0027	0.1445	9M05W7D	-	0.1194
15	2507.5 ~ 2562.5	13M5G7D	-	0.1340	13M5W7D	-	0.1140
20	2510.0 ~ 2560.0	18M4G7D	-	0.1403	18M4W7D	-	0.1164
LTE Band 12		**QPSK**			**16QAM**		
BW (MHz)	**Frequency Range (MHz)**	**Emission Designator (99%OBW)**	**Frequency Tolerance (ppm)**	**Maximum ERP(W)**	**Emission Designator (99%OBW)**	**Frequency Tolerance (ppm)**	**Maximum ERP(W)**
1.4	699.7 ~ 715.3	1M10G7D	-	0.0461	1M09W7D	-	0.0381
3	700.5 ~ 714.5	2M72G7D	-	0.0456	2M72W7D	-	0.0387
5	701.5 ~ 713.5	4M51G7D	-	0.0456	4M49W7D	-	0.0383
10	704.0 ~ 711.0	9M11G7D	0.0124	0.0463	9M03W7D	-	0.0379
LTE Band 26		**QPSK**			**16QAM**		
BW (MHz)	**Frequency Range (MHz)**	**Emission Designator (99%OBW)**	**Frequency Tolerance (ppm)**	**Maximum ERP(W)**	**Emission Designator (99%OBW)**	**Frequency Tolerance (ppm)**	**Maximum ERP(W)**
1.4	824.7 ~ 848.3	1M09G7D	-	0.0853	1M10W7D	-	0.0705
3	825.5 ~ 847.5	2M72G7D	-	0.0832	2M74W7D	-	0.0731
5	826.5 ~ 846.5	4M51G7D	-	0.0839	4M51W7D	-	0.0735
10	829.0 ~ 844.0	9M05G7D	0.0038	0.0893	9M05W7D	-	0.0767
15	831.5 ~ 841.5	13M5G7D	-	0.0989	13M5W7D	-	0.0857
15	CH26765	13M4G7D	-	0.0912	13M4W7D	-	0.0771
LTE Band 41		**QPSK**			**16QAM**		
BW (MHz)	**Frequency Range (MHz)**	**Emission Designator (99%OBW)**	**Frequency Tolerance (ppm)**	**Maximum EIRP(W)**	**Emission Designator (99%OBW)**	**Frequency Tolerance (ppm)**	**Maximum EIRP(W)**
5	2498.5 ~ 2687.5	4M50G7D	-	0.2884	4M50W7D	-	0.2472
10	2501.0 ~ 2685.0	9M01G7D	0.0020	0.3105	9M05W7D	-	0.2495
15	2503.5 ~ 2682.5	13M5G7D	-	0.3126	13M5W7D	-	0.2500
20	2506.0 ~ 2680.0	18M4G7D	-	0.2979	18M5W7D	-	0.2500

1.7 Testing Location

Test Site	SPORTON INTERNATIONAL (KUNSHAN) INC.		
Test Site Location	No. 3-2, PingXiang Road, Kunshan, Jiangsu Province, P. R. China TEL: +86-0512-5790-0158 FAX: +86-0512-5790-0958		
Test Site No.	**Sporton Site No.**		**FCC Registration No.**
	TH01-KS	03CH02-KS	418269
		03CH03-KS	306251

1.8 Applicable Standards

According to the specifications of the manufacturer, the EUT must comply with the requirements of the following standards:

- 47 CFR Part 2, 22(H), 24(E), 27(L), 27(M), 27(H)
- ANSI / TIA / EIA-603-D-2010
- FCC KDB 971168 D01 Power Meas. License Digital Systems v02r02
- FCC KDB 412172 D01 Determining ERP and EIRP v01r01

Remark:

1. All test items were verified and recorded according to the standards and without any deviation during the test.
2. This EUT has also been tested and complied with the requirements of FCC Part 15, Subpart B, recorded in a separate test report.

2 Test Configuration of Equipment Under Test

2.1 Test Mode

Antenna port conducted and radiated test items listed below are performed according to KDB 971168 D01 Power Meas. License Digital Systems v02r02 with maximum output power.

Radiated measurements are performed by rotating the EUT in three different orthogonal test planes to find the maximum emission.

Test Items	Band	Bandwidth (MHz)						Modulation		RB #			Test Channel		
		1.4	3	5	10	15	20	QPSK	16QAM	1	Half	Full	L	M	H
Max. Output Power	2	v	v	v	v	v	v	v	v	v	v	v	v	v	v
	4	v	v	v	v	v	v	v	v	v	v	v	v	v	v
	5	v	v	v	v	-	-	v	v	v	v	v	v	v	v
	7	-	-	v	v	v	v	v	v	v	v	v	v	v	v
	12	v	v	v	v	-	-	v	v	v	v	v	v	v	v
	25	v	v	v	v	v	v	v	v	v	v	v	v	v	v
	26	v	v	v	v	v	-	v	v	v	v	v	v	v	v
	41	-	-	v	v	v	v	v	v	v	v	v	v	v	v
Peak-to-Average Ratio	2						v	v	v	v		v	v	v	v
	4						v	v	v	v		v	v	v	v
	5				v	-	-	v	v	v		v	v	v	v
	7	-	-				v	v	v	v		v	v	v	v
	12				v	-	-	v	v	v		v	v	v	v
	25						v	v	v	v		v			v
	26					v	-	v	v	v		v	v	v	v
	41	-	-				v	v	v	v		v	v	v	v
26dB and 99% Bandwidth	2	v	v	v	v	v	v	v	v			v	v	v	v
	4	v	v	v	v	v	v	v	v			v	v	v	v
	5	v	v	v	v	-	-	v	v			v	v	v	v
	7	-	-	v	v	v	v	v	v			v	v	v	v
	12	v	v	v	v	-	-	v	v			v	v	v	v
	25	v	v	v	v	v	v	v	v			v			v
	26	v	v	v	v	v	-	v	v			v	v	v	v
	41	-	-	v	v	v	v	v	v			v	v	v	v

Test Items	Band	Bandwidth (MHz)						Modulation		RB #			Test Channel		
		1.4	3	5	10	15	20	QPSK	16QAM	1	Half	Full	L	M	H
Conducted Band Edge	2	v	v	v	v	v	v	v	v	v		v	v		v
	4	v	v	v	v	v	v	v	v	v		v	v		v
	5	v	v	v	v	-	-	v	v	v		v	v		v
	7	-	-	v	v	v	v	v	v	v		v	v		v
	12	v	v	v	v	-	-	v	v	v		v	v		v
	25	v	v	v	v	v	v	v	v	v		v			v
	26	v	v	v	v	v	-	v	v	v		v	v		v
	41	-	-	v	v	v	v	v	v	v		v	v		v
Conducted Spurious Emission	2	v	v	v	v	v	v	v	v	v			v	v	v
	4	v	v	v	v	v	v	v	v	v			v	v	v
	5	v	v	v	v	-	-	v	v	v			v	v	v
	7	-	-	v	v	v	v	v	v	v			v	v	v
	12	v	v	v	v	-	-	v	v	v			v	v	v
	25	v	v	v	v	v	v	v	v	v					v
	26	v	v	v	v	v	-	v	v	v			v	v	v
	41	-	-	v	v	v	v	v	v	v			v	v	v
Frequency Stability	2				v			v				v		v	
	4				v			v				v		v	
	5				v	-	-	v				v		v	
	7	-	-		v			v				v		v	
	12				v	-	-	v				v		v	
	25				v			v				v		v	
	26				v		-	v				v		v	
	41	-	-		v			v				v		v	
E.R.P./ E.I.R.P.	2	v	v	v	v	v	v	v	v	v			v	v	v
	4	v	v	v	v	v	v	v	v	v			v	v	v
	5	v	v	v	v	-	-	v	v	v			v	v	v
	7	-	-	v	v	v	v	v	v	v			v	v	v
	12	v	v	v	v	-	-	v	v	v			v	v	v
	25	v	v	v	v	v	v	v	v	v			v	v	v
	26	v	v	v	v	v	-	v	v	v			v	v	v

	41	-	-	v	v	v	v	v	v	v			v	v	v

Test Items	Band	Bandwidth (MHz)						Modulation		RB #			Test Channel		
		1.4	3	5	10	15	20	QPSK	16QAM	1	Half	Full	L	M	H
Radiated Spurious Emission	2	v	v	v	v	v	v	v		v				v	
	4	v	v	v	v	v	v	v		v				v	
	5	v	v	v	v	-	-	v		v				v	
	7	-	-	v	v	v	v	v		v				v	
	12	v	v	v	v	-	-	v		v				v	
	25	v	v	v	v	v	v	v		v				v	
	26	v	v	v	v	v	-	v		v				v	
	41	-	-	v	v	v	v	v		v				v	
Note	1. The mark "v " means that this configuration is chosen for testing 2. The mark "-" means that this bandwidth is not supported. 3. The device is investigated from 30MHz to 10 times of fundamental signal for radiated spurious emission test under different RB size/offset and modulations in exploratory test. Subsequently, only the worst case emissions are reported.														

2.2 Connection Diagram of Test System

LTE Band 41

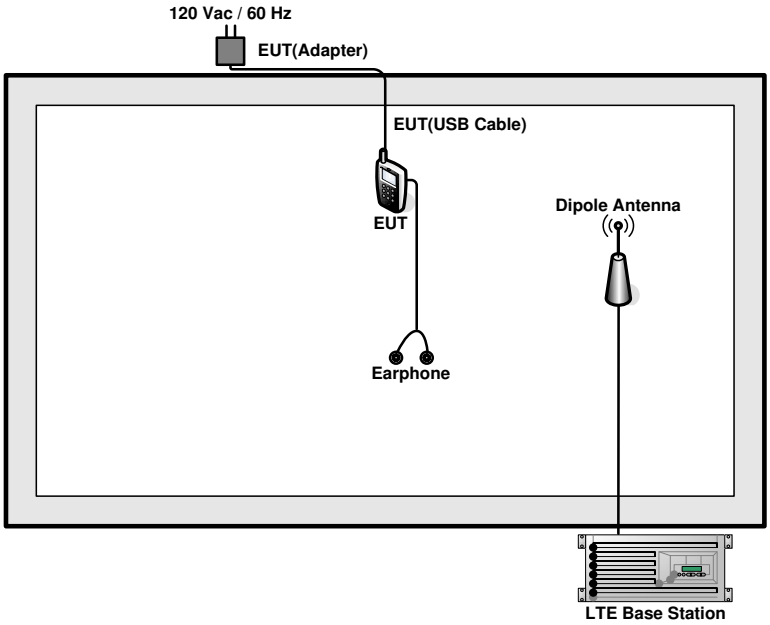

LTE Band 4 / 7 / 2 / 5 / 12 / 25 / 26

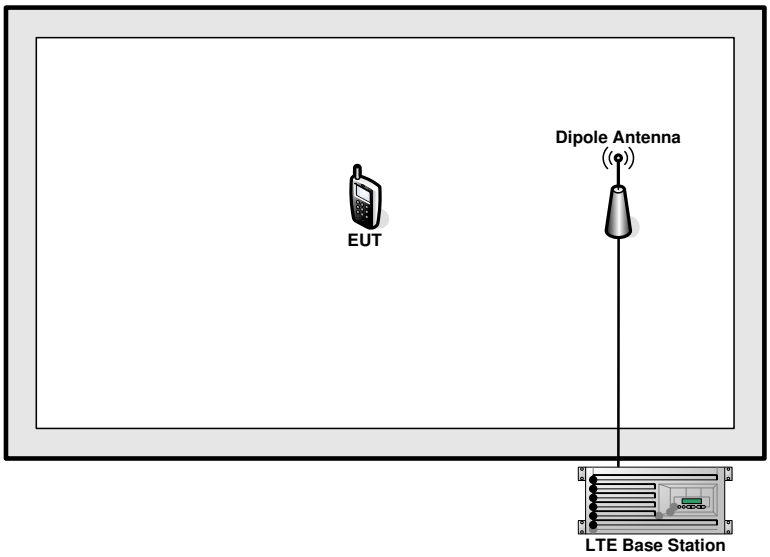

2.3 Support Unit used in test configuration and system

Item	Equipment	Trade Name	Model No.	FCC ID	Data Cable	Power Cord
1.	LTE Base Station	Anritsu	MT8820C	N/A	N/A	Unshielded, 1.8 m
2.	DC Power Supply	GW INSTEK	GPS-3030D	N/A	N/A	Unshielded, 1.8 m
3.	Earphone	Lenovo	SH100	N/A	Unshielded,1.2m	N/A

2.4 Measurement Results Explanation Example

For all conducted test items:

The offset level is set in the spectrum analyzer to compensate the RF cable loss between EUT conducted output port and spectrum analyzer. With the offset compensation, the spectrum analyzer reading level is exactly the EUT RF output level.

The spectrum analyzer offset is derived from RF cable loss.

Offset = RF cable loss.

Following shows an offset computation example with cable loss 5.4 dB.

Example :

Offset(dB) = RF cable loss(dB).

= 5.4 (dB)

2.5 Frequency List of Low/Middle/High Channels

LTE Band 2 Channel and Frequency List				
BW [MHz]	Channel/Frequency(MHz)	Lowest	Middle	Highest
20	Channel	18700	18900	19100
	Frequency	1860	1880	1900
15	Channel	18675	18900	19125
	Frequency	1857.5	1880	1902.5
10	Channel	18650	18900	19150
	Frequency	1855	1880	1905
5	Channel	18625	18900	19175
	Frequency	1852.5	1880	1907.5
3	Channel	18615	18900	19185
	Frequency	1851.5	1880	1908.5
1.4	Channel	18607	18900	19193
	Frequency	1850.7	1880	1909.3

LTE Band 4 Channel and Frequency List				
BW [MHz]	Channel/Frequency(MHz)	Lowest	Middle	Highest
20	Channel	20050	20175	20300
	Frequency	1720	1732.5	1745
15	Channel	20025	20175	20325
	Frequency	1717.5	1732.5	1747.5
10	Channel	20000	20175	20350
	Frequency	1715	1732.5	1750
5	Channel	19975	20175	20375
	Frequency	1712.5	1732.5	1752.5
3	Channel	19965	20175	20385
	Frequency	1711.5	1732.5	1753.5
1.4	Channel	19957	20175	20393
	Frequency	1710.7	1732.5	1754.3

LTE Band 5 Channel and Frequency List				
BW [MHz]	Channel/Frequency(MHz)	Lowest	Middle	Highest
10	Channel	20450	20525	20600
	Frequency	829	836.5	844
5	Channel	20425	20525	20625
	Frequency	826.5	836.5	846.5
3	Channel	20415	20525	20635
	Frequency	825.5	836.5	847.5
1.4	Channel	20407	20525	20643
	Frequency	824.7	836.5	848.3

LTE Band 7 Channel and Frequency List				
BW [MHz]	Channel/Frequency(MHz)	Lowest	Middle	Highest
20	Channel	20850	21100	21350
	Frequency	2510	2535	2560
15	Channel	20825	21100	21375
	Frequency	2507.5	2535	2562.5
10	Channel	20800	21100	21400
	Frequency	2505	2535	2565
5	Channel	20775	21100	21425
	Frequency	2502.5	2535	2567.5

LTE Band 12 Channel and Frequency List				
BW [MHz]	Channel/Frequency(MHz)	Lowest	Middle	Highest
10	Channel	23060	23095	23130
	Frequency	704	707.5	711
5	Channel	23035	23095	23155
	Frequency	701.5	707.5	713.5
3	Channel	23025	23095	23165
	Frequency	700.5	707.5	714.5
1.4	Channel	23017	23095	23173
	Frequency	699.7	707.5	715.3

LTE Band 25 Channel and Frequency List				
BW [MHz]	Channel/Frequency(MHz)	Lowest	Middle	Highest
20	Channel	26140	26340	26590
	Frequency	1860	1880	1905
15	Channel	26115	26340	26615
	Frequency	1857.5	1880	1907.5
10	Channel	26090	26340	26640
	Frequency	1855	1880	1910
5	Channel	26065	26340	26665
	Frequency	1852.5	1880	1912.5
3	Channel	26055	26340	26675
	Frequency	1851.5	1880	1913.5
1.4	Channel	26047	26340	26683
	Frequency	1850.7	1880	1914.3

LTE Band 26 Channel and Frequency List				
BW [MHz]	Channel/Frequency(MHz)	Lowest	Middle	Highest
15	Channel	26865	26915	26965
	Frequency	831.5	836.5	841.5
10	Channel	26840	26915	26990
	Frequency	829	836.5	844
5	Channel	26815	26915	27015
	Frequency	826.5	836.5	846.5
3	Channel	26805	26915	27025
	Frequency	825.5	836.5	847.5
1.4	Channel	26797	26915	27033
	Frequency	824.7	836.5	848.3

LTE Band 41 Channel and Frequency List				
BW [MHz]	**Channel/Frequency(MHz)**	**Lowest**	**Middle**	**Highest**
20	Channel	39750	40620	41490
	Frequency	2506	2593	2680
15	Channel	39725	40620	41515
	Frequency	2503.5	2593	2682.5
10	Channel	39700	40620	41540
	Frequency	2501	2593	2685
5	Channel	39675	40620	41565
	Frequency	2498.5	2593	2687.5

3 Conducted Test Items

3.1 Measuring Instruments

See list of measuring instruments of this test report.

3.2 Test Setup

3.2.1 Conducted Output Power



3.2.2 Peak-to-Average Ratio, Occupied Bandwidth ,Conducted Band-Edge and Conducted Spurious Emission

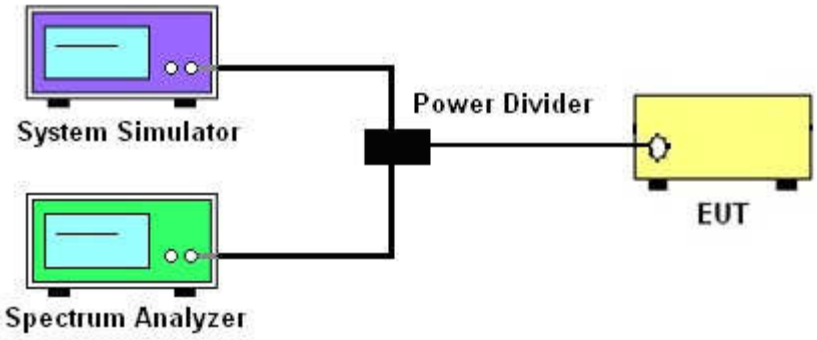

3.2.3 Frequency Stability

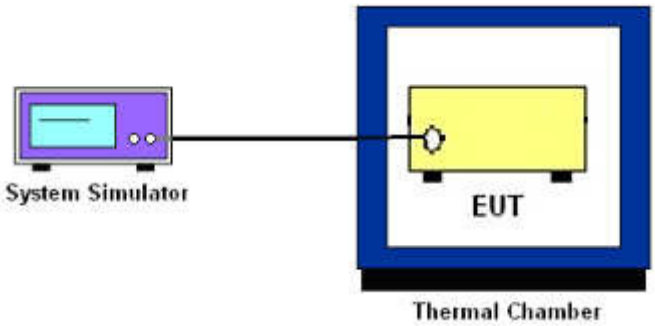

3.3 Test Result of Conducted Test

Please refer to Appendix A.

3.4 Conducted Output Power and ERP/EIRP

3.4.1 Description of the Conducted Output Power Measurement and ERP/EIRP Measurement

A system simulator was used to establish communication with the EUT. Its parameters were set to force the EUT transmitting at maximum output power. The measured power in the radio frequency on the transmitter output terminals shall be reported.

The ERP of mobile transmitters must not exceed 7 Watts for LTE Band 5 and Band 26.

The ERP of mobile transmitters must not exceed 3 Watts for LTE Band 12.

The EIRP of mobile transmitters must not exceed 2 Watts for LTE Band 2 and Band 25 and Band 7 and Band 41.

The EIRP of mobile transmitters must not exceed 1 Watts for LTE Band 4.

According to KDB 412172 D01 Power Approach,

EIRP = $P_T + G_T – L_C$, ERP = EIRP -2.15, where

P_T = transmitter output power in dBm

G_T = gain of the transmitting antenna in dBi

L_C = signal attenuation in the connecting cable between the transmitter and antenna in dB

3.4.2 Test Procedures

1. The transmitter output port was connected to the system simulator.
2. Set EUT at maximum power through the system simulator.
3. Select lowest, middle, and highest channels for each band and different modulation.
4. Measure and record the power level from the system simulator.

3.5 Peak-to-Average Ratio

3.5.1 Description of the PAR Measurement

Power Complementary Cumulative Distribution Function (CCDF) curves provide a means for characterizing the power peaks of a digitally modulated signal on a statistical basis. A CCDF curve depicts the probability of the peak signal amplitude exceeding the average power level. Most contemporary measurement instrumentation include the capability to produce CCDF curves for an input signal provided that the instrument's resolution bandwidth can be set wide enough to accommodate the entire input signal bandwidth. In measuring transmissions in this band using an average power technique, the peak-to-average ratio (PAR) of the transmission may not exceed 13 dB.

3.5.2 Test Procedures

1. The testing follows FCC KDB 971168 v02r02 Section 5.7.1.
2. The EUT was connected to spectrum and system simulator via a power divider.
3. Set the CCDF (Complementary Cumulative Distribution Function) option in spectrum analyzer.
4. The highest RF powers were measured and recorded the maximum PAPR level associated with a probability of 0.1 %.
5. Record the deviation as Peak to Average Ratio.

3.6 Occupied Bandwidth

3.6.1 Description of Occupied Bandwidth Measurement

The occupied bandwidth is the width of a frequency band such that, below the lower and above the upper frequency limits, the mean powers emitted are each equal to a specified percentage 0.5% of the total mean transmitted power.

The 26 dB emission bandwidth is defined as the frequency range between two points, one above and one below the carrier frequency, at which the spectral density of the emission is attenuated 26 dB below the maximum in-band spectral density of the modulated signal. Spectral density (power per unit bandwidth) is to be measured with a detector of resolution bandwidth equal to approximately 1.0% of the emission bandwidth.

3.6.2 Test Procedures

1. The testing follows FCC KDB 971168 v02r02 Section 4.2.
2. The EUT was connected to spectrum analyzer and system simulator via a power divider.
3. The spectrum analyzer center frequency is set to the nominal EUT channel center frequency. The span range for the spectrum analyzer shall be between two and five times the anticipated OBW.
4. The nominal resolution bandwidth (RBW) shall be in the range of 1 to 5 % of the anticipated OBW, and the VBW shall be at least 3 times the RBW.
5. Set the detection mode to peak, and the trace mode to max hold.
6. Determine the reference value: Set the EUT to transmit a modulated signal. Allow the trace to stabilize. Set the spectrum analyzer marker to the highest level of the displayed trace.
   (this is the reference value)
7. Determine the “-26 dB down amplitude” as equal to (Reference Value – X).
8. Place two markers, one at the lowest and the other at the highest frequency of the envelope of the spectral display such that each marker is at or slightly below the “–X dB down amplitude” determined in step 6. If a marker is below this “-X dB down amplitude” value it shall be placed as close as possible to this value. The OBW is the positive frequency difference between the two markers.
9. Use the 99 % power bandwidth function of the spectrum analyzer and report the measured bandwidth.

3.7 Conducted Band Edge

3.7.1 Description of Conducted Band Edge Measurement

22.917(a)

For operations in the 824 – 849 MHz band, the FCC limit is 43 + $10\log_{10}$(P[Watts]) dB below the transmitter power P(Watts) in a 100kHz bandwidth. However, in the 1MHz bands immediately outside and adjacent to the licensee's frequency block, a resolution bandwidth of at least one percent of the emission bandwidth of the fundamental emission of the transmitter may be employed.

24.238 (a)

For operations in the 1850-1910 and 1930-1990 MHz band, the FCC limit is 43 + $10\log_{10}$(P[Watts]) dB below the transmitter power P(Watts) in a 1MHz bandwidth. However, in the 1 MHz bands immediately outside and adjacent to the frequency block a resolution bandwidth of at least one percent of the emission bandwidth of the fundamental emission of the transmitter may be employed.

27.53 (g)

For operations in the 698 -746 MHz band, the FCC limit is 43 + 10log10(P[Watts]) dB below the transmitter power P(Watts) in a 100 kHz bandwidth. However, in the 100 kilohertz bands immediately outside and adjacent to a licensee's frequency block, a resolution bandwidth of at least 30 kHz may be employed.

27.53 (h)

For operations in the 1710 – 1755 MHz band, the FCC limit is 43 + $10\log_{10}$(P[Watts]) dB below the transmitter power P(Watts) in a 1 MHz bandwidth. However, in the 1MHz bands immediately outside and adjacent to the licensee's frequency block, a resolution bandwidth of at least one percent of the emission bandwidth of the fundamental emission of the transmitter may be employed.

27.53(m)(4)

For mobile digital stations, the attenuation factor shall be not less than 40 + 10 log (P) dB on all frequencies between the channel edge and 5 megahertz from the channel edge, 43 + 10 log (P) dB on all frequencies between 5 megahertz and X megahertz from the channel edge, and 55 + 10 log (P) dB on all frequencies more than X megahertz from the channel edge, where X is the greater of 6 megahertz or the actual emission bandwidth as defined in paragraph (m)(6) of this section. In addition, the attenuation factor shall not be less that 43 + 10 log (P) dB on all frequencies between 2490.5 MHz and 2496 MHz and 55 + 10 log (P) dB at or below 2490.5 MHz. Mobile Satellite Service licensees operating on frequencies below 2495 MHz may also submit a documented interference complaint against BRS licensees operating on channel BRS Channel 1 on the same terms and conditions as adjacent channel BRS or EBS licensees.

3.7.2 Test Procedures

1. The testing follows FCC KDB 971168 v02r02 Section 6.0.
2. The EUT was connected to spectrum analyzer and system simulator via a power divider.
3. The band edges of low and high channels for the highest RF powers were measured.
4. Set RBW >= 1% EBW in the 1MHz band immediately outside and adjacent to the band edge.
5. Beyond the 1 MHz band from the band edge, RBW=1MHz was used.
6. Set spectrum analyzer with RMS detector.
7. Offset has included the duty factor for LTE Band 41. Duty factor =10 log (1/x), where x is the measured duty cycle.
8. The RF fundamental frequency should be excluded against the limit line in the operating frequency band.
9. Checked that all the results comply with the emission limit line.

   Example:

   The limit line is derived from 43 + 10log(P)dB below the transmitter power P(Watts)

   = P(W)- [43 + 10log(P)] (dB)

   = [30 + 10log(P)] (dBm) - [43 + 10log(P)] (dB) = -13dBm.
10. For LTE Band 7, 41, the other 40 dB, and 55 dB have additionally applied same calculation above.

3.8 Conducted Spurious Emission

3.8.1 Description of Conducted Spurious Emission Measurement

The power of any emission outside of the authorized operating frequency ranges must be lower than the transmitter power (P) by a factor of at least 43 + 10 log (P) dB.

For Band 7, 41:

The power of any emission outside of the authorized operating frequency ranges must be lower than the transmitter power (P) by a factor of at least 55 + 10 log (P) dB.

It is measured by means of a calibrated spectrum analyzer and scanned from 30 MHz up to a frequency including its 10th harmonic.

3.8.2 Test Procedures

1. The testing follows FCC KDB 971168 v02r02 Section 6.0.
2. The EUT was connected to spectrum analyzer and system simulator via a power divider.
3. The RF output of EUT was connected to the spectrum analyzer by RF cable and attenuator. The path loss was compensated to the results for each measurement.
4. The middle channel for the highest RF power within the transmitting frequency was measured.
5. The conducted spurious emission for the whole frequency range was taken.
6. Make the measurement with the spectrum analyzer's RBW = 1MHz, VBW = 3MHz.
7. Set spectrum analyzer with RMS detector.
8. Offset has included the duty factor for LTE Band 41. Duty factor =10 log (1/x), where x is the measured duty cycle.
9. Taking the record of maximum spurious emission.
10. The RF fundamental frequency should be excluded against the limit line in the operating frequency band.
11. The limit line is derived from 43 + 10log(P)dB below the transmitter power P(Watts)
    = P(W)- [43 + 10log(P)] (dB)
    = [30 + 10log(P)] (dBm) - [43 + 10log(P)] (dB)
    = -13dBm.
12. For Band 7, 41
    The limit line is derived from 55 + 10log(P)dB below the transmitter power P(Watts)
    = P(W)- [55+ 10log(P)] (dB)
    = [30+ 10log(P)] (dBm) - [55+ 10log(P)] (dB)
    = -25dBm.

3.9 Frequency Stability

3.9.1 Description of Frequency Stability Measurement

The frequency stability shall be measured by variation of ambient temperature and variation of primary supply voltage to ensure that the fundamental emission stays within the authorized frequency block. The frequency stability of the transmitter shall be maintained within ±0.00025% (±2.5ppm) of the center frequency.

3.9.2 Test Procedures for Temperature Variation

1. The testing follows FCC KDB 971168 v02r02 Section 9.0.
2. The EUT was set up in the thermal chamber and connected with the system simulator.
3. With power OFF, the temperature was decreased to -30°C and the EUT was stabilized before testing. Power was applied and the maximum change in frequency was recorded within one minute.
4. With power OFF, the temperature was raised in 10°C step up to 50°C. The EUT was stabilized at each step for at least half an hour. Power was applied and the maximum frequency change was recorded within one minute.

3.9.3 Test Procedures for Voltage Variation

1. The testing follows FCC KDB 971168 v02r02 Section 9.0.
2. The EUT was placed in a temperature chamber at 20±5° C and connected with the system simulator.
3. The power supply voltage to the EUT was varied from 85% to 115% of the nominal value measured at the input to the EUT.
4. The variation in frequency was measured for the worst case.

4 Radiated Test Items

4.1 Measuring Instruments

See list of measuring instruments of this test report.

4.2 Test Setup

4.2.1 For radiated test from 30MHz to 1GHz

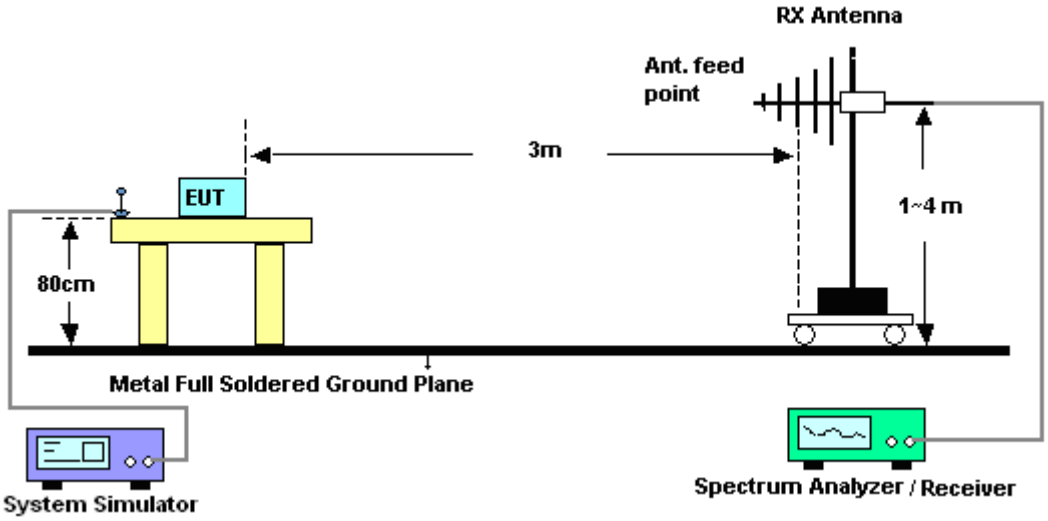

4.2.2 For radiated test above 1GHz

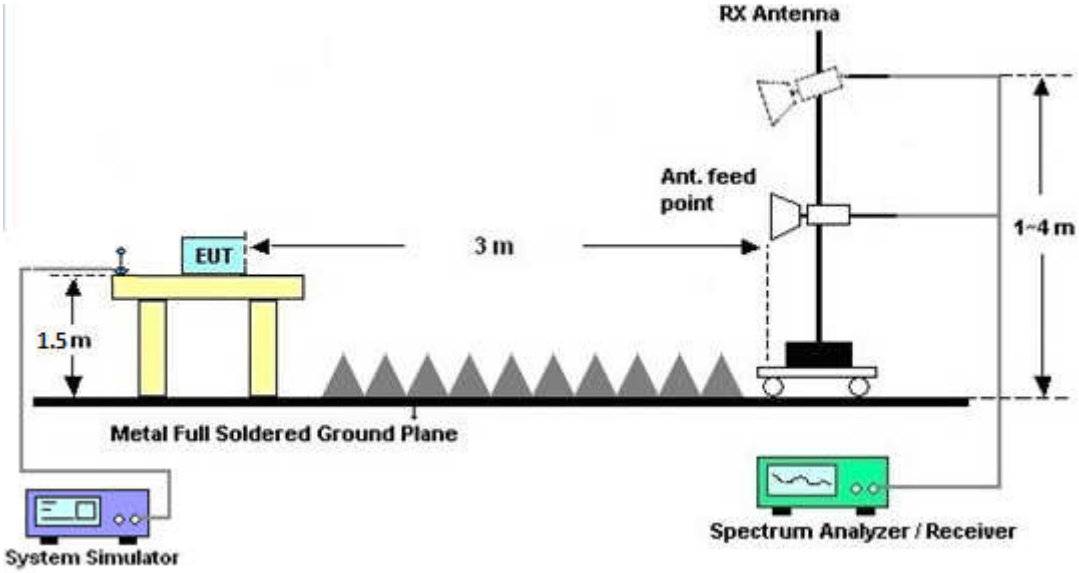

4.3 Test Result of Radiated Test

Please refer to Appendix B.

4.4 Radiated Spurious Emission

4.4.1 Description of Radiated Spurious Emission

The radiated spurious emission was measured by substitution method according to ANSI / TIA / EIA-603-D-2010. The power of any emission outside of the authorized operating frequency ranges must be attenuated below the transmitter power (P) by a factor of at least 43 + 10 log (P) dB.

For Band 7, 41

The power of any emission outside of the authorized operating frequency ranges must be attenuated below the transmitter power (P) by a factor of at least 55 + 10 log (P) dB.

For LTE Band 12

For operations in the 746-758 MHz, 775-788 MHz, and 805-806 MHz bands, emissions in the band 1559-1610 MHz shall be limited to −70 dBW/MHz equivalent isotropically radiated power (EIRP) for wideband signals, and −80 dBW EIRP for discrete emissions of less than 700 Hz bandwidth.

The spectrum is scanned from 30 MHz up to a frequency including its 10th harmonic.

4.4.2 Test Procedures

1. The testing follows FCC KDB 971168 v02r02 Section 5.8 and ANSI / TIA-603-D-2010 Section 2.2.12.
2. The EUT was placed on a turntable with 0.8 meter height for frequency below 1GHz and 1.5 meter height for frequency above 1GHz respectively above ground.
3. The EUT was set 3 meters from the receiving antenna mounted on the antenna tower.
4. The table was rotated 360 degrees to determine the position of the highest spurious emission.
5. The height of the receiving antenna is varied between 1m to 4m to search the maximum spurious emission for both horizontal and vertical polarizations.
6. During the measurement, the system simulator parameters were set to force the EUT transmitting at maximum output power.
7. Make the measurement with the spectrum analyzer's RBW = 1MHz, VBW = 3MHz, taking the record of maximum spurious emission.
8. A horn antenna was substituted in place of the EUT and was driven by a signal generator.
9. Tune the output power of signal generator to the same emission level with EUT maximum spurious emission.
10. EIRP (dBm) = S.G. Power – Tx Cable Loss + Tx Antenna Gain
11. ERP (dBm) = EIRP - 2.15
12. The RF fundamental frequency should be excluded against the limit line in the operating frequency band.
    The limit line is derived from 43 + 10log(P)dB below the transmitter power P(Watts)
    = P(W)- [43 + 10log(P)] (dB)
    = [30 + 10log(P)] (dBm) - [43 + 10log(P)] (dB)
    = -13dBm.
13. For Band 7, 41:
    The limit line is derived from 55 + 10log(P)dB below the transmitter power P(Watts)
    EIRP (dBm) = S.G. Power – Tx Cable Loss + Tx Antenna Gain
    ERP (dBm) = EIRP - 2.15

5 List of Measuring Equipment

Instrument	Manufacturer	Model No.	Serial No.	Characteristics	Calibration Date	Test Date	Due Date	Remark
Spectrum Analyzer	R&S	FSV40	101040	10Hz~40GHz	Aug. 09, 2016	Jan. 12, 2017~ Feb. 17, 2017	Aug. 08, 2017	Conducted (TH01-KS)
Thermal Chamber	Ten Billion	TTC-B3S	TBN-960502	-40~+150°C	Oct. 13, 2016	Jan. 12, 2017~ Feb. 17, 2017	Oct. 12, 2017	Conducted (TH01-KS)
EXA Spectrum Analyzer	Keysight	N9010A	MY55150208	10Hz~44GHz, MAX 30dB	Apr. 22, 2016	Jan. 14, 2017~ Feb. 17, 2017	Apr. 21, 2017	Radiation (03CH02-KS)
Bilog Antenna	TeseQ	CBL6112D	37879	30MHz~2GHz	Aug. 20, 2016	Jan. 14, 2017~ Feb. 17, 2017	Aug. 19, 2017	Radiation (03CH02-KS)
Double Ridge Horn Antenna	ETS-Lindgren	3117	75957	1GHz~18GHz	Oct. 22, 2016	Jan. 14, 2017~ Feb. 17, 2017	Oct. 21, 2017	Radiation (03CH02-KS)
SHF-EHF Horn	Schwarzbeck	BBHA 9170	BBHA170249	15GHz~40GHz	Mar. 03, 2016	Jan. 14, 2017~ Feb. 17, 2017	Mar. 02, 2017	Radiation (03CH02-KS)
Amplifier	com-power	PA-103A	161069	1kHz~1000MHz / 32 dB	Apr. 22, 2016	Jan. 14, 2017~ Feb. 17, 2017	Apr. 21, 2017	Radiation (03CH02-KS)
Amplifier	Agilent	8449B	3008A02384	1~26.5GHz Gain 30dB	Oct. 13, 2016	Jan. 14, 2017~ Feb. 17, 2017	Oct. 12, 2017	Radiation (03CH02-KS)
Amplifier	MITEQ	TTA1840-35 -HG	1887435	18~40GHz	Oct. 13, 2016	Jan. 14, 2017~ Feb. 17, 2017	Oct. 12, 2017	Radiation (03CH02-KS)
AC Power Source	Chroma	61601	616010002473	N/A	NCR	Jan. 14, 2017~ Feb. 17, 2017	NCR	Radiation (03CH02-KS)
Turn Table	MF	MF7802	N/A	0~360 degree	NCR	Jan. 14, 2017~ Feb. 17, 2017	NCR	Radiation (03CH02-KS)
Antenna Mast	MF	MF7802	N/A	1 m~4 m	NCR	Jan. 14, 2017~ Feb. 17, 2017	NCR	Radiation (03CH02-KS)
EXA Spectrum Analyzer	Keysight	N9010A	MY55150244	10Hz~44GHz	Apr. 22, 2016	Jan. 14, 2017~ Jan. 17, 2017	Apr. 21, 2017	Radiation (03CH03-KS)
Bilog Antenna	TeseQ	CBL6112D	35406	25MHz~2GHz	Apr. 16, 2016	Jan. 14, 2017~ Jan. 17, 2017	Apr. 15, 2017	Radiation (03CH03-KS)
Horn Antenna	Schwarzbeck	BBHA9120D	9120D-1356	1GHz~18GHz	Apr. 16, 2016	Jan. 14, 2017~ Jan. 17, 2017	Apr. 15, 2017	Radiation (03CH03-KS)
SHF-EHF Horn	Schwarzbeck	BBHA 9170	BBHA170249	15GHz~40GHz	Mar. 03, 2016	Jan. 14, 2017~ Jan. 17, 2017	Mar. 02, 2017	Radiation (03CH03-KS)
Amplifier	SONOMA	310N	187289	9kHz~1GHz	Aug. 09, 2016	Jan. 14, 2017~ Jan. 17, 2017	Aug. 08, 2017	Radiation (03CH03-KS)
Amplifier	MITEQ	TTA1840-35 -HG	1887435	18GHz~40GHz	Oct. 13, 2016	Jan. 14, 2017~ Jan. 17, 2017	Oct. 12, 2017	Radiation (03CH03-KS)
Amplifier	Agilent	8449B	3008A02370	1GHz~26.5GHz	Oct. 13, 2016	Jan. 14, 2017~ Jan. 17, 2017	Oct. 12, 2017	Radiation (03CH03-KS)
AC Power Source	Chroma	61601	F104090004	N/A	NCR	Jan. 14, 2017~ Jan. 17, 2017	NCR	Radiation (03CH03-KS)
Turn Table	ChamPro	EM 1000-T	060762-T	0~360 degree	NCR	Jan. 14, 2017~ Jan. 17, 2017	NCR	Radiation (03CH03-KS)
Antenna Mast	ChamPro	EM 1000-A	060762-A	1 m~4 m	NCR	Jan. 14, 2017~ Jan. 17, 2017	NCR	Radiation (03CH03-KS)

NCR: No Calibration Required

6 Uncertainty of Evaluation

Uncertainty of Radiated Emission Measurement (30 MHz ~ 1000 MHz) for 03CH02-KS

Measuring Uncertainty for a Level of Confidence of 95% (U = 2Uc(y))	5.1dB

Uncertainty of Radiated Emission Measurement (1GHz ~ 18GHz) for 03CH02-KS

Measuring Uncertainty for a Level of Confidence of 95% (U = 2Uc(y))	4.5dB

Uncertainty of Radiated Emission Measurement (18GHz ~ 40GHz) for 03CH02-KS

Measuring Uncertainty for a Level of Confidence of 95% (U = 2Uc(y))	5.1dB

Uncertainty of Radiated Emission Measurement (30 MHz ~ 1000 MHz) for 03CH03-KS

Measuring Uncertainty for a Level of Confidence of 95% (U = 2Uc(y))	2.8dB

Uncertainty of Radiated Emission Measurement (1GHz ~ 40GHz) for 03CH03-KS

Measuring Uncertainty for a Level of Confidence of 95% (U = 2Uc(y))	3.3dB

Appendix A. Test Results of Conducted Test

Conducted Output Power(Average power)

LTE Band 2 Maximum Average Power [dBm]						
BW [MHz]	RB Size	RB Offset	Mod	Lowest	Middle	Highest
20	1	0	QPSK	22.40	22.31	22.43
20	1	49		22.19	22.20	22.10
20	1	99		21.94	22.12	21.98
20	50	0		21.43	21.19	21.38
20	50	24		21.47	21.31	21.49
20	50	50		21.27	21.09	21.26
20	100	0		21.36	21.23	21.38
20	1	0	16-QAM	21.90	21.65	21.85
20	1	49		21.40	21.49	21.82
20	1	99		21.28	21.43	21.44
20	50	0		20.44	20.26	20.32
20	50	24		20.32	20.34	20.39
20	50	50		20.26	20.07	20.34
20	100	0		20.34	20.10	20.42
15	1	0	QPSK	22.54	22.45	22.47
15	1	37		22.08	21.99	22.04
15	1	74		22.32	22.25	22.42
15	36	0		21.29	21.13	21.31
15	36	20		21.39	21.16	21.29
15	36	39		21.18	21.18	21.19
15	75	0		21.38	21.21	21.31
15	1	0	16-QAM	21.80	21.63	21.51
15	1	37		21.55	21.49	21.44
15	1	74		21.43	21.58	21.77
15	36	0		20.42	20.10	20.36
15	36	20		20.42	20.17	20.33
15	36	39		20.17	20.11	20.23
15	75	0		20.22	20.18	20.32

LTE Band 2 Maximum Average Power [dBm]						
BW [MHz]	RB Size	RB Offset	Mod	Lowest	Middle	Highest
10	1	0	QPSK	22.16	22.29	22.25
10	1	25		22.02	22.06	22.13
10	1	49		22.13	22.18	22.21
10	25	0		21.11	21.10	21.24
10	25	12		21.08	21.17	21.27
10	25	25		21.10	21.29	21.24
10	50	0		21.14	21.19	21.22
10	1	0	16-QAM	21.59	21.59	21.51
10	1	25		21.46	21.40	21.47
10	1	49		21.42	21.45	21.51
10	25	0		20.12	20.09	20.21
10	25	12		20.10	20.14	20.28
10	25	25		20.06	20.15	20.32
10	50	0		20.08	20.16	20.23
5	1	0	QPSK	22.07	22.08	22.23
5	1	12		21.83	21.94	22.05
5	1	24		21.91	22.07	22.05
5	12	0		21.09	21.16	21.26
5	12	7		21.06	21.13	21.24
5	12	13		21.01	21.14	21.14
5	25	0		21.03	21.13	21.21
5	1	0	16-QAM	21.39	21.41	21.54
5	1	12		21.28	21.36	21.48
5	1	24		21.30	21.35	21.34
5	12	0		20.10	20.17	20.30
5	12	7		20.04	20.18	20.27
5	12	13		20.07	20.15	20.15
5	25	0		20.04	20.13	20.10

LTE Band 2 Maximum Average Power [dBm]						
BW [MHz]	RB Size	RB Offset	Mod	Lowest	Middle	Highest
3	1	0	QPSK	22.06	22.03	22.09
3	1	8		21.98	22.00	22.08
3	1	14		21.96	22.04	21.99
3	8	0		21.07	21.11	21.12
3	8	4		21.09	21.11	21.14
3	8	7		21.07	21.10	21.14
3	15	0		21.04	21.09	21.20
3	1	0	16-QAM	21.38	21.32	21.35
3	1	8		21.29	21.21	21.24
3	1	14		21.26	21.33	21.38
3	8	0		20.14	20.15	20.19
3	8	4		20.12	20.19	20.18
3	8	7		20.11	20.13	20.19
3	15	0		20.05	20.07	20.17
1.4	1	0	QPSK	21.98	21.99	22.08
1.4	1	3		21.90	22.10	22.14
1.4	1	5		21.98	22.00	22.09
1.4	3	0		21.96	22.07	22.03
1.4	3	1		22.02	22.09	22.07
1.4	3	3		22.02	22.04	22.11
1.4	6	0		21.08	21.10	21.17
1.4	1	0	16-QAM	21.22	21.14	21.28
1.4	1	3		21.23	21.32	21.29
1.4	1	5		21.13	21.28	21.25
1.4	3	0		21.04	21.09	21.07
1.4	3	1		21.05	21.14	21.20
1.4	3	3		21.06	21.14	21.04
1.4	6	0		20.05	20.11	20.11

LTE Band 25 Maximum Average Power [dBm]						
BW [MHz]	RB Size	RB Offset	Mod	Lowest	Middle	Highest
20	1	0	QPSK	22.17	22.06	22.38
20	1	49		21.88	22.05	21.91
20	1	99		21.74	22.03	22.08
20	50	0		21.09	21.05	21.14
20	50	24		21.05	20.97	21.13
20	50	50		20.88	21.03	21.04
20	100	0		20.96	21.03	21.19
20	1	0	16-QAM	21.55	21.27	21.38
20	1	49		21.44	21.54	21.57
20	1	99		21.12	21.46	21.40
20	50	0		20.17	20.02	20.06
20	50	24		19.99	20.06	20.15
20	50	50		19.93	19.94	20.24
20	100	0		20.11	19.94	20.20
15	1	0	QPSK	22.35	22.18	22.20
15	1	37		21.90	21.67	22.09
15	1	74		22.14	22.37	22.19
15	36	0		21.08	21.01	21.03
15	36	20		20.99	21.02	21.24
15	36	39		21.02	21.11	21.04
15	75	0		21.00	21.06	21.19
15	1	0	16-QAM	21.66	21.49	21.51
15	1	37		21.06	21.09	21.45
15	1	74		21.54	21.53	21.70
15	36	0		20.06	19.97	20.07
15	36	20		19.97	20.06	20.22
15	36	39		19.99	20.11	20.34
15	75	0		20.11	20.06	20.35

LTE Band 25 Maximum Average Power [dBm]						
BW [MHz]	RB Size	RB Offset	Mod	Lowest	Middle	Highest
10	1	0	QPSK	22.20	22.17	22.53
10	1	25		21.80	21.61	22.00
10	1	49		22.10	22.22	22.56
10	25	0		21.04	21.06	21.33
10	25	12		21.07	21.06	21.32
10	25	25		21.07	21.10	21.43
10	50	0		21.16	21.08	21.42
10	1	0	16-QAM	21.59	21.57	21.69
10	1	25		21.42	21.32	21.56
10	1	49		21.52	21.50	21.62
10	25	0		20.07	20.05	20.26
10	25	12		20.06	20.03	20.24
10	25	25		20.08	20.07	20.38
10	50	0		20.15	20.05	20.38
5	1	0	QPSK	22.12	22.04	22.44
5	1	12		21.90	21.91	22.23
5	1	24		21.95	21.99	22.26
5	12	0		21.10	21.14	21.39
5	12	7		21.03	21.09	21.31
5	12	13		20.98	21.08	21.25
5	25	0		21.05	21.03	21.35
5	1	0	16-QAM	21.35	21.51	21.78
5	1	12		21.17	21.37	21.42
5	1	24		21.33	21.41	21.54
5	12	0		20.11	20.13	20.45
5	12	7		20.11	20.09	20.37
5	12	13		19.99	20.09	20.27
5	25	0		20.00	20.00	20.31

LTE Band 25 Maximum Average Power [dBm]						
BW [MHz]	RB Size	RB Offset	Mod	Lowest	Middle	Highest
3	1	0	QPSK	22.07	21.99	22.26
3	1	8		21.99	22.01	22.08
3	1	14		21.94	22.01	22.18
3	8	0		21.05	21.05	21.29
3	8	4		21.06	21.06	21.29
3	8	7		21.07	21.00	21.23
3	15	0		21.03	21.03	21.28
3	1	0	16-QAM	21.45	21.28	21.66
3	1	8		21.34	21.41	21.58
3	1	14		21.46	21.16	21.36
3	8	0		20.21	20.08	20.32
3	8	4		20.09	20.12	20.30
3	8	7		20.10	20.10	20.27
3	15	0		20.01	19.99	20.38
1.4	1	0	QPSK	22.00	21.97	22.16
1.4	1	3		22.00	21.97	22.19
1.4	1	5		22.07	21.95	22.09
1.4	3	0		21.99	22.03	22.13
1.4	3	1		22.05	22.05	22.19
1.4	3	3		22.07	22.02	22.22
1.4	6	0		21.00	20.98	21.13
1.4	1	0	16-QAM	21.41	21.29	21.68
1.4	1	3		21.32	21.29	21.48
1.4	1	5		21.28	21.27	21.36
1.4	3	0		21.07	21.06	21.10
1.4	3	1		21.11	21.09	21.25
1.4	3	3		21.17	21.08	21.20
1.4	6	0		20.04	20.01	20.20

LTE Band 4 Maximum Average Power [dBm]						
BW [MHz]	RB Size	RB Offset	Mod	Lowest	Middle	Highest
20	1	0	QPSK	22.75	22.61	22.67
20	1	49		22.73	22.52	22.41
20	1	99		22.41	22.58	22.47
20	50	0		21.49	21.56	21.54
20	50	24		21.54	21.56	21.52
20	50	50		21.65	21.60	21.55
20	100	0		21.52	21.51	21.51
20	1	0	16-QAM	21.51	21.73	21.78
20	1	49		21.68	21.80	21.72
20	1	99		21.73	21.78	21.75
20	50	0		20.56	20.63	20.63
20	50	24		20.52	20.57	20.64
20	50	50		20.62	20.59	20.53
20	100	0		20.60	20.51	20.55
15	1	0	QPSK	22.70	22.66	22.77
15	1	37		22.15	22.41	22.26
15	1	74		22.86	22.60	22.62
15	36	0		21.54	21.63	21.75
15	36	20		21.59	21.61	21.58
15	36	39		21.48	21.55	21.55
15	75	0		21.51	21.58	21.51
15	1	0	16-QAM	21.70	21.97	22.06
15	1	37		21.33	21.77	21.56
15	1	74		21.79	21.90	21.88
15	36	0		20.54	20.55	20.64
15	36	20		20.59	20.58	20.61
15	36	39		20.49	20.53	20.57
15	75	0		20.45	20.61	20.54

LTE Band 4 Maximum Average Power [dBm]						
BW [MHz]	RB Size	RB Offset	Mod	Lowest	Middle	Highest
10	1	0	QPSK	22.97	22.93	22.97
10	1	25		22.93	22.52	22.76
10	1	49		22.68	22.62	22.78
10	25	0		21.58	21.60	21.67
10	25	12		21.54	21.58	21.59
10	25	25		21.53	21.57	21.51
10	50	0		21.63	21.63	21.59
10	1	0	16-QAM	21.92	21.88	22.01
10	1	25		21.65	21.76	21.59
10	1	49		21.93	21.85	21.83
10	25	0		20.62	20.61	20.63
10	25	12		20.51	20.58	20.62
10	25	25		20.54	20.57	20.57
10	50	0		20.66	20.64	20.63
5	1	0	QPSK	22.58	22.64	22.69
5	1	12		22.50	22.50	22.54
5	1	24		22.50	22.46	22.58
5	12	0		21.65	21.59	21.52
5	12	7		21.56	21.51	21.50
5	12	13		21.57	21.48	21.52
5	25	0		21.67	21.59	21.46
5	1	0	16-QAM	22.02	22.03	21.83
5	1	12		21.66	21.62	21.76
5	1	24		21.74	21.65	21.85
5	12	0		20.63	20.59	20.60
5	12	7		20.54	20.55	20.51
5	12	13		20.55	20.54	20.54
5	25	0		20.60	20.50	20.51

LTE Band 4 Maximum Average Power [dBm]						
BW [MHz]	RB Size	RB Offset	Mod	Lowest	Middle	Highest
3	1	0	QPSK	22.47	22.56	22.46
3	1	8		22.43	22.54	22.56
3	1	14		22.52	22.41	22.49
3	8	0		21.57	21.56	21.49
3	8	4		21.52	21.53	21.54
3	8	7		21.54	21.49	21.46
3	15	0		21.59	21.51	21.53
3	1	0	16-QAM	21.63	21.74	21.47
3	1	8		21.61	21.89	21.88
3	1	14		22.09	21.61	21.57
3	8	0		20.59	20.59	20.51
3	8	4		20.54	20.53	20.60
3	8	7		20.55	20.53	20.54
3	15	0		20.52	20.49	20.61
1.4	1	0	QPSK	22.39	22.62	22.63
1.4	1	3		22.41	22.69	22.41
1.4	1	5		22.58	22.40	22.60
1.4	3	0		22.41	22.57	22.46
1.4	3	1		22.52	22.58	22.57
1.4	3	3		22.50	22.53	22.59
1.4	6	0		21.44	21.53	21.47
1.4	1	0	16-QAM	21.62	22.04	22.17
1.4	1	3		21.65	21.77	21.67
1.4	1	5		21.82	21.66	22.05
1.4	3	0		21.46	21.44	21.48
1.4	3	1		21.50	21.56	21.57
1.4	3	3		21.37	21.52	21.47
1.4	6	0		20.60	20.64	20.57

LTE Band 5 Maximum Average Power [dBm]						
BW [MHz]	RB Size	RB Offset	Mod	Lowest	Middle	Highest
10	1	0	QPSK	22.65	22.64	22.82
10	1	25		22.54	22.26	22.29
10	1	49		22.79	22.70	22.96
10	25	0		21.75	21.66	21.72
10	25	12		21.69	21.64	21.72
10	25	25		21.76	21.73	21.80
10	50	0		21.70	21.73	21.80
10	1	0	16-QAM	22.08	22.04	22.11
10	1	25		22.08	21.87	21.99
10	1	49		22.21	22.27	22.14
10	25	0		20.73	20.63	20.74
10	25	12		20.73	20.60	20.72
10	25	25		20.81	20.68	20.70
10	50	0		20.71	20.79	20.79
5	1	0	QPSK	22.45	22.51	22.50
5	1	12		22.53	22.40	22.53
5	1	24		22.55	22.51	22.58
5	12	0		21.73	21.67	21.79
5	12	7		21.72	21.66	21.78
5	12	13		21.71	21.62	21.71
5	25	0		21.68	21.61	21.70
5	1	0	16-QAM	21.78	21.93	21.91
5	1	12		21.59	21.80	21.80
5	1	24		22.00	21.91	21.98
5	12	0		20.71	20.72	20.79
5	12	7		20.68	20.62	20.73
5	12	13		20.74	20.59	20.78
5	25	0		20.70	20.61	20.63

LTE Band 5 Maximum Average Power [dBm]						
BW [MHz]	RB Size	RB Offset	Mod	Lowest	Middle	Highest
3	1	0	QPSK	22.41	22.49	22.73
3	1	8		22.64	22.51	22.57
3	1	14		22.50	22.48	22.57
3	8	0		21.52	21.58	21.69
3	8	4		21.65	21.63	21.68
3	8	7		21.64	21.60	21.72
3	15	0		21.65	21.59	21.78
3	1	0	16-QAM	21.79	21.68	22.05
3	1	8		21.75	21.71	21.87
3	1	14		21.84	21.84	21.77
3	8	0		20.60	20.71	20.76
3	8	4		20.74	20.66	20.73
3	8	7		20.74	20.62	20.83
3	15	0		20.66	20.59	20.81
1.4	1	0	QPSK	22.54	22.55	22.61
1.4	1	3		22.51	22.57	22.55
1.4	1	5		22.59	22.40	22.61
1.4	3	0		22.43	22.51	22.43
1.4	3	1		22.51	22.54	22.62
1.4	3	3		22.51	22.54	22.58
1.4	6	0		21.58	21.61	21.69
1.4	1	0	16-QAM	21.67	21.71	21.95
1.4	1	3		21.80	21.79	22.05
1.4	1	5		21.75	21.80	21.82
1.4	3	0		21.60	21.57	21.53
1.4	3	1		21.64	21.58	21.67
1.4	3	3		21.64	21.59	21.64
1.4	6	0		20.58	20.59	20.62

LTE Band 7 Maximum Average Power [dBm]						
BW [MHz]	RB Size	RB Offset	Mod	Lowest	Middle	Highest
20	1	0	QPSK	21.47	21.25	21.32
20	1	49		21.30	21.16	21.15
20	1	99		21.46	21.24	21.30
20	50	0		20.45	20.28	20.28
20	50	24		20.46	20.29	20.32
20	50	50		20.41	20.26	20.30
20	100	0		20.38	20.34	20.32
20	1	0	16-QAM	20.66	20.46	20.55
20	1	49		20.65	20.45	20.59
20	1	99		20.56	20.50	20.54
20	50	0		19.39	19.23	19.31
20	50	24		19.42	19.31	19.34
20	50	50		19.37	19.27	19.32
20	100	0		19.37	19.28	19.27
15	1	0	QPSK	21.08	21.17	21.20
15	1	37		21.21	21.12	21.19
15	1	74		21.27	21.21	21.22
15	36	0		20.42	20.30	20.30
15	36	20		20.42	20.33	20.32
15	36	39		20.48	20.30	20.38
15	75	0		20.45	20.30	20.32
15	1	0	16-QAM	20.57	20.40	20.44
15	1	37		20.48	20.40	20.52
15	1	74		20.50	20.44	20.43
15	36	0		19.37	19.24	19.34
15	36	20		19.37	19.33	19.36
15	36	39		19.43	19.27	19.41
15	75	0		19.38	19.35	19.34

LTE Band 7 Maximum Average Power [dBm]						
BW [MHz]	RB Size	RB Offset	Mod	Lowest	Middle	Highest
10	1	0	QPSK	21.56	21.43	21.60
10	1	25		21.19	21.21	21.27
10	1	49		21.32	21.39	21.49
10	25	0		20.34	20.23	20.42
10	25	12		20.22	20.29	20.28
10	25	25		20.14	20.23	20.50
10	50	0		20.25	20.28	20.41
10	1	0	16-QAM	20.69	20.69	20.77
10	1	25		20.42	20.48	20.46
10	1	49		20.63	20.61	20.67
10	25	0		19.29	19.26	19.41
10	25	12		19.18	19.28	19.32
10	25	25		19.13	19.23	19.43
10	50	0		19.27	19.32	19.38
5	1	0	QPSK	21.27	21.27	21.36
5	1	12		21.16	21.16	21.32
5	1	24		21.16	21.14	21.30
5	12	0		20.30	20.32	20.47
5	12	7		20.25	20.31	20.42
5	12	13		20.25	20.28	20.40
5	25	0		20.29	20.29	20.42
5	1	0	16-QAM	20.48	20.44	20.59
5	1	12		20.35	20.31	20.28
5	1	24		20.46	20.41	20.52
5	12	0		19.32	19.37	19.49
5	12	7		19.28	19.30	19.46
5	12	13		19.29	19.29	19.43
5	25	0		19.26	19.32	19.42

LTE Band 12 Maximum Average Power [dBm]						
BW [MHz]	RB Size	RB Offset	Mod	Lowest	Middle	Highest
10	1	0	QPSK	22.27	22.29	22.33
10	1	25		22.73	22.81	22.72
10	1	49		22.37	22.29	22.14
10	25	0		21.62	21.57	21.58
10	25	12		21.68	21.73	21.71
10	25	25		21.58	21.60	21.58
10	50	0		21.56	21.58	21.54
10	1	0	16-QAM	21.56	21.56	21.51
10	1	25		21.55	21.94	21.89
10	1	49		21.58	21.47	21.47
10	25	0		20.64	20.61	20.54
10	25	12		20.69	20.72	20.70
10	25	25		20.63	20.64	20.58
10	50	0		20.54	20.61	20.56
5	1	0	QPSK	22.74	22.73	22.71
5	1	12		22.73	22.59	22.67
5	1	24		22.71	22.66	22.62
5	12	0		21.71	21.68	21.71
5	12	7		21.78	21.72	21.70
5	12	13		21.68	21.72	21.66
5	25	0		21.72	21.68	21.67
5	1	0	16-QAM	21.87	21.95	21.87
5	1	12		21.92	21.83	21.86
5	1	24		21.98	21.96	21.92
5	12	0		20.70	20.72	20.73
5	12	7		20.80	20.68	20.70
5	12	13		20.70	20.71	20.72
5	25	0		20.67	20.70	20.64

LTE Band 12 Maximum Average Power [dBm]						
BW [MHz]	RB Size	RB Offset	Mod	Lowest	Middle	Highest
3	1	0	QPSK	22.60	22.74	22.64
3	1	8		22.68	22.65	22.70
3	1	14		22.62	22.69	22.69
3	8	0		21.70	21.64	21.63
3	8	4		21.73	21.69	21.65
3	8	7		21.65	21.69	21.56
3	15	0		21.68	21.66	21.71
3	1	0	16-QAM	21.96	21.85	21.82
3	1	8		21.97	21.90	21.84
3	1	14		21.96	22.03	21.66
3	8	0		20.77	20.68	20.68
3	8	4		20.81	20.73	20.72
3	8	7		20.68	20.75	20.61
3	15	0		20.72	20.70	20.70
1.4	1	0	QPSK	22.62	22.54	22.43
1.4	1	3		22.63	22.75	22.45
1.4	1	5		22.64	22.79	22.41
1.4	3	0		22.64	22.59	22.61
1.4	3	1		22.67	22.62	22.55
1.4	3	3		22.67	22.60	22.48
1.4	6	0		21.61	21.59	21.56
1.4	1	0	16-QAM	21.88	21.74	21.69
1.4	1	3		21.91	21.96	21.78
1.4	1	5		21.93	21.79	21.88
1.4	3	0		21.65	21.63	21.47
1.4	3	1		21.72	21.63	21.55
1.4	3	3		21.71	21.65	21.49
1.4	6	0		20.70	20.70	20.65

LTE Band 26 Maximum Average Power [dBm]						
BW [MHz]	RB Size	RB Offset	Mod	Lowest	Middle	Highest
15	1	0	QPSK	23.27	23.08	22.99
15	1	37		23.21	22.85	22.89
15	1	74		23.46	23.50	23.60
15	36	0		22.29	22.51	22.45
15	36	20		22.17	22.17	22.20
15	36	39		21.96	22.15	22.10
15	75	0		22.11	22.34	22.26
15	1	0	16-QAM	22.67	22.91	22.82
15	1	37		22.37	22.48	22.29
15	1	74		22.81	22.90	22.98
15	36	0		21.30	21.57	21.49
15	36	20		21.14	21.28	21.23
15	36	39		20.93	21.08	21.06
15	75	0		21.05	21.30	21.28
10	1	0	QPSK	23.13	22.97	22.98
10	1	25		22.87	22.66	22.72
10	1	49		23.06	23.16	23.11
10	25	0		22.10	21.99	21.95
10	25	12		22.04	21.95	21.84
10	25	25		22.07	22.02	22.11
10	50	0		22.01	21.91	21.93
10	1	0	16-QAM	22.47	22.50	22.31
10	1	25		22.15	22.17	22.05
10	1	49		22.39	22.49	22.36
10	25	0		21.02	20.97	20.93
10	25	12		20.99	20.96	20.83
10	25	25		21.02	21.00	21.01
10	50	0		20.99	20.96	20.92

LTE Band 26 Maximum Average Power [dBm]						
BW [MHz]	RB Size	RB Offset	Mod	Lowest	Middle	Highest
5	1	0	QPSK	22.88	22.81	22.79
5	1	12		22.80	22.77	22.63
5	1	24		22.87	22.84	22.89
5	12	0		22.04	21.93	21.93
5	12	7		21.98	21.93	21.88
5	12	13		21.99	21.91	21.96
5	25	0		22.03	21.95	21.89
5	1	0	16-QAM	22.31	22.15	22.18
5	1	12		22.10	22.14	22.10
5	1	24		22.22	22.13	22.19
5	12	0		21.00	20.94	20.98
5	12	7		21.03	20.95	20.96
5	12	13		21.04	20.92	20.98
5	25	0		21.03	20.93	20.83
3	1	0	QPSK	22.83	22.79	22.77
3	1	8		22.77	22.82	22.79
3	1	14		22.80	22.73	22.85
3	8	0		21.94	21.90	21.87
3	8	4		21.97	21.88	22.01
3	8	7		21.94	21.88	21.96
3	15	0		21.95	21.86	21.89
3	1	0	16-QAM	22.20	21.98	22.18
3	1	8		22.15	22.29	22.13
3	1	14		22.00	22.08	22.06
3	8	0		20.98	20.95	20.97
3	8	4		21.06	20.96	21.04
3	8	7		21.04	20.95	21.06
3	15	0		21.01	20.88	20.94

LTE Band 26 Maximum Average Power [dBm]						
BW [MHz]	RB Size	RB Offset	Mod	Lowest	Middle	Highest
1.4	1	0	QPSK	22.76	22.82	22.77
1.4	1	3		22.96	22.77	22.79
1.4	1	5		22.77	22.73	22.75
1.4	3	0		22.82	22.76	22.77
1.4	3	1		22.85	22.81	22.88
1.4	3	3		22.88	22.81	22.92
1.4	6	0		21.92	21.84	21.94
1.4	1	0	16-QAM	22.07	22.05	22.04
1.4	1	3		22.13	22.07	22.12
1.4	1	5		22.06	22.03	22.12
1.4	3	0		21.93	21.84	21.86
1.4	3	1		21.94	21.90	21.95
1.4	3	3		22.00	21.89	21.99
1.4	6	0		20.93	20.90	20.95

LTE Band 41 Maximum Average Power [dBm]						
BW [MHz]	RB Size	RB Offset	Mod	Lowest	Middle	Highest
20	1	0	QPSK	24.32	24.29	24.67
20	1	49		24.40	24.42	24.73
20	1	99		24.51	24.49	24.74
20	50	0		23.57	23.52	23.89
20	50	24		23.41	23.44	23.81
20	50	50		23.56	23.51	23.86
20	100	0		23.53	23.51	23.89
20	1	0	16-QAM	23.60	23.60	23.98
20	1	49		23.63	23.67	23.97
20	1	99		23.75	23.85	23.97
20	50	0		22.56	22.65	22.98
20	50	24		22.51	22.69	22.91
20	50	50		22.55	22.72	22.95
20	100	0		22.61	22.61	22.97
15	1	0	QPSK	24.64	24.72	24.82
15	1	37		24.30	24.51	24.58
15	1	74		24.70	24.85	24.95
15	36	0		23.52	23.68	23.87
15	36	20		23.51	23.54	23.78
15	36	39		23.54	23.52	23.85
15	75	0		23.62	23.68	23.96
15	1	0	16-QAM	23.96	23.78	23.98
15	1	37		23.67	23.87	23.63
15	1	74		23.86	23.94	23.97
15	36	0		22.53	22.69	22.98
15	36	20		22.50	22.60	22.82
15	36	39		22.57	22.67	22.86
15	75	0		22.68	22.74	22.96

LTE Band 41 Maximum Average Power [dBm]						
BW [MHz]	RB Size	RB Offset	Mod	Lowest	Middle	Highest
10	1	0	QPSK	24.52	24.72	24.92
10	1	25		24.30	24.40	24.62
10	1	49		24.69	24.77	24.78
10	25	0		23.56	23.53	23.68
10	25	12		23.46	23.60	23.74
10	25	25		23.45	23.71	23.75
10	50	0		23.54	23.57	23.77
10	1	0	16-QAM	23.84	23.91	23.81
10	1	25		23.63	23.80	23.88
10	1	49		23.93	23.97	23.85
10	25	0		22.60	22.60	22.81
10	25	12		22.56	22.62	22.78
10	25	25		22.58	22.67	22.75
10	50	0		22.54	22.69	22.77
5	1	0	QPSK	24.42	24.46	24.60
5	1	12		23.93	24.37	24.25
5	1	24		24.20	24.48	24.46
5	12	0		23.43	23.46	23.62
5	12	7		23.40	23.38	23.57
5	12	13		23.42	23.37	23.59
5	25	0		23.44	23.40	23.64
5	1	0	16-QAM	23.64	23.62	23.91
5	1	12		23.56	23.63	23.93
5	1	24		23.55	23.75	23.80
5	12	0		22.50	22.61	22.80
5	12	7		22.40	22.58	22.71
5	12	13		22.38	22.51	22.75
5	25	0		22.53	22.57	22.63

ERP/EIRP

LTE Band 2 (G_T - L_C = 0 dB) QPSK									
Bandwidth	**1.4M**			**3M**			**5M**		
Channel	**18607**	**18900**	**19193**	**18615**	**18900**	**19185**	**18625**	**18900**	**19175**
	(Low)	**(Mid)**	**(High)**	**(Low)**	**(Mid)**	**(High)**	**(Low)**	**(Mid)**	**(High)**
Frequency (MHz)	**1850.7**	**1880**	**1909.3**	**1851.5**	**1880**	**1908.5**	**1852.5**	**1880**	**1907.5**
Conducted Power (dBm)	21.90	22.10	22.14	22.06	22.03	22.09	22.07	22.08	22.23
Conducted Power (Watts)	0.1549	0.1622	0.1637	0.1607	0.1596	0.1618	0.1611	0.1614	0.1671
EIRP(dBm)	21.90	22.10	22.14	22.06	22.03	22.09	22.07	22.08	22.23
EIRP(Watts)	0.1549	0.1622	0.1637	0.1607	0.1596	0.1618	0.1611	0.1614	0.1671

LTE Band 2 (G_T - L_C = 0 dB) QPSK									
Bandwidth	**10M**			**15M**			**20M**		
Channel	**18650**	**18900**	**19150**	**18675**	**18900**	**19125**	**18650**	**18900**	**19100**
	(Low)	**(Mid)**	**(High)**	**(Low)**	**(Mid)**	**(High)**	**(Low)**	**(Mid)**	**(High)**
Frequency (MHz)	**1855**	**1880**	**1905**	**1857.5**	**1880**	**1902.5**	**1860**	**1880**	**1900**
Conducted Power (dBm)	22.16	22.29	22.25	22.54	22.45	22.47	22.40	22.31	22.43
Conducted Power (Watts)	0.1644	0.1694	0.1679	0.1795	0.1758	0.1766	0.1738	0.1702	0.1750
EIRP(dBm)	22.16	22.29	22.25	22.54	22.45	22.47	22.40	22.31	22.43
EIRP(Watts)	0.1644	0.1694	0.1679	0.1795	0.1758	0.1766	0.1738	0.1702	0.1750

LTE Band 2 (G_T - L_C = 0 dB) 16QAM									
Bandwidth	**1.4M**			**3M**			**5M**		
Channel	**18607**	**18900**	**19193**	**18615**	**18900**	**19185**	**18625**	**18900**	**19175**
	(Low)	**(Mid)**	**(High)**	**(Low)**	**(Mid)**	**(High)**	**(Low)**	**(Mid)**	**(High)**
Frequency (MHz)	**1850.7**	**1880**	**1909.3**	**1851.5**	**1880**	**1908.5**	**1852.5**	**1880**	**1907.5**
Conducted Power (dBm)	21.23	21.32	21.29	21.38	21.32	21.35	21.39	21.41	21.54
Conducted Power (Watts)	0.1327	0.1355	0.1346	0.1374	0.1355	0.1365	0.1377	0.1384	0.1426
EIRP(dBm)	21.23	21.32	21.29	21.38	21.32	21.35	21.39	21.41	21.54
EIRP(Watts)	0.1327	0.1355	0.1346	0.1374	0.1355	0.1365	0.1377	0.1384	0.1426

LTE Band 2 (G_T - L_C = 0 dB) 16QAM									
Bandwidth	**10M**			**15M**			**20M**		
Channel	**18650**	**18900**	**19150**	**18675**	**18900**	**19125**	**18650**	**18900**	**19100**
	(Low)	**(Mid)**	**(High)**	**(Low)**	**(Mid)**	**(High)**	**(Low)**	**(Mid)**	**(High)**
Frequency (MHz)	**1855**	**1880**	**1905**	**1857.5**	**1880**	**1902.5**	**1860**	**1880**	**1900**
Conducted Power (dBm)	21.59	21.59	21.51	21.80	21.63	21.51	21.90	21.65	21.85
Conducted Power (Watts)	0.1442	0.1442	0.1416	0.1514	0.1455	0.1416	0.1549	0.1462	0.1531
EIRP(dBm)	21.59	21.59	21.51	21.80	21.63	21.51	21.90	21.65	21.85
EIRP(Watts)	0.1442	0.1442	0.1416	0.1514	0.1455	0.1416	0.1549	0.1462	0.1531

LTE Band 4 (G_T - L_C = 2.00 dB) QPSK									
Bandwidth	**1.4M**			**3M**			**5M**		
Channel	**19957**	**20175**	**20393**	**19965**	**20175**	**20385**	**19975**	**20175**	**20375**
	(Low)	**(Mid)**	**(High)**	**(Low)**	**(Mid)**	**(High)**	**(Low)**	**(Mid)**	**(High)**
Frequency (MHz)	**1710.7**	**1732.5**	**1754.3**	**1711.5**	**1732.5**	**1753.5**	**1712.5**	**1732.5**	**1752.5**
Conducted Power (dBm)	22.41	22.69	22.41	22.47	22.56	22.46	22.58	22.64	22.69
Conducted Power (Watts)	0.1742	0.1858	0.1742	0.1766	0.1803	0.1762	0.1811	0.1837	0.1858
EIRP(dBm)	24.41	24.69	24.41	24.47	24.56	24.46	24.58	24.64	24.69
EIRP(Watts)	0.2761	0.2944	0.2761	0.2799	0.2858	0.2793	0.2871	0.2911	0.2944

LTE Band 4 (G_T - L_C = 2.00 dB) QPSK									
Bandwidth	**10M**			**15M**			**20M**		
Channel	**20000**	**20175**	**20350**	**20025**	**20175**	**20325**	**20050**	**20175**	**20300**
	(Low)	**(Mid)**	**(High)**	**(Low)**	**(Mid)**	**(High)**	**(Low)**	**(Mid)**	**(High)**
Frequency (MHz)	**1715**	**1732.5**	**1750**	**1717.5**	**1732.5**	**1747.5**	**1720**	**1732.5**	**1745**
Conducted Power (dBm)	22.97	22.93	22.97	22.86	22.60	22.62	22.75	22.61	22.67
Conducted Power (Watts)	0.1982	0.1963	0.1982	0.1932	0.1820	0.1828	0.1884	0.1824	0.1849
EIRP(dBm)	24.97	24.93	24.97	24.86	24.60	24.62	24.75	24.61	24.67
EIRP(Watts)	0.3141	0.3112	0.3141	0.3062	0.2884	0.2897	0.2985	0.2891	0.2931

LTE Band 4 (G_T - L_C = 2.00 dB) 16QAM									
Bandwidth	**1.4M**			**3M**			**5M**		
Channel	**19957**	**20175**	**20393**	**19965**	**20175**	**20385**	**19975**	**20175**	**20375**
	(Low)	**(Mid)**	**(High)**	**(Low)**	**(Mid)**	**(High)**	**(Low)**	**(Mid)**	**(High)**
Frequency (MHz)	**1710.7**	**1732.5**	**1754.3**	**1711.5**	**1732.5**	**1753.5**	**1712.5**	**1732.5**	**1752.5**
Conducted Power (dBm)	21.62	22.04	22.17	22.09	21.61	21.57	22.02	22.03	21.83
Conducted Power (Watts)	0.1452	0.1600	0.1648	0.1618	0.1449	0.1435	0.1592	0.1596	0.1524
EIRP(dBm)	23.62	24.04	24.17	24.09	23.61	23.57	24.02	24.03	23.83
EIRP(Watts)	0.2301	0.2535	0.2612	0.2564	0.2296	0.2275	0.2523	0.2529	0.2415

LTE Band 4 (G_T - L_C =2.00 dB) 16QAM									
Bandwidth	**10M**			**15M**			**20M**		
Channel	**20000**	**20175**	**20350**	**20025**	**20175**	**20325**	**20050**	**20175**	**20300**
	(Low)	**(Mid)**	**(High)**	**(Low)**	**(Mid)**	**(High)**	**(Low)**	**(Mid)**	**(High)**
Frequency (MHz)	**1715**	**1732.5**	**1750**	**1717.5**	**1732.5**	**1747.5**	**1720**	**1732.5**	**1745**
Conducted Power (dBm)	21.92	21.88	22.01	21.70	21.97	22.06	21.68	21.80	21.72
Conducted Power (Watts)	0.1556	0.1542	0.1589	0.1479	0.1574	0.1607	0.1472	0.1514	0.1486
EIRP(dBm)	23.92	23.88	24.01	23.70	23.97	24.06	23.68	23.80	23.72
EIRP(Watts)	0.2466	0.2443	0.2518	0.2344	0.2495	0.2547	0.2333	0.2399	0.2355

LTE Band 5 (G_T - L_C =-1.50 dB) QPSK									
Bandwidth	**1.4M**			**3M**			**5M**		
Channel	**20407**	**20525**	**20643**	**20415**	**20525**	**20635**	**20425**	**20525**	**20625**
	(Low)	**(Mid)**	**(High)**	**(Low)**	**(Mid)**	**(High)**	**(Low)**	**(Mid)**	**(High)**
Frequency (MHz)	**824.7**	**836.5**	**848.3**	**825.5**	**836.5**	**847.5**	**826.5**	**836.5**	**846.5**
Conducted Power (dBm)	22.51	22.54	22.62	22.41	22.49	22.73	22.55	22.51	22.58
Conducted Power (Watts)	0.1782	0.1795	0.1828	0.1742	0.1774	0.1875	0.1799	0.1782	0.1811
ERP(dBm)	18.86	18.89	18.97	18.76	18.84	19.08	18.90	18.86	18.93
ERP(Watts)	0.0769	0.0774	0.0789	0.0752	0.0766	0.0809	0.0776	0.0769	0.0782

LTE Band 5 (G_T - L_C = -1.50 dB) QPSK			
Bandwidth	**10M**		
Channel	**20450**	**20525**	**20600**
	(Low)	**(Mid)**	**(High)**
Frequency (MHz)	**829**	**836.5**	**844**
Conducted Power (dBm)	22.79	22.70	22.96
Conducted Power (Watts)	0.1901	0.1862	0.1977
ERP(dBm)	19.14	19.05	19.31
ERP(Watts)	0.0820	0.0804	0.0853

LTE Band 5 (G_T - L_C =-1.50 dB) 16QAM									
Bandwidth	**1.4M**			**3M**			**5M**		
Channel	**20407**	**20525**	**20643**	**20415**	**20525**	**20635**	**20425**	**20525**	**20625**
	(Low)	**(Mid)**	**(High)**	**(Low)**	**(Mid)**	**(High)**	**(Low)**	**(Mid)**	**(High)**
Frequency (MHz)	**824.7**	**836.5**	**848.3**	**825.5**	**836.5**	**847.5**	**826.5**	**836.5**	**846.5**
Conducted Power (dBm)	21.80	21.79	22.05	21.79	21.68	22.05	22.00	21.91	21.98
Conducted Power (Watts)	0.1514	0.1510	0.1603	0.1510	0.1472	0.1603	0.1585	0.1552	0.1578
ERP(dBm)	18.15	18.14	18.40	18.14	18.03	18.40	18.35	18.26	18.33
ERP(Watts)	0.0653	0.0652	0.0692	0.0652	0.0635	0.0692	0.0684	0.0670	0.0681

LTE Band 5 (G_T - L_C = -1.50 dB) 16QAM			
Bandwidth	**10M**		
Channel	**20450**	**20525**	**20600**
	(Low)	**(Mid)**	**(High)**
Frequency (MHz)	**829**	**836.5**	**844**
Conducted Power (dBm)	22.21	22.27	22.14
Conducted Power (Watts)	0.1663	0.1687	0.1637
ERP(dBm)	18.56	18.62	18.49
ERP(Watts)	0.0718	0.0728	0.0706

LTE Band 7 (G_T - L_C = 0 dB) QPSK									
Bandwidth	**5M**			**10M**			**15M**		
Channel	**20775**	**21100**	**21425**	**20800**	**21100**	**21400**	**20825**	**21100**	**21375**
	(Low)	**(Mid)**	**(High)**	**(Low)**	**(Mid)**	**(High)**	**(Low)**	**(Mid)**	**(High)**
Frequency (MHz)	**2502.5**	**2535**	**2567.5**	**2505**	**2535**	**2565**	**2507.5**	**2535**	**2562.5**
Conducted Power (dBm)	21.27	21.27	21.36	21.56	21.43	21.60	21.27	21.21	21.22
Conducted Power (Watts)	0.1340	0.1340	0.1368	0.1432	0.1390	0.1445	0.1340	0.1321	0.1324
EIRP(dBm)	21.27	21.27	21.36	21.56	21.43	21.60	21.27	21.21	21.22
EIRP(Watts)	0.1340	0.1340	0.1368	0.1432	0.1390	0.1445	0.1340	0.1321	0.1324

LTE Band 7 (G_T - L_C = 0 dB) QPSK			
Bandwidth	**20M**		
Channel	**20850**	**21100**	**21350**
	(Low)	**(Mid)**	**(High)**
Frequency (MHz)	**2510**	**2535**	**2560**
Conducted Power (dBm)	21.47	21.25	21.32
Conducted Power (Watts)	0.1403	0.1334	0.1355
EIRP(dBm)	21.47	21.25	21.32
EIRP(Watts)	0.1403	0.1334	0.1355

LTE Band 7 (G_T - L_C = 0 dB) 16QAM									
Bandwidth	**5M**			**10M**			**15M**		
Channel	**20775**	**21100**	**21425**	**20800**	**21100**	**21400**	**20825**	**21100**	**21375**
	(Low)	**(Mid)**	**(High)**	**(Low)**	**(Mid)**	**(High)**	**(Low)**	**(Mid)**	**(High)**
Frequency (MHz)	**2502.5**	**2535**	**2567.5**	**2505**	**2535**	**2565**	**2507.5**	**2535**	**2562.5**
Conducted Power (dBm)	20.48	20.44	20.59	20.69	20.69	20.77	20.57	20.40	20.44
Conducted Power (Watts)	0.1117	0.1107	0.1146	0.1172	0.1172	0.1194	0.1140	0.1096	0.1107
EIRP(dBm)	20.48	20.44	20.59	20.69	20.69	20.77	20.57	20.40	20.44
EIRP(Watts)	0.1117	0.1107	0.1146	0.1172	0.1172	0.1194	0.1140	0.1096	0.1107

LTE Band 7 (G_T - L_C = 0 dB) 16QAM			
Bandwidth	**20M**		
Channel	**20850**	**21100**	**21350**
	(Low)	**(Mid)**	**(High)**
Frequency (MHz)	**2510**	**2535**	**2560**
Conducted Power (dBm)	20.66	20.46	20.55
Conducted Power (Watts)	0.1164	0.1112	0.1135
EIRP(dBm)	20.66	20.46	20.55
EIRP(Watts)	0.1164	0.1112	0.1135

LTE Band 12 (G_T - L_C = -4.00 dB) QPSK									
Bandwidth	**1.4M**			**3M**			**5M**		
Channel	**23017**	**23095**	**23173**	**23025**	**23095**	**23165**	**23035**	**23095**	**23155**
	(Low)	**(Mid)**	**(High)**	**(Low)**	**(Mid)**	**(High)**	**(Low)**	**(Mid)**	**(High)**
Frequency (MHz)	**699.7**	**707.5**	**715.3**	**700.5**	**707.5**	**714.5**	**701.5**	**707.5**	**713.5**
Conducted Power (dBm)	22.64	22.79	22.41	22.60	22.74	22.64	22.74	22.73	22.71
Conducted Power (Watts)	0.1837	0.1901	0.1742	0.1820	0.1879	0.1837	0.1879	0.1875	0.1866
ERP(dBm)	16.49	16.64	16.26	16.45	16.59	16.49	16.59	16.58	16.56
ERP(Watts)	0.0446	0.0461	0.0423	0.0442	0.0456	0.0446	0.0456	0.0455	0.0453

LTE Band 12 (G_T - L_C = -4.00 dB) QPSK			
Bandwidth	**10M**		
Channel	**23060**	**23095**	**23130**
	(Low)	**(Mid)**	**(High)**
Frequency (MHz)	**704**	**707.5**	**711**
Conducted Power (dBm)	22.73	22.81	22.72
Conducted Power (Watts)	0.1875	0.1910	0.1871
ERP(dBm)	16.58	16.66	16.57
ERP(Watts)	0.0455	0.0463	0.0454

LTE Band 12 (G_T - L_C = -4.00 dB) 16QAM									
Bandwidth	**1.4M**			**3M**			**5M**		
Channel	**23017**	**23095**	**23173**	**23025**	**23095**	**23165**	**23035**	**23095**	**23155**
	(Low)	**(Mid)**	**(High)**	**(Low)**	**(Mid)**	**(High)**	**(Low)**	**(Mid)**	**(High)**
Frequency (MHz)	**699.7**	**707.5**	**715.3**	**700.5**	**707.5**	**714.5**	**701.5**	**707.5**	**713.5**
Conducted Power (dBm)	21.91	21.96	21.78	21.96	22.03	21.66	21.98	21.96	21.92
Conducted Power (Watts)	0.1552	0.1570	0.1507	0.1570	0.1596	0.1466	0.1578	0.1570	0.1556
ERP(dBm)	15.76	15.81	15.63	15.81	15.88	15.51	15.83	15.81	15.77
ERP(Watts)	0.0377	0.0381	0.0366	0.0381	0.0387	0.0356	0.0383	0.0381	0.0378

LTE Band 12 (G_T - L_C =-4.00 dB) 16QAM			
Bandwidth	**10M**		
Channel	**23060**	**23095**	**23130**
	(Low)	**(Mid)**	**(High)**
Frequency (MHz)	**704**	**707.5**	**711**
Conducted Power (dBm)	21.55	21.94	21.89
Conducted Power (Watts)	0.1429	0.1563	0.1545
ERP(dBm)	15.40	15.79	15.74
ERP(Watts)	0.0347	0.0379	0.0375

LTE Band 25 (G_T - L_C = 0 dB) QPSK									
Bandwidth	**1.4M**			**3M**			**5M**		
Channel	**26407**	**26340**	**26683**	**26055**	**26340**	**26675**	**26065**	**26340**	**26665**
	(Low)	**(Mid)**	**(High)**	**(Low)**	**(Mid)**	**(High)**	**(Low)**	**(Mid)**	**(High)**
Frequency (MHz)	**1850.7**	**1880**	**1914.3**	**1851.5**	**1880**	**1913.5**	**1852.5**	**1880**	**1912.5**
Conducted Power (dBm)	22.07	22.02	22.22	22.07	21.99	22.26	22.12	22.04	22.44
Conducted Power (Watts)	0.1611	0.1592	0.1667	0.1611	0.1581	0.1683	0.1629	0.1600	0.1754
EIRP(dBm)	22.07	22.02	22.22	22.07	21.99	22.26	22.12	22.04	22.44
EIRP(Watts)	0.1611	0.1592	0.1667	0.1611	0.1581	0.1683	0.1629	0.1600	0.1754

LTE Band 25 (G_T - L_C = 0 dB) QPSK									
Bandwidth	**10M**			**15M**			**20M**		
Channel	**26090**	**26340**	**26640**	**26115**	**26340**	**26615**	**26140**	**26340**	**26590**
	(Low)	**(Mid)**	**(High)**	**(Low)**	**(Mid)**	**(High)**	**(Low)**	**(Mid)**	**(High)**
Frequency (MHz)	**1855**	**1880**	**1910**	**1857.5**	**1880**	**1907.5**	**1860**	**1880**	**1905**
Conducted Power (dBm)	22.10	22.22	22.56	22.14	22.37	22.19	22.17	22.06	22.38
Conducted Power (Watts)	0.1622	0.1667	0.1803	0.1637	0.1726	0.1656	0.1648	0.1607	0.1730
EIRP(dBm)	22.10	22.22	22.56	22.14	22.37	22.19	22.17	22.06	22.38
EIRP(Watts)	0.1622	0.1667	0.1803	0.1637	0.1726	0.1656	0.1648	0.1607	0.1730

LTE Band 25 (G_T - L_C = 0 dB) 16QAM									
Bandwidth	**1.4M**			**3M**			**5M**		
Channel	**26407**	**26340**	**26683**	**26055**	**26340**	**26675**	**26065**	**26340**	**26665**
	(Low)	**(Mid)**	**(High)**	**(Low)**	**(Mid)**	**(High)**	**(Low)**	**(Mid)**	**(High)**
Frequency (MHz)	**1850.7**	**1880**	**1914.3**	**1851.5**	**1880**	**1913.5**	**1852.5**	**1880**	**1912.5**
Conducted Power (dBm)	21.41	21.29	21.68	21.45	21.28	21.66	21.35	21.51	21.78
Conducted Power (Watts)	0.1384	0.1346	0.1472	0.1396	0.1343	0.1466	0.1365	0.1416	0.1507
EIRP(dBm)	21.41	21.29	21.68	21.45	21.28	21.66	21.35	21.51	21.78
EIRP(Watts)	0.1384	0.1346	0.1472	0.1396	0.1343	0.1466	0.1365	0.1416	0.1507

LTE Band 25 (G_T - L_C = 0 dB) 16QAM									
Bandwidth	**10M**			**15M**			**20M**		
Channel	**26090**	**26340**	**26640**	**26115**	**26340**	**26615**	**26140**	**26340**	**26590**
	(Low)	**(Mid)**	**(High)**	**(Low)**	**(Mid)**	**(High)**	**(Low)**	**(Mid)**	**(High)**
Frequency (MHz)	**1855**	**1880**	**1910**	**1857.5**	**1880**	**1907.5**	**1860**	**1880**	**1905**
Conducted Power (dBm)	21.59	21.57	21.69	21.54	21.53	21.70	21.44	21.54	21.57
Conducted Power (Watts)	0.1442	0.1435	0.1476	0.1426	0.1422	0.1479	0.1393	0.1426	0.1435
EIRP(dBm)	21.59	21.57	21.69	21.54	21.53	21.70	21.44	21.54	21.57
EIRP(Watts)	0.1442	0.1435	0.1476	0.1426	0.1422	0.1479	0.1393	0.1426	0.1435

LTE Band 26 (G_T - L_C = -1.50 dB) QPSK									
Bandwidth	**1.4M**			**3M**			**5M**		
Channel	**26797**	**26915**	**27033**	**26805**	**26915**	**27025**	**26815**	**26915**	**27015**
	(Low)	**(Mid)**	**(High)**	**(Low)**	**(Mid)**	**(High)**	**(Low)**	**(Mid)**	**(High)**
Frequency (MHz)	**824.7**	**836.5**	**848.3**	**825.5**	**836.5**	**847.5**	**826.5**	**836.5**	**846.5**
Conducted Power (dBm)	22.96	22.77	22.79	22.80	22.73	22.85	22.80	22.84	22.89
Conducted Power (Watts)	0.1977	0.1892	0.1901	0.1905	0.1875	0.1928	0.1905	0.1923	0.1945
ERP(dBm)	19.31	19.12	19.14	19.15	19.08	19.20	19.15	19.19	19.24
ERP(Watts)	0.0853	0.0817	0.0820	0.0822	0.0809	0.0832	0.0822	0.0830	0.0839

LTE Band 26 (G_T - L_C = -1.50 dB) QPSK							
Bandwidth	**10M**			**15M**			
Channel	**26840**	**26915**	**26990**	**26765**	**26865**	**26915**	**26965**
	(Low)	**(Mid)**	**(High)**	**(Low)**	**(Low)**	**(Mid)**	**(High)**
Frequency (MHz)	**829**	**836.5**	**844**	**821.5**	**831.5**	**836.5**	**841.5**
Conducted Power (dBm)	23.06	23.16	23.11	23.25	22.47	23.50	23.60
Conducted Power (Watts)	0.2023	0.2070	0.2046	0.2113	0.1766	0.2239	0.2291
ERP(dBm)	19.41	19.51	19.46	19.60	18.82	19.85	19.95
ERP(Watts)	0.0873	0.0893	0.0883	0.0912	0.0762	0.0966	0.0989

LTE Band 26 (G_T - L_C = -1.50 dB) 16QAM									
Bandwidth	**1.4M**			**3M**			**5M**		
Channel	**26797**	**26915**	**27033**	**26805**	**26915**	**27025**	**26815**	**26915**	**27015**
	(Low)	**(Mid)**	**(High)**	**(Low)**	**(Mid)**	**(High)**	**(Low)**	**(Mid)**	**(High)**
Frequency (MHz)	**824.7**	**836.5**	**848.3**	**825.5**	**836.5**	**847.5**	**826.5**	**836.5**	**846.5**
Conducted Power (dBm)	22.13	22.07	22.12	22.15	22.29	22.13	22.31	22.15	22.18
Conducted Power (Watts)	0.1633	0.1611	0.1629	0.1641	0.1694	0.1633	0.1702	0.1641	0.1652
ERP(dBm)	18.48	18.42	18.47	18.50	18.64	18.48	18.66	18.50	18.53
ERP(Watts)	0.0705	0.0695	0.0703	0.0708	0.0731	0.0705	0.0735	0.0708	0.0713

LTE Band 26 (G_T - L_C = -1.50 dB) 16QAM							
Bandwidth	**10M**			**15M**			
Channel	**26840**	**26915**	**26990**	**26765**	**26865**	**26915**	**26965**
	(Low)	**(Mid)**	**(High)**	**(Low)**	**(Low)**	**(Mid)**	**(High)**
Frequency (MHz)	**829**	**836.5**	**844**	**821.5**	**831.5**	**836.5**	**841.5**
Conducted Power (dBm)	22.39	22.50	22.31	22.52	22.81	22.90	22.98
Conducted Power (Watts)	0.1734	0.1778	0.1722	0.1786	0.1910	0.1950	0.1986
ERP(dBm)	18.74	18.85	18.71	18.87	19.16	19.25	19.33
ERP(Watts)	0.0748	0.0767	0.0743	0.0771	0.0824	0.0841	0.0857

LTE Band 41 (G_T - L_C = 0 dB) QPSK									
Bandwidth	**5M**			**10M**			**15M**		
Channel	**39675**	**40620**	**41565**	**39700**	**40620**	**41540**	**39725**	**40620**	**41515**
	(Low)	**(Mid)**	**(High)**	**(Low)**	**(Mid)**	**(High)**	**(Low)**	**(Mid)**	**(High)**
Frequency (MHz)	**2498.5**	**2593**	**2687.5**	**2501**	**2593**	**2685**	**2503.5**	**2593**	**2682.5**
Conducted Power (dBm)	24.42	24.46	24.60	24.52	24.72	24.92	24.70	24.85	24.95
Conducted Power (Watts)	0.2767	0.2793	0.2884	0.2831	0.2965	0.3105	0.2951	0.3055	0.3126
EIRP(dBm)	24.42	24.46	24.60	24.52	24.72	24.92	24.70	24.85	24.95
EIRP(Watts)	0.2767	0.2793	0.2884	0.2831	0.2965	0.3105	0.2951	0.3055	0.3126

LTE Band 41 (G_T - L_C = 0 dB) QPSK			
Bandwidth	**20M**		
Channel	**39750**	**40620**	**41490**
	(Low)	**(Mid)**	**(High)**
Frequency (MHz)	**2506**	**2593**	**2680**
Conducted Power (dBm)	24.51	24.49	24.74
Conducted Power (Watts)	0.2825	0.2812	0.2979
EIRP(dBm)	24.51	24.49	24.74
EIRP(Watts)	0.2825	0.2812	0.2979

LTE Band 41 (G_T - L_C = 0 dB) 16QAM									
Bandwidth	**5M**			**10M**			**15M**		
Channel	**39675**	**40620**	**41565**	**39700**	**40620**	**41540**	**39725**	**40620**	**41515**
	(Low)	**(Mid)**	**(High)**	**(Low)**	**(Mid)**	**(High)**	**(Low)**	**(Mid)**	**(High)**
Frequency (MHz)	**2498.5**	**2593**	**2687.5**	**2501**	**2593**	**2685**	**2503.5**	**2593**	**2682.5**
Conducted Power (dBm)	23.56	23.63	23.93	23.93	23.97	23.85	23.96	23.78	23.98
Conducted Power (Watts)	0.2270	0.2307	0.2472	0.2472	0.2495	0.2427	0.2489	0.2388	0.2500
EIRP(dBm)	23.56	23.63	23.93	23.93	23.97	23.85	23.96	23.78	23.98
EIRP(Watts)	0.2270	0.2307	0.2472	0.2472	0.2495	0.2427	0.2489	0.2388	0.2500

LTE Band 41 (G_T - L_C = 0 dB) 16QAM			
Bandwidth	**20M**		
Channel	**39750**	**40620**	**41490**
	(Low)	**(Mid)**	**(High)**
Frequency (MHz)	**2506**	**2593**	**2680**
Conducted Power (dBm)	23.60	23.60	23.98
Conducted Power (Watts)	0.2291	0.2291	0.2500
EIRP(dBm)	23.60	23.60	23.98
EIRP(Watts)	0.2291	0.2291	0.2500

Peak-to-Average Ratio

Mode	LTE Band 2 / 20MHz				
Mod.	QPSK		16QAM		Limit: 13dB
RB Size	1RB	Full RB	1RB	Full RB	Result
Lowest CH	3.62	4.81	4.26	5.94	PASS
Middle CH	3.88	5.22	4.64	6.20	
Highest CH	3.80	5.07	4.49	6.03	

Mode	LTE Band 4 / 20MHz				
Mod.	QPSK		16QAM		Limit: 13dB
RB Size	1RB	Full RB	1RB	Full RB	Result
Lowest CH	3.16	4.06	3.54	4.99	PASS
Middle CH	2.96	4.49	3.62	5.39	
Highest CH	3.62	4.32	4.52	5.22	

Mode	LTE Band 5 / 10MHz				
Mod.	QPSK		16QAM		Limit: 13dB
RB Size	1RB	Full RB	1RB	Full RB	Result
Lowest CH	3.94	5.62	4.90	6.46	PASS
Middle CH	4.23	5.57	5.13	6.49	
Highest CH	3.97	5.51	4.41	6.38	

Mode	LTE Band 7 / 20MHz				
Mod.	QPSK		16QAM		Limit: 13dB
RB Size	1RB	Full RB	1RB	Full RB	Result
Lowest CH	3.28	4.75	3.97	5.68	PASS
Middle CH	3.54	4.81	4.09	5.83	
Highest CH	3.59	4.81	4.03	5.71	

Mode	LTE Band 12 / 10MHz				
Mod.	QPSK		16QAM		Limit: 13dB
RB Size	1RB	Full RB	1RB	Full RB	Result
Lowest CH	4.58	4.81	5.19	5.68	PASS
Middle CH	4.35	4.75	5.19	5.59	
Highest CH	4.09	4.70	4.93	5.68	

Mode	LTE Band 25 / 20MHz				
Mod.	QPSK		16QAM		Limit: 13dB
RB Size	1RB	Full RB	1RB	Full RB	Result
Lowest CH	-	-	-	-	PASS
Middle CH	-	-	-	-	
Highest CH	3.16	4.67	4.46	5.68	

Mode	LTE Band 26 / 15MHz				
Mod.	QPSK		16QAM		Limit: 13dB
RB Size	1RB	Full RB	1RB	Full RB	Result
Lowest CH	3.88	5.45	4.64	6.20	PASS
Middle CH	4.00	5.30	4.49	6.23	
Highest CH	3.94	5.30	4.43	6.14	

Mode	LTE Band 41 / 20MHz				
Mod.	QPSK		16QAM		Limit: 13dB
RB Size	1RB	Full RB	1RB	Full RB	Result
Lowest CH	6.46	4.96	6.26	5.74	PASS
Middle CH	6.23	5.01	6.09	5.80	
Highest CH	4.29	5.13	4.14	5.77	

LTE Band 2 / 20MHz / QPSK

Lowest Channel / 1RB

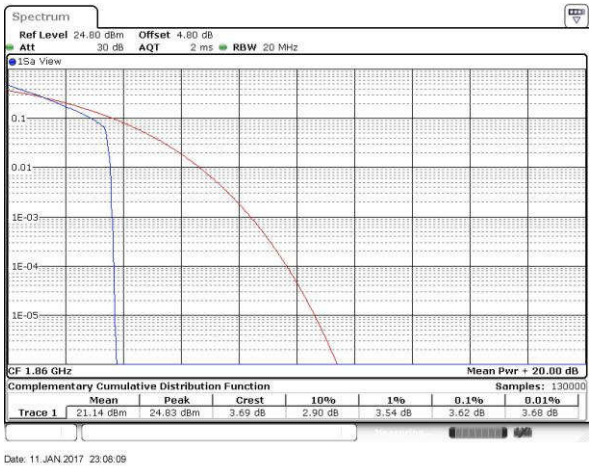

Lowest Channel / Full RB

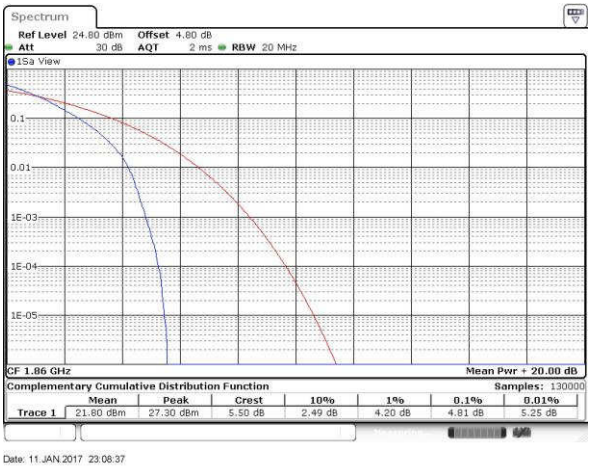

Middle Channel / 1RB

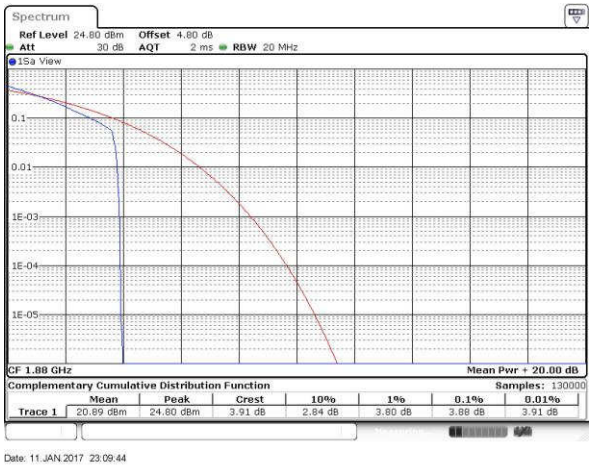

Middle Channel / Full RB

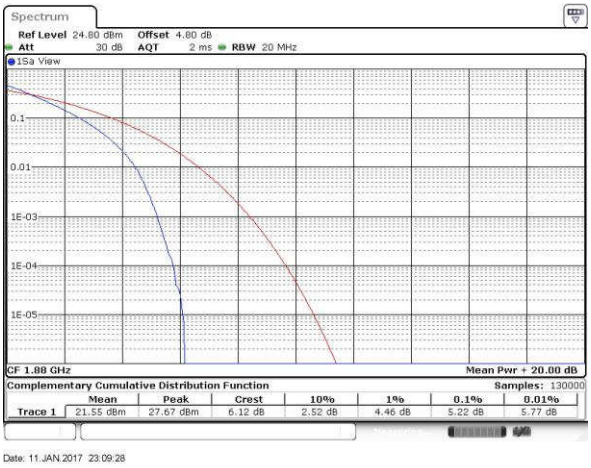

Highest Channel / 1RB

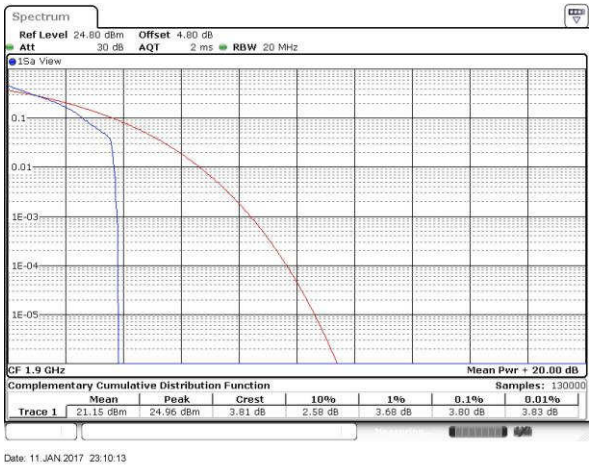

Highest Channel / Full RB

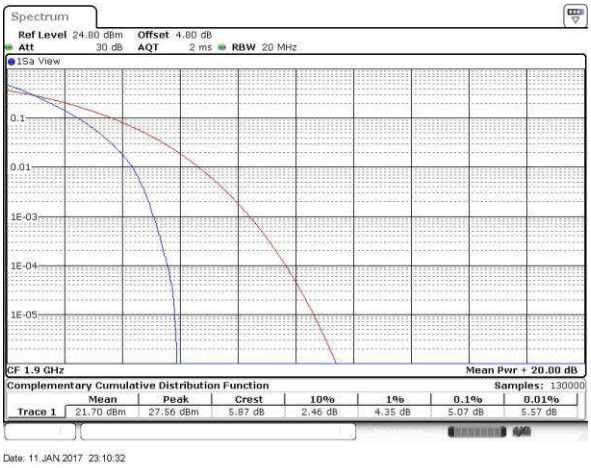

LTE Band 2 / 20MHz / 16QAM

Lowest Channel / 1RB

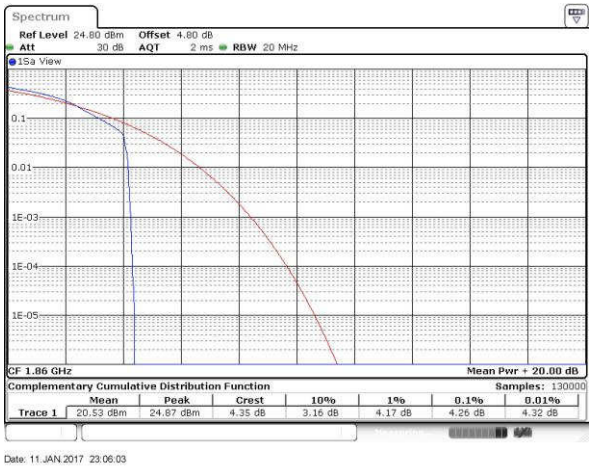

Lowest Channel / Full RB

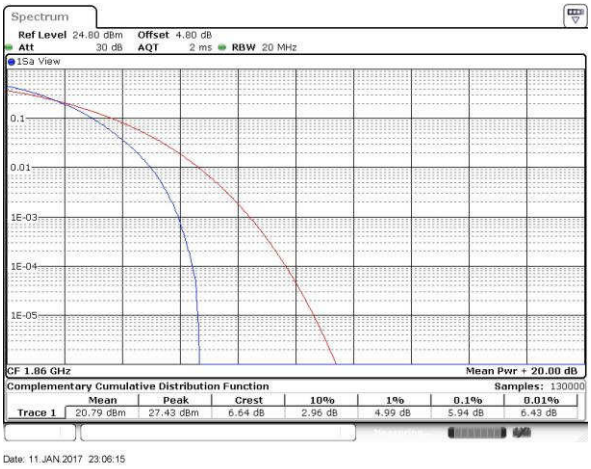

Middle Channel / 1RB

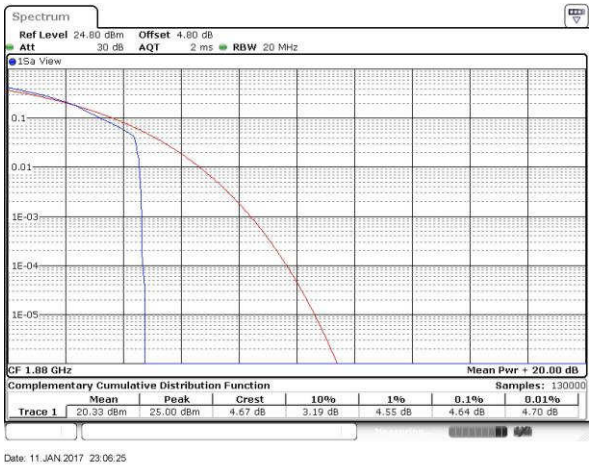

Middle Channel / Full RB

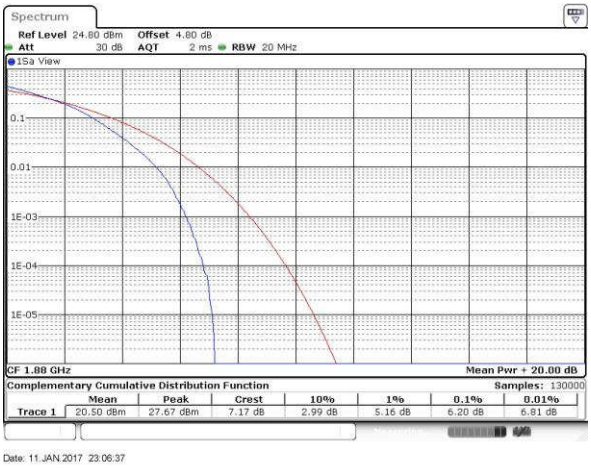

Highest Channel / 1RB

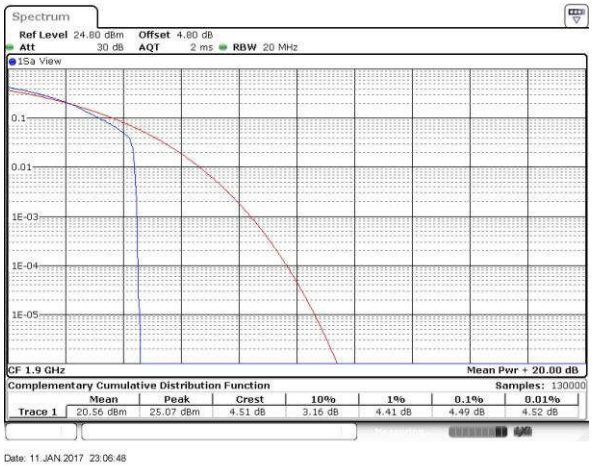

Highest Channel / Full RB

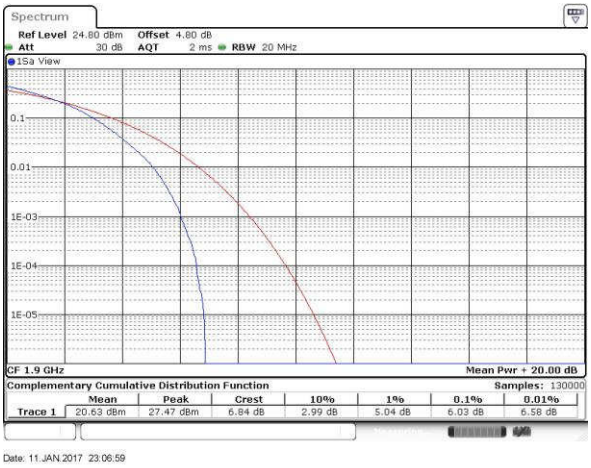

LTE Band 4 / 20MHz / QPSK

Lowest Channel / 1RB

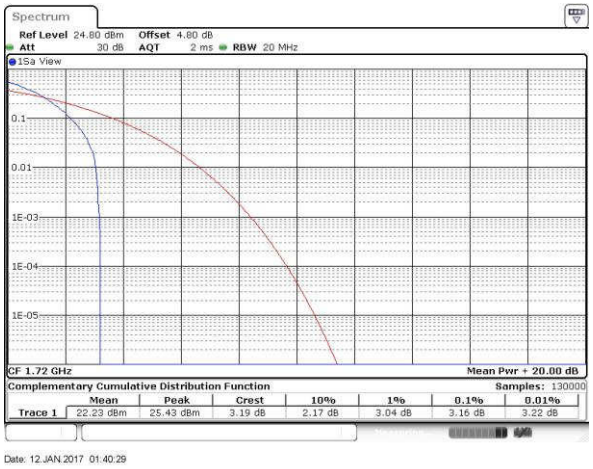

Lowest Channel / Full RB

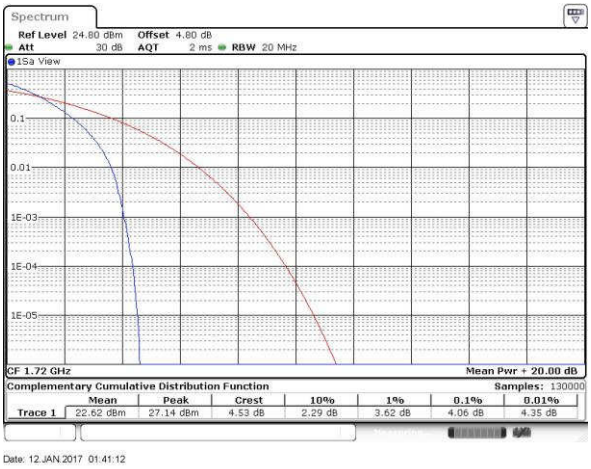

Middle Channel / 1RB

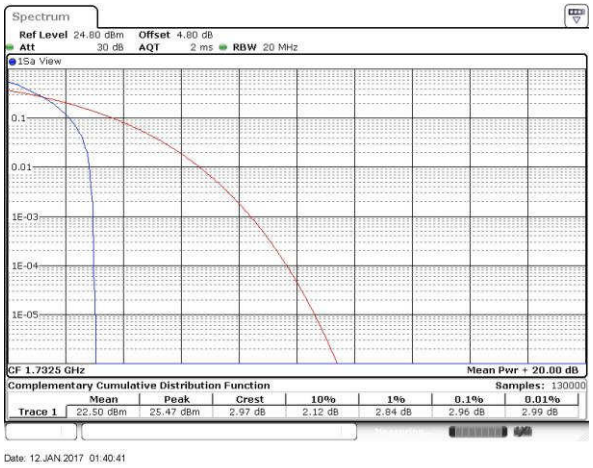

Middle Channel / Full RB

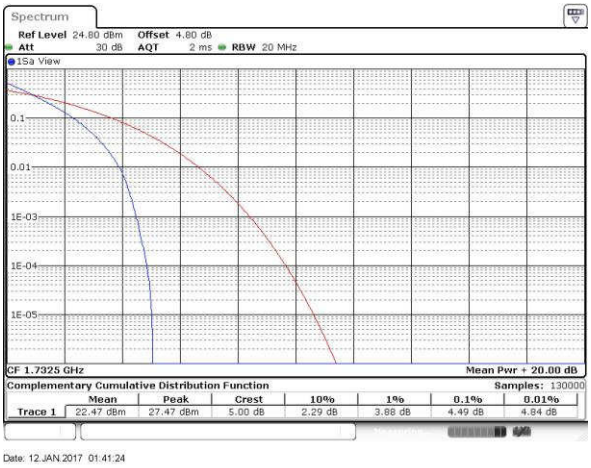

Highest Channel / 1RB

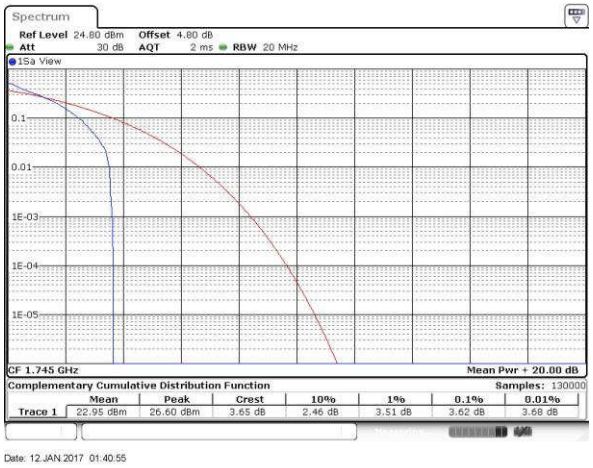

Highest Channel / Full RB

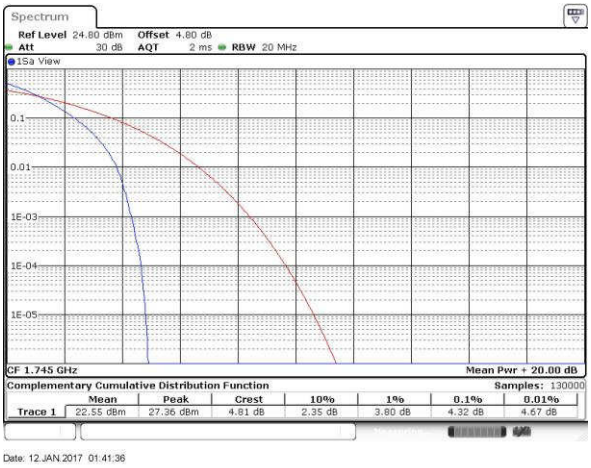

LTE Band 4 / 20MHz / 16QAM

Lowest Channel / 1RB

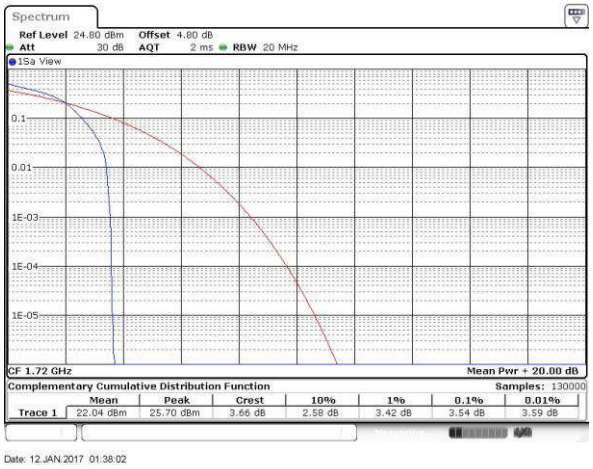

Lowest Channel / Full RB

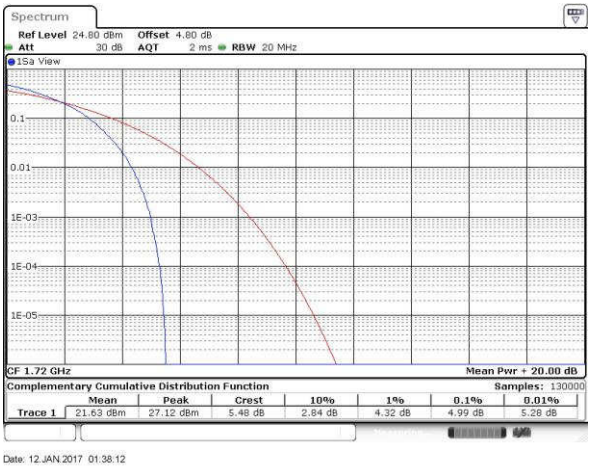

Middle Channel / 1RB

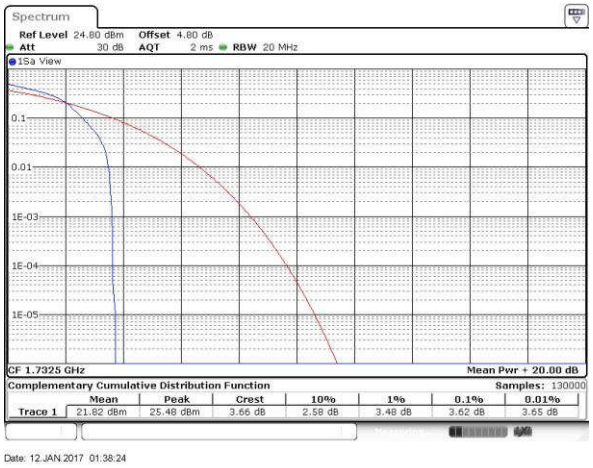

Middle Channel / Full RB

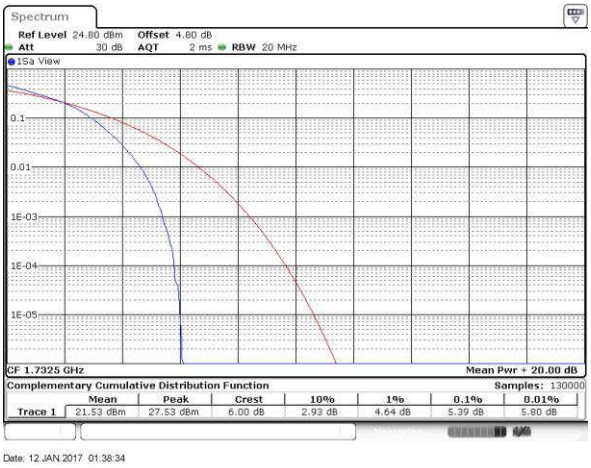

Highest Channel / 1RB

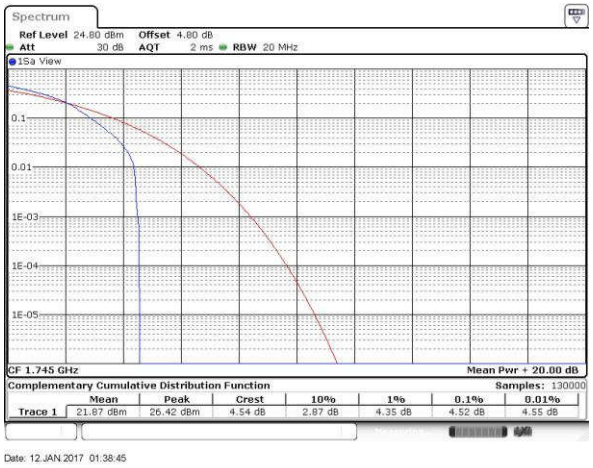

Highest Channel / Full RB

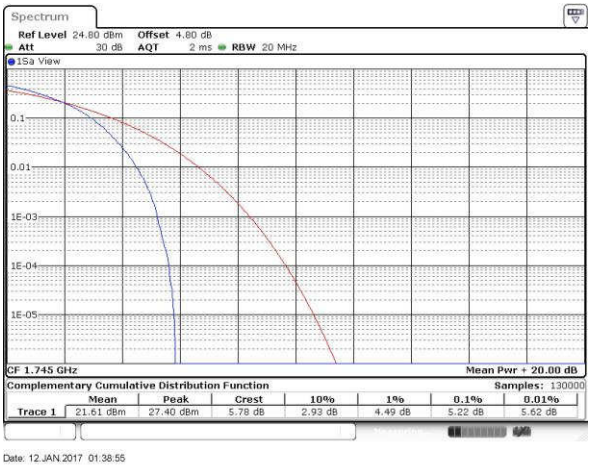

LTE Band 5 / 10MHz / QPSK

Lowest Channel / 1RB

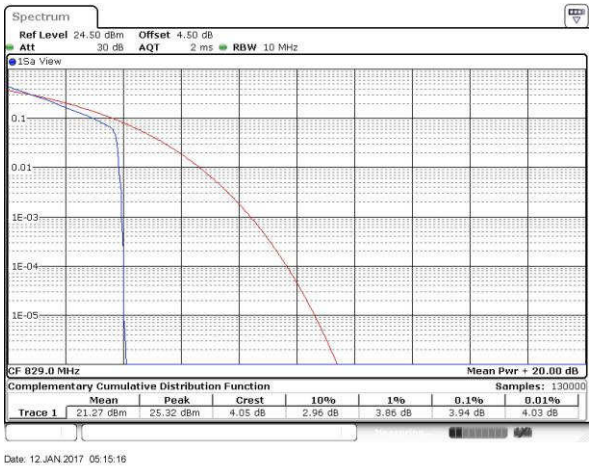

Lowest Channel / Full RB

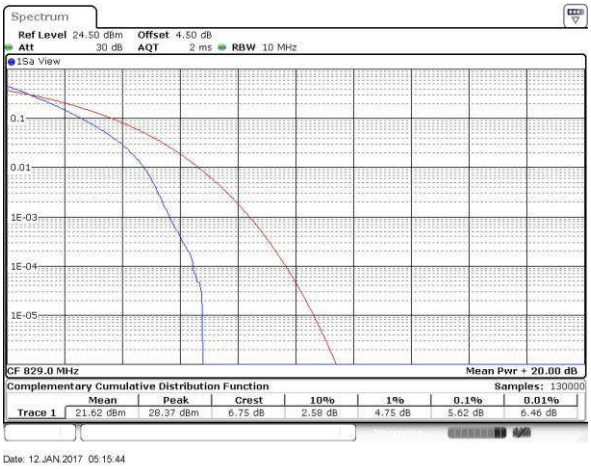

Middle Channel / 1RB

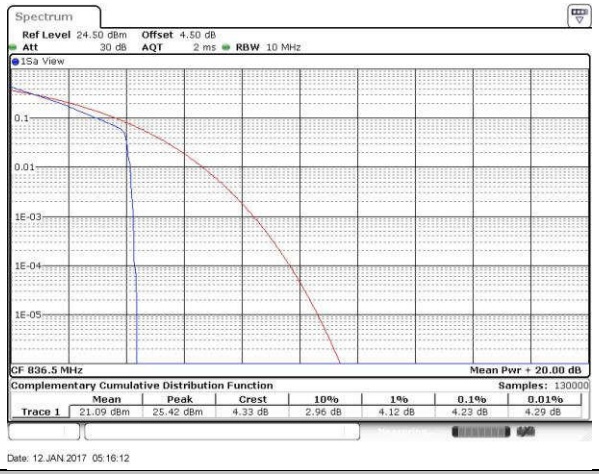

Middle Channel / Full RB

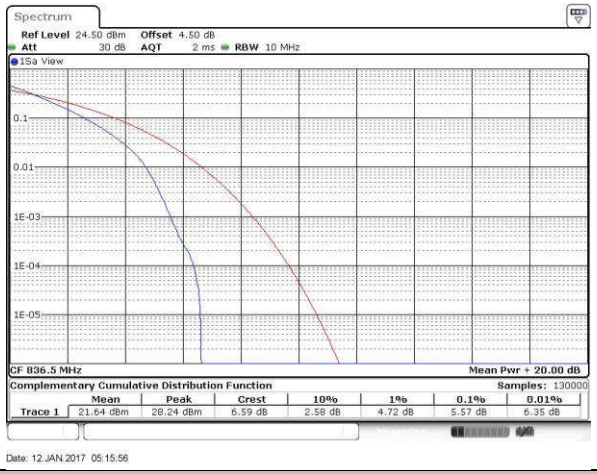

Highest Channel / 1RB

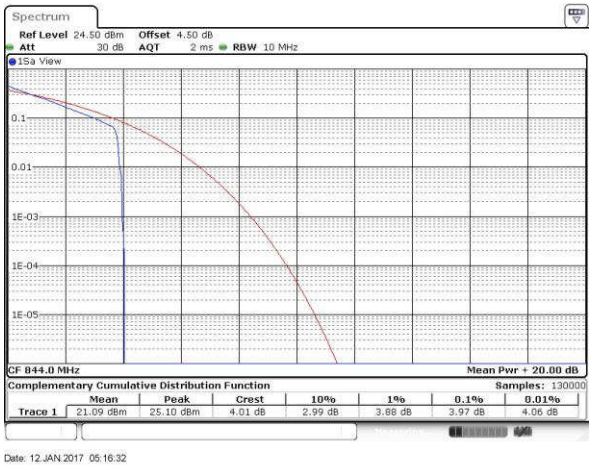

Highest Channel / Full RB

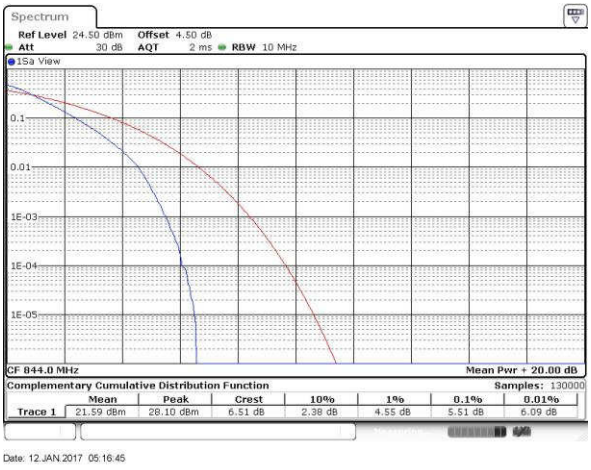

LTE Band 5 / 10MHz / 16QAM

Lowest Channel / 1RB

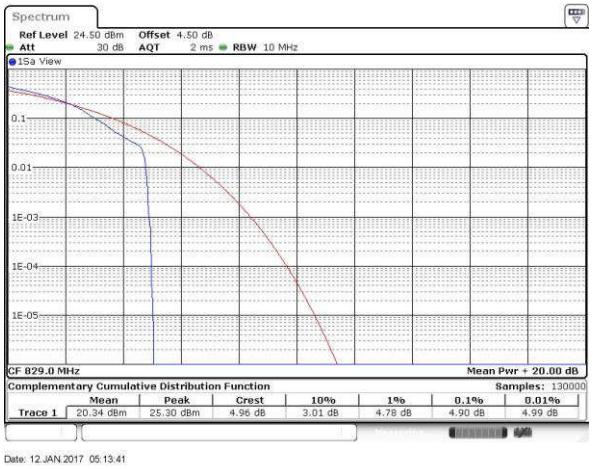

Lowest Channel / Full RB

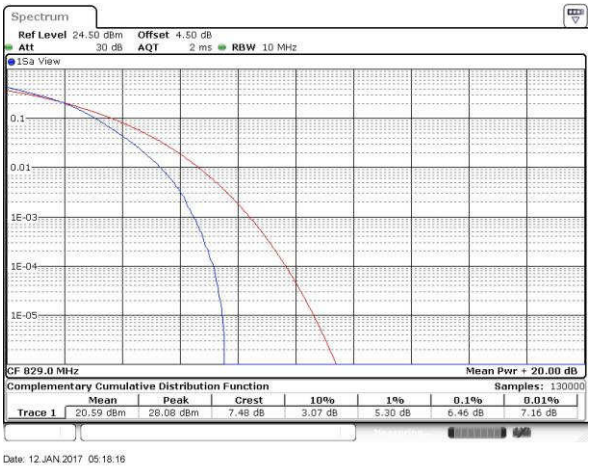

Middle Channel / 1RB

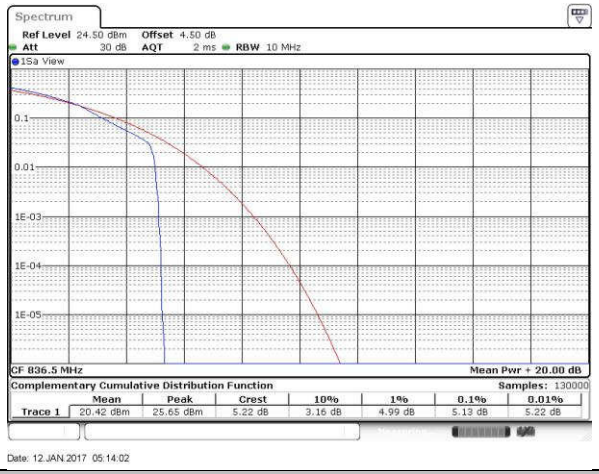

Middle Channel / Full RB

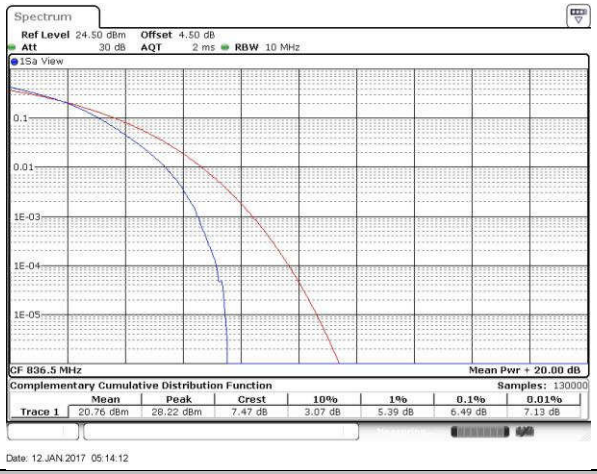

Highest Channel / 1RB

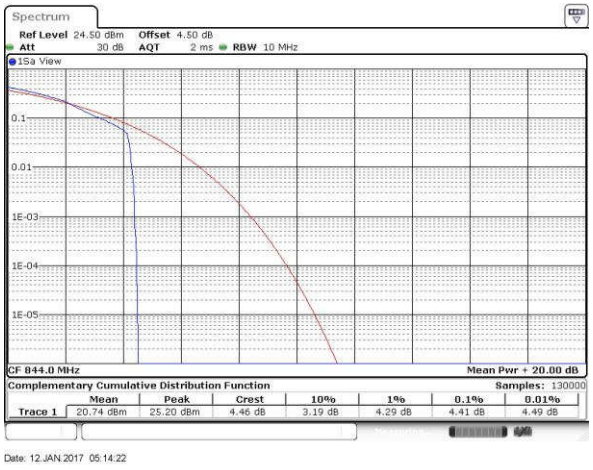

Highest Channel / Full RB

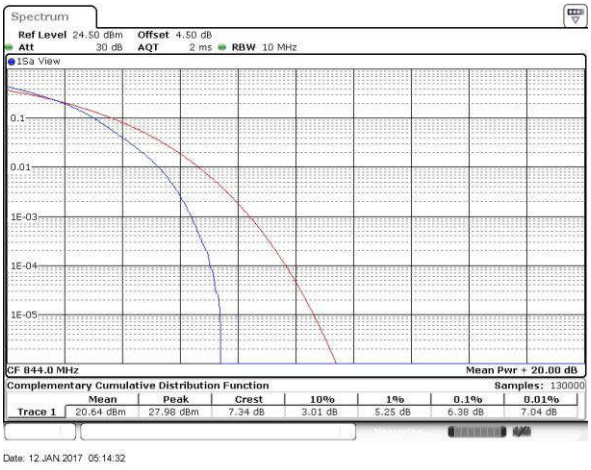

LTE Band 7 / 20MHz / QPSK

Lowest Channel / 1RB

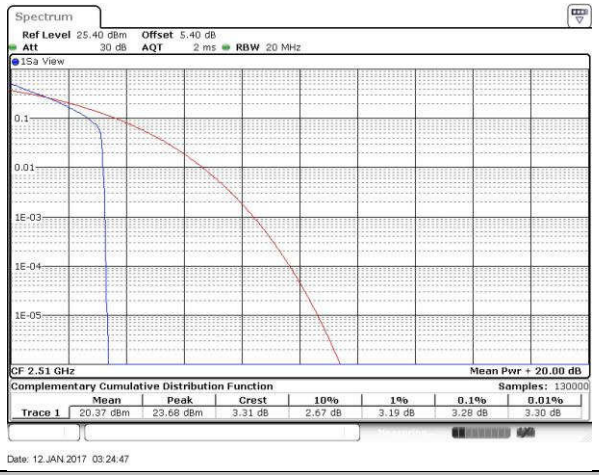

Lowest Channel / Full RB

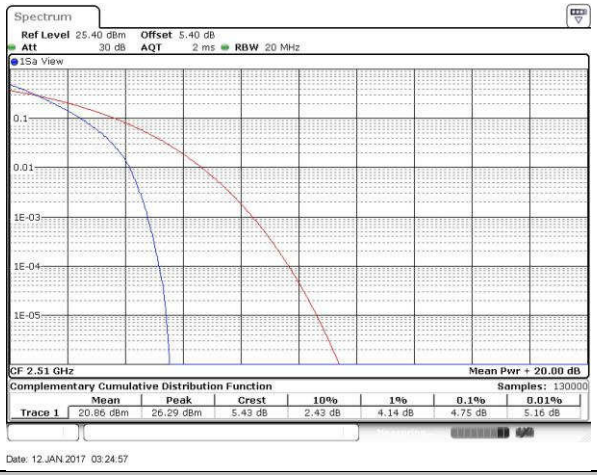

Middle Channel / 1RB

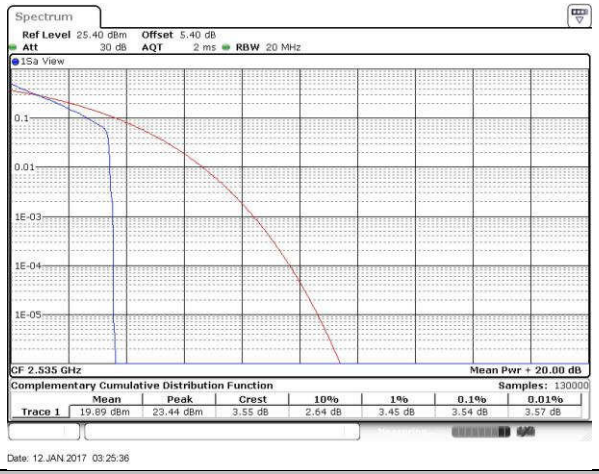

Middle Channel / Full RB

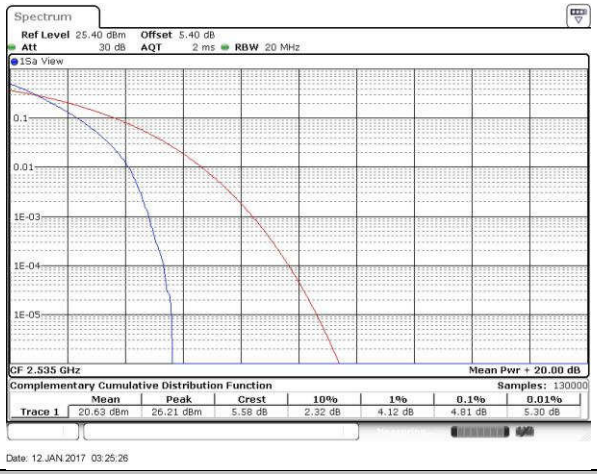

Highest Channel / 1RB

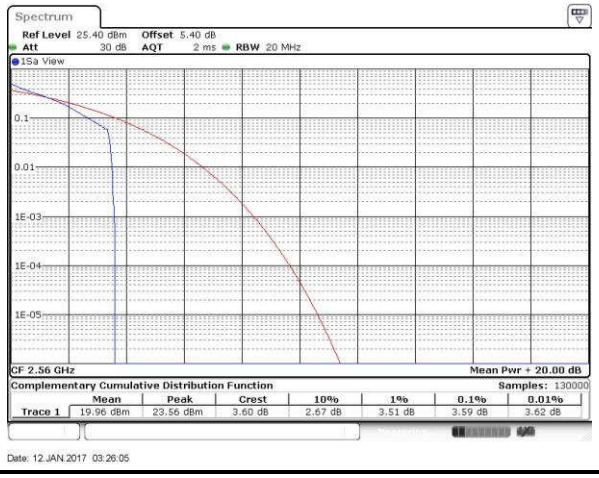

Highest Channel / Full RB

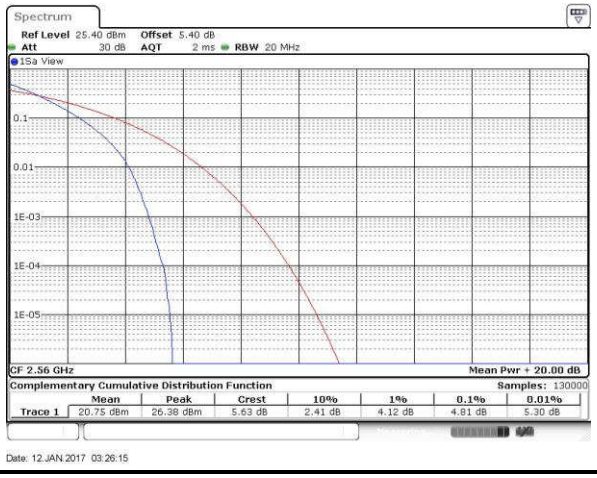

LTE Band 7 / 20MHz / 16QAM

Lowest Channel / 1RB

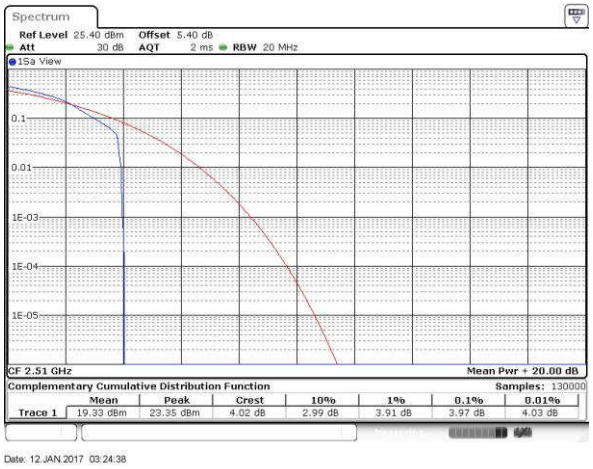

Lowest Channel / Full RB

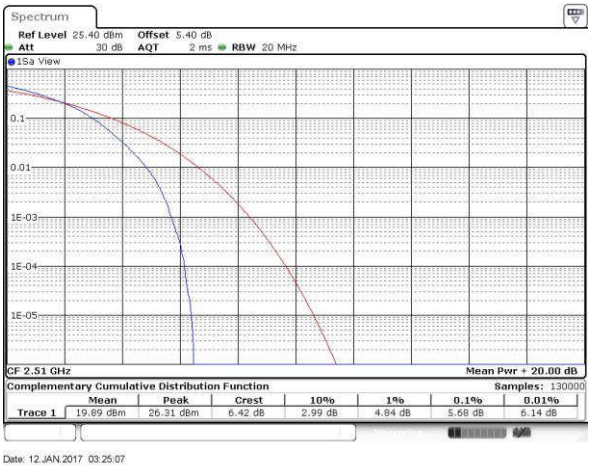

Middle Channel / 1RB

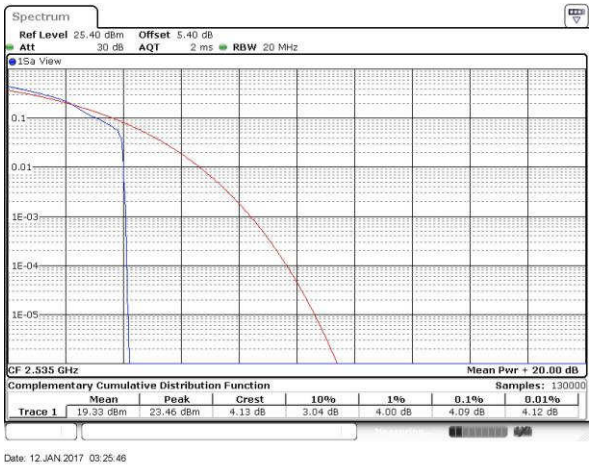

Middle Channel / Full RB

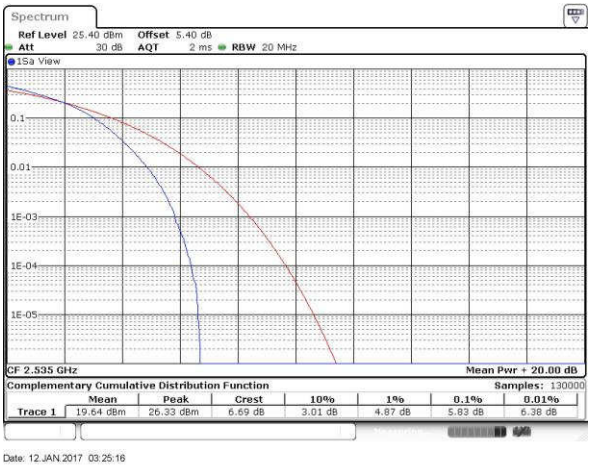

Highest Channel / 1RB

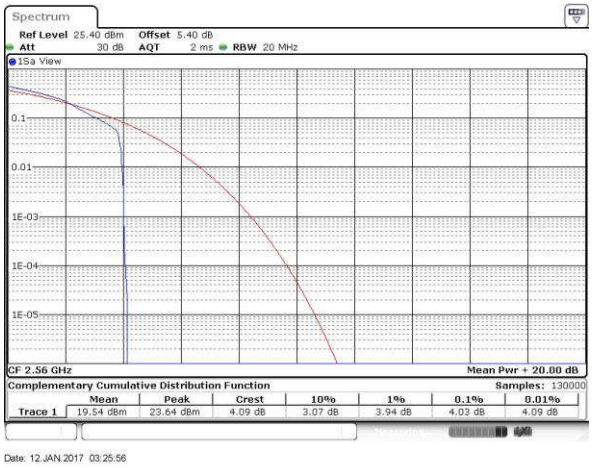

Highest Channel / Full RB

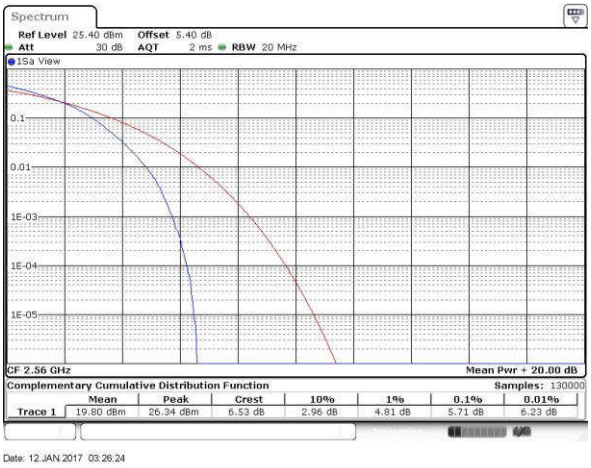

LTE Band 12 / 10MHz / QPSK

Lowest Channel / 1RB

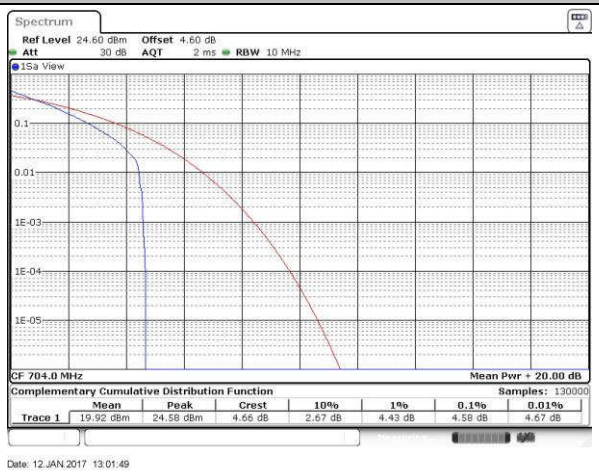

Lowest Channel / Full RB

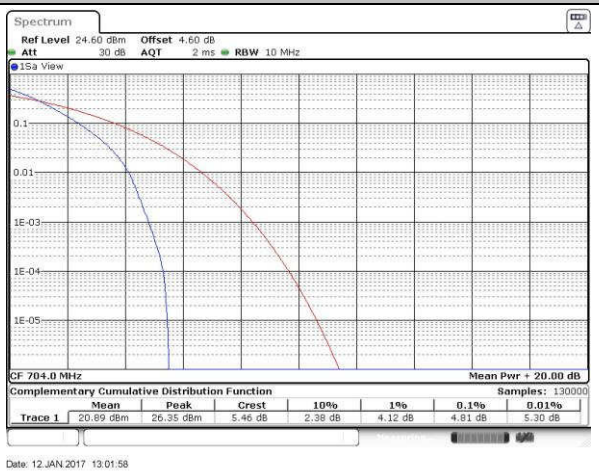

Middle Channel / 1RB

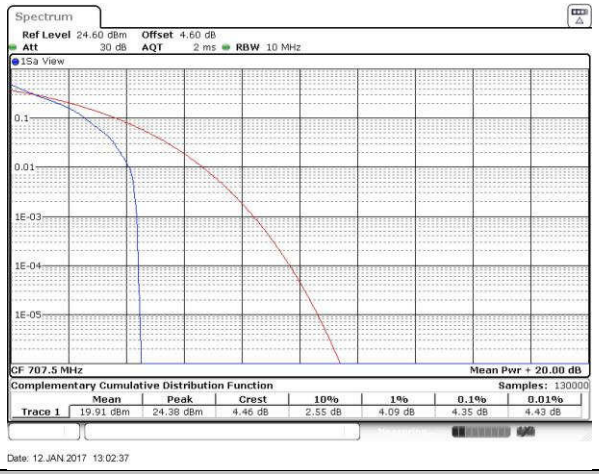

Middle Channel / Full RB

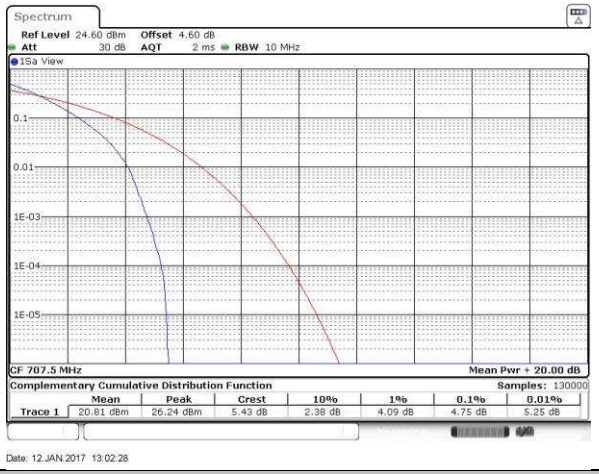

Highest Channel / 1RB

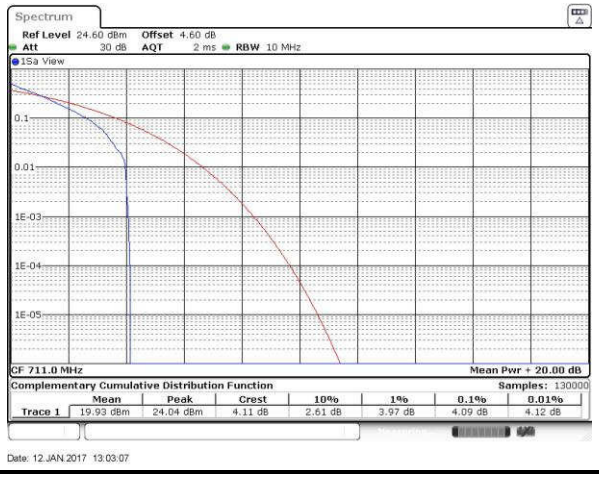

Highest Channel / Full RB

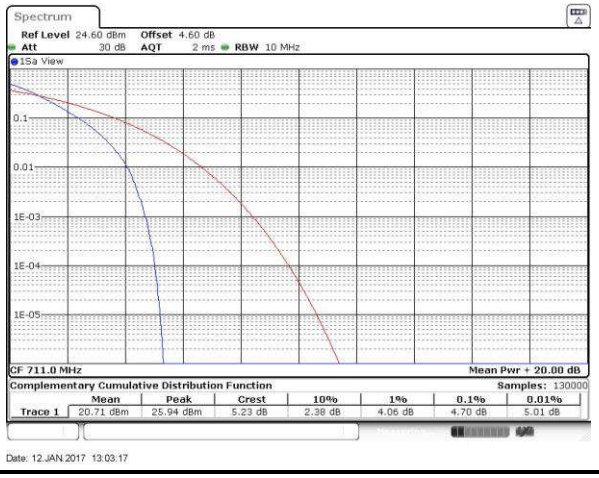

LTE Band 12 / 10MHz / 16QAM

Lowest Channel / 1RB

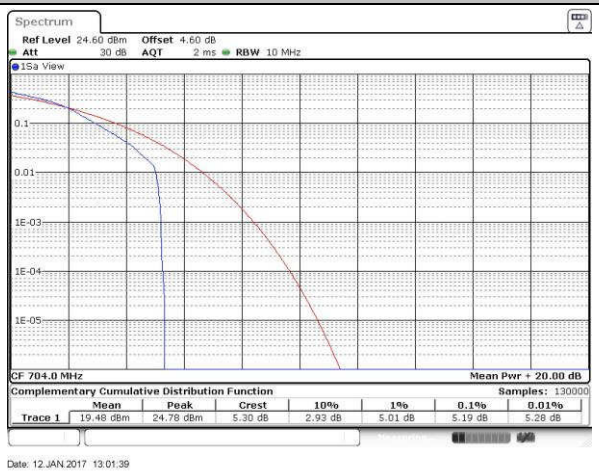

Lowest Channel / Full RB

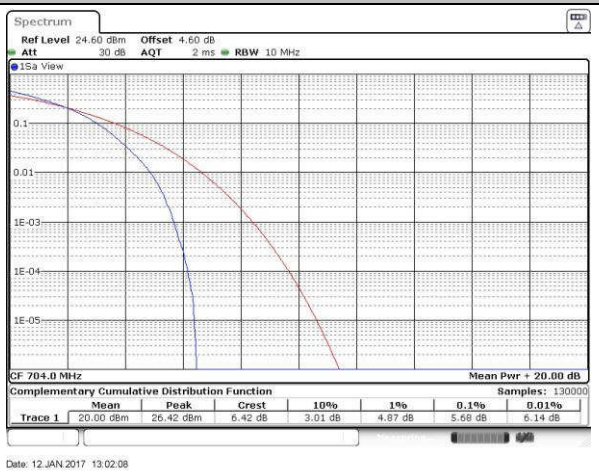

Middle Channel / 1RB

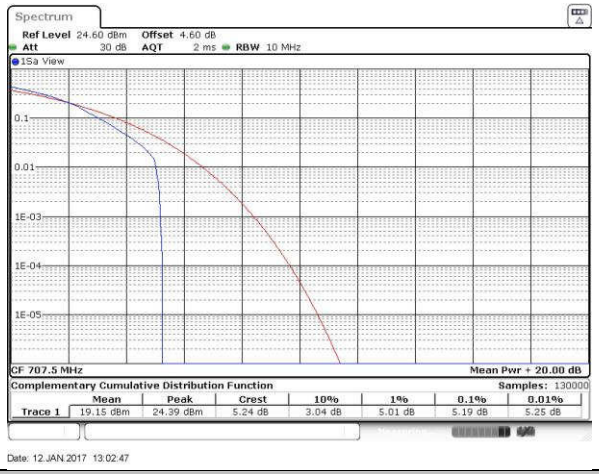

Middle Channel / Full RB

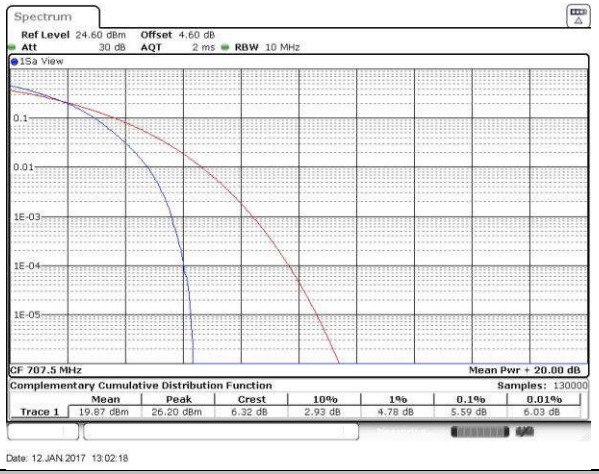

Highest Channel / 1RB

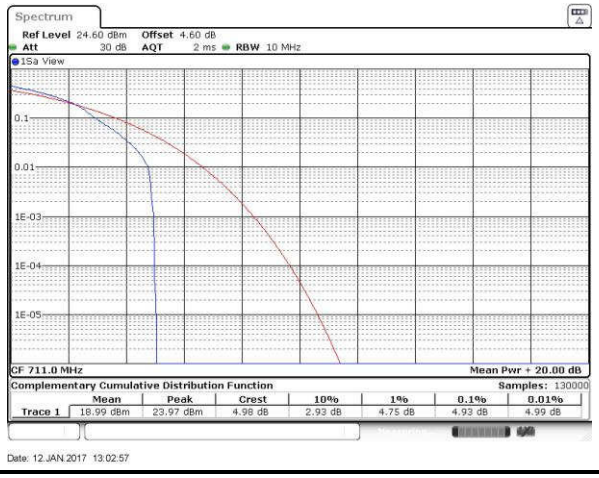

Highest Channel / Full RB

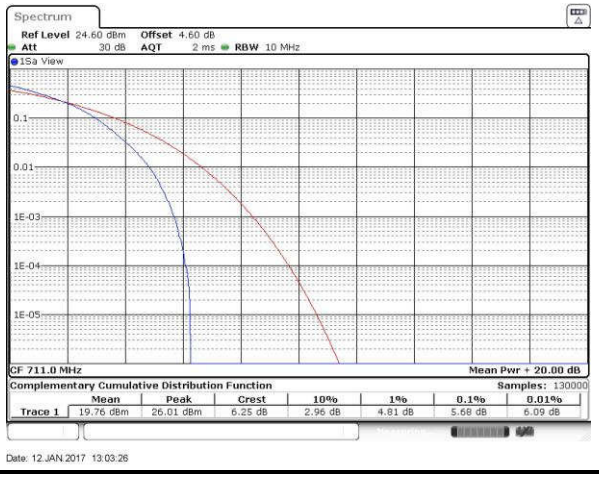

LTE Band 25 / 20MHz / QPSK	
Highest Channel / 1RB	**Highest Channel / Full RB**
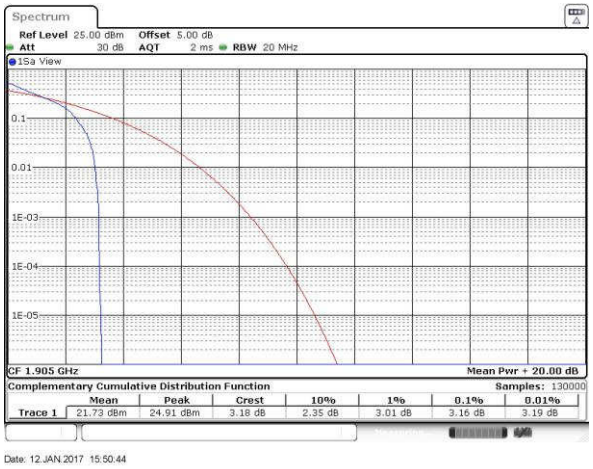	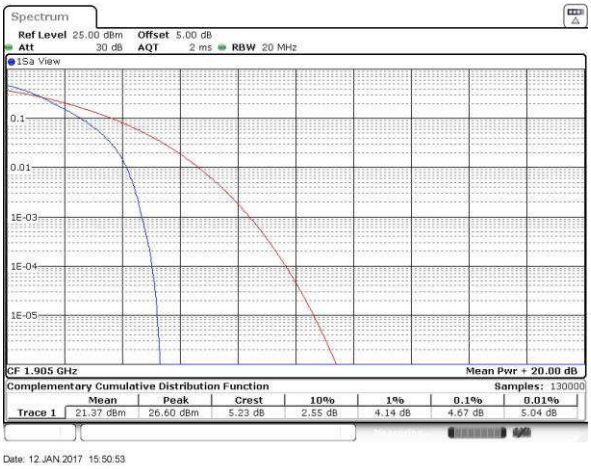

LTE Band 25 / 20MHz / 16QAM	
Highest Channel / 1RB	**Highest Channel / Full RB**
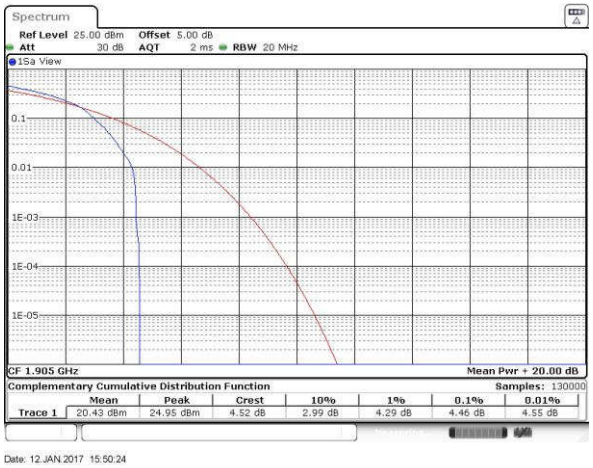	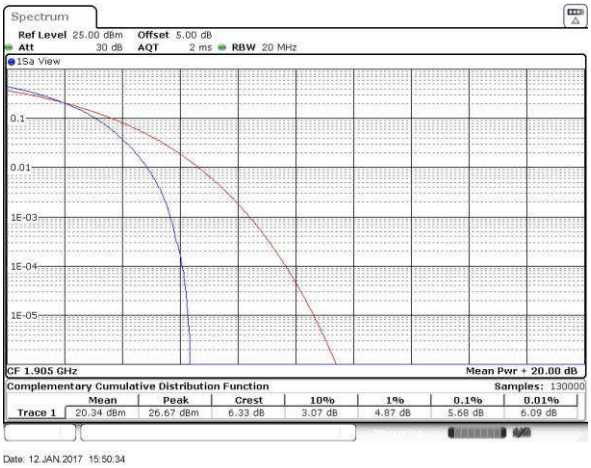

LTE Band 26 / 15MHz / QPSK

Lowest Channel / 1RB

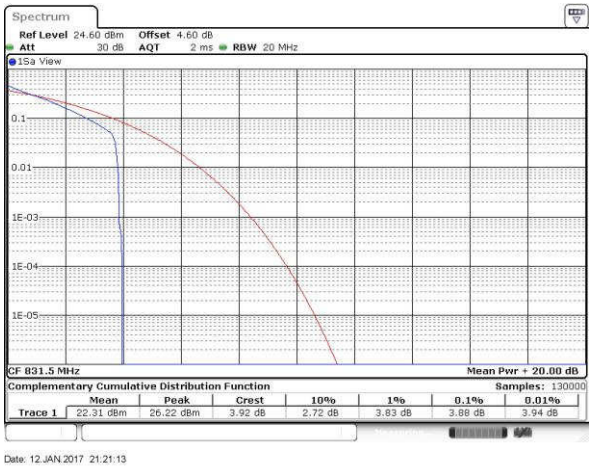

Lowest Channel / Full RB

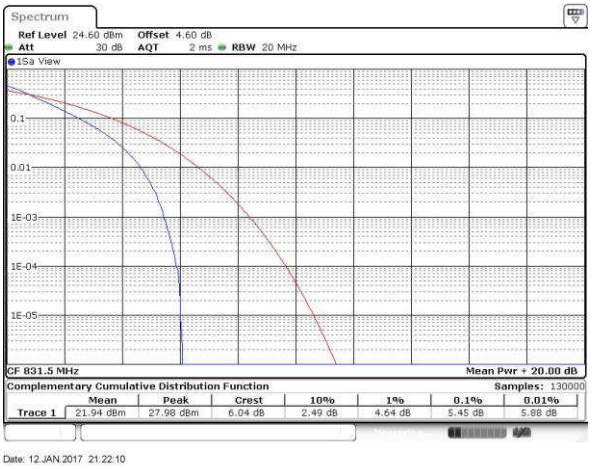

Middle Channel / 1RB

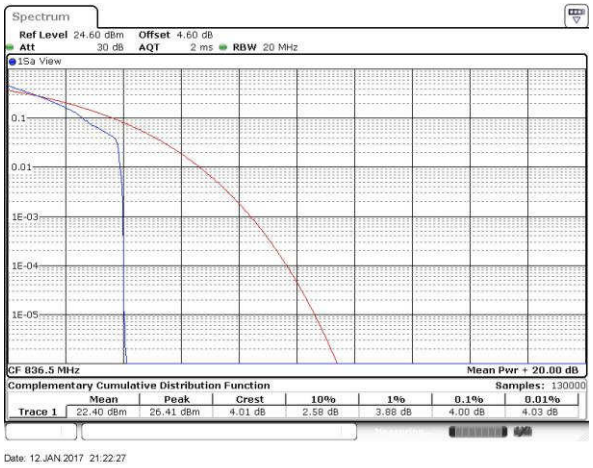

Middle Channel / Full RB

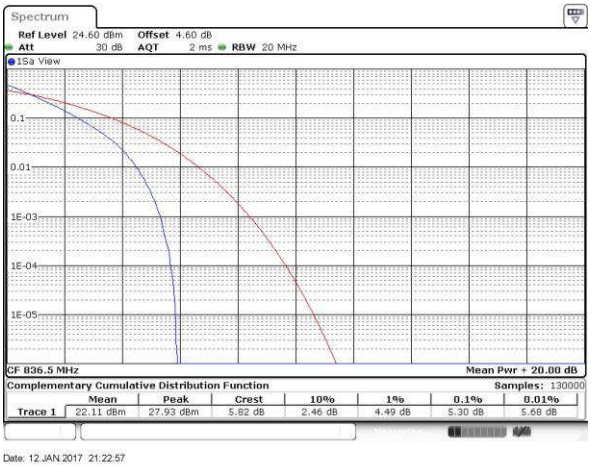

Highest Channel / 1RB

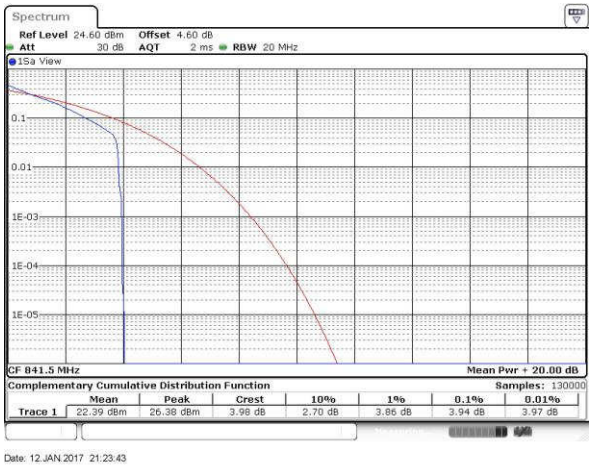

Highest Channel / Full RB

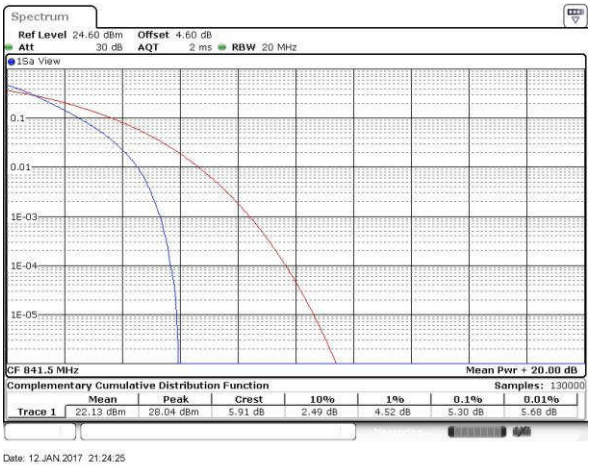

LTE Band 26 / 15MHz / 16QAM

Lowest Channel / 1RB

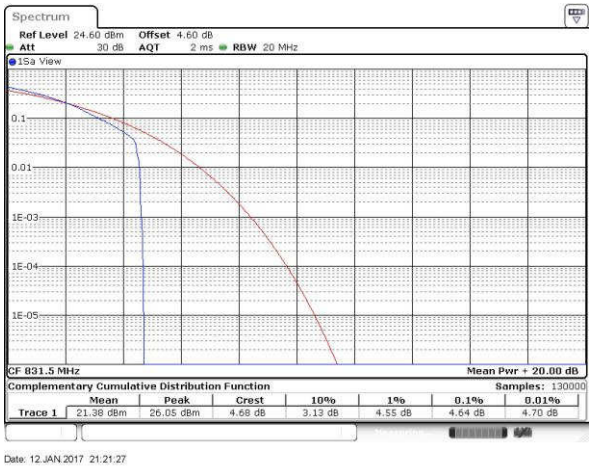

Lowest Channel / Full RB

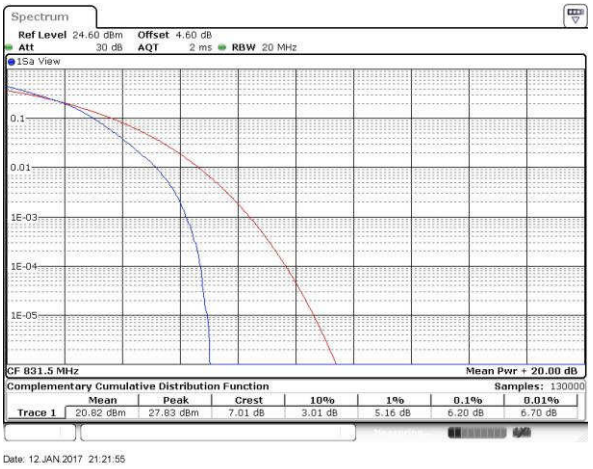

Middle Channel / 1RB

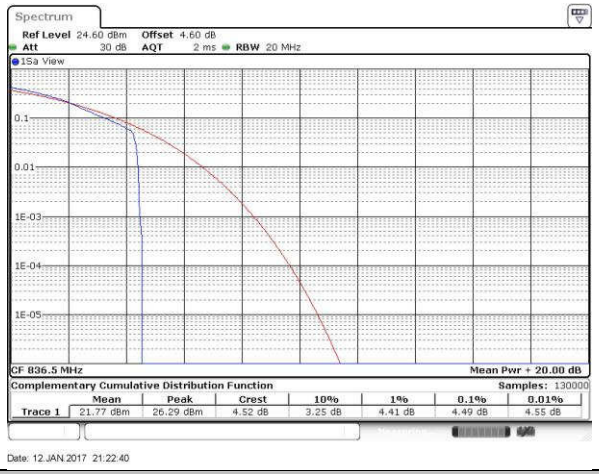

Middle Channel / Full RB

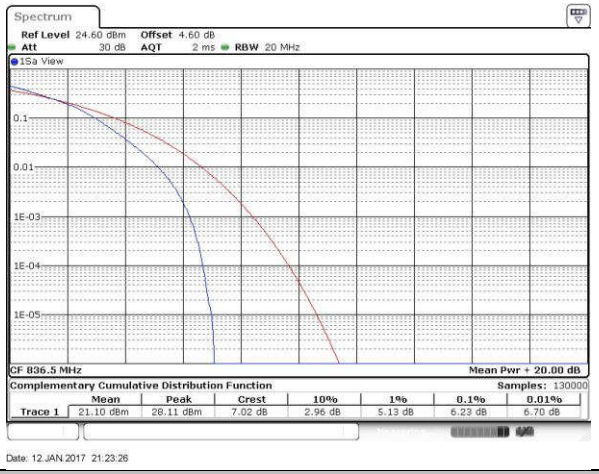

Highest Channel / 1RB

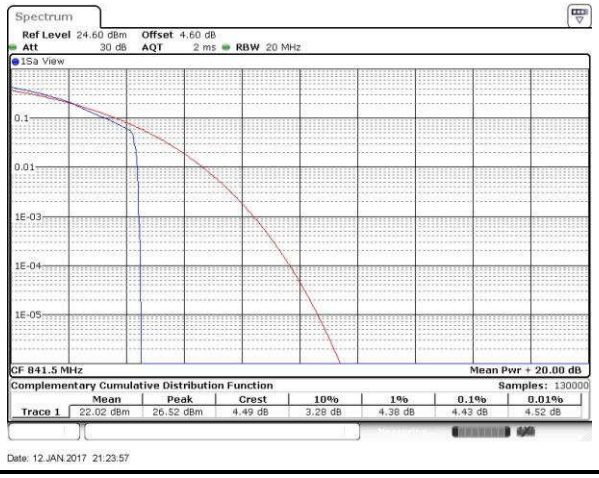
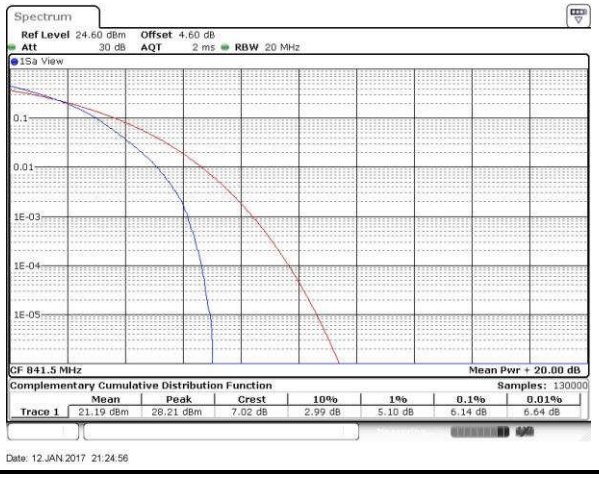
Highest Channel / Full RB