Appendix A: Test Results of 5.8G SDR

APPENDIX A: TEST RESULTS OF 5.8G SDR **1**
APPENDIX A.1: TEST RESULTS OF CONDUCTED POWER SPECTRAL DENSITY 2
5.8G SDR, 1.4MHz BW *2*
5.8G SDR, 1.4MHz BW CA mode *5*
5.8G SDR, 3MHz BW *8*
5.8G SDR, 3MHz BW CA mode *11*
5.8G SDR, 10MHz BW *14*
5.8G SDR, 20MHz BW *17*
5.8G SDR, 40MHz BW *20*
APPENDIX A.2: TEST RESULTS OF FREQUENCY STABILITY 23
APPENDIX A.3: TEST RESULTS OF 6DB BANDWIDTH 24
5.8G SDR, 1.4MHz BW *24*
5.8G SDR, 1.4MHz BW CA mode *25*
5.8G SDR, 3MHz BW *26*
5.8G SDR, 3MHz BW CA mode *27*
5.8G SDR, 10MHz BW *28*
5.8G SDR, 20MHz BW *29*
5.8G SDR, 40MHz BW *30*
APPENDIX A.4: TEST RESULTS OF 99% BANDWIDTH 31
5.8G SDR, 1.4MHz BW *31*
5.8G SDR, 1.4MHz BW CA mode *32*
5.8G SDR, 3MHz BW *33*
5.8G SDR, 3MHz BW CA mode *34*
5.8G SDR, 10MHz BW *35*
5.8G SDR, 20MHz BW *36*
5.8G SDR, 40MHz BW *37*
APPENDIX A.5: TEST RESULTS OF RADIATED SPURIOUS EMISSIONS 38
30MHz - 1GHz (Worst case) *38*
1GHz - 18GHz *40*
APPENDIX A.6: TEST RESULTS OF RADIATED EMISSIONS IN RESTRICTED BANDS 68
5.8G SDR, 1.4MHz BW *68*
5.8G SDR, 1.4MHz BW CA mode *72*
5.8G SDR, 3MHz BW *76*
5.8G SDR, 3MHz BW CA mode *80*
5.8G SDR, 10MHz BW *84*
5.8G SDR, 20MHz BW *88*
5.8G SDR, 40MHz BW *92*
APPENDIX A.7: TEST RESULTS OF CONDUCTED EMISSION ON AC MAINS 100

Appendix A.1: Test Results of Conducted Power Spectral Density

5.8G SDR, 1.4MHz BW

TestMode	Antenna	Channel	Result[dBm/500kHz]	Limit[dBm/500kHz]	Verdict
1.4M-MIMO	Ant1	5728.5	21.68	≤30.00	PASS
	Ant2		20.39	≤30.00	PASS
	Total		24.09	≤30.00	PASS
	Ant1	5786.5	21.14	≤30.00	PASS
	Ant2		20.60	≤30.00	PASS
	Total		23.89	≤30.00	PASS
	Ant1	5846.5	21.67	≤30.00	PASS
	Ant2		20.96	≤30.00	PASS
	Total		24.34	≤30.00	PASS

Note: 1.The Result and Limit Unit is dBm/500 kHz in the band 5.725–5.85 GHz.
2.The Duty Cycle Factor and RBW Factor is compensated in the graph.

1.4M-MIMO_Ant1_5728.5

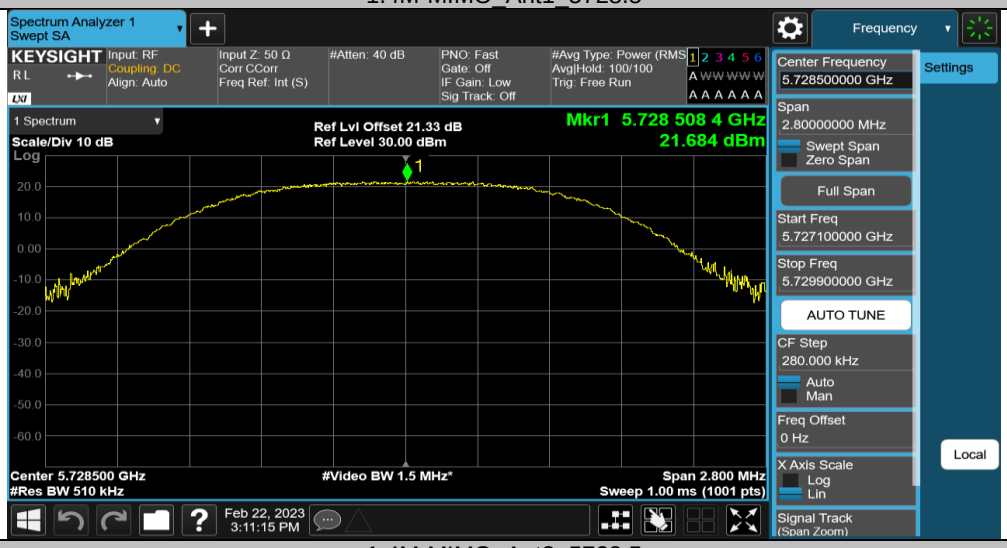

1.4M-MIMO_Ant2_5728.5

1.4M-MIMO_Ant1_5786.5

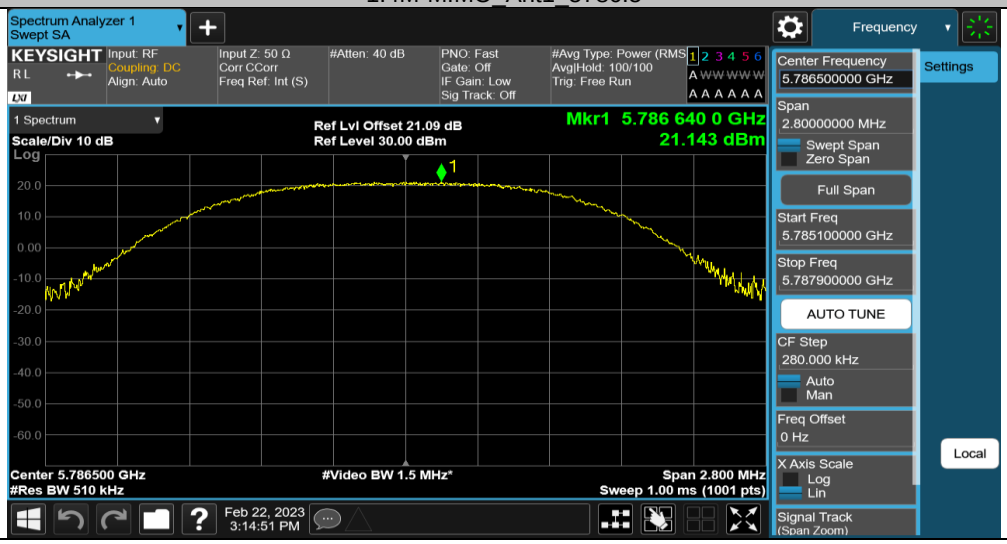

1.4M-MIMO_Ant2_5786.5

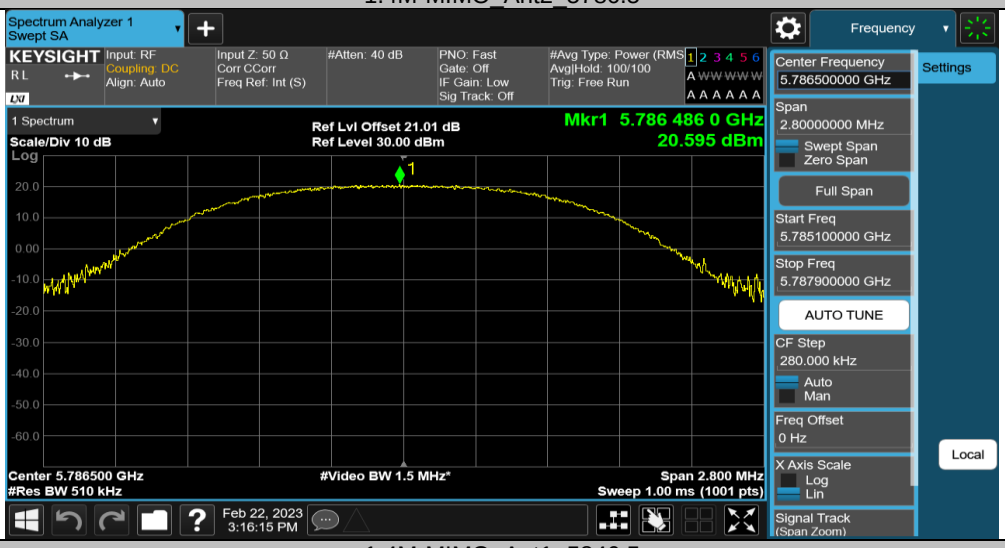

1.4M-MIMO_Ant1_5846.5

1.4M-MIMO_Ant2_5846.5

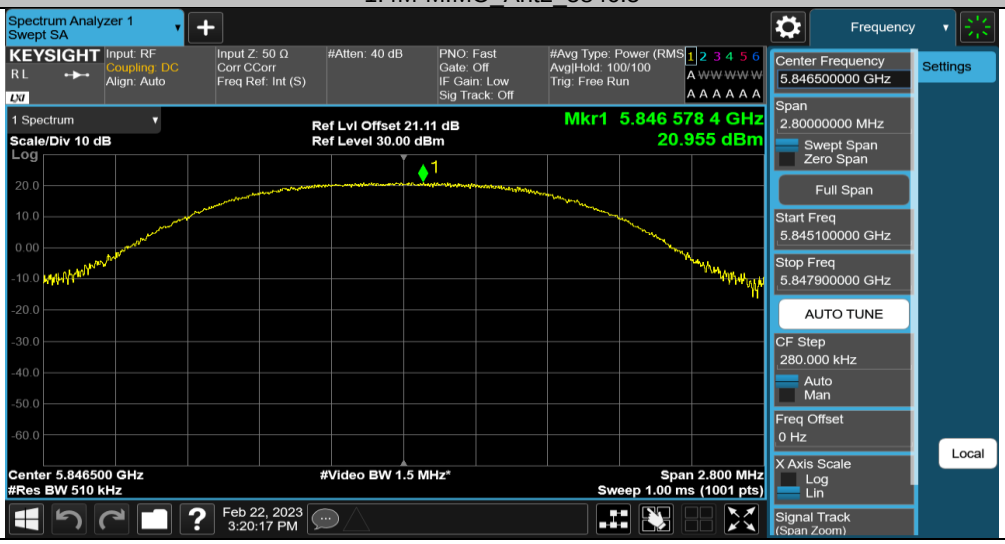

5.8G SDR, 1.4MHz BW CA mode

TestMode	Antenna	Channel	Result[dBm/500kHz]	Limit[dBm/500kHz]	Verdict
1.4MCA-MIMO	Ant1	5730.12	22.13	≤30.00	PASS
	Ant2		20.59	≤30.00	PASS
	Total		24.44	≤30.00	PASS
	Ant1	5788.12	21.06	≤30.00	PASS
	Ant2		20.48	≤30.00	PASS
	Total		23.79	≤30.00	PASS
	Ant1	5848.12	21.87	≤30.00	PASS
	Ant2		21.07	≤30.00	PASS
	Total		24.50	≤30.00	PASS

Note: 1.The Result and Limit Unit is dBm/500 kHz in the band 5.725–5.85 GHz.
2.The Duty Cycle Factor and RBW Factor is compensated in the graph.

1.4MCA-MIMO_Ant1_5730.12

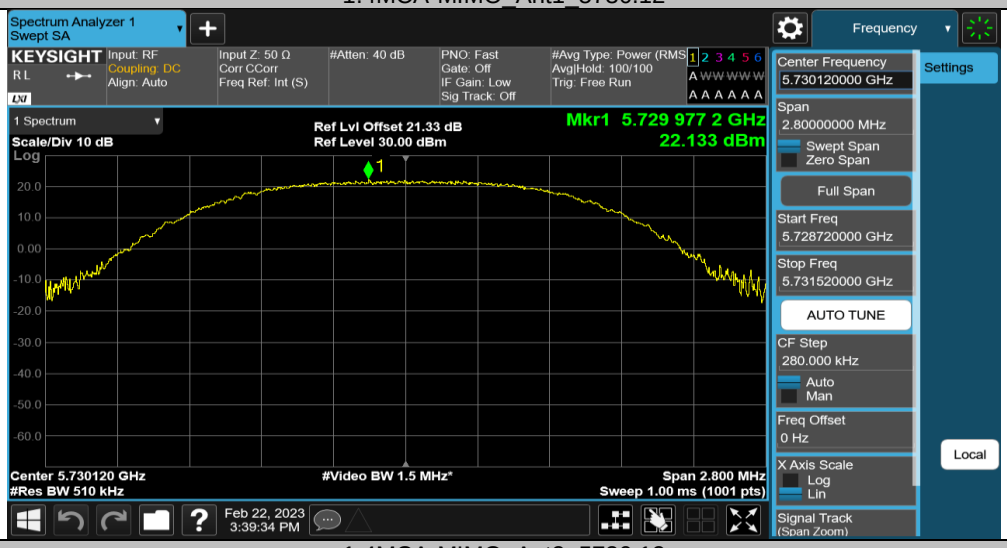

1.4MCA-MIMO_Ant2_5730.12

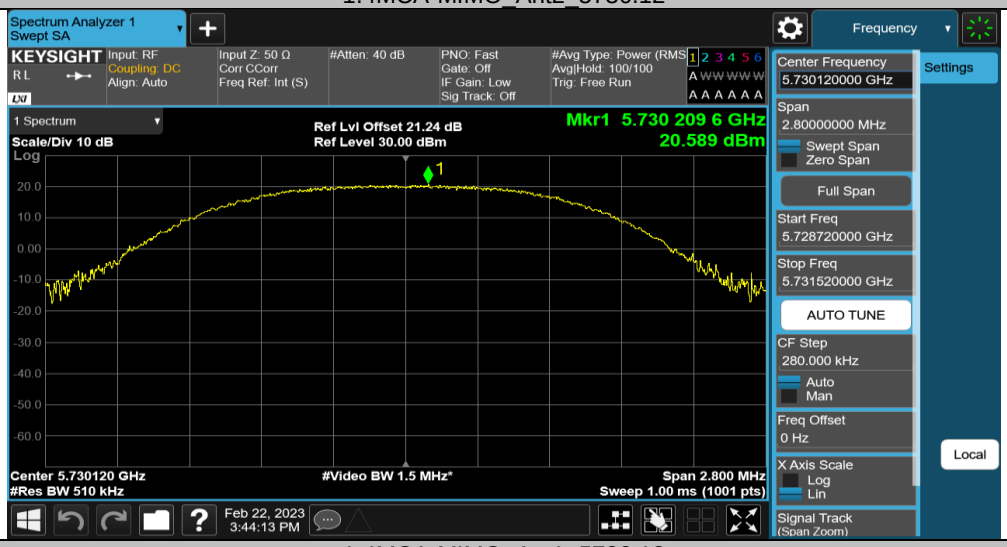

1.4MCA-MIMO_Ant1_5788.12

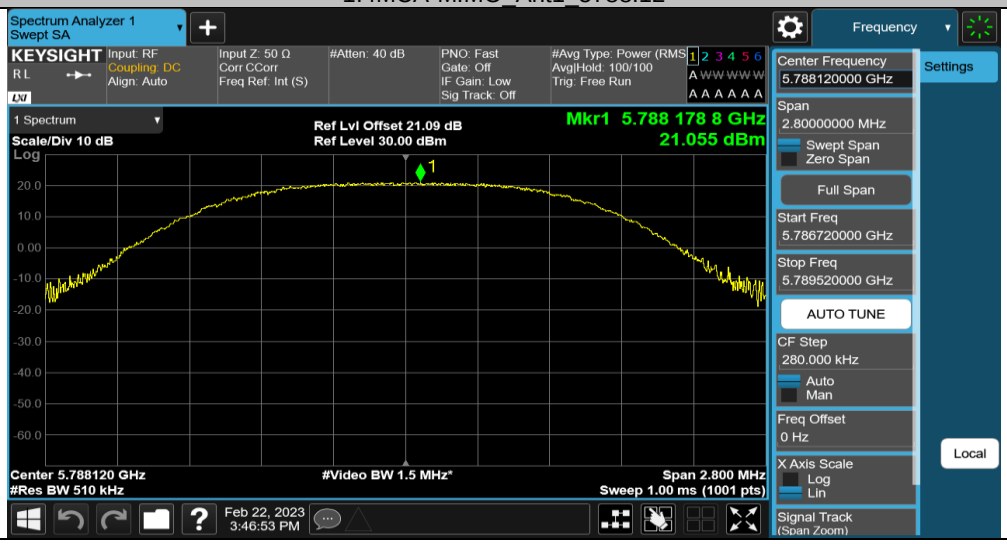

1.4MCA-MIMO_Ant2_5788.12

1.4MCA-MIMO_Ant1_5848.12

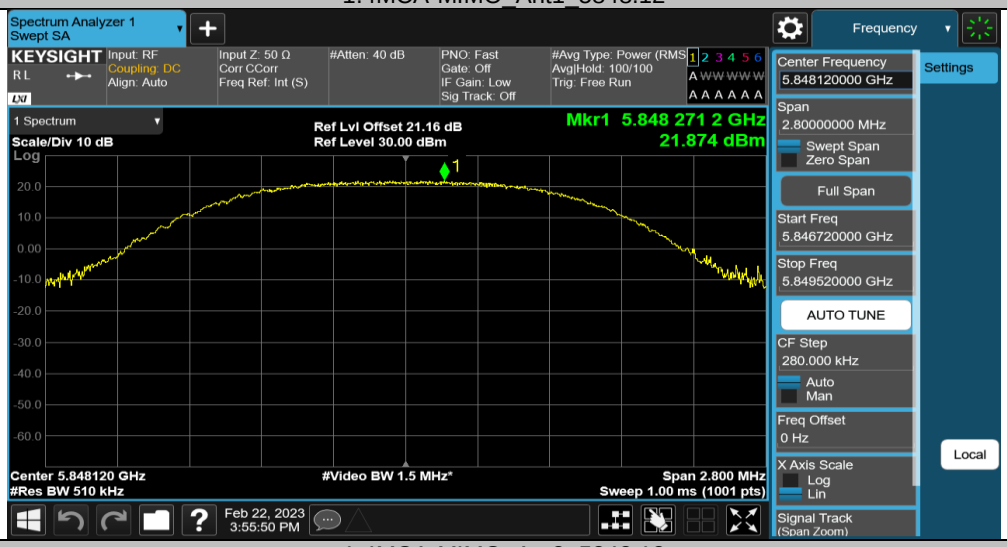

1.4MCA-MIMO_Ant2_5848.12

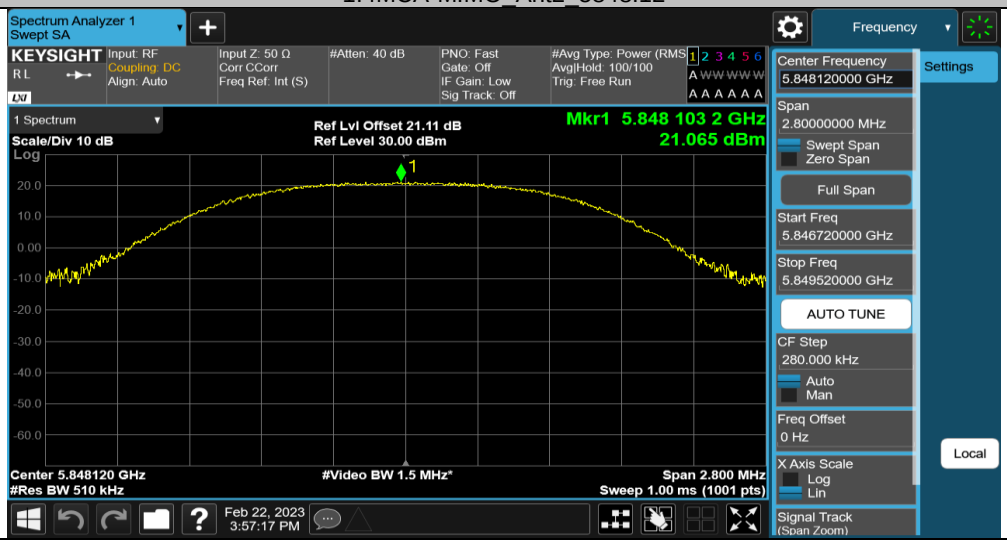

5.8G SDR, 3MHz BW

TestMode	Antenna	Channel	Result[dBm/500kHz]	Limit[dBm/500kHz]	Verdict
3M-MIMO	Ant1	5727.5	19.10	≤30.00	PASS
	Ant2		17.82	≤30.00	PASS
	Total		21.52	≤30.00	PASS
	Ant1	5784.5	19.13	≤30.00	PASS
	Ant2		18.04	≤30.00	PASS
	Total		21.63	≤30.00	PASS
	Ant1	5844.5	18.83	≤30.00	PASS
	Ant2		17.89	≤30.00	PASS
	Total		21.40	≤30.00	PASS

Note: 1.The Result and Limit Unit is dBm/500 kHz in the band 5.725–5.85 GHz.
2.The Duty Cycle Factor and RBW Factor is compensated in the graph.

3M-MIMO_Ant1_5727.5

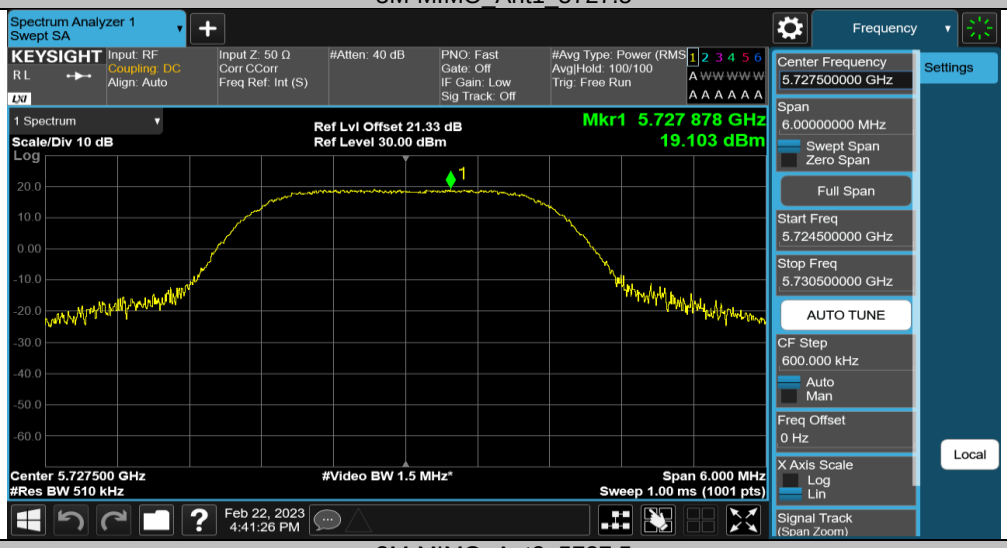

3M-MIMO_Ant2_5727.5

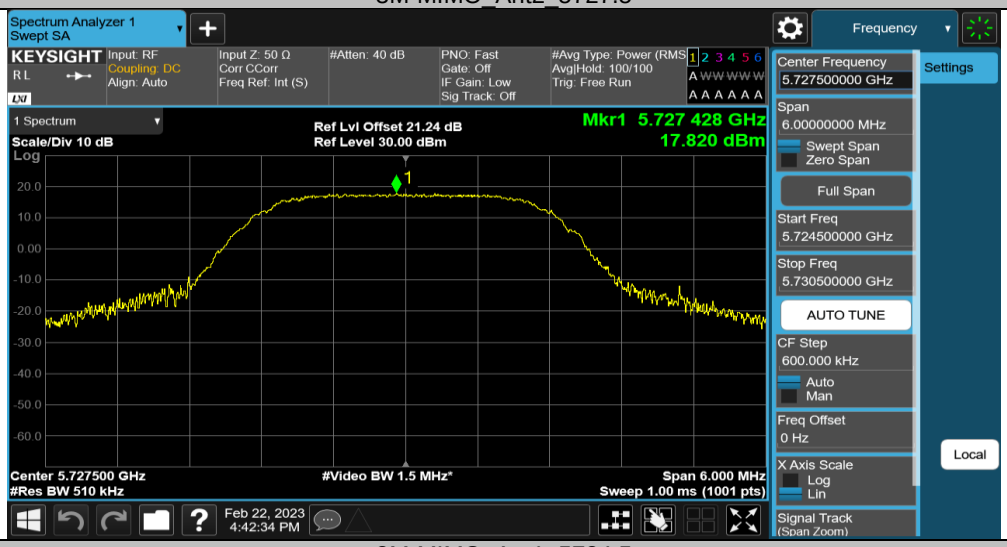

3M-MIMO_Ant1_5784.5

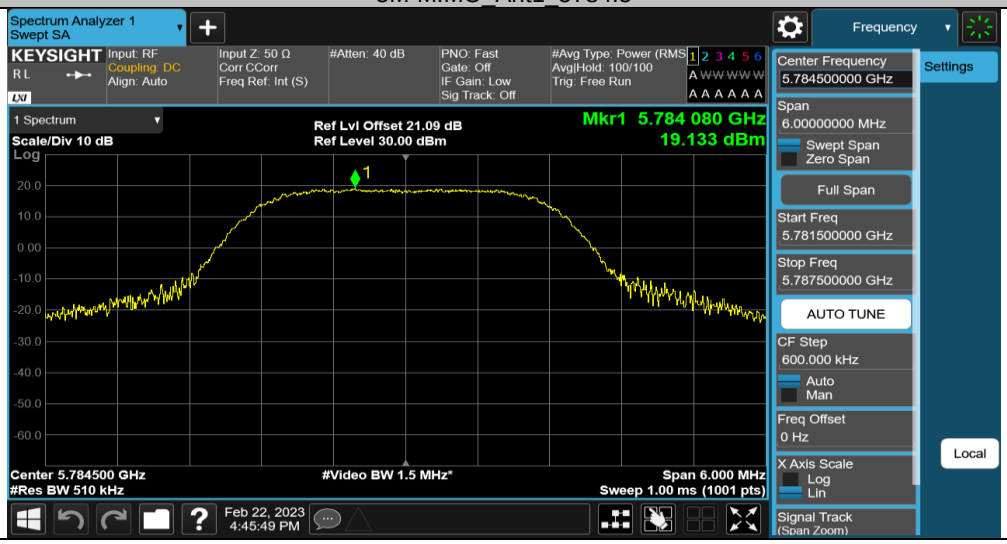

3M-MIMO_Ant2_5784.5

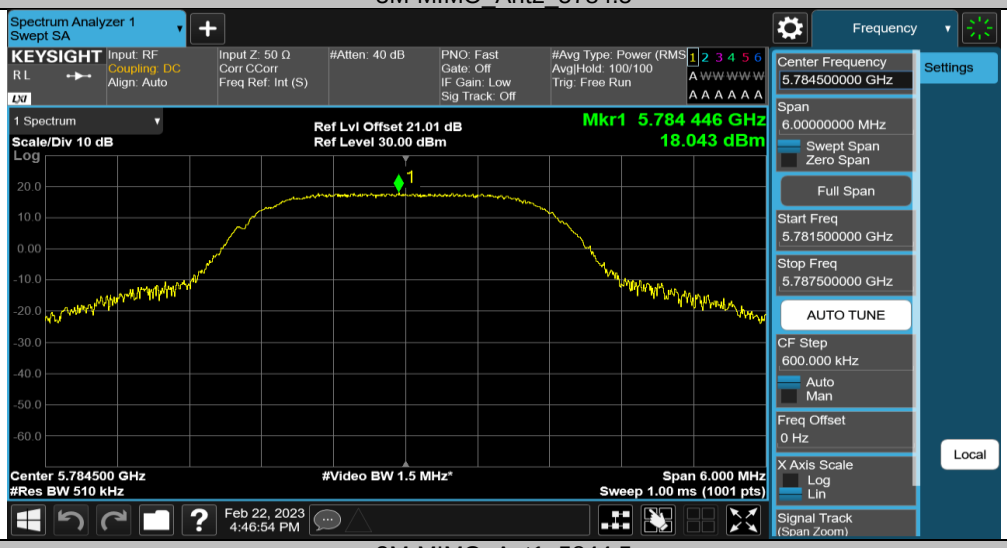

3M-MIMO_Ant1_5844.5

3M-MIMO_Ant2_5844.5

5.8G SDR, 3MHz BW CA mode

TestMode	Antenna	Channel	Result[dBm/500kHz]	Limit[dBm/500kHz]	Verdict
3MCA-MIMO	Ant1	5730.2	19.29	≤30.00	PASS
	Ant2		17.91	≤30.00	PASS
	Total		21.66	≤30.00	PASS
	Ant1	5787.2	19.19	≤30.00	PASS
	Ant2		17.98	≤30.00	PASS
	Total		21.64	≤30.00	PASS
	Ant1	5847.2	18.95	≤30.00	PASS
	Ant2		17.99	≤30.00	PASS
	Total		21.51	≤30.00	PASS

Note: 1.The Result and Limit Unit is dBm/500 kHz in the band 5.725–5.85 GHz.
2.The Duty Cycle Factor and RBW Factor is compensated in the graph.

3MCA-MIMO_Ant1_5730.2

3MCA-MIMO_Ant2_5730.2

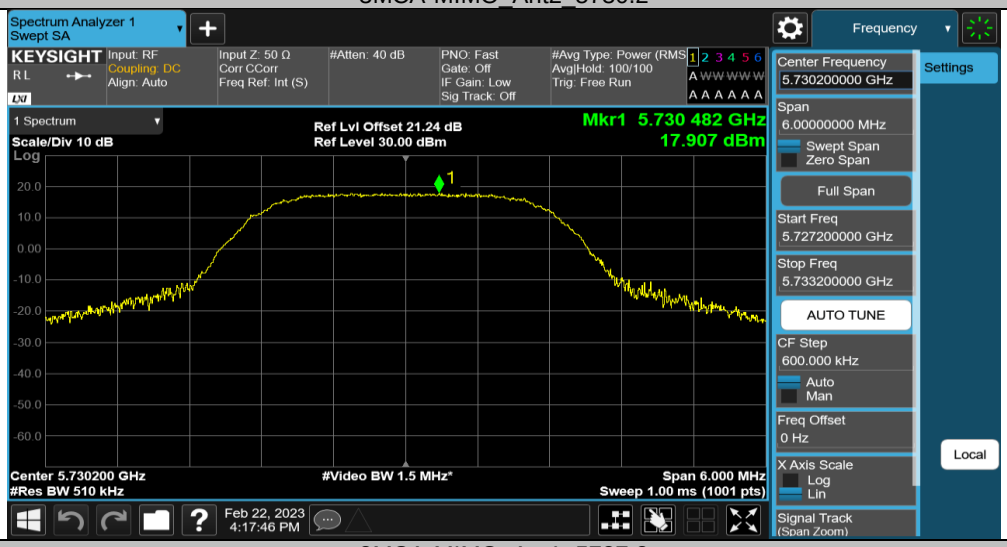

3MCA-MIMO_Ant1_5787.2

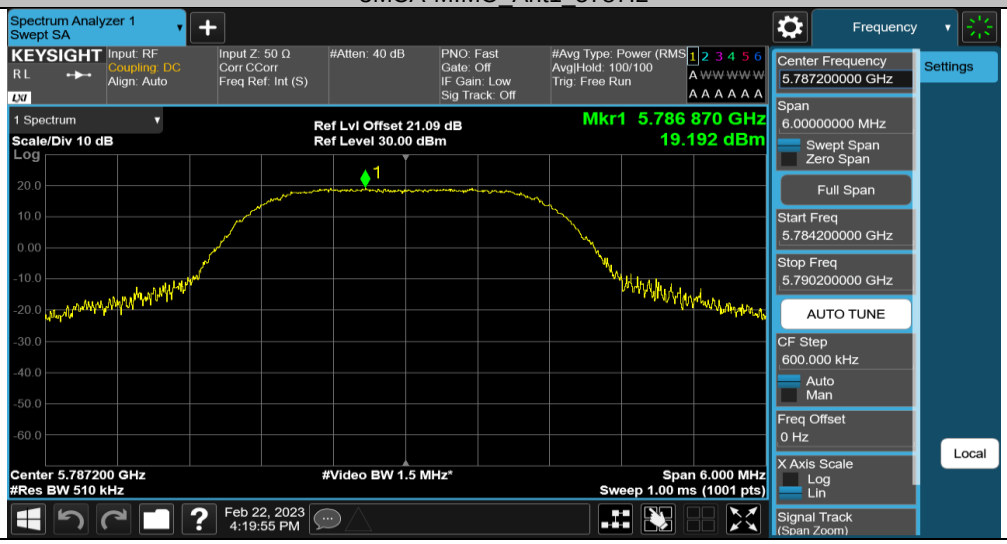

3MCA-MIMO_Ant2_5787.2

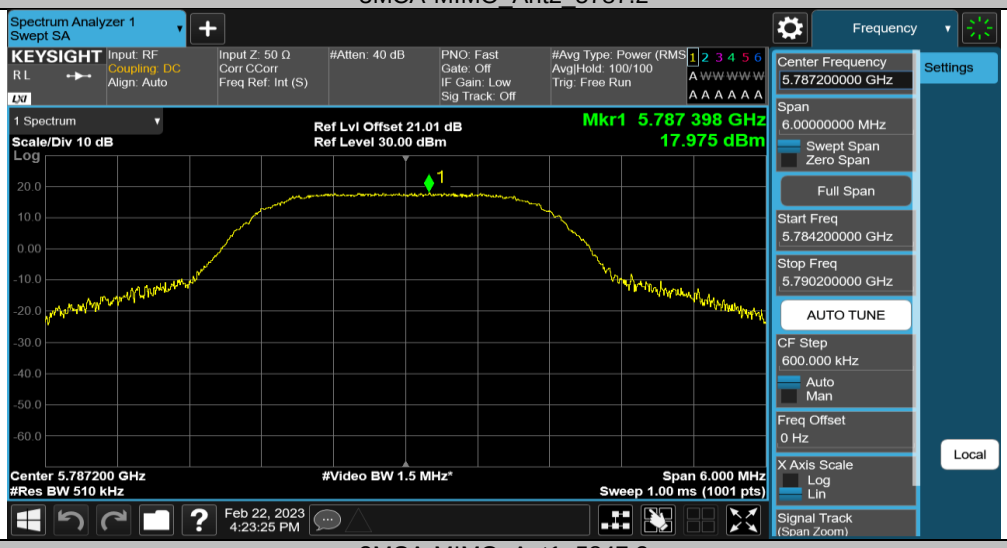

3MCA-MIMO_Ant1_5847.2

3MCA-MIMO_Ant2_5847.2

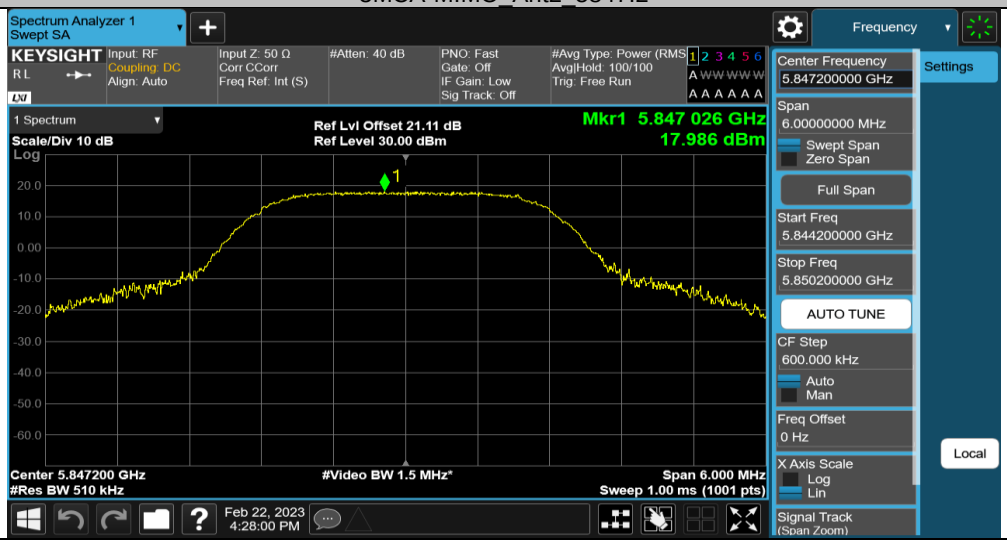

5.8G SDR, 10MHz BW

TestMode	Antenna	Channel	Result[dBm/500kHz]	Limit[dBm/500kHz]	Verdict
10M-MIMO	Ant1	5730.5	2.33	≤30.00	PASS
	Ant2		0.90	≤30.00	PASS
	Total		4.68	≤30.00	PASS
	Ant1	5787.5	2.91	≤30.00	PASS
	Ant2		2.44	≤30.00	PASS
	Total		5.69	≤30.00	PASS
	Ant1	5844.5	2.12	≤30.00	PASS
	Ant2		1.98	≤30.00	PASS
	Total		5.06	≤30.00	PASS

Note: 1.The Result and Limit Unit is dBm/500 kHz in the band 5.725–5.85 GHz.
2.The Duty Cycle Factor and RBW Factor is compensated in the graph.

10M-MIMO_Ant1_5730.5

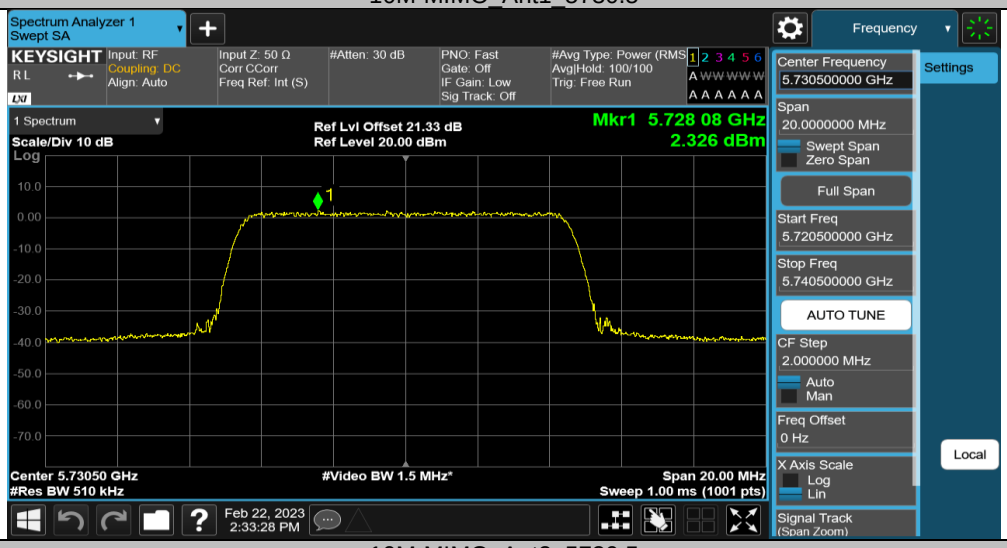

10M-MIMO_Ant2_5730.5

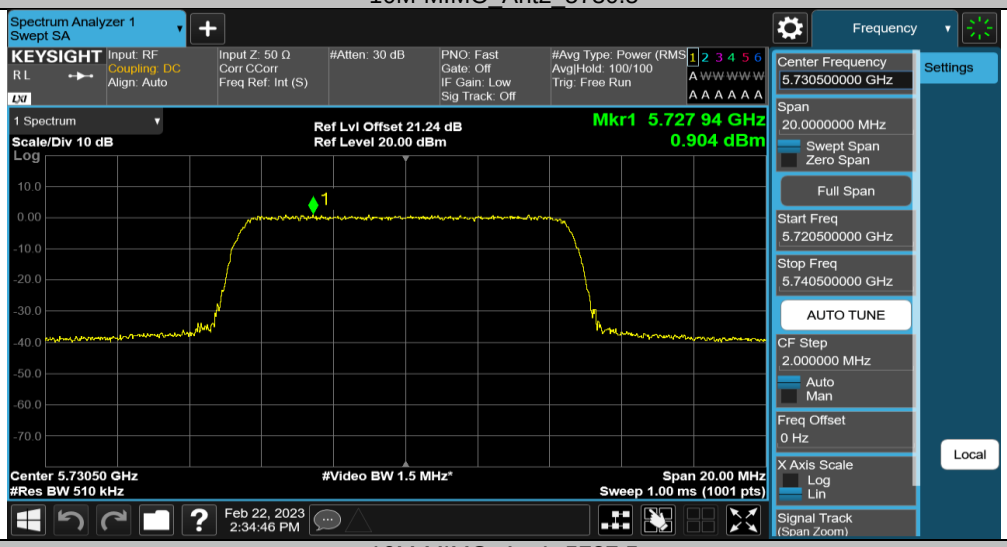

10M-MIMO_Ant1_5787.5

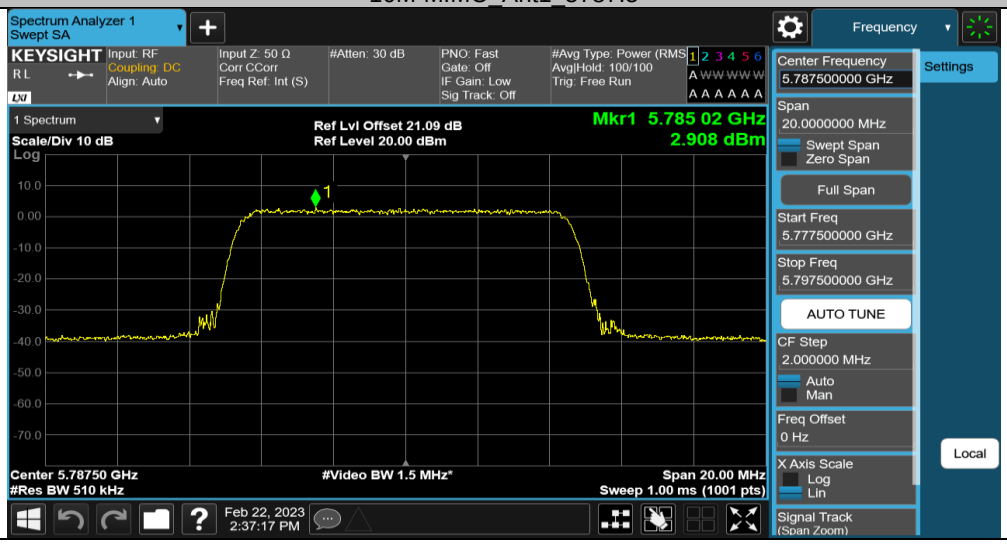

10M-MIMO_Ant2_5787.5

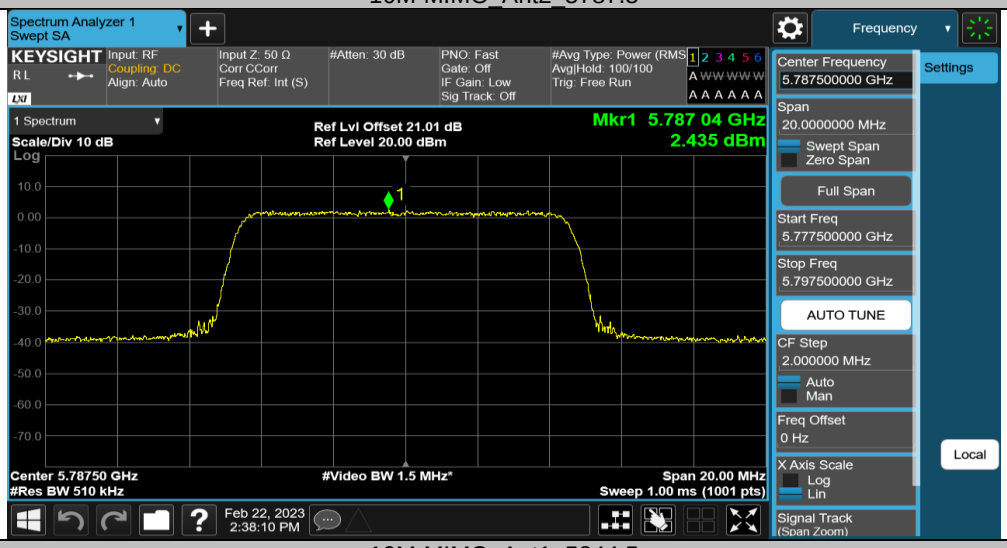

10M-MIMO_Ant1_5844.5

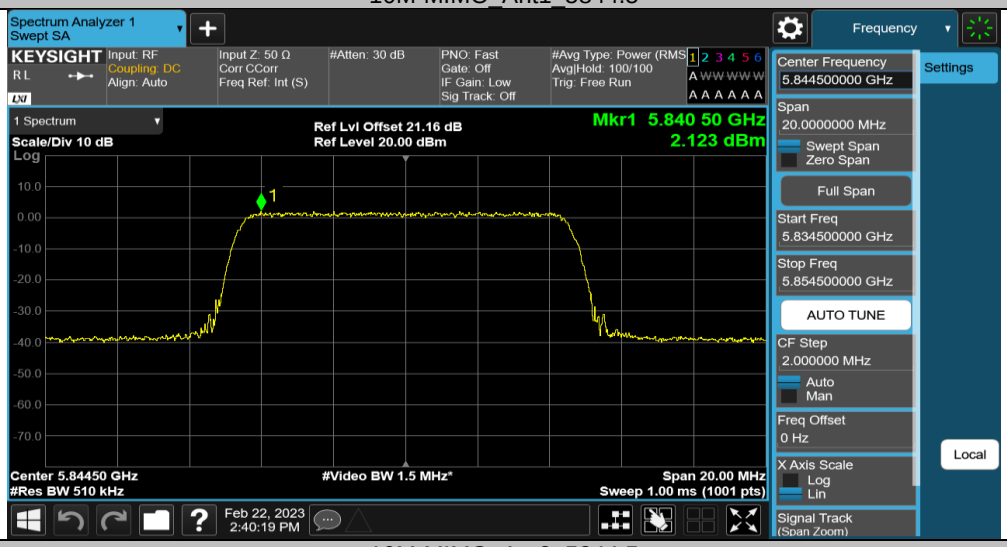

10M-MIMO_Ant2_5844.5

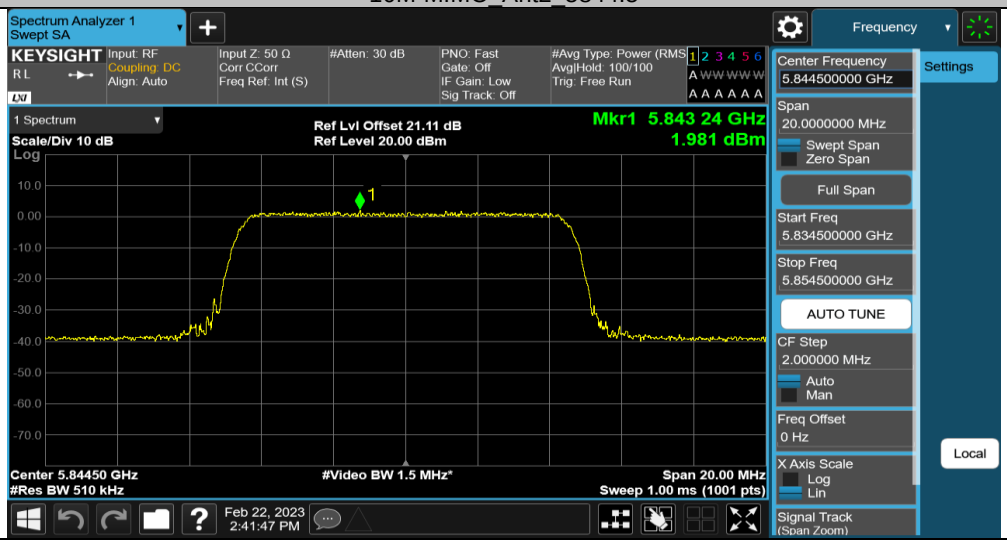

5.8G SDR, 20MHz BW

TestMode	Antenna	Channel	Result[dBm/500kHz]	Limit[dBm/500kHz]	Verdict
20M-MIMO	Ant1	5735.5	-0.22	≤30.00	PASS
	Ant2		-1.02	≤30.00	PASS
	Total		2.41	≤30.00	PASS
	Ant1	5787.5	0.44	≤30.00	PASS
	Ant2		0.32	≤30.00	PASS
	Total		3.90	≤30.00	PASS
	Ant1	5839.5	-0.56	≤30.00	PASS
	Ant2		-0.85	≤30.00	PASS
	Total		2.31	≤30.00	PASS

Note: 1.The Result and Limit Unit is dBm/500 kHz in the band 5.725–5.85 GHz.
2.The Duty Cycle Factor and RBW Factor is compensated in the graph.

20M-MIMO_Ant1_5735.5

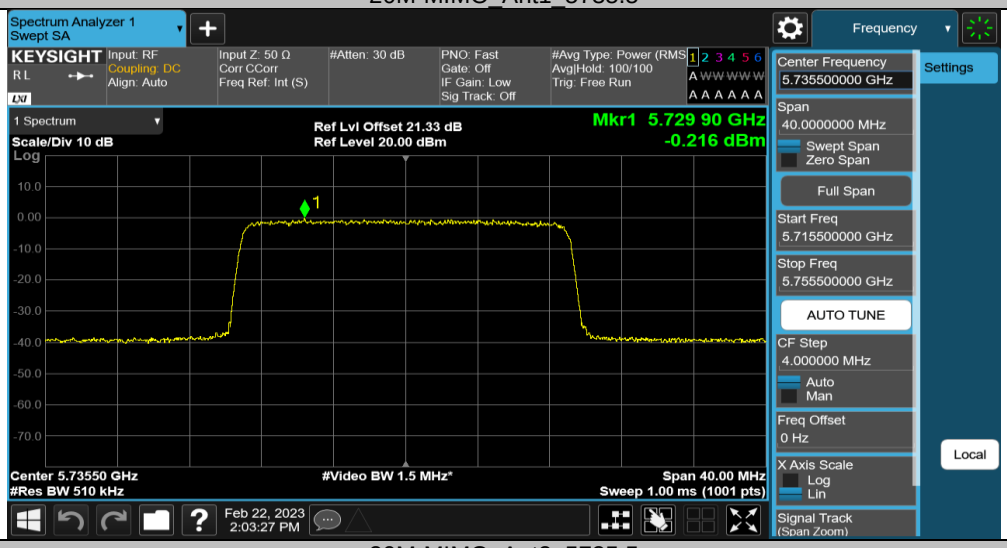

20M-MIMO_Ant2_5735.5

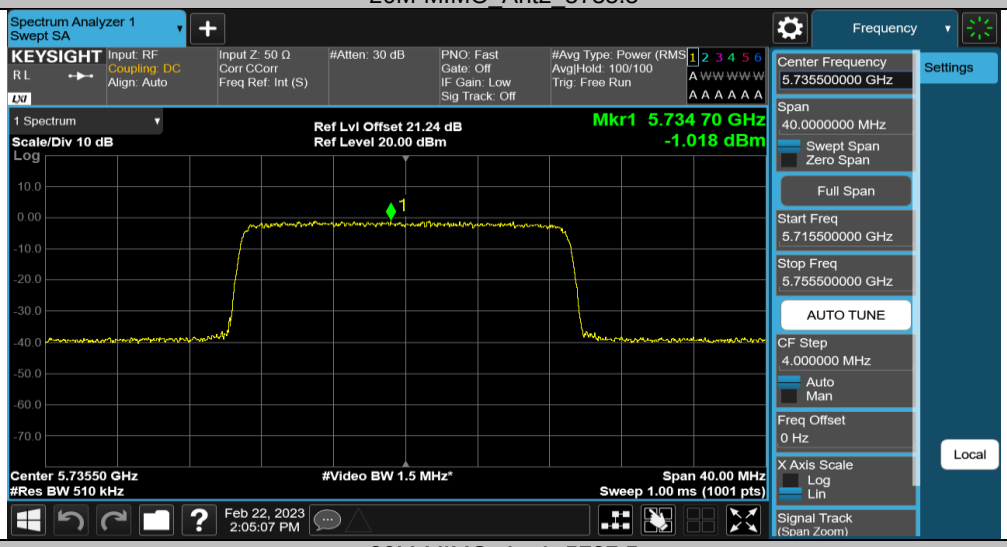

20M-MIMO_Ant1_5787.5

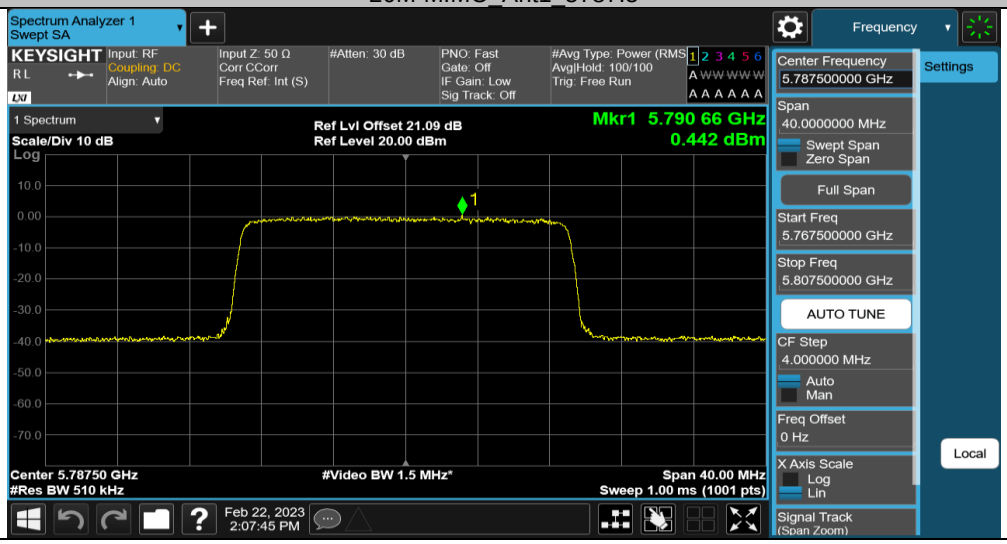

20M-MIMO_Ant2_5787.5

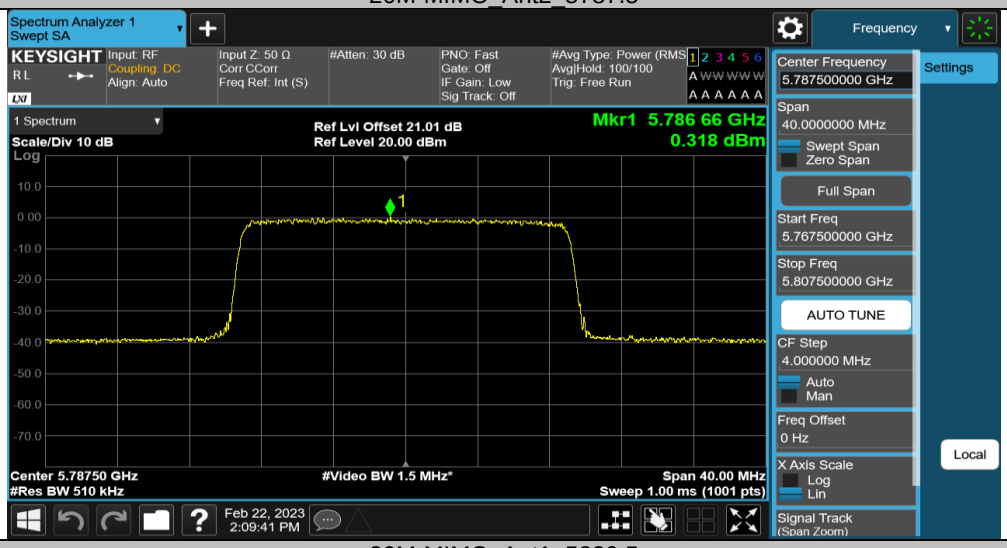

20M-MIMO_Ant1_5839.5

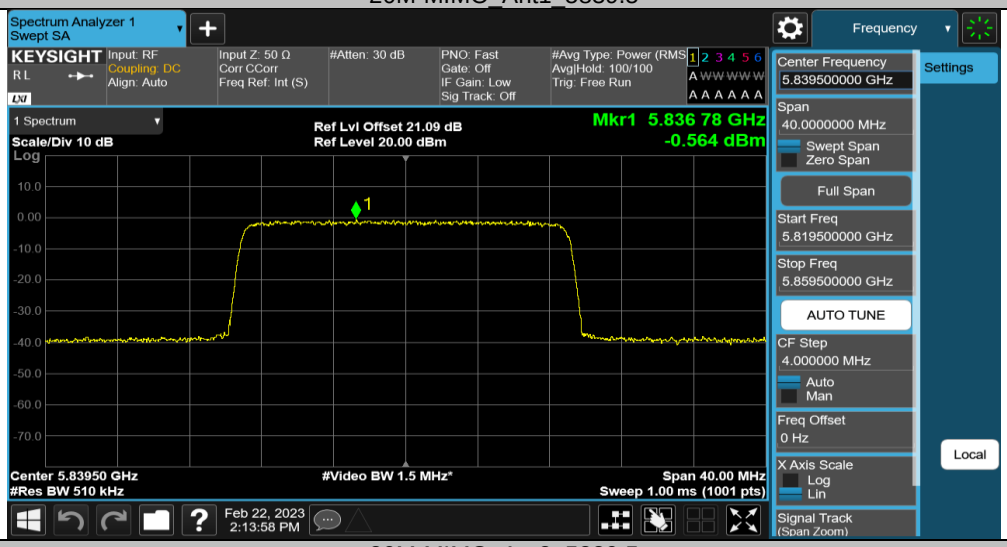

20M-MIMO_Ant2_5839.5

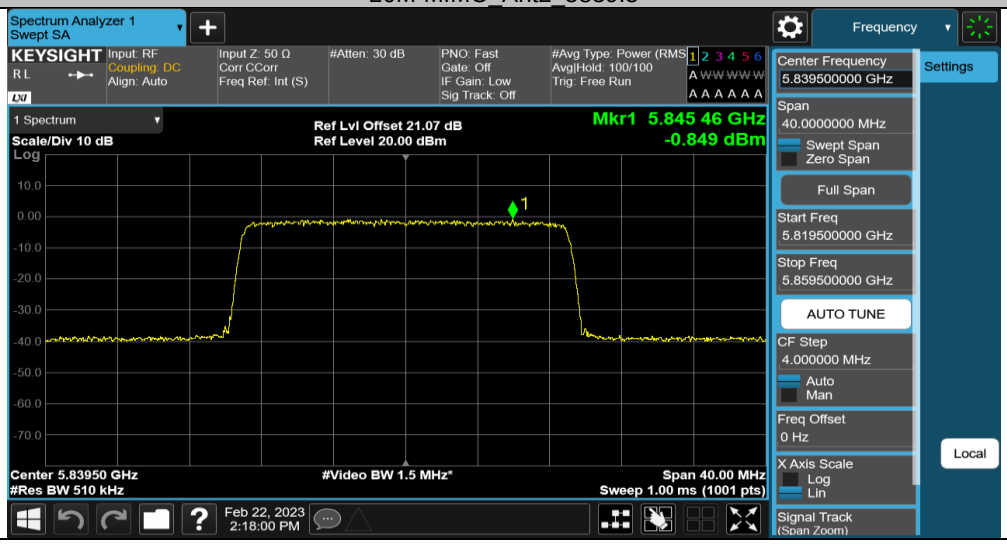

5.8G SDR, 40MHz BW

TestMode	Antenna	Channel	Result[dBm/500kHz]	Limit[dBm/500kHz]	Verdict
40M-MIMO	Ant1	5745.5	-7.63	≤30.00	PASS
	Ant2		-7.69	≤30.00	PASS
	Total		-4.65	≤30.00	PASS
	Ant1	5787.5	-3.15	≤30.00	PASS
	Ant2		-3.22	≤30.00	PASS
	Total		-0.17	≤30.00	PASS
	Ant1	5829.5	-8.11	≤30.00	PASS
	Ant2		-7.61	≤30.00	PASS
	Total		-4.84	≤30.00	PASS

Note: 1.The Result and Limit Unit is dBm/500 kHz in the band 5.725–5.85 GHz.
2.The Duty Cycle Factor and RBW Factor is compensated in the graph.

40M-MIMO_Ant1_5745.5

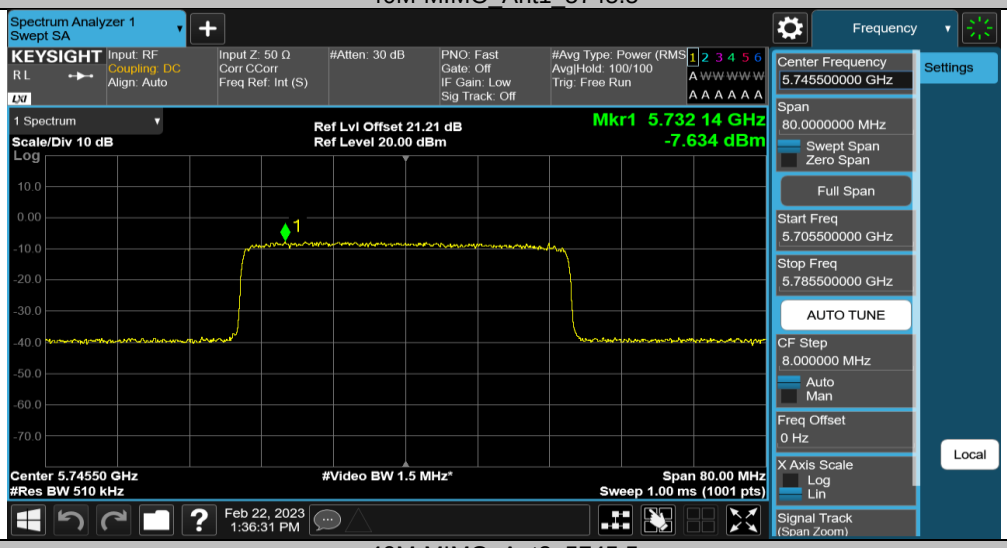

40M-MIMO_Ant2_5745.5

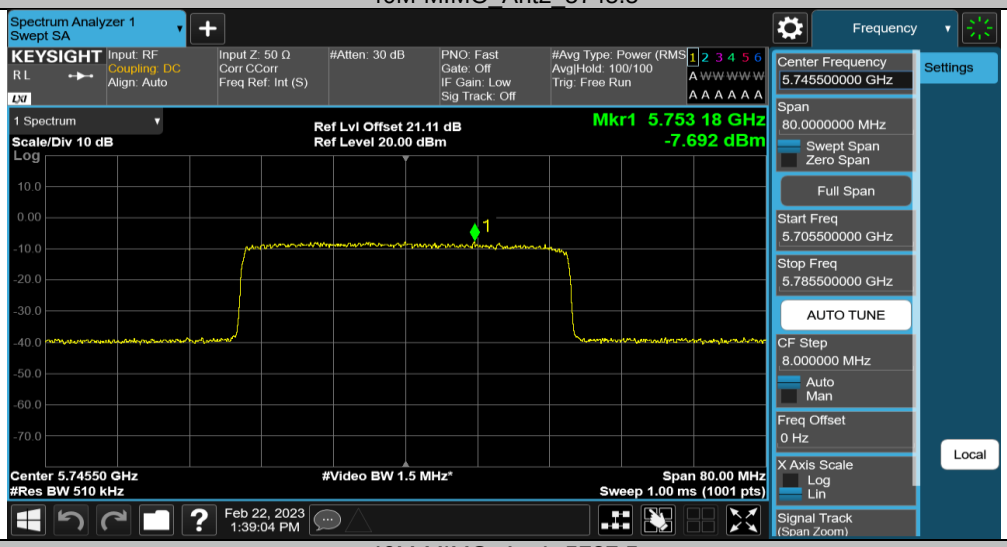

40M-MIMO_Ant1_5787.5

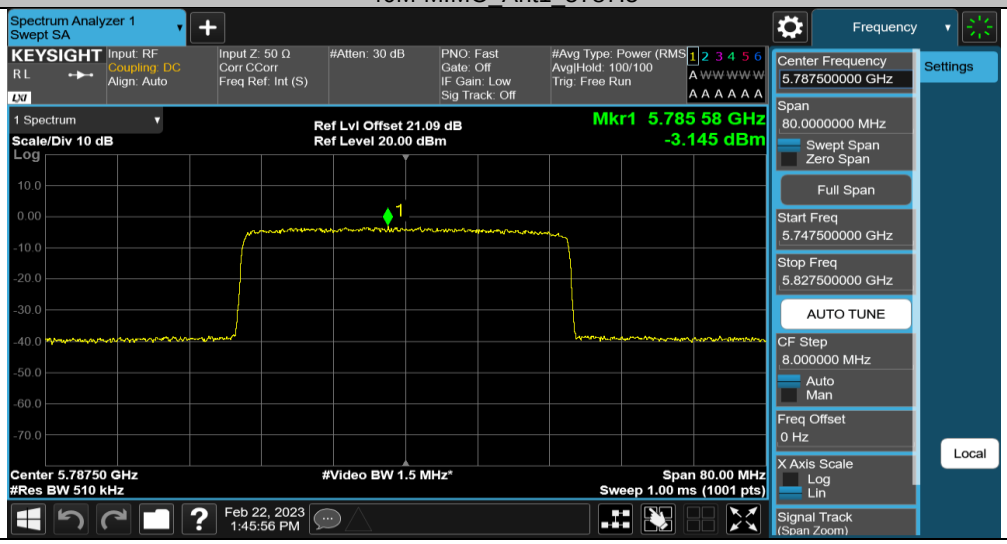

40M-MIMO_Ant2_5787.5

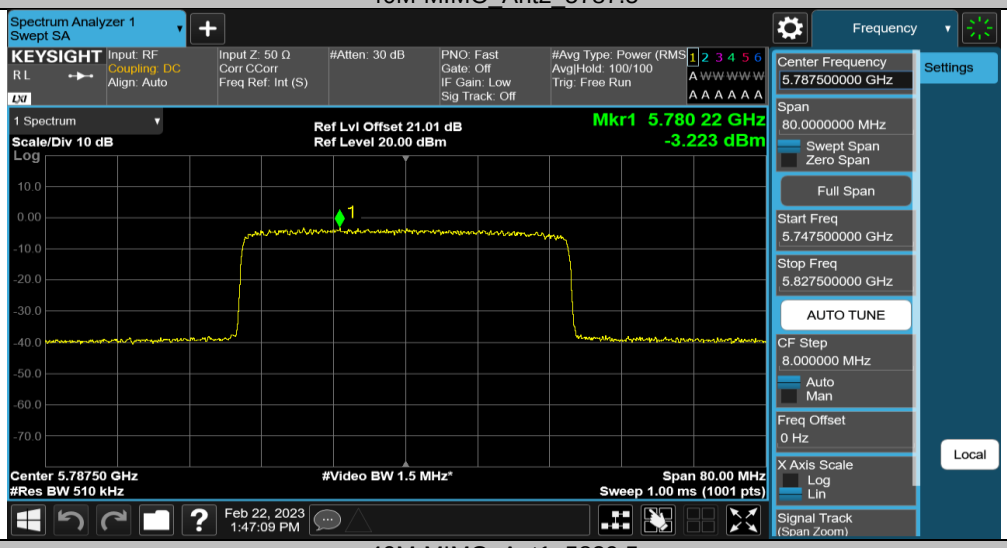

40M-MIMO_Ant1_5829.5

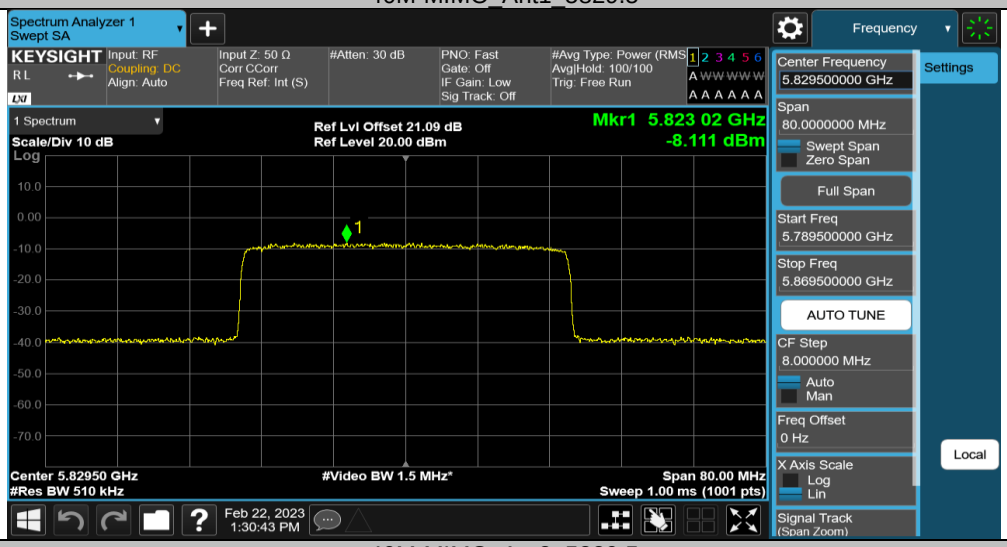

40M-MIMO_Ant2_5829.5

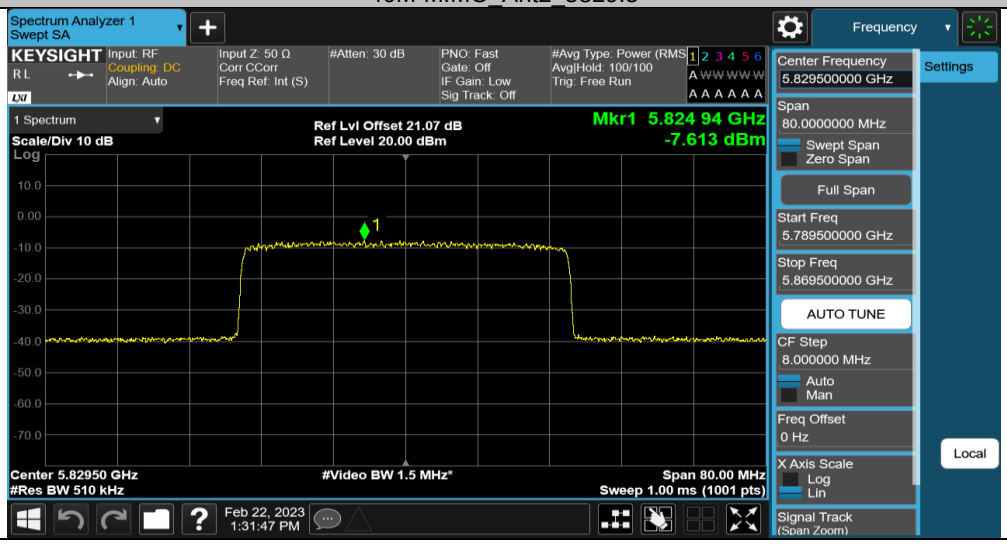

Appendix A.2: Test Results of Frequency Stability

TestMode	Antenna	Channel	Voltage [Vdc]	Temperature (℃)	Deviation (Hz)	Deviation (ppm)	Limit (ppm)	Verdict
1.4M-MIMO	Ant1	5728.5	NV	NT	-6000.00	-1.047395	20	PASS
		5786.5	NV	NT	-5000.00	-0.864080	20	PASS
		5846.5	NV	NT	-6000.00	-1.026255	20	PASS
1.4MCA-MIMO	Ant1	5730.12	NV	NT	-5000.00	-0.872582	20	PASS
		5788.12	NV	NT	-5000.00	-0.863838	20	PASS
		5848.12	NV	NT	-6000.00	-1.025971	20	PASS
3M-MIMO	Ant1	5727.5	NV	NT	-6000.00	-1.047577	20	PASS
		5784.5	NV	NT	-6000.00	-1.037255	20	PASS
		5844.5	NV	NT	-6000.00	-1.026606	20	PASS
3MCA-MIMO	Ant1	5730.2	NV	NT	-5000.00	-0.872570	20	PASS
		5787.2	NV	NT	-5000.00	-0.863976	20	PASS
		5847.2	NV	NT	-5000.00	-0.855110	20	PASS
10M-MIMO	Ant1	5730.5	NV	NT	-5000.00	-0.872524	20	PASS
		5787.5	NV	NT	-5000.00	-0.863931	20	PASS
		5844.5	NV	NT	-5000.00	-0.855505	20	PASS
20M-MIMO	Ant1	5735.5	NV	NT	-5000.00	-0.871764	20	PASS
		5787.5	NV	NT	-6000.00	-1.036717	20	PASS
		5839.5	NV	NT	-5000.00	-0.856238	20	PASS
40M-MIMO	Ant1	5745.5	NV	NT	-6000.00	-1.044296	20	PASS
		5787.5	NV	NT	-5000.00	-0.863931	20	PASS
		5829.5	NV	NT	-5000.00	-0.857706	20	PASS

Appendix A.3: Test Results of 6dB Bandwidth

5.8G SDR, 1.4MHz BW

TestMode	Antenna	Channel	DTS BW[MHz]	FL[MHz]	FH[MHz]	Limit[MHz]	Verdict
1.4M-MIMO	Ant1	5728.5	1.098	5727.946	5729.043	0.5	PASS
		5786.5	1.092	5785.951	5787.043	0.5	PASS
		5846.5	1.098	5845.946	5847.043	0.5	PASS

1.4M-MIMO_Ant1_5728.5

1.4M-MIMO_Ant1_5786.5

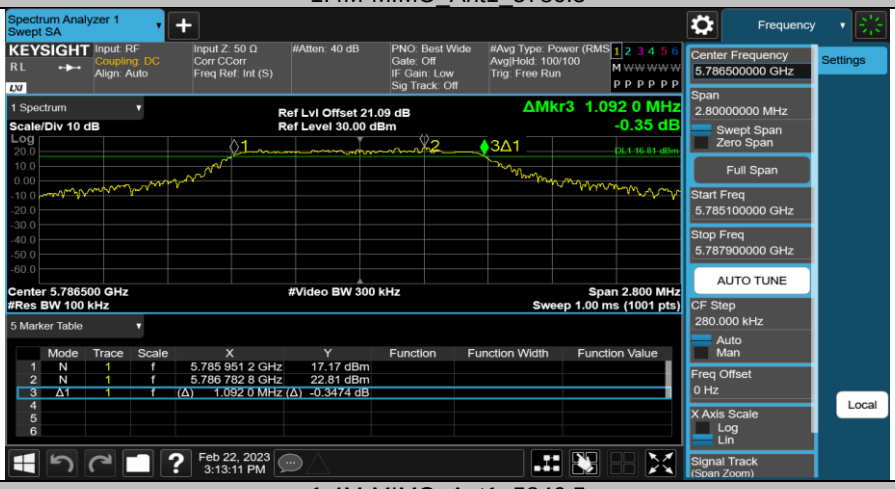

1.4M-MIMO_Ant1_5846.5