CFR 47 FCC PART 15 SUBPART E

TEST REPORT

For

DJI RC Plus 2

MODEL NUMBER: TKPL2

REPORT NUMBER: 4790917103-3-RF-4

ISSUE DATE: June 22, 2024

FCC ID:SS3-TKPL22310

Prepared for

SZ DJI TECHNOLOGY CO.,LTD.
Lobby of T2, DJI Sky City, No. 53 Xianyuan Road, Xili Community, Xili Street, Nanshan District, Shenzhen

Prepared by

UL Verification Services (Guangzhou) Co., Ltd, Song Shan Lake Branch

Building 10, Innovation Technology Park, No. 1, Li Bin Road, Song Shan Lake Hi-Tech Development Zone Dongguan, 523808, People's Republic of China

Tel: +86 769 22038881
Fax: +86 769 33244054
Website: www.ul.com

The results reported herein have been performed in accordance with the laboratory's terms of accreditation. This report shall not be reproduced except in full without the written approval of the Laboratory. The results in this report apply to the test sample(s) mentioned above at the time of the testing period only and are not to be used to indicate applicability to other similar products.

Revision History

Rev.	Issue Date	Revisions	Revised By
V0	June 22, 2024	Initial Issue	

This report shall not be reproduced except in full, without the written approval of UL Verification Services (Guangzhou) Co., Ltd, Song Shan Lake Branch.

Summary of Test Results

Test Item	Clause	Limit/Requirement	Result
ON TIME AND DUTY CYCLE	ANSI C63.10-2013, Clause 12.2	None; for reporting purposes only.	Pass
6dB AND 26dB EMISSION BANDWIDTH AND 99% OCCUPIED BANDWIDTH	KDB 789033 D02 v02r01 Section C.1	FCC Part 15.407 (a)/(e)	Pass
CONDUCTED OUTPUT POWER	KDB 789033 D02 v02r01 Section E.3.a (Method PM)/KDB 789033 D02 v02r01 Section E.3.a (Method PM) Section E.2.d (Method SA-2)	FCC 15.407 (a)	Pass
POWER SPECTRAL DENSITY	KDB 789033 D02 v02r01 Section F	FCC 15.407 (a)	Pass
AC Power Line Conducted Emission	ANSI C63.10-2013, Clause 6.2.	FCC 15.207	Pass
Radiated Emissions and Band Edge Measurement	KDB 789033 D02 v02r01 Section G.3, G.4, G.5, and G.6	FCC 15.407 (b) FCC 15.209 FCC 15.205	Pass
FREQUENCY STABILITY	ANSI C63.10-2013,Clause 6.8	FCC 15.407 (g)	Pass
Antenna Requirement	N/A	FCC 47 CFR Part 15.203/ 15.407(a)(1) (2)	Pass

*This test report is only published to and used by the applicant, and it is not for evidence purpose in China.
*The measurement result for the sample received is <Pass> according to <CFR 47 FCC PART 15 SUBPART E> when <Simple Acceptance> decision rule is applied.

This report shall not be reproduced except in full, without the written approval of UL Verification Services (Guangzhou) Co., Ltd, Song Shan Lake Branch.

CONTENTS

1. ATTESTATION OF TEST RESULTS 6

2. TEST METHODOLOGY 7

3. FACILITIES AND ACCREDITATION 7

4. CALIBRATION AND UNCERTAINTY 8

4.1. MEASURING INSTRUMENT CALIBRATION 8

4.2. MEASUREMENT UNCERTAINTY 8

5. EQUIPMENT UNDER TEST 9

5.1. DESCRIPTION OF EUT 9

5.2. CHANNEL LIST 9

5.3. MAXIMUM POWER 10

5.4. TEST CHANNEL CONFIGURATION 11

5.5. THE WORSE CASE POWER SETTING PARAMETER 12

5.6. WORSE CASE CONFIGURATIONS 14

5.7. DESCRIPTION OF AVAILABLE ANTENNAS 15

5.8. SUPPORT UNITS FOR SYSTEM TEST 17

6. MEASURING EQUIPMENT AND SOFTWARE USED 18

7. ANTENNA PORT TEST RESULTS 21

7.1. ON TIME AND DUTY CYCLE 21

7.2. 6DB AND 26DB EMISSION BANDWIDTH AND 99% OCCUPIED BANDWIDTH 22

7.3. CONDUCTED OUTPUT POWER 24

7.4. POWER SPECTRAL DENSITY 26

7.5. FREQUENCY STABILITY 28

8. RADIATED TEST RESULTS 30

8.1. RESTRICTED BANDEDGE 38

8.2. SPURIOUS EMISSIONS(1 GHZ~7 GHZ) 74

8.3. SPURIOUS EMISSIONS(7 GHZ~18 GHZ) 86

8.4. SPURIOUS EMISSIONS(9 KHZ~30 MHZ) 146

8.5. SPURIOUS EMISSIONS(18 GHZ~26 GHZ) 149

8.6. SPURIOUS EMISSIONS(26 GHZ~40 GHZ) 151

8.7. SPURIOUS EMISSIONS(30 MHZ~1 GHZ) 153

9. AC POWER LINE CONDUCTED EMISSION 155

This report shall not be reproduced except in full, without the written approval of UL Verification Services (Guangzhou) Co., Ltd, Song Shan Lake Branch.

10. ANTENNA REQUIREMENT 159

11. TEST DATA 160

11.1. APPENDIX A: EMISSION BANDWIDTH 160
11.1.1. Test Result 160
11.1.2. Test Graphs 162

11.2. APPENDIX B: OCCUPIED CHANNEL BANDWIDTH 182
11.2.1. Test Result 182
11.2.2. Test Graphs 184

11.3. APPENDIX C: MIN EMISSION BANDWIDTH 204
11.3.1. Test Result 204
11.3.2. Test Graphs 205

11.4. APPENDIX D: MAXIMUM CONDUCTED OUTPUT POWER 215
11.4.1. Test Result 215

11.5. APPENDIX E: MAXIMUM POWER SPECTRAL DENSITY 217
11.5.1. Test Result 217
11.5.2. Test Graphs 219

11.6. APPENDIX I: FREQUENCY STABILITY 239
11.6.1. Test Result 239

11.7. APPENDIX J: DUTY CYCLE 240
11.7.1. Test Result 240
11.7.2. Test Graphs 241

This report shall not be reproduced except in full, without the written approval of UL Verification Services (Guangzhou) Co., Ltd, Song Shan Lake Branch.

1. ATTESTATION OF TEST RESULTS

Applicant Information

Company Name:	SZ DJI TECHNOLOGY CO.,LTD.
Address:	Lobby of T2, DJI Sky City, No. 53 Xianyuan Road, Xili Community, Xili Street, Nanshan District, Shenzhen

Manufacturer Information

Company Name:	SZ DJI TECHNOLOGY CO.,LTD.
Address:	Lobby of T2, DJI Sky City, No. 53 Xianyuan Road, Xili Community, Xili Street, Nanshan District, Shenzhen

EUT Information

EUT Name:	DJI RC Plus 2
Model:	TKPL2
Sample Received Date:	April 26, 2024
Sample Status:	Normal
Sample ID:	7160783
Date of Tested:	April 26, 2024 to June 22, 2024

APPLICABLE STANDARDS	
STANDARD	**TEST RESULTS**
CFR 47 FCC PART 15 SUBPART E	**Pass**

Prepared By:

Fanny Huang
Engineer Project Associate

Checked By:

Kebo Zhang
Senior Project Engineer

Approved By:

Stephen Guo
Operations Manager

This report shall not be reproduced except in full, without the written approval of UL Verification Services (Guangzhou) Co., Ltd, Song Shan Lake Branch.

2. TEST METHODOLOGY

All tests were performed in accordance with the standard CFR 47 FCC PART 15 SUBPART E ,ANSI C63.10-2013, CFR 47 FCC Part 2, KDB 789033 D02 v02r01, KDB 414788 D01 Radiated Test Site v01r01, KDB 662911 D01 Multiple Transmitter Output v02r01.

3. FACILITIES AND ACCREDITATION

Accreditation Certificate	**A2LA (Certificate No.: 4102.01)** UL Verification Services (Guangzhou) Co., Ltd. Song Shan Lake Branch. has been assessed and proved to be in compliance with A2LA. **FCC (FCC Designation No.: CN1187)** UL Verification Services (Guangzhou) Co., Ltd. Song Shan Lake Branch. Has been recognized to perform compliance testing on equipment subject to the Commission's Declaration of Conformity (DoC) and Certification rules **ISED (Company No.: 21320)** UL Verification Services (Guangzhou) Co., Ltd. Song Shan Lake Branch. has been registered and fully described in a report filed with ISED. The Company Number is 21320 and the test lab Conformity Assessment Body Identifier (CABID) is CN0046. **VCCI (Registration No.: G-20192, C-20153, T-20155 and R-20202)** UL Verification Services (Guangzhou) Co., Ltd. Song Shan Lake Branch. has been assessed and proved to be in compliance with VCCI, the Membership No. is 3793. Facility Name: Chamber D, the VCCI registration No. is G-20192 and R-20202 Shielding Room B, the VCCI registration No. is C-20153 and T-20155

Note 1:
All tests measurement facilities use to collect the measurement data are located at Building 10, Innovation Technology Park, No. 1, Li Bin Road, Song Shan Lake Hi-Tech Development Zone Dongguan, 523808, People's Republic of China.

Note 2:
The test anechoic chamber in UL Verification Services (Guangzhou) Co., Ltd.
Song Shan Lake Branch had been calibrated and compared to the open field sites and the test anechoic chamber is shown to be equivalent to or worst case from the open field site.

Note 3:
For below 30 MHz, lab had performed measurements at test anechoic chamber and comparing to measurements obtained on an open field site. And these measurements below 30 MHz had been correlated to measurements performed on an OFS.

This report shall not be reproduced except in full, without the written approval of UL Verification Services (Guangzhou) Co., Ltd, Song Shan Lake Branch.

4. CALIBRATION AND UNCERTAINTY

4.1. MEASURING INSTRUMENT CALIBRATION

The measuring equipment utilized to perform the tests documented in this report has been calibrated in accordance with the manufacturer's recommendations and is traceable to recognized national standards.

4.2. MEASUREMENT UNCERTAINTY

Where relevant, the following measurement uncertainty levels have been estimated for tests performed on the apparatus:

Test Item	Uncertainty
Conduction emission	3.62 dB
Radiated Emission (Included Fundamental Emission) (9 kHz ~ 30 MHz)	2.2 dB
Radiated Emission (Included Fundamental Emission) (30 MHz ~ 1 GHz)	4.00 dB
Radiated Emission (Included Fundamental Emission) (1 GHz to 40 GHz)	5.78 dB (1 GHz ~ 18 GHz)
	5.23 dB (18 GHz ~ 26 GHz)
	5.37 dB (26 GHz ~ 40 GHz)
Duty Cycle	±0.028%
Emission Bandwidth and 99% Occupied Bandwidth	±0.0196%
Maximum Conducted Output Power	±0.766 dB
Maximum Power Spectral Density Level	±1.22 dB
Frequency Stability	±2.76%
Dynamic Frequency Selection	±1.01 dB
Conducted Band-edge Compliance	±1.328 dB
Conducted Unwanted Emissions In Non-restricted Frequency Bands	±0.746 dB (9 kHz ~ 1 GHz)
	±1.328dB (1 GHz ~ 26 GHz)
Note: This uncertainty represents an expanded uncertainty expressed at approximately the 95% confidence level using a coverage factor of k=2.	

This report shall not be reproduced except in full, without the written approval of UL Verification Services (Guangzhou) Co., Ltd, Song Shan Lake Branch.

5. EQUIPMENT UNDER TEST

5.1. DESCRIPTION OF EUT

EUT Name	DJI RC Plus 2
Model	TKPL2

Frequency Range:	5180 MHz to 5240 MHz 5 745 MHz to 5 825 MHz
Type of Modulation:	IEEE 802.11a: OFDM(64QAM, 16QAM, QPSK, BPSK) IEEE 802.11n: OFDM(64QAM, 16QAM, QPSK, BPSK) IEEE 802.11ac: OFDM(256QAM, 64QAM, 16QAM, QPSK, BPSK) IEEE 802.11ax: OFDMA(1024QAM, 256QAM, 64QAM, 16QAM, QPSK, BPSK)
Radio Technology	IEEE 802.11a20 IEEE 802.11n HT20/HT40 IEEE 802.11ac VHT20/VHT40/VHT80 IEEE 802.11ax HE20/HE40/HE80
Normal Test Voltage:	DC 7.2 V

5.2. CHANNEL LIST

UNII-1 (For Bandwidth=20MHz)		UNII-1 (For Bandwidth=40MHz)		UNII-1 (For Bandwidth=80MHz)	
Channel	Frequency (MHz)	Channel	Frequency (MHz)	Channel	Frequency (MHz)
36	5180	38	5190	42	5210
40	5200	46	5230		
44	5220				
48	5240				

UNII-3 (For Bandwidth=20MHz)		UNII-3 (For Bandwidth=40MHz)		UNII-3 (For Bandwidth=80MHz)	
Channel	Frequency (MHz)	Channel	Frequency (MHz)	Channel	Frequency (MHz)
149	5745	151	5755	155	5775
153	5765	159	5795		
157	5785				
161	5805				
165	5825				

This report shall not be reproduced except in full, without the written approval of UL Verification Services (Guangzhou) Co., Ltd, Song Shan Lake Branch.

5.3. MAXIMUM POWER

UNII-1 BAND(FCC&ISED)

IEEE Std. 802.11	Frequency (MHz)	Maximum Average Conducted Power (dBm)
a	5150 ~ 5250	17.28
n HT20		18.14
n HT40		19.08
ac VHT80		18.63
ax HE20		18.40
ax HE40		18.78
ax HE80		18.50

UNII-3 BAND(FCC&ISED)

IEEE Std. 802.11	Frequency (MHz)	Maximum Average Conducted Power (dBm)
a	5725 ~ 5850	17.85
n HT20		18.84
n HT40		20.16
ac VHT80		19.71
ax HE20		19.28
ax HE40		19.72
ax HE80		19.60

This report shall not be reproduced except in full, without the written approval of UL Verification Services (Guangzhou) Co., Ltd, Song Shan Lake Branch.

5.4. TEST CHANNEL CONFIGURATION

UNII-1 Test Channel Configuration		
IEEE Std.	Test Channel Number	Frequency
802.11a	CH 36(Low Channel), CH 40(MID Channel), CH 48(High Channel)	5180 MHz, 5200 MHz, 5240 MHz
802.11n HT20	CH 36(Low Channel), CH 40(MID Channel), CH 48(High Channel)	5180 MHz, 5200 MHz, 5240 MHz
802.11n HT40	CH 38(Low Channel), CH 46(High Channel)	5190 MHz, 5230 MHz
802.11ac VHT80	CH 42(Low Channel)	5210 MHz
802.11ax HE20	CH 36(Low Channel), CH 40(MID Channel), CH 48(High Channel)	5180 MHz, 5200 MHz, 5240 MHz
802.11ax HE40	CH 38(Low Channel), CH 46(High Channel)	5190 MHz, 5230 MHz
802.11ax HE80	CH 42(Low Channel)	5210 MHz

UNII-3 Test Channel Configuration		
IEEE Std.	Test Channel Number	Frequency
802.11a	CH 149(Low Channel), CH 157(MID Channel), CH 165(High Channel)	5745 MHz, 5785 MHz, 5825 MHz
802.11n HT20	CH 149(Low Channel), CH 157(MID Channel), CH 165(High Channel)	5745 MHz, 5785 MHz, 5825 MHz
802.11n HT40	CH 151(Low Channel), CH 159(High Channel)	5755MHz, 5795MHz
802.11ac VHT80	CH 155(Low Channel)	5775 MHz
802.11ax HE20	CH 149(Low Channel), CH 157(MID Channel), CH 165(High Channel)	5745 MHz, 5785 MHz, 5825 MHz
802.11ax HE40	CH 151(Low Channel), CH 159(High Channel)	5755MHz, 5795MHz
802.11ax HE80	CH 155(Low Channel)	5775 MHz

This report shall not be reproduced except in full, without the written approval of UL Verification Services (Guangzhou) Co., Ltd, Song Shan Lake Branch.

5.5. THE WORSE CASE POWER SETTING PARAMETER

The Worse Case Power Setting Parameter	
Test Software	QRCT

UNII-1-FCC

Mode	Rate	Channel	Soft set value	
			ANT 2	ANT 3
11a	6M	36	15	15
		40	15	15
		48	15	15
11n HT20	MCS0	36	14	14
		40	14	14
		48	14	14
11n HT40	MCS0	38	14	14
		46	14	14
11ac VHT20	MCS0	36	Cover by 11n HT20	
		40		
		48		
11ac VHT40	MCS0	38	Cover by 11n HT40	
		46		
11ac VHT80	MCS0	42	14	14
11ax HE20	MCS0	36	14	14
		40	14	14
		48	14	14
11ax HE40	MCS0	38	14	14
		46	14	14
11ax HE80	MCS0	42	14	14

This report shall not be reproduced except in full, without the written approval of UL Verification Services (Guangzhou) Co., Ltd, Song Shan Lake Branch.

UNII-3-FCC&ISED

Mode	Rate	Channel	Soft set value	
			ANT0	ANT 1
11a	6M	149	15	15
		157	14	14
		165	15	15
11n HT20	MCS0	149	14	14
		157	14	14
		165	14	14
11n HT40	MCS0	151	14	14
		159	14	14
11ac VHT20	MCS0	149	Cover by 11n HT20	
		157		
		165		
11ac VHT40	MCS0	151	Cover by 11n HT40	
		159		
11ac VHT80	MCS0	155	14	14
11ax HE20	MCS0	149	14	14
		157	14	14
		165	14	14
11ax HE40	MCS0	151	14	14
		159	14	14
11ax HE80	MCS0	155	14	14

This report shall not be reproduced except in full, without the written approval of UL Verification Services (Guangzhou) Co., Ltd, Song Shan Lake Branch.

5.6. WORSE CASE CONFIGURATIONS

The EUT was tested in the following configuration(s):

Controlled in test mode using a software application on the EUT supplied by customer. The application was used to enable a continuous transmission and to select the mode, test channels, bandwidth, data rates as required.

Test channels referring to section 5.4.

Maximum power setting referring to section 5.5.

Worst case Data Rates declared by the customer:

802.11a 20 mode: 6 Mbps
802.11n HT20 mode: MCS0
802.11n HT40 mode: MCS0
802.11ac VHT20 mode: MCS0
802.11ac VHT40 mode: MCS0
802.11ac VHT80 mode: MCS0
802.11ax HE20 mode: MCS0
802.11ax HE40 mode: MCS0
802.11ax HE80 mode: MCS0

802.11a only support SISO mode.
802.11n HT20/HT40/ac VHT20/VHT40/VHT80/ax HE20/HE40/HE80 support SISO and MIMO mode.

802.11a SISO mode, Antenna 2 and Antenna 3 has the same power setting, so only Antenna 0 worst case test data were recorded in the report.

802.11n/ac/ax SISO mode and MIMO mode have the same power setting, so only the worst case power mode(MIMO) will be record in the report.

802.11ac VHT20 and VHT40 mode are different from 802.11nHT20 and HT40 only in control messages, so for these 4 modes, only 802.11n HT20 and 802.11n HT40 worst case power modes radiated emission test data are recorded in the report.

The EUT has 6 separate antennas which correspond to 6 separate antenna ports, core ANT 0, core ANT 1, core ANT 2, core ANT 3, core ANT 4, core ANT 5 correspond to antenna 0, antenna 1, antenna 2, antenna 3, antenna 4, antenna 5 respectively. Antenna 2 and antenna 3 support WIFI 2.4G and WIFI 5G and antenna 2 also support BT. Antenna 0,1,4,5 support SRD. For SRD, the EUT support 1TX4RX and 2TX4RX mode. 1TX4RX and 2TX4RX have the same power setting, so only the worst data for 2TX4RX mode were recorded in the report. For 2T4R mode, antenna 0 and antenna 1/ antenna 0 and antenna 5/ antenna 4 and antenna 1/ antenna 4 and antenna 5 used as transmit antennas and all the 4 antennas can use as receive antennas, all the transmit combination(ANT0 and ANT1 / ANT0 and ANT5 / ANT4 and ANT1 / ANT4 and ANT5) had been tested, but only the worst data was recorded in the report.

The measured additional path loss was included in any path loss calculations for all RF cable used during tested.

This report shall not be reproduced except in full, without the written approval of UL Verification Services (Guangzhou) Co., Ltd, Song Shan Lake Branch.

Conducted output power, power spectral density tests separately on each port with all supported SISO & MIMO port combinations.

Radiated emissions tests were performed with the MIMO modes. These were found to be the worst modulation scheme with regards to emissions after preliminary investigations and, as this mode emits the highest conducted output power level, it was deemed to be the worst case.

5.7. DESCRIPTION OF AVAILABLE ANTENNAS

Antenna No.	Frequency Band	Antenna Type	Max Antenna Gain (dBi)
2	5150-5250	Dipole	3.34
3	5150-5250	Dipole	5.34

MIMO output power port and MIMO PSD port summing were performed in accordance with KDB 662911 D01. For the STBC mode results the Directional Gain was calculated in accordance with the following mothed.

For output power measurements:
Directional gain= G_{ANT} + Array Gain = 5.34 dBi
G_{ANT}: equal to the gain of the antenna having the highest gain
Array Gain = 0 dB (i.e., no array gain) for $N_{ANT} \leq 4$

For power spectral density (PSD) measurements:
Directional gain= G_{ANT} + Array Gain = 5.34 dBi
G_{ANT}: equal to the gain of the antenna having the highest gain
Array Gain = 0 dB (i.e., no array gain) for $N_{ANT} \leq 4$

Antenna No.	Frequency Band	Antenna Type	Max Antenna Gain (dBi)
2	5725-5850	Dipole	4.81
3	5725-5850	Dipole	5.72

MIMO output power port and MIMO PSD port summing were performed in accordance with KDB 662911 D01. For the STBC mode results the Directional Gain was calculated in accordance with the following mothed.

For output power measurements:
Directional gain= G_{ANT} + Array Gain = 5.72 dBi
G_{ANT}: equal to the gain of the antenna having the highest gain
Array Gain = 0 dB (i.e., no array gain) for $N_{ANT} \leq 4$

For power spectral density (PSD) measurements:
Directional gain= G_{ANT} + Array Gain = 5.72 dBi
G_{ANT}: equal to the gain of the antenna having the highest gain
Array Gain = 0 dB (i.e., no array gain) for $N_{ANT} \leq 4$

This report shall not be reproduced except in full, without the written approval of UL Verification Services (Guangzhou) Co., Ltd, Song Shan Lake Branch.

IEE Std. 802.11	Transmit and Receive Mode	Description
802.11a	☒2TX, 2RX	ANT 2 and ANT 3 can be used as transmitting/receiving antenna.
802.11n HT20	☒2TX, 2RX	ANT 2 and ANT 3 can be used as transmitting/receiving antenna.
802.11n HT40	☒2TX, 2RX	ANT 2 and ANT 3 can be used as transmitting/receiving antenna.
802.11ac VHT20	☒2TX, 2RX	ANT 2 and ANT 3 can be used as transmitting/receiving antenna.
802.11ac VHT40	☒2TX, 2RX	ANT 2 and ANT 3 can be used as transmitting/receiving antenna.
802.11ac VHT80	☒2TX, 2RX	ANT 2 and ANT 3 can be used as transmitting/receiving antenna.
802.11ax HE20	☒2TX, 2RX	ANT 2 and ANT 3 can be used as transmitting/receiving antenna.
802.11ax HE40	☒2TX, 2RX	ANT 2 and ANT 3 can be used as transmitting/receiving antenna.
802.11ax HE80	☒2TX, 2RX	ANT 2 and ANT 3 can be used as transmitting/receiving antenna.
Note: 1. Only SRD 2.4G & WIFI 5G & BT and SRD 5G & WIFI 2.4G & BT can transmit simultaneously. (declare by manufacturer)		

This report shall not be reproduced except in full, without the written approval of UL Verification Services (Guangzhou) Co., Ltd, Song Shan Lake Branch.

5.8. SUPPORT UNITS FOR SYSTEM TEST

SUPPORT EQUIPMENT

Item	Equipment	Brand Name	Model Name	Remarks
1	Laptop	Lenovo	E42-80	/

I/O CABLES

Cable No	Port	Connector Type	Cable Type	Cable Length(m)	Remarks
1	USB	Type C	Unshielded	1.0	/

ACCESSORIES

Item	Accessory	Brand Name	Model Name	Description
1	Adapter	/	PD-30CN	Input: AC 100 ~ 240 V, 50/60 Hz Output: DC 5 V, 3 A

TEST SETUP

The EUT can work in engineering mode with a software through a laptop.

SETUP DIAGRAM FOR TESTS

For Conducted Emission Test for AC Power Port Test:

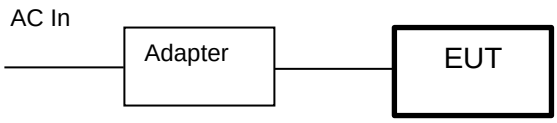

For other tests:

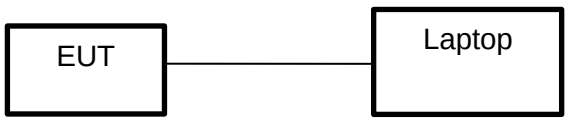

This report shall not be reproduced except in full, without the written approval of UL Verification Services (Guangzhou) Co., Ltd, Song Shan Lake Branch.

6. MEASURING EQUIPMENT AND SOFTWARE USED

R&S TS 8997 Test System					
Equipment	Manufacturer	Model No.	Serial No.	Last Cal.	Due. Date
Power sensor, Power Meter	R&S	OSP120	100921	Mar.25,2024	Mar.24,2025
Vector Signal Generator	R&S	SMBV100A	261637	Oct.12, 2023	Oct.11, 2024
Signal Generator	R&S	SMB100A	178553	Oct.12, 2023	Oct.11, 2024
Signal Analyzer	R&S	FSV40	101118	Oct.12, 2023	Oct.11, 2024

Software			
Description	Manufacturer	Name	Version
For R&S TS 8997 Test System	Rohde & Schwarz	EMC 32	10.60.10

Tonsend RF Test System					
Equipment	Manufacturer	Model No.	Serial No.	Last Cal.	Due. Date
Wideband Radio Communication Tester	R&S	CMW500	155523	Oct.12, 2023	Oct.11, 2024
Wireless Connectivity Tester	R&S	CMW270	1201.0002N75-102	Sep.25, 2023	Sep.24, 2024
PXA Signal Analyzer	Keysight	N9030A	MY55410512	Oct.12, 2023	Oct.11, 2024
MXG Vector Signal Generator	Keysight	N5182B	MY56200284	Oct.12, 2023	Oct.11, 2024
MXG Vector Signal Generator	Keysight	N5172B	MY56200301	Oct.12, 2023	Oct.11, 2024
DC power supply	Keysight	E3642A	MY55159130	Oct.12, 2023	Oct.11, 2024
Temperature & Humidity Chamber	SANMOOD	SG-80-CC-2	2088	Oct.12, 2023	Oct.11, 2024
Attenuator	Aglient	8495B	2814a12853	Oct.12, 2023	Oct.11, 2024
RF Control Unit	Tonscend	JS0806-2	23B80620666	Mar.25,2024	Mar.24,2025

Software			
Description	Manufacturer	Name	Version
Tonsend SRD Test System	Tonsend	JS1120-3 RF Test System	V3.2.22

This report shall not be reproduced except in full, without the written approval of UL Verification Services (Guangzhou) Co., Ltd, Song Shan Lake Branch.

Conducted Emissions					
Equipment	Manufacturer	Model No.	Serial No.	Last Cal.	Due Date
EMI Test Receiver	R&S	ESR3	101961	Oct.13, 2023	Oct.12, 2024
Two-Line V-Network	R&S	ENV216	101983	Oct.13, 2023	Oct.12, 2024
Artificial Mains Networks	Schwarzbeck	NSLK 8126	8126465	Oct.13, 2023	Oct.12, 2024
Software					
Description			Manufacturer	Name	Version
Test Software for Conducted Emissions			Farad	EZ-EMC	Ver. UL-3A1

Radiated Emissions					
Equipment	Manufacturer	Model No.	Serial No.	Last Cal.	Due Date
MXE EMI Receiver	KESIGHT	N9038A	MY56400036	Oct.12, 2023	Oct.11, 2024
Hybrid Log Periodic Antenna	TDK	HLP-3003C	130959	Aug.02, 2021	Aug.01, 2024
Preamplifier	HP	8447D	2944A09099	Oct.12, 2023	Oct.11, 2024
EMI Measurement Receiver	R&S	ESR26	101377	Oct.12, 2023	Oct.11, 2024
Horn Antenna	TDK	HRN-0118	130940	July 20, 2021	July 19, 2024
Preamplifier	TDK	PA-02-0118	TRS-305-00067	Oct.12, 2023	Oct.11, 2024
Horn Antenna	Schwarzbeck	BBHA9170	697	July 20, 2021	July 19, 2024
Preamplifier	TDK	PA-02-2	TRS-307-00003	Oct.12, 2023	Oct.11, 2024
Preamplifier	TDK	PA-02-3	TRS-308-00002	Oct.12, 2023	Oct.11, 2024
Loop antenna	Schwarzbeck	1519B	00008	Dec.14, 2021	Dec.13, 2024
Preamplifier	TDK	PA-02-001-3000	TRS-302-00050	Oct.12, 2023	Oct.11, 2024
Highpass Filter	Wainwright	WHKX10-5850-6500-1800-40SS	4	Oct.12, 2023	Oct.11, 2024
Band Reject Filter	Wainwright	WRCJV12-5695-5725-5850-5880-40SS	4	Oct.12, 2023	Oct.11, 2024
Band Reject Filter	Wainwright	WRCJV20-5120-5150-5350-5380-60SS	2	Oct.12, 2023	Oct.11, 2024
Software					

This report shall not be reproduced except in full, without the written approval of UL Verification Services (Guangzhou) Co., Ltd, Song Shan Lake Branch.

Description	Manufacturer	Name	Version
Test Software for Radiated Emissions	Farad	EZ-EMC	Ver. UL-3A1

Other Instrument					
Equipment	Manufacturer	Model No.	Serial No.	Last Cal.	Due Date
Temperature humidity probe	OMEGA	ITHX-SD-5	18470007	Oct.21, 2023	Oct.20, 2024
Barometer	Yiyi	Baro	N/A	Oct.19, 2023	Oct.18, 2024
Attenuator	Agilent	8495B	2814a12853	Oct.12, 2023	Oct.11, 2024

This report shall not be reproduced except in full, without the written approval of UL Verification Services (Guangzhou) Co., Ltd, Song Shan Lake Branch.

7. ANTENNA PORT TEST RESULTS

7.1. ON TIME AND DUTY CYCLE

LIMITS

None; for reporting purposes only.

TEST PROCEDURE

Refer to KDB 789033 D02 General U-NII Test Procedures New Rules v02r01 section II.B.

The zero-span mode on a spectrum analyzer or EMI receiver, if the response time and spacing between bins on the sweep are sufficient to permit accurate measurements of the on and off times of the transmitted signal. Set the center frequency of the instrument to the center frequency of the transmission. Set RBW ≥ EBW if possible; otherwise, set RBW to the largest available value. Set VBW ≥ RBW. Set detector = peak or average. The zero-span measurement method shall not be used unless both RBW and VBW are > 50/T, where T is defined in II.B.1.a), and the number of sweep points across duration T exceeds 100. (For example, if VBW and/or RBW are limited to 3 MHz, then the zero-span method of measuring duty cycle shall not be used if T ≤ 16.7 microseconds.)

TEST SETUP

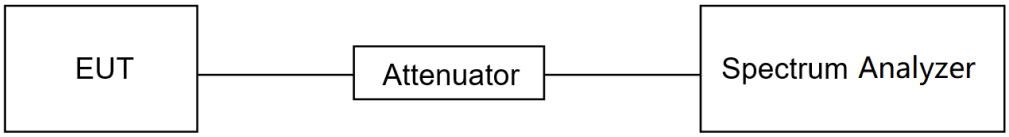

TEST ENVIRONMENT

Temperature	25.7℃	Relative Humidity	59.3%
Atmosphere Pressure	101kPa	Test Voltage	DC 7.2 V

TEST DATE / ENGINEER

Test Date	May 10, 2024	Test By	Johnson Liu

TEST RESULTS

Please refer to section "Test Data" - Appendix G

This report shall not be reproduced except in full, without the written approval of UL Verification Services (Guangzhou) Co., Ltd, Song Shan Lake Branch.

7.2. 6DB AND 26DB EMISSION BANDWIDTH AND 99% OCCUPIED BANDWIDTH

LIMITS

CFR 47 FCC Part15, Subpart E		
Test Item	Limit	Frequency Range (MHz)
26 dB Emission Bandwidth	For reporting purposes only.	5150 ~ 5250
6 dB Emission Bandwidth	The minimum 6 dB emission bandwidth shall be 500 kHz.	5725 ~ 5850
99 % Occupied Bandwidth	For reporting purposes only.	5150 ~ 5825 (For ISED)

TEST PROCEDURE

Refer to KDB 789033 D02 General U-NII Test Procedures New Rules v02r01 section II.C1. for 26 dB Emission Bandwidth; section II.C2. for 6 dB Emission Bandwidth; section II.D. for 99 % Occupied Bandwidth.
Connect the EUT to the spectrum analyser and use the following settings:

Center Frequency	The center frequency of the channel under test
Detector	Peak
RBW	For 6 dB Emission Bandwidth: RBW=100 kHz For 26 dB Emission bandwidth: approximately 1 % of the EBW. For 99 % Occupied Bandwidth: approximately 1 % ~ 5 % of the OBW.
VBW	For 6 dB Bandwidth: ≥ 3*RBW For 26 dB Bandwidth: >3*RBW For 99 % Bandwidth: >3*RBW
Trace	Max hold
Sweep	Auto couple

a) Use the 99 % power bandwidth function of the instrument, allow the trace to stabilize and report the measured bandwidth.
b) Allow the trace to stabilize and measure the maximum width of the emission that is constrained by the frequencies associated with the two outermost amplitude points (upper and lower frequencies) that are attenuated by 6/26 dB relative to the maximum level measured in the fundamental emission.

TEST SETUP

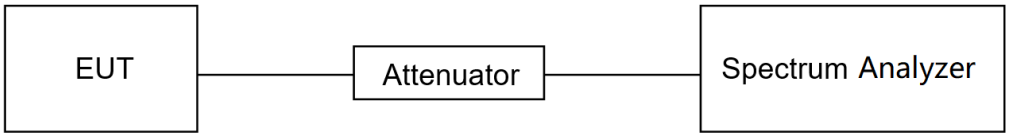

This report shall not be reproduced except in full, without the written approval of UL Verification Services (Guangzhou) Co., Ltd, Song Shan Lake Branch.

TEST ENVIRONMENT

Temperature	25.7℃	Relative Humidity	59.3%
Atmosphere Pressure	101kPa	Test Voltage	DC 7.2 V

TEST DATE / ENGINEER

Test Date	May 10, 2024	Test By	Johnson Liu

TEST RESULTS

Please refer to section "Test Data" - Appendix A&B&C

This report shall not be reproduced except in full, without the written approval of UL Verification Services (Guangzhou) Co., Ltd, Song Shan Lake Branch.

7.3. CONDUCTED OUTPUT POWER

LIMITS

CFR 47 FCC Part15, Subpart E		
Test Item	Limit	Frequency Range (MHz)
Conducted Output Power	☐ Outdoor Access Point: 1 W (30 dBm) ☐ Indoor Access Point: 1 W (30 dBm) ☐ Fixed Point-To-Point Access Points: 1 W (30 dBm) ☒ Client Devices: 250 mW (24 dBm)	5150 ~ 5250
	Shall not exceed 1 Watt (30 dBm).	5725 ~ 5850

Note:
The above limits are based upon the maximum antenna gain does not exceed 6 dBi.
If transmitting antennas of directional gain greater than 6 dBi are used, the maximum conducted output power shall be reduced by the amount in dB that the directional gain of the antenna exceeds 6 dBi.

TEST PROCEDURE

Refer to KDB 789033 D02 General U-NII Test Procedures New Rules v02r01 section II.E.

Method PM (Measurement using an RF average power meter):
(i) Measurements may be performed using a wideband RF power meter with a thermocouple detector or equivalent if all of the following conditions are satisfied:
a. The EUT is configured to transmit continuously or to transmit with a constant duty cycle.
b. At all times when the EUT is transmitting, it must be transmitting at its maximum power control level.
c. The integration period of the power meter exceeds the repetition period of the transmitted signal by at least a factor of five.
(ii) If the transmitter does not transmit continuously, measure the duty cycle, x, of the transmitter output signal as described in II.B.
(iii) Measure the average power of the transmitter. This measurement is an average over both the on and off periods of the transmitter.
(iv) Adjust the measurement in dBm by adding 10 log (1/x) where x is the duty cycle (e.g., 10 log (1/0.25) if the duty cycle is 25 %).

TEST SETUP

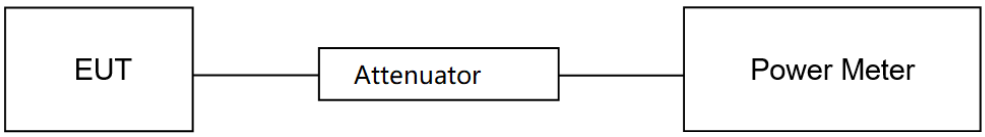

This report shall not be reproduced except in full, without the written approval of UL Verification Services (Guangzhou) Co., Ltd, Song Shan Lake Branch.

TEST ENVIRONMENT

Temperature	25.7℃	Relative Humidity	59.3%
Atmosphere Pressure	101kPa	Test Voltage	DC 7.2 V

TEST DATE / ENGINEER

Test Date	May 10, 2024	Test By	Johnson Liu

TEST RESULTS

Please refer to section "Test Data" - Appendix D

This report shall not be reproduced except in full, without the written approval of UL Verification Services (Guangzhou) Co., Ltd, Song Shan Lake Branch.

7.4. POWER SPECTRAL DENSITY

LIMITS

CFR 47 FCC Part15, Subpart E		
Test Item	Limit	Frequency Range (MHz)
Power Spectral Density	☐ Outdoor Access Point: 17 dBm/MHz ☐ Indoor Access Point: 17 dBm/MHz ☐ Fixed Point-To-Point Access Points: 17 dBm/MHz ☒ Client Devices: 11 dBm/MHz	5150 ~ 5250
	30 dBm/500kHz	5725 ~ 5850

Note:
The above limits are based upon the maximum antenna gain does not exceed 6 dBi.
If transmitting antennas of directional gain greater than 6 dBi are used, maximum power spectral density shall be reduced by the amount in dB that the directional gain of the antenna exceeds 6 dBi.

TEST PROCEDURE

Refer to KDB 789033 D02 General U-NII Test Procedures New Rules v02r01 section II.F.

Connect the EUT to the spectrum analyzer and use the following settings:

For U-NII-1, U-NII-2A and U-NII-2C band:

Center Frequency	The center frequency of the channel under test
Detector	RMS
RBW	1 MHz
VBW	≥3 × RBW
Span	Encompass the entire emissions bandwidth (EBW) of the signal
Trace	Average
Sweep time	Auto

For U-NII-3:

Center Frequency	The center frequency of the channel under test
Detector	RMS
RBW	500 kHz
VBW	≥3 × RBW
Span	Encompass the entire emissions bandwidth (EBW) of the signal
Trace	Average
Sweep time	Auto

This report shall not be reproduced except in full, without the written approval of UL Verification Services (Guangzhou) Co., Ltd, Song Shan Lake Branch.

Allow trace to fully stabilize and use the peak search function on the instrument to find the peak of the spectrum and record its value.
Add 10 log (1/x), where x is the duty cycle, to the peak of the spectrum, the result is the Maximum PSD over 1 MHz / 500 kHz reference bandwidth.

TEST SETUP

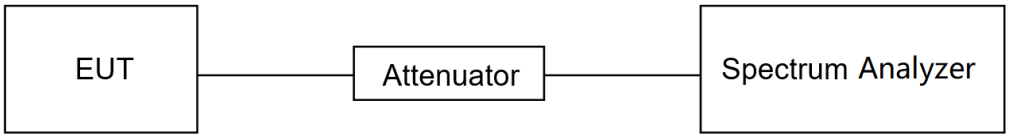

TEST ENVIRONMENT

Temperature	25.7℃	Relative Humidity	59.3%
Atmosphere Pressure	101kPa	Test Voltage	DC 7.2 V

TEST DATE / ENGINEER

Test Date	May 10, 2024	Test By	Johnson Liu

TEST RESULTS

Please refer to section "Test Data" - Appendix E

This report shall not be reproduced except in full, without the written approval of UL Verification Services (Guangzhou) Co., Ltd, Song Shan Lake Branch.

7.5. FREQUENCY STABILITY

LIMITS

The frequency of the carrier signal shall be maintained within band of operation.

TEST PROCEDURE

1. The EUT was placed inside an environmental chamber as the temperature in the chamber was varied between -10 °C ~ 40 °C (declared by customer).

2. The temperature was incremented by 10 °C intervals and the unit allowed to stabilize at each temperature before each measurement. The center frequency of the transmitting channel was evaluated at each temperature and the frequency deviation from the channel's center frequency was recorded.

3. The primary supply voltage is varied from 85 % to 115 % of the nominal value for non hand-carried battery and AC powered equipment. For hand-carried, battery-powered equipment, primary supply voltage is reduced to the battery operating end point which shall be specified by the manufacturer.

Connect the EUT to the spectrum analyzer and use the following settings:

Center Frequency	The center frequency of the channel under test
Detector	Peak
RBW	10 kHz
VBW	≥3 × RBW
Span	Encompass the entire emissions bandwidth (EBW) of the signal
Trace	Max hold
Sweep time	Auto

4. While maintaining a constant temperature inside the environmental chamber, turn the EUT on and record the operating frequency at startup, and at 2 minutes, 5minutes, and 10 minutes after the EUT is energized.

5. Allow the trace to stabilize, find the peak value of the power envelope and record the frequency, then calculated the frequency drift.

TEST ENVIRONMENT

	Normal Test Conditions	Extreme Test Conditions
Relative Humidity	20 % ~ 75 %	/
Atmospheric Pressure	100 kPa ~ 102 kPa	/
Temperature	T_N (Normal Temperature): 25.1 °C	T_L (Low Temperature): -10 °C
		T_H (High Temperature): 40 °C
Supply Voltage	V_N (Normal Voltage): DC 7.2 V	V_L (Low Voltage): DC 6.12 V
		V_H (High Voltage): DC 8.28 V

This report shall not be reproduced except in full, without the written approval of UL Verification Services (Guangzhou) Co., Ltd, Song Shan Lake Branch.

TEST SETUP

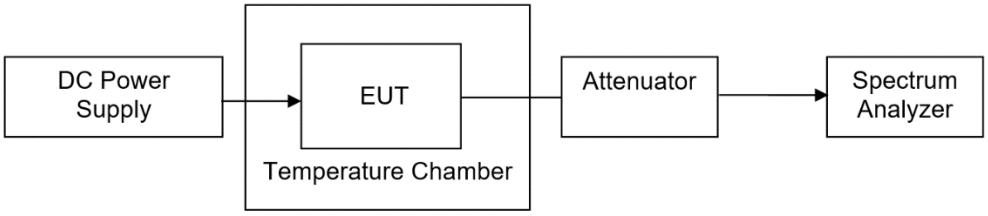

TEST ENVIRONMENT

Temperature	25.7℃	Relative Humidity	59.3%
Atmosphere Pressure	101kPa	Test Voltage	DC 7.2 V

TEST DATE / ENGINEER

Test Date	May 10, 2024	Test By	Johnson Liu

TEST RESULTS

Please refer to section "Test Data" - Appendix F

This report shall not be reproduced except in full, without the written approval of UL Verification Services (Guangzhou) Co., Ltd, Song Shan Lake Branch.

8. RADIATED TEST RESULTS

LIMITS

Refer to CFR 47 FCC §15.205, §15.209 and §15.407 (b).

Radiation Disturbance Test Limit for FCC (Class B) (9 kHz ~ 1 GHz)

Emissions radiated outside of the specified frequency bands above 30 MHz			
Frequency Range (MHz)	Field Strength Limit (uV/m) at 3 m	Field Strength Limit (dBuV/m) at 3 m	
		Quasi-Peak	
30 - 88	100	40	
88 - 216	150	43.5	
216 - 960	200	46	
Above 960	500	54	
Above 1000	500	Peak	Average
		74	54

FCC Emissions radiated outside of the specified frequency bands below 30 MHz		
Frequency (MHz)	Field strength (microvolts/meter)	Measurement distance (meters)
0.009-0.490	2400/F(kHz)	300
0.490-1.705	24000/F(kHz)	30
1.705-30.0	30	30

This report shall not be reproduced except in full, without the written approval of UL Verification Services (Guangzhou) Co., Ltd, Song Shan Lake Branch.

FCC Restricted bands of operation refer to FCC §15.205 (a):

MHz	MHz	MHz	GHz
0.090-0.110	16.42-16.423	399.9-410	4.5-5.15
[1]0.495-0.505	16.69475-16.69525	608-614	5.35-5.46
2.1735-2.1905	16.80425-16.80475	960-1240	7.25-7.75
4.125-4.128	25.5-25.67	1300-1427	8.025-8.5
4.17725-4.17775	37.5-38.25	1435-1626.5	9.0-9.2
4.20725-4.20775	73-74.6	1645.5-1646.5	9.3-9.5
6.215-6.218	74.8-75.2	1660-1710	10.6-12.7
6.26775-6.26825	108-121.94	1718.8-1722.2	13.25-13.4
6.31175-6.31225	123-138	2200-2300	14.47-14.5
8.291-8.294	149.9-150.05	2310-2390	15.35-16.2
8.362-8.366	156.52475-156.52525	2483.5-2500	17.7-21.4
8.37625-8.38675	156.7-156.9	2690-2900	22.01-23.12
8.41425-8.41475	162.0125-167.17	3260-3267	23.6-24.0
12.29-12.293	167.72-173.2	3332-3339	31.2-31.8
12.51975-12.52025	240-285	3345.8-3358	36.43-36.5
12.57675-12.57725	322-335.4	3600-4400	([2])
13.36-13.41			

Note: [1]Until February 1, 1999, this restricted band shall be 0.490-0.510 MHz.
[2]Above 38.6c

Limits of unwanted/undesirable emission out of the restricted bands refer to CFR 47 FCC §15.407 (b).

LIMITS OF RADIATED EMISSION MEASUREMENT (Above 1GHz)		
Frequency Range (MHz)	EIRP Limit	Field Strength Limit (dBuV/m) at 3 m
5150~5250 MHz	PK: -27 (dBm/MHz)	PK:68.2(dBμV/m)
5725~5850 MHz	PK: -27 (dBm/MHz) *1 PK: 10 (dBm/MHz) *2 PK: 15.6 (dBm/MHz) *3 PK: 27 (dBm/MHz) *4	PK: 68.2(dBμV/m) *1 PK: 105.2 (dBμV/m) *2 PK: 110.8(dBμV/m) *3 PK: 122.2 (dBμV/m) *4
Note: *1 beyond 75 MHz or more above of the band edge. *2 below the band edge increasing linearly to 10 dBm/MHz at 25 MHz above. *3 below the band edge increasing linearly to a level of 15.6 dBm/MHz at 5 MHz above. *4 from 5 MHz above or below the band edge increasing linearly to a level of 27 dBm/MHz at the band edge.		

TEST PROCEDURE

Below 30 MHz

The setting of the spectrum analyzer

RBW	200 Hz (From 9 kHz to 0.15 MHz)/ 9 kHz (From 0.15 MHz to 30 MHz)
VBW	200 Hz (From 9 kHz to 0.15 MHz)/ 9 kHz (From 0.15 MHz to 30 MHz)
Sweep	Auto

This report shall not be reproduced except in full, without the written approval of UL Verification Services (Guangzhou) Co., Ltd, Song Shan Lake Branch.

1. The testing follows the guidelines in ANSI C63.10-2013 clause 6.4.

2. The EUT was arranged to its worst case and then turntable (from 0 degree to 360 degrees) to find the maximum reading. A pre-amp and a high pass filter are used for the test in order to get better signal level. Both Horizontal, Face-on and Face-off polarizations of the antenna are set to make the measurement.

3. The EUT was placed on a turntable with 80 cm above ground.

4. The EUT was set 3 meters from the interference receiving antenna, which was mounted on the top of a 1 m height antenna tower.

5. The radiated emission limits are based on measurements employing a CISPR quasi-peak detector except for the frequency bands 9-90 kHz, 110-490 kHz and above 1000 MHz Radiated emission limits in these three bands are based on measurements employing an average detector.

6. For measurement below 1 GHz, the initial step in collecting conducted emission data is a spectrum analyzer peak detector mode pre-scanning the measurement frequency range. Significant peaks are then marked and then Quasi Peak and average detector mode re-measured. If the emission level of the EUT measured by the peak detector is 3 dB lower than the applicable limit, the peak emission level will be reported. Otherwise, the emission measurement will be repeated using the quasi-peak and average detector and reported.

7. Although these tests were performed other than open field site, adequate comparison measurements were confirmed against 30m open field site. Therefore sufficient tests were made to demonstrate that the alternative site produces results that correlate with the ones of tests made in an open field site based on KDB 414788.

8. The limits in CFR 47, Part 15, Subpart C, paragraph 15.209 (a), are identical to those in RSS-GEN Section 8.9, Table 6, since the measurements are performed in terms of magnetic field strength and converted to electric field strength levels (as reported in the table) using the free space impedance of 377Ω. For example, the measurement frequency X kHz resulted in a level of Y dBuV/m, which is equivalent to Y-51.5 = Z dBuA/m, which has the same margin, W dB, to the corresponding RSS-GEN Table 6 limit as it has to be 15.209(a) limit.

This report shall not be reproduced except in full, without the written approval of UL Verification Services (Guangzhou) Co., Ltd, Song Shan Lake Branch.

Below 1 GHz and above 30 MHz

The setting of the spectrum analyzer

RBW	120 kHz
VBW	300 kHz
Sweep	Auto
Detector	Peak/QP
Trace	Max hold

1. The testing follows the guidelines in ANSI C63.10-2013 clause 6.5.

2. The EUT was arranged to its worst case and then tune the antenna tower (from 1 m to 4 m) and turntable (from 0 degree to 360 degrees) to find the maximum reading. A pre-amp and a high pass filter are used for the test in order to get better signal level. Both horizontal and vertical polarizations of the antenna are set to make the measurement.

3. The EUT was placed on a turntable with 80 cm above ground.

4. The EUT was set 3 meters from the interference receiving antenna, which was mounted on the top of a variable height antenna tower.

5. For measurement below 1 GHz, the initial step in collecting conducted emission data is a spectrum analyzer peak detector mode pre-scanning the measurement frequency range. Significant peaks are then marked and then Quasi Peak detector mode re-measured. If the emission level of the EUT measured by the peak detector is 3 dB lower than the applicable limit, the peak emission level will be reported. Otherwise, the emission measurement will be repeated using the quasi-peak detector and reported.

This report shall not be reproduced except in full, without the written approval of UL Verification Services (Guangzhou) Co., Ltd, Song Shan Lake Branch.

Above 1 GHz

The setting of the spectrum analyzer

RBW	1 MHz
VBW	PEAK: 3 MHz AVG: see note 6
Sweep	Auto
Detector	Peak
Trace	Max hold

1. The testing follows the guidelines in KDB 789033 D02 General U-NII Test Procedures New Rules v02r01 section II.G.3 ~ II.G.6.

2. The EUT was arranged to its worst case and then tune the antenna tower (from 1 m to 4 m) and turntable (from 0 degree to 360 degrees) to find the maximum reading. A pre-amp and a high pass filter are used for the test in order to get better signal level. Both horizontal and vertical polarizations of the antenna are set to make the measurement.

3. The EUT was placed on a turntable with 1.5 m above ground.

4. The EUT was set 3 meters from the interference receiving antenna, which was mounted on the top of a variable height antenna tower.

5. For measurement above 1 GHz, the emission measurement will be measured by the peak detector. This peak level, once corrected, must comply with the limit specified in Section 15.209.

6. For measurements above 1 GHz the resolution bandwidth is set to 1 MHz, then the video bandwidth is set to 3 MHz for peak measurements and 1 MHz resolution bandwidth with 1/T video bandwidth with peak detector for average measurements. For the Duty Cycle please refer to clause 7.1. ON TIME AND DUTY CYCLE.

X axis, Y axis, Z axis positions:

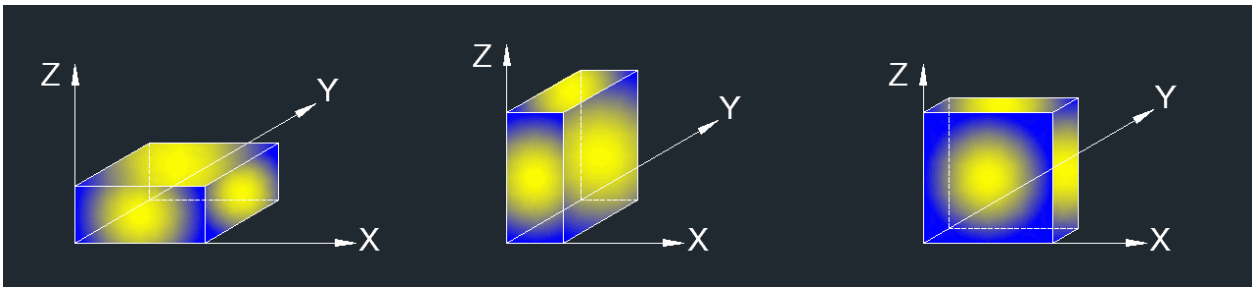

Note 1: For all radiated test, EUT in each of three orthogonal axis emissions had been tested, but only the worst case (X axis) data recorded in the report.

Note 2: The EUT was fully exercised with external accessories during the test. In the case of multiple accessory external ports, an external accessory shall be connected to one of each type of port.

This report shall not be reproduced except in full, without the written approval of UL Verification Services (Guangzhou) Co., Ltd, Song Shan Lake Branch.

For Restricted Bandedge:
Note:
1. Measurement = Reading Level + Correct Factor.
2. If the peak values are less than the average limit of 54 dBuV/m, the average result is deemed to comply with average limit.
3. PK=Peak: Peak detector.
4. AV=Average: VBW=1/Ton, where: Ton is the transmitting duration.
5. For the transmitting duration, please refer to clause 7.1.
6. Only the worst data was recorded, if it complies with the limit, the other emissions deemed to comply with the limit.
7. Both horizontal and vertical have been tested, only the worst data was recorded in the report.
8. All modes have been tested, but only the worst data was recorded in the report.

For Radiate Spurious emission (9 kHz ~ 30 MHz):
Note:
1. Measurement = Reading Level + Correct Factor.
2. If the peak values are less than the QP limit, the QP result is deemed to comply with QP limit.
3. All 3 polarizations (Horizontal, Face-on and Face-off) of the loop antenna had been tested, but only the worst data recorded in the report.
4. All modes have been tested, but only the worst data was recorded in the report.
5. dBuA/m= dBuV/m- 20Log10[120π] = dBuV/m- 51.5

For Radiate Spurious Emission (30 MHz ~ 1 GHz):
Note:
1. Result Level = Read Level + Correct Factor.
2. If the peak values are less than the QP limit, the QP result is deemed to comply with QP limit.
3. All modes have been tested, but only the worst data was recorded in the report.

For Radiate Spurious Emission (1 GHz ~ 7 GHz):
1. Measurement = Reading Level + Correct Factor.
2. If the peak values are less than the average limit of 54 dBuV/m, the average result is deemed to comply with average limit.
3. Peak: Peak detector.
4. AVG: VBW=1/Ton, where: Ton is the transmitting duration.
5. For the transmitting duration, please refer to clause 7.1.
6. Filter losses were only considered in the spurious frequency bands and the authorized band was not corrected for Band reject filter losses.
7. Proper operation of the transmitter prior to adding the filter to the measurement chain.
8. Since non-restricted band peak emissions are less than the average limit, they also comply with the -27 dBm/MHz (68.2 dBuV/m) limit.
9. All modes have been tested, but only the worst data was recorded in the report.

This report shall not be reproduced except in full, without the written approval of UL Verification Services (Guangzhou) Co., Ltd, Song Shan Lake Branch.

For Radiate Spurious Emission (7 GHz ~ 18 GHz):
Note:
1. Peak Result = Reading Level + Correct Factor.
2. If the peak values are less than the average limit of 54 dBuV/m, the average result is deemed to comply with average limit.
3. Peak: Peak detector.
4. AVG: VBW=1/Ton, where: Ton is the transmitting duration.
5. For the transmitting duration, please refer to clause 7.1.
6. Filter losses were only considered in the spurious frequency bands and the authorized band was not corrected for High Pass Filter losses.
7. Proper operation of the transmitter prior to adding the filter to the measurement chain.
8. Since non-restricted band peak emissions are less than the average limit, they also comply with the -27 dBm/MHz (68.2 dBuV/m) limit.
9. All modes have been tested, but only the worst data was recorded in the report.

For Radiate Spurious emission (18 GHz ~ 26 GHz):
Note:
1. Measurement = Reading Level + Correct Factor.
2. If the peak values are less than the average limit of 54 dBuV/m, the average result is deemed to comply with average limit.
3. Peak: Peak detector.
4. All modes have been tested, but only the worst data was recorded in the report.

For Radiate Spurious emission (26 GHz ~ 40 GHz):
Note:
1. Measurement = Reading Level + Correct Factor.
2. If the peak values are less than the average limit of 54 dBuV/m, the average result is deemed to comply with average limit.
3. Peak: Peak detector.
4. All modes have been tested, but only the worst data was recorded in the report.

TEST SETUP

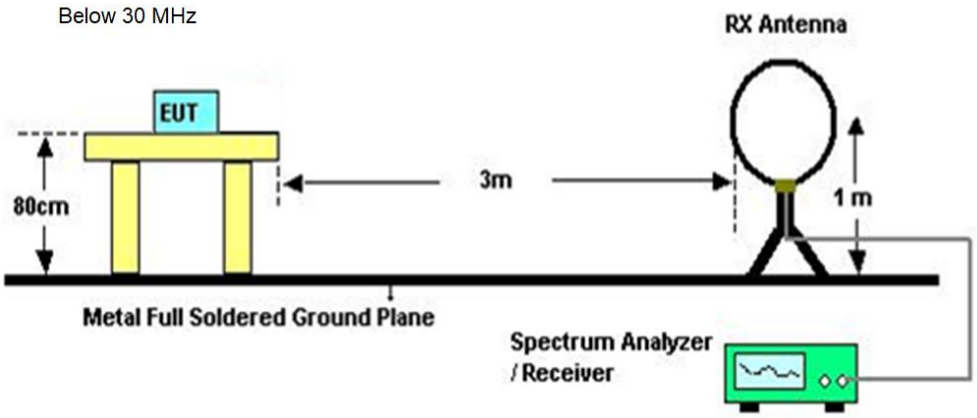

This report shall not be reproduced except in full, without the written approval of UL Verification Services (Guangzhou) Co., Ltd, Song Shan Lake Branch.

Below 1 GHz and above 30 MHz

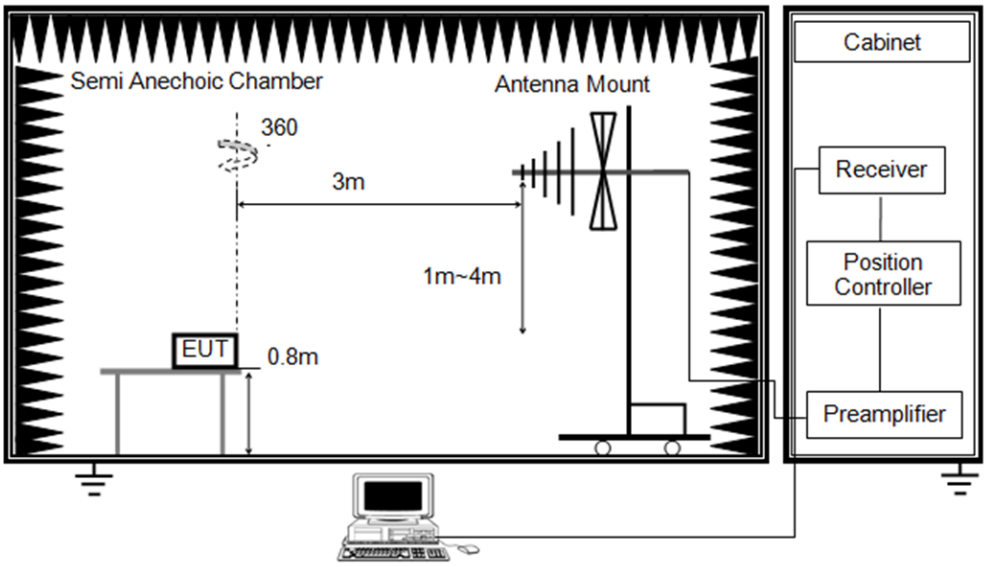

Above 1 GHz

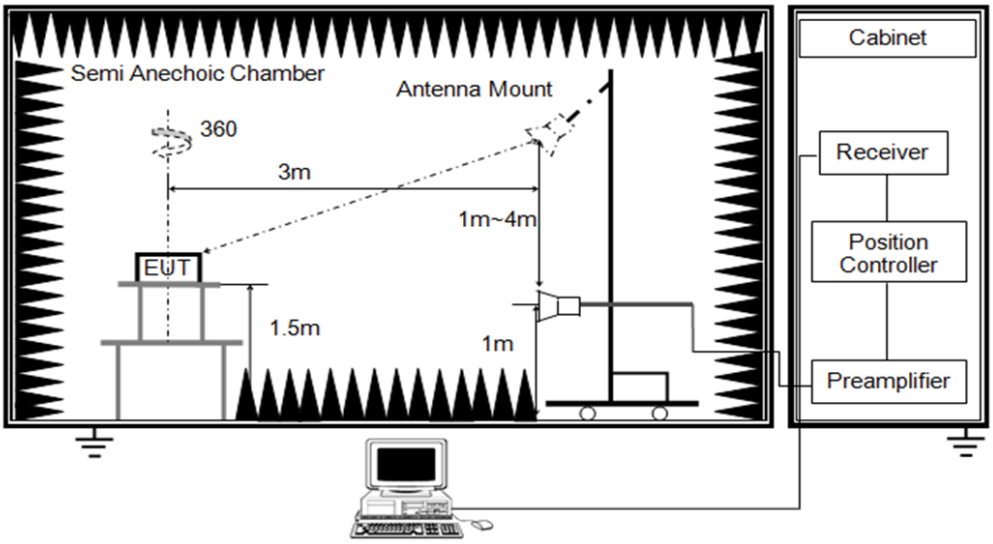

TEST ENVIRONMENT

Temperature	22.6℃	Relative Humidity	61.5%
Atmosphere Pressure	101kPa	Test Voltage	

TEST DATE / ENGINEER

Test Date	June 18, 2024	Test By	Mason Wang

TEST RESULTS

This report shall not be reproduced except in full, without the written approval of UL Verification Services (Guangzhou) Co., Ltd, Song Shan Lake Branch.

8.1. RESTRICTED BANDEDGE

Test Mode:	802.11a 20 PK	Frequency(MHz):	5180
Polarity:	Horizontal	Test Voltage:	DC 7.2 V

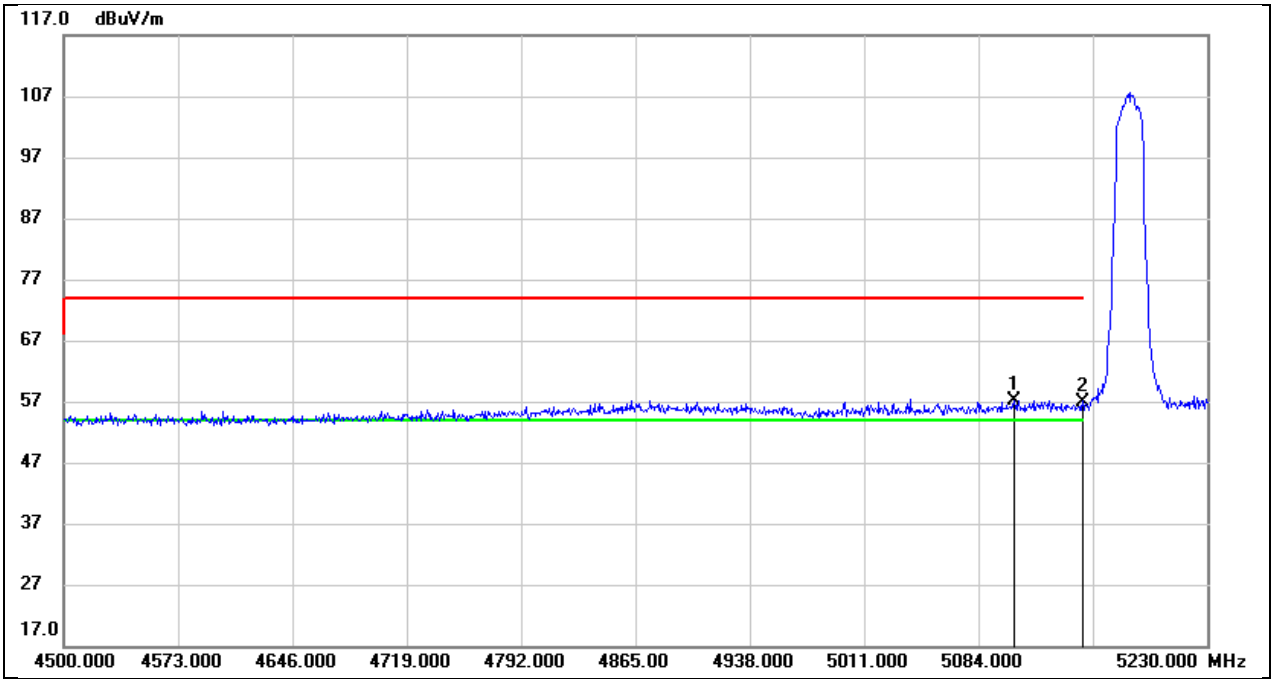

No.	Frequency (MHz)	Reading (dBuV)	Correct (dB/m)	Result (dBuV/m)	Limit (dBuV/m)	Margin (dB)	Remark
1	5106.630	17.08	40.06	57.14	74.00	-16.86	peak
2	5150.000	16.79	40.21	57.00	74.00	-17.00	peak

This report shall not be reproduced except in full, without the written approval of UL Verification Services (Guangzhou) Co., Ltd, Song Shan Lake Branch.

Test Mode:	802.11a 20 AV	Frequency(MHz):	5180
Polarity:	Horizontal	Test Voltage:	DC 7.2 V

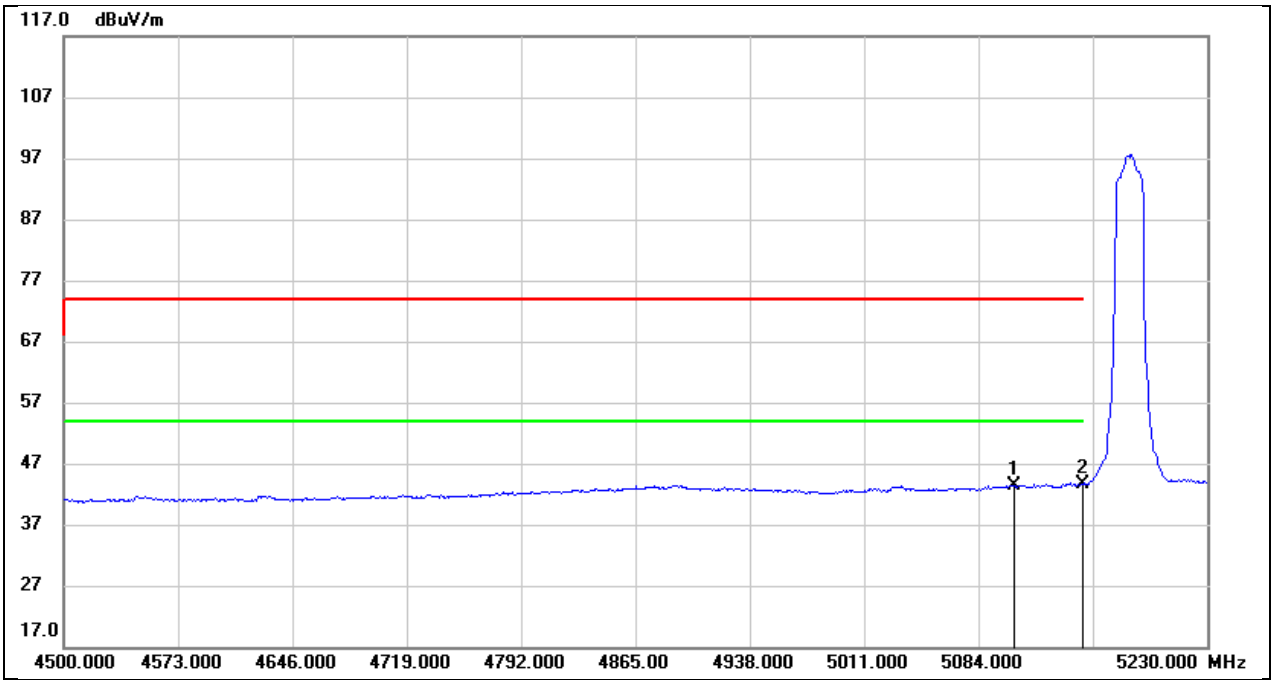

No.	Frequency (MHz)	Reading (dBuV)	Correct (dB/m)	Result (dBuV/m)	Limit (dBuV/m)	Margin (dB)	Remark
1	5106.630	3.21	40.06	43.27	54.00	-10.73	AVG
2	5150.000	3.40	40.21	43.61	54.00	-10.39	AVG

This report shall not be reproduced except in full, without the written approval of UL Verification Services (Guangzhou) Co., Ltd, Song Shan Lake Branch.

Test Mode:	802.11a 20 PK	Frequency(MHz):	5240
Polarity:	Horizontal	Test Voltage:	DC 7.2 V

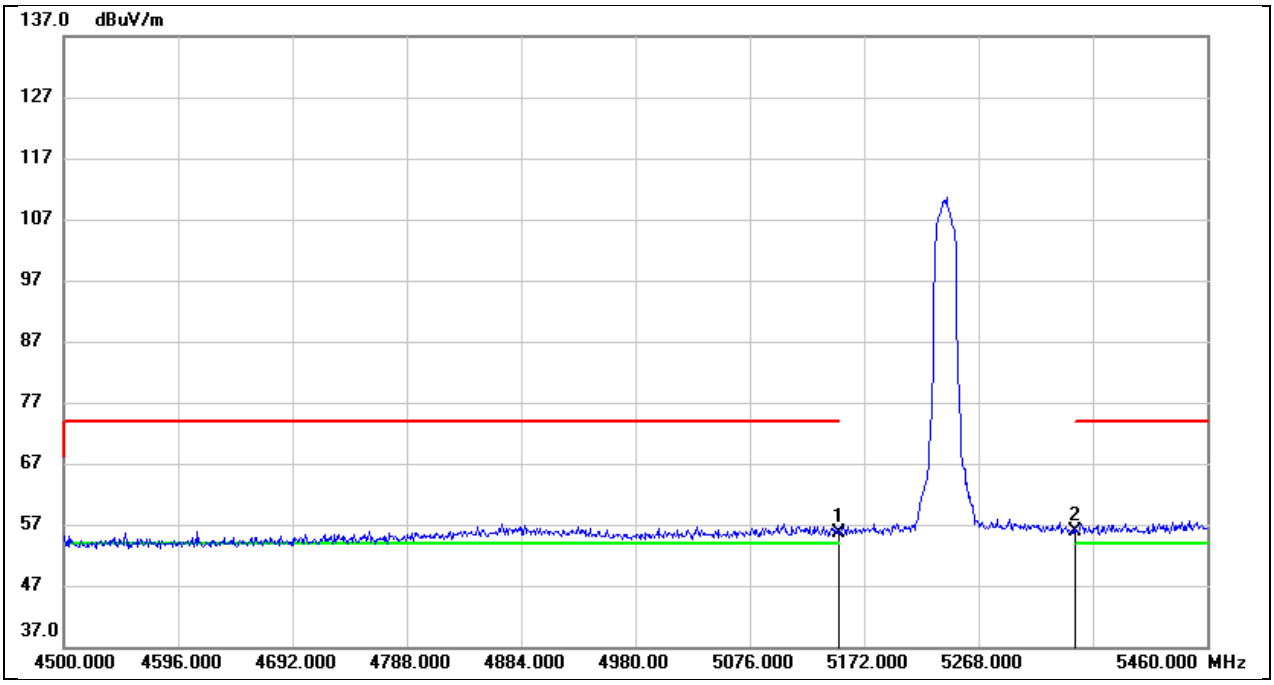

No.	Frequency (MHz)	Reading (dBuV)	Correct (dB/m)	Result (dBuV/m)	Limit (dBuV/m)	Margin (dB)	Remark
1	5150.000	15.43	40.21	55.64	74.00	-18.36	peak
2	5350.000	15.40	40.46	55.86	74.00	-18.14	peak

This report shall not be reproduced except in full, without the written approval of UL Verification Services (Guangzhou) Co., Ltd, Song Shan Lake Branch.

Test Mode:	802.11a 20 AV	Frequency(MHz):	5240
Polarity:	Horizontal	Test Voltage:	DC 7.2 V

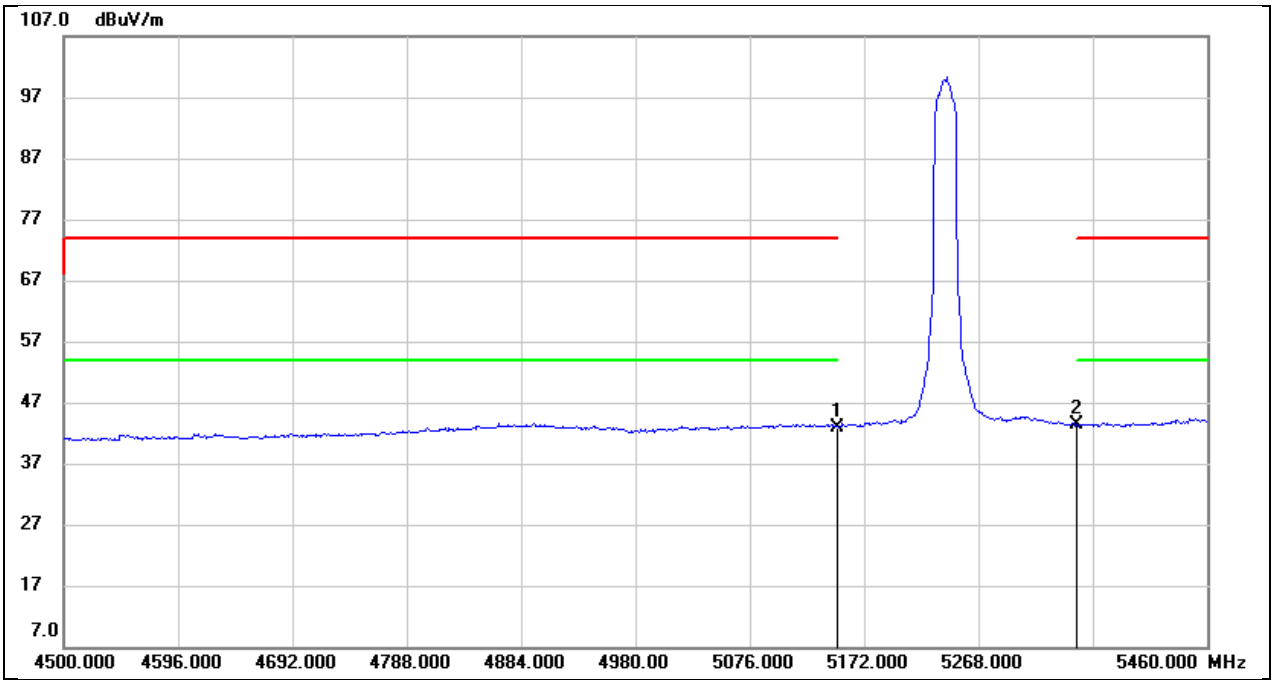

No.	Frequency (MHz)	Reading (dBuV)	Correct (dB/m)	Result (dBuV/m)	Limit (dBuV/m)	Margin (dB)	Remark
1	5150.000	2.78	40.21	42.99	54.00	-11.01	AVG
2	5350.000	2.82	40.46	43.28	54.00	-10.72	AVG

This report shall not be reproduced except in full, without the written approval of UL Verification Services (Guangzhou) Co., Ltd, Song Shan Lake Branch.

Test Mode:	802.11a 20 PK	Frequency(MHz):	5745
Polarity:	Horizontal	Test Voltage:	DC 7.2 V

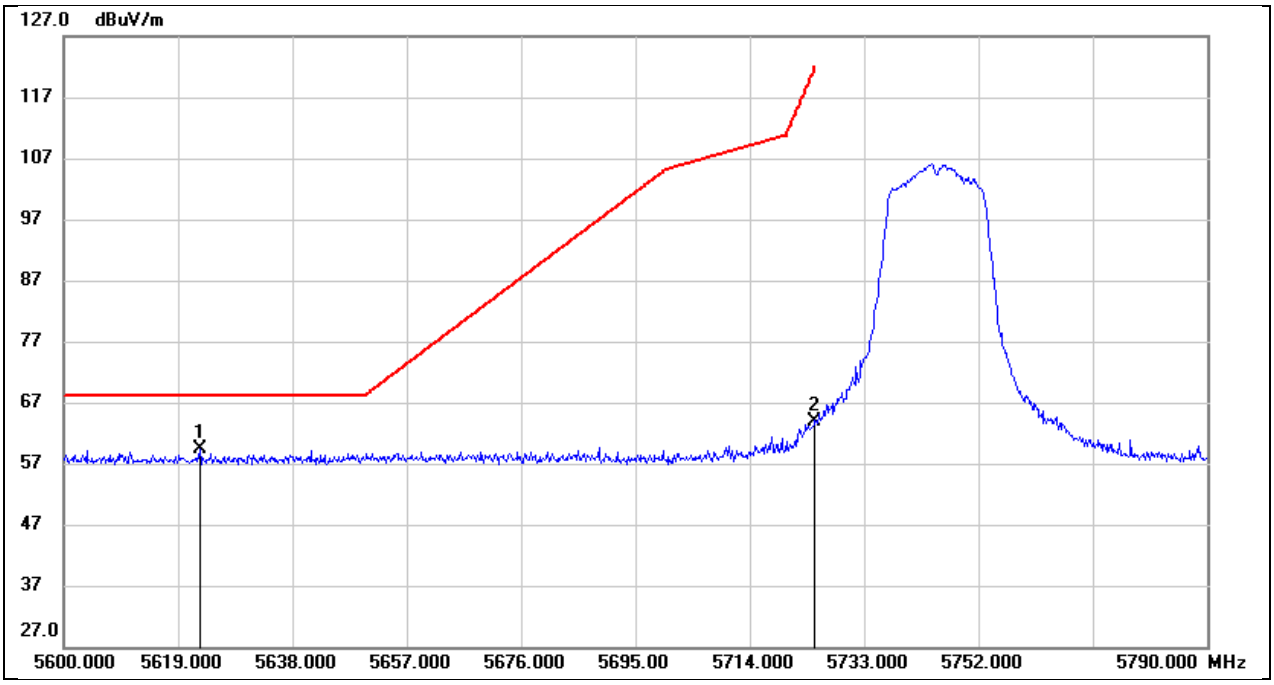

No.	Frequency (MHz)	Reading (dBuV)	Correct (dB/m)	Result (dBuV/m)	Limit (dBuV/m)	Margin (dB)	Remark
1	5622.610	18.00	41.36	59.36	68.20	-8.84	peak
2	5725.000	22.70	41.24	63.94	122.20	-58.26	peak

This report shall not be reproduced except in full, without the written approval of UL Verification Services (Guangzhou) Co., Ltd, Song Shan Lake Branch.

Test Mode:	802.11a 20 PK	Frequency(MHz):	5825
Polarity:	Horizontal	Test Voltage:	DC 7.2 V

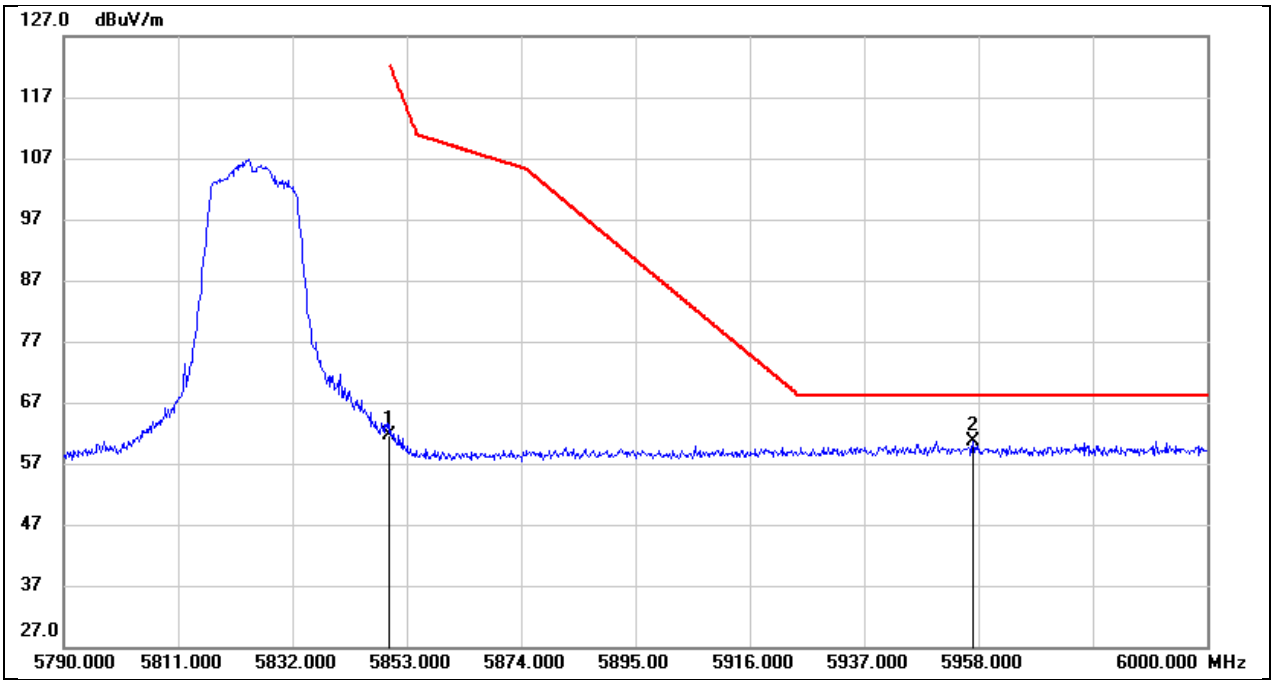

No.	Frequency (MHz)	Reading (dBuV)	Correct (dB/m)	Result (dBuV/m)	Limit (dBuV/m)	Margin (dB)	Remark
1	5850.000	20.22	41.37	61.59	122.20	-60.61	peak
2	5956.950	18.78	41.86	60.64	68.20	-7.56	peak

This report shall not be reproduced except in full, without the written approval of UL Verification Services (Guangzhou) Co., Ltd, Song Shan Lake Branch.

Test Mode:	802.11n HT20 PK	Frequency(MHz):	5180
Polarity:	Horizontal	Test Voltage:	DC 7.2 V

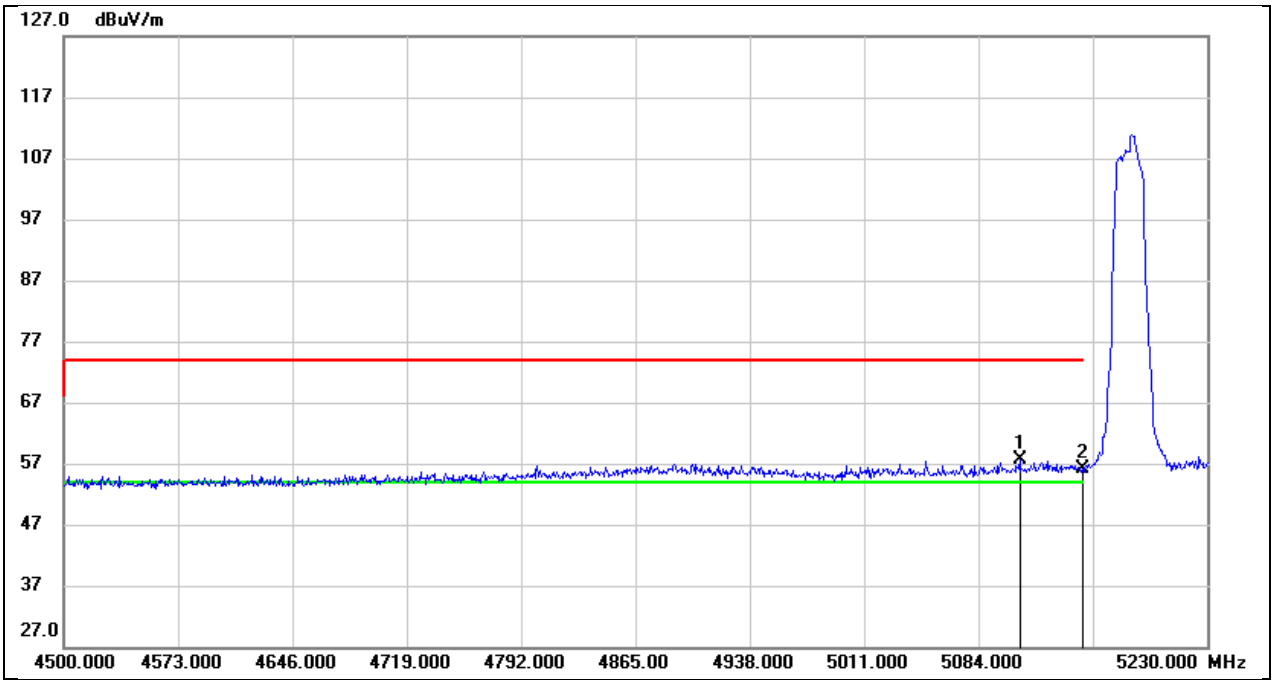

No.	Frequency (MHz)	Reading (dBuV)	Correct (dB/m)	Result (dBuV/m)	Limit (dBuV/m)	Margin (dB)	Remark
1	5110.280	17.53	40.07	57.60	74.00	-16.40	peak
2	5150.000	15.80	40.21	56.01	74.00	-17.99	peak

This report shall not be reproduced except in full, without the written approval of UL Verification Services (Guangzhou) Co., Ltd, Song Shan Lake Branch.

Test Mode:	802.11n HT20 AV	Frequency(MHz):	5180
Polarity:	Horizontal	Test Voltage:	DC 7.2 V

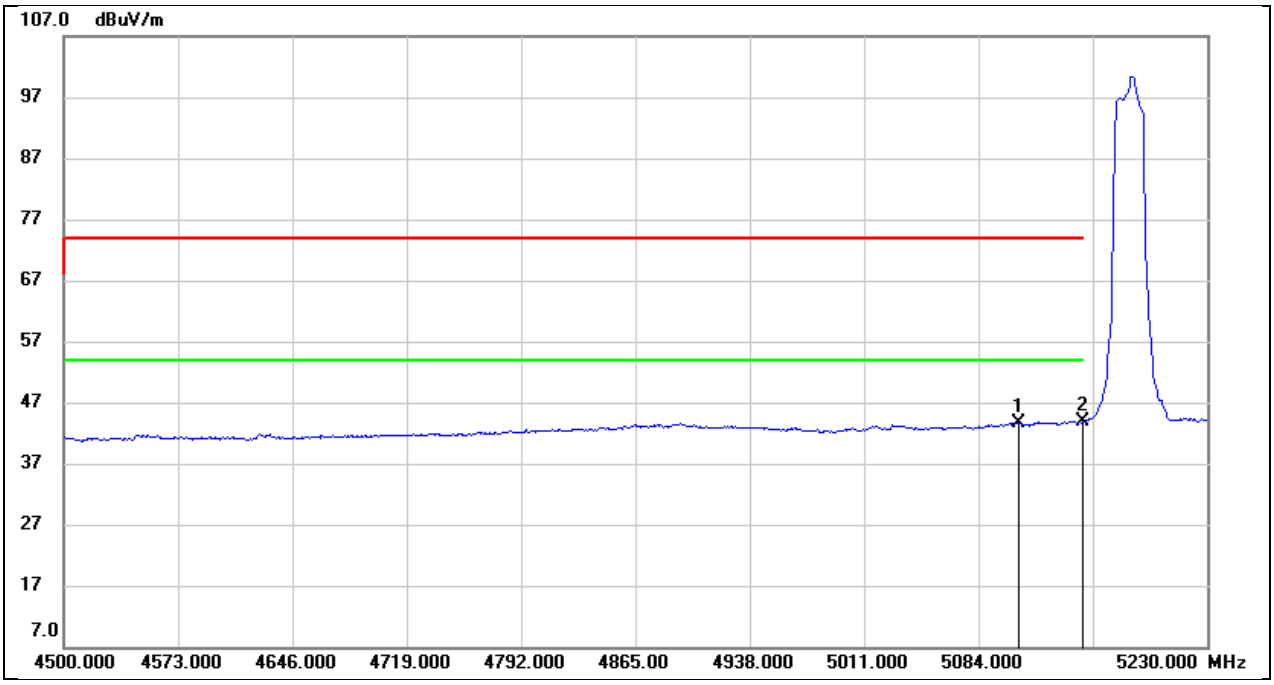

No.	Frequency (MHz)	Reading (dBuV)	Correct (dB/m)	Result (dBuV/m)	Limit (dBuV/m)	Margin (dB)	Remark
1	5110.280	3.51	40.07	43.58	54.00	-10.42	AVG
2	5150.000	3.67	40.21	43.88	54.00	-10.12	AVG

This report shall not be reproduced except in full, without the written approval of UL Verification Services (Guangzhou) Co., Ltd, Song Shan Lake Branch.

Test Mode:	802.11n HT20 PK	Frequency(MHz):	5240
Polarity:	Horizontal	Test Voltage:	DC 7.2 V

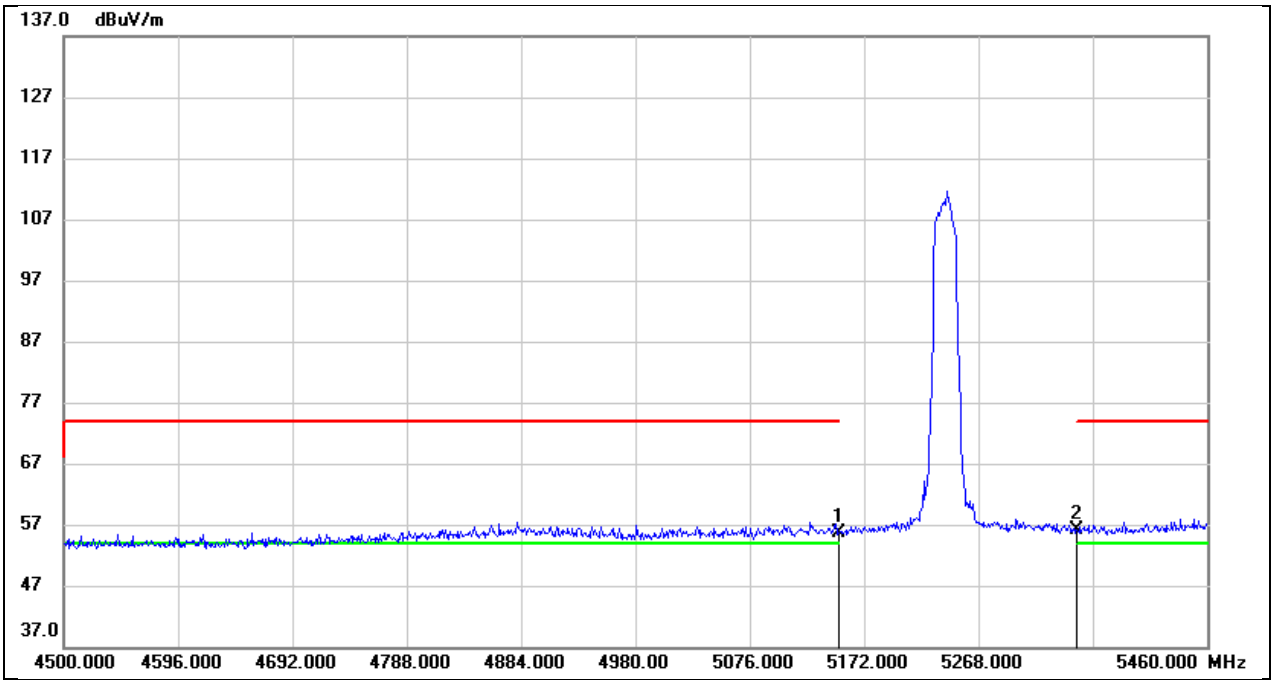

No.	Frequency (MHz)	Reading (dBuV)	Correct (dB/m)	Result (dBuV/m)	Limit (dBuV/m)	Margin (dB)	Remark
1	5150.000	15.42	40.21	55.63	74.00	-18.37	peak
2	5350.000	15.78	40.46	56.24	74.00	-17.76	peak

This report shall not be reproduced except in full, without the written approval of UL Verification Services (Guangzhou) Co., Ltd, Song Shan Lake Branch.

Test Mode:	802.11n HT20 AV	Frequency(MHz):	5240
Polarity:	Horizontal	Test Voltage:	DC 7.2 V

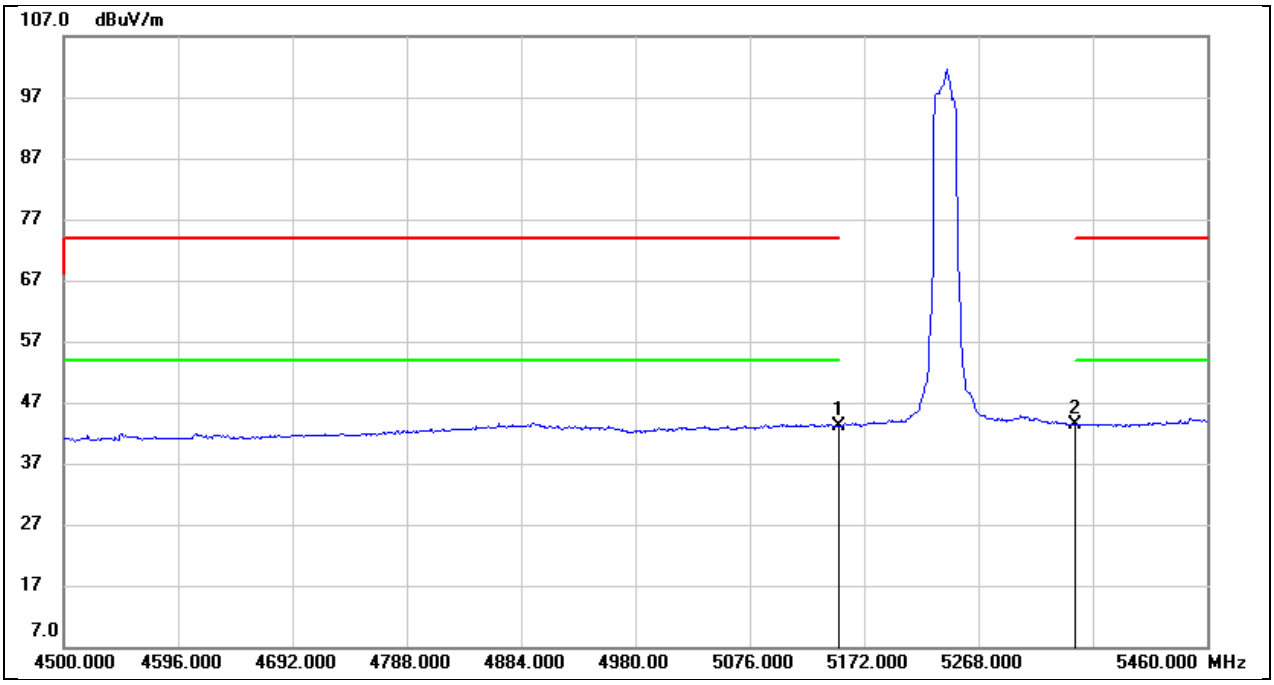

No.	Frequency (MHz)	Reading (dBuV)	Correct (dB/m)	Result (dBuV/m)	Limit (dBuV/m)	Margin (dB)	Remark
1	5150.000	2.99	40.21	43.20	54.00	-10.80	AVG
2	5350.000	2.85	40.46	43.31	54.00	-10.69	AVG

This report shall not be reproduced except in full, without the written approval of UL Verification Services (Guangzhou) Co., Ltd, Song Shan Lake Branch.

Test Mode:	802.11n HT20 PK	Frequency(MHz):	5745
Polarity:	Horizontal	Test Voltage:	DC 7.2 V

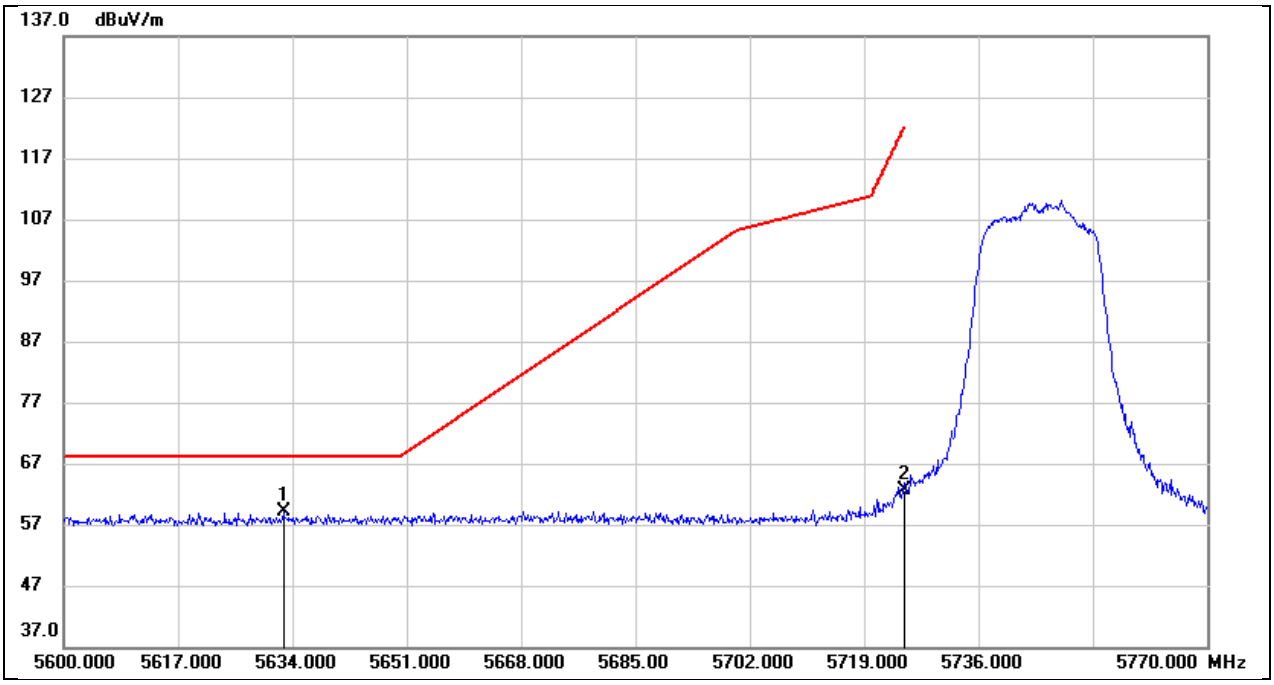

No.	Frequency (MHz)	Reading (dBuV)	Correct (dB/m)	Result (dBuV/m)	Limit (dBuV/m)	Margin (dB)	Remark
1	5632.640	17.68	41.35	59.03	68.20	-9.17	peak
2	5725.000	21.27	41.24	62.51	122.20	-59.69	peak

This report shall not be reproduced except in full, without the written approval of UL Verification Services (Guangzhou) Co., Ltd, Song Shan Lake Branch.

Test Mode:	802.11n HT20 PK	Frequency(MHz):	5825
Polarity:	Horizontal	Test Voltage:	DC 7.2 V

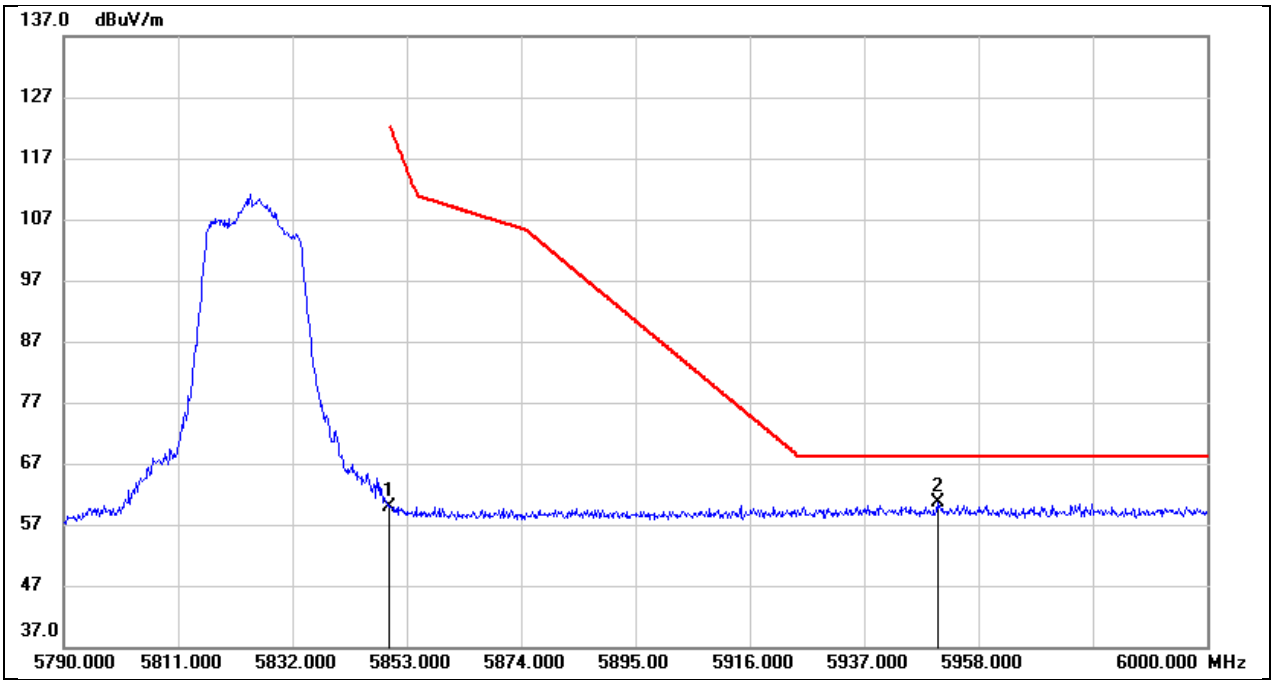

No.	Frequency (MHz)	Reading (dBuV)	Correct (dB/m)	Result (dBuV/m)	Limit (dBuV/m)	Margin (dB)	Remark
1	5850.000	18.47	41.37	59.84	122.20	-62.36	peak
2	5950.440	18.84	41.82	60.66	68.20	-7.54	peak

This report shall not be reproduced except in full, without the written approval of UL Verification Services (Guangzhou) Co., Ltd, Song Shan Lake Branch.

Test Mode:	802.11n HT40 PK	Frequency(MHz):	5190
Polarity:	Horizontal	Test Voltage:	DC 7.2 V

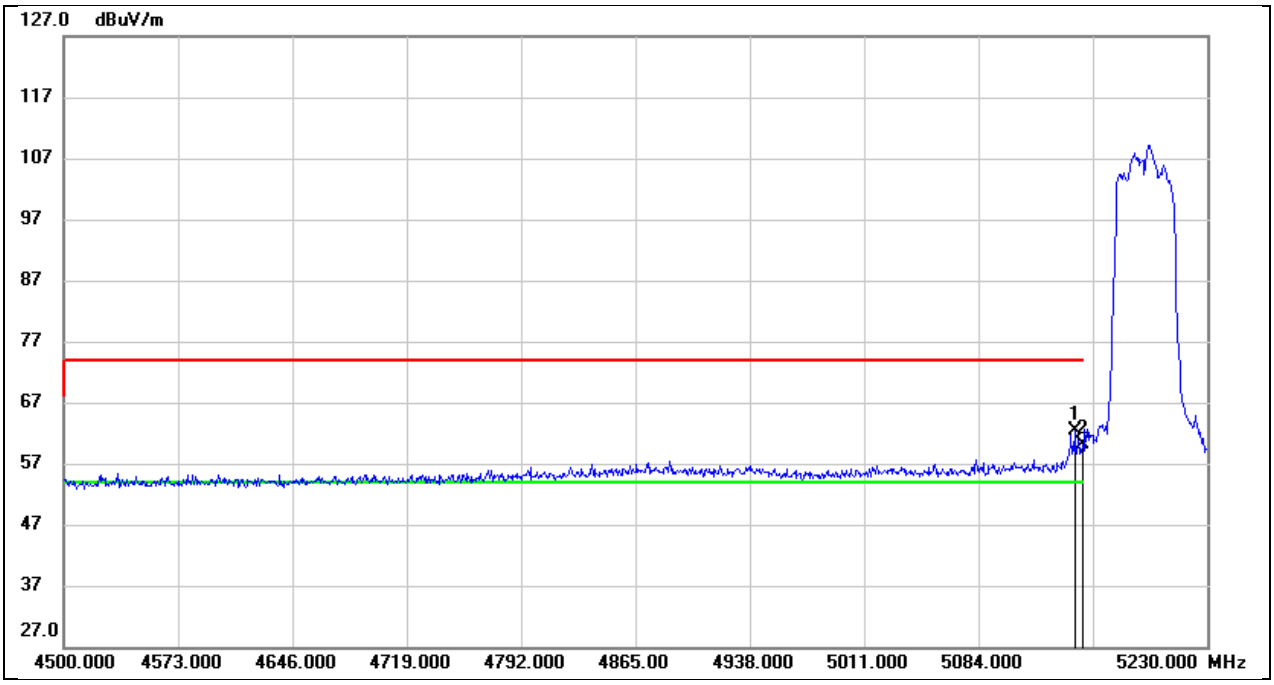

No.	Frequency (MHz)	Reading (dBuV)	Correct (dB/m)	Result (dBuV/m)	Limit (dBuV/m)	Margin (dB)	Remark
1	5145.320	22.11	40.19	62.30	74.00	-11.70	peak
2	5150.000	19.85	40.21	60.06	74.00	-13.94	peak

This report shall not be reproduced except in full, without the written approval of UL Verification Services (Guangzhou) Co., Ltd, Song Shan Lake Branch.

Test Mode:	802.11n HT40 AV	Frequency(MHz):	5190
Polarity:	Horizontal	Test Voltage:	DC 7.2 V

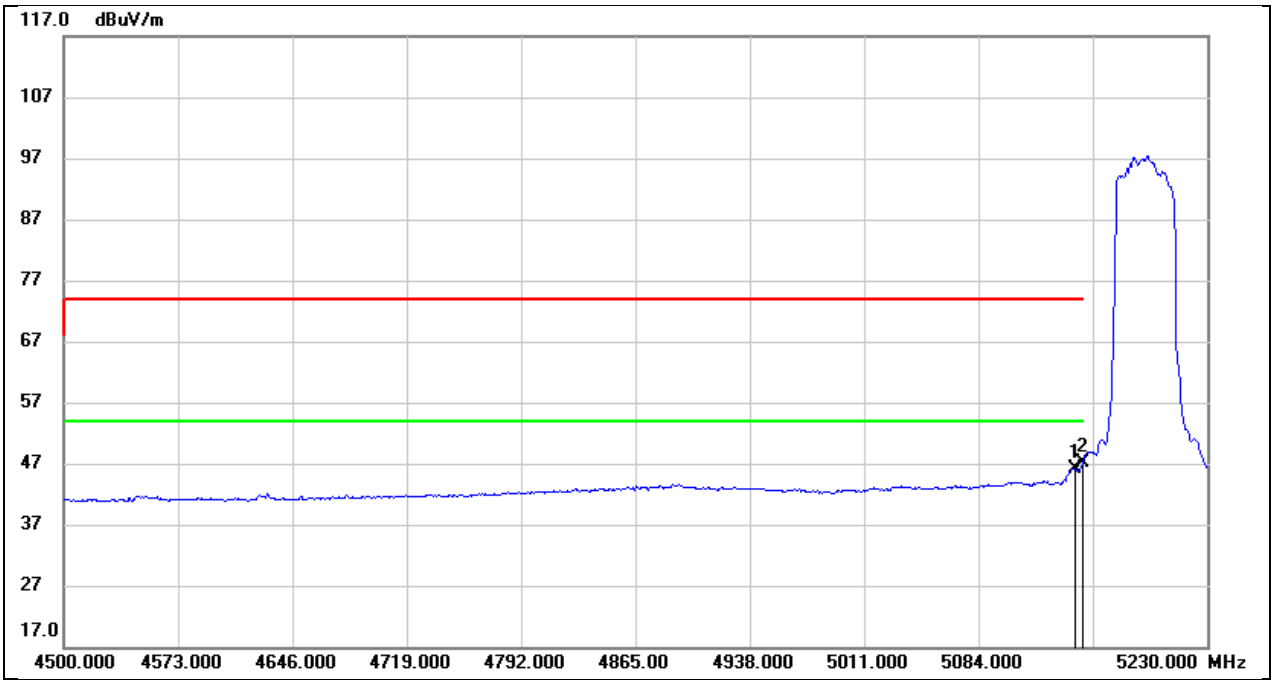

No.	Frequency (MHz)	Reading (dBuV)	Correct (dB/m)	Result (dBuV/m)	Limit (dBuV/m)	Margin (dB)	Remark
1	5145.320	5.96	40.19	46.15	54.00	-7.85	AVG
2	5150.000	6.96	40.21	47.17	54.00	-6.83	AVG

This report shall not be reproduced except in full, without the written approval of UL Verification Services (Guangzhou) Co., Ltd, Song Shan Lake Branch.

Test Mode:	802.11n HT40 PK	Frequency(MHz):	5230
Polarity:	Horizontal	Test Voltage:	DC 7.2 V

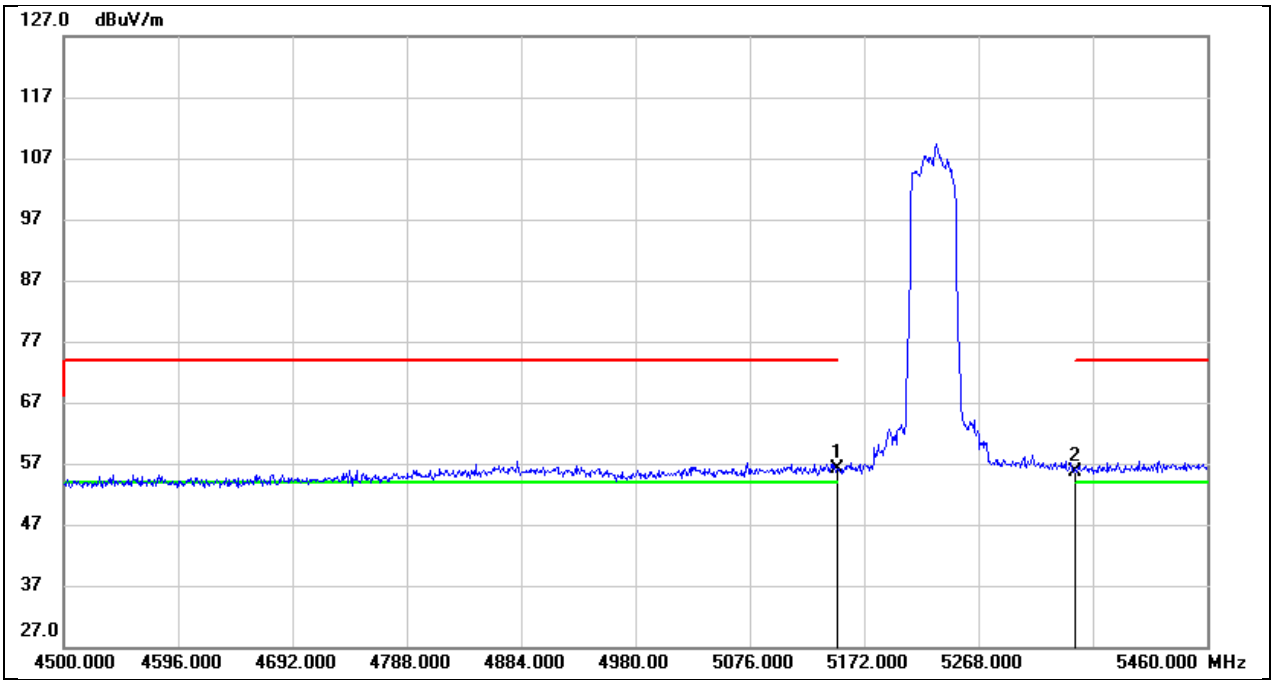

No.	Frequency (MHz)	Reading (dBuV)	Correct (dB/m)	Result (dBuV/m)	Limit (dBuV/m)	Margin (dB)	Remark
1	5150.000	15.91	40.21	56.12	74.00	-17.88	peak
2	5350.000	15.15	40.46	55.61	74.00	-18.39	peak

This report shall not be reproduced except in full, without the written approval of UL Verification Services (Guangzhou) Co., Ltd, Song Shan Lake Branch.

Test Mode:	802.11n HT40 AV	Frequency(MHz):	5230
Polarity:	Horizontal	Test Voltage:	DC 7.2 V

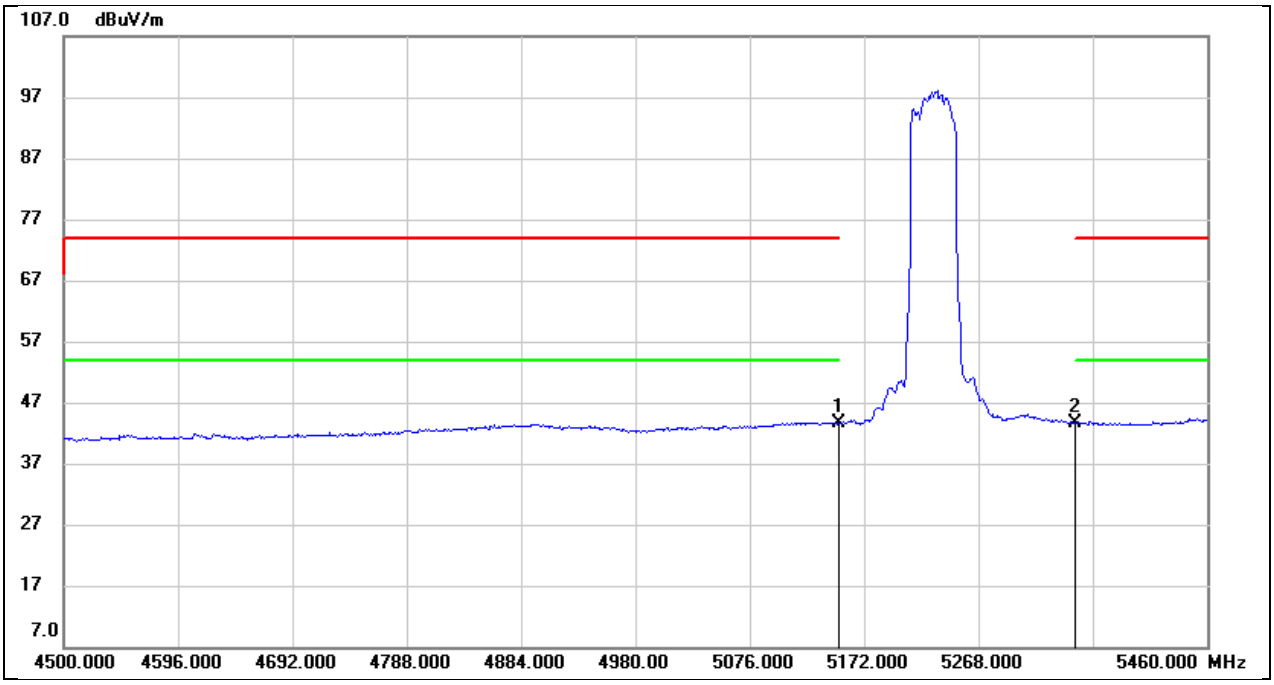

No.	Frequency (MHz)	Reading (dBuV)	Correct (dB/m)	Result (dBuV/m)	Limit (dBuV/m)	Margin (dB)	Remark
1	5150.000	3.31	40.21	43.52	54.00	-10.48	AVG
2	5350.000	3.10	40.46	43.56	54.00	-10.44	AVG

This report shall not be reproduced except in full, without the written approval of UL Verification Services (Guangzhou) Co., Ltd, Song Shan Lake Branch.

Test Mode:	802.11n HT40 PK	Frequency(MHz):	5755
Polarity:	Horizontal	Test Voltage:	DC 7.2 V

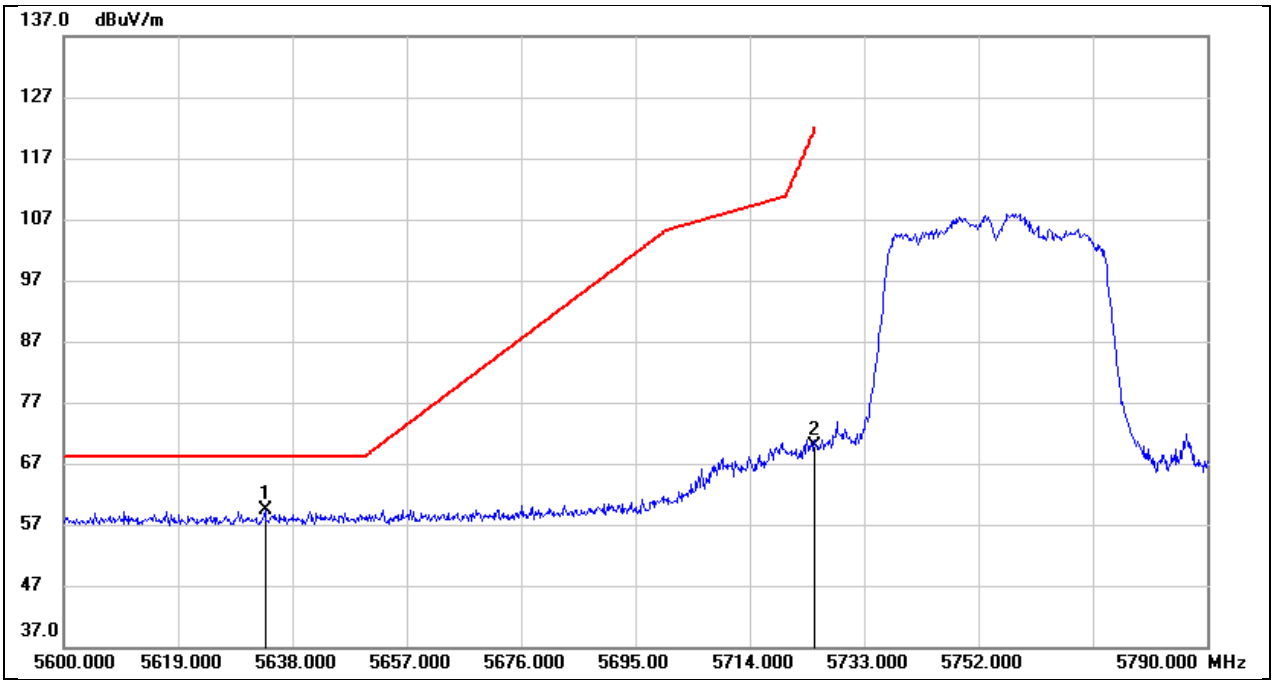

No.	Frequency (MHz)	Reading (dBuV)	Correct (dB/m)	Result (dBuV/m)	Limit (dBuV/m)	Margin (dB)	Remark
1	5633.440	18.03	41.34	59.37	68.20	-8.83	peak
2	5725.000	28.53	41.24	69.77	122.20	-52.43	peak

This report shall not be reproduced except in full, without the written approval of UL Verification Services (Guangzhou) Co., Ltd, Song Shan Lake Branch.

Test Mode:	802.11n HT40 PK	Frequency(MHz):	5795
Polarity:	Horizontal	Test Voltage:	DC 7.2 V

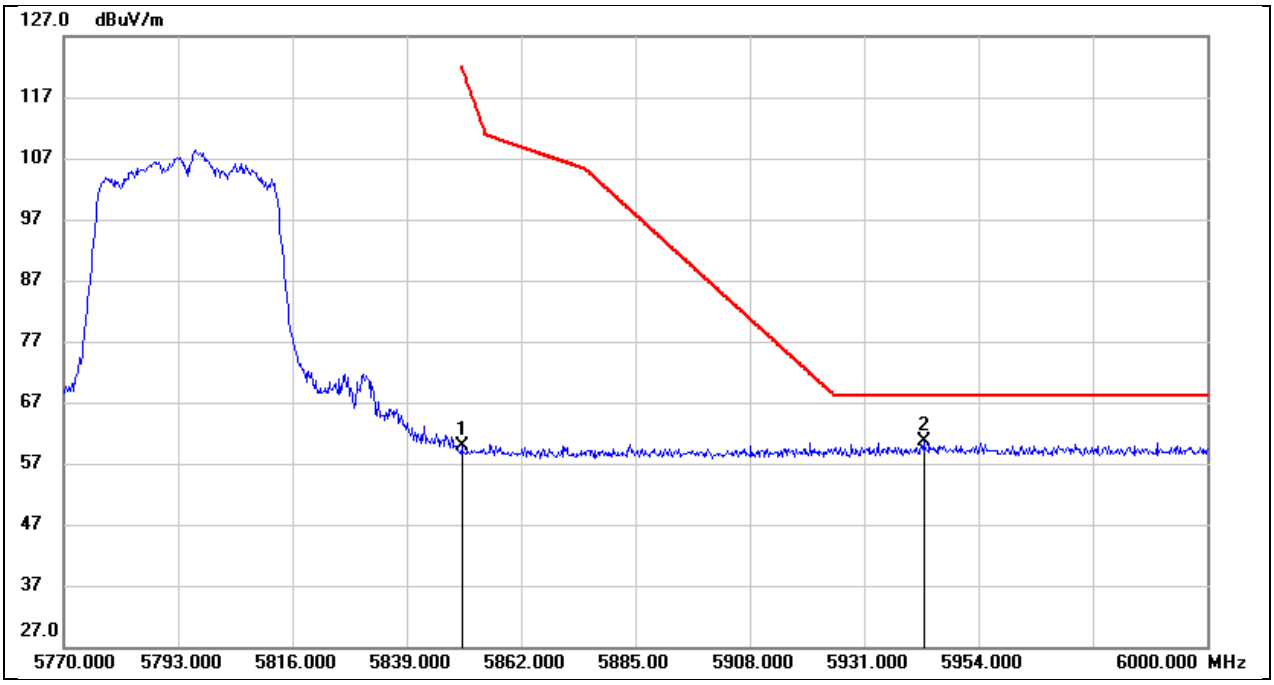

No.	Frequency (MHz)	Reading (dBuV)	Correct (dB/m)	Result (dBuV/m)	Limit (dBuV/m)	Margin (dB)	Remark
1	5850.000	18.49	41.37	59.86	122.20	-62.34	peak
2	5942.960	18.75	41.79	60.54	68.20	-7.66	peak

This report shall not be reproduced except in full, without the written approval of UL Verification Services (Guangzhou) Co., Ltd, Song Shan Lake Branch.

Test Mode:	802.11ac VHT80 PK	Frequency(MHz):	5210
Polarity:	Horizontal	Test Voltage:	DC 7.2 V

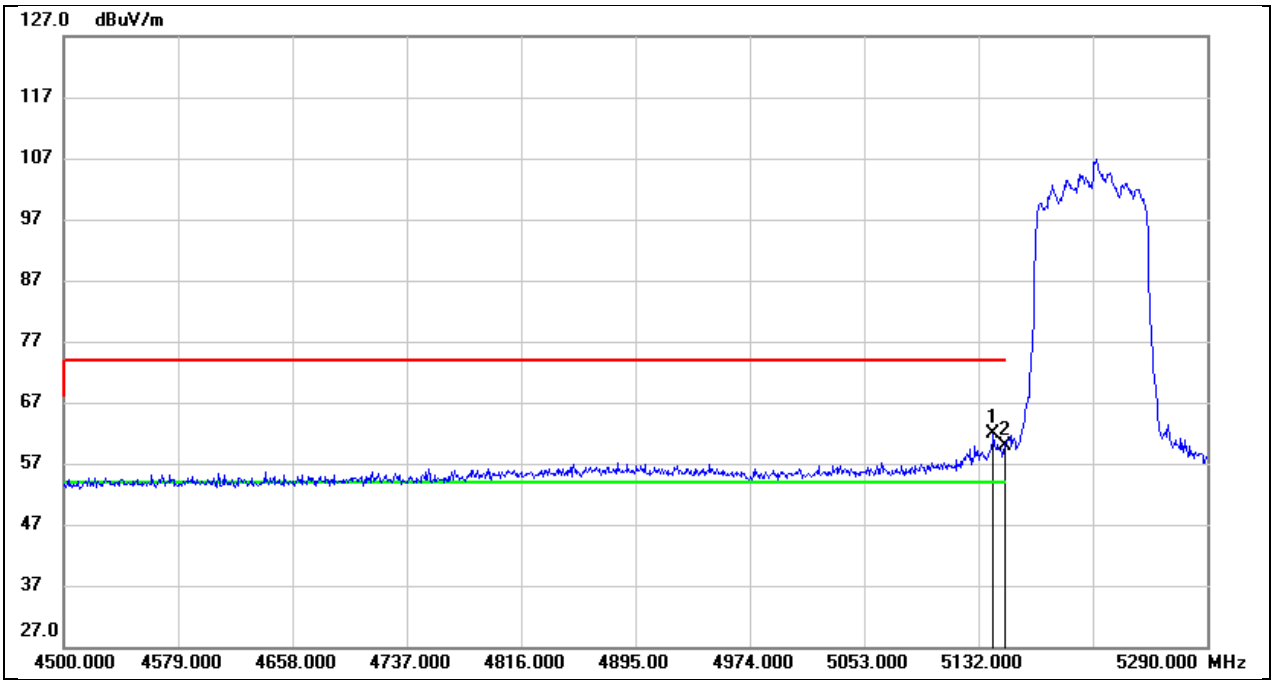

No.	Frequency (MHz)	Reading (dBuV)	Correct (dB/m)	Result (dBuV/m)	Limit (dBuV/m)	Margin (dB)	Remark
1	5142.270	21.73	40.18	61.91	74.00	-12.09	peak
2	5150.000	19.70	40.21	59.91	74.00	-14.09	peak

This report shall not be reproduced except in full, without the written approval of UL Verification Services (Guangzhou) Co., Ltd, Song Shan Lake Branch.

Test Mode:	802.11ac VHT80 AV	Frequency(MHz):	5210
Polarity:	Horizontal	Test Voltage:	DC 7.2 V

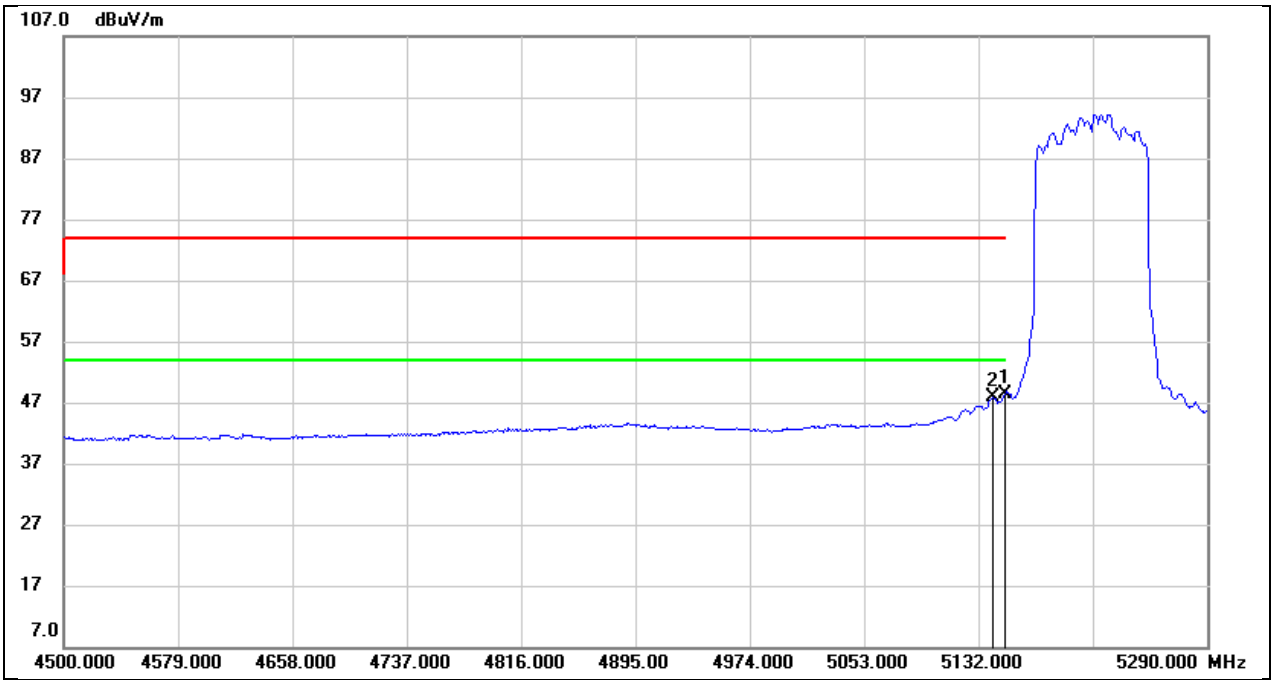

No.	Frequency (MHz)	Reading (dBuV)	Correct (dB/m)	Result (dBuV/m)	Limit (dBuV/m)	Margin (dB)	Remark
1	5150.000	8.20	40.21	48.41	54.00	-5.59	AVG
2	5142.270	7.67	40.18	47.85	54.00	-6.15	AVG

This report shall not be reproduced except in full, without the written approval of UL Verification Services (Guangzhou) Co., Ltd, Song Shan Lake Branch.

Test Mode:	802.11ac VHT80 PK	Frequency(MHz):	5775
Polarity:	Horizontal	Test Voltage:	DC 7.2 V

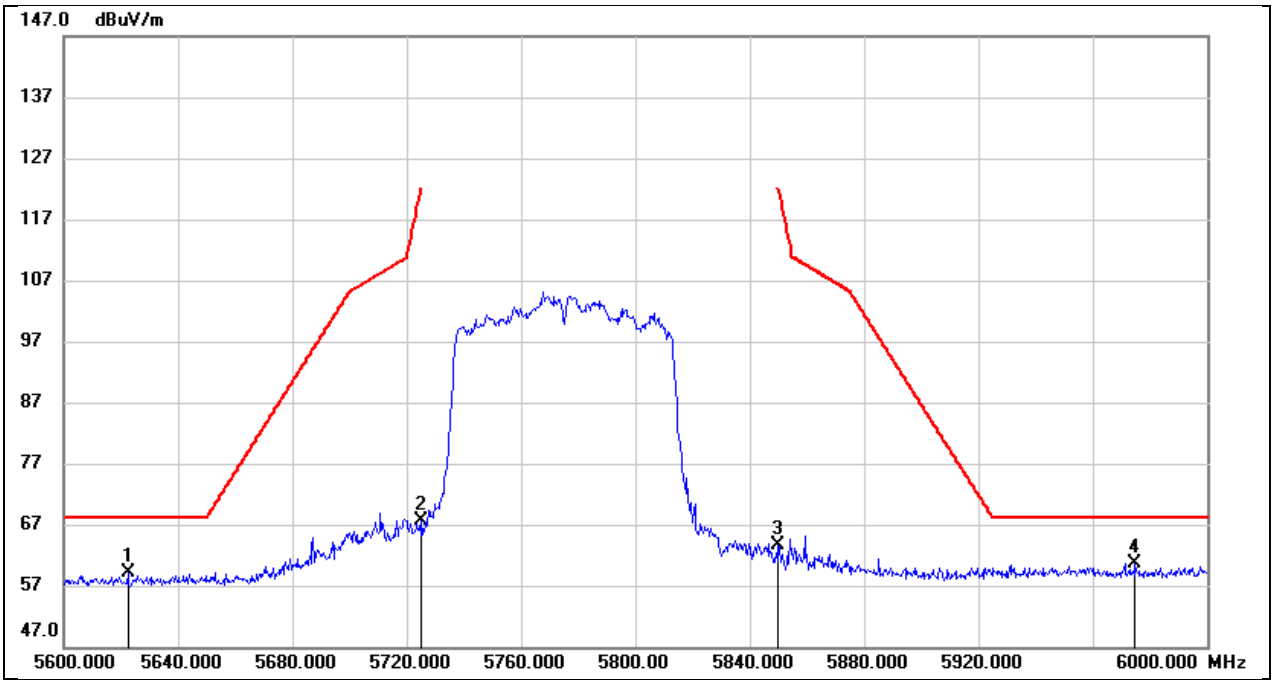

No.	Frequency (MHz)	Reading (dBuV)	Correct (dB/m)	Result (dBuV/m)	Limit (dBuV/m)	Margin (dB)	Remark
1	5622.400	17.74	41.36	59.10	68.20	-9.10	peak
2	5725.000	26.36	41.24	67.60	122.20	-54.60	peak
3	5850.000	22.30	41.37	63.67	122.20	-58.53	peak
4	5974.800	18.70	41.93	60.63	68.20	-7.57	peak

This report shall not be reproduced except in full, without the written approval of UL Verification Services (Guangzhou) Co., Ltd, Song Shan Lake Branch.

Test Mode:	802.11ax HE20 PK	Frequency(MHz):	5180
Polarity:	Horizontal	Test Voltage:	DC 7.2 V

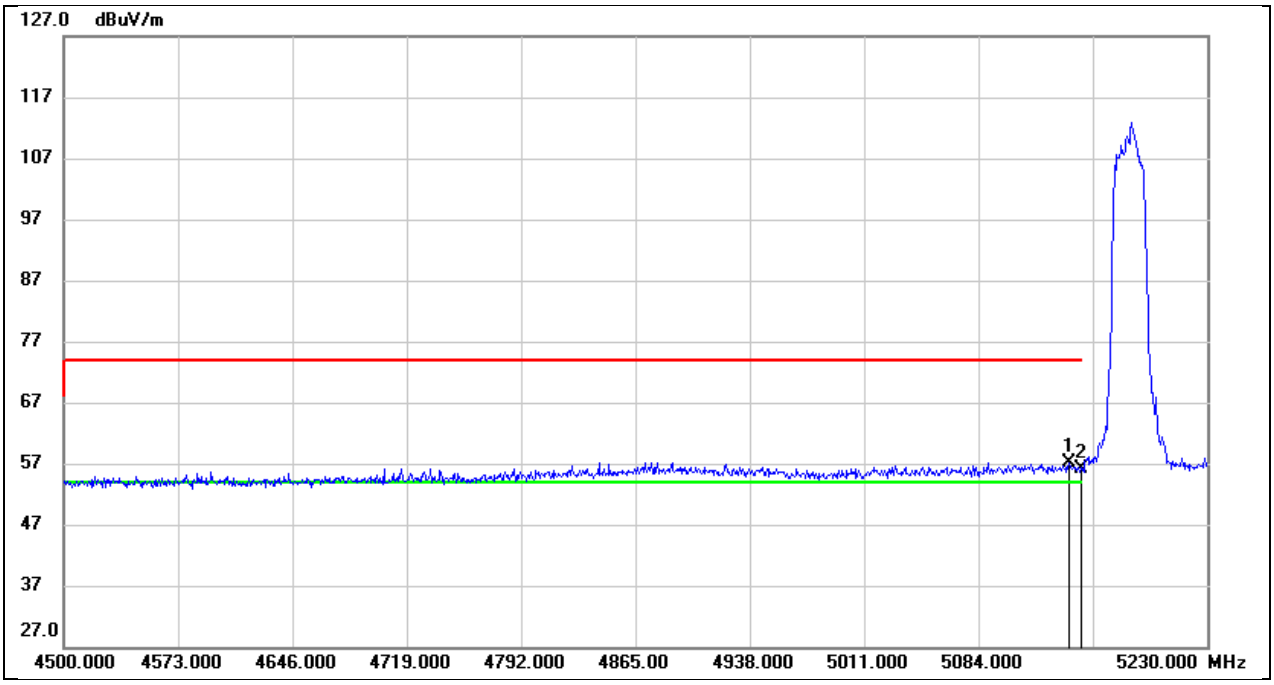

No.	Frequency (MHz)	Reading (dBuV)	Correct (dB/m)	Result (dBuV/m)	Limit (dBuV/m)	Margin (dB)	Remark
1	5141.670	16.96	40.18	57.14	74.00	-16.86	peak
2	5150.000	15.90	40.21	56.11	74.00	-17.89	peak

This report shall not be reproduced except in full, without the written approval of UL Verification Services (Guangzhou) Co., Ltd, Song Shan Lake Branch.

Test Mode:	802.11ax HE20 AV	Frequency(MHz):	5180
Polarity:	Horizontal	Test Voltage:	DC 7.2 V

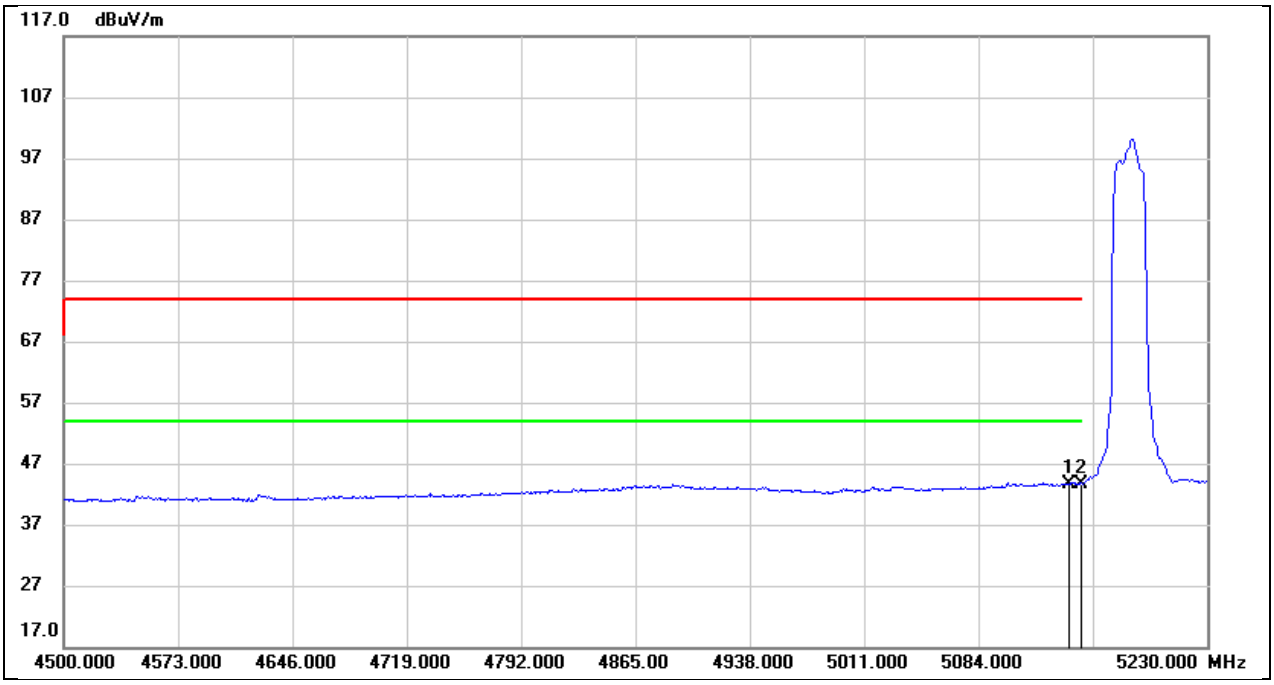

No.	Frequency (MHz)	Reading (dBuV)	Correct (dB/m)	Result (dBuV/m)	Limit (dBuV/m)	Margin (dB)	Remark
1	5141.670	3.54	40.18	43.72	54.00	-10.28	AVG
2	5150.000	3.52	40.21	43.73	54.00	-10.27	AVG

This report shall not be reproduced except in full, without the written approval of UL Verification Services (Guangzhou) Co., Ltd, Song Shan Lake Branch.

Test Mode:	802.11ax HE20 PK	Frequency(MHz):	5240
Polarity:	Horizontal	Test Voltage:	DC 7.2 V

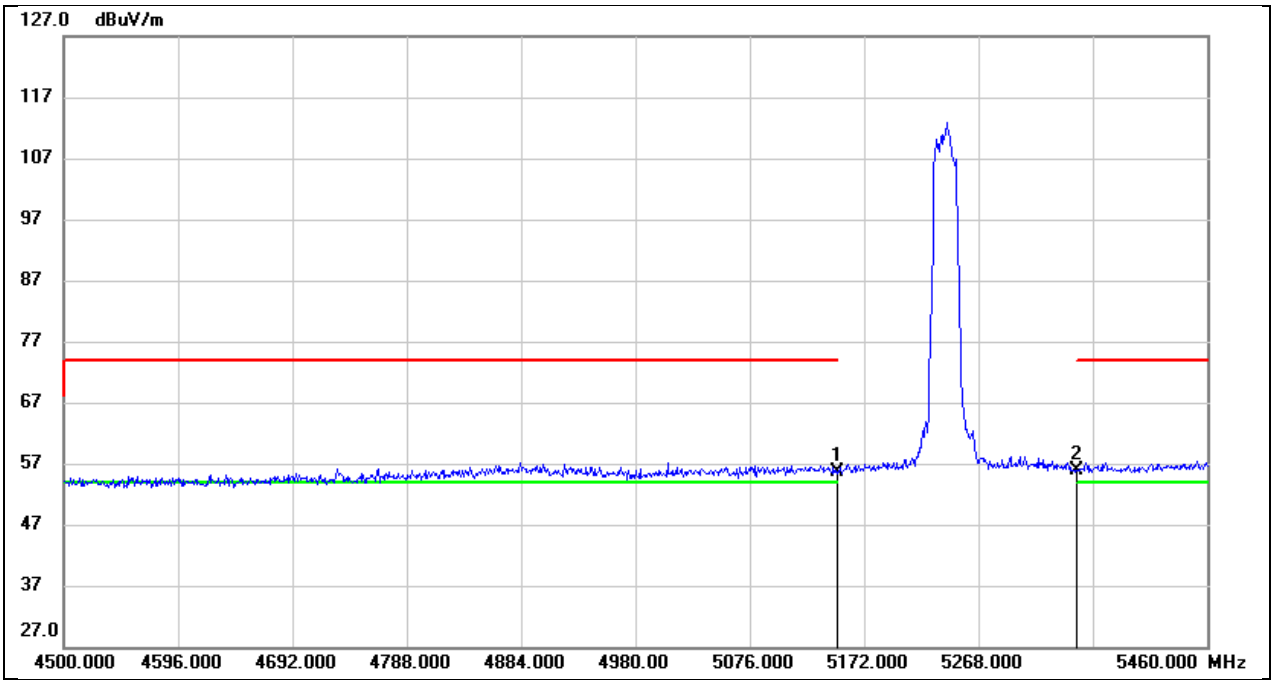

No.	Frequency (MHz)	Reading (dBuV)	Correct (dB/m)	Result (dBuV/m)	Limit (dBuV/m)	Margin (dB)	Remark
1	5150.000	15.40	40.21	55.61	74.00	-18.39	peak
2	5350.000	15.45	40.46	55.91	74.00	-18.09	peak

This report shall not be reproduced except in full, without the written approval of UL Verification Services (Guangzhou) Co., Ltd, Song Shan Lake Branch.

Test Mode:	802.11ax HE20 AV	Frequency(MHz):	5240
Polarity:	Horizontal	Test Voltage:	DC 7.2 V

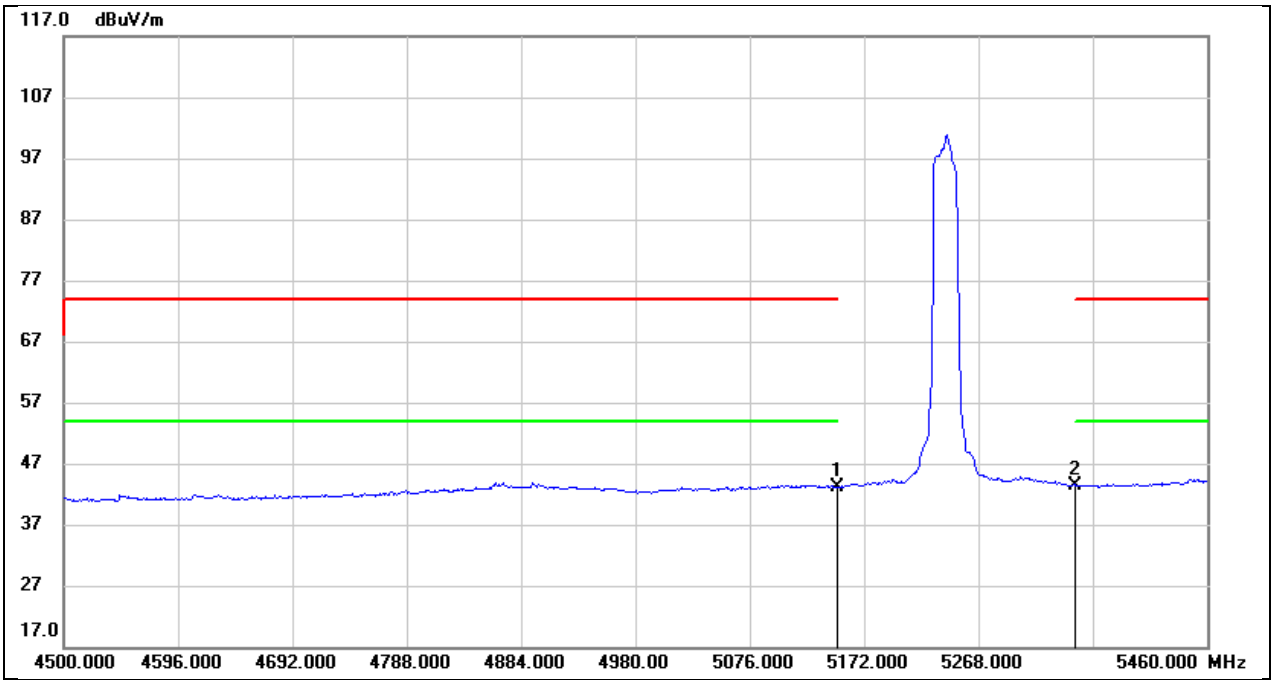

No.	Frequency (MHz)	Reading (dBuV)	Correct (dB/m)	Result (dBuV/m)	Limit (dBuV/m)	Margin (dB)	Remark
1	5150.000	2.96	40.21	43.17	54.00	-10.83	AVG
2	5350.000	2.99	40.46	43.45	54.00	-10.55	AVG

This report shall not be reproduced except in full, without the written approval of UL Verification Services (Guangzhou) Co., Ltd, Song Shan Lake Branch.

Test Mode:	802.11ax HE20 PK	Frequency(MHz):	5745
Polarity:	Horizontal	Test Voltage:	DC 7.2 V

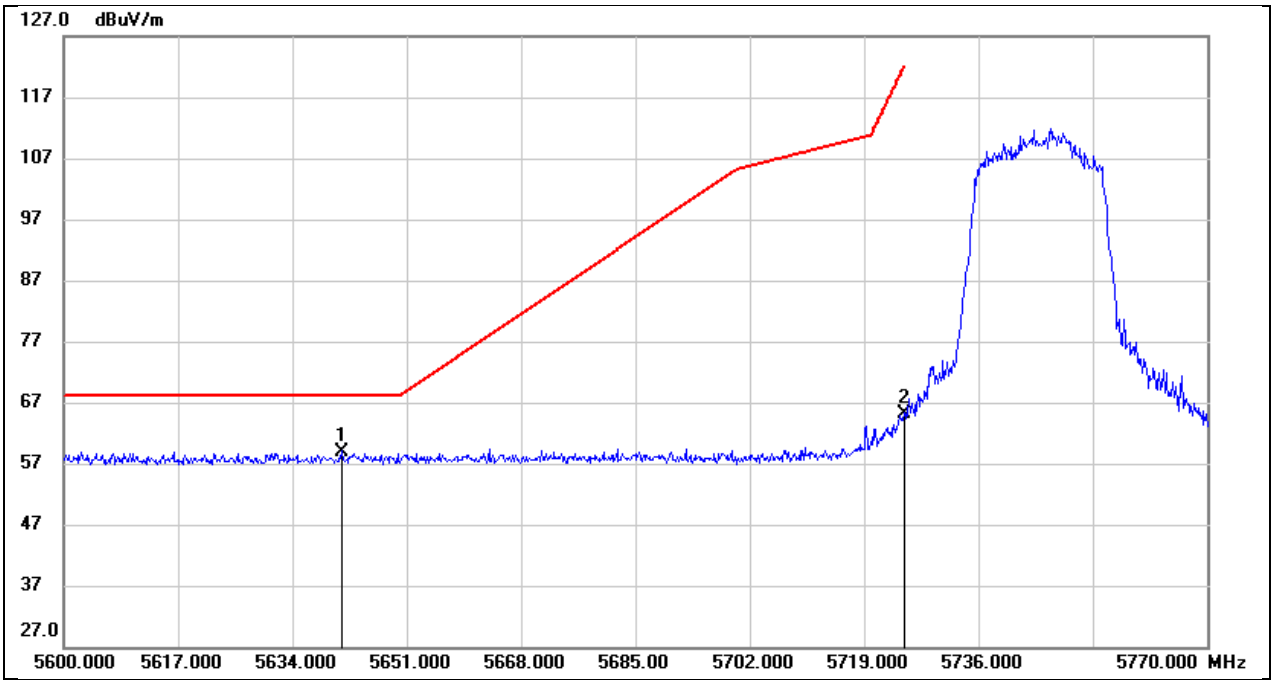

No.	Frequency (MHz)	Reading (dBuV)	Correct (dB/m)	Result (dBuV/m)	Limit (dBuV/m)	Margin (dB)	Remark
1	5641.310	17.66	41.34	59.00	68.20	-9.20	peak
2	5725.000	23.77	41.24	65.01	122.20	-57.19	peak

This report shall not be reproduced except in full, without the written approval of UL Verification Services (Guangzhou) Co., Ltd, Song Shan Lake Branch.

Test Mode:	802.11ax HE20 PK	Frequency(MHz):	5825
Polarity:	Horizontal	Test Voltage:	DC 7.2 V

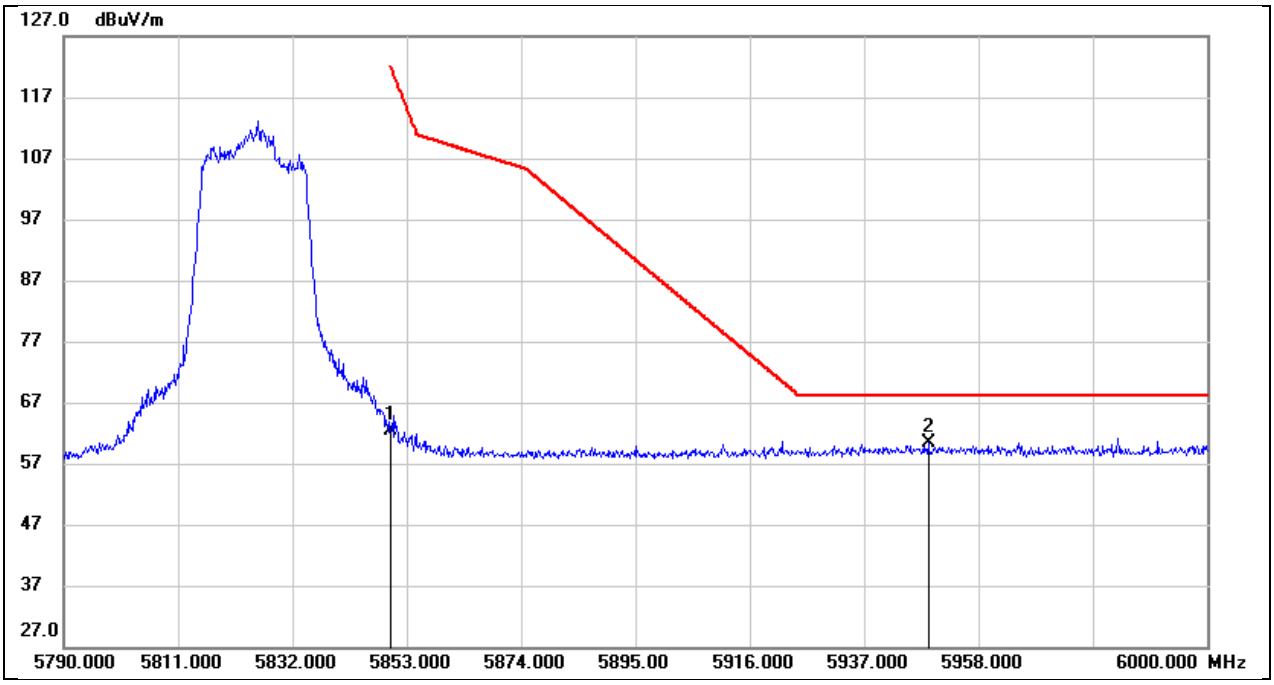

No.	Frequency (MHz)	Reading (dBuV)	Correct (dB/m)	Result (dBuV/m)	Limit (dBuV/m)	Margin (dB)	Remark
1	5850.000	21.04	41.37	62.41	122.20	-59.79	peak
2	5948.760	18.56	41.82	60.38	68.20	-7.82	peak

This report shall not be reproduced except in full, without the written approval of UL Verification Services (Guangzhou) Co., Ltd, Song Shan Lake Branch.

Test Mode:	802.11ax HE40 PK	Frequency(MHz):	5190
Polarity:	Horizontal	Test Voltage:	DC 7.2 V

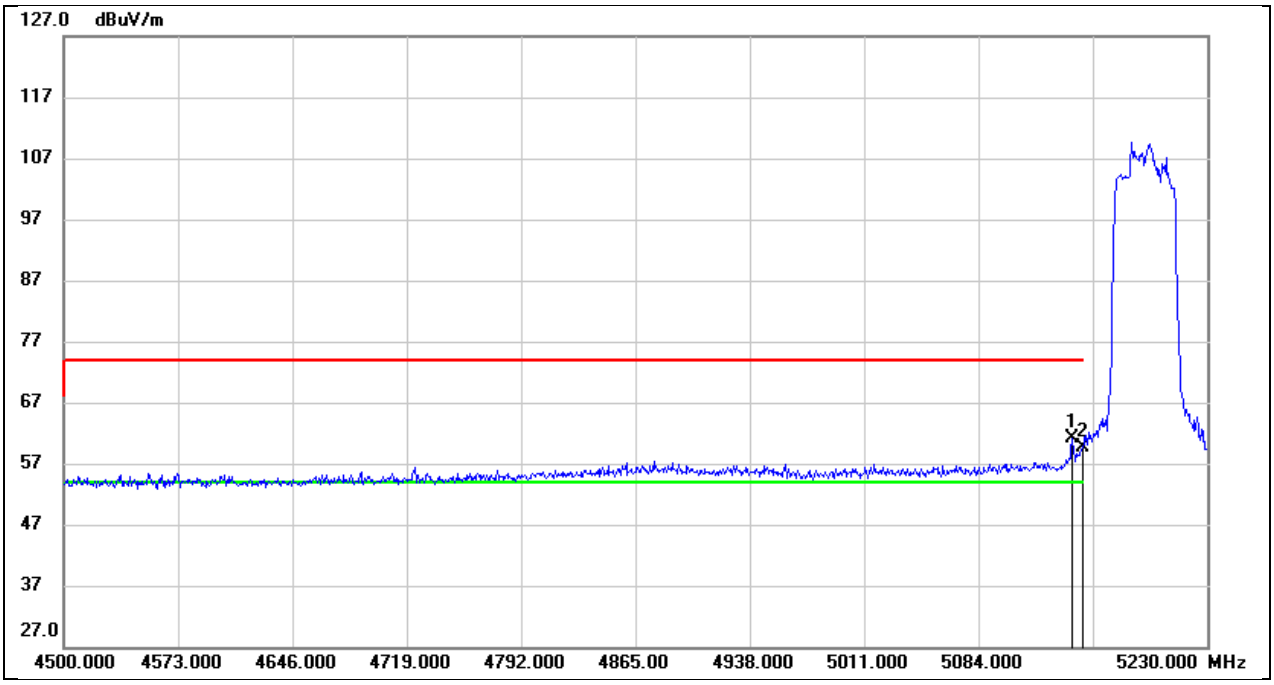

No.	Frequency (MHz)	Reading (dBuV)	Correct (dB/m)	Result (dBuV/m)	Limit (dBuV/m)	Margin (dB)	Remark
1	5143.860	21.06	40.19	61.25	74.00	-12.75	peak
2	5150.000	19.53	40.21	59.74	74.00	-14.26	peak

This report shall not be reproduced except in full, without the written approval of UL Verification Services (Guangzhou) Co., Ltd, Song Shan Lake Branch.

Test Mode:	802.11ax HE40 AV	Frequency(MHz):	5190
Polarity:	Horizontal	Test Voltage:	DC 7.2 V

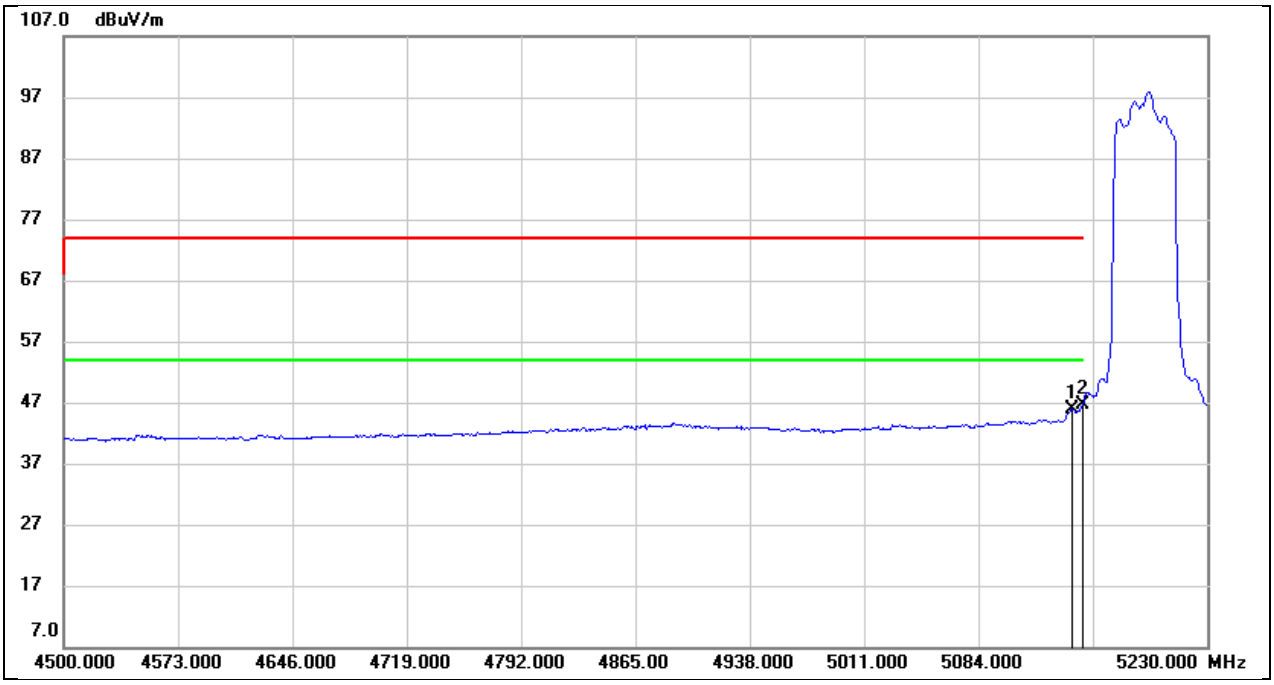

No.	Frequency (MHz)	Reading (dBuV)	Correct (dB/m)	Result (dBuV/m)	Limit (dBuV/m)	Margin (dB)	Remark
1	5143.860	5.66	40.19	45.85	54.00	-8.15	AVG
2	5150.000	6.45	40.21	46.66	54.00	-7.34	AVG

This report shall not be reproduced except in full, without the written approval of UL Verification Services (Guangzhou) Co., Ltd, Song Shan Lake Branch.

Test Mode:	802.11ax HE40 PK	Frequency(MHz):	5230
Polarity:	Horizontal	Test Voltage:	DC 7.2 V

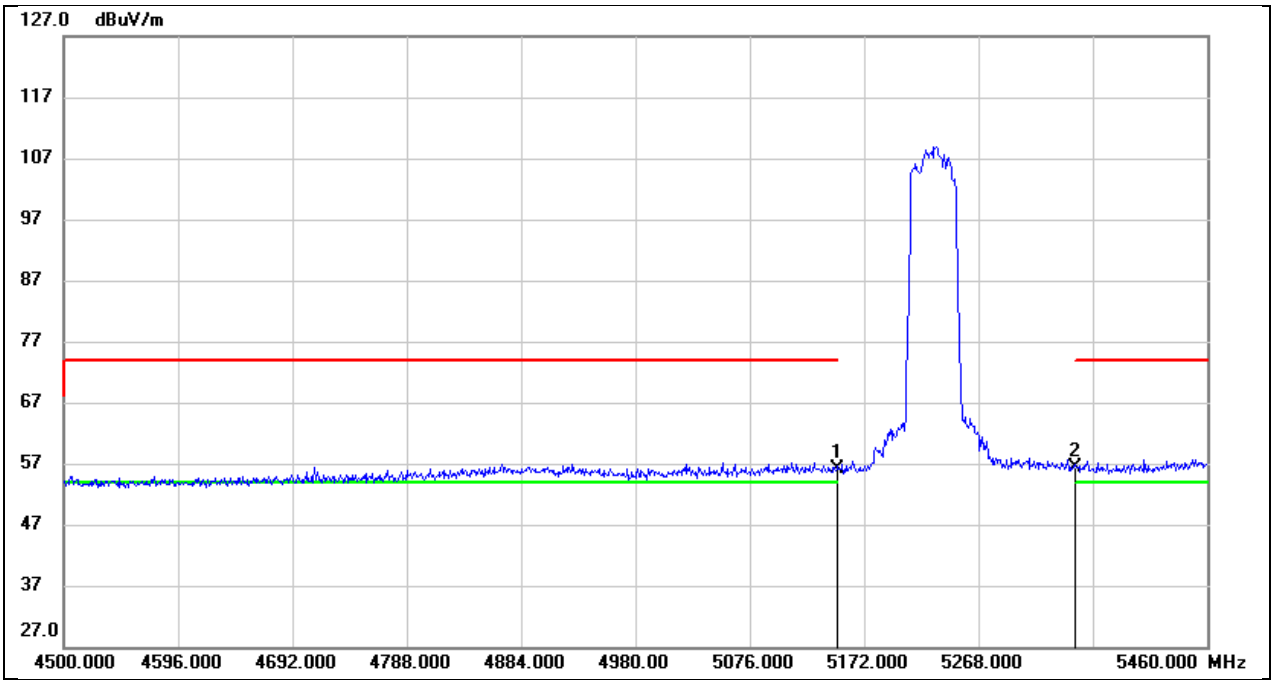

No.	Frequency (MHz)	Reading (dBuV)	Correct (dB/m)	Result (dBuV/m)	Limit (dBuV/m)	Margin (dB)	Remark
1	5150.000	15.89	40.21	56.10	74.00	-17.90	peak
2	5350.000	15.98	40.46	56.44	74.00	-17.56	peak

This report shall not be reproduced except in full, without the written approval of UL Verification Services (Guangzhou) Co., Ltd, Song Shan Lake Branch.

Test Mode:	802.11ax HE40 AV	Frequency(MHz):	5230
Polarity:	Horizontal	Test Voltage:	DC 7.2 V

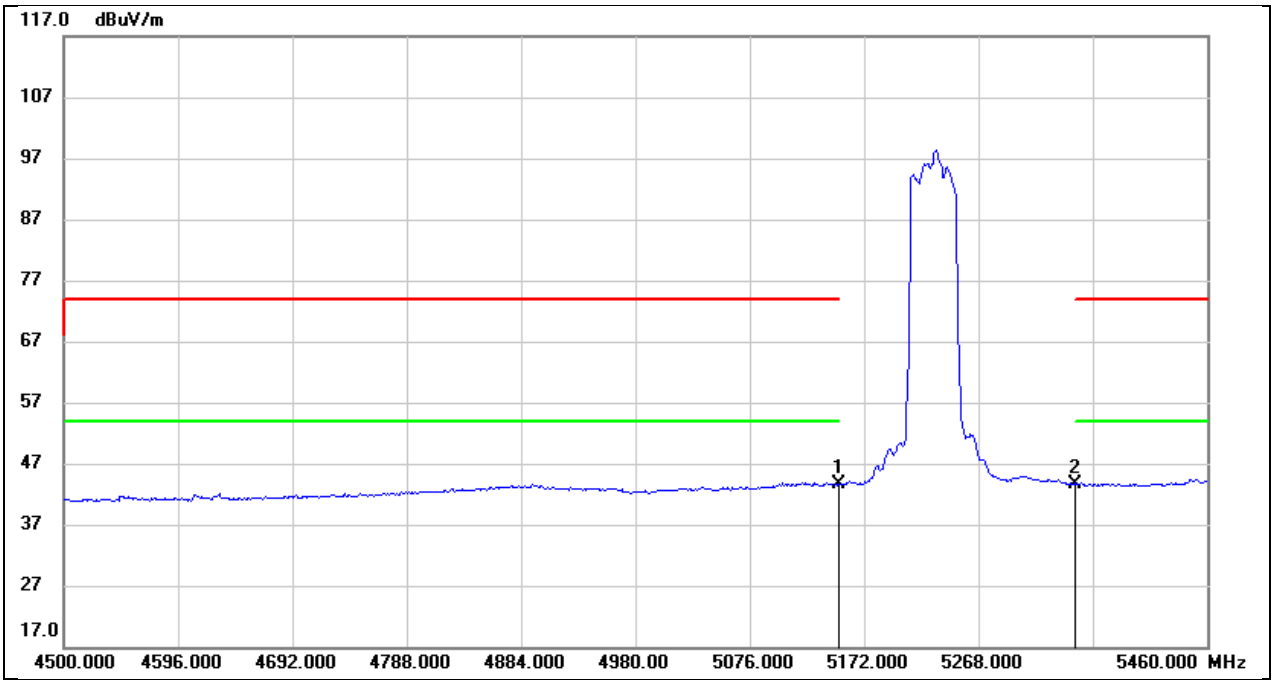

No.	Frequency (MHz)	Reading (dBuV)	Correct (dB/m)	Result (dBuV/m)	Limit (dBuV/m)	Margin (dB)	Remark
1	5150.000	3.34	40.21	43.55	54.00	-10.45	AVG
2	5350.000	3.23	40.46	43.69	54.00	-10.31	AVG

This report shall not be reproduced except in full, without the written approval of UL Verification Services (Guangzhou) Co., Ltd, Song Shan Lake Branch.

Test Mode:	802.11ax HE40 PK	Frequency(MHz):	5755
Polarity:	Horizontal	Test Voltage:	DC 7.2 V

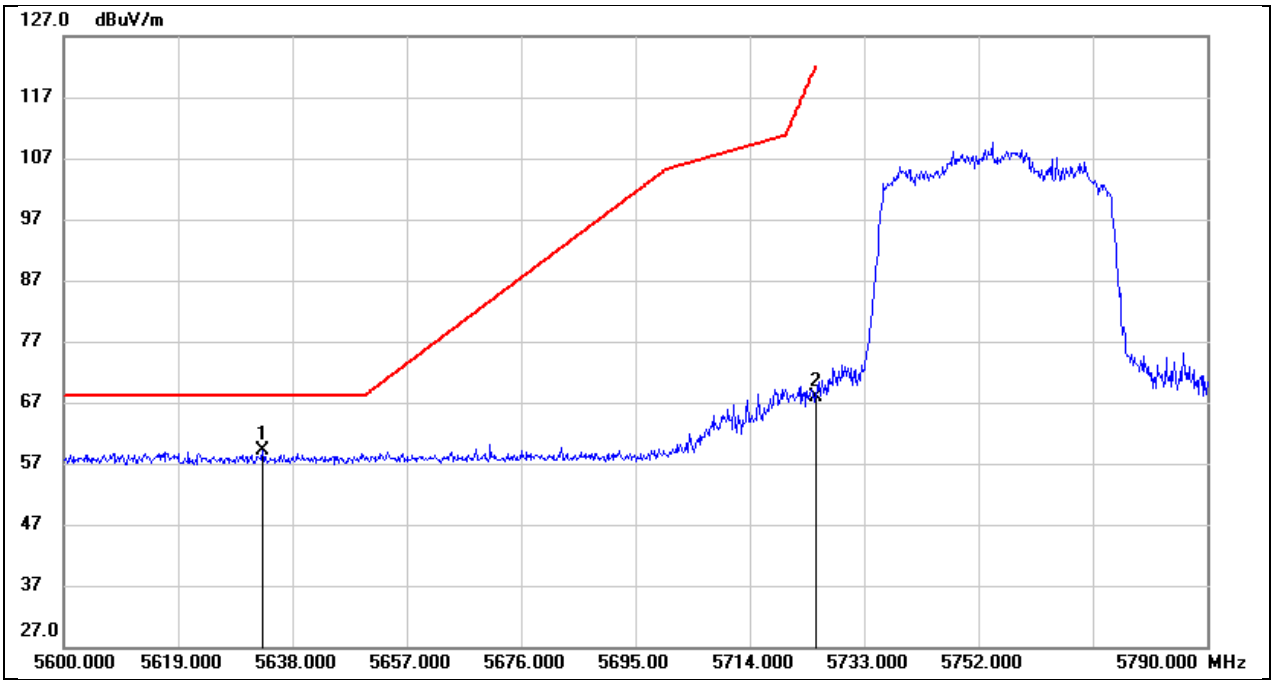

No.	Frequency (MHz)	Reading (dBuV)	Correct (dB/m)	Result (dBuV/m)	Limit (dBuV/m)	Margin (dB)	Remark
1	5633.060	17.76	41.35	59.11	68.20	-9.09	peak
2	5725.000	26.70	41.24	67.94	122.20	-54.26	peak

This report shall not be reproduced except in full, without the written approval of UL Verification Services (Guangzhou) Co., Ltd, Song Shan Lake Branch.

Test Mode:	802.11ax HE40 PK	Frequency(MHz):	5795
Polarity:	Horizontal	Test Voltage:	DC 7.2 V

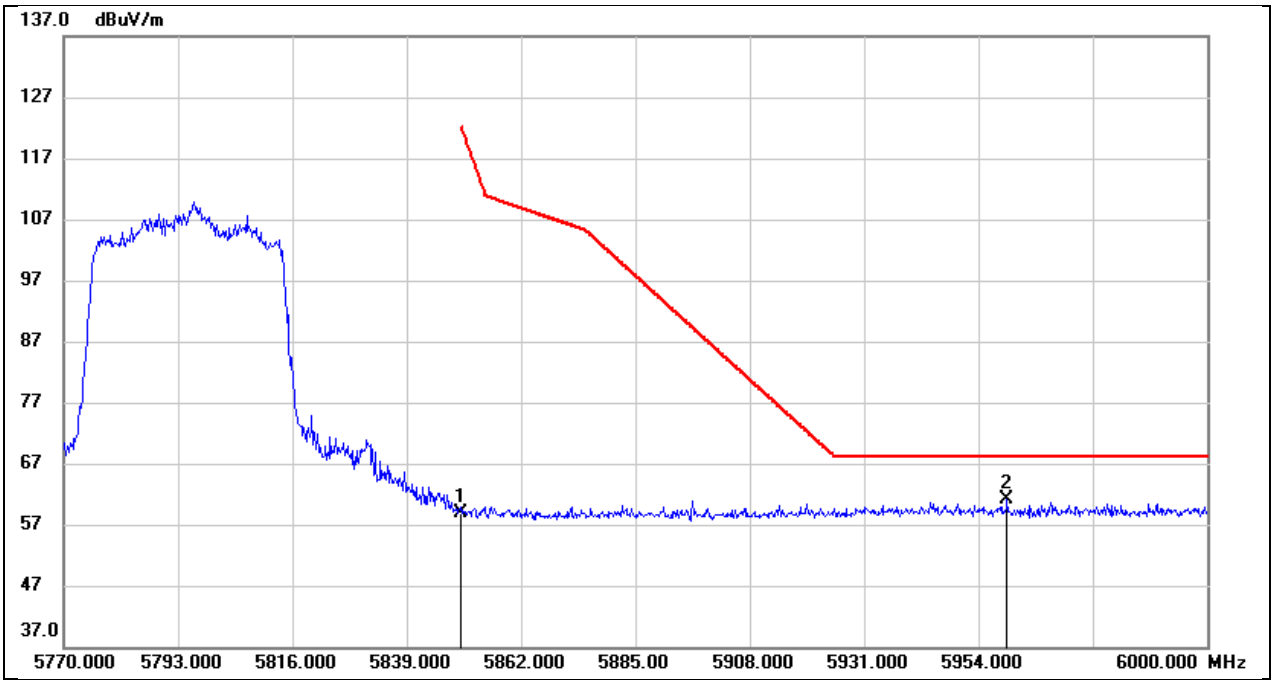

No.	Frequency (MHz)	Reading (dBuV)	Correct (dB/m)	Result (dBuV/m)	Limit (dBuV/m)	Margin (dB)	Remark
1	5850.000	17.44	41.37	58.81	122.20	-63.39	peak
2	5959.750	19.30	41.87	61.17	68.20	-7.03	peak

This report shall not be reproduced except in full, without the written approval of UL Verification Services (Guangzhou) Co., Ltd, Song Shan Lake Branch.

Test Mode:	802.11ax HE80 PK	Frequency(MHz):	5210
Polarity:	Horizontal	Test Voltage:	DC 7.2 V

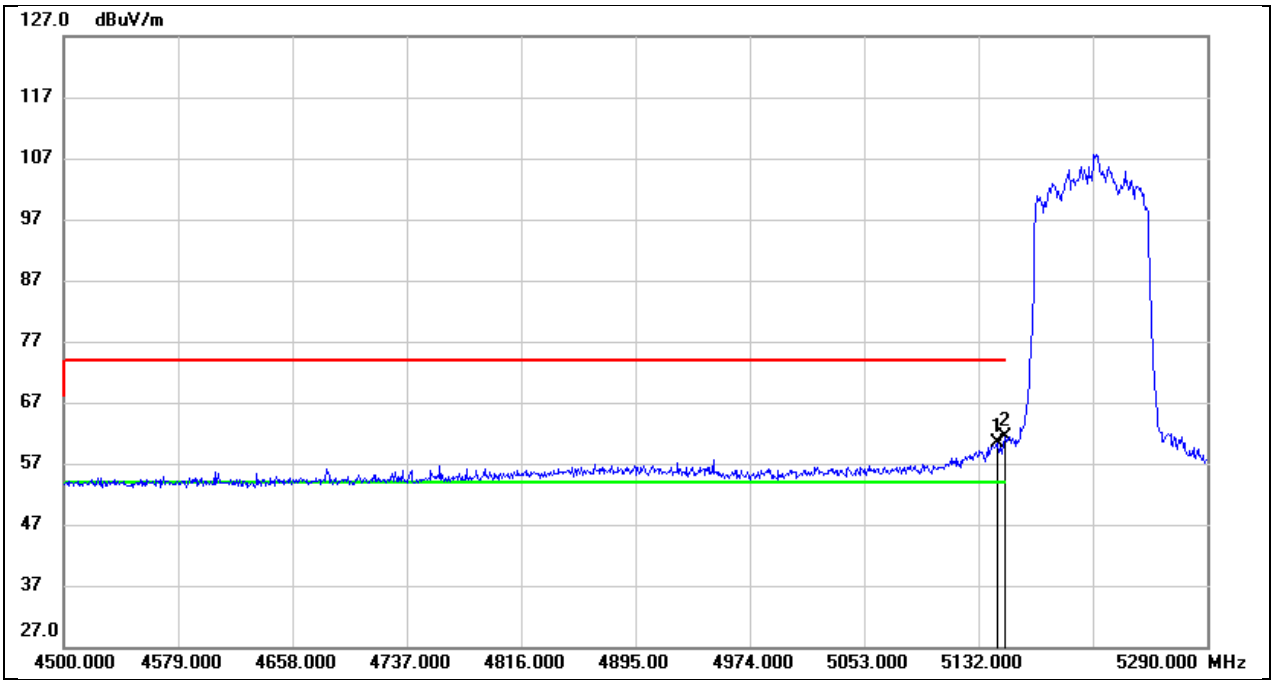

No.	Frequency (MHz)	Reading (dBuV)	Correct (dB/m)	Result (dBuV/m)	Limit (dBuV/m)	Margin (dB)	Remark
1	5144.640	20.19	40.19	60.38	74.00	-13.62	peak
2	5150.000	21.11	40.21	61.32	74.00	-12.68	peak

This report shall not be reproduced except in full, without the written approval of UL Verification Services (Guangzhou) Co., Ltd, Song Shan Lake Branch.

Test Mode:	802.11ax HE80 AV	Frequency(MHz):	5210
Polarity:	Horizontal	Test Voltage:	DC 7.2 V

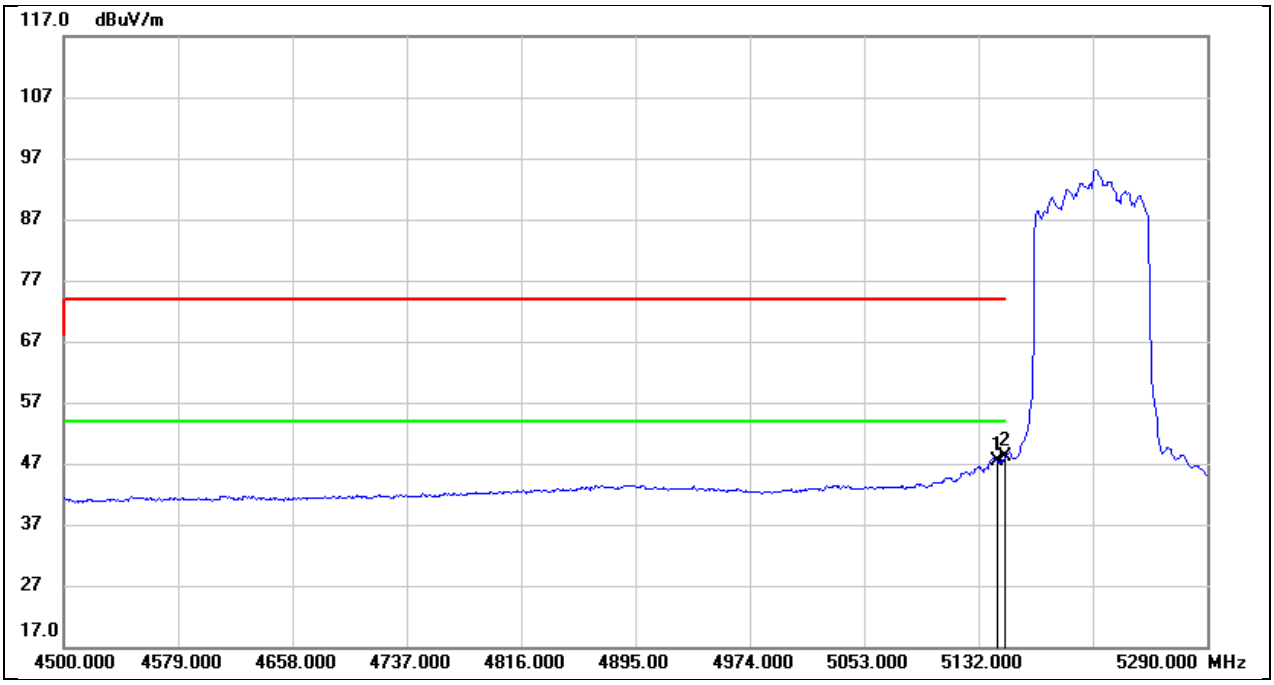

No.	Frequency (MHz)	Reading (dBuV)	Correct (dB/m)	Result (dBuV/m)	Limit (dBuV/m)	Margin (dB)	Remark
1	5144.640	7.11	40.19	47.30	54.00	-6.70	AVG
2	5150.000	8.02	40.21	48.23	54.00	-5.77	AVG

This report shall not be reproduced except in full, without the written approval of UL Verification Services (Guangzhou) Co., Ltd, Song Shan Lake Branch.

Test Mode:	802.11ax HE80 PK	Frequency(MHz):	5775
Polarity:	Horizontal	Test Voltage:	DC 7.2 V

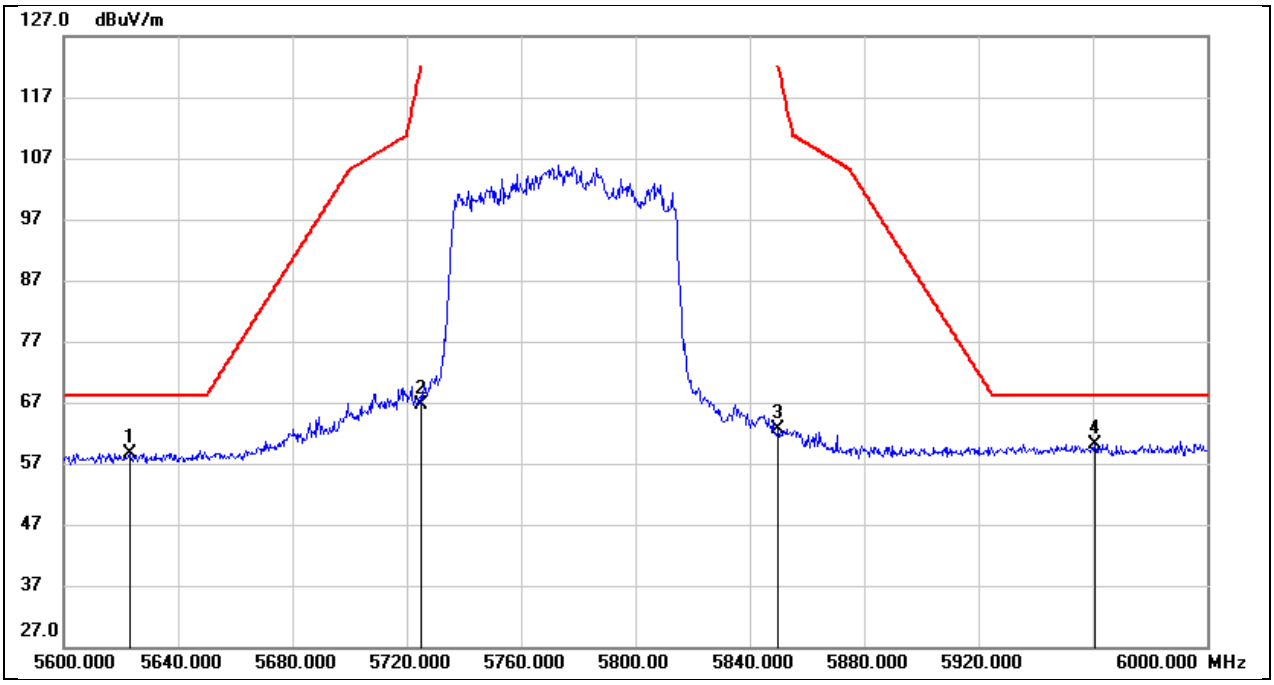

No.	Frequency (MHz)	Reading (dBuV)	Correct (dB/m)	Result (dBuV/m)	Limit (dBuV/m)	Margin (dB)	Remark
1	5623.200	17.36	41.36	58.72	68.20	-9.48	peak
2	5725.000	25.50	41.24	66.74	122.20	-55.46	peak
3	5850.000	21.25	41.37	62.62	122.20	-59.58	peak
4	5960.800	18.36	41.87	60.23	68.20	-7.97	peak

This report shall not be reproduced except in full, without the written approval of UL Verification Services (Guangzhou) Co., Ltd, Song Shan Lake Branch.

8.2. SPURIOUS EMISSIONS(1 GHZ~7 GHZ)

Test Mode:	802.11a 20	Frequency(MHz):	5180
Polarity:	Horizontal	Test Voltage:	DC 7.2 V

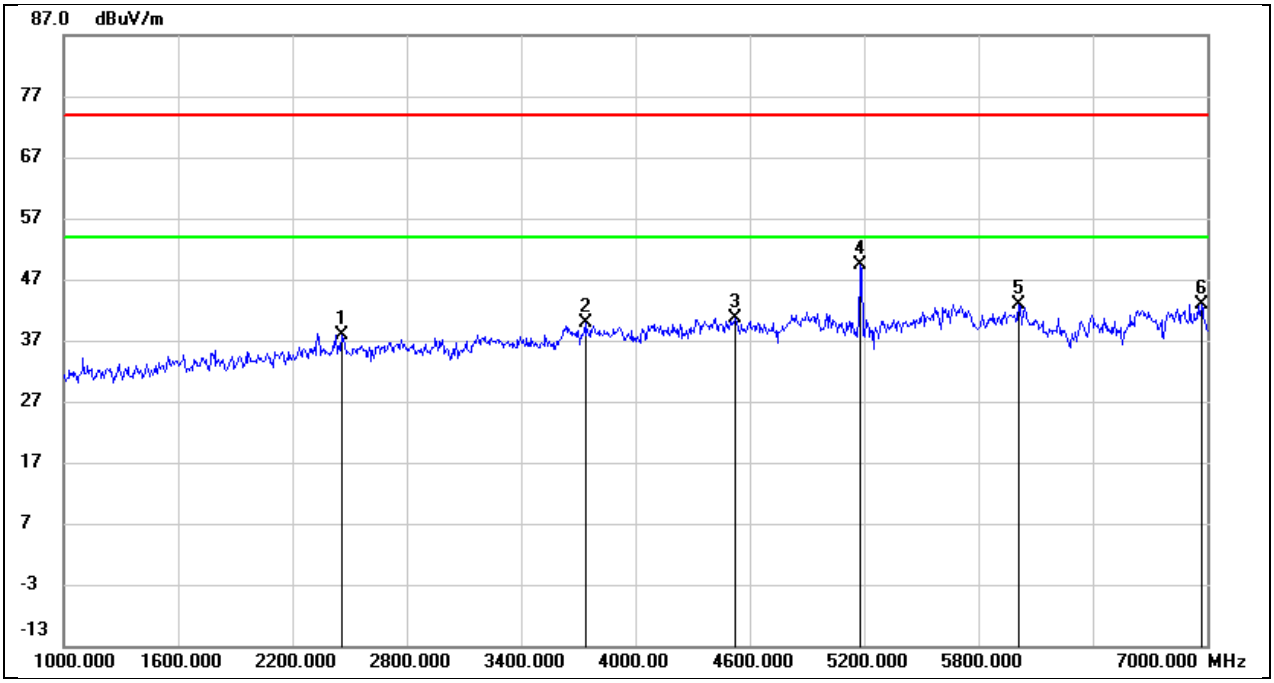

No.	Frequency (MHz)	Reading (dBuV)	Correct (dB/m)	Result (dBuV/m)	Limit (dBuV/m)	Margin (dB)	Remark
1	2458.000	45.44	-7.46	37.98	74.00	-36.02	peak
2	3736.000	42.86	-3.10	39.76	74.00	-34.24	peak
3	4522.000	41.87	-1.14	40.73	74.00	-33.27	peak
4	5180.000	48.10	1.31	49.41	/	/	fundamental
5	6010.000	39.68	3.26	42.94	74.00	-31.06	peak
6	6970.000	36.21	6.74	42.95	74.00	-31.05	peak

This report shall not be reproduced except in full, without the written approval of UL Verification Services (Guangzhou) Co., Ltd, Song Shan Lake Branch.

Test Mode:	802.11a 20	Frequency(MHz):	5180
Polarity:	Vertical	Test Voltage:	DC 7.2 V

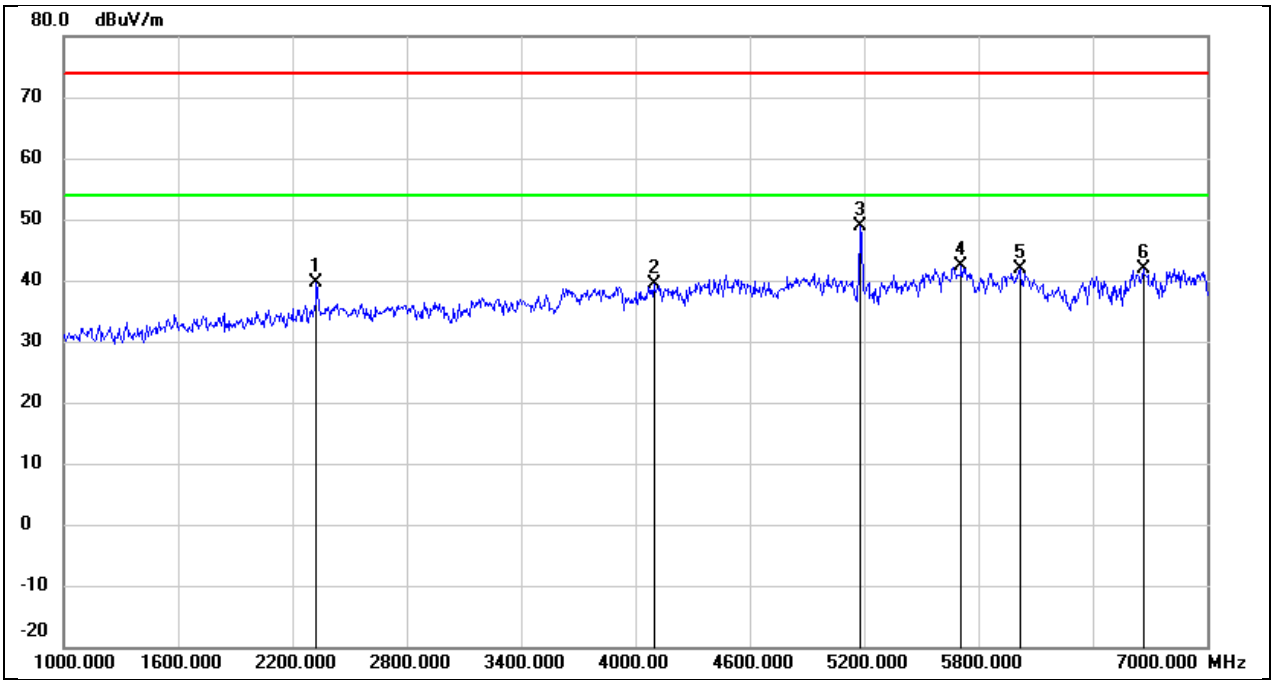

No.	Frequency (MHz)	Reading (dBuV)	Correct (dB/m)	Result (dBuV/m)	Limit (dBuV/m)	Margin (dB)	Remark
1	2326.000	47.58	-7.94	39.64	74.00	-34.36	peak
2	4096.000	41.64	-2.30	39.34	74.00	-34.66	peak
3	5180.000	47.67	1.31	48.98	/	/	fundamental
4	5710.000	39.55	2.72	42.27	74.00	-31.73	peak
5	6016.000	38.68	3.24	41.92	74.00	-32.08	peak
6	6664.000	37.05	4.78	41.83	74.00	-32.17	peak

This report shall not be reproduced except in full, without the written approval of UL Verification Services (Guangzhou) Co., Ltd, Song Shan Lake Branch.

Test Mode:	802.11a 20	Frequency(MHz):	5200
Polarity:	Horizontal	Test Voltage:	DC 7.2 V

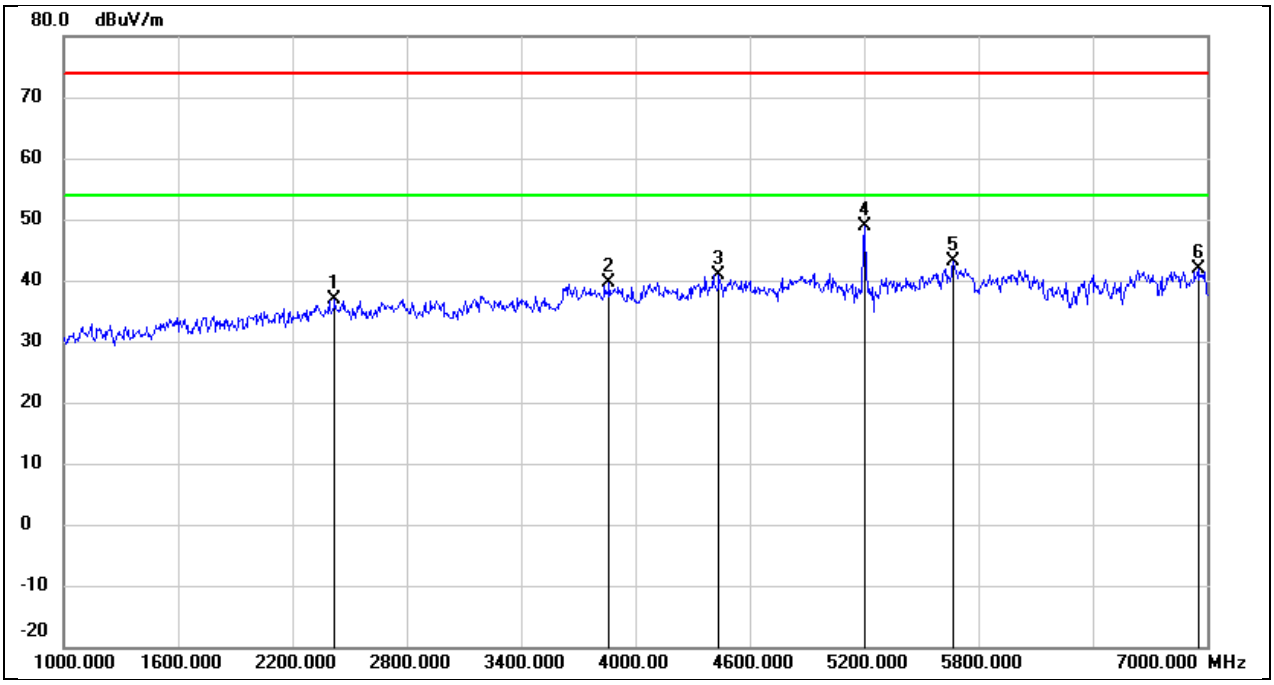

No.	Frequency (MHz)	Reading (dBuV)	Correct (dB/m)	Result (dBuV/m)	Limit (dBuV/m)	Margin (dB)	Remark
1	2422.000	44.22	-7.41	36.81	74.00	-37.19	peak
2	3862.000	42.51	-2.88	39.63	74.00	-34.37	peak
3	4438.000	42.22	-1.37	40.85	74.00	-33.15	peak
4	5200.000	47.43	1.36	48.79	/	/	fundamental
5	5668.000	40.13	2.90	43.03	74.00	-30.97	peak
6	6952.000	35.44	6.56	42.00	74.00	-32.00	peak

This report shall not be reproduced except in full, without the written approval of UL Verification Services (Guangzhou) Co., Ltd, Song Shan Lake Branch.

Test Mode:	802.11a 20	Frequency(MHz):	5200
Polarity:	Vertical	Test Voltage:	DC 7.2 V

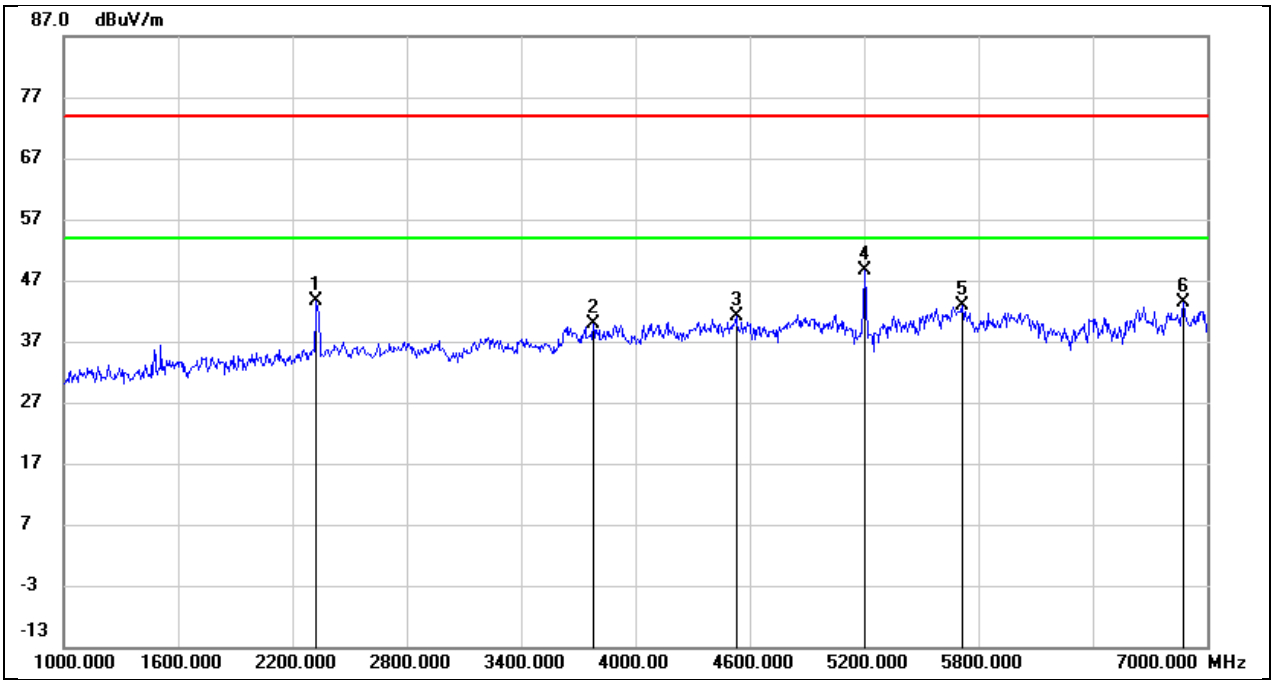

No.	Frequency (MHz)	Reading (dBuV)	Correct (dB/m)	Result (dBuV/m)	Limit (dBuV/m)	Margin (dB)	Remark
1	2326.000	51.58	-7.94	43.64	74.00	-30.36	peak
2	3778.000	42.79	-2.88	39.91	74.00	-34.09	peak
3	4528.000	42.14	-1.13	41.01	74.00	-32.99	peak
4	5200.000	47.32	1.36	48.68	/	/	fundamental
5	5716.000	40.17	2.70	42.87	74.00	-31.13	peak
6	6874.000	37.63	5.83	43.46	74.00	-30.54	peak

This report shall not be reproduced except in full, without the written approval of UL Verification Services (Guangzhou) Co., Ltd, Song Shan Lake Branch.

Test Mode:	802.11a 20	Frequency(MHz):	5240
Polarity:	Horizontal	Test Voltage:	DC 7.2 V

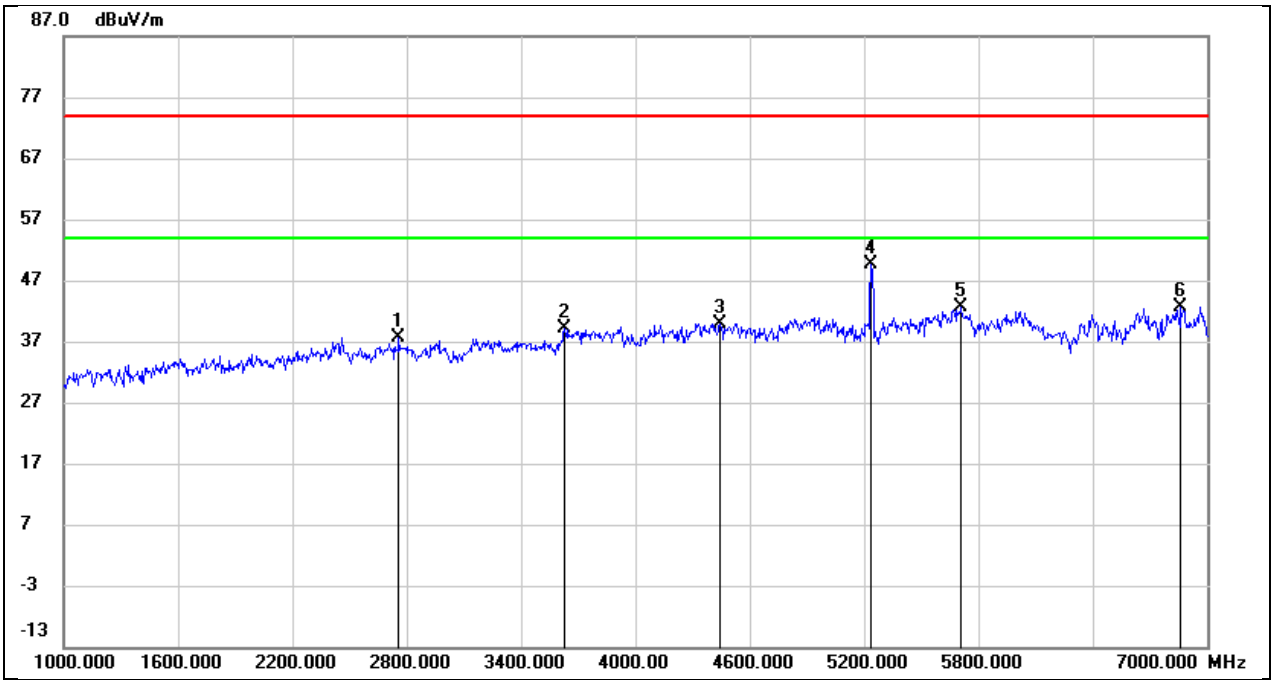

No.	Frequency (MHz)	Reading (dBuV)	Correct (dB/m)	Result (dBuV/m)	Limit (dBuV/m)	Margin (dB)	Remark
1	2758.000	44.63	-6.99	37.64	74.00	-36.36	peak
2	3628.000	42.64	-3.62	39.02	74.00	-34.98	peak
3	4444.000	41.35	-1.36	39.99	74.00	-34.01	peak
4	5240.000	48.31	1.43	49.74	/	/	fundamental
5	5710.000	39.96	2.72	42.68	74.00	-31.32	peak
6	6862.000	36.94	5.72	42.66	74.00	-31.34	peak

This report shall not be reproduced except in full, without the written approval of UL Verification Services (Guangzhou) Co., Ltd, Song Shan Lake Branch.

Test Mode:	802.11a 20	Frequency(MHz):	5240
Polarity:	Vertical	Test Voltage:	DC 7.2 V

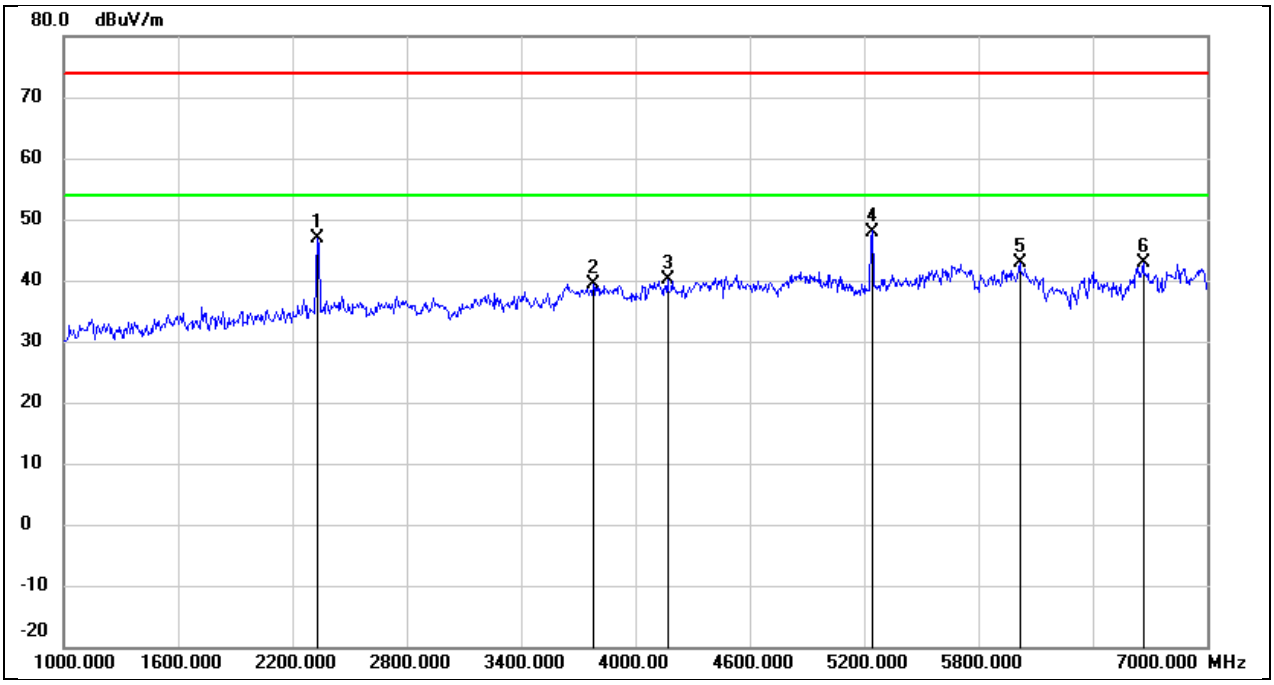

No.	Frequency (MHz)	Reading (dBuV)	Correct (dB/m)	Result (dBuV/m)	Limit (dBuV/m)	Margin (dB)	Remark
1	2332.000	54.72	-7.91	46.81	74.00	-27.19	peak
2	3778.000	42.35	-2.88	39.47	74.00	-34.53	peak
3	4168.000	41.83	-1.71	40.12	74.00	-33.88	peak
4	5240.000	46.56	1.44	48.00	/	/	fundamental
5	6016.000	39.58	3.24	42.82	74.00	-31.18	peak
6	6664.000	38.08	4.78	42.86	74.00	-31.14	peak

This report shall not be reproduced except in full, without the written approval of UL Verification Services (Guangzhou) Co., Ltd, Song Shan Lake Branch.

Test Mode:	802.11a 20	Frequency(MHz):	5745
Polarity:	Horizontal	Test Voltage:	DC 7.2 V

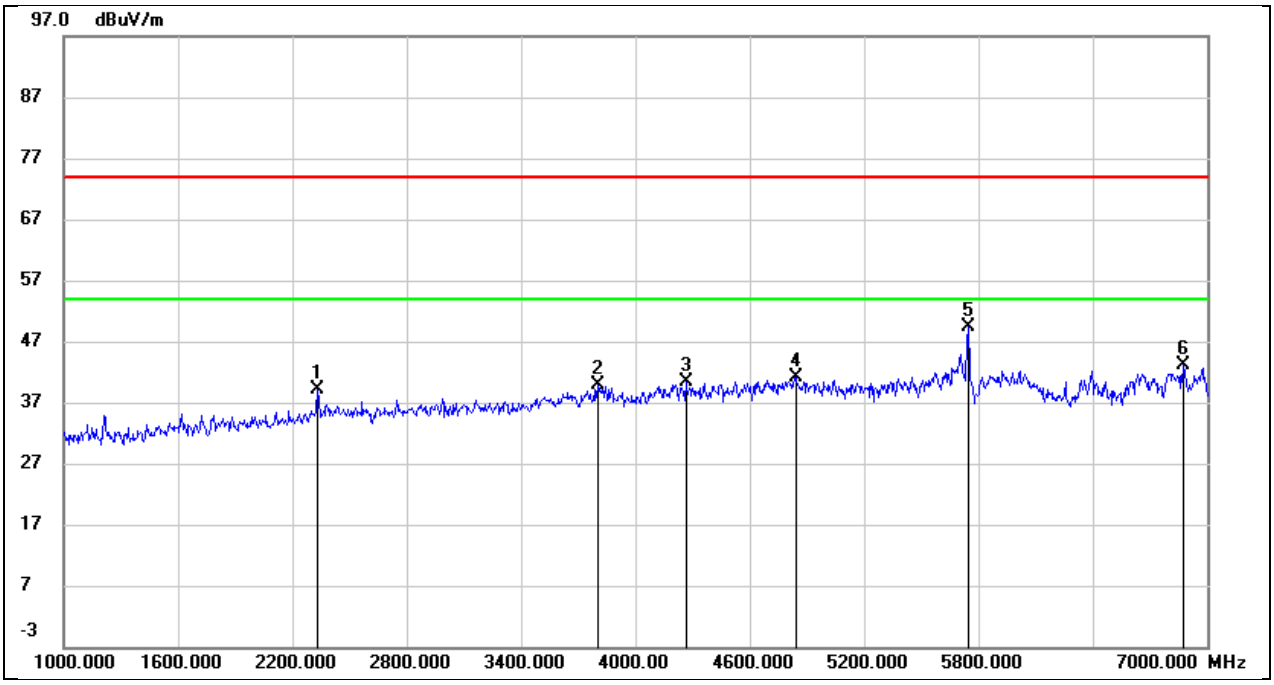

No.	Frequency (MHz)	Reading (dBuV)	Correct (dB/m)	Result (dBuV/m)	Limit (dBuV/m)	Margin (dB)	Remark
1	2332.000	47.07	-7.91	39.16	74.00	-34.84	peak
2	3802.000	42.56	-2.79	39.77	74.00	-34.23	peak
3	4264.000	41.88	-1.46	40.42	74.00	-33.58	peak
4	4840.000	40.90	0.20	41.10	74.00	-32.90	peak
5	5745.000	46.83	2.57	49.40	/	/	fundamental
6	6874.000	37.30	5.83	43.13	74.00	-30.87	peak

This report shall not be reproduced except in full, without the written approval of UL Verification Services (Guangzhou) Co., Ltd, Song Shan Lake Branch.

Test Mode:	802.11a 20	Frequency(MHz):	5745
Polarity:	Vertical	Test Voltage:	DC 7.2 V

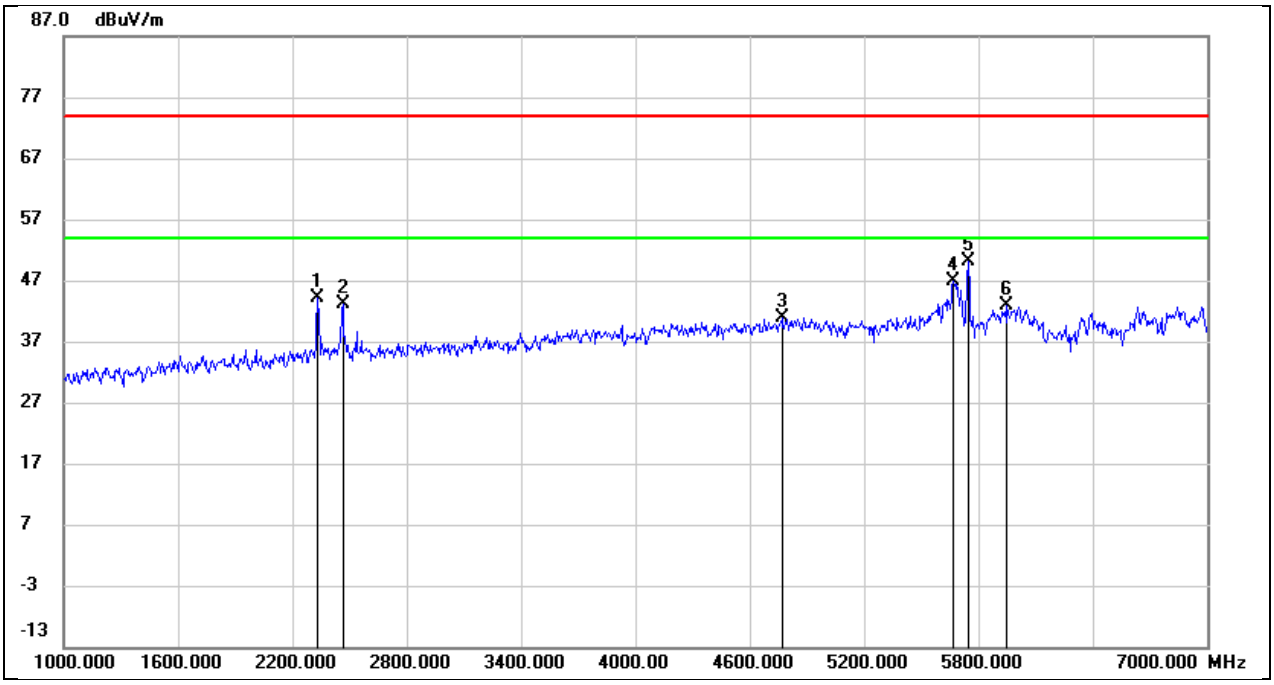

No.	Frequency (MHz)	Reading (dBuV)	Correct (dB/m)	Result (dBuV/m)	Limit (dBuV/m)	Margin (dB)	Remark
1	2332.000	52.08	-7.91	44.17	74.00	-29.83	peak
2	2464.000	50.51	-7.47	43.04	74.00	-30.96	peak
3	4768.000	40.97	-0.10	40.87	74.00	-33.13	peak
4	5668.000	44.09	2.90	46.99	74.00	-27.01	peak
5	5745.000	47.51	2.57	50.08	/	/	fundamental
6	5950.000	39.75	3.05	42.80	74.00	-31.20	peak

This report shall not be reproduced except in full, without the written approval of UL Verification Services (Guangzhou) Co., Ltd, Song Shan Lake Branch.

Test Mode:	802.11a 20	Frequency(MHz):	5785
Polarity:	Horizontal	Test Voltage:	DC 7.2 V

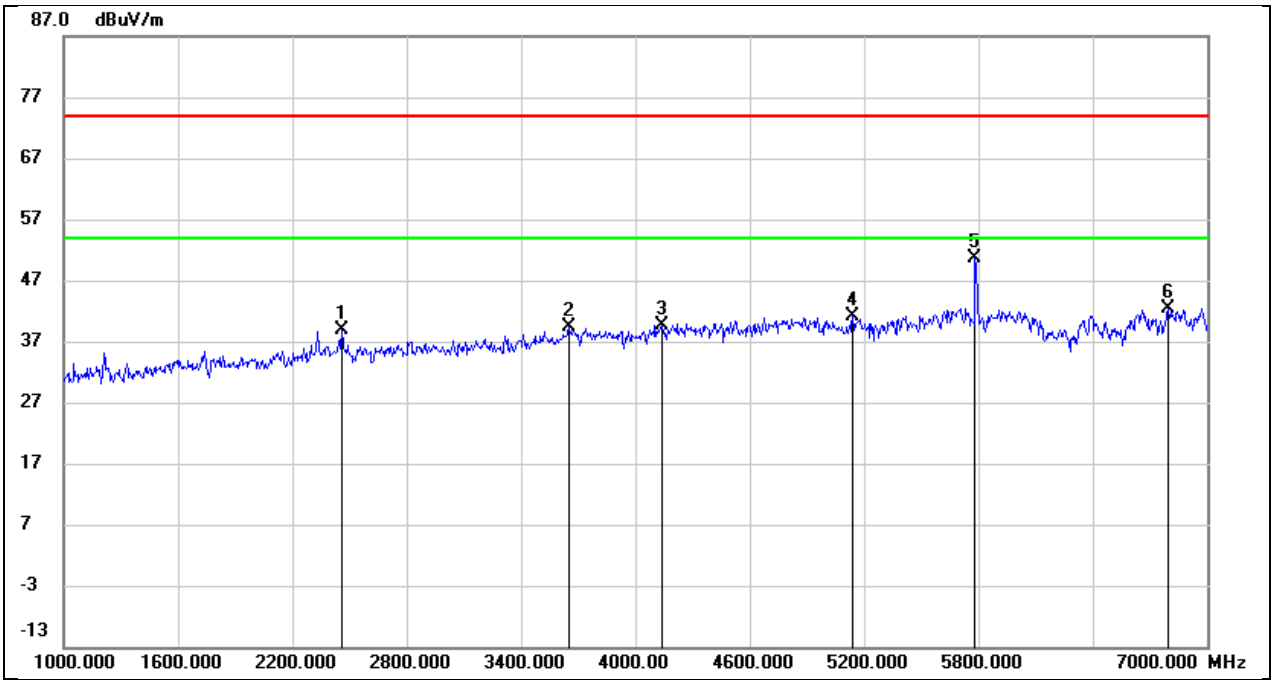

No.	Frequency (MHz)	Reading (dBuV)	Correct (dB/m)	Result (dBuV/m)	Limit (dBuV/m)	Margin (dB)	Remark
1	2458.000	46.35	-7.46	38.89	74.00	-35.11	peak
2	3652.000	42.84	-3.52	39.32	74.00	-34.68	peak
3	4138.000	41.68	-1.95	39.73	74.00	-34.27	peak
4	5140.000	39.86	1.18	41.04	74.00	-32.96	peak
5	5785.000	48.14	2.42	50.56	/	/	fundamental
6	6796.000	37.26	5.13	42.39	74.00	-31.61	peak

This report shall not be reproduced except in full, without the written approval of UL Verification Services (Guangzhou) Co., Ltd, Song Shan Lake Branch.

Test Mode:	802.11a 20	Frequency(MHz):	5785
Polarity:	Vertical	Test Voltage:	DC 7.2 V

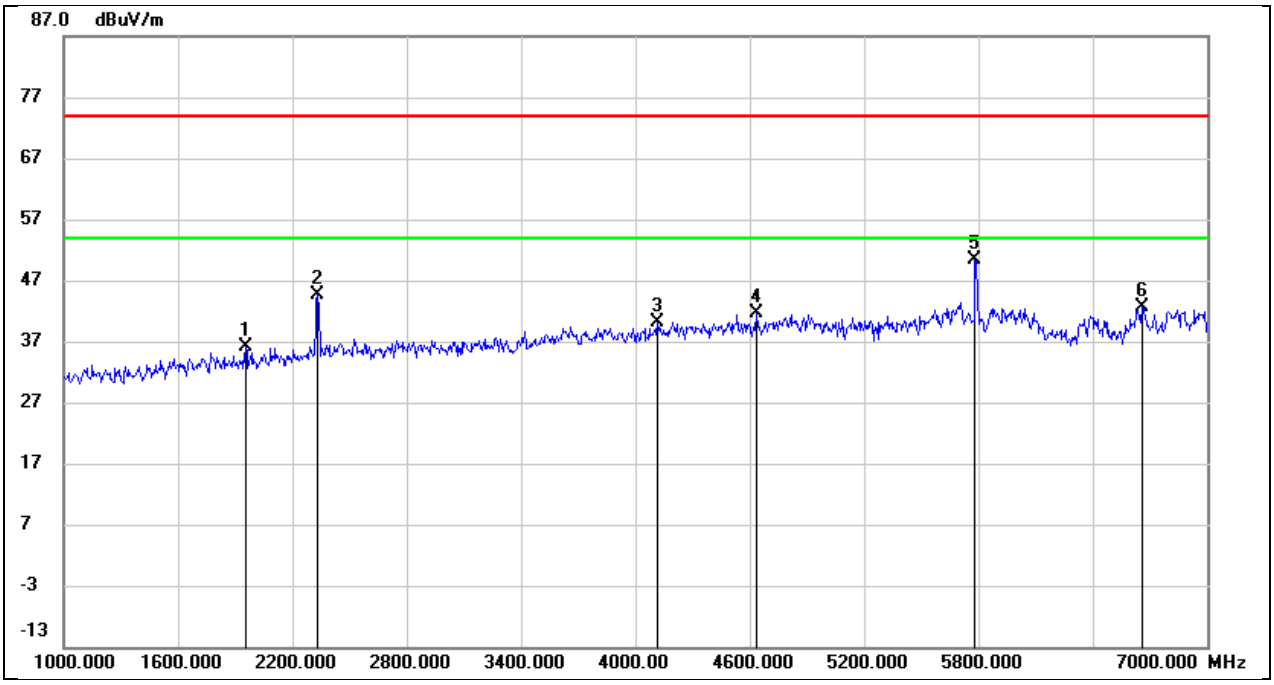

No.	Frequency (MHz)	Reading (dBuV)	Correct (dB/m)	Result (dBuV/m)	Limit (dBuV/m)	Margin (dB)	Remark
1	1954.000	46.36	-10.14	36.22	74.00	-37.78	peak
2	2332.000	52.45	-7.91	44.54	74.00	-29.46	peak
3	4114.000	42.33	-2.15	40.18	74.00	-33.82	peak
4	4636.000	42.41	-0.78	41.63	74.00	-32.37	peak
5	5785.000	47.97	2.42	50.39	/	/	fundamental
6	6658.000	37.90	4.75	42.65	74.00	-31.35	peak

This report shall not be reproduced except in full, without the written approval of UL Verification Services (Guangzhou) Co., Ltd, Song Shan Lake Branch.

Test Mode:	802.11a 20	Frequency(MHz):	5825
Polarity:	Horizontal	Test Voltage:	DC 7.2 V

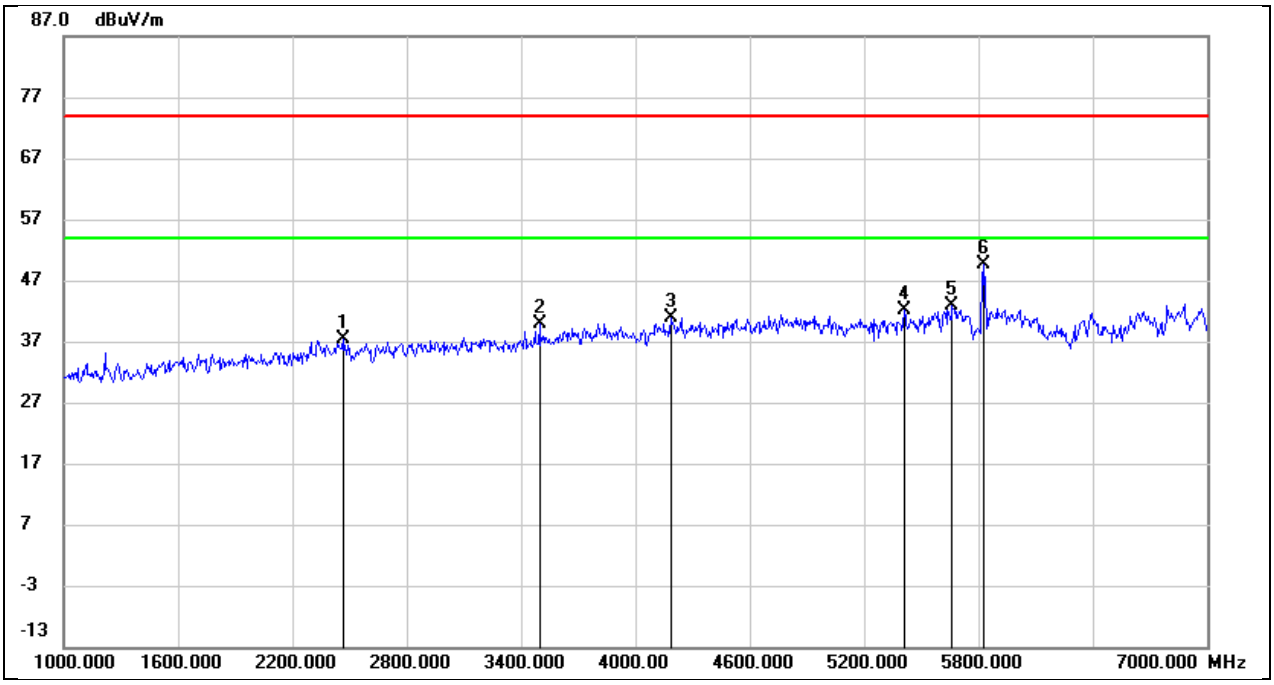

No.	Frequency (MHz)	Reading (dBuV)	Correct (dB/m)	Result (dBuV/m)	Limit (dBuV/m)	Margin (dB)	Remark
1	2464.000	44.86	-7.47	37.39	74.00	-36.61	peak
2	3496.000	44.38	-4.59	39.79	74.00	-34.21	peak
3	4186.000	42.47	-1.57	40.90	74.00	-33.10	peak
4	5410.000	40.21	1.84	42.05	74.00	-31.95	peak
5	5662.000	40.07	2.92	42.99	74.00	-31.01	peak
6	5825.000	47.26	2.48	49.74	/	/	fundamental

This report shall not be reproduced except in full, without the written approval of UL Verification Services (Guangzhou) Co., Ltd, Song Shan Lake Branch.

Test Mode:	802.11a 20	Frequency(MHz):	5825
Polarity:	Vertical	Test Voltage:	DC 7.2 V

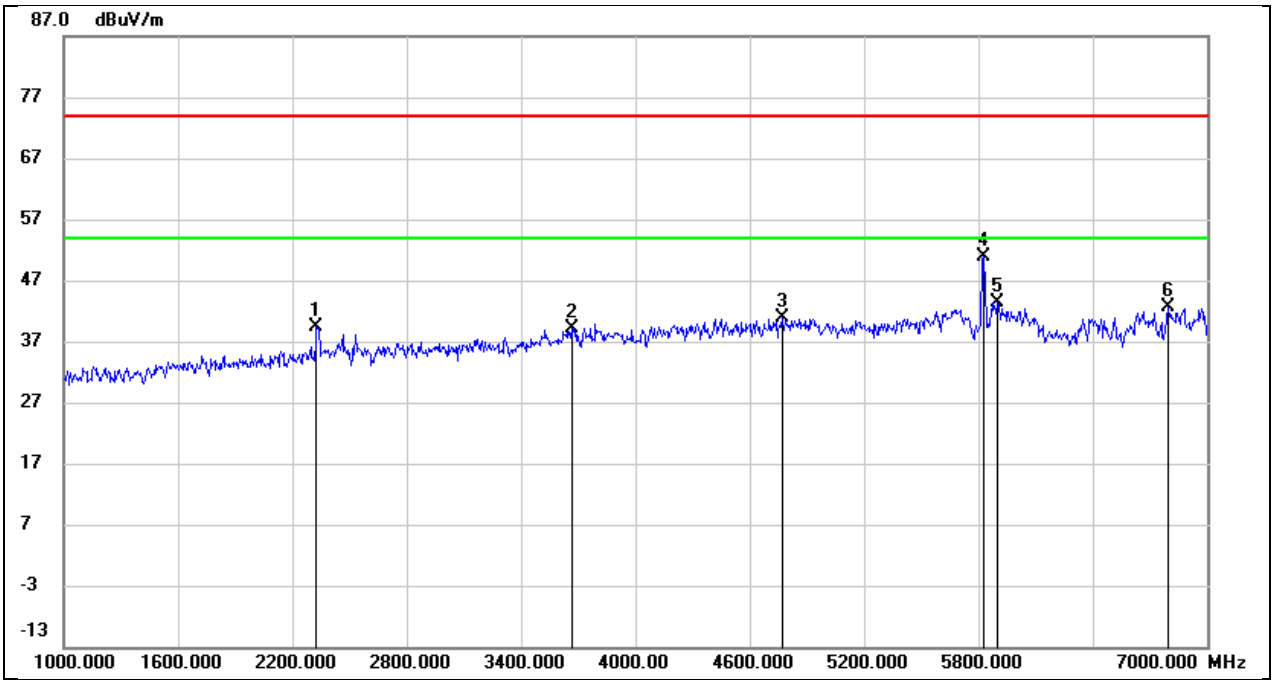

No.	Frequency (MHz)	Reading (dBuV)	Correct (dB/m)	Result (dBuV/m)	Limit (dBuV/m)	Margin (dB)	Remark
1	2326.000	47.24	-7.94	39.30	74.00	-34.70	peak
2	3664.000	42.70	-3.45	39.25	74.00	-34.75	peak
3	4774.000	40.97	-0.08	40.89	74.00	-33.11	peak
4	5825.000	48.32	2.48	50.80	/	/	fundamental
5	5896.000	40.59	2.80	43.39	74.00	-30.61	peak
6	6796.000	37.46	5.13	42.59	74.00	-31.41	peak

This report shall not be reproduced except in full, without the written approval of UL Verification Services (Guangzhou) Co., Ltd, Song Shan Lake Branch.

8.3. SPURIOUS EMISSIONS(7 GHZ~18 GHZ)

Test Mode:	802.11a 20	Frequency(MHz):	5180
Polarity:	Horizontal	Test Voltage:	DC 7.2 V

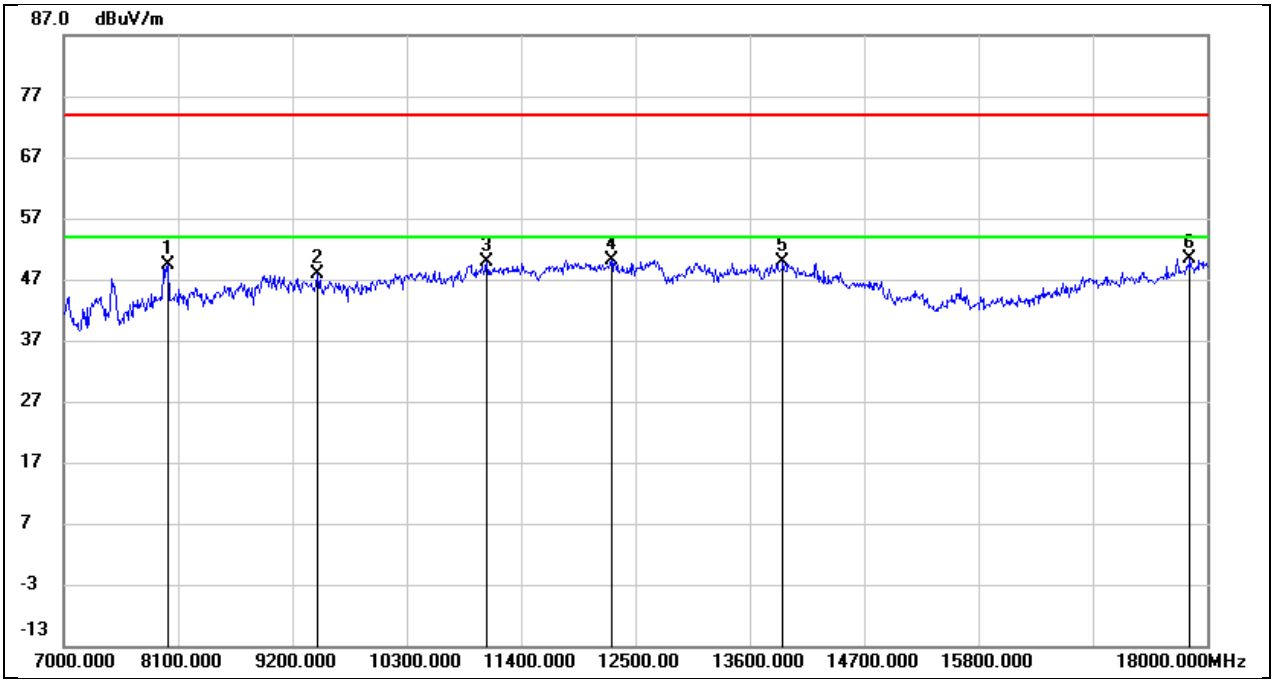

No.	Frequency (MHz)	Reading (dBuV)	Correct (dB/m)	Result (dBuV/m)	Limit (dBuV/m)	Margin (dB)	Remark
1	8001.000	42.56	6.89	49.45	74.00	-24.55	peak
2	9442.000	37.03	10.76	47.79	74.00	-26.21	peak
3	11070.000	34.74	15.04	49.78	74.00	-24.22	peak
4	12269.000	31.37	18.72	50.09	74.00	-23.91	peak
5	13919.000	27.34	22.49	49.83	74.00	-24.17	peak
6	17835.000	24.02	26.27	50.29	74.00	-23.71	peak

This report shall not be reproduced except in full, without the written approval of UL Verification Services (Guangzhou) Co., Ltd, Song Shan Lake Branch.

Test Mode:	802.11a 20	Frequency(MHz):	5180
Polarity:	Vertical	Test Voltage:	DC 7.2 V

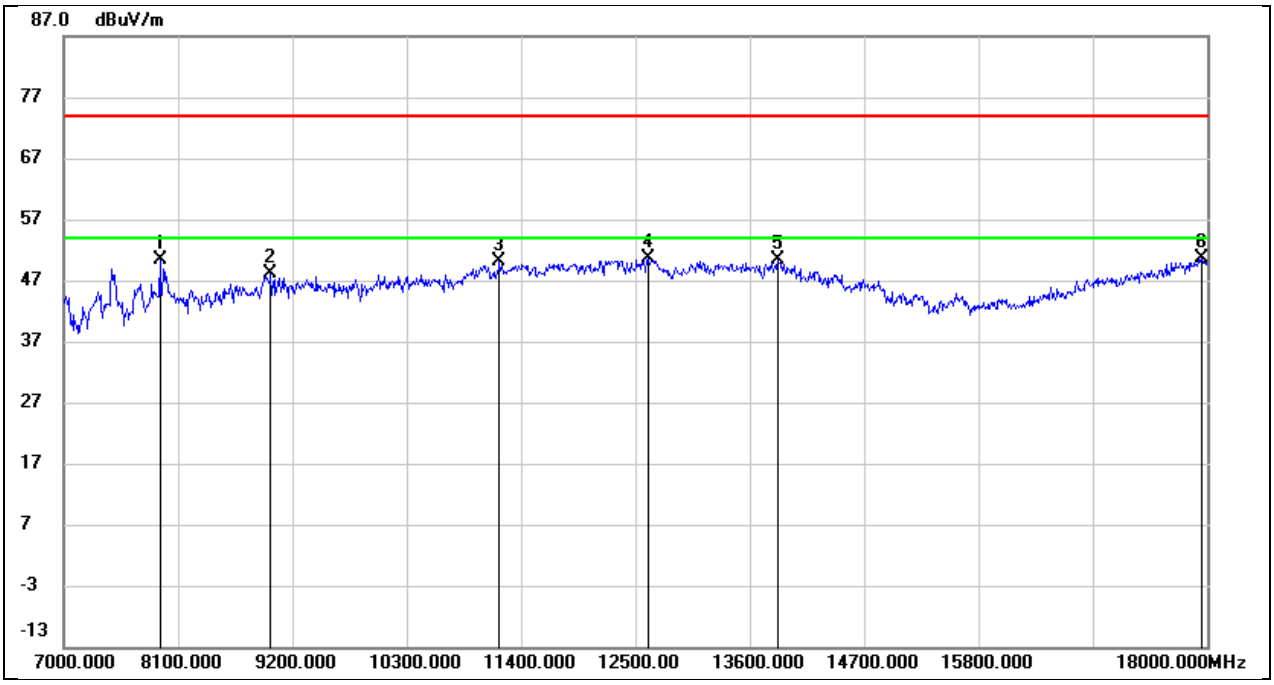

No.	Frequency (MHz)	Reading (dBuV)	Correct (dB/m)	Result (dBuV/m)	Limit (dBuV/m)	Margin (dB)	Remark
1	7924.000	43.46	6.86	50.32	74.00	-23.68	peak
2	8991.000	36.30	11.73	48.03	74.00	-25.97	peak
3	11191.000	34.80	15.32	50.12	74.00	-23.88	peak
4	12621.000	32.13	18.38	50.51	74.00	-23.49	peak
5	13864.000	27.94	22.45	50.39	74.00	-23.61	peak
6	17945.000	23.79	26.74	50.53	74.00	-23.47	peak

This report shall not be reproduced except in full, without the written approval of UL Verification Services (Guangzhou) Co., Ltd, Song Shan Lake Branch.

Test Mode:	802.11a 20	Frequency(MHz):	5200
Polarity:	Horizontal	Test Voltage:	DC 7.2 V

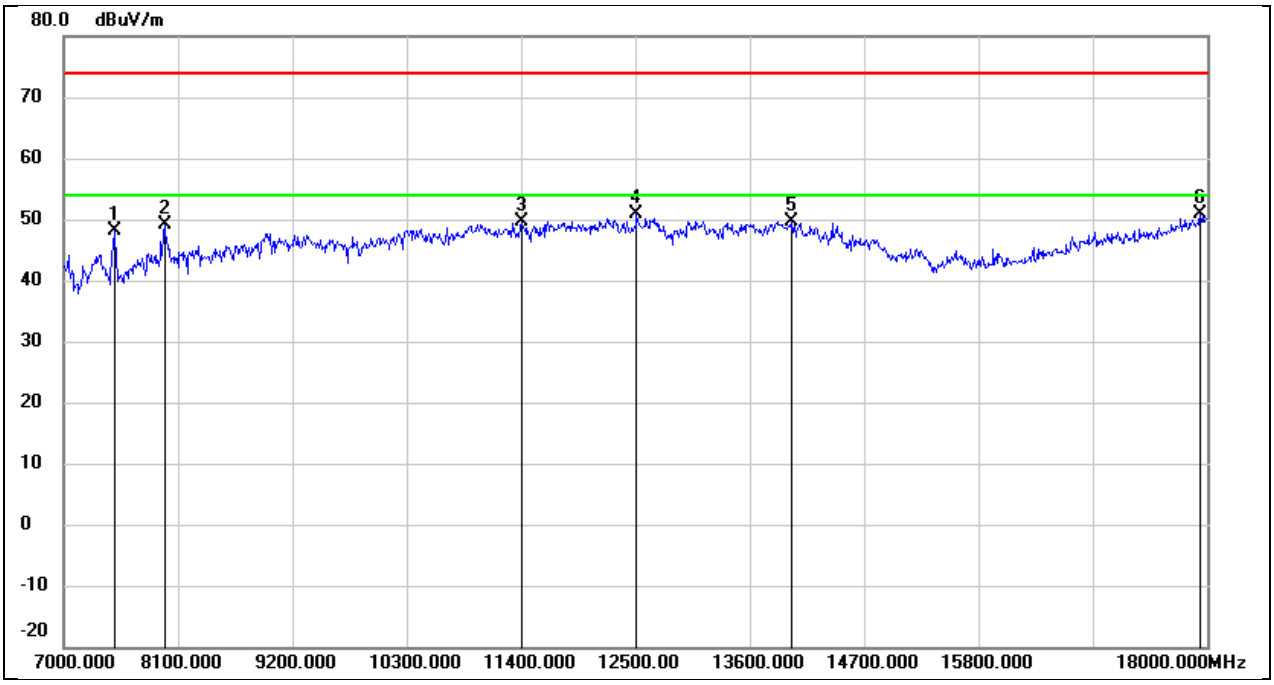

No.	Frequency (MHz)	Reading (dBuV)	Correct (dB/m)	Result (dBuV/m)	Limit (dBuV/m)	Margin (dB)	Remark
1	7484.000	40.37	7.71	48.08	74.00	-25.92	peak
2	7968.000	42.32	6.87	49.19	74.00	-24.81	peak
3	11400.000	33.08	16.57	49.65	74.00	-24.35	peak
4	12511.000	32.45	18.54	50.99	74.00	-23.01	peak
5	14007.000	27.03	22.53	49.56	74.00	-24.44	peak
6	17934.000	24.11	26.69	50.80	74.00	-23.20	peak

This report shall not be reproduced except in full, without the written approval of UL Verification Services (Guangzhou) Co., Ltd, Song Shan Lake Branch.

Test Mode:	802.11a 20	Frequency(MHz):	5200
Polarity:	Vertical	Test Voltage:	DC 7.2 V

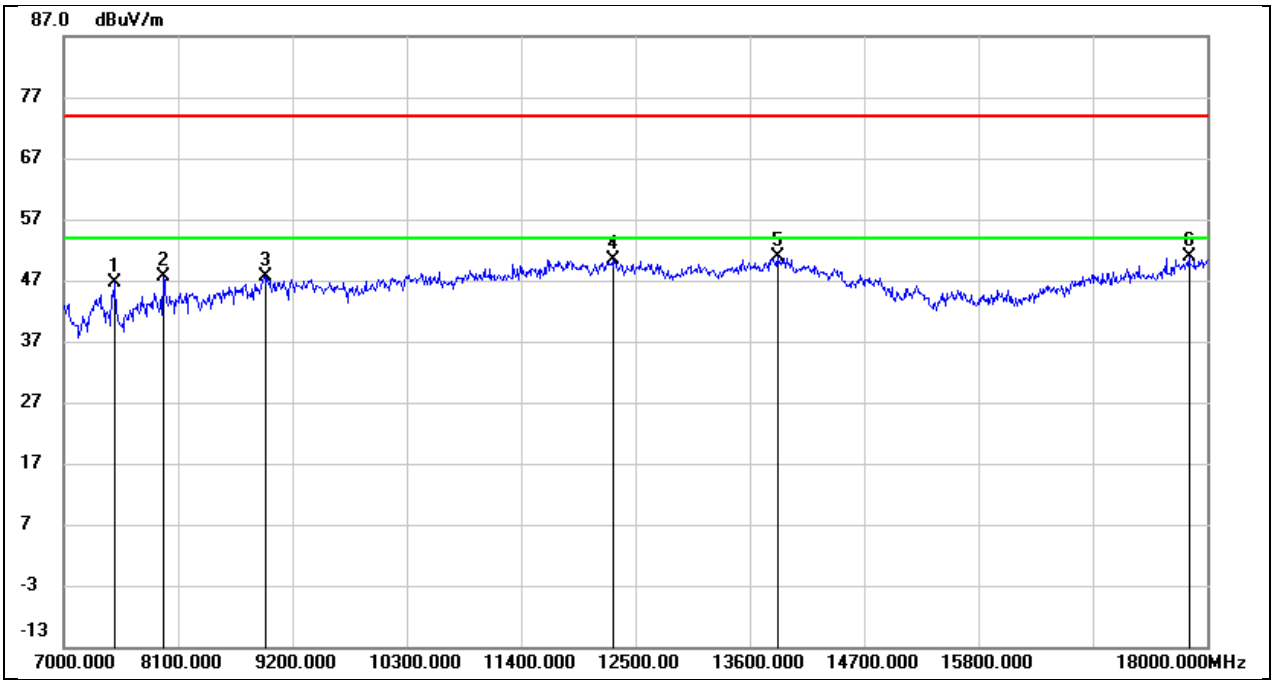

No.	Frequency (MHz)	Reading (dBuV)	Correct (dB/m)	Result (dBuV/m)	Limit (dBuV/m)	Margin (dB)	Remark
1	7484.000	38.81	7.71	46.52	74.00	-27.48	peak
2	7957.000	40.69	6.86	47.55	74.00	-26.45	peak
3	8936.000	36.67	10.91	47.58	74.00	-26.42	peak
4	12291.000	31.64	18.77	50.41	74.00	-23.59	peak
5	13864.000	28.42	22.45	50.87	74.00	-23.13	peak
6	17824.000	24.67	26.22	50.89	74.00	-23.11	peak

This report shall not be reproduced except in full, without the written approval of UL Verification Services (Guangzhou) Co., Ltd, Song Shan Lake Branch.

Test Mode:	802.11a 20	Frequency(MHz):	5240
Polarity:	Horizontal	Test Voltage:	DC 7.2 V

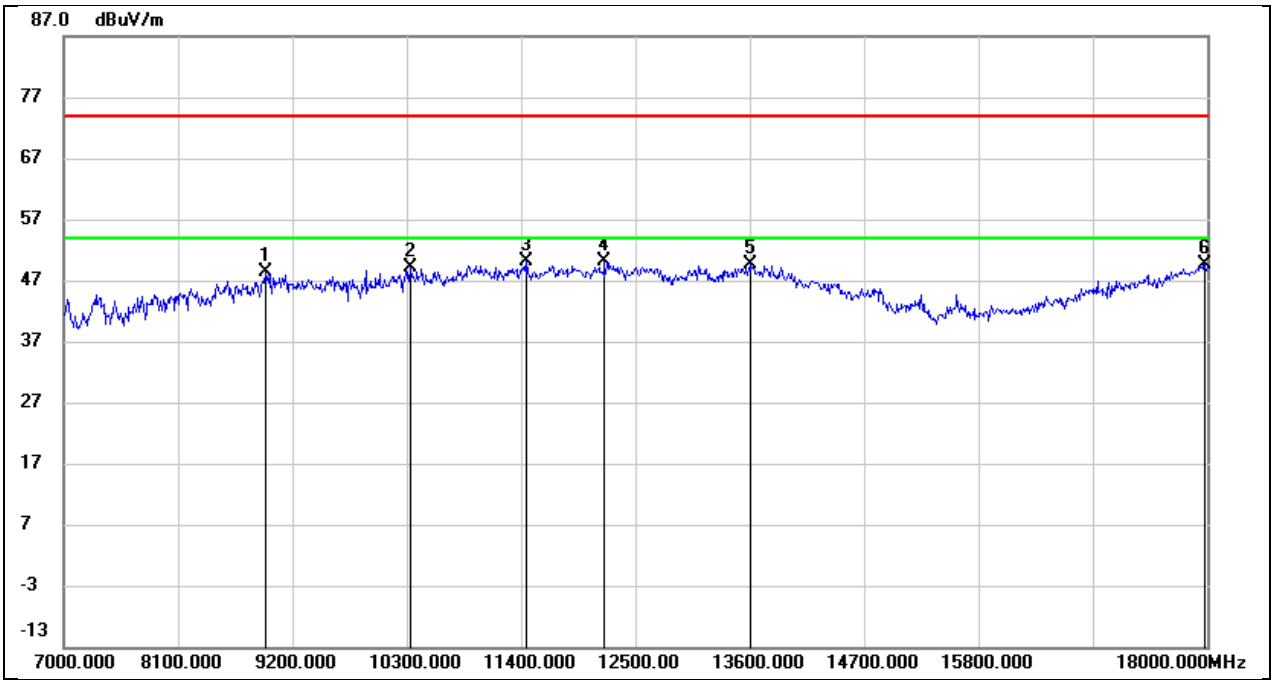

No.	Frequency (MHz)	Reading (dBuV)	Correct (dB/m)	Result (dBuV/m)	Limit (dBuV/m)	Margin (dB)	Remark
1	8947.000	37.32	11.08	48.40	74.00	-25.60	peak
2	10333.000	36.22	12.93	49.15	74.00	-24.85	peak
3	11455.000	33.37	16.74	50.11	74.00	-23.89	peak
4	12203.000	31.46	18.59	50.05	74.00	-23.95	peak
5	13600.000	28.26	21.42	49.68	74.00	-24.32	peak
6	17978.000	22.71	26.88	49.59	74.00	-24.41	peak

This report shall not be reproduced except in full, without the written approval of UL Verification Services (Guangzhou) Co., Ltd, Song Shan Lake Branch.

Test Mode:	802.11a 20	Frequency(MHz):	5240
Polarity:	Vertical	Test Voltage:	DC 7.2 V

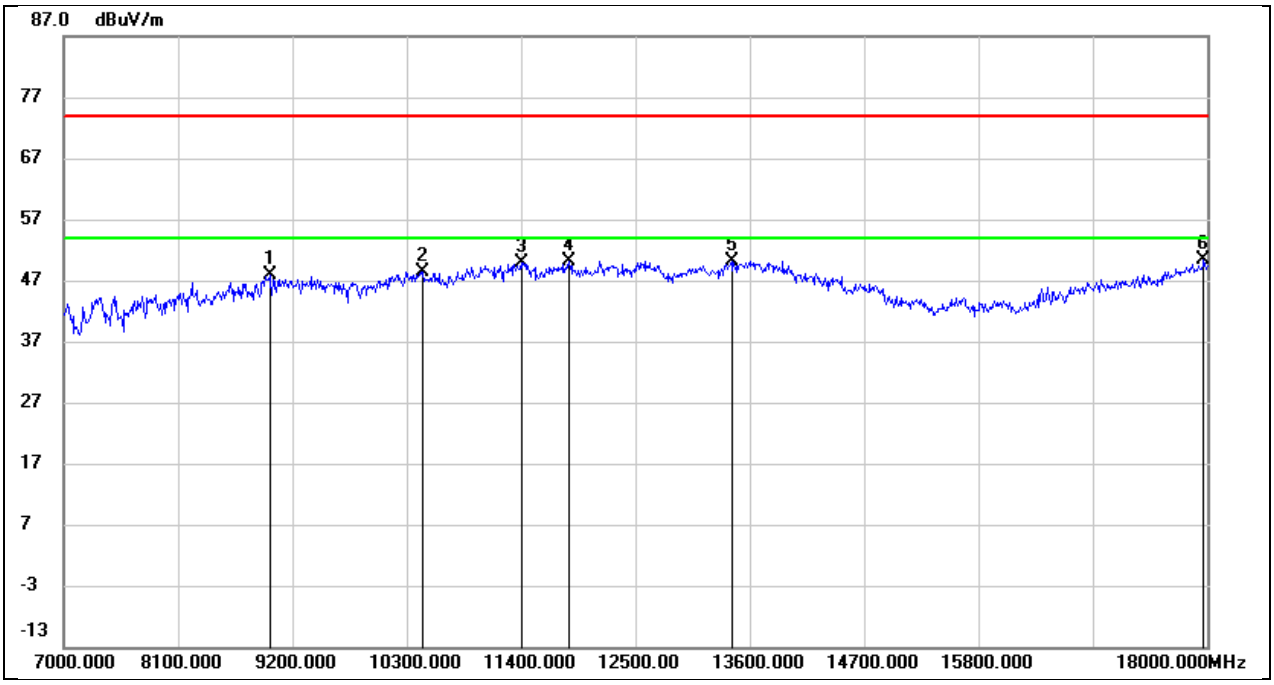

No.	Frequency (MHz)	Reading (dBuV)	Correct (dB/m)	Result (dBuV/m)	Limit (dBuV/m)	Margin (dB)	Remark
1	8980.000	36.35	11.57	47.92	74.00	-26.08	peak
2	10454.000	35.07	13.38	48.45	74.00	-25.55	peak
3	11400.000	33.41	16.57	49.98	74.00	-24.02	peak
4	11862.000	32.20	17.88	50.08	74.00	-23.92	peak
5	13424.000	28.97	21.19	50.16	74.00	-23.84	peak
6	17967.000	23.44	26.83	50.27	74.00	-23.73	peak

This report shall not be reproduced except in full, without the written approval of UL Verification Services (Guangzhou) Co., Ltd, Song Shan Lake Branch.

Test Mode:	802.11a 20	Frequency(MHz):	5745
Polarity:	Horizontal	Test Voltage:	DC 7.2 V

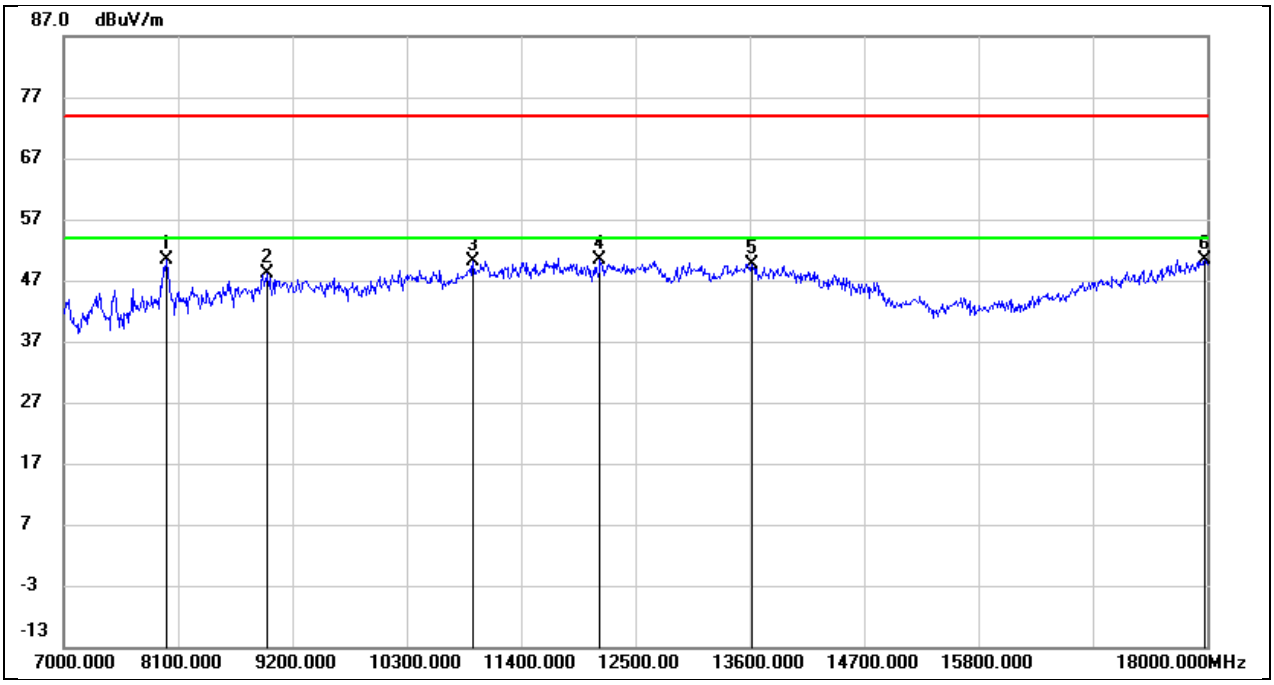

No.	Frequency (MHz)	Reading (dBuV)	Correct (dB/m)	Result (dBuV/m)	Limit (dBuV/m)	Margin (dB)	Remark
1	7990.000	43.61	6.87	50.48	74.00	-23.52	peak
2	8958.000	36.77	11.24	48.01	74.00	-25.99	peak
3	10938.000	35.59	14.57	50.16	74.00	-23.84	peak
4	12159.000	31.81	18.58	50.39	74.00	-23.61	peak
5	13622.000	28.16	21.53	49.69	74.00	-24.31	peak
6	17978.000	23.61	26.88	50.49	74.00	-23.51	peak

This report shall not be reproduced except in full, without the written approval of UL Verification Services (Guangzhou) Co., Ltd, Song Shan Lake Branch.

Test Mode:	802.11a 20	Frequency(MHz):	5745
Polarity:	Vertical	Test Voltage:	DC 7.2 V

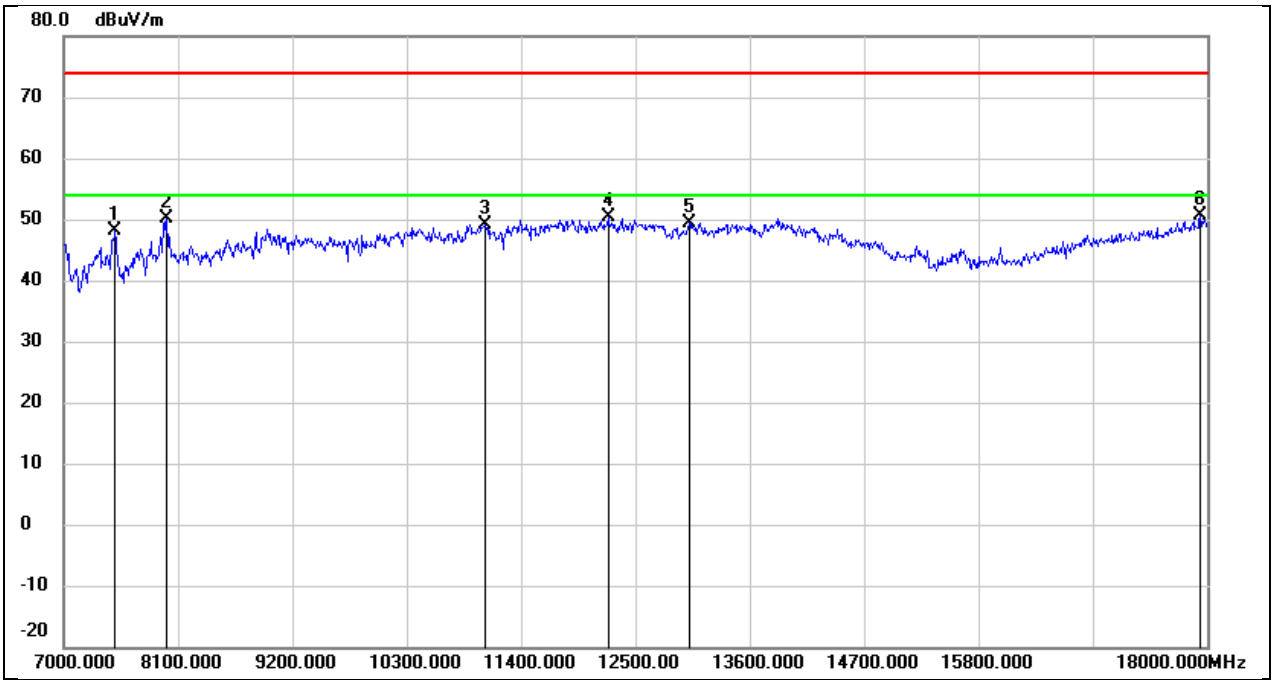

No.	Frequency (MHz)	Reading (dBuV)	Correct (dB/m)	Result (dBuV/m)	Limit (dBuV/m)	Margin (dB)	Remark
1	7495.000	40.63	7.61	48.24	74.00	-25.76	peak
2	7990.000	43.31	6.87	50.18	74.00	-23.82	peak
3	11048.000	34.18	14.99	49.17	74.00	-24.83	peak
4	12236.000	31.65	18.66	50.31	74.00	-23.69	peak
5	13017.000	30.24	19.18	49.42	74.00	-24.58	peak
6	17934.000	23.88	26.69	50.57	74.00	-23.43	peak

This report shall not be reproduced except in full, without the written approval of UL Verification Services (Guangzhou) Co., Ltd, Song Shan Lake Branch.

Test Mode:	802.11a 20	Frequency(MHz):	5785
Polarity:	Horizontal	Test Voltage:	DC 7.2 V

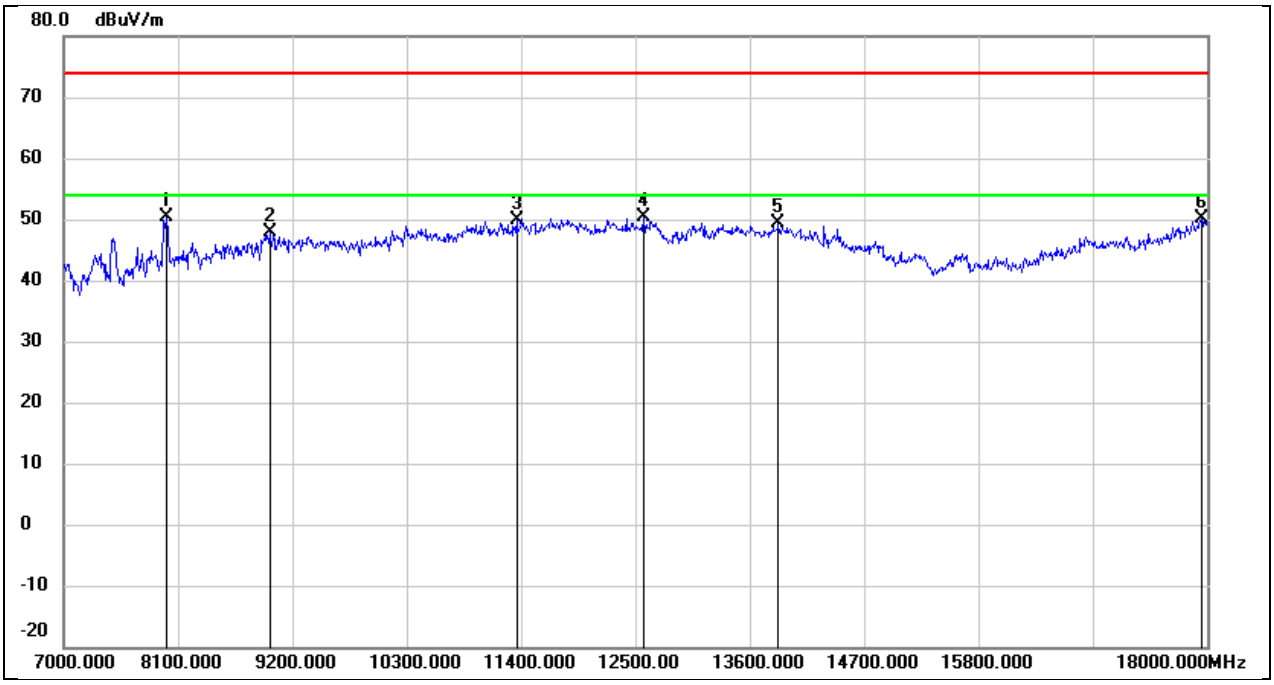

No.	Frequency (MHz)	Reading (dBuV)	Correct (dB/m)	Result (dBuV/m)	Limit (dBuV/m)	Margin (dB)	Remark
1	7990.000	43.57	6.87	50.44	74.00	-23.56	peak
2	8980.000	36.32	11.57	47.89	74.00	-26.11	peak
3	11356.000	33.55	16.30	49.85	74.00	-24.15	peak
4	12577.000	32.00	18.37	50.37	74.00	-23.63	peak
5	13875.000	26.84	22.46	49.30	74.00	-24.70	peak
6	17945.000	23.40	26.74	50.14	74.00	-23.86	peak

This report shall not be reproduced except in full, without the written approval of UL Verification Services (Guangzhou) Co., Ltd, Song Shan Lake Branch.

Test Mode:	802.11a 20	Frequency(MHz):	5785
Polarity:	Vertical	Test Voltage:	DC 7.2 V

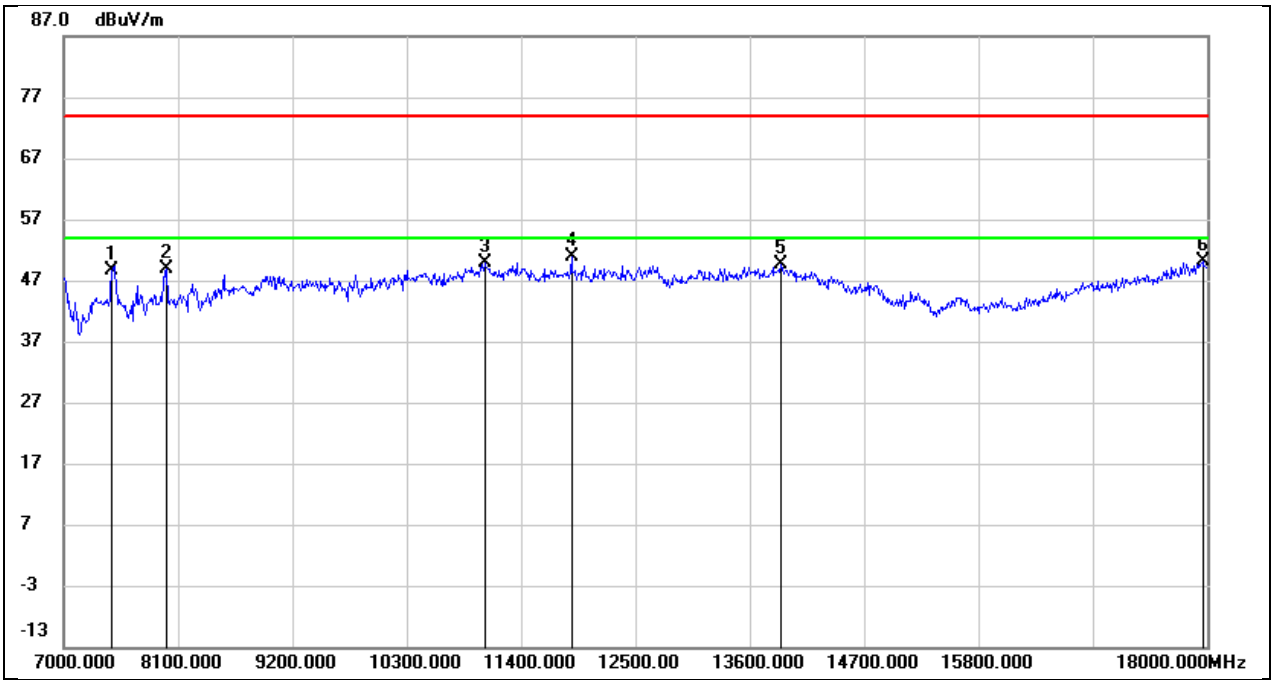

No.	Frequency (MHz)	Reading (dBuV)	Correct (dB/m)	Result (dBuV/m)	Limit (dBuV/m)	Margin (dB)	Remark
1	7462.000	40.74	7.90	48.64	74.00	-25.36	peak
2	7990.000	41.91	6.87	48.78	74.00	-25.22	peak
3	11048.000	34.79	14.99	49.78	74.00	-24.22	peak
4	11884.000	32.77	18.00	50.77	74.00	-23.23	peak
5	13897.000	27.07	22.47	49.54	74.00	-24.46	peak
6	17956.000	23.24	26.78	50.02	74.00	-23.98	peak

This report shall not be reproduced except in full, without the written approval of UL Verification Services (Guangzhou) Co., Ltd, Song Shan Lake Branch.

Test Mode:	802.11a 20	Frequency(MHz):	5825
Polarity:	Horizontal	Test Voltage:	DC 7.2 V

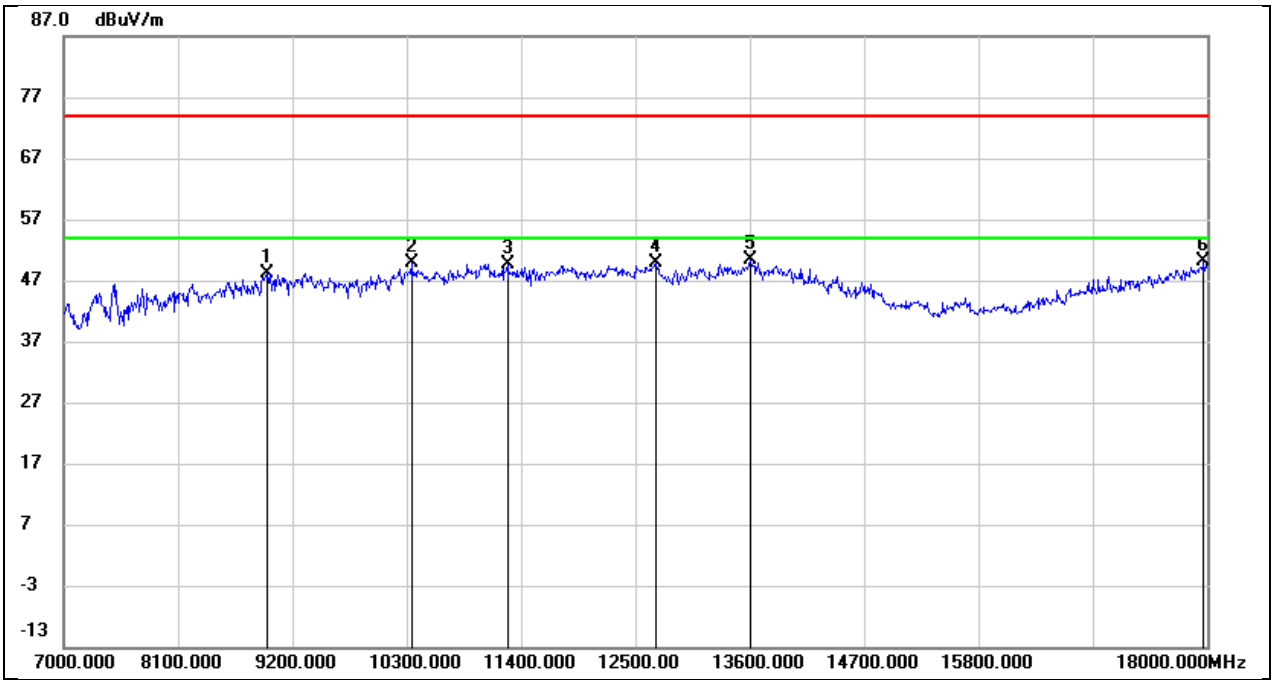

No.	Frequency (MHz)	Reading (dBuV)	Correct (dB/m)	Result (dBuV/m)	Limit (dBuV/m)	Margin (dB)	Remark
1	8958.000	36.87	11.24	48.11	74.00	-25.89	peak
2	10344.000	36.88	12.98	49.86	74.00	-24.14	peak
3	11268.000	33.92	15.76	49.68	74.00	-24.32	peak
4	12698.000	31.43	18.56	49.99	74.00	-24.01	peak
5	13600.000	28.93	21.42	50.35	74.00	-23.65	peak
6	17967.000	23.25	26.83	50.08	74.00	-23.92	peak

This report shall not be reproduced except in full, without the written approval of UL Verification Services (Guangzhou) Co., Ltd, Song Shan Lake Branch.

Test Mode:	802.11a 20	Frequency(MHz):	5825
Polarity:	Vertical	Test Voltage:	DC 7.2 V

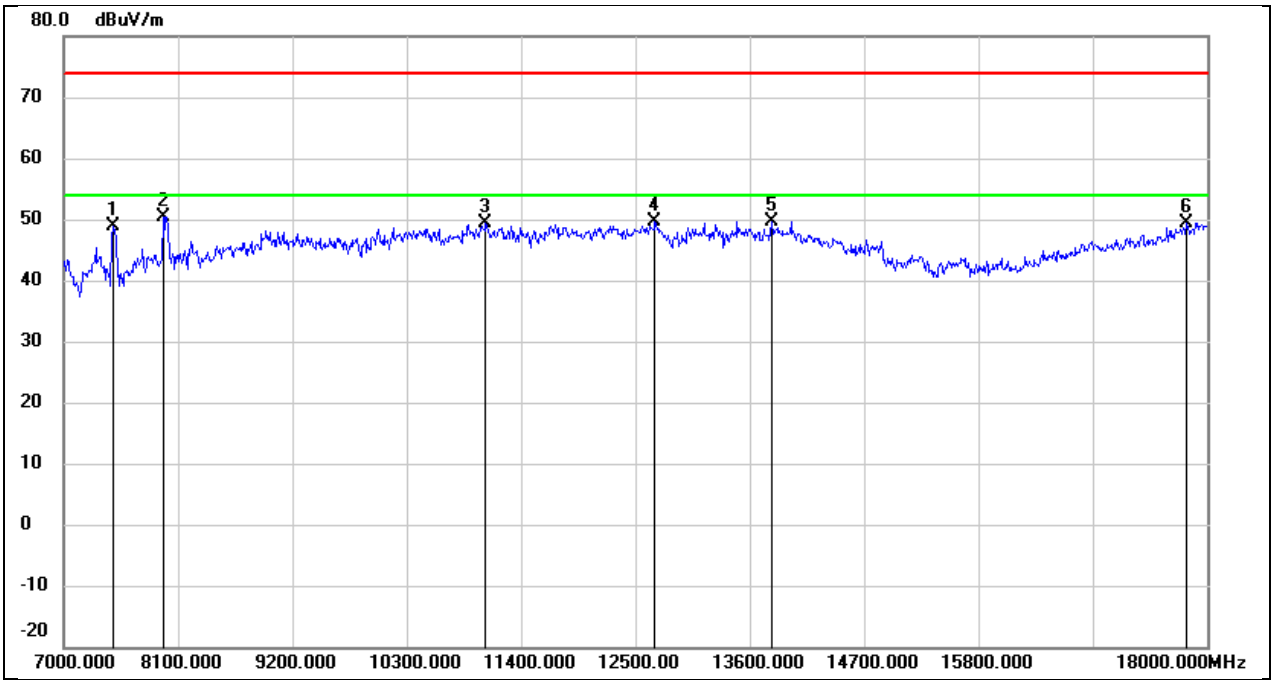

No.	Frequency (MHz)	Reading (dBuV)	Correct (dB/m)	Result (dBuV/m)	Limit (dBuV/m)	Margin (dB)	Remark
1	7473.000	41.17	7.81	48.98	74.00	-25.02	peak
2	7957.000	43.54	6.86	50.40	74.00	-23.60	peak
3	11059.000	34.28	15.02	49.30	74.00	-24.70	peak
4	12687.000	31.09	18.53	49.62	74.00	-24.38	peak
5	13809.000	27.21	22.43	49.64	74.00	-24.36	peak
6	17802.000	23.27	26.13	49.40	74.00	-24.60	peak

This report shall not be reproduced except in full, without the written approval of UL Verification Services (Guangzhou) Co., Ltd, Song Shan Lake Branch.

Test Mode:	802.11n HT20	Frequency(MHz):	5180
Polarity:	Horizontal	Test Voltage:	DC 7.2 V

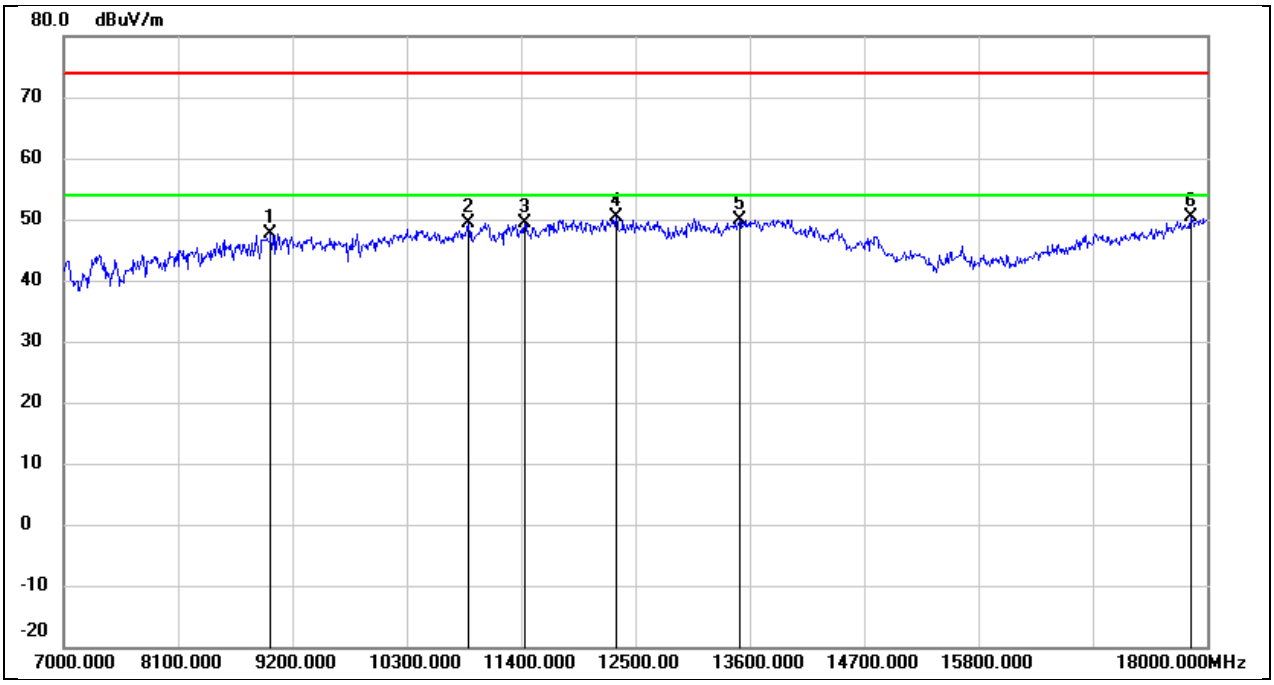

No.	Frequency (MHz)	Reading (dBuV)	Correct (dB/m)	Result (dBuV/m)	Limit (dBuV/m)	Margin (dB)	Remark
1	8991.000	35.89	11.73	47.62	74.00	-26.38	peak
2	10894.000	34.95	14.33	49.28	74.00	-24.72	peak
3	11433.000	32.82	16.68	49.50	74.00	-24.50	peak
4	12313.000	31.60	18.81	50.41	74.00	-23.59	peak
5	13501.000	28.59	21.40	49.99	74.00	-24.01	peak
6	17846.000	24.03	26.32	50.35	74.00	-23.65	peak

This report shall not be reproduced except in full, without the written approval of UL Verification Services (Guangzhou) Co., Ltd, Song Shan Lake Branch.

Test Mode:	802.11n HT20	Frequency(MHz):	5180
Polarity:	Vertical	Test Voltage:	DC 7.2 V

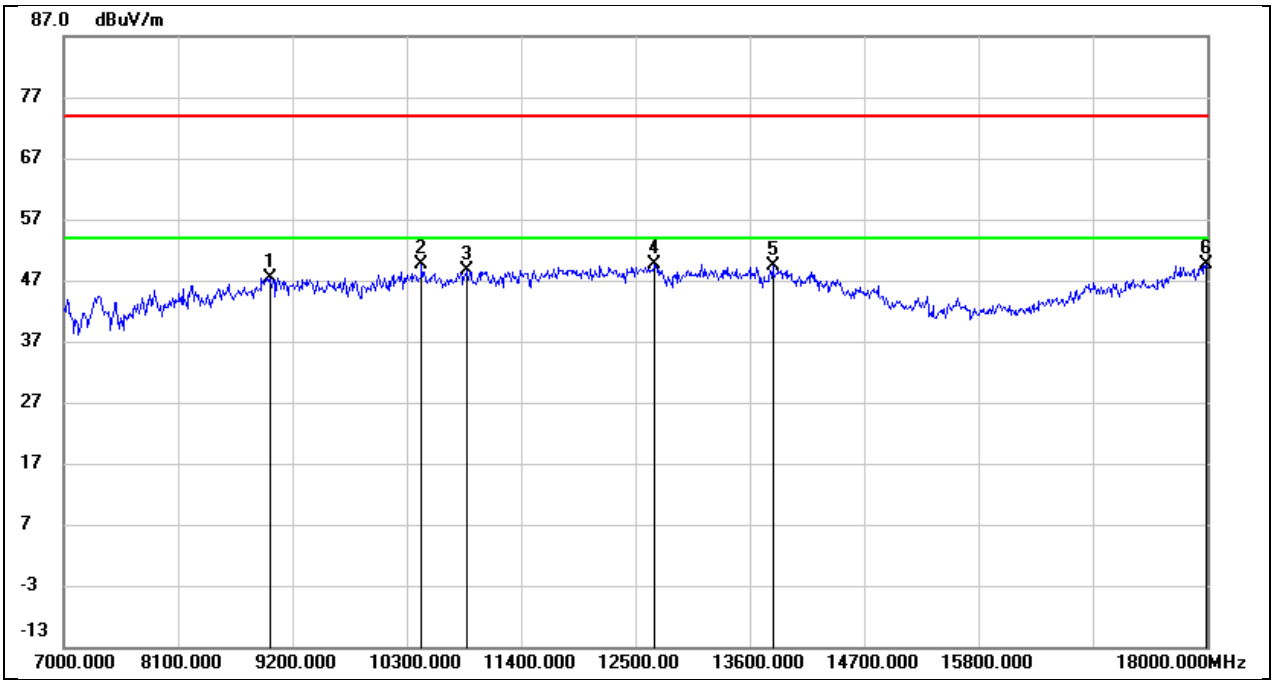

No.	Frequency (MHz)	Reading (dBuV)	Correct (dB/m)	Result (dBuV/m)	Limit (dBuV/m)	Margin (dB)	Remark
1	8980.000	35.89	11.57	47.46	74.00	-26.54	peak
2	10443.000	36.21	13.35	49.56	74.00	-24.44	peak
3	10883.000	34.47	14.28	48.75	74.00	-25.25	peak
4	12687.000	31.14	18.53	49.67	74.00	-24.33	peak
5	13820.000	26.97	22.43	49.40	74.00	-24.60	peak
6	17989.000	22.73	26.92	49.65	74.00	-24.35	peak

This report shall not be reproduced except in full, without the written approval of UL Verification Services (Guangzhou) Co., Ltd, Song Shan Lake Branch.

Test Mode:	802.11n HT20	Frequency(MHz):	5200
Polarity:	Horizontal	Test Voltage:	DC 7.2 V

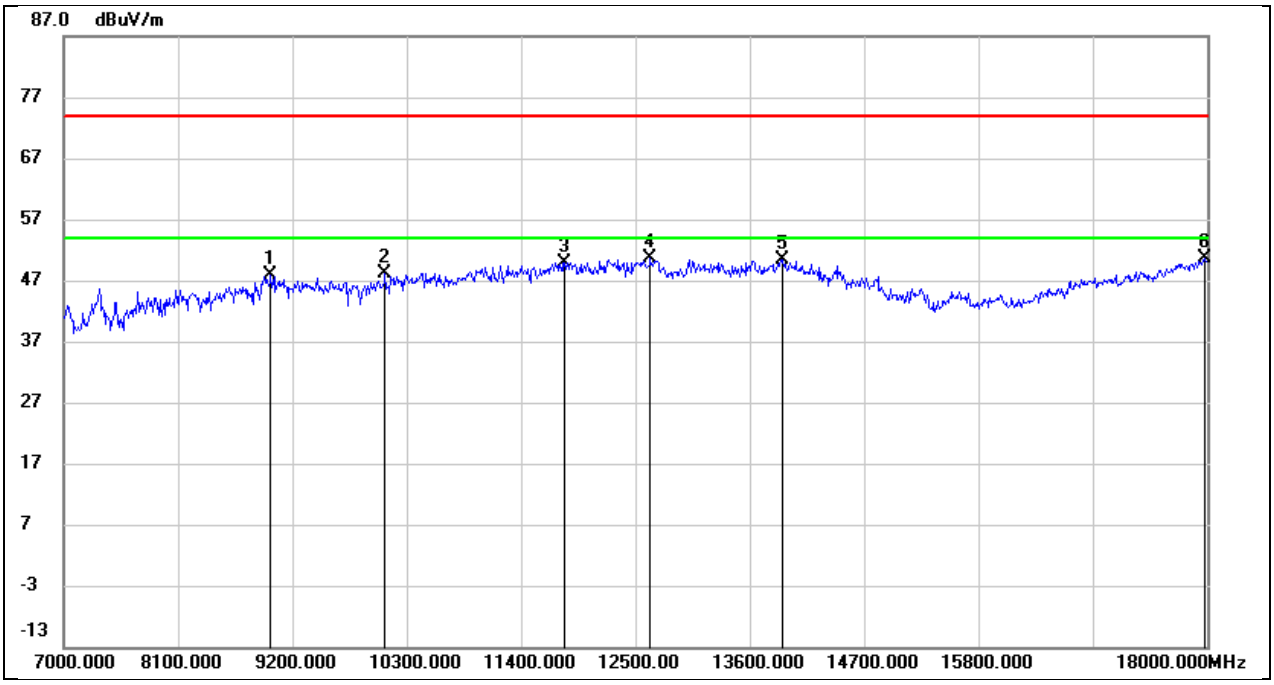

No.	Frequency (MHz)	Reading (dBuV)	Correct (dB/m)	Result (dBuV/m)	Limit (dBuV/m)	Margin (dB)	Remark
1	8991.000	36.26	11.73	47.99	74.00	-26.01	peak
2	10091.000	35.97	12.25	48.22	74.00	-25.78	peak
3	11818.000	32.32	17.65	49.97	74.00	-24.03	peak
4	12643.000	32.19	18.43	50.62	74.00	-23.38	peak
5	13919.000	27.90	22.49	50.39	74.00	-23.61	peak
6	17978.000	23.82	26.88	50.70	74.00	-23.30	peak

This report shall not be reproduced except in full, without the written approval of UL Verification Services (Guangzhou) Co., Ltd, Song Shan Lake Branch.

Test Mode:	802.11n HT20	Frequency(MHz):	5200
Polarity:	Vertical	Test Voltage:	DC 7.2 V

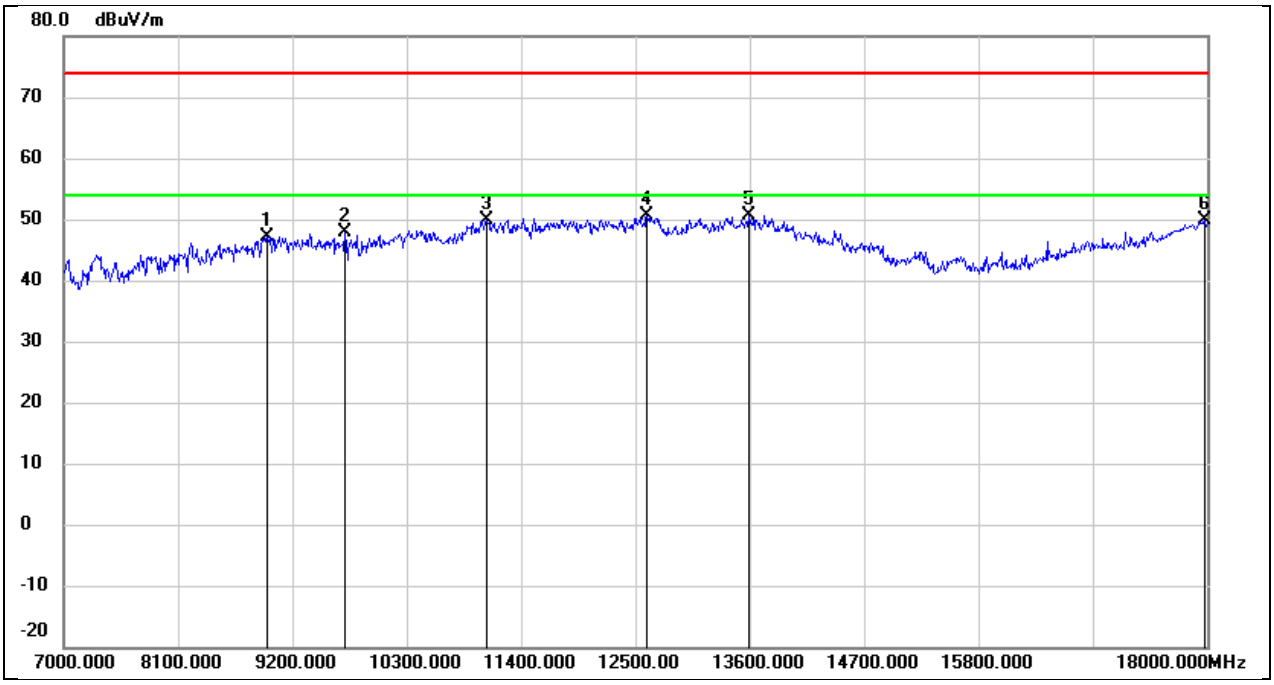

No.	Frequency (MHz)	Reading (dBuV)	Correct (dB/m)	Result (dBuV/m)	Limit (dBuV/m)	Margin (dB)	Remark
1	8958.000	35.99	11.24	47.23	74.00	-26.77	peak
2	9706.000	36.65	11.25	47.90	74.00	-26.10	peak
3	11070.000	34.94	15.04	49.98	74.00	-24.02	peak
4	12610.000	32.25	18.34	50.59	74.00	-23.41	peak
5	13589.000	29.12	21.41	50.53	74.00	-23.47	peak
6	17978.000	23.04	26.88	49.92	74.00	-24.08	peak

This report shall not be reproduced except in full, without the written approval of UL Verification Services (Guangzhou) Co., Ltd, Song Shan Lake Branch.

Test Mode:	802.11n HT20	Frequency(MHz):	5240
Polarity:	Horizontal	Test Voltage:	DC 7.2 V

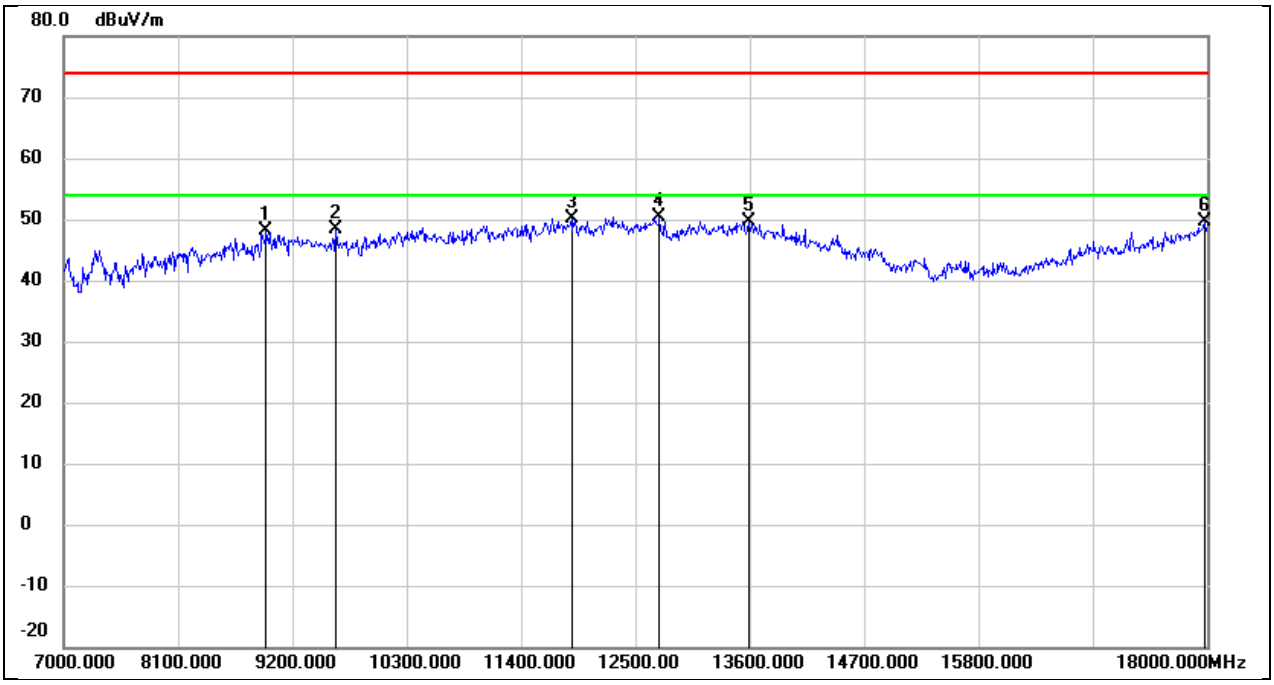

No.	Frequency (MHz)	Reading (dBuV)	Correct (dB/m)	Result (dBuV/m)	Limit (dBuV/m)	Margin (dB)	Remark
1	8947.000	36.94	11.08	48.02	74.00	-25.98	peak
2	9618.000	37.34	11.06	48.40	74.00	-25.60	peak
3	11884.000	32.21	18.00	50.21	74.00	-23.79	peak
4	12731.000	31.65	18.65	50.30	74.00	-23.70	peak
5	13589.000	28.23	21.41	49.64	74.00	-24.36	peak
6	17978.000	22.76	26.88	49.64	74.00	-24.36	peak

This report shall not be reproduced except in full, without the written approval of UL Verification Services (Guangzhou) Co., Ltd, Song Shan Lake Branch.

Test Mode:	802.11n HT20	Frequency(MHz):	5240
Polarity:	Vertical	Test Voltage:	DC 7.2 V

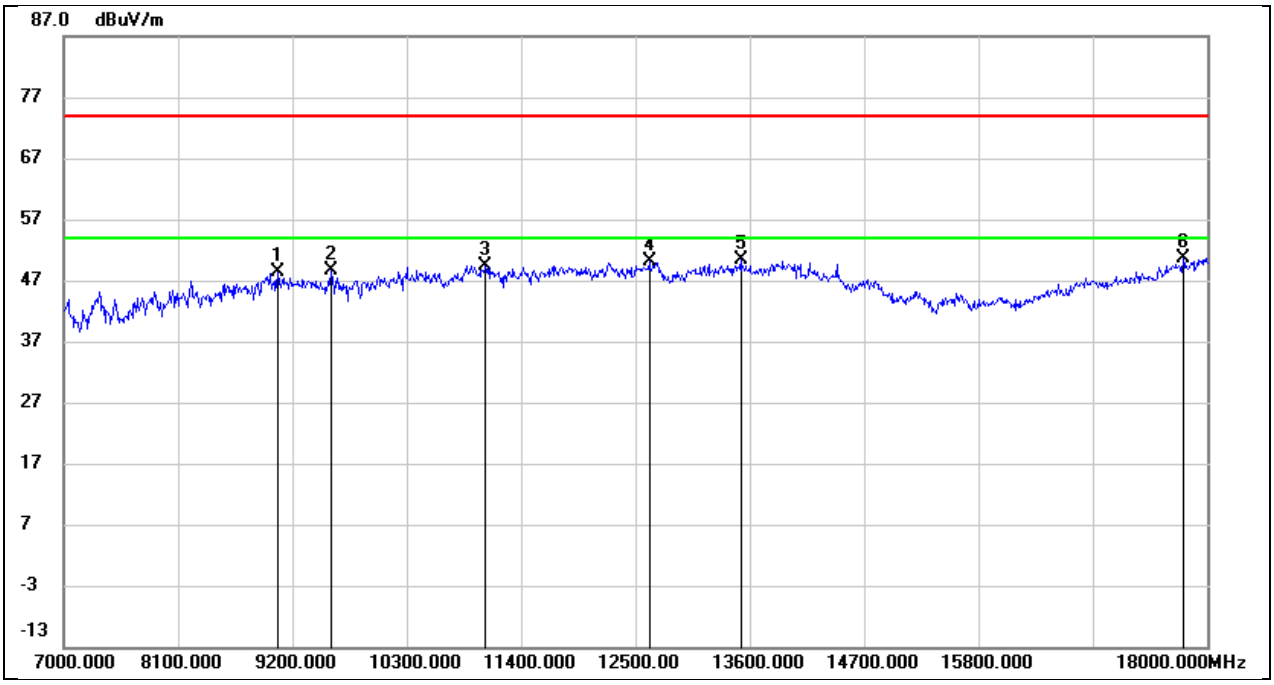

No.	Frequency (MHz)	Reading (dBuV)	Correct (dB/m)	Result (dBuV/m)	Limit (dBuV/m)	Margin (dB)	Remark
1	9057.000	36.93	11.35	48.28	74.00	-25.72	peak
2	9574.000	37.63	10.97	48.60	74.00	-25.40	peak
3	11059.000	34.46	15.02	49.48	74.00	-24.52	peak
4	12632.000	31.67	18.40	50.07	74.00	-23.93	peak
5	13512.000	28.91	21.41	50.32	74.00	-23.68	peak
6	17769.000	24.86	25.76	50.62	74.00	-23.38	peak

This report shall not be reproduced except in full, without the written approval of UL Verification Services (Guangzhou) Co., Ltd, Song Shan Lake Branch.

Test Mode:	802.11n HT20	Frequency(MHz):	5745
Polarity:	Horizontal	Test Voltage:	DC 7.2 V

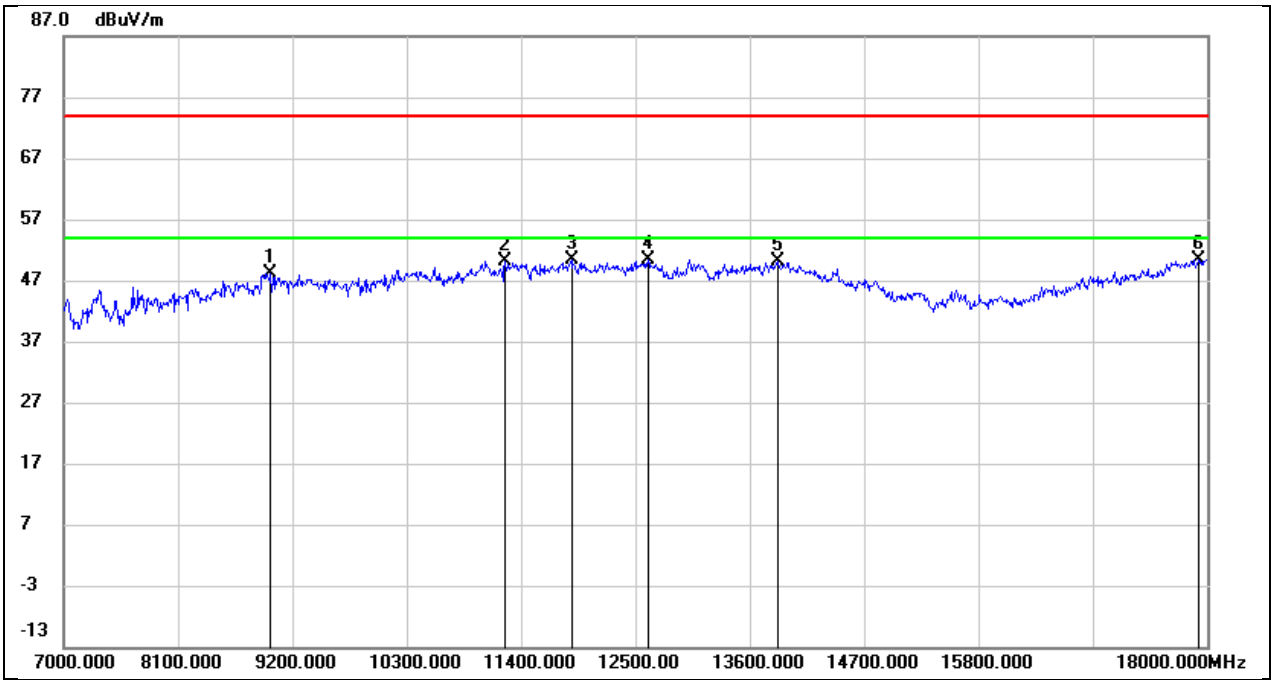

No.	Frequency (MHz)	Reading (dBuV)	Correct (dB/m)	Result (dBuV/m)	Limit (dBuV/m)	Margin (dB)	Remark
1	8991.000	36.44	11.73	48.17	74.00	-25.83	peak
2	11246.000	34.63	15.62	50.25	74.00	-23.75	peak
3	11884.000	32.40	18.00	50.40	74.00	-23.60	peak
4	12621.000	31.97	18.38	50.35	74.00	-23.65	peak
5	13864.000	27.72	22.45	50.17	74.00	-23.83	peak
6	17923.000	23.85	26.64	50.49	74.00	-23.51	peak

This report shall not be reproduced except in full, without the written approval of UL Verification Services (Guangzhou) Co., Ltd, Song Shan Lake Branch.

Test Mode:	802.11n HT20	Frequency(MHz):	5745
Polarity:	Vertical	Test Voltage:	DC 7.2 V

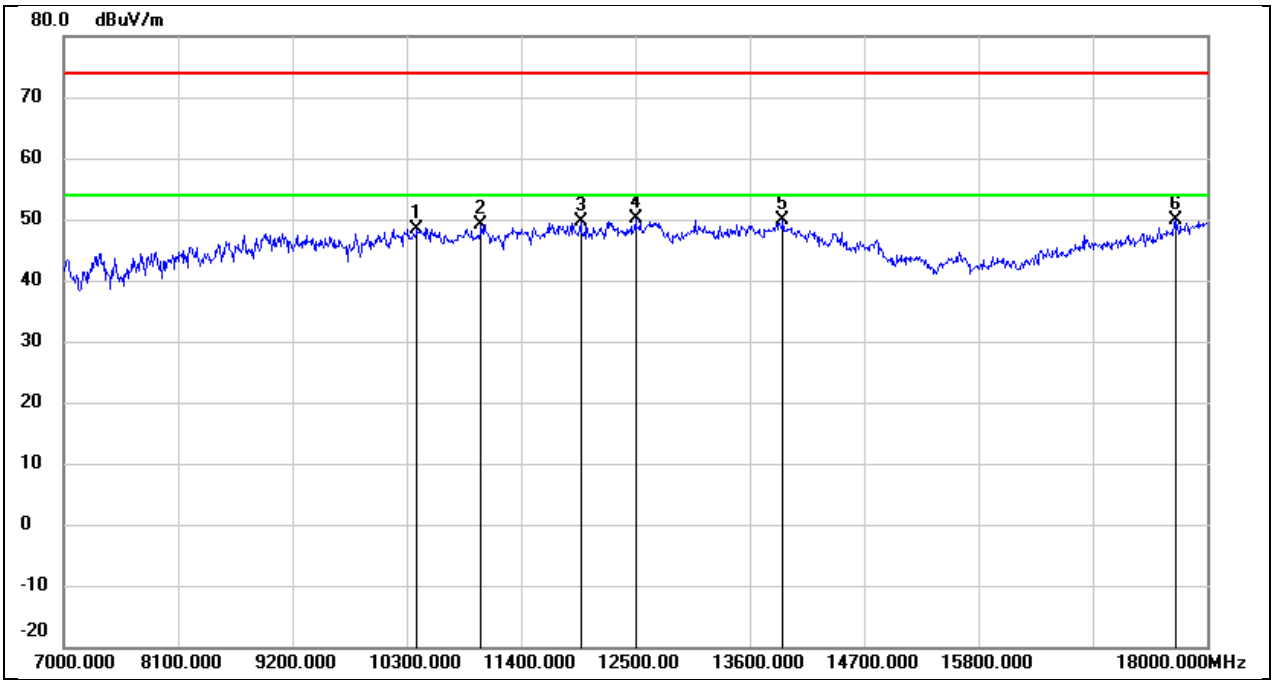

No.	Frequency (MHz)	Reading (dBuV)	Correct (dB/m)	Result (dBuV/m)	Limit (dBuV/m)	Margin (dB)	Remark
1	10399.000	35.24	13.23	48.47	74.00	-25.53	peak
2	11015.000	34.21	14.93	49.14	74.00	-24.86	peak
3	11972.000	31.14	18.45	49.59	74.00	-24.41	peak
4	12500.000	31.65	18.56	50.21	74.00	-23.79	peak
5	13919.000	27.47	22.49	49.96	74.00	-24.04	peak
6	17692.000	25.10	24.88	49.98	74.00	-24.02	peak

This report shall not be reproduced except in full, without the written approval of UL Verification Services (Guangzhou) Co., Ltd, Song Shan Lake Branch.

Test Mode:	802.11n HT20	Frequency(MHz):	5785
Polarity:	Horizontal	Test Voltage:	DC 7.2 V

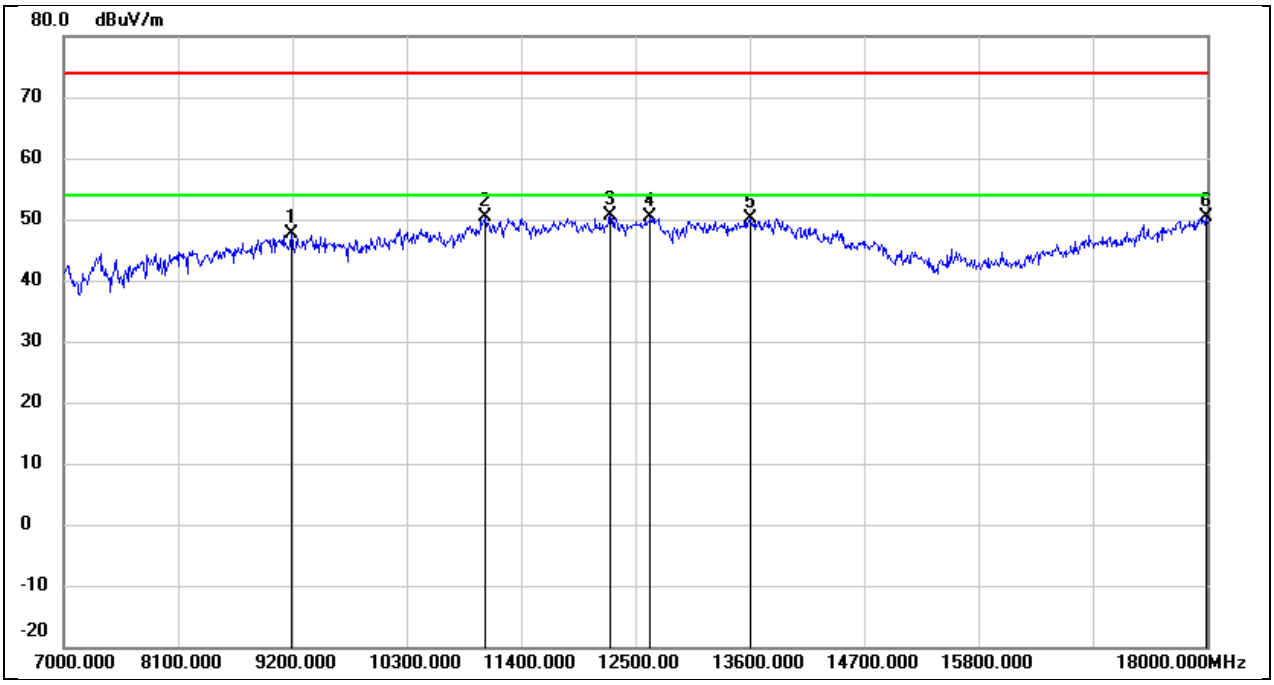

No.	Frequency (MHz)	Reading (dBuV)	Correct (dB/m)	Result (dBuV/m)	Limit (dBuV/m)	Margin (dB)	Remark
1	9189.000	37.39	10.13	47.52	74.00	-26.48	peak
2	11059.000	35.37	15.02	50.39	74.00	-23.61	peak
3	12258.000	31.98	18.70	50.68	74.00	-23.32	peak
4	12643.000	32.02	18.43	50.45	74.00	-23.55	peak
5	13600.000	28.65	21.42	50.07	74.00	-23.93	peak
6	17989.000	23.36	26.92	50.28	74.00	-23.72	peak

This report shall not be reproduced except in full, without the written approval of UL Verification Services (Guangzhou) Co., Ltd, Song Shan Lake Branch.

Test Mode:	802.11n HT20	Frequency(MHz):	5785
Polarity:	Vertical	Test Voltage:	DC 7.2 V

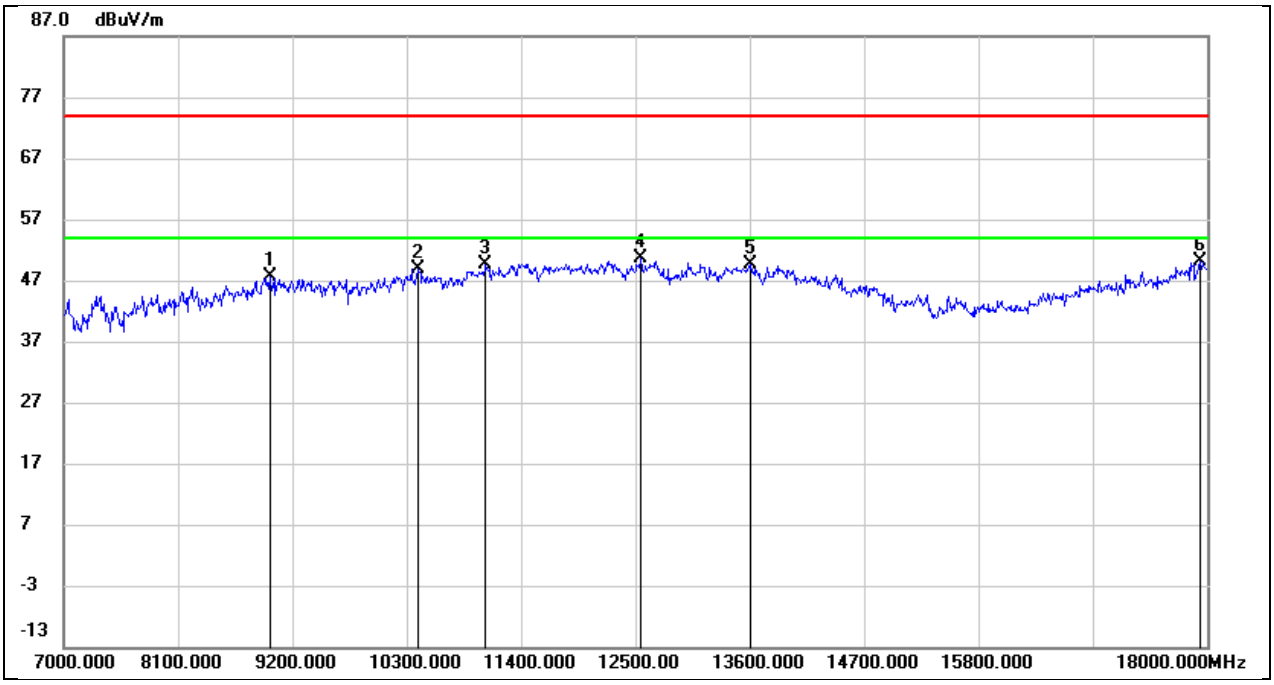

No.	Frequency (MHz)	Reading (dBuV)	Correct (dB/m)	Result (dBuV/m)	Limit (dBuV/m)	Margin (dB)	Remark
1	8980.000	36.10	11.57	47.67	74.00	-26.33	peak
2	10410.000	35.73	13.25	48.98	74.00	-25.02	peak
3	11059.000	34.69	15.02	49.71	74.00	-24.29	peak
4	12555.000	32.12	18.43	50.55	74.00	-23.45	peak
5	13611.000	28.22	21.48	49.70	74.00	-24.30	peak
6	17934.000	23.39	26.69	50.08	74.00	-23.92	peak

This report shall not be reproduced except in full, without the written approval of UL Verification Services (Guangzhou) Co., Ltd, Song Shan Lake Branch.

Test Mode:	802.11n HT20	Frequency(MHz):	5825
Polarity:	Horizontal	Test Voltage:	DC 7.2 V

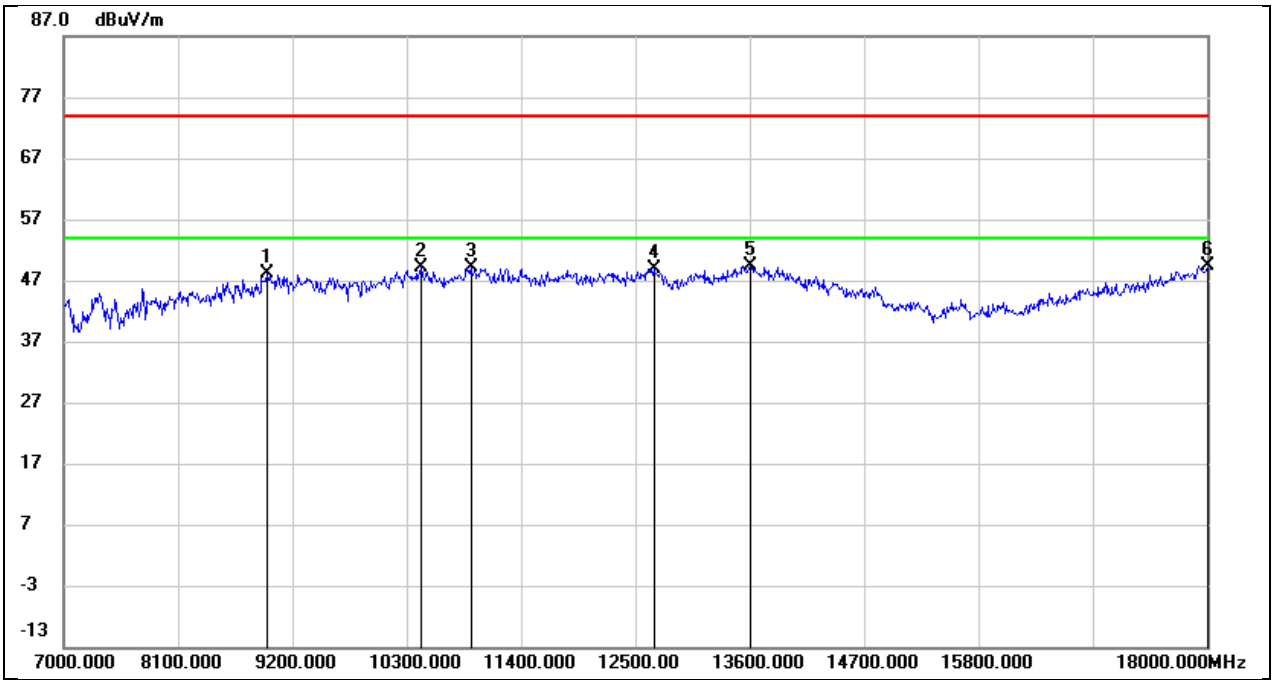

No.	Frequency (MHz)	Reading (dBuV)	Correct (dB/m)	Result (dBuV/m)	Limit (dBuV/m)	Margin (dB)	Remark
1	8958.000	36.94	11.24	48.18	74.00	-25.82	peak
2	10443.000	35.67	13.35	49.02	74.00	-24.98	peak
3	10916.000	34.62	14.45	49.07	74.00	-24.93	peak
4	12676.000	30.38	18.50	48.88	74.00	-25.12	peak
5	13600.000	27.97	21.42	49.39	74.00	-24.61	peak
6	18000.000	22.47	26.97	49.44	74.00	-24.56	peak

This report shall not be reproduced except in full, without the written approval of UL Verification Services (Guangzhou) Co., Ltd, Song Shan Lake Branch.

Test Mode:	802.11n HT20	Frequency(MHz):	5825
Polarity:	Vertical	Test Voltage:	DC 7.2 V

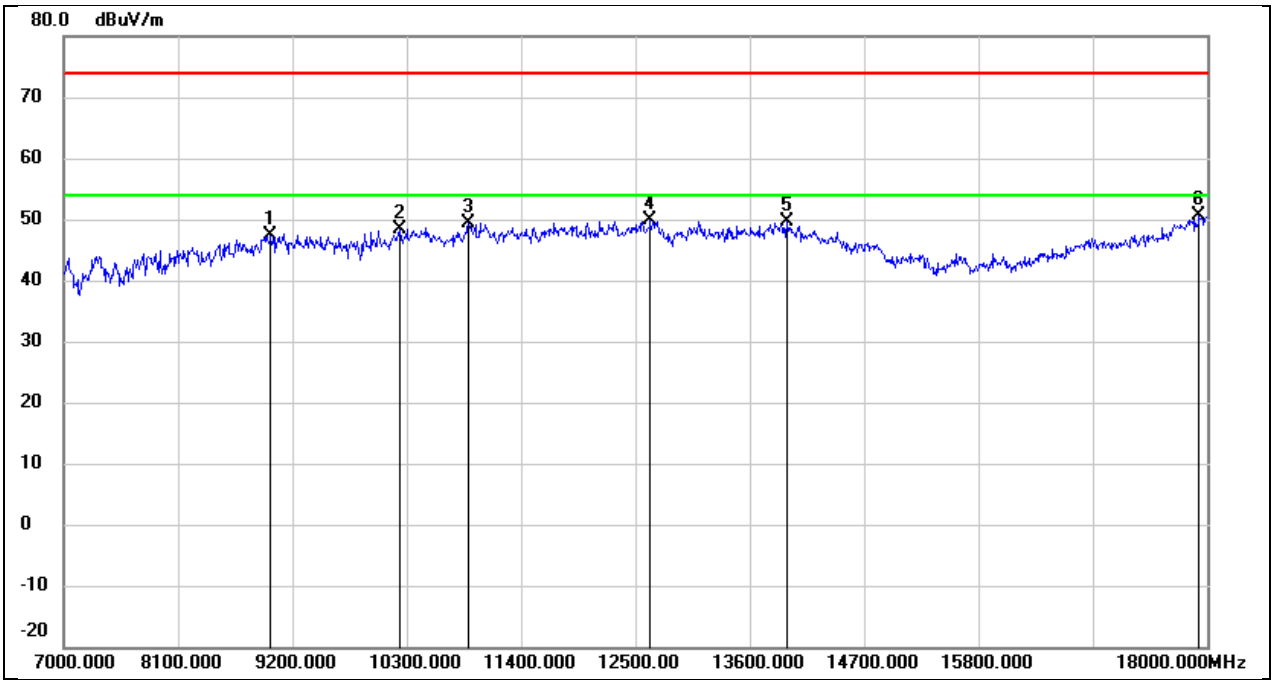

No.	Frequency (MHz)	Reading (dBuV)	Correct (dB/m)	Result (dBuV/m)	Limit (dBuV/m)	Margin (dB)	Remark
1	8991.000	35.76	11.73	47.49	74.00	-26.51	peak
2	10234.000	35.81	12.49	48.30	74.00	-25.70	peak
3	10894.000	35.00	14.33	49.33	74.00	-24.67	peak
4	12643.000	31.48	18.43	49.91	74.00	-24.09	peak
5	13952.000	27.20	22.51	49.71	74.00	-24.29	peak
6	17923.000	23.97	26.64	50.61	74.00	-23.39	peak

This report shall not be reproduced except in full, without the written approval of UL Verification Services (Guangzhou) Co., Ltd, Song Shan Lake Branch.

Test Mode:	802.11n HT40	Frequency(MHz):	5190
Polarity:	Horizontal	Test Voltage:	DC 7.2 V

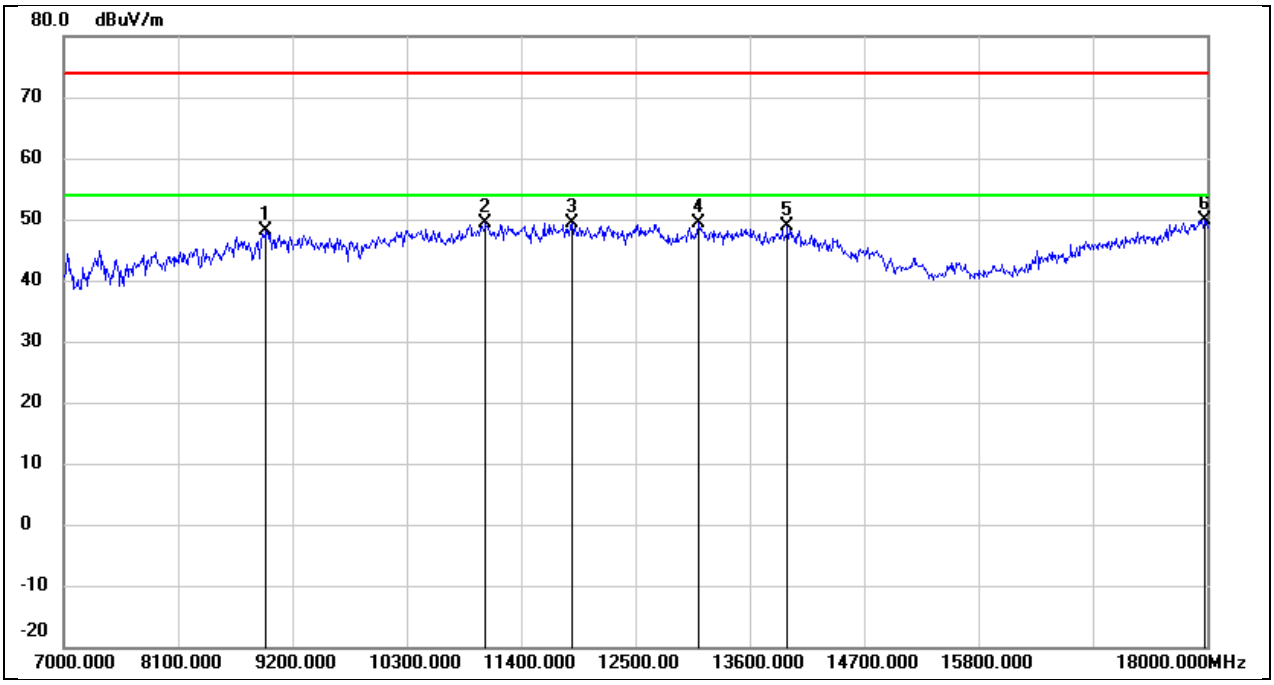

No.	Frequency (MHz)	Reading (dBuV)	Correct (dB/m)	Result (dBuV/m)	Limit (dBuV/m)	Margin (dB)	Remark
1	8947.000	37.10	11.08	48.18	74.00	-25.82	peak
2	11059.000	34.35	15.02	49.37	74.00	-24.63	peak
3	11895.000	31.34	18.05	49.39	74.00	-24.61	peak
4	13105.000	29.76	19.58	49.34	74.00	-24.66	peak
5	13963.000	26.26	22.51	48.77	74.00	-25.23	peak
6	17978.000	22.95	26.88	49.83	74.00	-24.17	peak

This report shall not be reproduced except in full, without the written approval of UL Verification Services (Guangzhou) Co., Ltd, Song Shan Lake Branch.

Test Mode:	802.11n HT40	Frequency(MHz):	5190
Polarity:	Vertical	Test Voltage:	DC 7.2 V

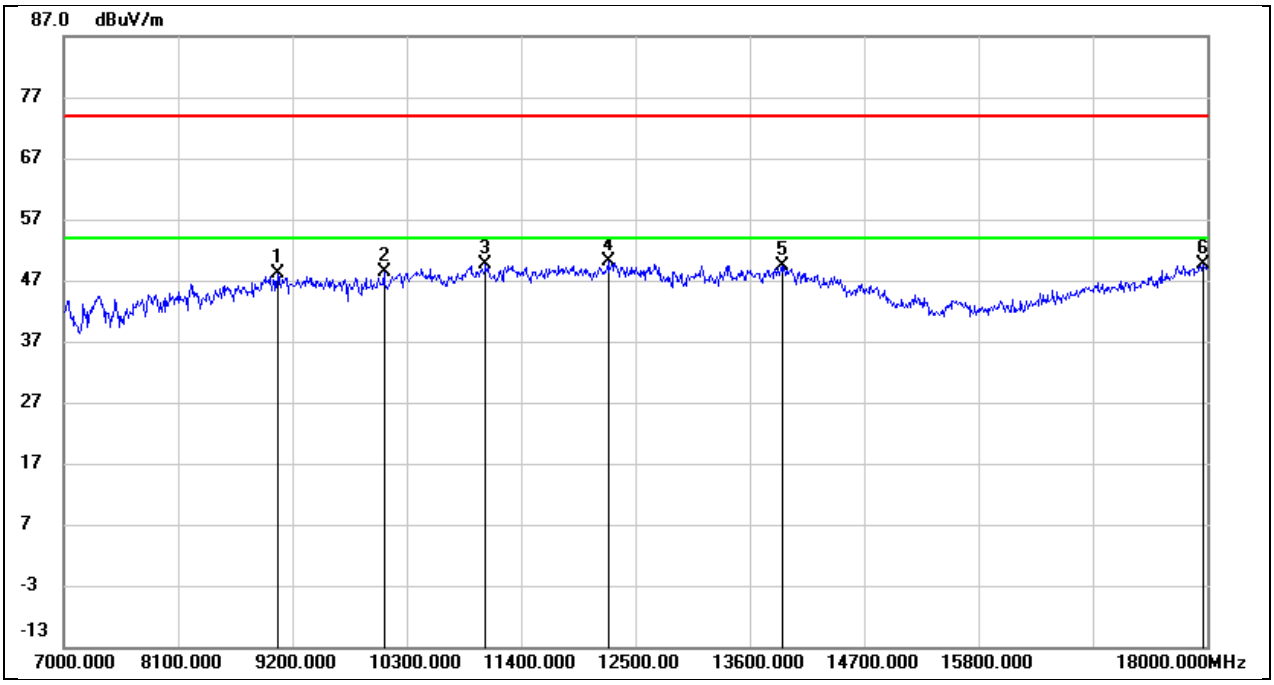

No.	Frequency (MHz)	Reading (dBuV)	Correct (dB/m)	Result (dBuV/m)	Limit (dBuV/m)	Margin (dB)	Remark
1	9057.000	36.73	11.35	48.08	74.00	-25.92	peak
2	10080.000	36.17	12.23	48.40	74.00	-25.60	peak
3	11059.000	34.62	15.02	49.64	74.00	-24.36	peak
4	12236.000	31.44	18.66	50.10	74.00	-23.90	peak
5	13908.000	26.99	22.49	49.48	74.00	-24.52	peak
6	17956.000	22.86	26.78	49.64	74.00	-24.36	peak

This report shall not be reproduced except in full, without the written approval of UL Verification Services (Guangzhou) Co., Ltd, Song Shan Lake Branch.

Test Mode:	802.11n HT40	Frequency(MHz):	5230
Polarity:	Horizontal	Test Voltage:	DC 7.2 V

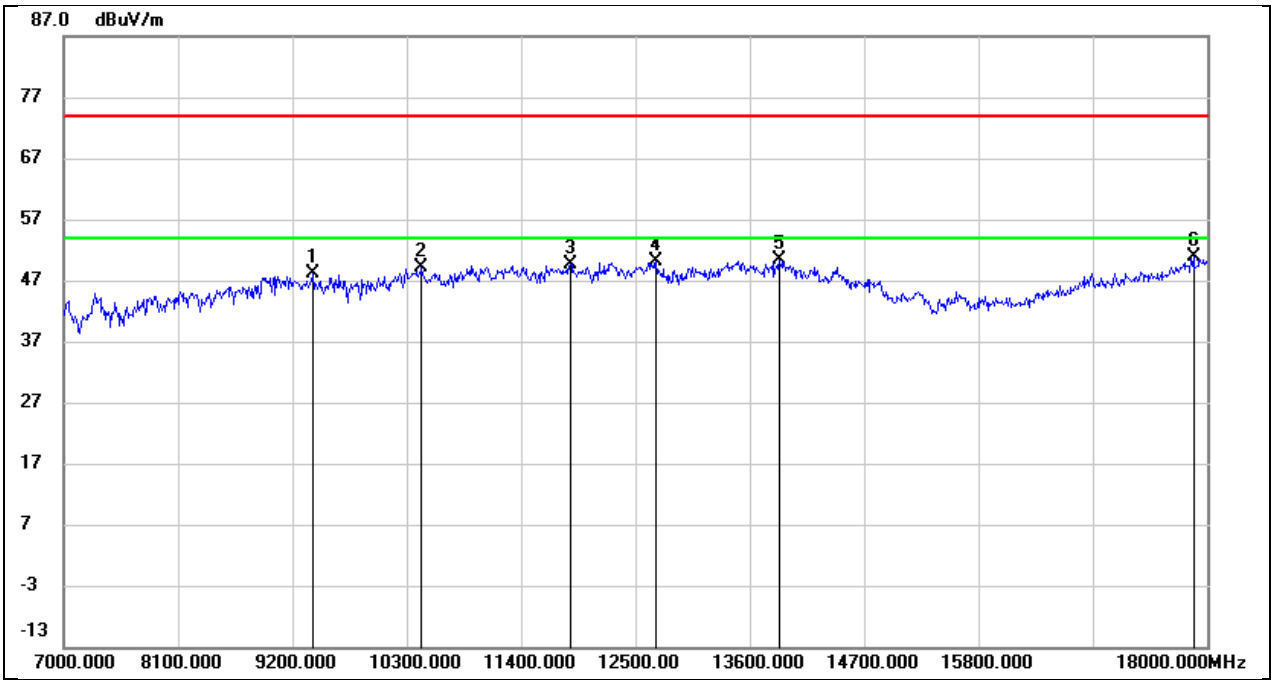

No.	Frequency (MHz)	Reading (dBuV)	Correct (dB/m)	Result (dBuV/m)	Limit (dBuV/m)	Margin (dB)	Remark
1	9398.000	37.36	10.67	48.03	74.00	-25.97	peak
2	10443.000	35.67	13.35	49.02	74.00	-24.98	peak
3	11873.000	31.68	17.94	49.62	74.00	-24.38	peak
4	12698.000	31.46	18.56	50.02	74.00	-23.98	peak
5	13886.000	27.99	22.48	50.47	74.00	-23.53	peak
6	17868.000	24.46	26.41	50.87	74.00	-23.13	peak

This report shall not be reproduced except in full, without the written approval of UL Verification Services (Guangzhou) Co., Ltd, Song Shan Lake Branch.

Test Mode:	802.11n HT40	Frequency(MHz):	5230
Polarity:	Vertical	Test Voltage:	DC 7.2 V

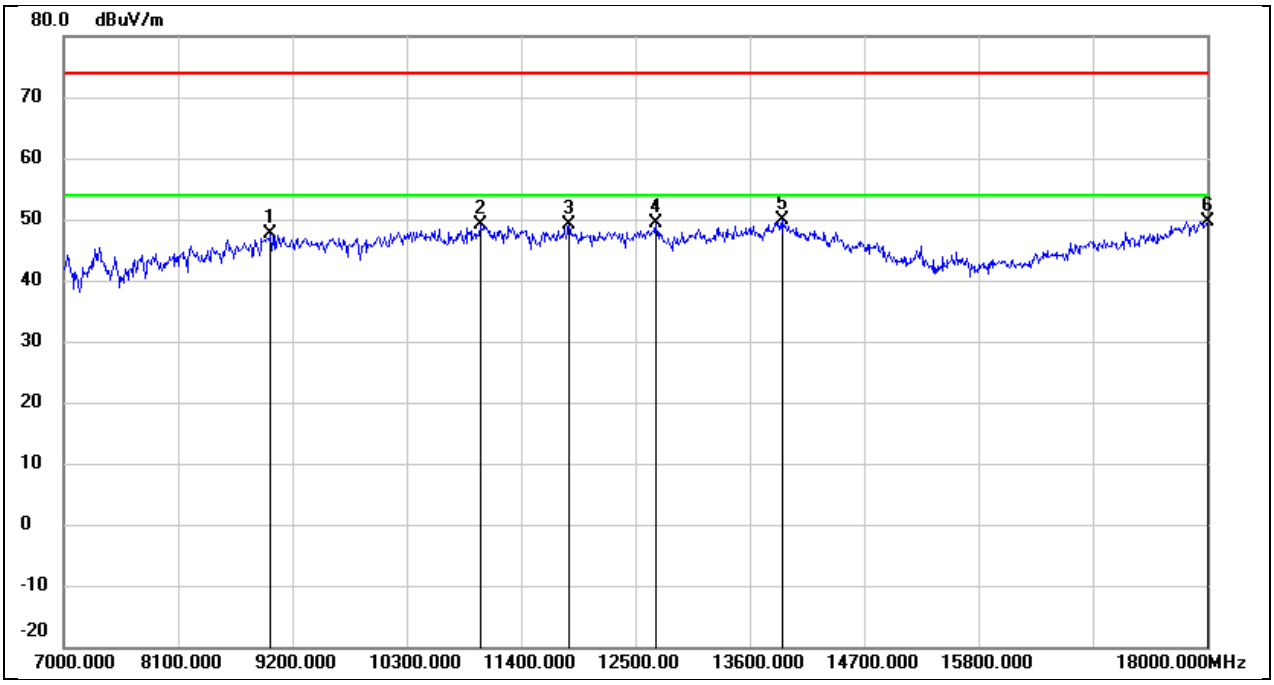

No.	Frequency (MHz)	Reading (dBuV)	Correct (dB/m)	Result (dBuV/m)	Limit (dBuV/m)	Margin (dB)	Remark
1	8991.000	35.80	11.73	47.53	74.00	-26.47	peak
2	11004.000	34.31	14.90	49.21	74.00	-24.79	peak
3	11862.000	31.34	17.88	49.22	74.00	-24.78	peak
4	12698.000	30.71	18.56	49.27	74.00	-24.73	peak
5	13919.000	27.34	22.49	49.83	74.00	-24.17	peak
6	18000.000	22.60	26.97	49.57	74.00	-24.43	peak

This report shall not be reproduced except in full, without the written approval of UL Verification Services (Guangzhou) Co., Ltd, Song Shan Lake Branch.

Test Mode:	802.11n HT40	Frequency(MHz):	5755
Polarity:	Horizontal	Test Voltage:	DC 7.2 V

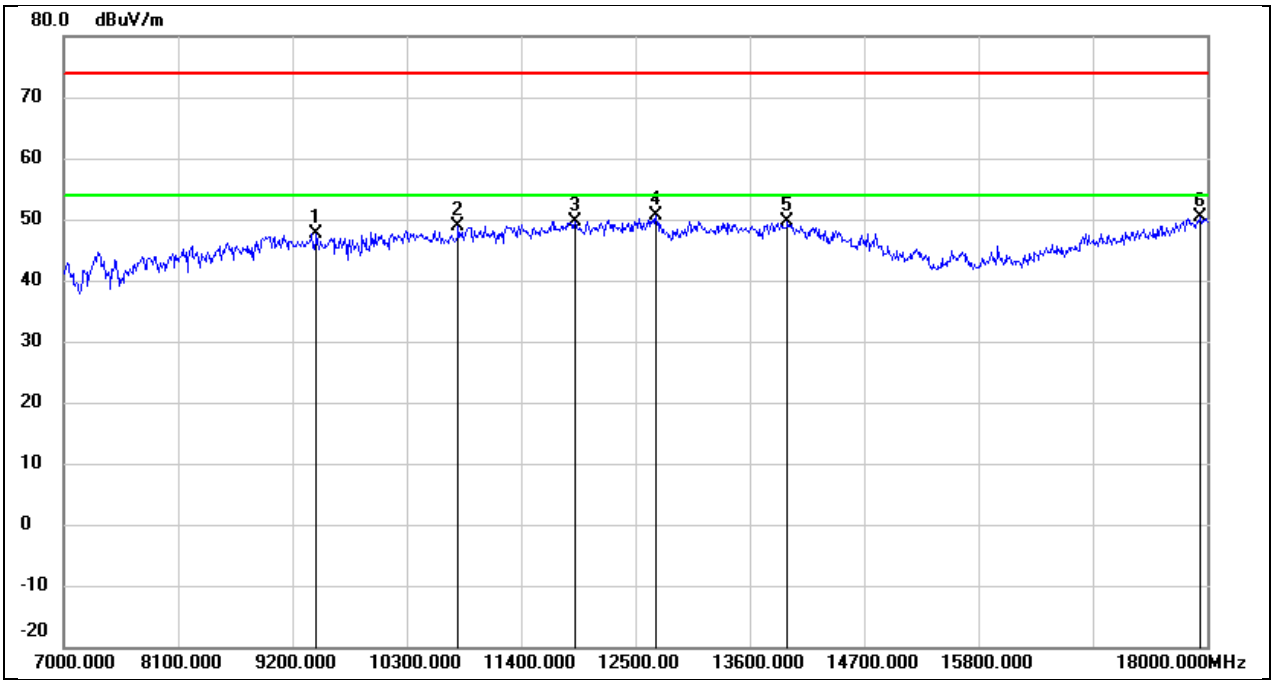

No.	Frequency (MHz)	Reading (dBuV)	Correct (dB/m)	Result (dBuV/m)	Limit (dBuV/m)	Margin (dB)	Remark
1	9431.000	36.91	10.73	47.64	74.00	-26.36	peak
2	10795.000	35.02	13.84	48.86	74.00	-25.14	peak
3	11917.000	31.58	18.16	49.74	74.00	-24.26	peak
4	12698.000	32.08	18.56	50.64	74.00	-23.36	peak
5	13963.000	27.17	22.51	49.68	74.00	-24.32	peak
6	17934.000	23.72	26.69	50.41	74.00	-23.59	peak

This report shall not be reproduced except in full, without the written approval of UL Verification Services (Guangzhou) Co., Ltd, Song Shan Lake Branch.

Test Mode:	802.11n HT40	Frequency(MHz):	5755
Polarity:	Vertical	Test Voltage:	DC 7.2 V

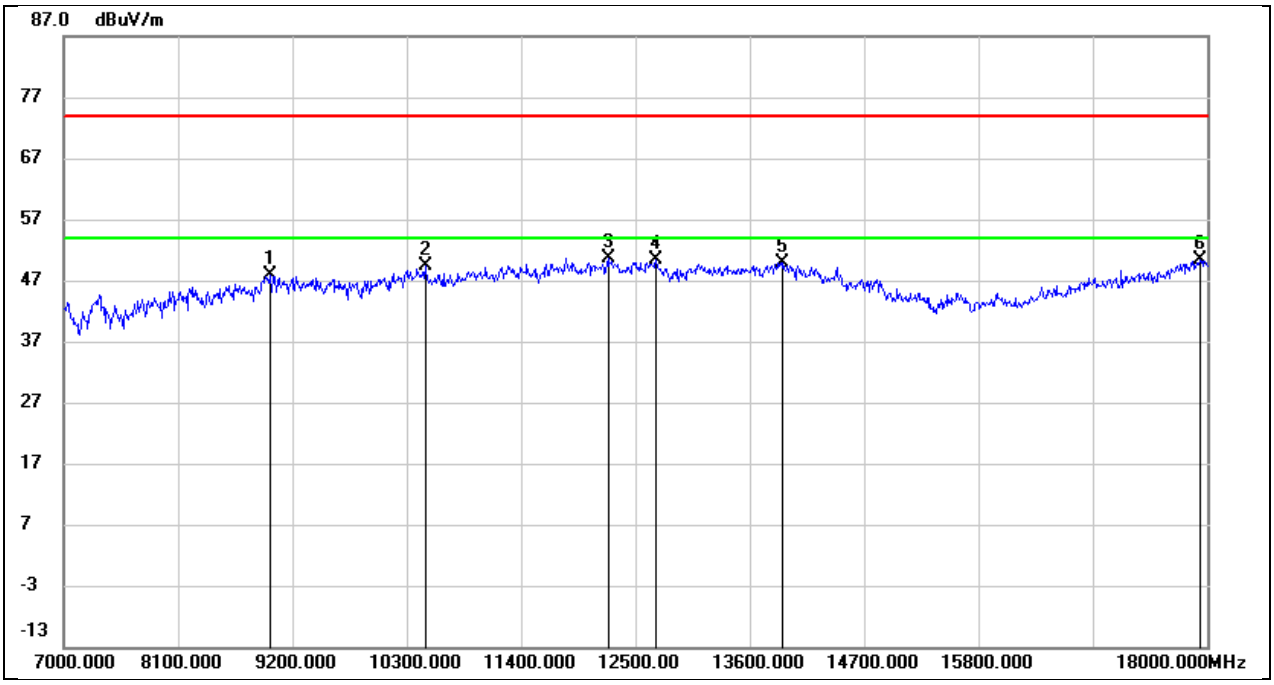

No.	Frequency (MHz)	Reading (dBuV)	Correct (dB/m)	Result (dBuV/m)	Limit (dBuV/m)	Margin (dB)	Remark
1	8991.000	36.17	11.73	47.90	74.00	-26.10	peak
2	10476.000	36.00	13.44	49.44	74.00	-24.56	peak
3	12236.000	31.90	18.66	50.56	74.00	-23.44	peak
4	12698.000	31.83	18.56	50.39	74.00	-23.61	peak
5	13919.000	27.43	22.49	49.92	74.00	-24.08	peak
6	17934.000	23.76	26.69	50.45	74.00	-23.55	peak

This report shall not be reproduced except in full, without the written approval of UL Verification Services (Guangzhou) Co., Ltd, Song Shan Lake Branch.

Test Mode:	802.11n HT40	Frequency(MHz):	5795
Polarity:	Horizontal	Test Voltage:	DC 7.2 V

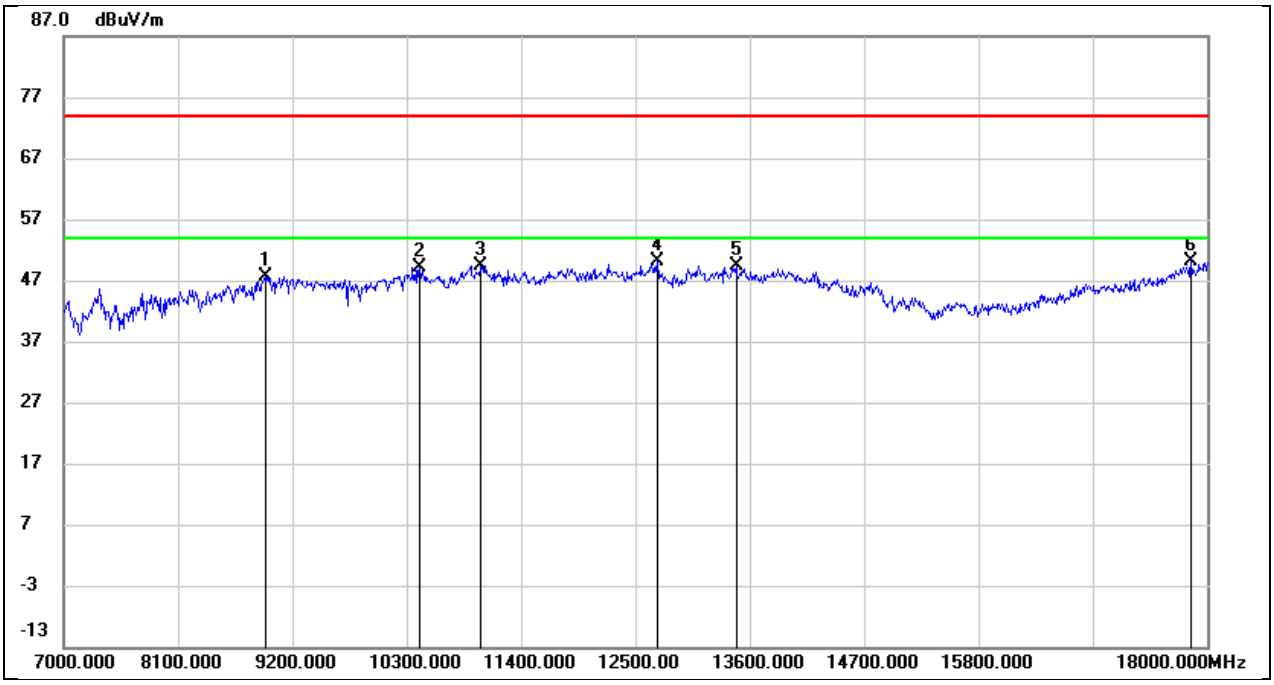

No.	Frequency (MHz)	Reading (dBuV)	Correct (dB/m)	Result (dBuV/m)	Limit (dBuV/m)	Margin (dB)	Remark
1	8936.000	36.80	10.91	47.71	74.00	-26.29	peak
2	10421.000	35.80	13.29	49.09	74.00	-24.91	peak
3	11015.000	34.54	14.93	49.47	74.00	-24.53	peak
4	12709.000	31.46	18.59	50.05	74.00	-23.95	peak
5	13468.000	27.97	21.31	49.28	74.00	-24.72	peak
6	17846.000	23.83	26.32	50.15	74.00	-23.85	peak

This report shall not be reproduced except in full, without the written approval of UL Verification Services (Guangzhou) Co., Ltd, Song Shan Lake Branch.

Test Mode:	802.11n HT40	Frequency(MHz):	5795
Polarity:	Vertical	Test Voltage:	DC 7.2 V

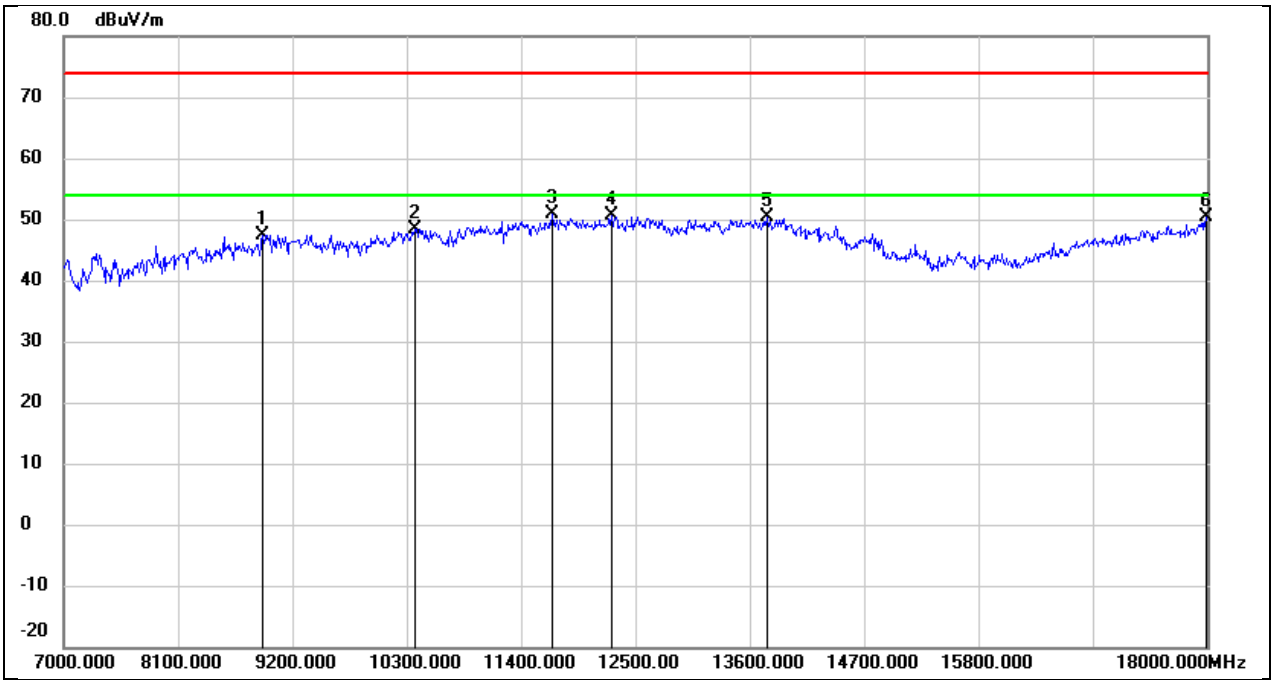

No.	Frequency (MHz)	Reading (dBuV)	Correct (dB/m)	Result (dBuV/m)	Limit (dBuV/m)	Margin (dB)	Remark
1	8914.000	36.87	10.58	47.45	74.00	-26.55	peak
2	10377.000	35.37	13.13	48.50	74.00	-25.50	peak
3	11697.000	33.58	17.29	50.87	74.00	-23.13	peak
4	12269.000	31.81	18.72	50.53	74.00	-23.47	peak
5	13765.000	28.16	22.24	50.40	74.00	-23.60	peak
6	17989.000	23.39	26.92	50.31	74.00	-23.69	peak

This report shall not be reproduced except in full, without the written approval of UL Verification Services (Guangzhou) Co., Ltd, Song Shan Lake Branch.

Test Mode:	802.11ac VHT80	Frequency(MHz):	5210
Polarity:	Horizontal	Test Voltage:	DC 7.2 V

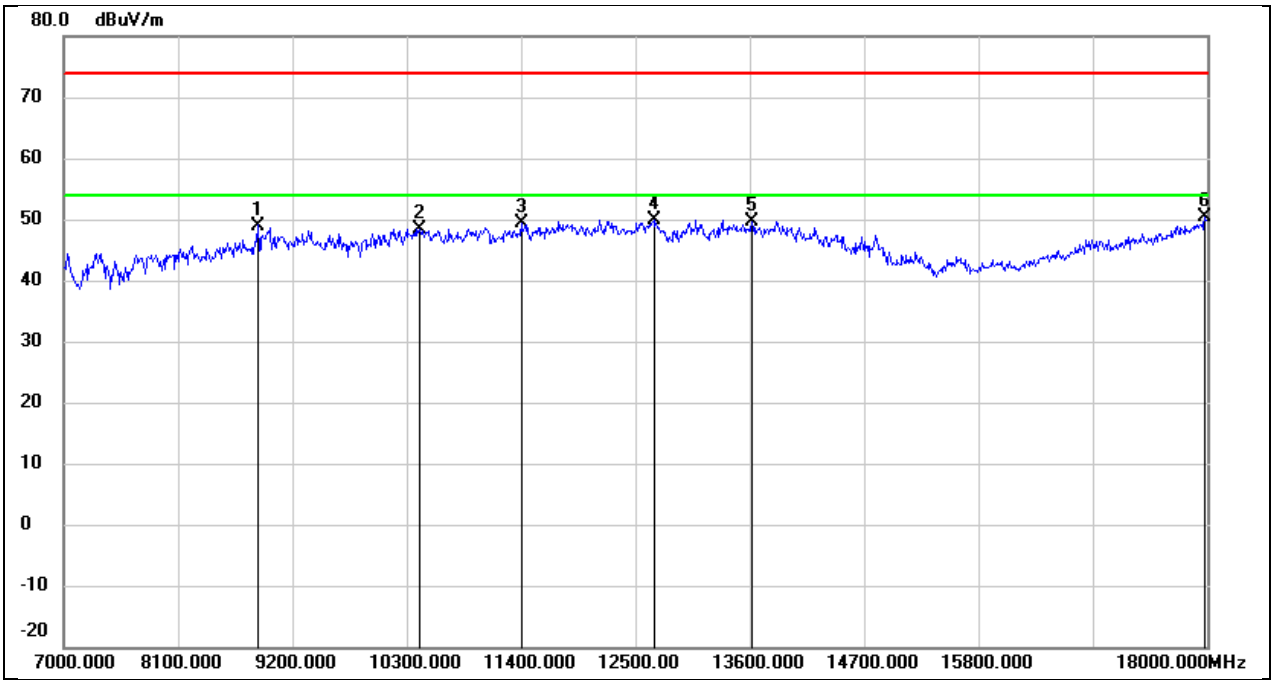

No.	Frequency (MHz)	Reading (dBuV)	Correct (dB/m)	Result (dBuV/m)	Limit (dBuV/m)	Margin (dB)	Remark
1	8870.000	39.08	9.92	49.00	74.00	-25.00	peak
2	10421.000	35.16	13.29	48.45	74.00	-25.55	peak
3	11400.000	32.73	16.57	49.30	74.00	-24.70	peak
4	12676.000	31.44	18.50	49.94	74.00	-24.06	peak
5	13622.000	28.06	21.53	49.59	74.00	-24.41	peak
6	17978.000	23.40	26.88	50.28	74.00	-23.72	peak

This report shall not be reproduced except in full, without the written approval of UL Verification Services (Guangzhou) Co., Ltd, Song Shan Lake Branch.

Test Mode:	802.11ac VHT80	Frequency(MHz):	5210
Polarity:	Vertical	Test Voltage:	DC 7.2 V

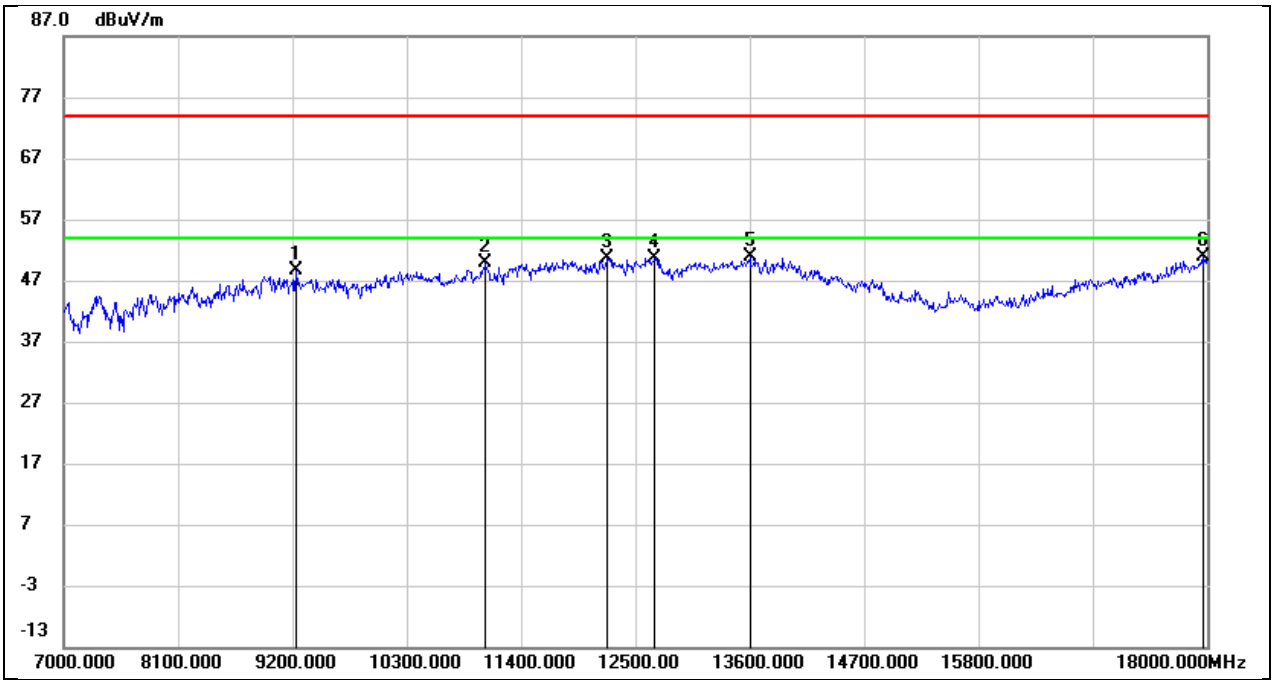

No.	Frequency (MHz)	Reading (dBuV)	Correct (dB/m)	Result (dBuV/m)	Limit (dBuV/m)	Margin (dB)	Remark
1	9233.000	38.40	10.14	48.54	74.00	-25.46	peak
2	11059.000	34.95	15.02	49.97	74.00	-24.03	peak
3	12225.000	31.98	18.63	50.61	74.00	-23.39	peak
4	12687.000	32.20	18.53	50.73	74.00	-23.27	peak
5	13600.000	29.47	21.42	50.89	74.00	-23.11	peak
6	17967.000	24.12	26.83	50.95	74.00	-23.05	peak

This report shall not be reproduced except in full, without the written approval of UL Verification Services (Guangzhou) Co., Ltd, Song Shan Lake Branch.

Test Mode:	802.11ac VHT80	Frequency(MHz):	5775
Polarity:	Horizontal	Test Voltage:	DC 7.2 V

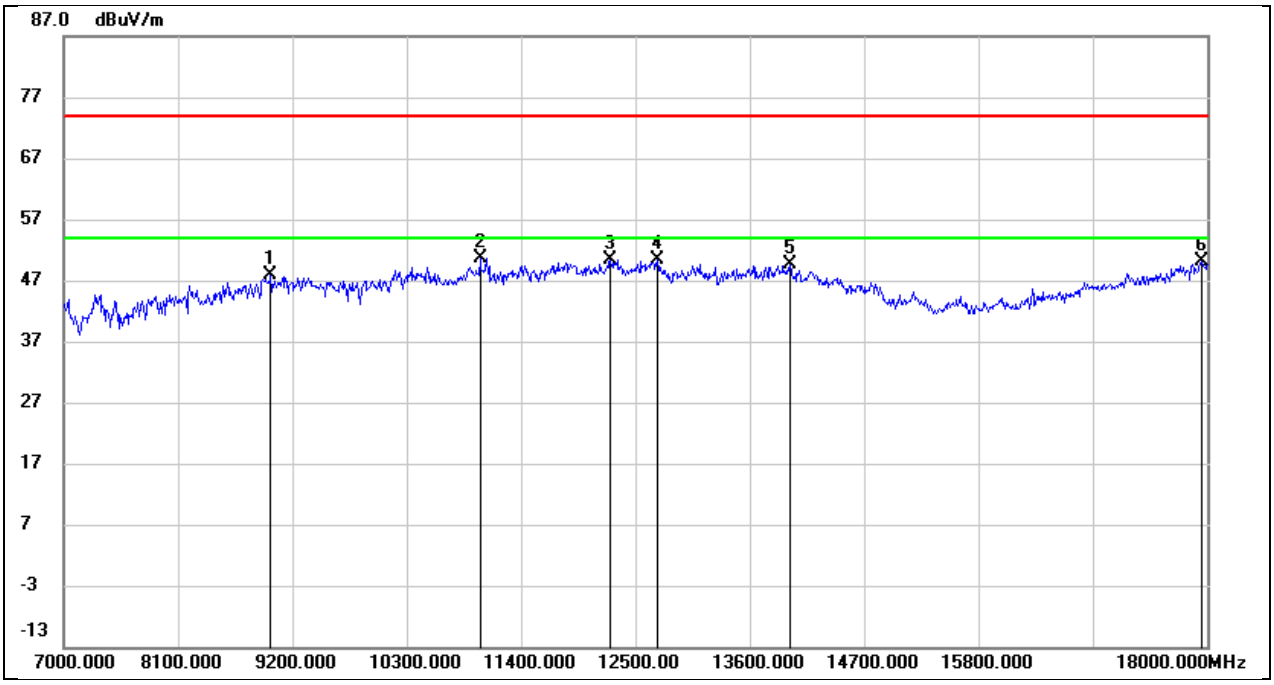

No.	Frequency (MHz)	Reading (dBuV)	Correct (dB/m)	Result (dBuV/m)	Limit (dBuV/m)	Margin (dB)	Remark
1	8991.000	36.13	11.73	47.86	74.00	-26.14	peak
2	11004.000	35.75	14.90	50.65	74.00	-23.35	peak
3	12258.000	31.75	18.70	50.45	74.00	-23.55	peak
4	12709.000	31.73	18.59	50.32	74.00	-23.68	peak
5	13985.000	27.13	22.53	49.66	74.00	-24.34	peak
6	17945.000	23.50	26.74	50.24	74.00	-23.76	peak

This report shall not be reproduced except in full, without the written approval of UL Verification Services (Guangzhou) Co., Ltd, Song Shan Lake Branch.

Test Mode:	802.11ac VHT80	Frequency(MHz):	5775
Polarity:	Vertical	Test Voltage:	DC 7.2 V

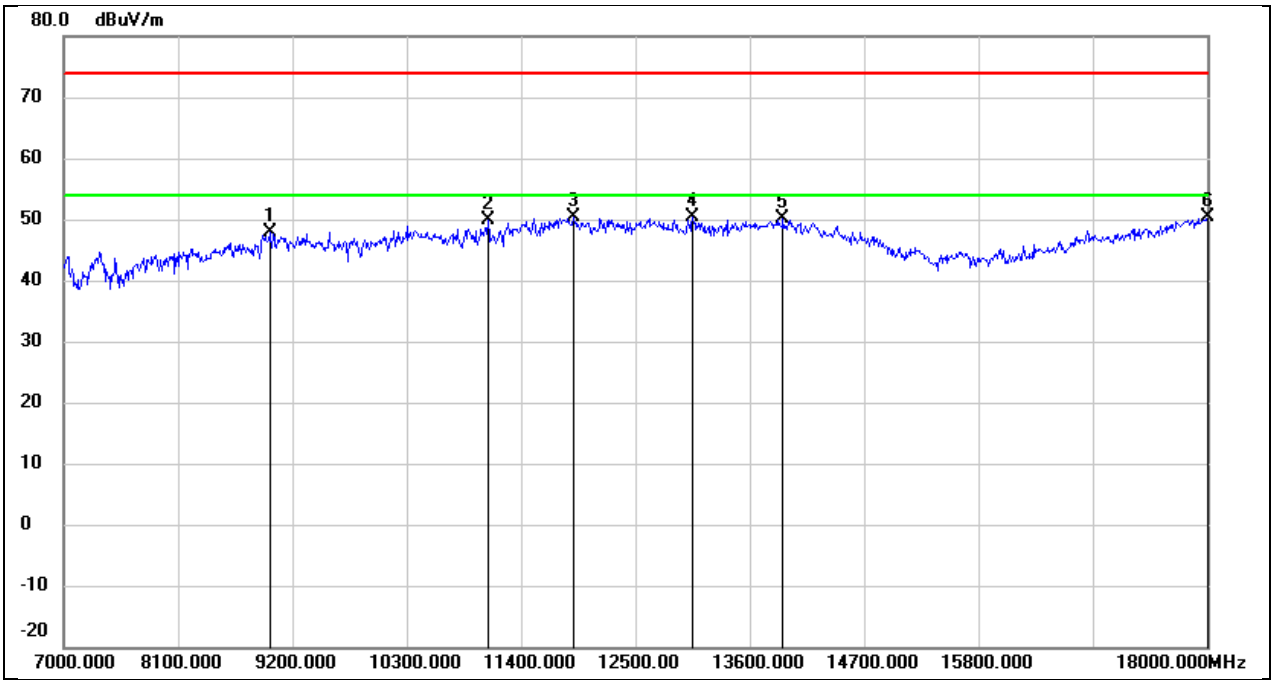

No.	Frequency (MHz)	Reading (dBuV)	Correct (dB/m)	Result (dBuV/m)	Limit (dBuV/m)	Margin (dB)	Remark
1	8980.000	36.28	11.57	47.85	74.00	-26.15	peak
2	11081.000	34.68	15.08	49.76	74.00	-24.24	peak
3	11906.000	32.31	18.11	50.42	74.00	-23.58	peak
4	13050.000	30.96	19.33	50.29	74.00	-23.71	peak
5	13919.000	27.57	22.49	50.06	74.00	-23.94	peak
6	18000.000	23.36	26.97	50.33	74.00	-23.67	peak

This report shall not be reproduced except in full, without the written approval of UL Verification Services (Guangzhou) Co., Ltd, Song Shan Lake Branch.

Test Mode:	802.11ax HE20	Frequency(MHz):	5180
Polarity:	Horizontal	Test Voltage:	DC 7.2 V

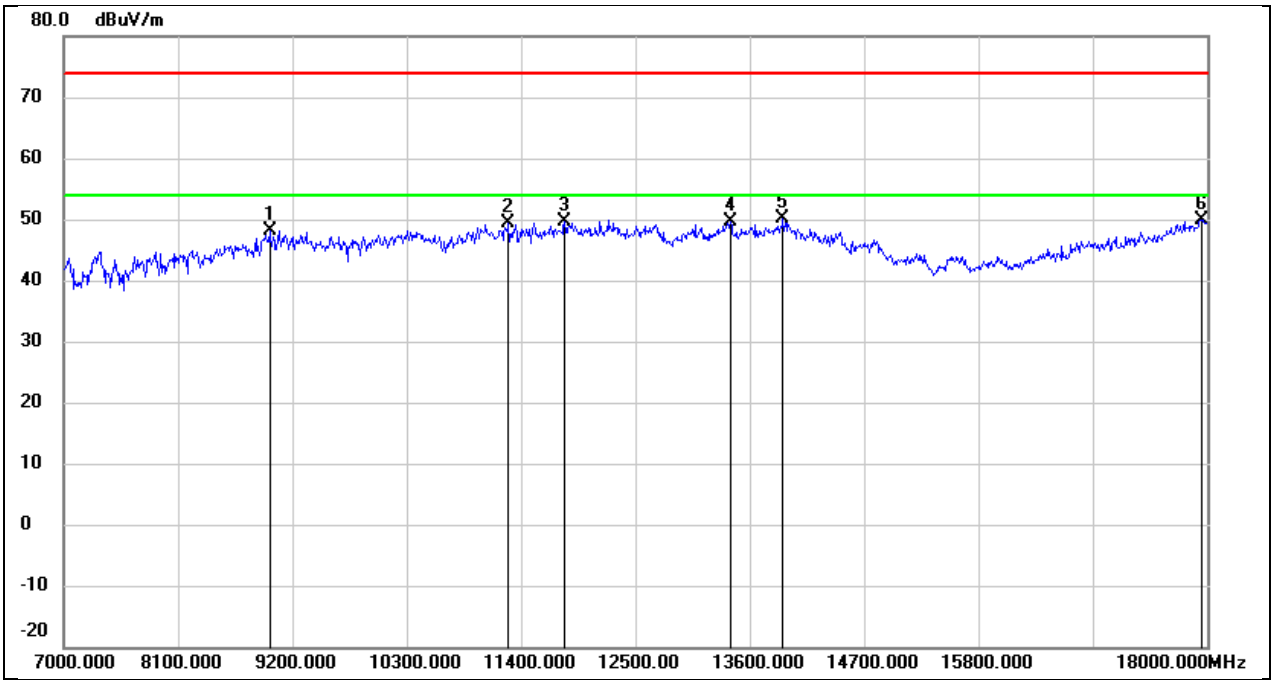

No.	Frequency (MHz)	Reading (dBuV)	Correct (dB/m)	Result (dBuV/m)	Limit (dBuV/m)	Margin (dB)	Remark
1	8980.000	36.63	11.57	48.20	74.00	-25.80	peak
2	11279.000	33.52	15.83	49.35	74.00	-24.65	peak
3	11818.000	31.91	17.65	49.56	74.00	-24.44	peak
4	13413.000	28.38	21.16	49.54	74.00	-24.46	peak
5	13919.000	27.56	22.49	50.05	74.00	-23.95	peak
6	17945.000	23.10	26.74	49.84	74.00	-24.16	peak

This report shall not be reproduced except in full, without the written approval of UL Verification Services (Guangzhou) Co., Ltd, Song Shan Lake Branch.

Test Mode:	802.11ax HE20	Frequency(MHz):	5180
Polarity:	Vertical	Test Voltage:	DC 7.2 V

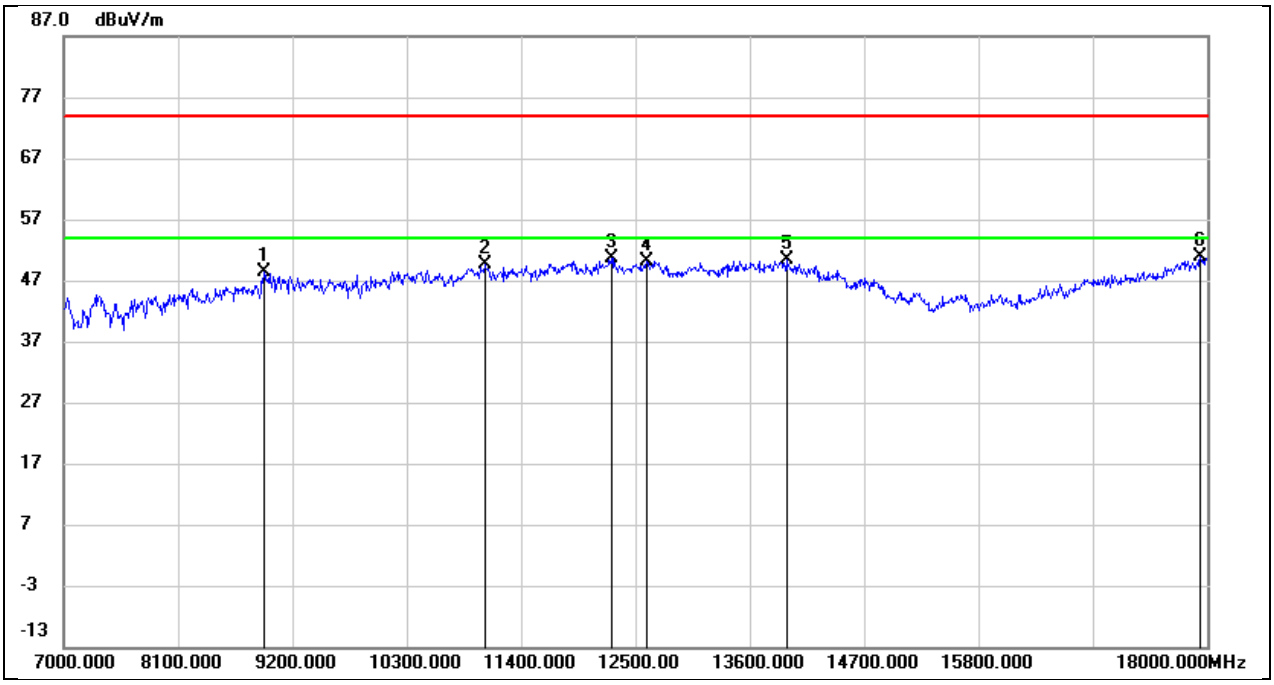

No.	Frequency (MHz)	Reading (dBuV)	Correct (dB/m)	Result (dBuV/m)	Limit (dBuV/m)	Margin (dB)	Remark
1	8925.000	37.63	10.75	48.38	74.00	-25.62	peak
2	11048.000	34.61	14.99	49.60	74.00	-24.40	peak
3	12269.000	31.82	18.72	50.54	74.00	-23.46	peak
4	12610.000	31.86	18.34	50.20	74.00	-23.80	peak
5	13952.000	27.90	22.51	50.41	74.00	-23.59	peak
6	17934.000	24.24	26.69	50.93	74.00	-23.07	peak

This report shall not be reproduced except in full, without the written approval of UL Verification Services (Guangzhou) Co., Ltd, Song Shan Lake Branch.

Test Mode:	802.11ax HE20	Frequency(MHz):	5200
Polarity:	Horizontal	Test Voltage:	DC 7.2 V

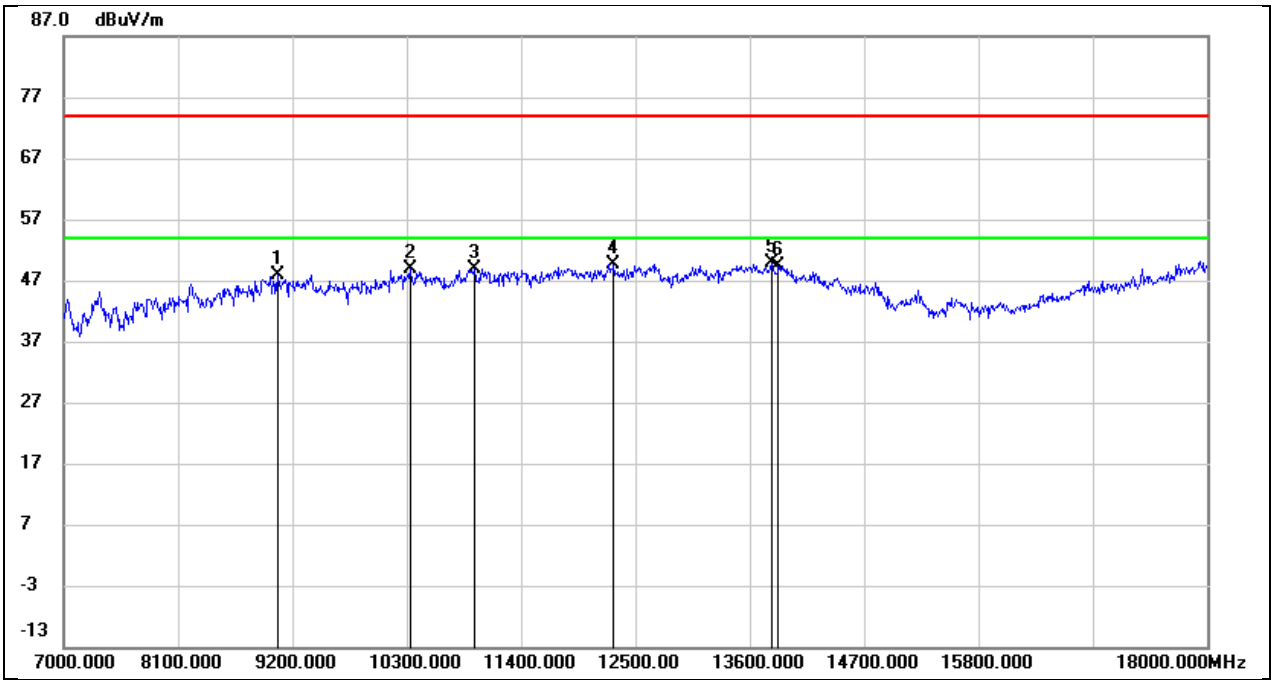

No.	Frequency (MHz)	Reading (dBuV)	Correct (dB/m)	Result (dBuV/m)	Limit (dBuV/m)	Margin (dB)	Remark
1	9057.000	36.54	11.35	47.89	74.00	-26.11	peak
2	10333.000	35.99	12.93	48.92	74.00	-25.08	peak
3	10949.000	34.37	14.62	48.99	74.00	-25.01	peak
4	12291.000	30.86	18.77	49.63	74.00	-24.37	peak
5	13809.000	27.51	22.43	49.94	74.00	-24.06	peak
6	13875.000	26.99	22.46	49.45	74.00	-24.55	peak

This report shall not be reproduced except in full, without the written approval of UL Verification Services (Guangzhou) Co., Ltd, Song Shan Lake Branch.

Test Mode:	802.11ax HE20	Frequency(MHz):	5200
Polarity:	Vertical	Test Voltage:	DC 7.2 V

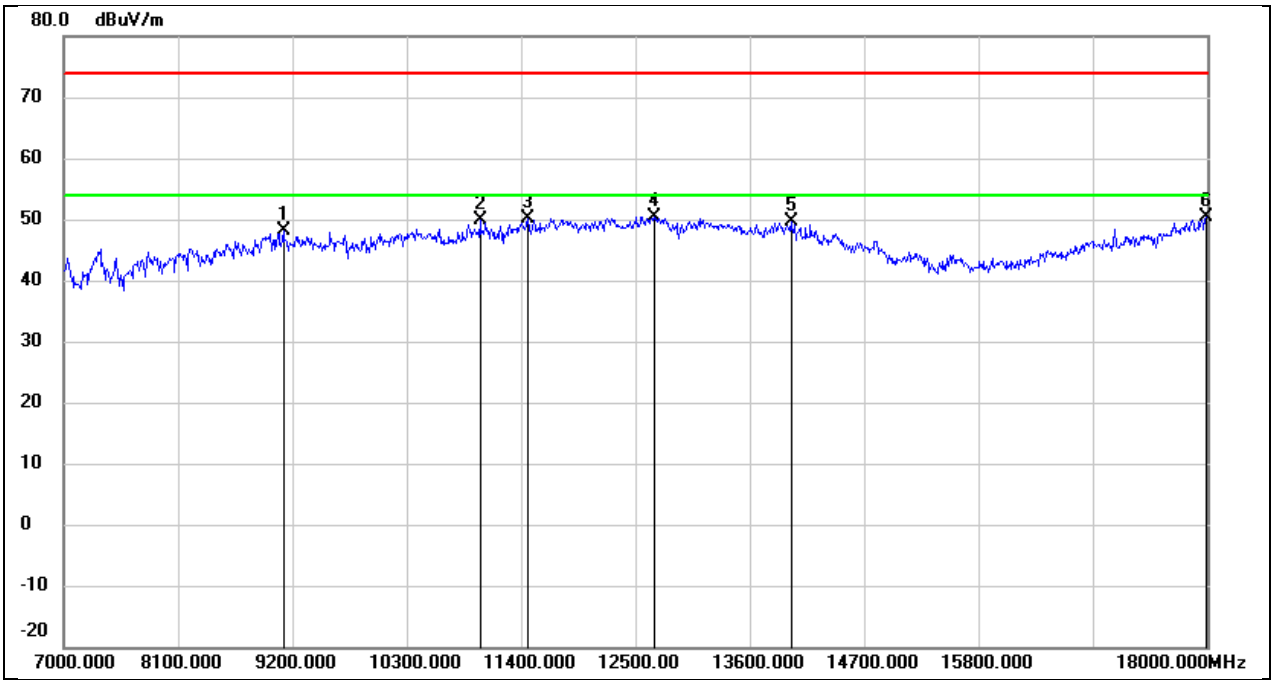

No.	Frequency (MHz)	Reading (dBuV)	Correct (dB/m)	Result (dBuV/m)	Limit (dBuV/m)	Margin (dB)	Remark
1	9112.000	37.21	10.85	48.06	74.00	-25.94	peak
2	11004.000	35.07	14.90	49.97	74.00	-24.03	peak
3	11466.000	33.26	16.78	50.04	74.00	-23.96	peak
4	12676.000	31.86	18.50	50.36	74.00	-23.64	peak
5	13996.000	27.03	22.54	49.57	74.00	-24.43	peak
6	17989.000	23.49	26.92	50.41	74.00	-23.59	peak

This report shall not be reproduced except in full, without the written approval of UL Verification Services (Guangzhou) Co., Ltd, Song Shan Lake Branch.

Test Mode:	802.11ax HE20	Frequency(MHz):	5240
Polarity:	Horizontal	Test Voltage:	DC 7.2 V

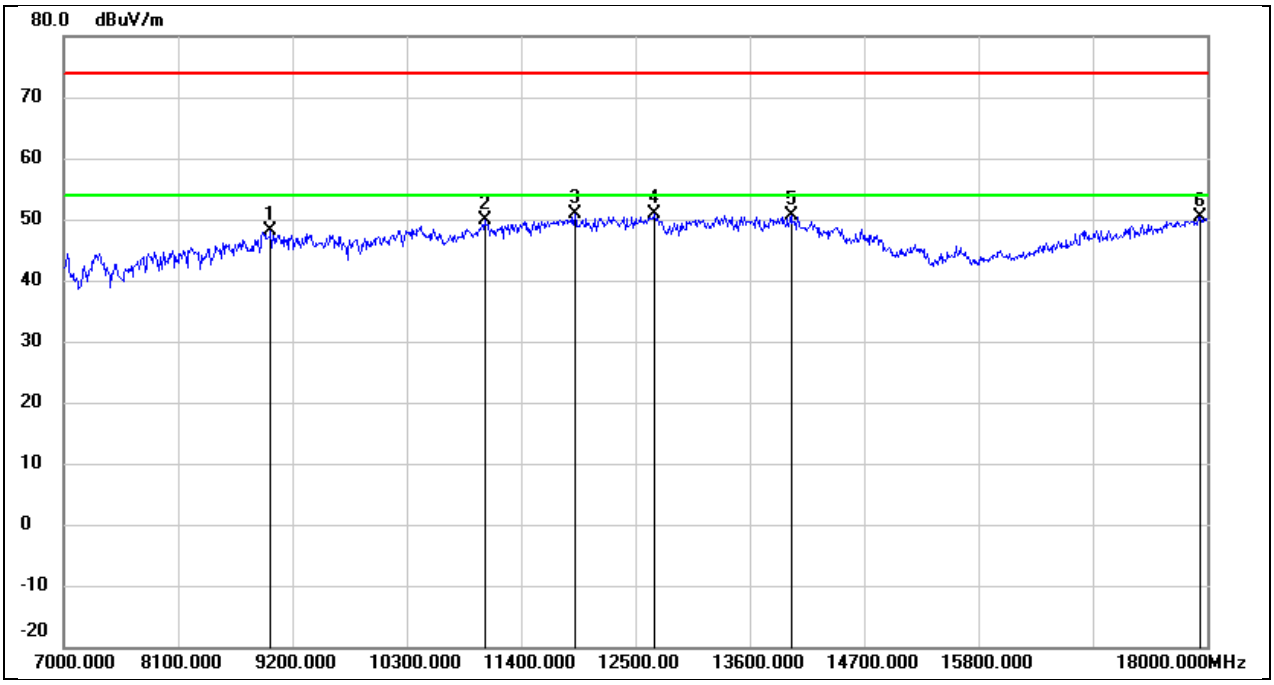

No.	Frequency (MHz)	Reading (dBuV)	Correct (dB/m)	Result (dBuV/m)	Limit (dBuV/m)	Margin (dB)	Remark
1	8991.000	36.33	11.73	48.06	74.00	-25.94	peak
2	11048.000	34.98	14.99	49.97	74.00	-24.03	peak
3	11917.000	32.64	18.16	50.80	74.00	-23.20	peak
4	12687.000	32.35	18.53	50.88	74.00	-23.12	peak
5	13996.000	28.17	22.54	50.71	74.00	-23.29	peak
6	17934.000	23.78	26.69	50.47	74.00	-23.53	peak

This report shall not be reproduced except in full, without the written approval of UL Verification Services (Guangzhou) Co., Ltd, Song Shan Lake Branch.

Test Mode:	802.11ax HE20	Frequency(MHz):	5240
Polarity:	Vertical	Test Voltage:	DC 7.2 V

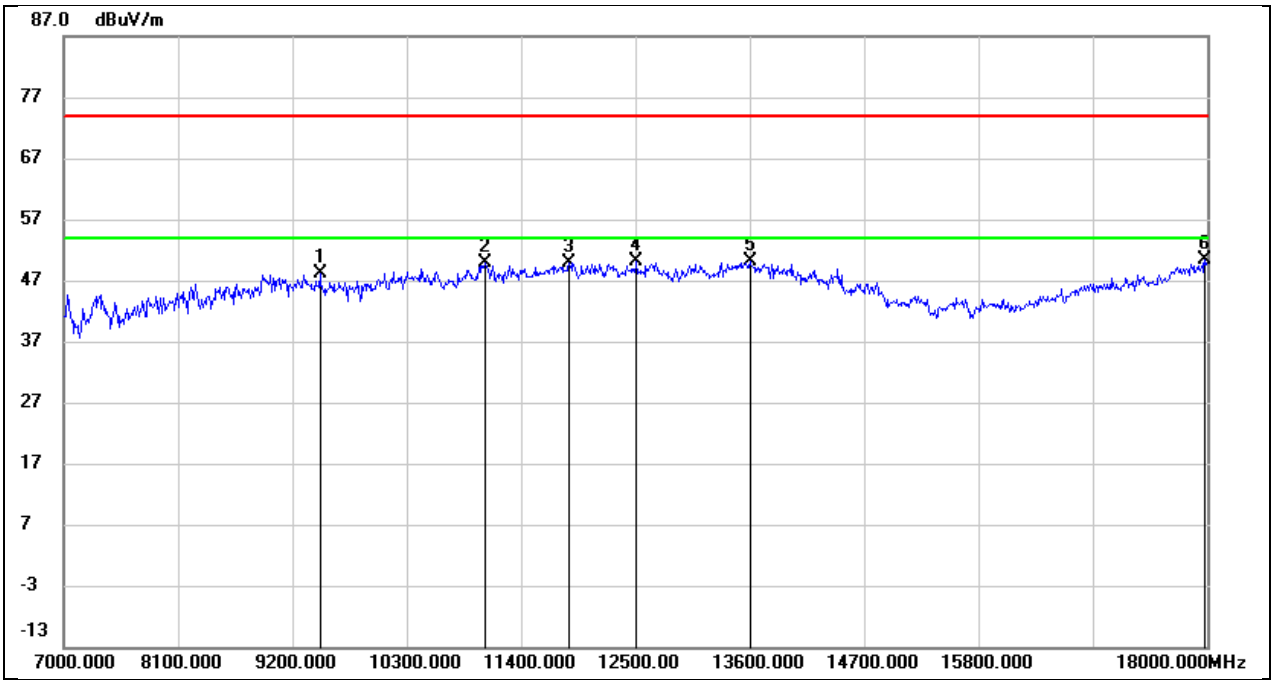

No.	Frequency (MHz)	Reading (dBuV)	Correct (dB/m)	Result (dBuV/m)	Limit (dBuV/m)	Margin (dB)	Remark
1	9464.000	37.32	10.80	48.12	74.00	-25.88	peak
2	11059.000	34.88	15.02	49.90	74.00	-24.10	peak
3	11862.000	31.99	17.88	49.87	74.00	-24.13	peak
4	12511.000	31.62	18.54	50.16	74.00	-23.84	peak
5	13600.000	28.74	21.42	50.16	74.00	-23.84	peak
6	17978.000	23.52	26.88	50.40	74.00	-23.60	peak

This report shall not be reproduced except in full, without the written approval of UL Verification Services (Guangzhou) Co., Ltd, Song Shan Lake Branch.

Test Mode:	802.11ax HE20	Frequency(MHz):	5745
Polarity:	Horizontal	Test Voltage:	DC 7.2 V

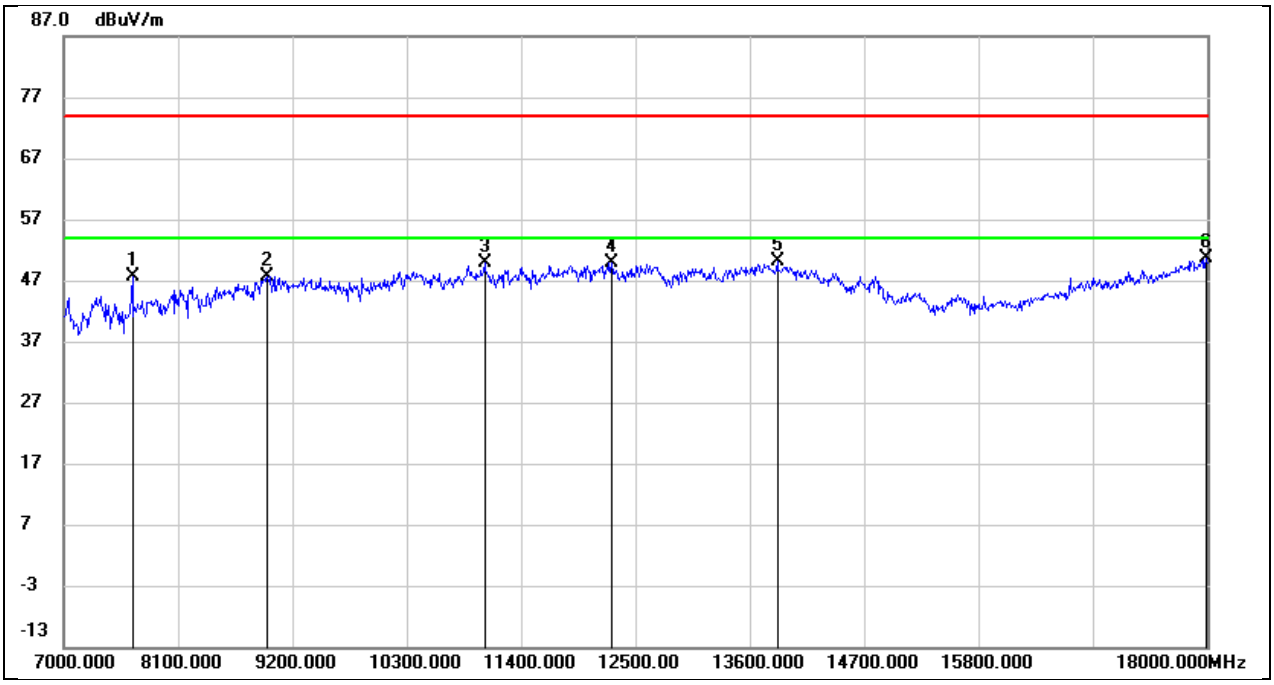

No.	Frequency (MHz)	Reading (dBuV)	Correct (dB/m)	Result (dBuV/m)	Limit (dBuV/m)	Margin (dB)	Remark
1	7660.000	40.85	6.69	47.54	74.00	-26.46	peak
2	8958.000	36.48	11.24	47.72	74.00	-26.28	peak
3	11048.000	34.88	14.99	49.87	74.00	-24.13	peak
4	12269.000	31.05	18.72	49.77	74.00	-24.23	peak
5	13864.000	27.80	22.45	50.25	74.00	-23.75	peak
6	17989.000	23.75	26.92	50.67	74.00	-23.33	peak

This report shall not be reproduced except in full, without the written approval of UL Verification Services (Guangzhou) Co., Ltd, Song Shan Lake Branch.

Test Mode:	802.11ax HE20	Frequency(MHz):	5745
Polarity:	Vertical	Test Voltage:	DC 7.2 V

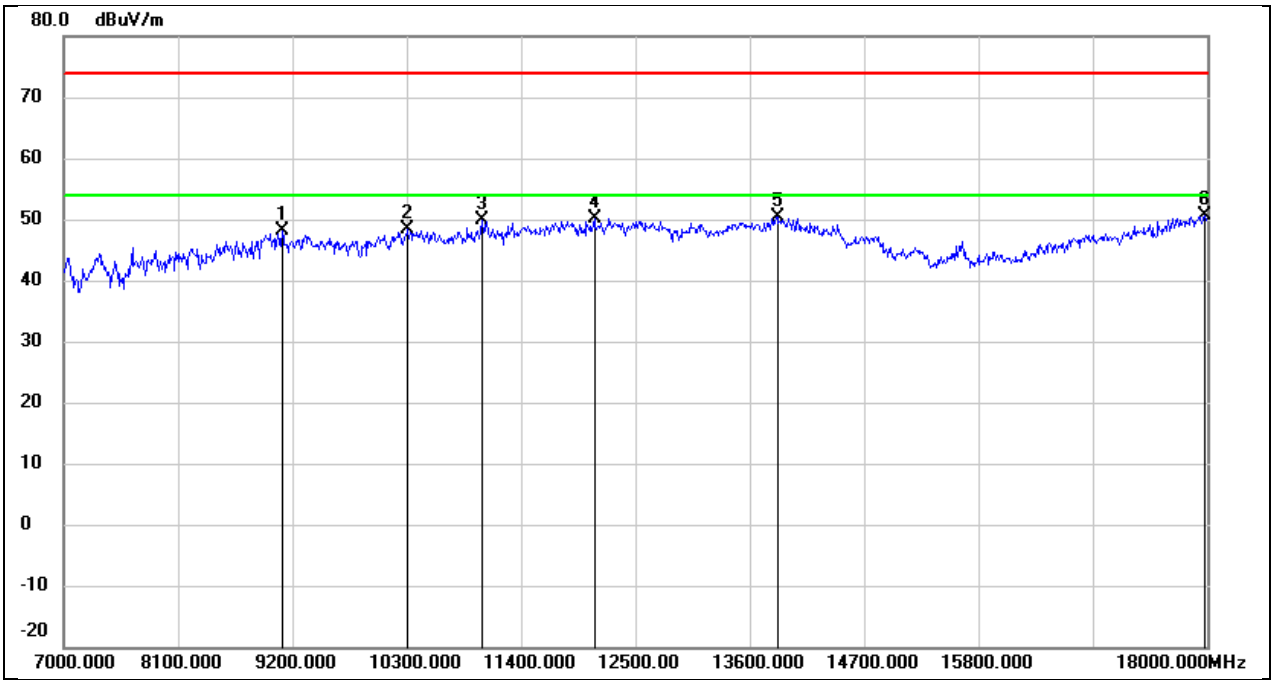

No.	Frequency (MHz)	Reading (dBuV)	Correct (dB/m)	Result (dBuV/m)	Limit (dBuV/m)	Margin (dB)	Remark
1	9101.000	37.08	10.94	48.02	74.00	-25.98	peak
2	10311.000	35.51	12.83	48.34	74.00	-25.66	peak
3	11026.000	35.01	14.95	49.96	74.00	-24.04	peak
4	12104.000	31.66	18.59	50.25	74.00	-23.75	peak
5	13864.000	27.98	22.45	50.43	74.00	-23.57	peak
6	17978.000	23.69	26.88	50.57	74.00	-23.43	peak

This report shall not be reproduced except in full, without the written approval of UL Verification Services (Guangzhou) Co., Ltd, Song Shan Lake Branch.

Test Mode:	802.11ax HE20	Frequency(MHz):	5785
Polarity:	Horizontal	Test Voltage:	DC 7.2 V

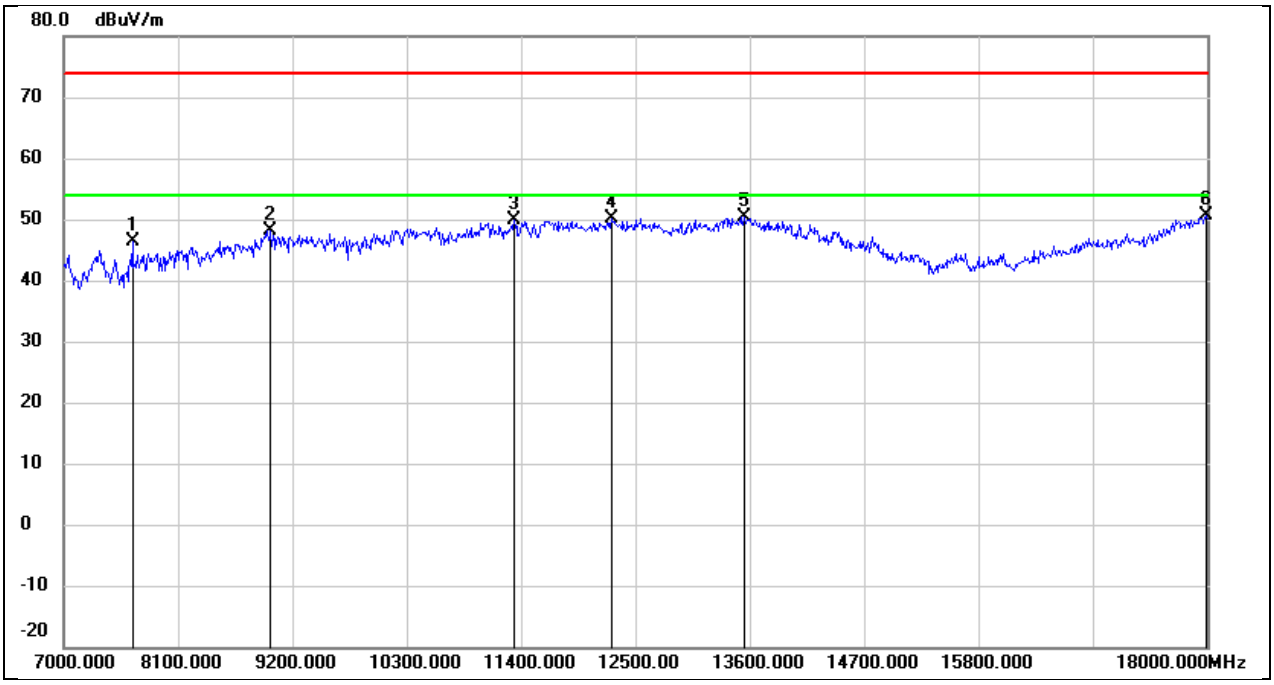

No.	Frequency (MHz)	Reading (dBuV)	Correct (dB/m)	Result (dBuV/m)	Limit (dBuV/m)	Margin (dB)	Remark
1	7660.000	39.71	6.69	46.40	74.00	-27.60	peak
2	8991.000	36.51	11.73	48.24	74.00	-25.76	peak
3	11334.000	33.60	16.16	49.76	74.00	-24.24	peak
4	12269.000	31.40	18.72	50.12	74.00	-23.88	peak
5	13545.000	29.04	21.41	50.45	74.00	-23.55	peak
6	17989.000	23.70	26.92	50.62	74.00	-23.38	peak

This report shall not be reproduced except in full, without the written approval of UL Verification Services (Guangzhou) Co., Ltd, Song Shan Lake Branch.

Test Mode:	802.11ax HE20	Frequency(MHz):	5785
Polarity:	Vertical	Test Voltage:	DC 7.2 V

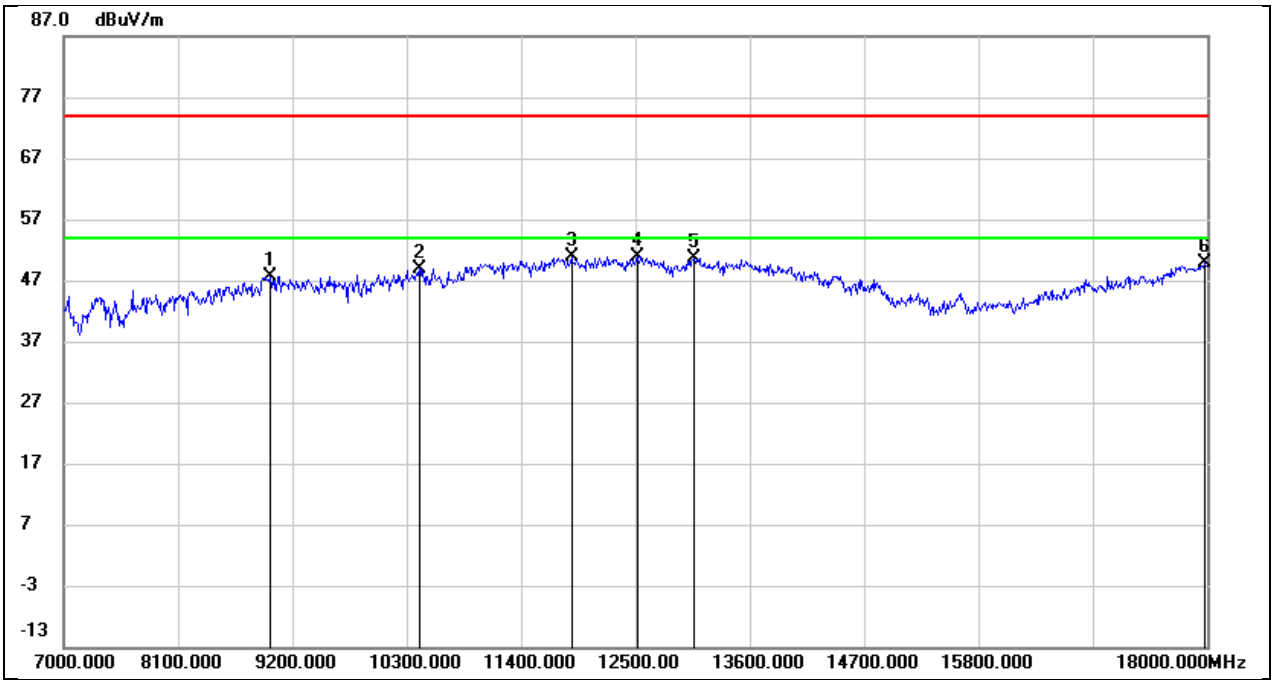

No.	Frequency (MHz)	Reading (dBuV)	Correct (dB/m)	Result (dBuV/m)	Limit (dBuV/m)	Margin (dB)	Remark
1	8991.000	35.99	11.73	47.72	74.00	-26.28	peak
2	10421.000	35.59	13.29	48.88	74.00	-25.12	peak
3	11884.000	32.98	18.00	50.98	74.00	-23.02	peak
4	12522.000	32.45	18.52	50.97	74.00	-23.03	peak
5	13061.000	31.28	19.38	50.66	74.00	-23.34	peak
6	17978.000	22.90	26.88	49.78	74.00	-24.22	peak

This report shall not be reproduced except in full, without the written approval of UL Verification Services (Guangzhou) Co., Ltd, Song Shan Lake Branch.

Test Mode:	802.11ax HE20	Frequency(MHz):	5825
Polarity:	Horizontal	Test Voltage:	DC 7.2 V

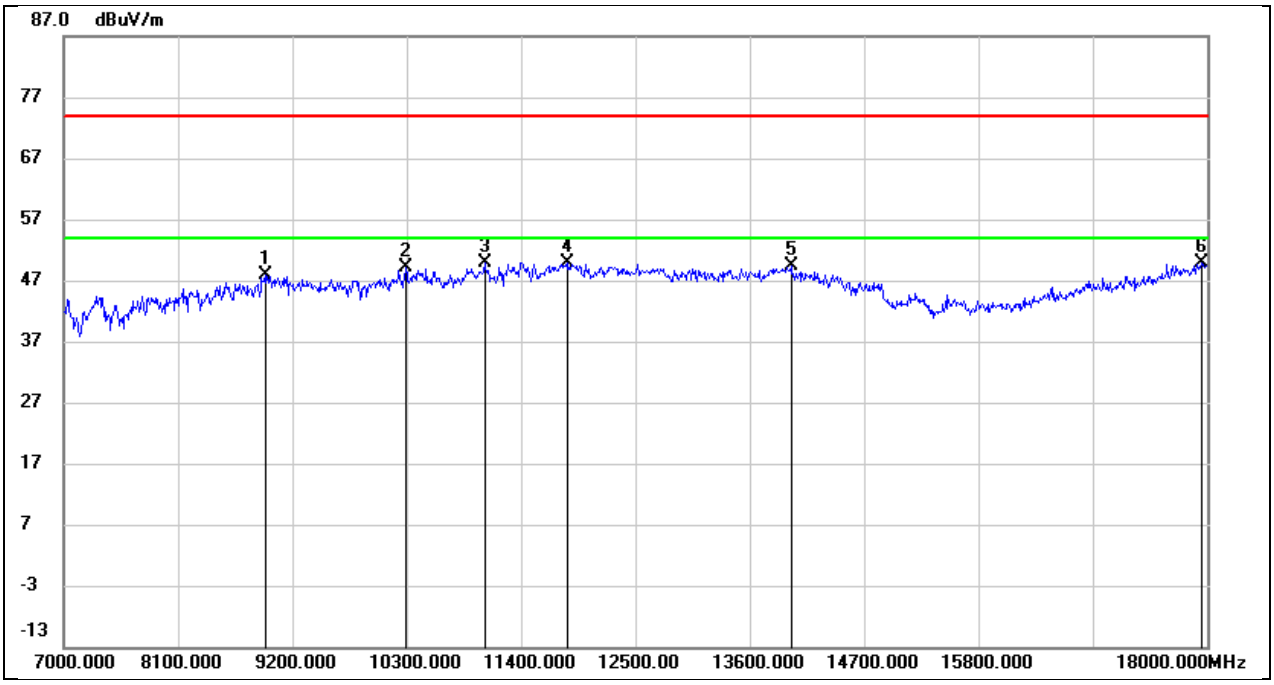

No.	Frequency (MHz)	Reading (dBuV)	Correct (dB/m)	Result (dBuV/m)	Limit (dBuV/m)	Margin (dB)	Remark
1	8936.000	36.88	10.91	47.79	74.00	-26.21	peak
2	10289.000	36.45	12.74	49.19	74.00	-24.81	peak
3	11048.000	34.78	14.99	49.77	74.00	-24.23	peak
4	11851.000	31.95	17.83	49.78	74.00	-24.22	peak
5	13996.000	26.92	22.54	49.46	74.00	-24.54	peak
6	17945.000	23.22	26.74	49.96	74.00	-24.04	peak

This report shall not be reproduced except in full, without the written approval of UL Verification Services (Guangzhou) Co., Ltd, Song Shan Lake Branch.

Test Mode:	802.11ax HE20	Frequency(MHz):	5825
Polarity:	Vertical	Test Voltage:	DC 7.2 V

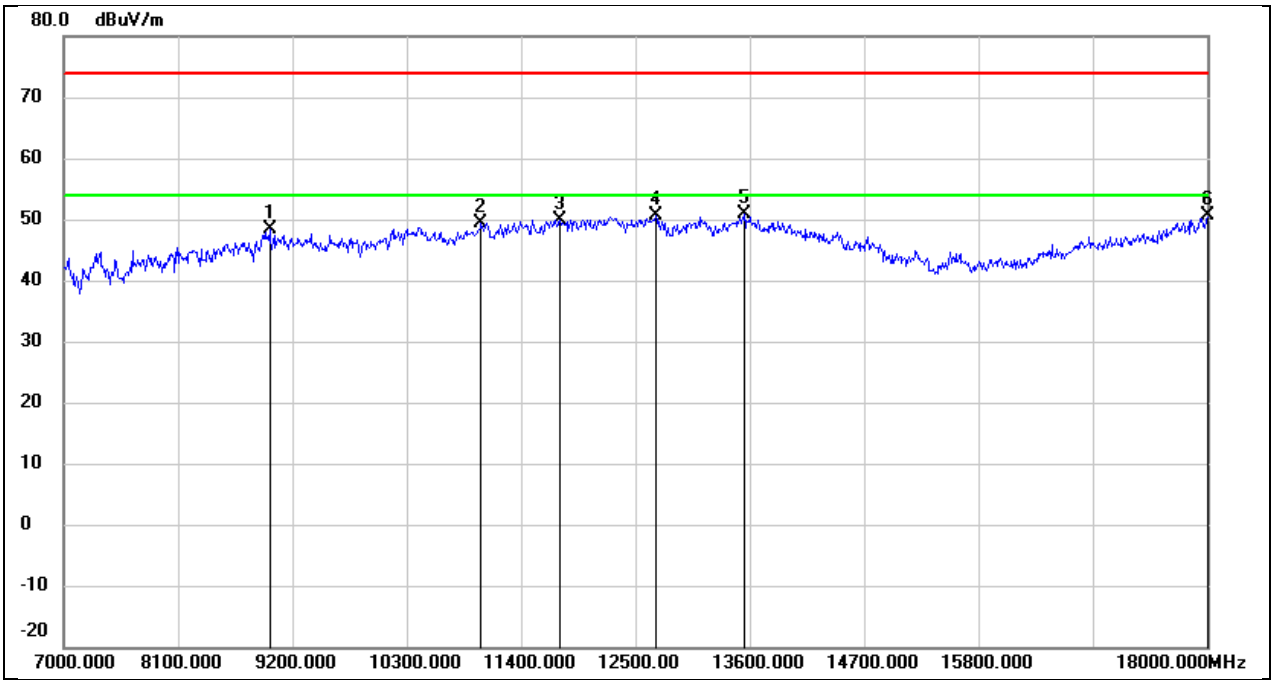

No.	Frequency (MHz)	Reading (dBuV)	Correct (dB/m)	Result (dBuV/m)	Limit (dBuV/m)	Margin (dB)	Remark
1	8980.000	36.85	11.57	48.42	74.00	-25.58	peak
2	11015.000	34.54	14.93	49.47	74.00	-24.53	peak
3	11774.000	32.39	17.49	49.88	74.00	-24.12	peak
4	12698.000	32.03	18.56	50.59	74.00	-23.41	peak
5	13545.000	29.50	21.41	50.91	74.00	-23.09	peak
6	18000.000	23.71	26.97	50.68	74.00	-23.32	peak

This report shall not be reproduced except in full, without the written approval of UL Verification Services (Guangzhou) Co., Ltd, Song Shan Lake Branch.

Test Mode:	802.11ax HE40	Frequency(MHz):	5190
Polarity:	Horizontal	Test Voltage:	DC 7.2 V

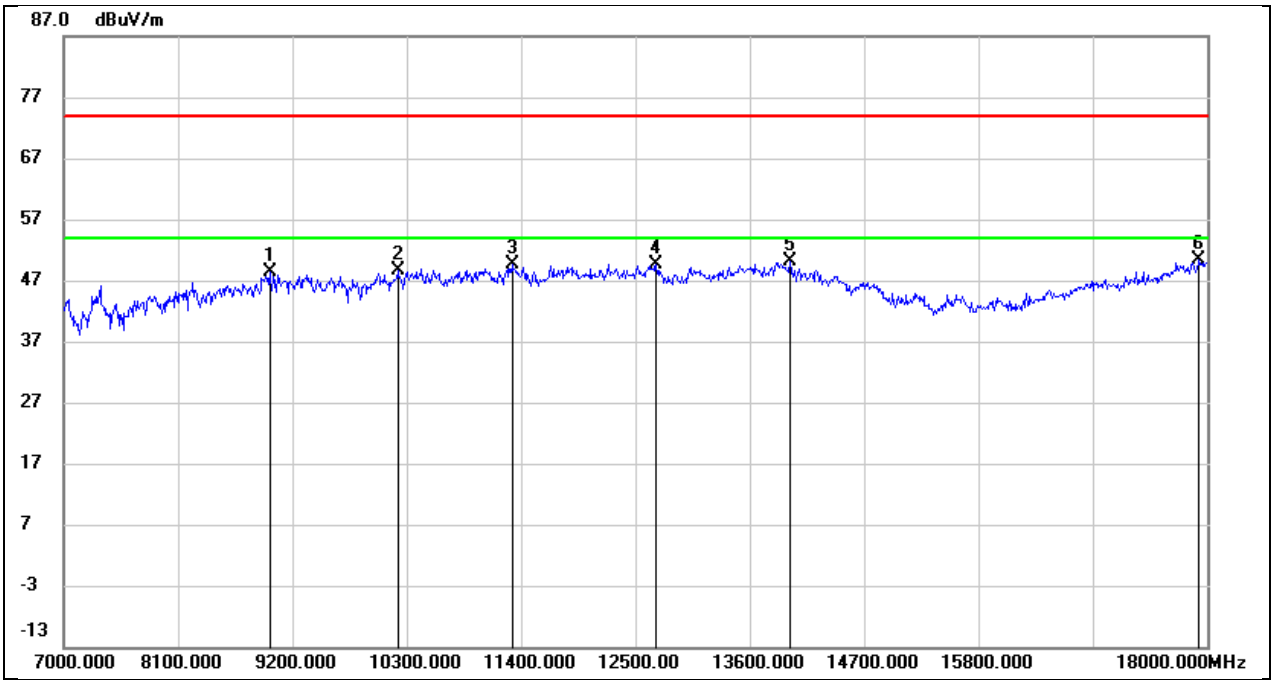

No.	Frequency (MHz)	Reading (dBuV)	Correct (dB/m)	Result (dBuV/m)	Limit (dBuV/m)	Margin (dB)	Remark
1	8980.000	36.69	11.57	48.26	74.00	-25.74	peak
2	10212.000	36.16	12.39	48.55	74.00	-25.45	peak
3	11312.000	33.55	16.03	49.58	74.00	-24.42	peak
4	12698.000	31.04	18.56	49.60	74.00	-24.40	peak
5	13985.000	27.58	22.53	50.11	74.00	-23.89	peak
6	17923.000	23.67	26.64	50.31	74.00	-23.69	peak

This report shall not be reproduced except in full, without the written approval of UL Verification Services (Guangzhou) Co., Ltd, Song Shan Lake Branch.

Test Mode:	802.11ax HE40	Frequency(MHz):	5190
Polarity:	Vertical	Test Voltage:	DC 7.2 V

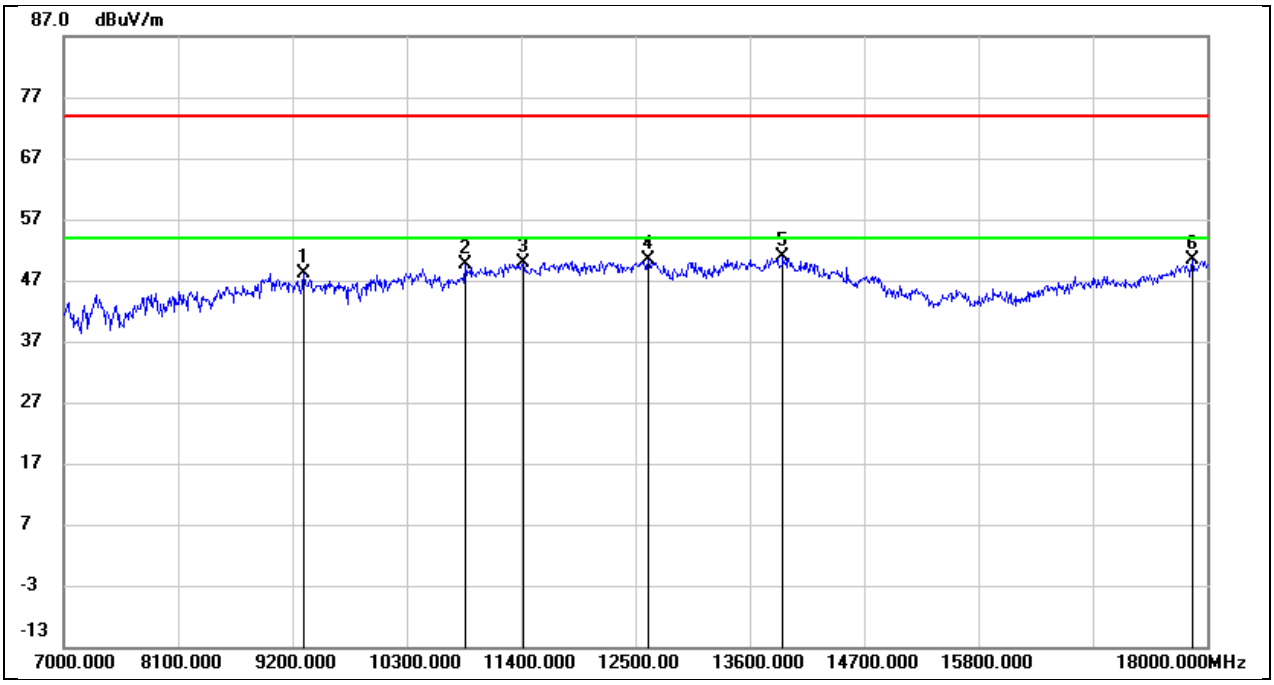

No.	Frequency (MHz)	Reading (dBuV)	Correct (dB/m)	Result (dBuV/m)	Limit (dBuV/m)	Margin (dB)	Remark
1	9310.000	37.82	10.39	48.21	74.00	-25.79	peak
2	10861.000	35.38	14.16	49.54	74.00	-24.46	peak
3	11422.000	33.15	16.64	49.79	74.00	-24.21	peak
4	12621.000	32.12	18.38	50.50	74.00	-23.50	peak
5	13919.000	28.28	22.49	50.77	74.00	-23.23	peak
6	17857.000	24.09	26.36	50.45	74.00	-23.55	peak

This report shall not be reproduced except in full, without the written approval of UL Verification Services (Guangzhou) Co., Ltd, Song Shan Lake Branch.

Test Mode:	802.11ax HE40	Frequency(MHz):	5230
Polarity:	Horizontal	Test Voltage:	DC 7.2 V

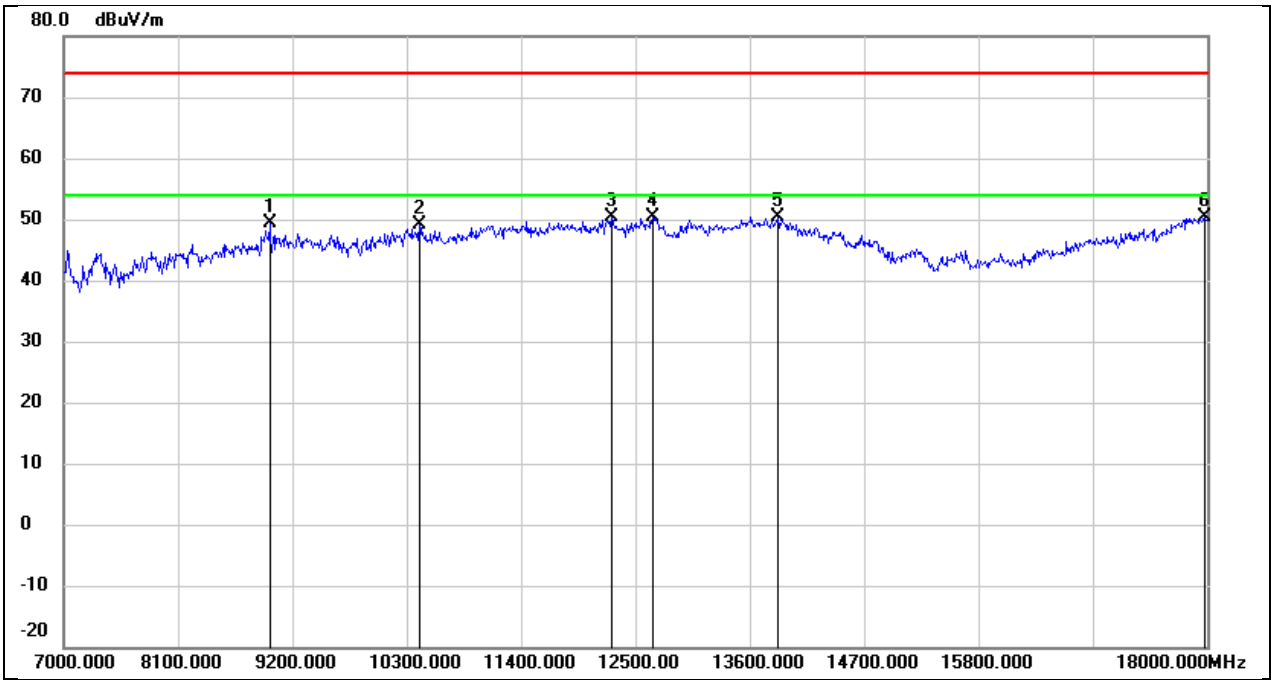

No.	Frequency (MHz)	Reading (dBuV)	Correct (dB/m)	Result (dBuV/m)	Limit (dBuV/m)	Margin (dB)	Remark
1	8980.000	37.87	11.57	49.44	74.00	-24.56	peak
2	10421.000	35.82	13.29	49.11	74.00	-24.89	peak
3	12269.000	31.67	18.72	50.39	74.00	-23.61	peak
4	12665.000	31.90	18.48	50.38	74.00	-23.62	peak
5	13875.000	27.86	22.46	50.32	74.00	-23.68	peak
6	17978.000	23.61	26.88	50.49	74.00	-23.51	peak

This report shall not be reproduced except in full, without the written approval of UL Verification Services (Guangzhou) Co., Ltd, Song Shan Lake Branch.

Test Mode:	802.11ax HE40	Frequency(MHz):	5230
Polarity:	Vertical	Test Voltage:	DC 7.2 V

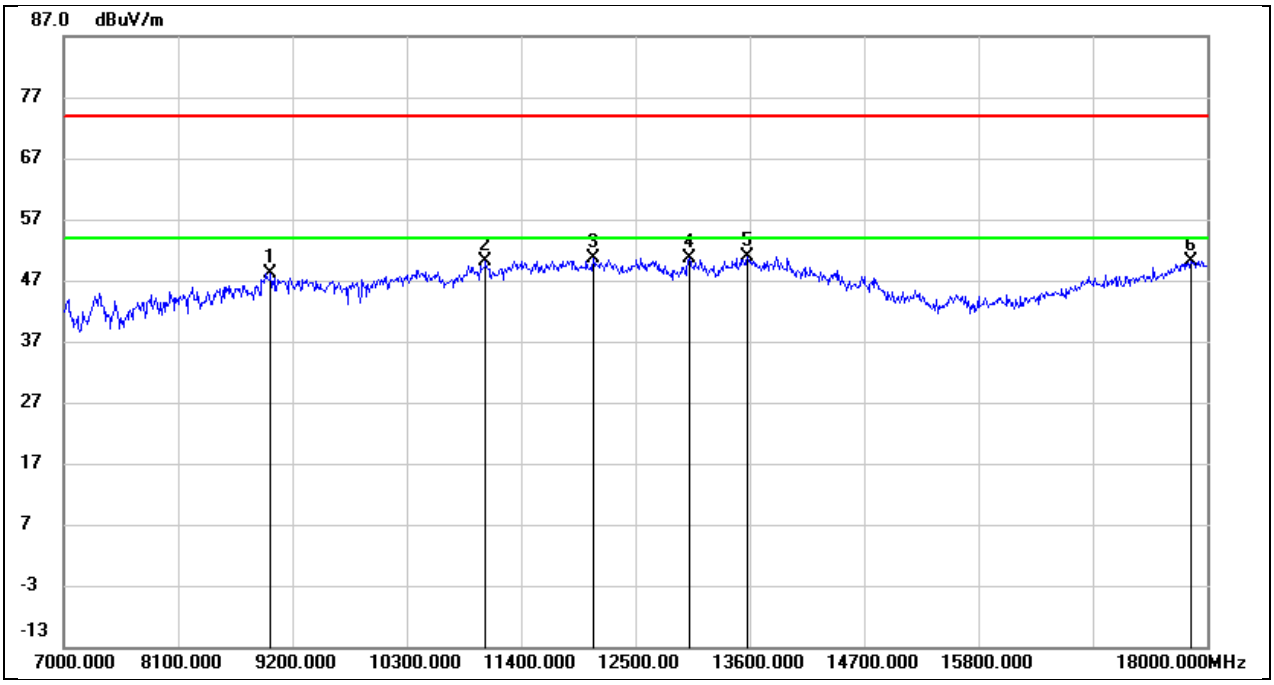

No.	Frequency (MHz)	Reading (dBuV)	Correct (dB/m)	Result (dBuV/m)	Limit (dBuV/m)	Margin (dB)	Remark
1	8991.000	36.42	11.73	48.15	74.00	-25.85	peak
2	11059.000	35.07	15.02	50.09	74.00	-23.91	peak
3	12093.000	31.97	18.59	50.56	74.00	-23.44	peak
4	13017.000	31.55	19.18	50.73	74.00	-23.27	peak
5	13578.000	29.51	21.42	50.93	74.00	-23.07	peak
6	17846.000	23.87	26.32	50.19	74.00	-23.81	peak

This report shall not be reproduced except in full, without the written approval of UL Verification Services (Guangzhou) Co., Ltd, Song Shan Lake Branch.

Test Mode:	802.11ax HE40	Frequency(MHz):	5755
Polarity:	Horizontal	Test Voltage:	DC 7.2 V

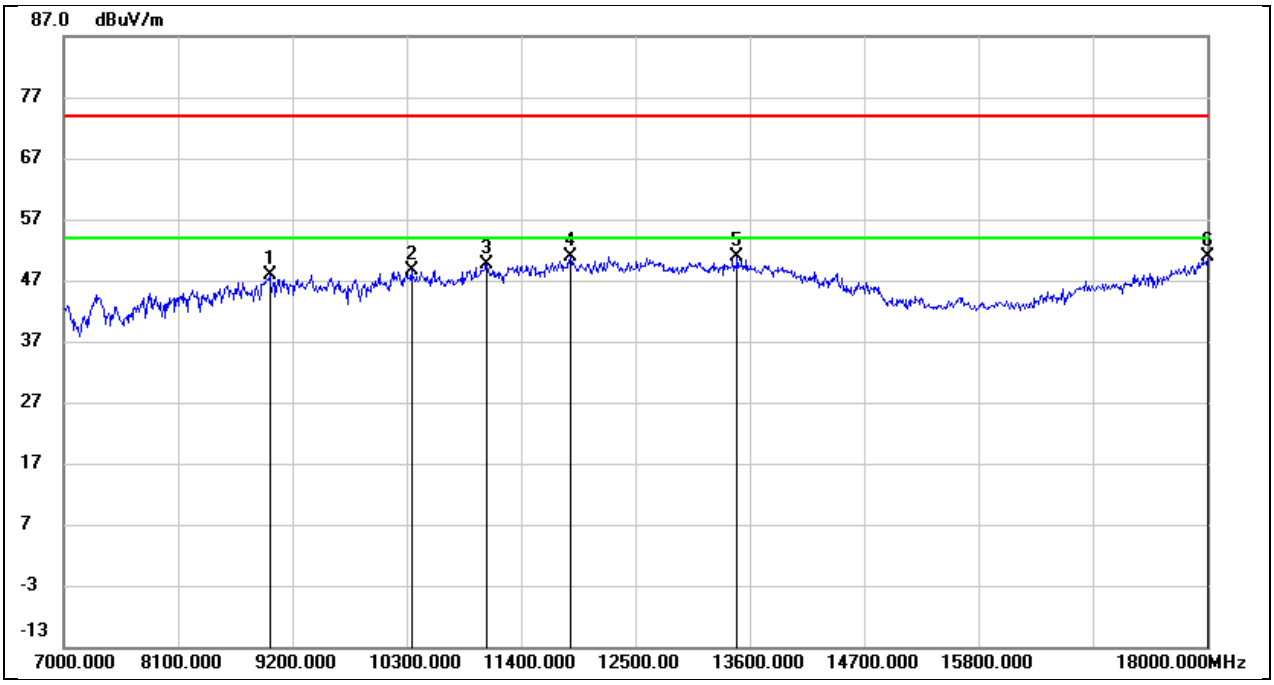

No.	Frequency (MHz)	Reading (dBuV)	Correct (dB/m)	Result (dBuV/m)	Limit (dBuV/m)	Margin (dB)	Remark
1	8980.000	36.25	11.57	47.82	74.00	-26.18	peak
2	10344.000	35.68	12.98	48.66	74.00	-25.34	peak
3	11070.000	34.65	15.04	49.69	74.00	-24.31	peak
4	11873.000	33.04	17.94	50.98	74.00	-23.02	peak
5	13479.000	29.53	21.34	50.87	74.00	-23.13	peak
6	18000.000	23.98	26.97	50.95	74.00	-23.05	peak

This report shall not be reproduced except in full, without the written approval of UL Verification Services (Guangzhou) Co., Ltd, Song Shan Lake Branch.

Test Mode:	802.11ax HE40	Frequency(MHz):	5755
Polarity:	Vertical	Test Voltage:	DC 7.2 V

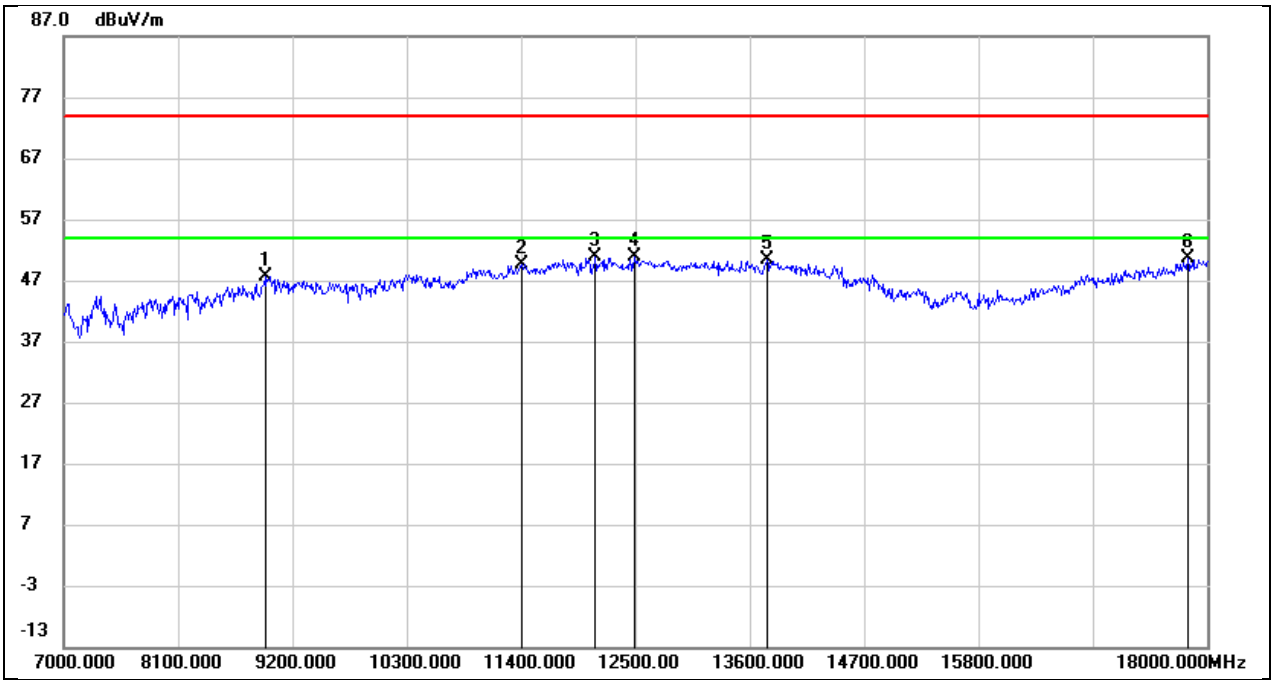

No.	Frequency (MHz)	Reading (dBuV)	Correct (dB/m)	Result (dBuV/m)	Limit (dBuV/m)	Margin (dB)	Remark
1	8936.000	36.64	10.91	47.55	74.00	-26.45	peak
2	11411.000	33.09	16.60	49.69	74.00	-24.31	peak
3	12115.000	32.20	18.59	50.79	74.00	-23.21	peak
4	12489.000	32.21	18.61	50.82	74.00	-23.18	peak
5	13765.000	28.12	22.24	50.36	74.00	-23.64	peak
6	17813.000	24.35	26.18	50.53	74.00	-23.47	peak

This report shall not be reproduced except in full, without the written approval of UL Verification Services (Guangzhou) Co., Ltd, Song Shan Lake Branch.

Test Mode:	802.11ax HE40	Frequency(MHz):	5795
Polarity:	Horizontal	Test Voltage:	DC 7.2 V

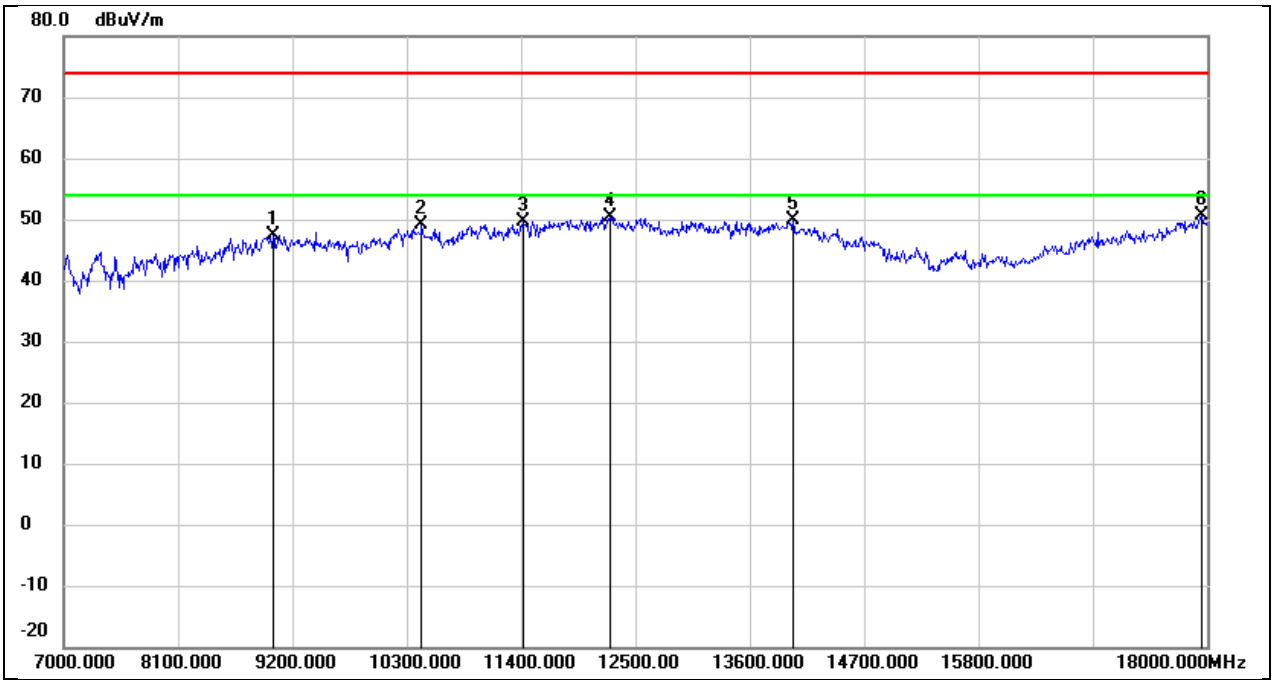

No.	Frequency (MHz)	Reading (dBuV)	Correct (dB/m)	Result (dBuV/m)	Limit (dBuV/m)	Margin (dB)	Remark
1	9013.000	35.68	11.75	47.43	74.00	-26.57	peak
2	10443.000	35.73	13.35	49.08	74.00	-24.92	peak
3	11422.000	33.07	16.64	49.71	74.00	-24.29	peak
4	12258.000	31.80	18.70	50.50	74.00	-23.50	peak
5	14018.000	27.35	22.49	49.84	74.00	-24.16	peak
6	17945.000	23.85	26.74	50.59	74.00	-23.41	peak

This report shall not be reproduced except in full, without the written approval of UL Verification Services (Guangzhou) Co., Ltd, Song Shan Lake Branch.

Test Mode:	802.11ax HE40	Frequency(MHz):	5795
Polarity:	Vertical	Test Voltage:	DC 7.2 V

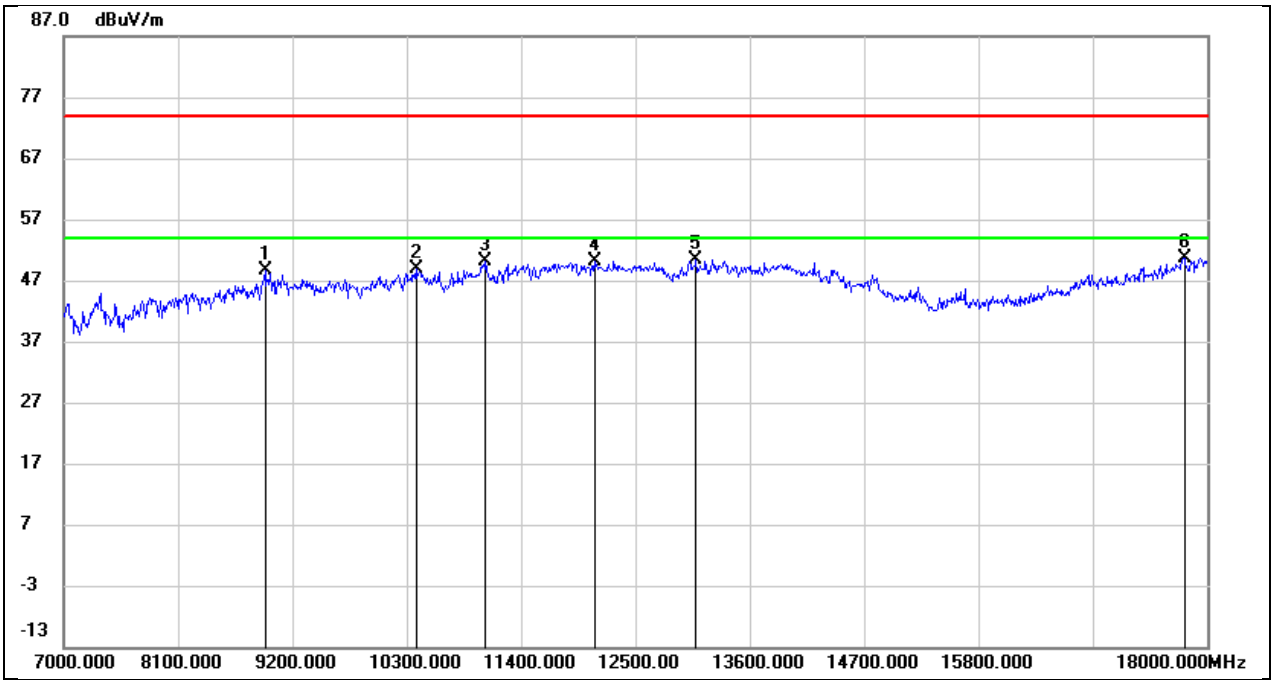

No.	Frequency (MHz)	Reading (dBuV)	Correct (dB/m)	Result (dBuV/m)	Limit (dBuV/m)	Margin (dB)	Remark
1	8936.000	37.81	10.91	48.72	74.00	-25.28	peak
2	10388.000	35.65	13.18	48.83	74.00	-25.17	peak
3	11059.000	35.02	15.02	50.04	74.00	-23.96	peak
4	12104.000	31.45	18.59	50.04	74.00	-23.96	peak
5	13083.000	30.89	19.48	50.37	74.00	-23.63	peak
6	17780.000	24.84	25.89	50.73	74.00	-23.27	peak

This report shall not be reproduced except in full, without the written approval of UL Verification Services (Guangzhou) Co., Ltd, Song Shan Lake Branch.

Test Mode:	802.11ax HE80	Frequency(MHz):	5210
Polarity:	Horizontal	Test Voltage:	DC 7.2 V

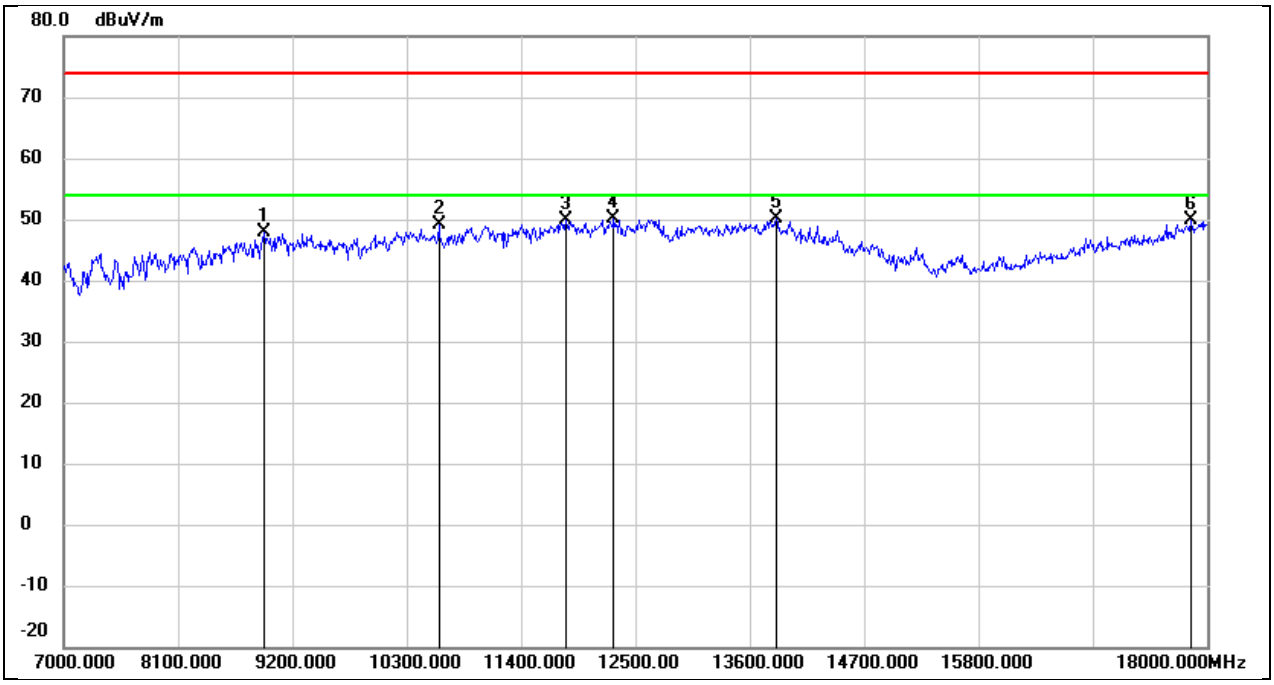

No.	Frequency (MHz)	Reading (dBuV)	Correct (dB/m)	Result (dBuV/m)	Limit (dBuV/m)	Margin (dB)	Remark
1	8925.000	37.22	10.75	47.97	74.00	-26.03	peak
2	10608.000	35.29	13.77	49.06	74.00	-24.94	peak
3	11829.000	32.18	17.71	49.89	74.00	-24.11	peak
4	12291.000	31.24	18.77	50.01	74.00	-23.99	peak
5	13853.000	27.71	22.46	50.17	74.00	-23.83	peak
6	17846.000	23.51	26.32	49.83	74.00	-24.17	peak

This report shall not be reproduced except in full, without the written approval of UL Verification Services (Guangzhou) Co., Ltd, Song Shan Lake Branch.

Test Mode:	802.11ax HE80	Frequency(MHz):	5210
Polarity:	Vertical	Test Voltage:	DC 7.2 V

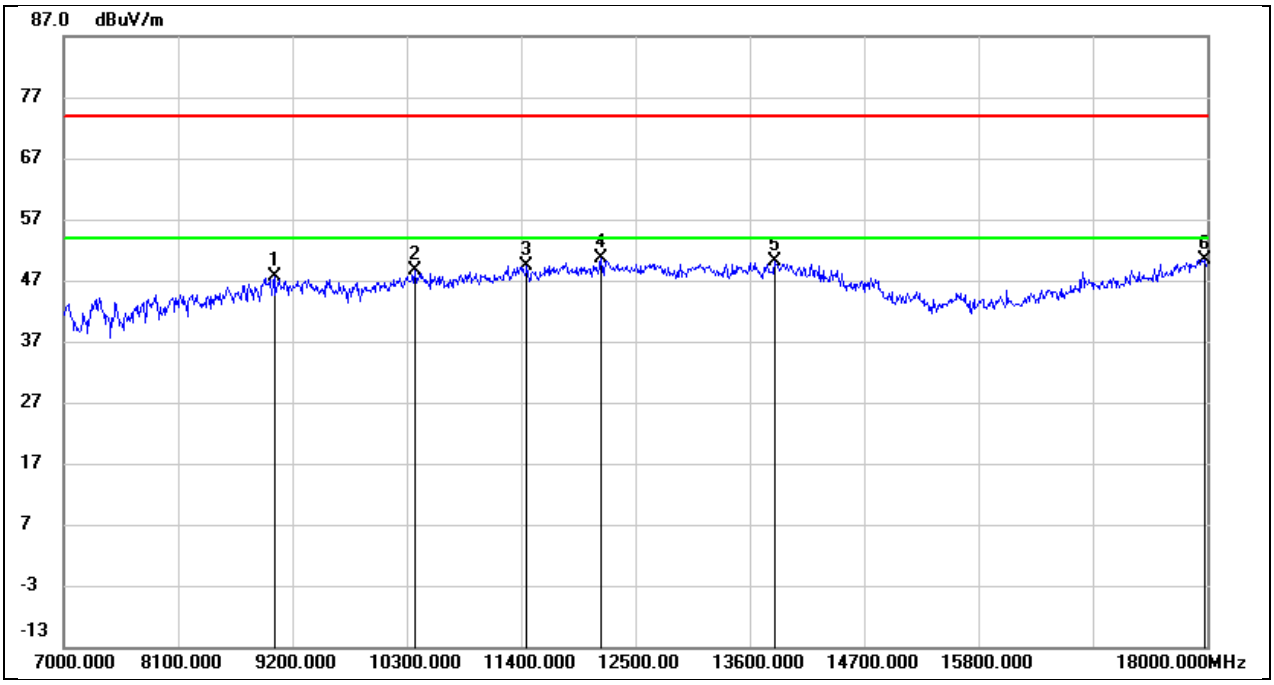

No.	Frequency (MHz)	Reading (dBuV)	Correct (dB/m)	Result (dBuV/m)	Limit (dBuV/m)	Margin (dB)	Remark
1	9024.000	35.96	11.65	47.61	74.00	-26.39	peak
2	10377.000	35.46	13.13	48.59	74.00	-25.41	peak
3	11455.000	32.65	16.74	49.39	74.00	-24.61	peak
4	12170.000	32.03	18.58	50.61	74.00	-23.39	peak
5	13842.000	27.65	22.44	50.09	74.00	-23.91	peak
6	17978.000	23.61	26.88	50.49	74.00	-23.51	peak

This report shall not be reproduced except in full, without the written approval of UL Verification Services (Guangzhou) Co., Ltd, Song Shan Lake Branch.

Test Mode:	802.11ax HE80	Frequency(MHz):	5775
Polarity:	Horizontal	Test Voltage:	DC 7.2 V

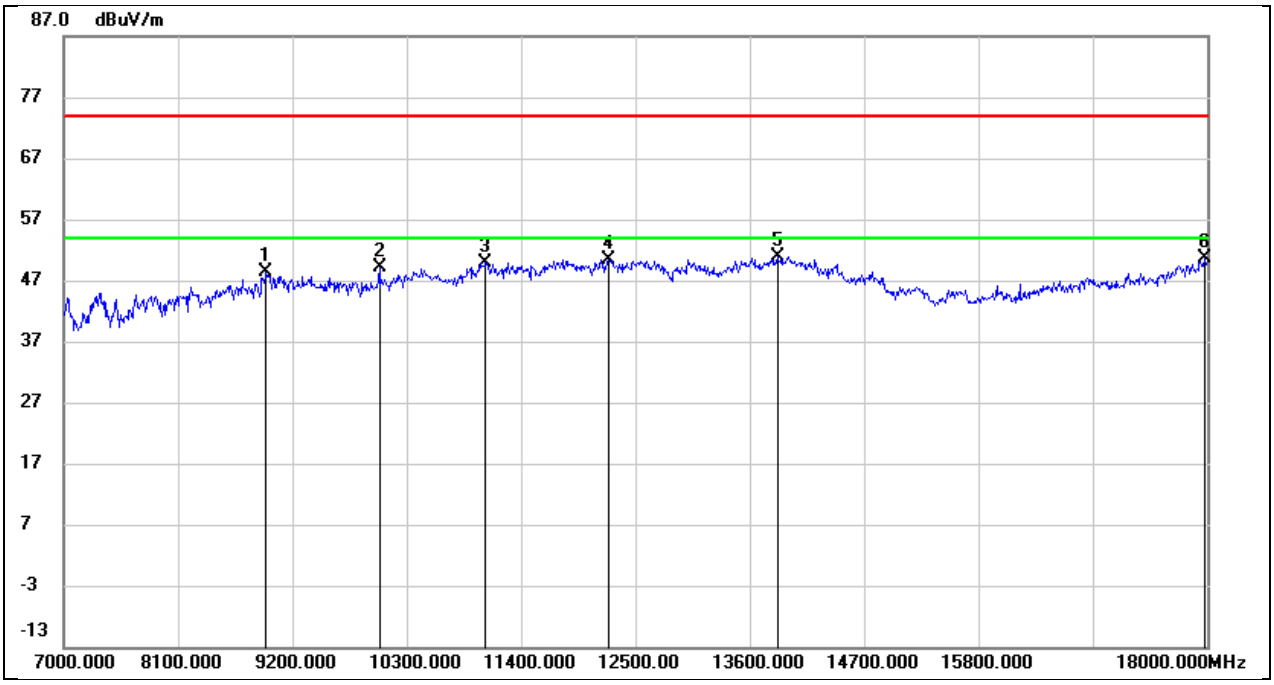

No.	Frequency (MHz)	Reading (dBuV)	Correct (dB/m)	Result (dBuV/m)	Limit (dBuV/m)	Margin (dB)	Remark
1	8947.000	37.22	11.08	48.30	74.00	-25.70	peak
2	10036.000	36.88	12.20	49.08	74.00	-24.92	peak
3	11059.000	34.87	15.02	49.89	74.00	-24.11	peak
4	12247.000	31.82	18.68	50.50	74.00	-23.50	peak
5	13864.000	28.49	22.45	50.94	74.00	-23.06	peak
6	17978.000	23.65	26.88	50.53	74.00	-23.47	peak

This report shall not be reproduced except in full, without the written approval of UL Verification Services (Guangzhou) Co., Ltd, Song Shan Lake Branch.

Test Mode:	802.11ax HE80	Frequency(MHz):	5775
Polarity:	Vertical	Test Voltage:	DC 7.2 V

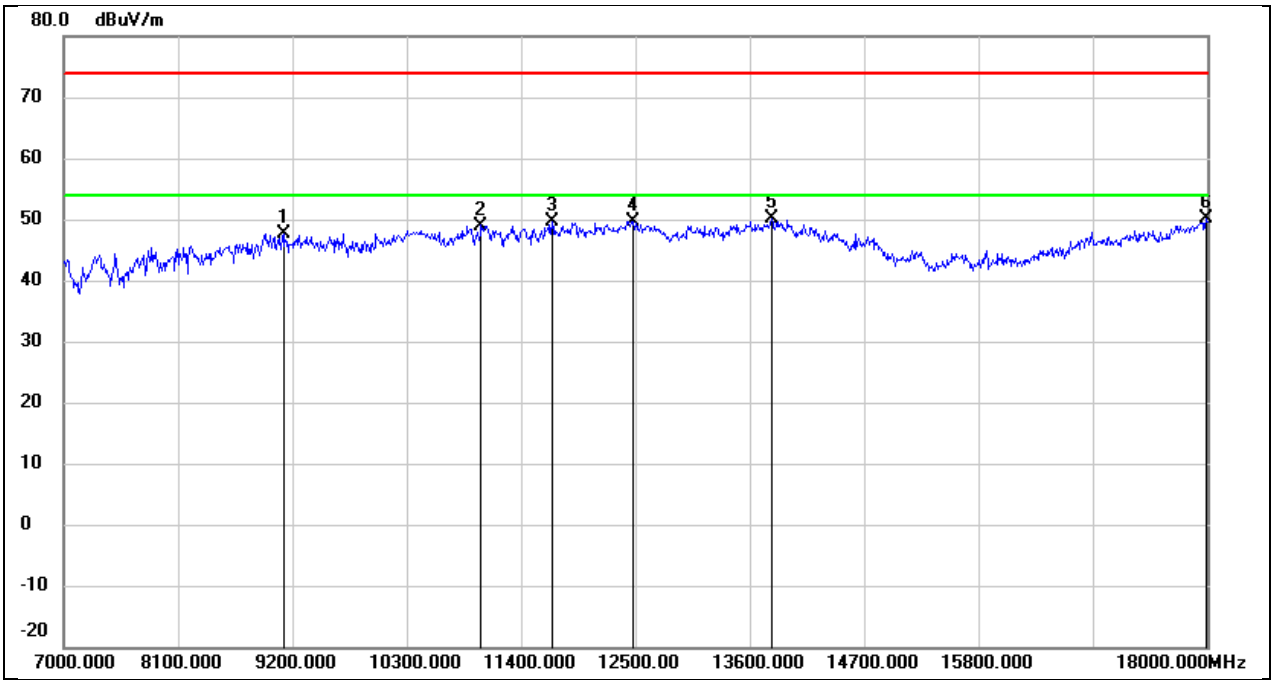

No.	Frequency (MHz)	Reading (dBuV)	Correct (dB/m)	Result (dBuV/m)	Limit (dBuV/m)	Margin (dB)	Remark
1	9112.000	36.88	10.85	47.73	74.00	-26.27	peak
2	11015.000	34.07	14.93	49.00	74.00	-25.00	peak
3	11697.000	32.37	17.29	49.66	74.00	-24.34	peak
4	12478.000	31.04	18.65	49.69	74.00	-24.31	peak
5	13809.000	27.67	22.43	50.10	74.00	-23.90	peak
6	17989.000	23.23	26.92	50.15	74.00	-23.85	peak

This report shall not be reproduced except in full, without the written approval of UL Verification Services (Guangzhou) Co., Ltd, Song Shan Lake Branch.

8.4. SPURIOUS EMISSIONS(9 KHZ~30 MHZ)

Test Mode:	802.11a20	Frequency(MHz):	5745
Polarity:	Horizontal	Test Voltage:	DC 7.2 V

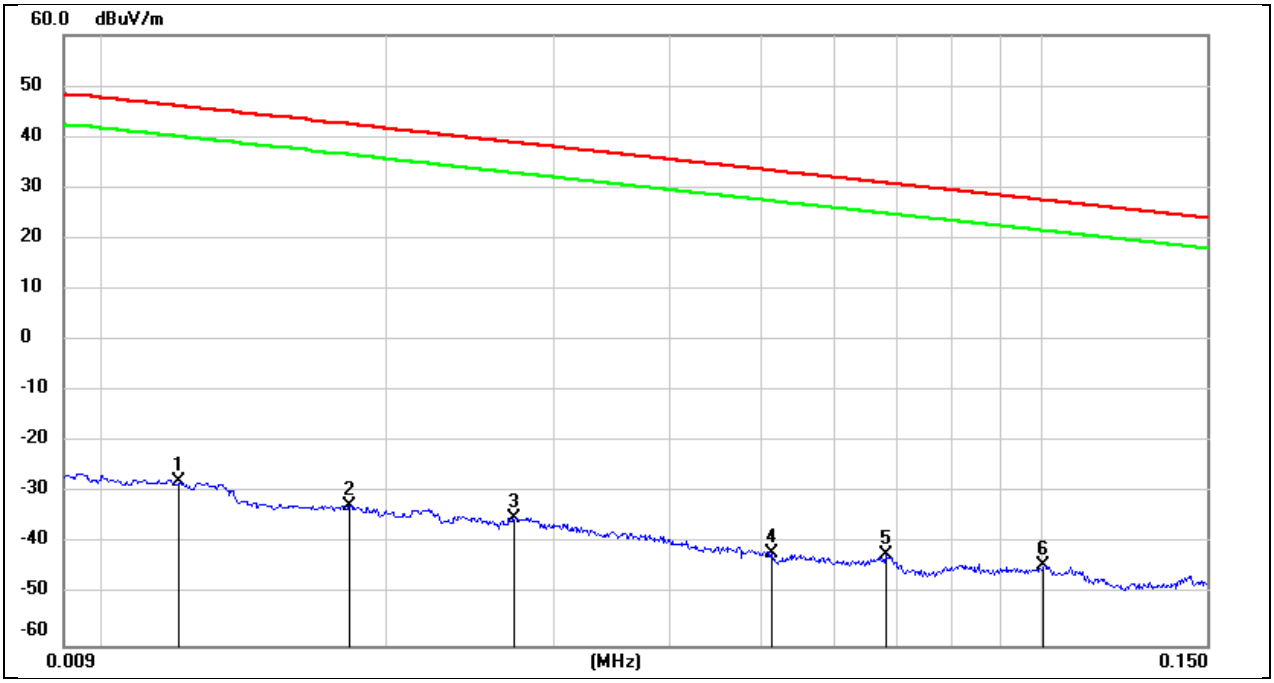

No.	Frequency (MHz)	Reading (dBuV)	Correct (dB/m)	FCC Result (dBuV/m)	FCC Limit (dBuV/m)	Margin (dB)	Remark
1	0.0120	73.66	-101.39	-27.73	46.02	-73.75	peak
2	0.0182	68.85	-101.36	-32.51	42.40	-74.91	peak
3	0.0273	66.49	-101.38	-34.89	38.88	-73.77	peak
4	0.0514	59.68	-101.48	-41.80	33.38	-75.18	peak
5	0.0680	59.54	-101.56	-42.02	30.95	-72.97	peak
6	0.1005	57.56	-101.80	-44.24	27.56	-71.80	peak

This report shall not be reproduced except in full, without the written approval of UL Verification Services (Guangzhou) Co., Ltd, Song Shan Lake Branch.

Test Mode:	802.11a20	Frequency(MHz):	5745
Polarity:	Horizontal	Test Voltage:	DC 7.2 V

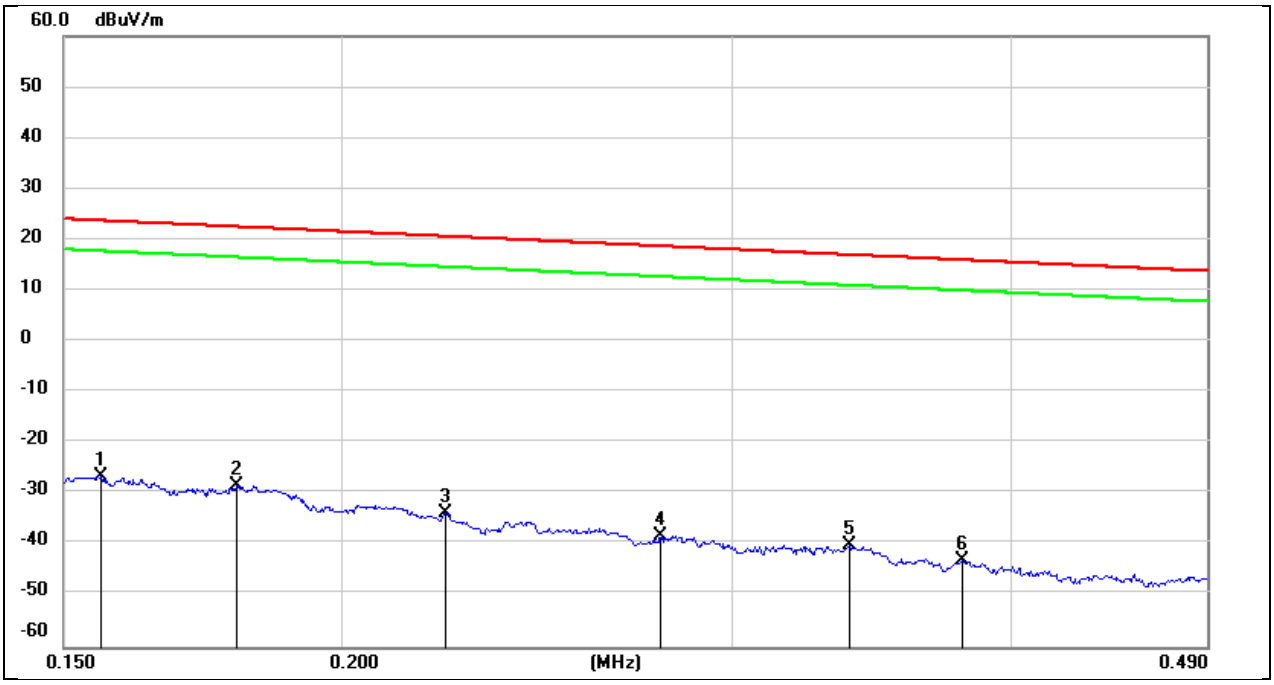

No.	Frequency (MHz)	Reading (dBuV)	Correct (dB/m)	FCC Result (dBuV/m)	FCC Limit (dBuV/m)	Margin (dB)	Remark
1	0.1559	75.15	-101.65	-26.50	23.74	-50.24	peak
2	0.1794	73.27	-101.68	-28.41	22.53	-50.94	peak
3	0.2227	68.15	-101.75	-33.60	20.65	-54.25	peak
4	0.2785	63.71	-101.83	-38.12	18.70	-56.82	peak
5	0.3382	61.73	-101.90	-40.17	17.02	-57.19	peak
6	0.3805	58.99	-101.94	-42.95	15.99	-58.94	peak

This report shall not be reproduced except in full, without the written approval of UL Verification Services (Guangzhou) Co., Ltd, Song Shan Lake Branch.

Test Mode:	802.11a20	Frequency(MHz):	5745
Polarity:	Horizontal	Test Voltage:	DC 7.2 V

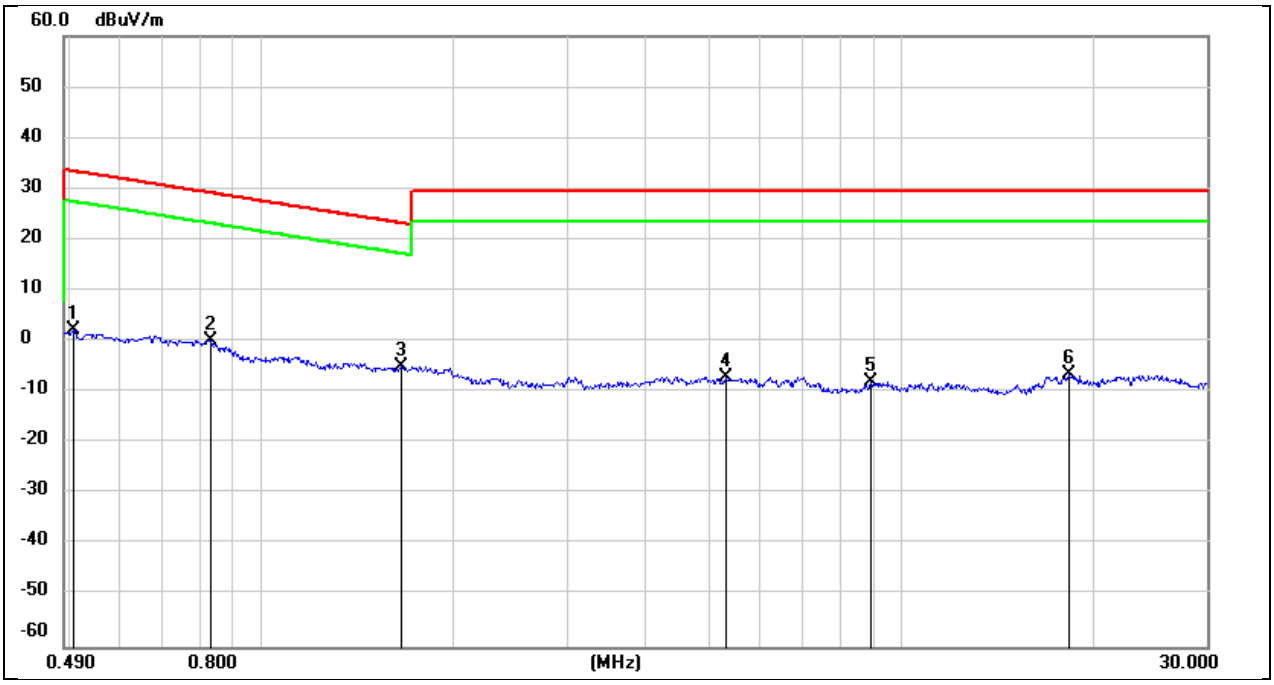

No.	Frequency (MHz)	Reading (dBuV)	Correct (dB/m)	FCC Result (dBuV/m)	FCC Limit (dBuV/m)	Margin (dB)	Remark
1	0.5080	64.35	-62.07	2.28	33.49	-31.21	peak
2	0.8296	62.44	-62.17	0.27	29.23	-28.96	peak
3	1.6491	57.05	-61.98	-4.93	23.26	-28.19	peak
4	5.3067	54.34	-61.44	-7.10	29.54	-36.64	peak
5	8.9594	52.92	-60.94	-8.02	29.54	-37.56	peak
6	18.2545	54.43	-60.90	-6.47	29.54	-36.01	peak

This report shall not be reproduced except in full, without the written approval of UL Verification Services (Guangzhou) Co., Ltd, Song Shan Lake Branch.

8.5. SPURIOUS EMISSIONS(18 GHZ~26 GHZ)

Test Mode:	802.11a 20	Frequency(MHz):	5745
Polarity:	Horizontal	Test Voltage:	DC 7.2 V

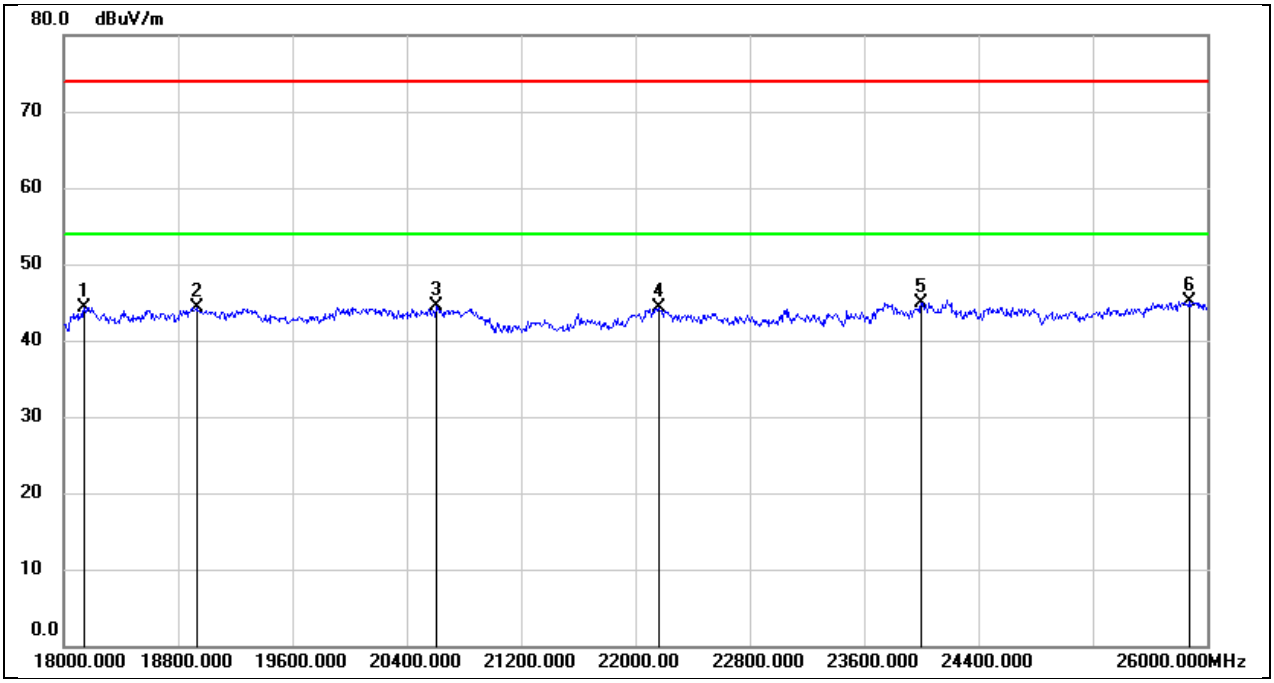

No.	Frequency (MHz)	Reading (dBuV)	Correct (dB/m)	Result (dBuV/m)	Limit (dBuV/m)	Margin (dB)	Remark
1	18144.000	49.77	-5.48	44.29	74.00	-29.71	peak
2	18928.000	49.64	-5.27	44.37	74.00	-29.63	peak
3	20608.000	49.76	-5.25	44.51	74.00	-29.49	peak
4	22160.000	48.58	-4.31	44.27	74.00	-29.73	peak
5	24000.000	47.71	-2.75	44.96	74.00	-29.04	peak
6	25872.000	45.95	-0.83	45.12	74.00	-28.88	peak

This report shall not be reproduced except in full, without the written approval of UL Verification Services (Guangzhou) Co., Ltd, Song Shan Lake Branch.

Test Mode:	802.11a 20	Frequency(MHz):	5745
Polarity:	Vertical	Test Voltage:	DC 7.2 V

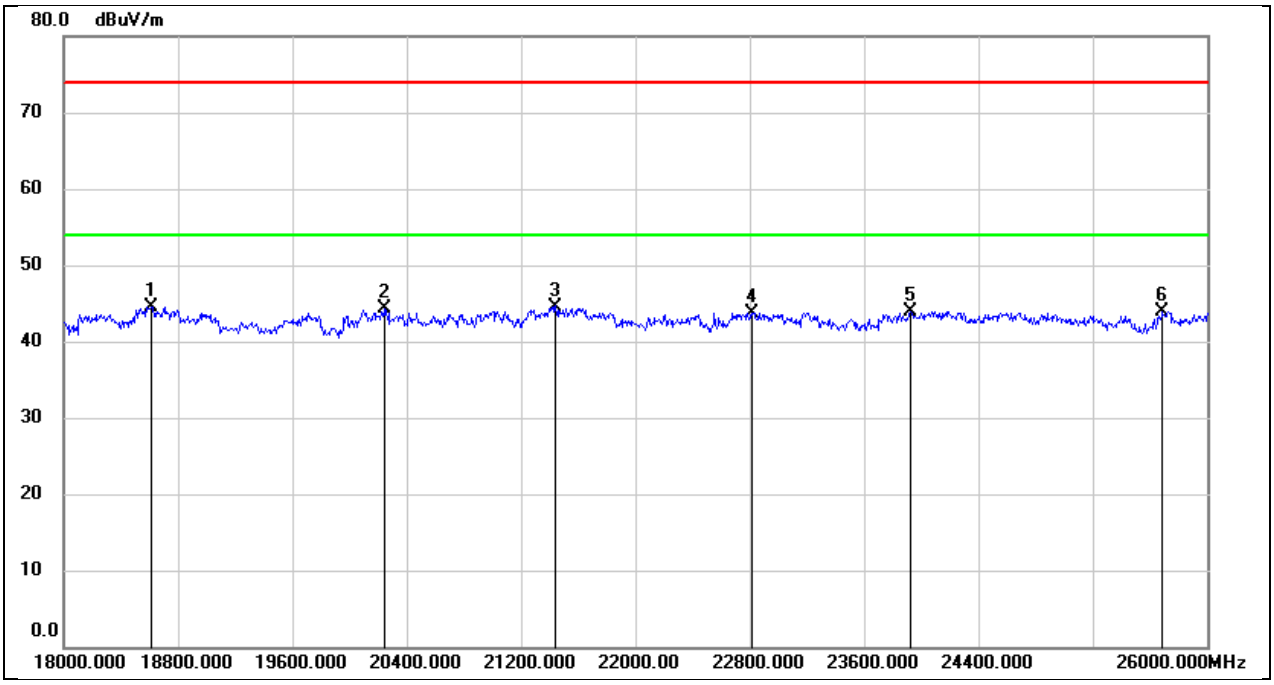

No.	Frequency (MHz)	Reading (dBuV)	Correct (dB/m)	Result (dBuV/m)	Limit (dBuV/m)	Margin (dB)	Remark
1	18616.000	49.89	-5.34	44.55	74.00	-29.45	peak
2	20240.000	49.82	-5.61	44.21	74.00	-29.79	peak
3	21440.000	49.31	-4.71	44.60	74.00	-29.40	peak
4	22816.000	47.43	-3.63	43.80	74.00	-30.20	peak
5	23928.000	46.78	-2.88	43.90	74.00	-30.10	peak
6	25688.000	44.81	-0.90	43.91	74.00	-30.09	peak

This report shall not be reproduced except in full, without the written approval of UL Verification Services (Guangzhou) Co., Ltd, Song Shan Lake Branch.

8.6. SPURIOUS EMISSIONS(26 GHZ~40 GHZ)

Test Mode:	802.11a 20	Frequency(MHz):	5745
Polarity:	Horizontal	Test Voltage:	DC 7.2 V

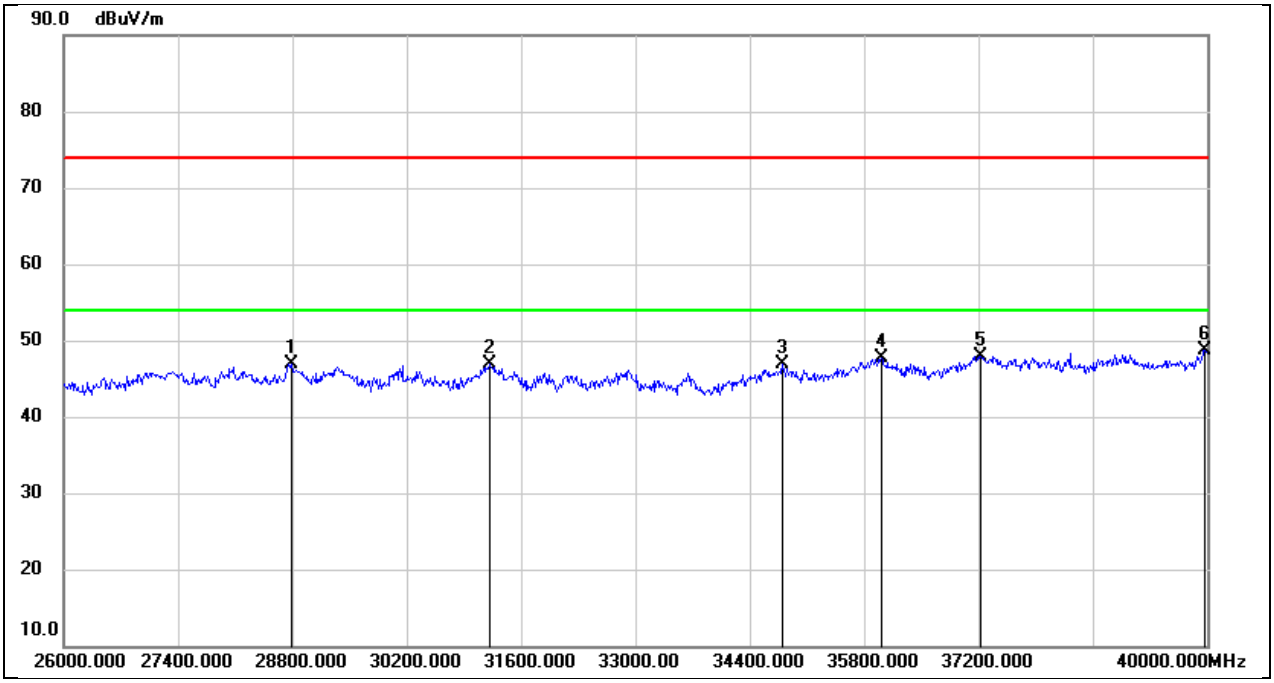

No.	Frequency (MHz)	Reading (dBuV)	Correct (dB/m)	Result (dBuV/m)	Limit (dBuV/m)	Margin (dB)	Remark
1	28786.000	47.49	-0.64	46.85	74.00	-27.15	peak
2	31222.000	47.81	-0.81	47.00	74.00	-27.00	peak
3	34792.000	45.31	1.51	46.82	74.00	-27.18	peak
4	36010.000	43.71	4.01	47.72	74.00	-26.28	peak
5	37228.000	44.73	3.14	47.87	74.00	-26.13	peak
6	39972.000	43.58	5.13	48.71	74.00	-25.29	peak

This report shall not be reproduced except in full, without the written approval of UL Verification Services (Guangzhou) Co., Ltd, Song Shan Lake Branch.

Test Mode:	802.11a 20	Frequency(MHz):	5745
Polarity:	Vertical	Test Voltage:	DC 7.2 V

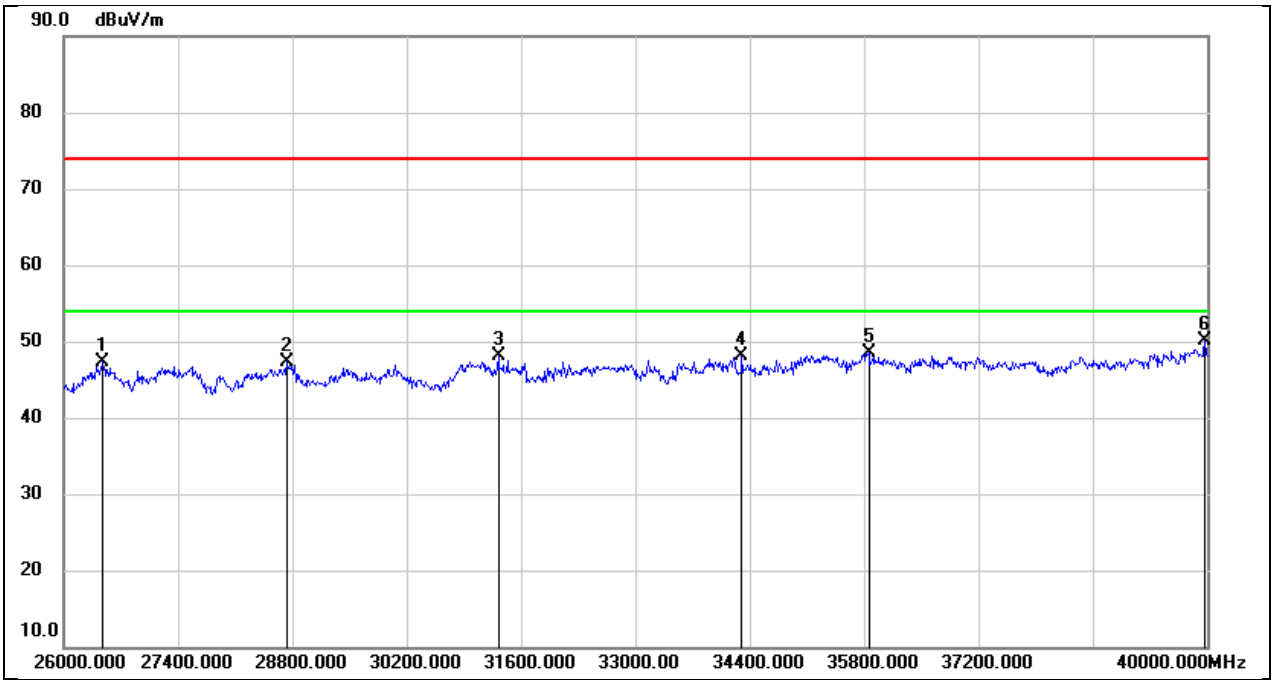

No.	Frequency (MHz)	Reading (dBuV)	Correct (dB/m)	Result (dBuV/m)	Limit (dBuV/m)	Margin (dB)	Remark
1	26476.000	52.03	-4.78	47.25	74.00	-26.75	peak
2	28730.000	48.01	-0.69	47.32	74.00	-26.68	peak
3	31320.000	49.11	-0.93	48.18	74.00	-25.82	peak
4	34302.000	46.95	1.10	48.05	74.00	-25.95	peak
5	35856.000	44.75	3.73	48.48	74.00	-25.52	peak
6	39972.000	44.95	5.13	50.08	74.00	-23.92	peak

This report shall not be reproduced except in full, without the written approval of UL Verification Services (Guangzhou) Co., Ltd, Song Shan Lake Branch.

8.7. SPURIOUS EMISSIONS(30 MHZ~1 GHZ)

Test Mode:	802.11a 20	Frequency(MHz):	5745
Polarity:	Horizontal	Test Voltage:	DC 7.2 V

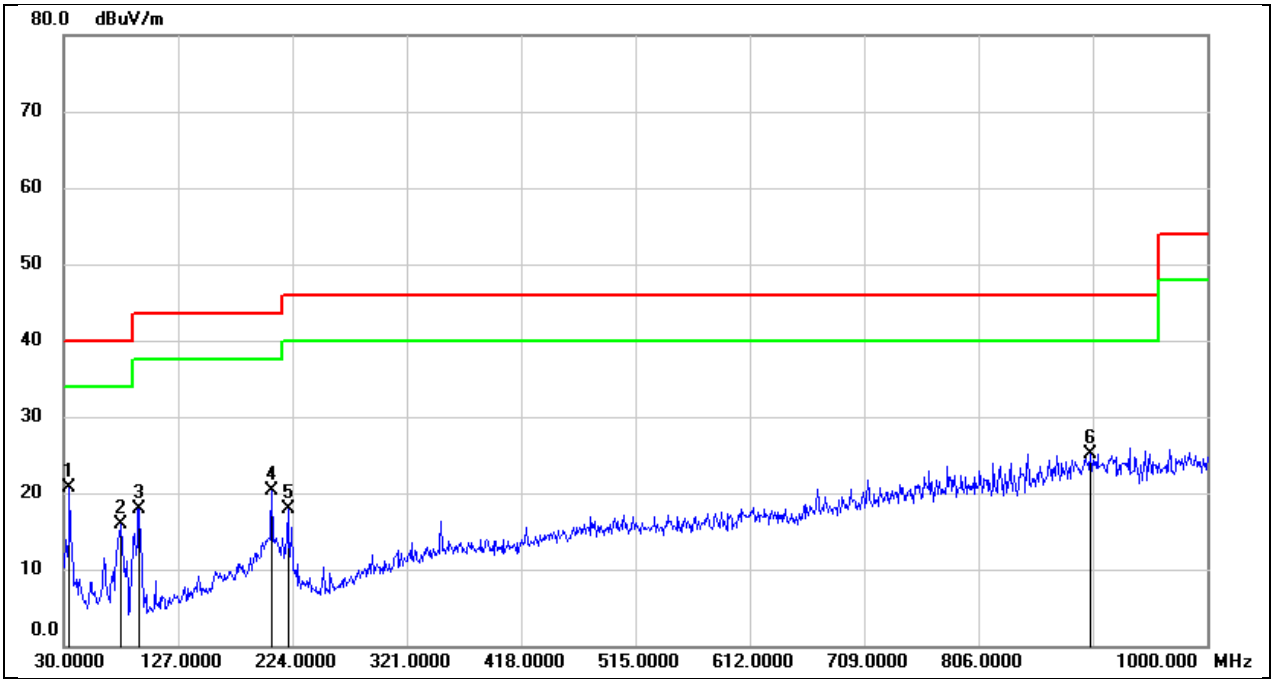

No.	Frequency (MHz)	Reading (dBuV)	Correct (dB/m)	Result (dBuV/m)	Limit (dBuV/m)	Margin (dB)	Remark
1	34.8500	34.78	-14.14	20.64	40.00	-19.36	QP
2	78.5000	32.00	-16.19	15.81	40.00	-24.19	QP
3	94.0199	34.86	-16.95	17.91	43.50	-25.59	QP
4	206.5399	32.68	-12.41	20.27	43.50	-23.23	QP
5	220.1200	31.02	-13.11	17.91	46.00	-28.09	QP
6	901.0600	26.48	-1.34	25.14	46.00	-20.86	QP

This report shall not be reproduced except in full, without the written approval of UL Verification Services (Guangzhou) Co., Ltd, Song Shan Lake Branch.

Test Mode:	802.11a 20	Frequency(MHz):	5745
Polarity:	Vertical	Test Voltage:	DC 7.2 V

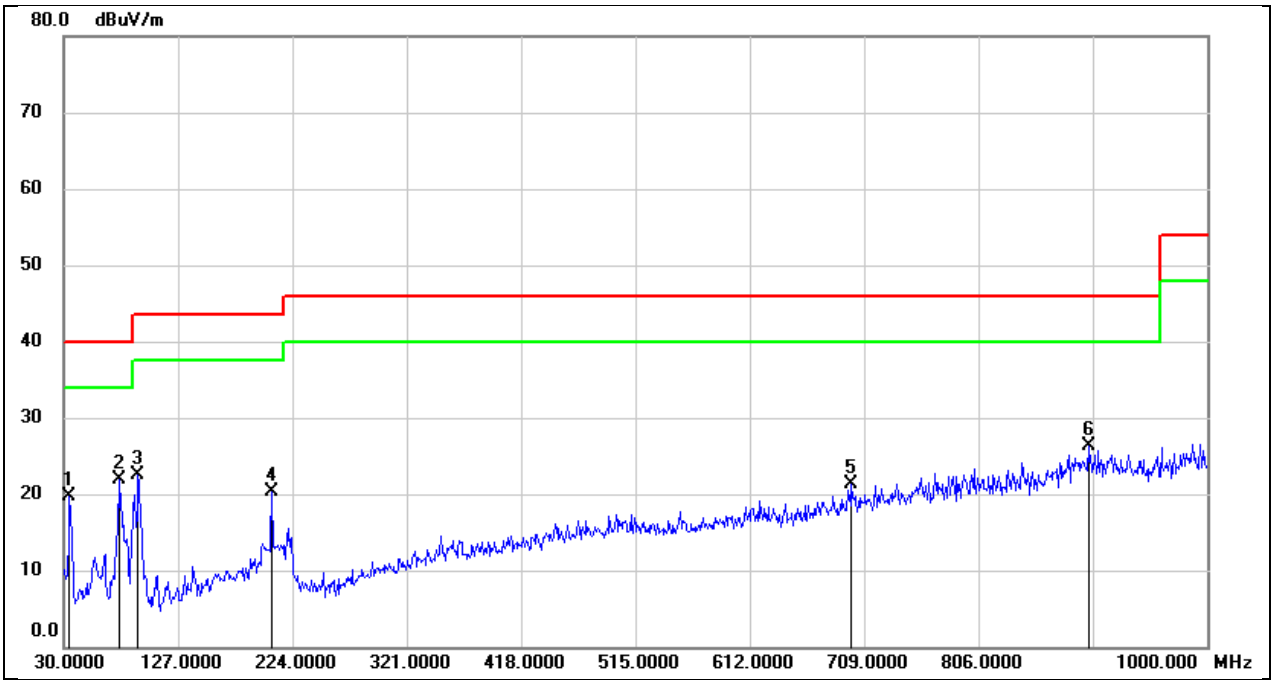

No.	Frequency (MHz)	Reading (dBuV)	Correct (dB/m)	Result (dBuV/m)	Limit (dBuV/m)	Margin (dB)	Remark
1	34.8500	33.80	-14.14	19.66	40.00	-20.34	QP
2	76.5600	37.92	-16.03	21.89	40.00	-18.11	QP
3	93.0500	39.56	-17.01	22.55	43.50	-20.95	QP
4	206.5399	32.63	-12.41	20.22	43.50	-23.28	QP
5	698.3300	25.94	-4.58	21.36	46.00	-24.64	QP
6	899.1200	27.61	-1.36	26.25	46.00	-19.75	QP

This report shall not be reproduced except in full, without the written approval of UL Verification Services (Guangzhou) Co., Ltd, Song Shan Lake Branch.

9. AC POWER LINE CONDUCTED EMISSION

LIMITS

Please refer to CFR 47 FCC §15.207 (a)

FREQUENCY (MHz)	Quasi-peak	Average
0.15 -0.5	66 - 56 *	56 - 46 *
0.50 -5.0	56.00	46.00
5.0 -30.0	60.00	50.00

*Decreases with the logarithm of the frequency.

TEST PROCEDURE

Refer to ANSI C63.10-2013 clause 6.2.

The EUT is put on a table of non-conducting material that is 80 cm high. The vertical conducting wall of shielding is located 40 cm to the rear of the EUT. The power line of the EUT is connected to the AC mains through a Artificial Mains Network (A.M.N.). A EMI Measurement Receiver (R&S Test Receiver ESR3) is used to test the emissions from both sides of AC line. According to the requirements in Section 6.2 of ANSI C63.10-2013.Conducted emissions from the EUT measured in the frequency range between 0.15 MHz and 30 MHz using CISPR Quasi-Peak and average detector mode. The bandwidth of EMI test receiver is set at 9 kHz.

The arrangement of the equipment is installed to meet the standards and operating in a manner, which tends to maximize its emission characteristics in a normal application.

TEST SETUP

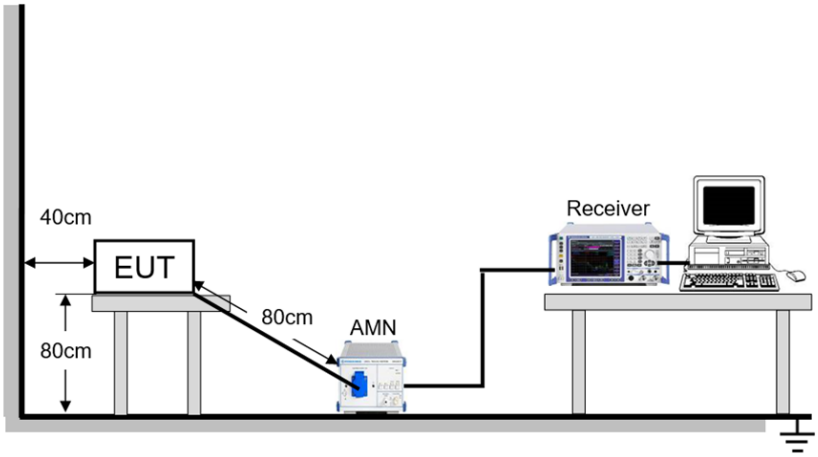

This report shall not be reproduced except in full, without the written approval of UL Verification Services (Guangzhou) Co., Ltd, Song Shan Lake Branch.

TEST ENVIRONMENT

Temperature	25.3℃	Relative Humidity	61.3%
Atmosphere Pressure	101kPa	Test Voltage	AC 120 V, 60 Hz

TEST DATE / ENGINEER

Test Date	June 22, 2024	Test By	Denny Huang

This report shall not be reproduced except in full, without the written approval of UL Verification Services (Guangzhou) Co., Ltd, Song Shan Lake Branch.

TEST RESULTS

Test Mode:	802.11a 20	Frequency(MHz):	5745
Line:	Line		

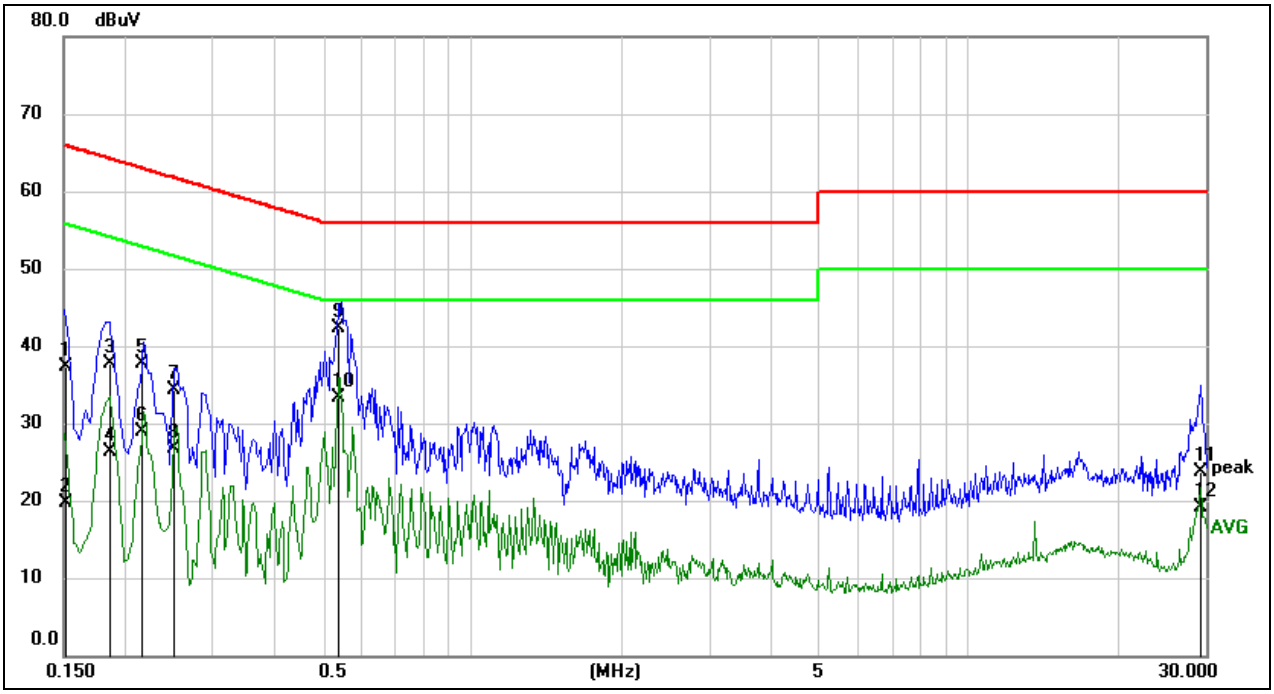

No.	Frequency (MHz)	Reading (dBuV)	Correct (dB)	Result (dBuV)	Limit (dBuV)	Margin (dB)	Remark
1	0.1519	26.87	10.34	37.21	65.90	-28.69	QP
2	0.1519	9.36	10.34	19.70	55.90	-36.20	AVG
3	0.1855	27.48	10.27	37.75	64.24	-26.49	QP
4	0.1855	16.03	10.27	26.30	54.24	-27.94	AVG
5	0.2159	27.38	10.24	37.62	62.98	-25.36	QP
6	0.2159	18.68	10.24	28.92	52.98	-24.06	AVG
7	0.2508	24.06	10.24	34.30	61.73	-27.43	QP
8	0.2508	16.39	10.24	26.63	51.73	-25.10	AVG
9	0.5394	32.02	10.24	42.26	56.00	-13.74	QP
10	0.5394	23.08	10.24	33.32	46.00	-12.68	AVG
11	29.2347	12.81	10.84	23.65	60.00	-36.35	QP
12	29.2347	8.27	10.84	19.11	50.00	-30.89	AVG

Note:
1. Result = Reading + Correct Factor.
2. If QP Result complies with AV limit, AV Result is deemed to comply with AV limit.
3. Test setup: RBW: 200 Hz (9 kHz ~ 150 kHz), 9 kHz (150 kHz ~ 30 MHz).
4. Step size: 80 Hz (0.009 MHz ~ 0.15 MHz), 4 kHz (0.15 MHz ~ 30 MHz), Scan time: auto.

Note: All the modes have been tested, only the worst data was recorded in the report.

This report shall not be reproduced except in full, without the written approval of UL Verification Services (Guangzhou) Co., Ltd, Song Shan Lake Branch.

Test Mode:	802.11a 20	Frequency(MHz):	5745
Line:	Neutral		

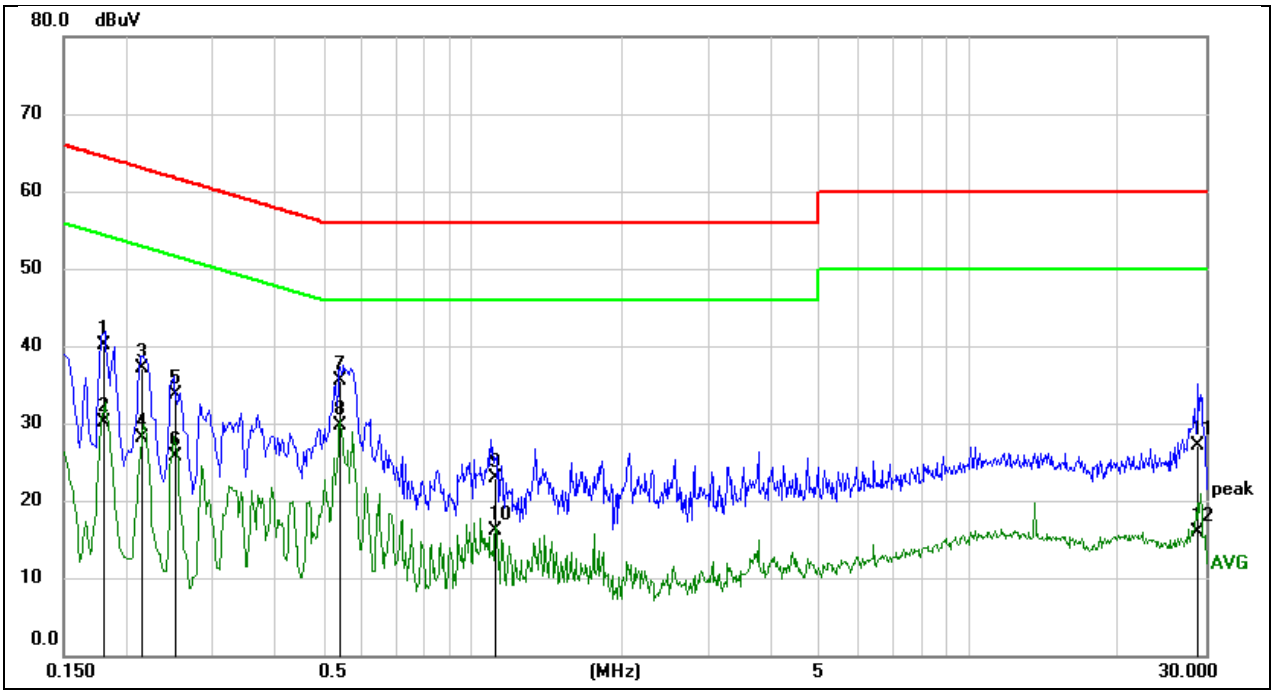

No.	Frequency (MHz)	Reading (dBuV)	Correct (dB)	Result (dBuV)	Limit (dBuV)	Margin (dB)	Remark
1	0.1797	29.90	10.18	40.08	64.50	-24.42	QP
2	0.1797	19.87	10.18	30.05	54.50	-24.45	AVG
3	0.2158	26.91	10.13	37.04	62.98	-25.94	QP
4	0.2158	18.00	10.13	28.13	52.98	-24.85	AVG
5	0.2521	23.54	10.12	33.66	61.69	-28.03	QP
6	0.2521	15.67	10.12	25.79	51.69	-25.90	AVG
7	0.5408	25.56	10.04	35.60	56.00	-20.40	QP
8	0.5408	19.60	10.04	29.64	46.00	-16.36	AVG
9	1.1137	13.05	9.85	22.90	56.00	-33.10	QP
10	1.1137	6.31	9.85	16.16	46.00	-29.84	AVG
11	29.0205	16.04	11.12	27.16	60.00	-32.84	QP
12	29.0205	4.70	11.12	15.82	50.00	-34.18	AVG

Note:
1. Result = Reading + Correct Factor.
2. If QP Result complies with AV limit, AV Result is deemed to comply with AV limit.
3. Test setup: RBW: 200 Hz (9 kHz ~ 150 kHz), 9 kHz (150 kHz ~ 30 MHz).
4. Step size: 80 Hz (0.009 MHz ~ 0.15 MHz), 4 kHz (0.15 MHz ~ 30 MHz), Scan time: auto.

Note: All the modes have been tested, only the worst data was recorded in the report.

This report shall not be reproduced except in full, without the written approval of UL Verification Services (Guangzhou) Co., Ltd, Song Shan Lake Branch.

10. ANTENNA REQUIREMENT

REQUIREMENT

Please refer to FCC part 15.203
An intentional radiator shall be designed to ensure that no antenna other than that furnished by the responsible party shall be used with the device. The use of a permanently attached antenna or of an antenna that uses a unique coupling to the intentional radiator shall be considered sufficient to comply with the provisions of this section. The manufacturer may design the unit so that a broken antenna can be replaced by the user, but the use of a standard antenna jack or electrical connector is prohibited.

Please refer to FCC part 15.407(a)
For an indoor access point operating in the band 5.15-5.25 GHz, the maximum conducted output power over the frequency band of operation shall not exceed 1 W provided the maximum antenna gain does not exceed 6 dBi. In addition, the maximum power spectral density shall not exceed 17 dBm in any 1 megahertz band. If transmitting antennas of directional gain greater than 6 dBi are used, both the maximum conducted output power and the maximum power spectral density shall be reduced by the amount in dB that the directional gain of the antenna exceeds 6 dBi.

DESCRIPTION

Pass

This report shall not be reproduced except in full, without the written approval of UL Verification Services (Guangzhou) Co., Ltd, Song Shan Lake Branch.

11. TEST DATA

11.1. APPENDIX A: EMISSION BANDWIDTH

11.1.1. Test Result

Test Mode	Antenna	Frequency[MHz]	26db EBW [MHz]	FL[MHz]	FH[MHz]
11A	Ant2	5180	18.520	5170.880	5189.400
	Ant3	5180	18.760	5170.680	5189.440
	Ant2	5200	18.520	5190.760	5209.280
	Ant3	5200	18.520	5190.680	5209.200
	Ant2	5240	18.520	5230.920	5249.440
	Ant3	5240	18.200	5230.880	5249.080
	Ant2	5745	18.200	5736.080	5754.280
	Ant3	5745	18.760	5735.560	5754.320
	Ant2	5785	18.520	5775.680	5794.200
	Ant3	5785	18.320	5775.840	5794.160
	Ant2	5825	18.120	5816.160	5834.280
	Ant3	5825	18.440	5815.920	5834.360
11N20MIMO	Ant2	5180	19.120	5170.360	5189.480
	Ant3	5180	20.160	5169.760	5189.920
	Ant2	5200	19.880	5190.120	5210.000
	Ant3	5200	19.760	5190.000	5209.760
	Ant2	5240	19.600	5230.160	5249.760
	Ant3	5240	20.120	5230.280	5250.400
	Ant2	5745	19.360	5735.480	5754.840
	Ant3	5745	20.520	5734.560	5755.080
	Ant2	5785	20.080	5774.880	5794.960
	Ant3	5785	19.160	5775.360	5794.520
	Ant2	5825	19.600	5815.120	5834.720
	Ant3	5825	19.600	5815.280	5834.880
11N40MIMO	Ant2	5190	38.400	5170.800	5209.200
	Ant3	5190	38.400	5171.120	5209.520
	Ant2	5230	38.800	5210.560	5249.360
	Ant3	5230	39.200	5210.480	5249.680
	Ant2	5755	38.400	5735.800	5774.200
	Ant3	5755	38.560	5735.720	5774.280
	Ant2	5795	38.400	5775.800	5814.200
	Ant3	5795	38.960	5775.640	5814.600
11AC80MIMO	Ant2	5210	78.880	5170.640	5249.520
	Ant3	5210	80.320	5169.840	5250.160
	Ant2	5775	79.520	5735.800	5815.320
	Ant3	5775	79.840	5735.160	5815.000
11AX20MIMO	Ant2	5180	20.240	5169.960	5190.200
	Ant3	5180	20.000	5170.160	5190.160
	Ant2	5200	20.560	5189.680	5210.240
	Ant3	5200	19.640	5190.240	5209.880
	Ant2	5240	20.080	5229.880	5249.960
	Ant3	5240	20.000	5230.040	5250.040
	Ant2	5745	20.160	5734.800	5754.960
	Ant3	5745	20.240	5734.960	5755.200
	Ant2	5785	20.400	5774.800	5795.200
	Ant3	5785	20.720	5774.680	5795.400
	Ant2	5825	20.040	5815.040	5835.080
	Ant3	5825	20.160	5815.120	5835.280
11AX40MIMO	Ant2	5190	39.440	5170.240	5209.680
	Ant3	5190	39.440	5170.320	5209.760
	Ant2	5230	39.440	5210.240	5249.680
	Ant3	5230	39.520	5210.320	5249.840

This report shall not be reproduced except in full, without the written approval of UL Verification Services (Guangzhou) Co., Ltd, Song Shan Lake Branch.

	Ant2	5755	39.440	5735.320	5774.760
	Ant3	5755	40.000	5734.840	5774.840
	Ant2	5795	39.760	5775.320	5815.080
	Ant3	5795	39.680	5775.160	5814.840
11AX80MIMO	Ant2	5210	80.000	5170.160	5250.160
	Ant3	5210	80.000	5170.160	5250.160
	Ant2	5775	80.160	5735.000	5815.160
	Ant3	5775	80.960	5734.680	5815.640

This report shall not be reproduced except in full, without the written approval of UL Verification Services (Guangzhou) Co., Ltd, Song Shan Lake Branch.

11.1.2. Test Graphs

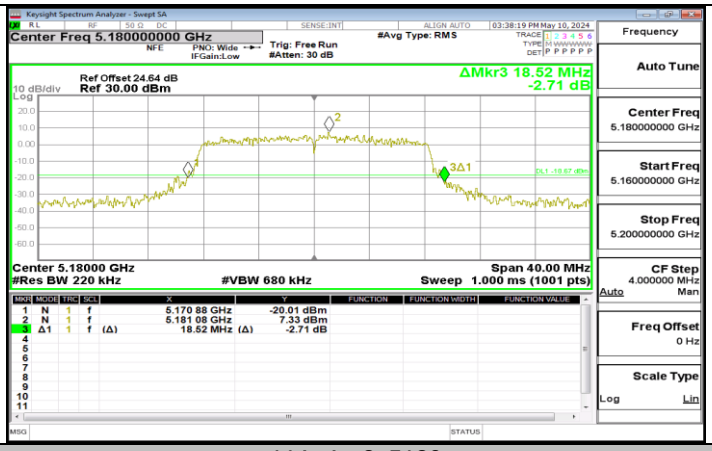

11A_Ant2_5180

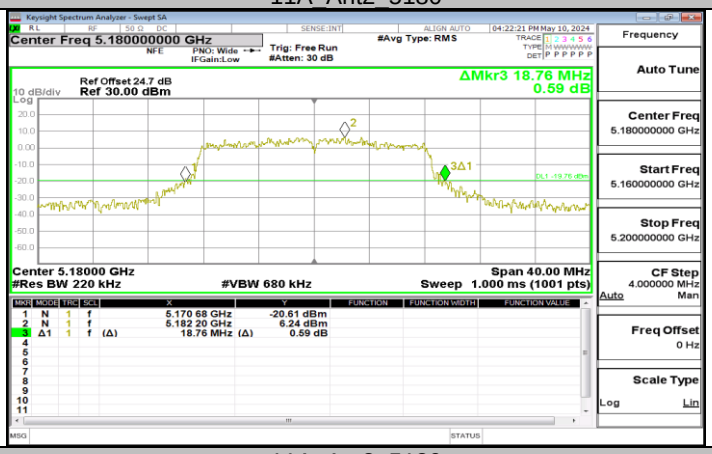

11A_Ant3_5180

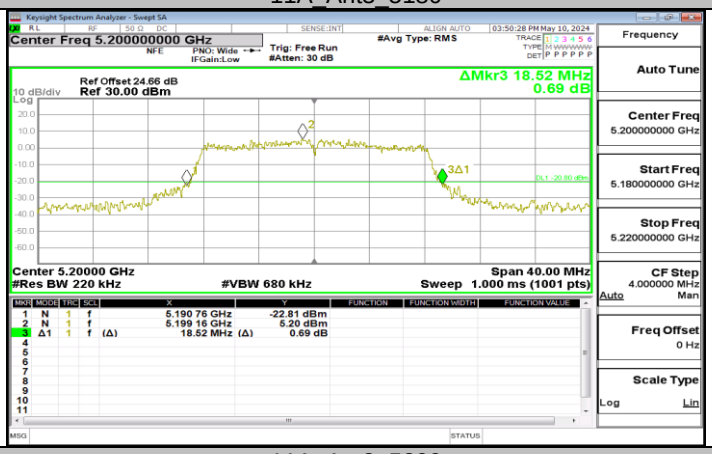

11A_Ant2_5200

This report shall not be reproduced except in full, without the written approval of UL Verification Services (Guangzhou) Co., Ltd, Song Shan Lake Branch.

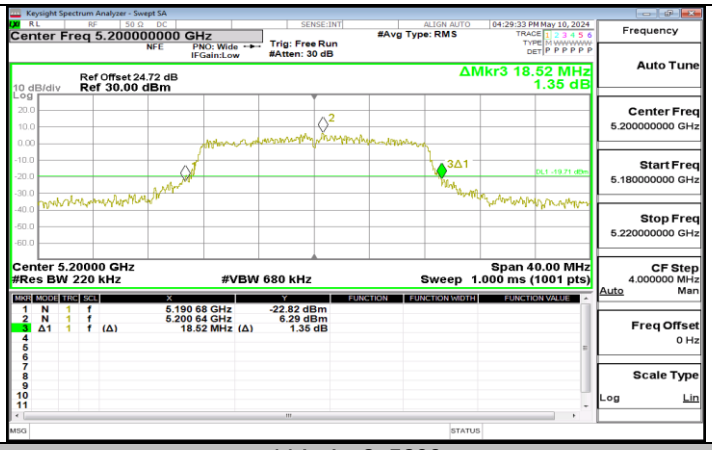

11A_Ant3_5200

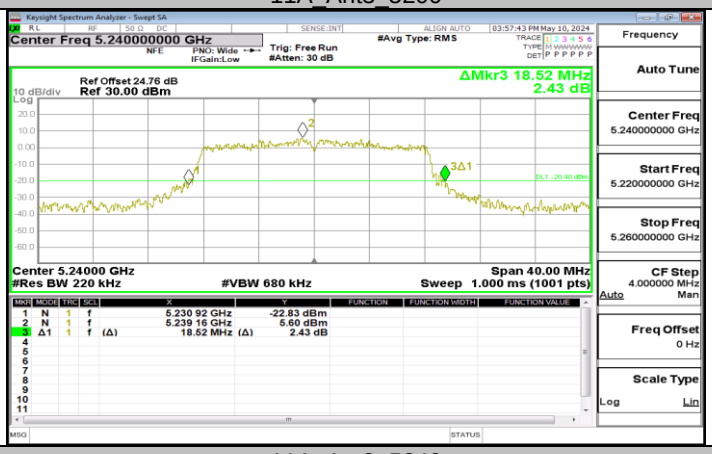

11A_Ant2_5240

11A_Ant3_5240

This report shall not be reproduced except in full, without the written approval of UL Verification Services (Guangzhou) Co., Ltd, Song Shan Lake Branch.

11A_Ant2_5745

11A_Ant3_5745

11A_Ant2_5785

This report shall not be reproduced except in full, without the written approval of UL Verification Services (Guangzhou) Co., Ltd, Song Shan Lake Branch.

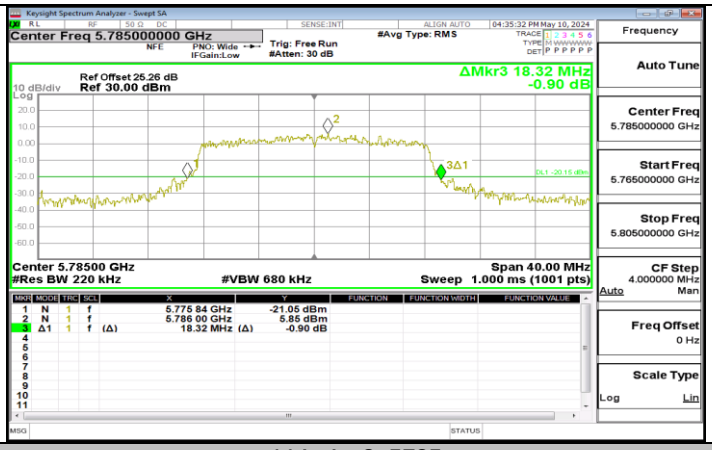

11A_Ant3_5785

11A_Ant2_5825

11A_Ant3_5825

This report shall not be reproduced except in full, without the written approval of UL Verification Services (Guangzhou) Co., Ltd, Song Shan Lake Branch.

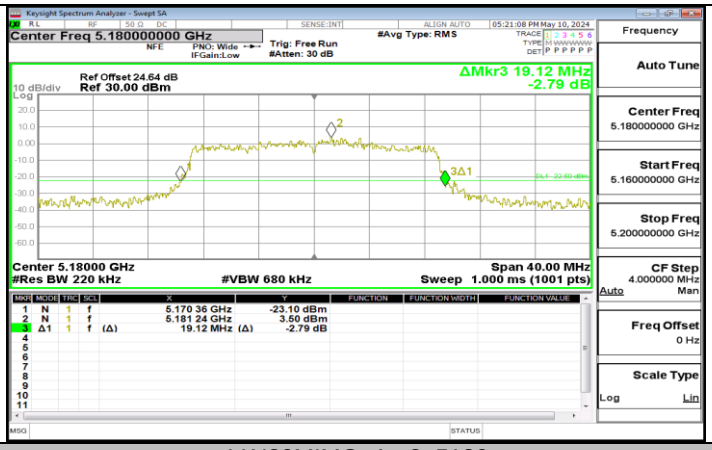

11N20MIMO_Ant2_5180

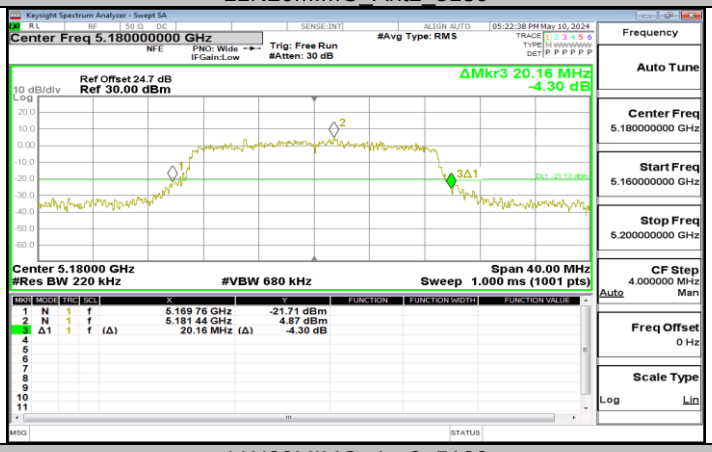

11N20MIMO_Ant3_5180

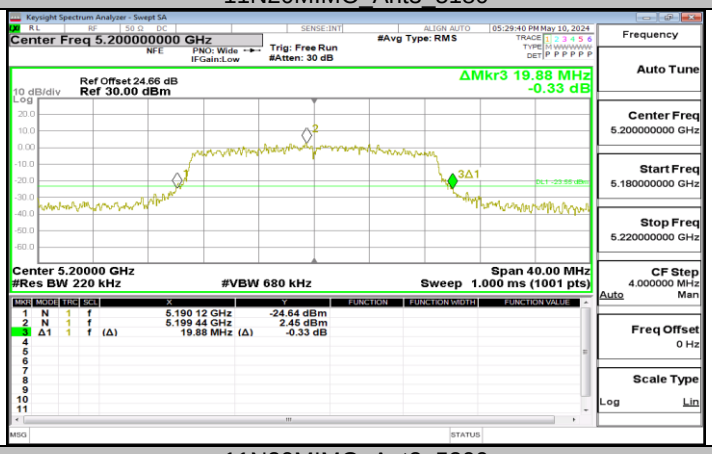

11N20MIMO_Ant2_5200

This report shall not be reproduced except in full, without the written approval of UL Verification Services (Guangzhou) Co., Ltd, Song Shan Lake Branch.

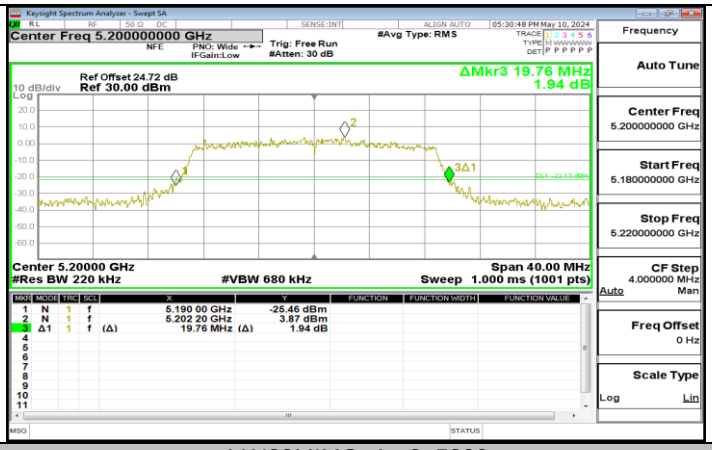

11N20MIMO_Ant3_5200

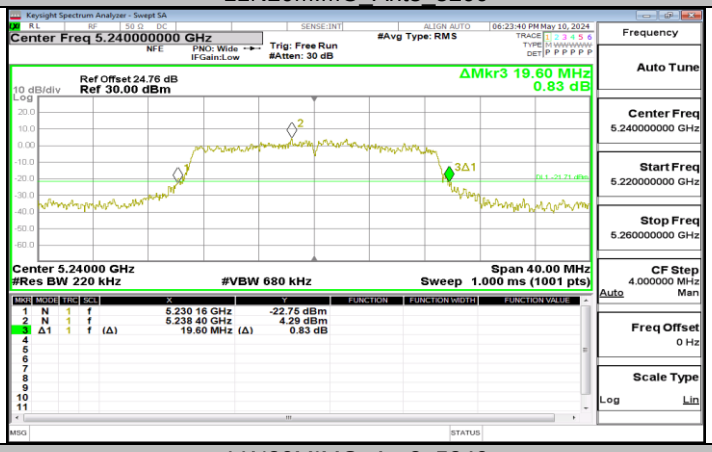

11N20MIMO_Ant2_5240

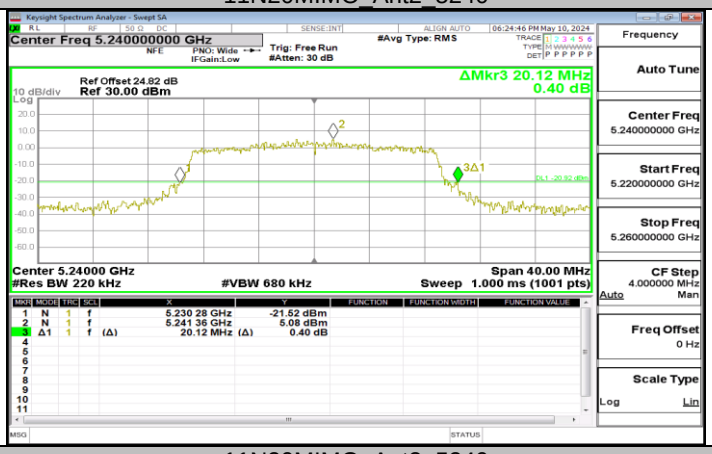

11N20MIMO_Ant3_5240

This report shall not be reproduced except in full, without the written approval of UL Verification Services (Guangzhou) Co., Ltd, Song Shan Lake Branch.

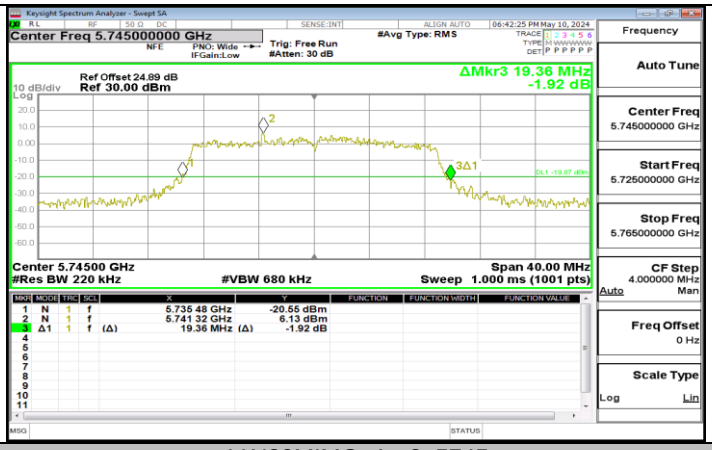

11N20MIMO_Ant2_5745

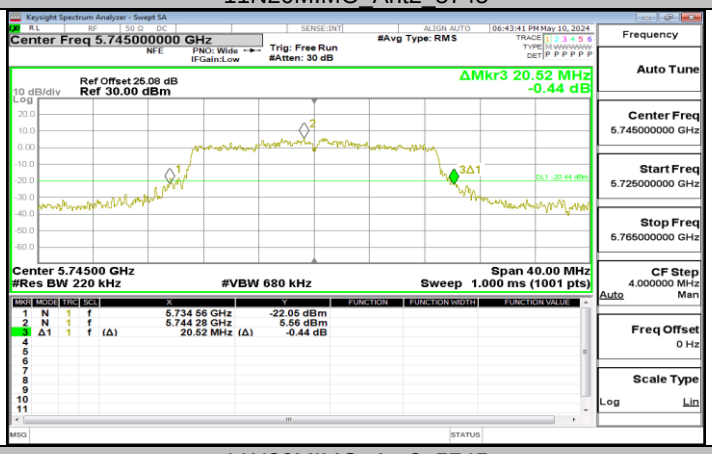

11N20MIMO_Ant3_5745

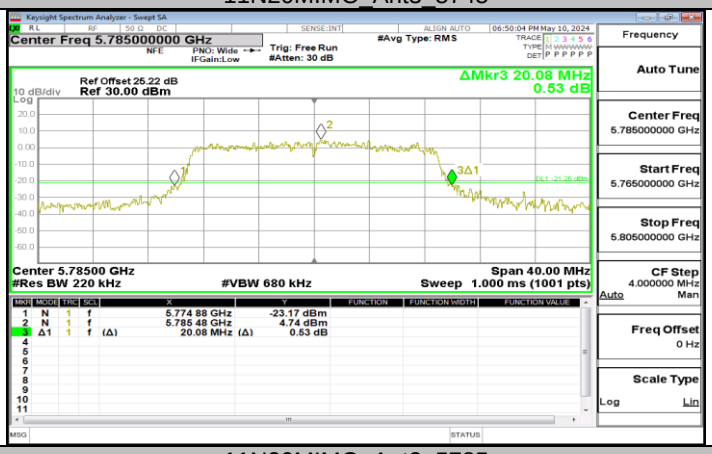

11N20MIMO_Ant2_5785

This report shall not be reproduced except in full, without the written approval of UL Verification Services (Guangzhou) Co., Ltd, Song Shan Lake Branch.