CFR 47 FCC PART 15 SUBPART C

TEST REPORT

For

DJI RC Plus 2

MODEL NUMBER: TKPL2

REPORT NUMBER: 4790917103-3-RF-5

ISSUE DATE: June 22, 2024

FCC ID: SS3-TKPL22310

Prepared for

SZ DJI TECHNOLOGY CO.,LTD.
Lobby of T2, DJI Sky City, No. 53 Xianyuan Road, Xili Community, Xili Street, Nanshan District, Shenzhen

Prepared by

UL Verification Services (Guangzhou) Co., Ltd, Song Shan Lake Branch

Building 10, Innovation Technology Park, No. 1, Li Bin Road, Song Shan Lake Hi-Tech Development Zone Dongguan, 523808, People's Republic of China

Tel: +86 769 22038881
Fax: +86 769 33244054
Website: www.ul.com

The results reported herein have been performed in accordance with the laboratory's terms of accreditation. This report shall not be reproduced except in full without the written approval of the Laboratory. The results in this report apply to the test sample(s) mentioned above at the time of the testing period only and are not to be used to indicate applicability to other similar products.

Revision History

Rev.	Issue Date	Revisions	Revised By
V0	June 22, 2024	Initial Issue	

This report shall not be reproduced except in full, without the written approval of UL Verification Services (Guangzhou) Co., Ltd, Song Shan Lake Branch.

Summary of Test Results			
Clause	**Test Items**	**FCC Rules**	**Test Results**
1	6dB Bandwidth	FCC Part 15.247 (a) (2)	Pass
2	Average Conducted Output Power	FCC Part 15.247 (b) (3)	Pass
3	Power Spectral Density	FCC Part 15.247 (e)	Pass
4	Conducted Bandedge and Spurious Emission	FCC Part 15.247 (d)	Pass
5	Radiated Bandedge and Spurious Emission	FCC Part 15.247 (d) FCC Part 15.209 FCC Part 15.205	Pass
6	Conducted Emission Test for AC Power Port	FCC Part 15.207	Pass
7	Antenna Requirement	FCC Part 15.203	Pass

Note:
1.This test report is only published to and used by the applicant, and it is not for evidence purpose in China.
2. The measurement result for the sample received is <Pass> according to < CFR 47 FCC PART 15 SUBPART C > when <Accuracy Method> decision rule is applied.

This report shall not be reproduced except in full, without the written approval of UL Verification Services (Guangzhou) Co., Ltd, Song Shan Lake Branch.

CONTENTS

1. ATTESTATION OF TEST RESULTS 6

2. TEST METHODOLOGY 7

3. FACILITIES AND ACCREDITATION 7

4. CALIBRATION AND UNCERTAINTY 8

4.1. MEASURING INSTRUMENT CALIBRATION 8

4.2. MEASUREMENT UNCERTAINTY 8

5. EQUIPMENT UNDER TEST 9

5.1. DESCRIPTION OF EUT 9

5.2. MAXIMUM OUTPUT POWER 9

5.3. CHANNEL LIST 10

5.4. TEST CHANNEL CONFIGURATION 16

5.5. THE WORSE CASE POWER SETTING PARAMETER 16

5.6. DESCRIPTION OF AVAILABLE ANTENNAS 17

5.7. THE WORSE CASE CONFIGURATIONS 19

5.8. DESCRIPTION OF TEST SETUP 20

6. MEASURING EQUIPMENT AND SOFTWARE USED 21

7. ANTENNA PORT TEST RESULTS 23

7.1. CONDUCTED OUTPUT POWER 23

7.2. 6DB BANDWIDTH AND 99% OCCUPIED BANDWIDTH 24

7.3. POWER SPECTRAL DENSITY 26

7.4. CONDUCTED BAND EDGE AND SPURIOUS EMISSION 27

7.5. DUTY CYCLE 29

8. RADIATED TEST RESULTS 30

8.1. RESTRICTED BANDEDGE 37

8.2. SPURIOUS EMISSIONS(1 GHZ~3 GHZ) 67

8.3. SPURIOUS EMISSIONS(3 GHZ~18 GHZ) 73

8.4. SPURIOUS EMISSIONS(9 KHZ~30 MHZ) 115

8.5. SPURIOUS EMISSIONS(18 GHZ~26 GHZ) 118

8.6. SPURIOUS EMISSIONS(30 MHZ~1 GHZ) 120

9. AC POWER LINE CONDUCTED EMISSION 122

10. ANTENNA REQUIREMENTS 126

This report shall not be reproduced except in full, without the written approval of UL Verification Services (Guangzhou) Co., Ltd, Song Shan Lake Branch.

11. TEST DATA.....127

11.1. APPENDIX A: DTS BANDWIDTH.....127
11.1.1. Test Result.....127
11.1.2. Test Graphs.....128

11.2. APPENDIX B: OCCUPIED CHANNEL BANDWIDTH.....142
11.2.1. Test Result.....142
11.2.2. Test Graphs.....143

11.3. APPENDIX C: MAXIMUM AVERAGE CONDUCTED OUTPUT POWER.....157
11.3.1. Test Result.....157

11.4. APPENDIX D: MAXIMUM POWER SPECTRAL DENSITY.....161
11.4.1. Test Result.....161
11.4.2. Test Graphs.....163

11.5. APPENDIX E: BAND EDGE MEASUREMENTS.....177
11.5.1. Test Result.....177
11.5.2. Test Graphs.....178

11.6. APPENDIX F: CONDUCTED SPURIOUS EMISSION.....188
11.6.1. Test Result.....188
11.6.2. Test Graphs.....191

11.7. APPENDIX G: DUTY CYCLE.....216
11.7.1. Test Result.....216
11.7.2. Test Graphs.....217

This report shall not be reproduced except in full, without the written approval of UL Verification Services (Guangzhou) Co., Ltd, Song Shan Lake Branch.

1. ATTESTATION OF TEST RESULTS

Applicant Information

Company Name:	SZ DJI TECHNOLOGY CO.,LTD.
Address:	Lobby of T2, DJI Sky City, No. 53 Xianyuan Road, Xili Community, Xili Street, Nanshan District, Shenzhen

Manufacturer Information

Company Name:	SZ DJI TECHNOLOGY CO.,LTD.
Address:	Lobby of T2, DJI Sky City, No. 53 Xianyuan Road, Xili Community, Xili Street, Nanshan District, Shenzhen

EUT Information

EUT Name:	DJI RC Plus 2
Model:	TKPL2
Sample Received Date:	April 26, 2024
Sample Status:	Normal
Sample ID:	7160783
Date of Tested:	April 26, 2024 to June 22, 2024

APPLICABLE STANDARDS	
STANDARD	**TEST RESULTS**
CFR 47 FCC PART 15 SUBPART C	PASS

Prepared By:

Fanny Huang

Engineer Project Associate

Checked By:

Kebo Zhang

Senior Project Engineer

Approved By:

Stephen Guo

Operations Manager

This report shall not be reproduced except in full, without the written approval of UL Verification Services (Guangzhou) Co., Ltd, Song Shan Lake Branch.

2. TEST METHODOLOGY

The tests documented in this report were performed in accordance with KDB 558074 D01 15.247 Meas Guidance v05r02, 414788 D01 Radiated Test Site v01r01, CFR 47 FCC Part 2, CFR 47 FCC Part 15, ANSI C63.10-2013.

3. FACILITIES AND ACCREDITATION

Accreditation Certificate	**A2LA (Certificate No.: 4102.01)** UL Verification Services (Guangzhou) Co., Ltd. Song Shan Lake Branch. has been assessed and proved to be in compliance with A2LA. **FCC (FCC Designation No.: CN1187)** UL Verification Services (Guangzhou) Co., Ltd. Song Shan Lake Branch. Has been recognized to perform compliance testing on equipment subject to the Commission's Declaration of Conformity (DoC) and Certification rules **ISED (Company No.: 21320)** UL Verification Services (Guangzhou) Co., Ltd. Song Shan Lake Branch. has been registered and fully described in a report filed with ISED. The Company Number is 21320 and the test lab Conformity Assessment Body Identifier (CABID) is CN0046. **VCCI (Registration No.: G-20192, C-20153, T-20155 and R-20202)** UL Verification Services (Guangzhou) Co., Ltd. Song Shan Lake Branch. has been assessed and proved to be in compliance with VCCI, the Membership No. is 3793. Facility Name: Chamber D, the VCCI registration No. is G-20192 and R-20202 Shielding Room B, the VCCI registration No. is C-20153 and T-20155

Note 1:
All tests measurement facilities use to collect the measurement data are located at Building 10, Innovation Technology Park, No. 1, Li Bin Road, Song Shan Lake Hi-Tech Development Zone Dongguan, 523808, People’s Republic of China.

Note 2:
The test anechoic chamber in UL Verification Services (Guangzhou) Co., Ltd.
Song Shan Lake Branch had been calibrated and compared to the open field sites and the test anechoic chamber is shown to be equivalent to or worst case from the open field site.

Note 3:
For below 30 MHz, lab had performed measurements at test anechoic chamber and comparing to measurements obtained on an open field site. And these measurements below 30 MHz had been correlated to measurements performed on an OFS.

This report shall not be reproduced except in full, without the written approval of UL Verification Services (Guangzhou) Co., Ltd, Song Shan Lake Branch.

4. CALIBRATION AND UNCERTAINTY

4.1. MEASURING INSTRUMENT CALIBRATION

The measuring equipment utilized to perform the tests documented in this report has been calibrated in accordance with the manufacturer's recommendations and is traceable to recognized national standards.

4.2. MEASUREMENT UNCERTAINTY

Where relevant, the following measurement uncertainty levels have been estimated for tests performed on the apparatus:

Test Item	Uncertainty
Conduction emission	3.62 dB
Radiated Emission (Included Fundamental Emission) (9 kHz ~ 30 MHz)	2.2 dB
Radiated Emission (Included Fundamental Emission) (30 MHz ~ 1 GHz)	4.00 dB
Radiated Emission (Included Fundamental Emission) (1 GHz to 26 GHz)	5.78 dB (1 GHz ~ 18 GHz)
	5.23 dB (18 GHz ~ 26 GHz)
Duty Cycle	±0.028%
DTS and 99% Occupied Bandwidth	±0.0196%
Maximum Conducted Output Power	±0.686 dB
Maximum Power Spectral Density Level	±0.743 dB
Conducted Band-edge Compliance	±1.328 dB
Conducted Unwanted Emissions In Non-restricted Frequency Bands	±0.746 dB (9 kHz ~ 1 GHz)
	±1.328dB (1 GHz ~ 26 GHz)
Note: This uncertainty represents an expanded uncertainty expressed at approximately the 95% confidence level using a coverage factor of k=2.	

This report shall not be reproduced except in full, without the written approval of UL Verification Services (Guangzhou) Co., Ltd, Song Shan Lake Branch.

5. EQUIPMENT UNDER TEST

5.1. DESCRIPTION OF EUT

EUT Name	DJI RC Plus 2
Series EUT Name	TKPL2
Radio Technology	SRD 2.4G
Operation Frequency	2.4G 1.4 MHz Bandwidth (2403.5 MHz ~ 2469.12 MHz) 2.4G 3 MHz Bandwidth (2405.5 MHz ~ 2468.2 MHz) 2.4G 5 MHz Bandwidth (2404.5 MHz ~ 2469.5 MHz) 2.4G 10 MHz Bandwidth (2407.5 MHz ~ 2467.5 MHz) 2.4G 20 MHz Bandwidth (2412.5 MHz ~ 2462.5 MHz) 2.4G 40 MHz Bandwidth (2422.5 MHz ~ 2452.5 MHz) 2.4G 60 MHz Bandwidth (2432.5 MHz ~ 2442.5 MHz)
Modulation	OFDM (QPSK, 16QAM, 64QAM)
Supply Voltage	DC 7.2 V

5.2. MAXIMUM OUTPUT POWER

SRD 2.4G	Frequency (MHz)	Maximum Conducted Average Output Power(dBm)			
		ANT0&1	ANT0&5	ANT4&1	ANT4&5
1.4 MHz Mode	2403.5 MHz ~ 2469.12 MHz	26.46	26.42	26.03	26.43
3 MHz Mode	2405.5 MHz ~ 2468.2 MHz	26.38	25.68	25.84	25.81
5 MHz Mode	2404.5 MHz ~ 2469.5 MHz	26.79	26.33	26.60	26.05
10 MHz Mode	2407.5 MHz ~ 2467.5 MHz	26.93	26.35	26.54	26.61
20 MHz Mode	2412.5 MHz ~ 2462.5 MHz	26.81	26.71	26.13	26.19
40 MHz Mode	2422.5 MHz ~ 2452.5 MHz	26.92	26.79	26.82	26.91
60 MHz Mode	2432.5 MHz ~ 2442.5 MHz	26.11	25.87	25.45	25.50

This report shall not be reproduced except in full, without the written approval of UL Verification Services (Guangzhou) Co., Ltd, Song Shan Lake Branch.

5.3. CHANNEL LIST

2.4G 1.4 MHz Bandwidth (2403.5 MHz ~ 2469.12 MHz)							
Channel	Frequency (MHz)	Channel	Frequency (MHz)	Channel	Frequency (MHz)	Channel	Frequency (MHz)
1	2403.5	28	2419.69	55	2436.31	82	2452.69
2	2404.69	29	2421.12	56	2437.12	83	2453.12
3	2405.12	30	2421.31	57	2437.5	84	2453.5
4	2405.5	31	2421.5	58	2437.69	85	2454.31
5	2406.31	32	2422.69	59	2439.12	86	2455.12
6	2407.12	33	2423.12	60	2439.31	87	2455.5
7	2407.5	34	2423.5	61	2439.5	88	2455.69
8	2407.69	35	2424.31	62	2440.69	89	2457.12
9	2409.12	36	2425.12	63	2441.12	90	2457.31
10	2409.31	37	2425.5	64	2441.5	91	2457.5
11	2409.5	38	2425.69	65	2442.31	92	2458.69
12	2410.69	39	2427.12	66	2443.12	93	2459.12
13	2411.12	40	2427.31	67	2443.5	94	2459.5
14	2411.5	41	2427.5	68	2443.69	95	2460.31
15	2412.31	42	2428.69	69	2445.12	96	2461.12
16	2413.12	43	2429.12	70	2445.31	97	2461.5
17	2413.5	44	2429.5	71	2445.5	98	2461.69
18	2413.69	45	2430.31	72	2446.69	99	2463.12
19	2415.12	46	2431.12	73	2447.12	100	2463.31
20	2415.31	47	2431.5	74	2447.5	101	2463.5
21	2415.5	48	2431.69	75	2448.31	102	2464.69
22	2416.69	49	2433.12	76	2449.12	103	2465.12
23	2417.12	50	2433.31	77	2449.5	104	2465.5
24	2417.5	51	2433.5	78	2449.69	105	2466.31
25	2418.31	52	2434.69	79	2451.12	106	2467.12
26	2419.12	53	2435.12	80	2451.31	107	2467.5
27	2419.5	54	2435.5	81	2451.5	108	2469.12

This report shall not be reproduced except in full, without the written approval of UL Verification Services (Guangzhou) Co., Ltd, Song Shan Lake Branch.

2.4G 3 MHz Bandwidth (2405.5 MHz ~ 2468.2 MHz)							
Channel	Frequency (MHz)	Channel	Frequency (MHz)	Channel	Frequency (MHz)	Channel	Frequency (MHz)
1	2405.5	17	2421.12	33	2436.12	49	2451.12
2	2407.88	18	2422.88	34	2437.88	50	2452.88
3	2408.2	19	2423.2	35	2438.2	51	2453.2
4	2408.5	20	2423.5	36	2438.5	52	2453.5
5	2411.12	21	2426.12	37	2441.12	53	2456.12
6	2411.2	22	2426.2	38	2441.2	54	2456.2
7	2411.5	23	2426.5	39	2441.5	55	2456.5
8	2412.88	24	2427.88	40	2442.88	56	2457.88
9	2414.2	25	2429.2	41	2444.2	57	2459.2
10	2414.5	26	2429.5	42	2444.5	58	2459.5
11	2416.12	27	2431.12	43	2446.12	59	2461.12
12	2417.2	28	2432.2	44	2447.2	60	2462.2
13	2417.5	29	2432.5	45	2447.5	61	2462.5
14	2417.88	30	2432.88	46	2447.88	62	2465.2
15	2420.2	31	2435.2	47	2450.2	63	2465.5
16	2420.5	32	2435.5	48	2450.5	64	2468.2

This report shall not be reproduced except in full, without the written approval of UL Verification Services (Guangzhou) Co., Ltd, Song Shan Lake Branch.

2.4G 5 MHz Bandwidth (2404.5 MHz ~ 2469.5 MHz)							
Channel	Frequency (MHz)	Channel	Frequency (MHz)	Channel	Frequency (MHz)	Channel	Frequency (MHz)
1	2404.5	34	2422.74	67	2437.74	100	2452.74
2	2405.26	35	2423.26	68	2438.26	101	2453.26
3	2406.26	36	2423.74	69	2438.74	102	2453.74
4	2407.26	37	2424.26	70	2439.26	103	2454.26
5	2408.26	38	2424.5	71	2439.5	104	2454.5
6	2409.26	39	2424.74	72	2439.74	105	2454.74
7	2409.5	40	2425.26	73	2440.26	106	2455.26
8	2410.26	41	2425.74	74	2440.74	107	2455.74
9	2411.26	42	2426.26	75	2441.26	108	2456.26
10	2411.74	43	2426.74	76	2441.74	109	2456.74
11	2412.26	44	2427.26	77	2442.26	110	2457.26
12	2412.74	45	2427.74	78	2442.74	111	2457.74
13	2413.26	46	2428.26	79	2443.26	112	2458.26
14	2413.74	47	2428.74	80	2443.74	113	2458.74
15	2414.26	48	2429.26	81	2444.26	114	2459.26
16	2414.5	49	2429.5	82	2444.5	115	2459.5
17	2414.74	50	2429.74	83	2444.74	116	2459.74
18	2415.26	51	2430.26	84	2445.26	117	2460.26
19	2415.74	52	2430.74	85	2445.74	118	2460.74
20	2416.26	53	2431.26	86	2446.26	119	2461.26
21	2416.74	54	2431.74	87	2446.74	120	2461.74
22	2417.26	55	2432.26	88	2447.26	121	2462.26
23	2417.74	56	2432.74	89	2447.74	122	2462.74
24	2418.26	57	2433.26	90	2448.26	123	2463.74
25	2418.74	58	2433.74	91	2448.74	124	2464.5
26	2419.26	59	2434.26	92	2449.26	125	2464.74
27	2419.5	60	2434.5	93	2449.5	126	2465.74
28	2419.74	61	2434.74	94	2449.74	127	2466.74
29	2420.26	62	2435.26	95	2450.26	128	2467.74
30	2420.74	63	2435.74	96	2450.74	129	2468.74
31	2421.26	64	2436.26	97	2451.26	130	2469.5
32	2421.74	65	2436.74	98	2451.74	/	/
33	2422.26	66	2437.26	99	2452.26	/	/

This report shall not be reproduced except in full, without the written approval of UL Verification Services (Guangzhou) Co., Ltd, Song Shan Lake Branch.

2.4G 10 MHz Bandwidth (2407.5 MHz ~ 2467.5 MHz)							
Channel	Frequency (MHz)	Channel	Frequency (MHz)	Channel	Frequency (MHz)	Channel	Frequency (MHz)
1	2407.5	40	2424.75	79	2437.75	118	2450.75
2	2407.75	41	2425.25	80	2438.25	119	2451.25
3	2408.5	42	2425.5	81	2438.5	120	2451.5
4	2408.75	43	2425.75	82	2438.75	121	2451.75
5	2409.5	44	2426.25	83	2439.25	122	2452.25
6	2409.75	45	2426.5	84	2439.5	123	2452.5
7	2410.5	46	2426.75	85	2439.75	124	2452.75
8	2410.75	47	2427.25	86	2440.25	125	2453.25
9	2411.5	48	2427.5	87	2440.5	126	2453.5
10	2411.75	49	2427.75	88	2440.75	127	2453.75
11	2412.5	50	2428.25	89	2441.25	128	2454.25
12	2412.75	51	2428.5	90	2441.5	129	2454.5
13	2413.5	52	2428.75	91	2441.75	130	2455.25
14	2413.75	53	2429.25	92	2442.25	131	2455.5
15	2414.5	54	2429.5	93	2442.5	132	2456.25
16	2414.75	55	2429.75	94	2442.75	133	2456.5
17	2415.5	56	2430.25	95	2443.25	134	2457.25
18	2415.75	57	2430.5	96	2443.5	135	2457.5
19	2416.5	58	2430.75	97	2443.75	136	2458.25
20	2416.75	59	2431.25	98	2444.25	137	2458.5
21	2417.5	60	2431.5	99	2444.5	138	2459.25
22	2417.75	61	2431.75	100	2444.75	139	2459.5
23	2418.5	62	2432.25	101	2445.25	140	2460.25
24	2418.75	63	2432.5	102	2445.5	141	2460.5
25	2419.5	64	2432.75	103	2445.75	142	2461.25
26	2419.75	65	2433.25	104	2446.25	143	2461.5
27	2420.5	66	2433.5	105	2446.5	144	2462.25
28	2420.75	67	2433.75	106	2446.75	145	2462.5
29	2421.25	68	2434.25	107	2447.25	146	2463.25
30	2421.5	69	2434.5	108	2447.5	147	2463.5
31	2421.75	70	2434.75	109	2447.75	148	2464.25
32	2422.25	71	2435.25	110	2448.25	149	2464.5
33	2422.5	72	2435.5	111	2448.5	150	2465.25
34	2422.75	73	2435.75	112	2448.75	151	2465.5
35	2423.25	74	2436.25	113	2449.25	152	2466.25
36	2423.5	75	2436.5	114	2449.5	153	2466.5
37	2423.75	76	2436.75	115	2449.75	154	2467.25
38	2424.25	77	2437.25	116	2450.25	155	2467.5
39	2424.5	78	2437.5	117	2450.5	/	/

This report shall not be reproduced except in full, without the written approval of UL Verification Services (Guangzhou) Co., Ltd, Song Shan Lake Branch.

2.4G 20 MHz Bandwidth (2412.5 MHz ~ 2462.5 MHz)							
Channel	Frequency (MHz)	Channel	Frequency (MHz)	Channel	Frequency (MHz)	Channel	Frequency (MHz)
1	2412.5	26	2425	51	2439.5	76	2452
2	2413	27	2425.5	52	2440	77	2452.5
3	2413.5	28	2426	53	2440.5	78	2453
4	2414	29	2426.5	54	2441	79	2453.5
5	2414.5	30	2427	55	2441.5	80	2454
6	2415	31	2427.5	56	2442	81	2454.5
7	2415.5	32	2428	57	2442.5	82	2455
8	2416	33	2428.5	58	2443	83	2455.5
9	2416.5	34	2429	59	2443.5	84	2456
10	2417	35	2429.5	60	2444	85	2456.5
11	2417.5	36	2430	61	2444.5	86	2457
12	2418	37	2430.5	62	2445	87	2457.5
13	2418.5	38	2431	63	2445.5	88	2458
14	2419	39	2431.5	64	2446	89	2458.5
15	2419.5	40	2432	65	2446.5	90	2459
16	2420	41	2432.5	66	2447	91	2459.5
17	2420.5	42	2433	67	2447.5	92	2460
18	2421	43	2433.5	68	2448	93	2460.5
19	2421.5	44	2434	69	2448.5	94	2461
20	2422	45	2434.5	70	2449	95	2461.5
21	2422.5	46	2435	71	2449.5	96	2462
22	2423	47	2435.5	72	2450	97	2462.5
23	2423.5	48	2436.5	73	2450.5	/	/
24	2424	49	2437.5	74	2451	/	/
25	2424.5	50	2438.5	75	2451.5	/	/

2.4G 40 MHz Bandwidth (2422.5 MHz ~ 2452.5 MHz)							
Channel	Frequency (MHz)	Channel	Frequency (MHz)	Channel	Frequency (MHz)	Channel	Frequency (MHz)
1	2422.5	9	2430.5	17	2438.5	25	2446.5
2	2423.5	10	2431.5	18	2439.5	26	2447.5
3	2424.5	11	2432.5	19	2440.5	27	2448.5
4	2425.5	12	2433.5	20	2441.5	28	2449.5
5	2426.5	13	2434.5	21	2442.5	29	2450.5
6	2427.5	14	2435.5	22	2443.5	30	2451.5
7	2428.5	15	2436.5	23	2444.5	31	2452.5
8	2429.5	16	2437.5	24	2445.5	/	/

This report shall not be reproduced except in full, without the written approval of UL Verification Services (Guangzhou) Co., Ltd, Song Shan Lake Branch.

2.4 GHz 60 MHz Bandwidth (2432.5 MHz ~ 2442.5 MHz)							
Channel	Frequency (MHz)	Channel	Frequency (MHz)	Channel	Frequency (MHz)	Channel	Frequency (MHz)
1	2432.5	4	2435.5	7	2438.5	10	2441.5
2	2433.5	5	2436.5	8	2439.5	11	2442.5
3	2434.5	6	2437.5	9	2440.5	/	/

This report shall not be reproduced except in full, without the written approval of UL Verification Services (Guangzhou) Co., Ltd, Song Shan Lake Branch.

5.4. TEST CHANNEL CONFIGURATION

SRD 2.4G	Test Channel Number	Frequency
1.4 MHz Mode	CH 1(Low Channel), CH 54(MID Channel), CH 108(High Channel)	2403.5 MHz, 2435.5 MHz, 2469.12 MHz
3 MHz Mode	CH 1(Low Channel), CH 32(MID Channel), CH 64(High Channel)	2405.5 MHz, 2435.5 MHz, 2468.2 MHz
5 MHz Mode	CH 1(Low Channel), CH 65(MID Channel), CH 130(High Channel)	2404.5 MHz, 2436.74 MHz, 2469.5 MHz
10 MHz Mode	CH 1(Low Channel), CH 78(MID Channel), CH 155(High Channel)	2407.5 MHz, 2437.5 MHz, 2467.5 MHz
20 MHz Mode	CH 1(Low Channel), CH 49(MID Channel), CH 97(High Channel)	2412.5 MHz, 2437.5 MHz, 2462.5 MHz
40 MHz Mode	CH 1(Low Channel), CH 16(MID Channel), CH 31(High Channel)	2422.5 MHz, 2437.5 MHz, 2452.5 MHz
60 MHz Mode	CH 1(Low Channel), CH 6(MID Channel), CH 11(High Channel)	2432.5 MHz, 2437.5 MHz, 2442.5 MHz

5.5. THE WORSE CASE POWER SETTING PARAMETER

The Worse Case Power Setting Parameter under 2400 ~ 2483.5 MHz Band				
Test Software		DjiSdrConsole		
Modulation Mode	Transmit Antenna Number	Test Software setting value		
		NCB: 1.4 MHz/3 MHz/5 MHz CA /10 MHz/20 MHz/40 MHz/60 MHz		
		Low Channel	MID Channel	High Channel
All	All	Default	Default	Default

This report shall not be reproduced except in full, without the written approval of UL Verification Services (Guangzhou) Co., Ltd, Song Shan Lake Branch.

5.6. DESCRIPTION OF AVAILABLE ANTENNAS

Antenna	Frequency (MHz)	Antenna Type	Maximum Antenna Gain (dBi)
0	2400 ~ 2483.5	Dipole	2.5
1	2400 ~ 2483.5	Dipole	2.5
4	2400 ~ 2483.5	Dipole	2.5
5	2400 ~ 2483.5	Dipole	2.5

MIMO output power port and MIMO PSD port summing were performed in accordance with KDB 662911 D01. For the STBC mode results the Directional Gain was calculated in accordance with the following mothed.

For output power measurements:
Directional gain= G_{ANT} + Array Gain = 2.5 dBi
G_{ANT}: equal to the gain of the antenna having the highest gain
Array Gain = 0 dB (i.e., no array gain) for $N_{ANT} \leq 4$

For power spectral density (PSD) measurements:
Directional gain= G_{ANT} + Array Gain = 2.5 dBi
G_{ANT}: equal to the gain of the antenna having the highest gain
Array Gain = 0 dB (i.e., no array gain) for $N_{ANT} \leq 4$

This report shall not be reproduced except in full, without the written approval of UL Verification Services (Guangzhou) Co., Ltd, Song Shan Lake Branch.

Test Mode	Transmit and Receive Mode	Description
1.4 MHz Mode	☒ 2TX, 4RX	ANT 0,1 / 0,5 / 4,1 / 4,5 can be used as transmitting antenna. ANT 0,1, 4, 5 can be used as receiving antenna.
3 MHz Mode	☒ 2TX, 4RX	ANT 0,1 / 0,5 / 4,1 / 4,5 can be used as transmitting antenna. ANT 0,1, 4, 5 can be used as receiving antenna.
5 MHz Mode	☒ 2TX, 4RX	ANT 0,1 / 0,5 / 4,1 / 4,5 can be used as transmitting antenna. ANT 0,1, 4, 5 can be used as receiving antenna.
10 MHz Mode	☒ 2TX, 4RX	ANT 0,1 / 0,5 / 4,1 / 4,5 can be used as transmitting antenna. ANT 0,1, 4, 5 can be used as receiving antenna.
20 MHz Mode	☒ 2TX, 4RX	ANT 0,1 / 0,5 / 4,1 / 4,5 can be used as transmitting antenna. ANT 0,1, 4, 5 can be used as receiving antenna.
40 MHz Mode	☒ 2TX, 4RX	ANT 0,1 / 0,5 / 4,1 / 4,5 can be used as transmitting antenna. ANT 0,1, 4, 5 can be used as receiving antenna.
60 MHz Mode	☒ 2TX, 4RX	ANT 0,1 / 0,5 / 4,1 / 4,5 can be used as transmitting antenna. ANT 0,1, 4, 5 can be used as receiving antenna.

Test Mode	Transmit and Receive Mode	Description
1.4 MHz Mode	☒ 1TX, 4RX	ANT 0,1, 4, 5 can be used as transmitting and receiving antenna.
3 MHz Mode	☒ 1TX, 4RX	ANT 0,1, 4, 5 can be used as transmitting and receiving antenna.
5 MHz Mode	☒ 1TX, 4RX	ANT 0,1, 4, 5 can be used as transmitting and receiving antenna.
10 MHz Mode	☒ 1TX, 4RX	ANT 0,1, 4, 5 can be used as transmitting and receiving antenna.
20 MHz Mode	☒ 1TX, 4RX	ANT 0,1, 4, 5 can be used as transmitting and receiving antenna.
40 MHz Mode	☒ 1TX, 4RX	ANT 0,1, 4, 5 can be used as transmitting and receiving antenna.
60 MHz Mode	☒ 1TX, 4RX	ANT 0,1, 4, 5 can be used as transmitting and receiving antenna.

Note: 1. The value of the antenna gain was declared by customer.
2. Only SRD 2.4G & WIFI 5G & BT and SRD 5G & WIFI 2.4G & BT can transmit simultaneously. (declare by manufacturer)

This report shall not be reproduced except in full, without the written approval of UL Verification Services (Guangzhou) Co., Ltd, Song Shan Lake Branch.

5.7. THE WORSE CASE CONFIGURATIONS

The EUT was tested in the following configuration(s):

Controlled in test mode using a software application on the EUT supplied by customer. The application was used to enable a continuous transmission and to select the mode, test channels, bandwidth, data rates as required.

Test channels referring to section 5.4.

Maximum power setting referring to section 5.5.

Worst case Data Rates declared by the customer:

SRD 2.4G-1.4 MHz Mode/QPSK
SRD 2.4G-3 MHz Mode/QPSK
SRD 2.4G-5 MHz Mode/QPSK
SRD 2.4G-10 MHz Mode/QPSK
SRD 2.4G-20 MHz Mode/QPSK
SRD 2.4G-40 MHz Mode/QPSK
SRD 2.4G-60 MHz Mode/QPSK

The EUT has 6 separate antennas which correspond to 6 separate antenna ports, core ANT 0, core ANT 1, core ANT 2, core ANT 3, core ANT 4, core ANT 5 correspond to antenna 0, antenna 1, antenna 2, antenna 3, antenna 4, antenna 5 respectively. Antenna 2 and antenna 3 support WIFI 2.4G and WIFI 5G and antenna 2 also support BT. Antenna 0,1,4,5 support SRD. For SRD, the EUT support 1TX4RX and 2TX4RX mode. 1TX4RX and 2TX4RX have the same power setting, so only the worst data for 2TX4RX mode were recorded in the report. For 2T4R mode, antenna 0 and antenna 1/ antenna 0 and antenna 5/ antenna 4 and antenna 1/ antenna 4 and antenna 5 used as transmit antennas and all the 4 antennas can use as receive antennas, all the transmit combination(ANT0 and ANT1 / ANT0 and ANT5 / ANT4 and ANT1 / ANT4 and ANT5) had been tested, but only the worst data was recorded in the report.

The measured additional path loss was included in any path loss calculations for all RF cable used during tested.

Radiated emissions tests were performed with the MIMO modes. These were found to be the worst modulation scheme with regards to emissions after preliminary investigations and, as this mode emits the highest conducted output power level, it was deemed to be the worst case.

This report shall not be reproduced except in full, without the written approval of UL Verification Services (Guangzhou) Co., Ltd, Song Shan Lake Branch.

5.8. DESCRIPTION OF TEST SETUP

SUPPORT EQUIPMENT

Item	Equipment	Brand Name	Model Name	Remarks
1	Laptop	Lenovo	E42-80	/

I/O CABLES

Cable No	Port	Connector Type	Cable Type	Cable Length(m)	Remarks
1	USB	Type C	Unshielded	1.0	/

ACCESSORIES

Item	Accessory	Brand Name	Model Name	Description
1	Adapter	/	PD-30CN	Input: AC 100 ~ 240 V, 50/60 Hz Output: DC 5 V, 3 A

TEST SETUP

The EUT can work in engineering mode with a software through a laptop.

SETUP DIAGRAM FOR TESTS

For Conducted Emission Test for AC Power Port Test:

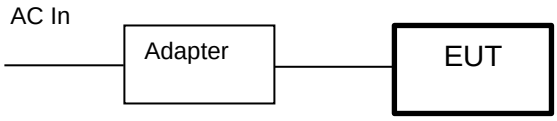

For other tests:

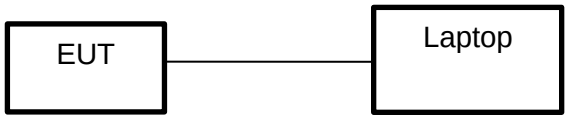

This report shall not be reproduced except in full, without the written approval of UL Verification Services (Guangzhou) Co., Ltd, Song Shan Lake Branch.

6. MEASURING EQUIPMENT AND SOFTWARE USED

R&S TS 8997 Test System					
Equipment	Manufacturer	Model No.	Serial No.	Last Cal.	Due. Date
Power sensor, Power Meter	R&S	OSP120	100921	Mar.25,2024	Mar.24,2025
Vector Signal Generator	R&S	SMBV100A	261637	Oct.12, 2023	Oct.11, 2024
Signal Generator	R&S	SMB100A	178553	Oct.12, 2023	Oct.11, 2024
Signal Analyzer	R&S	FSV40	101118	Oct.12, 2023	Oct.11, 2024

Software			
Description	Manufacturer	Name	Version
For R&S TS 8997 Test System	Rohde & Schwarz	EMC 32	10.60.10

Tonsend RF Test System					
Equipment	Manufacturer	Model No.	Serial No.	Last Cal.	Due. Date
PXA Signal Analyzer	Keysight	N9030A	MY55410512	Oct.12, 2023	Oct.11, 2024
MXG Vector Signal Generator	Keysight	N5182B	MY56200284	Oct.12, 2023	Oct.11, 2024
MXG Vector Signal Generator	Keysight	N5172B	MY56200301	Oct.12, 2023	Oct.11, 2024
Attenuator	Aglient	8495B	2814a12853	Oct.12, 2023	Oct.11, 2024
RF Control Unit	Tonscend	JS0806-2	23B80620666	Mar.25,2024	Mar.24,2025

Software			
Description	Manufacturer	Name	Version
Tonsend SDR Test System	Tonsend	JS1120-3 RF Test System	V3.2.22

This report shall not be reproduced except in full, without the written approval of UL Verification Services (Guangzhou) Co., Ltd, Song Shan Lake Branch.

Conducted Emissions					
Equipment	Manufacturer	Model No.	Serial No.	Last Cal.	Due Date
EMI Test Receiver	R&S	ESR3	101961	Oct.13, 2023	Oct.12, 2024
Two-Line V-Network	R&S	ENV216	101983	Oct.13, 2023	Oct.12, 2024
Artificial Mains Networks	Schwarzbeck	NSLK 8126	8126465	Oct.13, 2023	Oct.12, 2024
Software					
Description			Manufacturer	Name	Version
Test Software for Conducted Emissions			Farad	EZ-EMC	Ver. UL-3A1

Radiated Emissions					
Equipment	Manufacturer	Model No.	Serial No.	Last Cal.	Due Date
MXE EMI Receiver	KESIGHT	N9038A	MY56400036	Oct.12, 2023	Oct.11, 2024
Hybrid Log Periodic Antenna	TDK	HLP-3003C	130959	Aug.02, 2021	Aug.01, 2024
Preamplifier	HP	8447D	2944A09099	Oct.12, 2023	Oct.11, 2024
EMI Measurement Receiver	R&S	ESR26	101377	Oct.12, 2023	Oct.11, 2024
Horn Antenna	TDK	HRN-0118	130940	July 20, 2021	July 19, 2024
Preamplifier	TDK	PA-02-0118	TRS-305-00067	Oct.12, 2023	Oct.11, 2024
Horn Antenna	Schwarzbeck	BBHA9170	697	July 20, 2021	July 19, 2024
Preamplifier	TDK	PA-02-2	TRS-307-00003	Oct.12, 2023	Oct.11, 2024
Preamplifier	TDK	PA-02-3	TRS-308-00002	Oct.12, 2023	Oct.11, 2024
Loop antenna	Schwarzbeck	1519B	00008	Dec.14, 2021	Dec.13, 2024
Preamplifier	TDK	PA-02-001-3000	TRS-302-00050	Oct.12, 2023	Oct.11, 2024
High Pass Filter	Wi	WHKX10-2700-3000-18000-40SS	23	Oct.12, 2023	Oct.11, 2024
Band Reject Filter	Wainwright	WRCJV8-2350-2400-2483.5-2533.5-40SS	4	Oct.12, 2023	Oct.11, 2024
Software					
Description			Manufacturer	Name	Version
Test Software for Radiated Emissions			Farad	EZ-EMC	Ver. UL-3A1

This report shall not be reproduced except in full, without the written approval of UL Verification Services (Guangzhou) Co., Ltd, Song Shan Lake Branch.

7. ANTENNA PORT TEST RESULTS

7.1. CONDUCTED OUTPUT POWER

LIMITS

CFR 47 FCC Part15 (15.247) Subpart C			
Section	Test Item	Limit	Frequency Range (MHz)
CFR 47 FCC 15.247(b)(3)	Average Output Power	1 watt or 30 dBm	2400-2483.5

TEST PROCEDURE

Refer to ANSI C63.10-2013 clause 11.9.2.3.1.

Connect the EUT to a low loss RF cable from the antenna port to the power sensor (video bandwidth is greater than the occupied bandwidth).
Measure peak emission level, the indicated level is the average output power, after any corrections for external attenuators and cables.
The test result in dBm by adding [10 log (1 / D)], where D is the duty cycle.

TEST SETUP

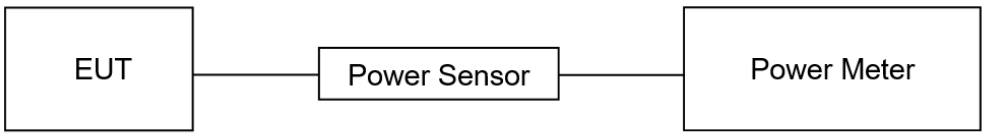

TEST ENVIRONMENT

Temperature	26.5℃	Relative Humidity	54.2%
Atmosphere Pressure	101 kPa	Test Voltage	DC 7.2 V

TEST RESULTS

Please refer to section "Test Data" - Appendix C

This report shall not be reproduced except in full, without the written approval of UL Verification Services (Guangzhou) Co., Ltd, Song Shan Lake Branch.

7.2. 6DB BANDWIDTH AND 99% OCCUPIED BANDWIDTH

LIMITS

CFR 47 FCC Part15 (15.247) Subpart C			
Section	Test Item	Limit	Frequency Range (MHz)
CFR 47 FCC 15.247(a)(2)	6 dB Bandwidth	≥ 500 kHz	2400-2483.5

TEST PROCEDURE

Refer to ANSI C63.10-2013 clause 11.8 for DTS bandwidth and clause 6.9 for Occupied Bandwidth.

Connect the EUT to the spectrum analyzer and use the following settings:

Center Frequency	The center frequency of the channel under test
Frequency Span	For 6 dB Bandwidth: Enough to capture all products of the modulation carrier emission For 99 % Occupied Bandwidth: Between 1.5 times and 5.0 times the OBW
Detector	Peak
RBW	For 6 dB Bandwidth: 100 kHz For 99 % Occupied Bandwidth: 1 % to 5 % of the occupied bandwidth
VBW	For 6 dB Bandwidth: ≥3 × RBW For 99 % Occupied Bandwidth: ≥3 × RBW
Trace	Max hold
Sweep	Auto couple

a) Use the 99 % power bandwidth function of the instrument, allow the trace to stabilize and report the measured bandwidth.

b) Allow the trace to stabilize and measure the maximum width of the emission that is constrained by the frequencies associated with the two outermost amplitude points (upper and lower frequencies) that are attenuated by 6 dB relative to the maximum level measured in the fundamental emission.

TEST SETUP

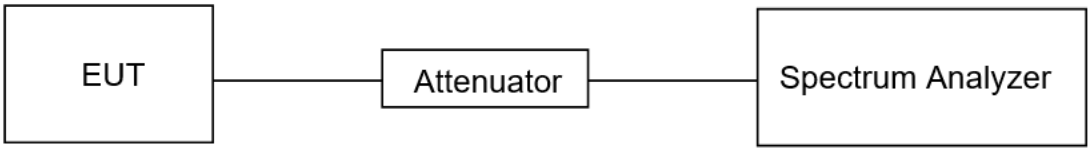

This report shall not be reproduced except in full, without the written approval of UL Verification Services (Guangzhou) Co., Ltd, Song Shan Lake Branch.

TEST ENVIRONMENT

Temperature	26.5℃	Relative Humidity	54.2%
Atmosphere Pressure	101 kPa	Test Voltage	DC 7.2 V

TEST RESULTS

Please refer to section "Test Data" - Appendix A & B

This report shall not be reproduced except in full, without the written approval of UL Verification Services (Guangzhou) Co., Ltd, Song Shan Lake Branch.

7.3. POWER SPECTRAL DENSITY

LIMITS

CFR 47 FCC Part15 (15.247) Subpart C			
Section	Test Item	Limit	Frequency Range (MHz)
CFR 47 FCC §15.247 (e)	Power Spectral Density	8 dBm in any 3 kHz band	2400-2483.5

TEST PROCEDURE

Refer to ANSI C63.10-2013 clause 11.10.3.

Connect the EUT to the spectrum analyzer and use the following settings:

Center Frequency	The center frequency of the channel under test
Detector	power averaging (rms)
RBW	3 kHz ≤ RBW ≤ 100 kHz
VBW	≥3 × RBW
Span	1.5 x OBW bandwidth
Trace	Average or Peak
Sweep time	Auto couple

Allow trace to fully stabilize and use the peak marker function to determine the maximum amplitude level within the RBW.
If measured value exceeds limit, reduce RBW (no less than 3 kHz) and repeat.

TEST SETUP

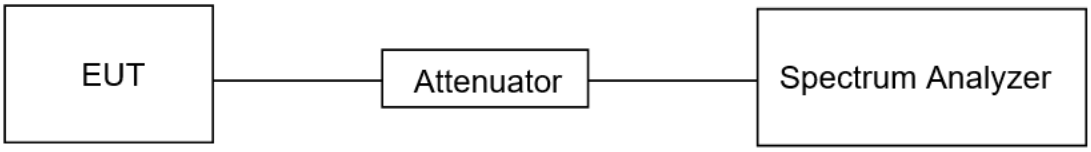

TEST ENVIRONMENT

Temperature	26.5℃	Relative Humidity	54.2%
Atmosphere Pressure	101 kPa	Test Voltage	DC 7.2 V

TEST RESULTS

Please refer to section "Test Data" - Appendix D

This report shall not be reproduced except in full, without the written approval of UL Verification Services (Guangzhou) Co., Ltd, Song Shan Lake Branch.

7.4. CONDUCTED BAND EDGE AND SPURIOUS EMISSION

LIMITS

CFR 47 FCC Part15 (15.247) Subpart C		
Section	Test Item	Limit
CFR 47 FCC §15.247 (d)	Conducted Bandedge and Spurious Emissions	at least 30 dB below that in the 100 kHz bandwidth within the band that contains the highest level of the desired power

TEST PROCEDURE

Refer to ANSI C63.10-2013 clause 11.11 and 11.13.

Connect the EUT to the spectrum analyzer and use the following settings for reference level measurement:

Center Frequency	The center frequency of the channel under test
Detector	Peak
RBW	100 kHz
VBW	≥3 × RBW
Span	1.5 x DTS bandwidth
Trace	Max hold
Sweep time	Auto couple.

Allow trace to fully stabilize and use the peak marker function to determine the maximum PSD level.
Change the settings for emission level measurement:

Span	Set the center frequency and span to encompass frequency range to be measured
Detector	Peak
RBW	100 kHz
VBW	≥3 × RBW
measurement points	≥span/RBW
Trace	Max hold
Sweep time	Auto couple.

Allow trace to fully stabilize and use the peak marker function to determine the maximum PSD level. Ensure that the amplitude of all unwanted emissions outside of the authorized frequency band (excluding restricted frequency bands) is attenuated by at least the minimum requirements specified in 11.11.

This report shall not be reproduced except in full, without the written approval of UL Verification Services (Guangzhou) Co., Ltd, Song Shan Lake Branch.

TEST SETUP

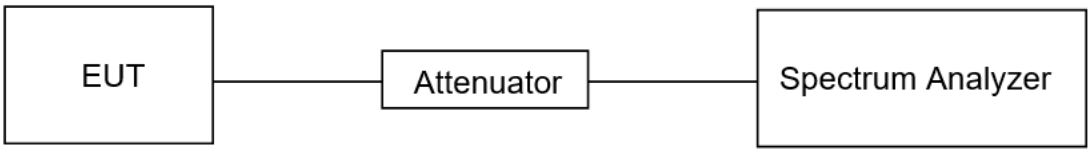

TEST ENVIRONMENT

Temperature	26.5℃	Relative Humidity	54.2%
Atmosphere Pressure	101 kPa	Test Voltage	DC 7.2 V

TEST RESULTS

Please refer to section "Test Data" - Appendix E & F

This report shall not be reproduced except in full, without the written approval of UL Verification Services (Guangzhou) Co., Ltd, Song Shan Lake Branch.

7.5. DUTY CYCLE

LIMITS

None; for reporting purposes only.

TEST PROCEDURE

Refer to ANSI C63.10-2013 clause 11.6 Zero – Span Spectrum Analyzer method.

TEST SETUP

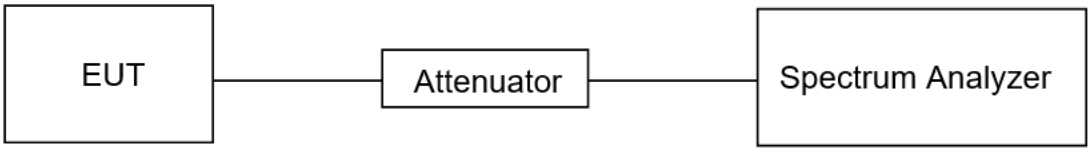

TEST ENVIRONMENT

Temperature	26.5℃	Relative Humidity	54.2%
Atmosphere Pressure	101 kPa	Test Voltage	DC 7.2 V

TEST RESULTS

Please refer to section "Test Data" - Appendix G

This report shall not be reproduced except in full, without the written approval of UL Verification Services (Guangzhou) Co., Ltd, Song Shan Lake Branch.

8. RADIATED TEST RESULTS

LIMITS

Please refer to CFR 47 FCC §15.205 and §15.209.

Radiation Disturbance Test Limit for FCC (Class B) (9 kHz ~ 1 GHz)

Emissions radiated outside of the specified frequency bands above 30 MHz			
Frequency Range (MHz)	Field Strength Limit (uV/m) at 3 m	Field Strength Limit (dBuV/m) at 3 m	
		Quasi-Peak	
30 - 88	100	40	
88 - 216	150	43.5	
216 - 960	200	46	
Above 960	500	54	
Above 1000	500	Peak	Average
		74	54

FCC Emissions radiated outside of the specified frequency bands below 30 MHz		
Frequency (MHz)	Field strength (microvolts/meter)	Measurement distance (meters)
0.009-0.490	2400/F(kHz)	300
0.490-1.705	24000/F(kHz)	30
1.705-30.0	30	30

This report shall not be reproduced except in full, without the written approval of UL Verification Services (Guangzhou) Co., Ltd, Song Shan Lake Branch.

FCC Restricted bands of operation refer to FCC §15.205 (a):

MHz	MHz	MHz	GHz
0.090-0.110	16.42-16.423	399.9-410	4.5-5.15
[1]0.495-0.505	16.69475-16.69525	608-614	5.35-5.46
2.1735-2.1905	16.80425-16.80475	960-1240	7.25-7.75
4.125-4.128	25.5-25.67	1300-1427	8.025-8.5
4.17725-4.17775	37.5-38.25	1435-1626.5	9.0-9.2
4.20725-4.20775	73-74.6	1645.5-1646.5	9.3-9.5
6.215-6.218	74.8-75.2	1660-1710	10.6-12.7
6.26775-6.26825	108-121.94	1718.8-1722.2	13.25-13.4
6.31175-6.31225	123-138	2200-2300	14.47-14.5
8.291-8.294	149.9-150.05	2310-2390	15.35-16.2
8.362-8.366	156.52475-156.52525	2483.5-2500	17.7-21.4
8.37625-8.38675	156.7-156.9	2690-2900	22.01-23.12
8.41425-8.41475	162.0125-167.17	3260-3267	23.6-24.0
12.29-12.293	167.72-173.2	3332-3339	31.2-31.8
12.51975-12.52025	240-285	3345.8-3358	36.43-36.5
12.57675-12.57725	322-335.4	3600-4400	([2])
13.36-13.41			

Note: [1]Until February 1, 1999, this restricted band shall be 0.490-0.510 MHz.
[2]Above 38.6c

This report shall not be reproduced except in full, without the written approval of UL Verification Services (Guangzhou) Co., Ltd, Song Shan Lake Branch.

TEST PROCEDURE

Below 30 MHz

The setting of the spectrum analyzer

RBW	200 Hz (From 9 kHz to 0.15 MHz)/ 9 kHz (From 0.15 MHz to 30 MHz)
VBW	200 Hz (From 9 kHz to 0.15 MHz)/ 9 kHz (From 0.15 MHz to 30 MHz)
Sweep	Auto

1. The testing follows the guidelines in ANSI C63.10-2013 clause 6.4.

2. The EUT was arranged to its worst case and then turntable (from 0 degree to 360 degrees) to find the maximum reading. A pre-amp and a high pass filter are used for the test in order to get better signal level. Both Horizontal, Face-on and Face-off polarizations of the antenna are set to make the measurement.

3. The EUT was placed on a turntable with 80 cm above ground.

4. The EUT was set 3 meters from the interference receiving antenna, which was mounted on the top of a 1 m height antenna tower.

5. The radiated emission limits are based on measurements employing a CISPR quasi-peak detector except for the frequency bands 9-90 kHz, 110-490 kHz and above 1000 MHz Radiated emission limits in these three bands are based on measurements employing an average detector.

6. For measurement below 1 GHz, the initial step in collecting conducted emission data is a spectrum analyzer peak detector mode pre-scanning the measurement frequency range. Significant peaks are then marked and then Quasi Peak and average detector mode re-measured. If the emission level of the EUT measured by the peak detector is 3 dB lower than the applicable limit, the peak emission level will be reported. Otherwise, the emission measurement will be repeated using the quasi-peak and average detector and reported.

7. Although these tests were performed other than open field site, adequate comparison measurements were confirmed against 30m open field site. Therefore sufficient tests were made to demonstrate that the alternative site produces results that correlate with the ones of tests made in an open field site based on KDB 414788.

8. The limits in CFR 47, Part 15, Subpart C, paragraph 15.209 (a), are identical to those in RSS-GEN Section 8.9, Table 6, since the measurements are performed in terms of magnetic field strength and converted to electric field strength levels (as reported in the table) using the free space impedance of 377Ω. For example, the measurement frequency X kHz resulted in a level of Y dBuV/m, which is equivalent to Y-51.5 = Z dBuA/m, which has the same margin, W dB, to the corresponding RSS-GEN Table 6 limit as it has to be 15.209(a) limit.

This report shall not be reproduced except in full, without the written approval of UL Verification Services (Guangzhou) Co., Ltd, Song Shan Lake Branch.

Below 1 GHz and above 30 MHz

The setting of the spectrum analyzer

RBW	120 kHz
VBW	300 kHz
Sweep	Auto
Detector	Peak/QP
Trace	Max hold

1. The testing follows the guidelines in ANSI C63.10-2013 clause 6.5.

2. The EUT was arranged to its worst case and then tune the antenna tower (from 1 m to 4 m) and turntable (from 0 degree to 360 degrees) to find the maximum reading. A pre-amp and a high pass filter are used for the test in order to get better signal level. Both horizontal and vertical polarizations of the antenna are set to make the measurement.

3. The EUT was placed on a turntable with 80 cm above ground.

4. The EUT was set 3 meters from the interference receiving antenna, which was mounted on the top of a variable height antenna tower.

5. For measurement below 1 GHz, the initial step in collecting conducted emission data is a spectrum analyzer peak detector mode pre-scanning the measurement frequency range. Significant peaks are then marked and then Quasi Peak detector mode re-measured. If the emission level of the EUT measured by the peak detector is 3 dB lower than the applicable limit, the peak emission level will be reported. Otherwise, the emission measurement will be repeated using the quasi-peak detector and reported.

This report shall not be reproduced except in full, without the written approval of UL Verification Services (Guangzhou) Co., Ltd, Song Shan Lake Branch.

Above 1 GHz

The setting of the spectrum analyzer

RBW	1 MHz
VBW	PEAK: 3 MHz AVG: see note 6
Sweep	Auto
Detector	Peak
Trace	Max hold

1. The testing follows the guidelines in ANSI C63.10-2013 clause 6.6.

2. The EUT was arranged to its worst case and then tune the antenna tower (from 1 m to 4 m) and turntable (from 0 degree to 360 degrees) to find the maximum reading. A pre-amp and a high pass filter are used for the test in order to get better signal level. Both horizontal and vertical polarizations of the antenna are set to make the measurement.

3. The EUT was placed on a turntable with 1.5 m above ground.

4. The EUT was set 3 meters from the interference receiving antenna, which was mounted on the top of a variable height antenna tower.

5. For measurement above 1 GHz, the emission measurement will be measured by the peak detector. This peak level, once corrected, must comply with the limit specified in Section 15.209.

6. For measurements above 1 GHz the resolution bandwidth is set to 1 MHz, then the video bandwidth is set to 3 MHz for peak measurements and 1 MHz resolution bandwidth with 1/T video bandwidth with peak detector for average measurements. For the Duty Cycle please refer to clause 7.5. ON TIME AND DUTY CYCLE.

X axis, Y axis, Z axis positions:

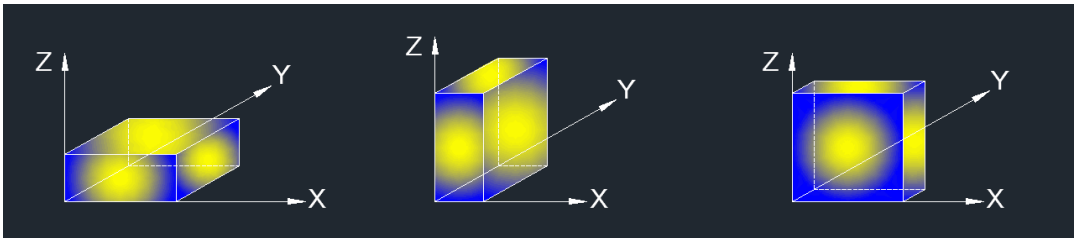

Note 1: For all radiated test, EUT in each of three orthogonal axis emissions had been tested, but only the worst case (X axis) data recorded in the report.

Note 2: The EUT was fully exercised with external accessories during the test. In the case of multiple accessory external ports, an external accessory shall be connected to one of each type of port.

This report shall not be reproduced except in full, without the written approval of UL Verification Services (Guangzhou) Co., Ltd, Song Shan Lake Branch.

For Restricted Bandedge:
Note:
1. Measurement = Reading Level + Correct Factor.
2. If the peak values are less than the average limit of 54 dBuV/m, the average result is deemed to comply with average limit.
3. Peak: Peak detector.
4. AVG: VBW=1/Ton, where: Ton is the transmitting duration.
5. For the transmitting duration, please refer to clause 7.5.
6. Only the worst data was recorded, if it complies with the limit, the other emissions deemed to comply with the limit.
7. Both horizontal and vertical have been tested, only the worst data was recorded in the report.
8. All modes, channels and antennas have been tested, only the worst data was recorded in the report.

For Radiate Spurious emission (9 kHz ~ 30 MHz):
Note:
1. Measurement = Reading Level + Correct Factor.
2. If the peak values are less than the QP limit, the QP result is deemed to comply with QP limit.
3. All 3 polarizations (Horizontal, Face-on and Face-off) of the loop antenna had been tested, but only the worst data recorded in the report.
4. All modes, channels and antennas have been tested, only the worst data was recorded in the report.

For Radiate Spurious Emission (30 MHz ~ 1 GHz):
Note:
1. Result Level = Read Level + Correct Factor.
2. If the peak values are less than the QP limit, the QP result is deemed to comply with QP limit.
3. All modes, channels and antennas have been tested, only the worst data was recorded in the report.

This report shall not be reproduced except in full, without the written approval of UL Verification Services (Guangzhou) Co., Ltd, Song Shan Lake Branch.

For Radiate Spurious Emission (1 GHz ~ 3 GHz):
1. Measurement = Reading Level + Correct Factor.
2. If the peak values are less than the average limit of 54 dBuV/m, the average result is deemed to comply with average limit.
3. Peak: Peak detector.
4. AVG: VBW=1/Ton, where: Ton is the transmitting duration.
5. For the transmitting duration, please refer to clause 7.5.
6. Filter losses were only considered in the spurious frequency bands and the authorized band was not corrected for Band reject filter losses.
7. Proper operation of the transmitter prior to adding the filter to the measurement chain.
8. All modes, channels and antennas have been tested, only the worst data was recorded in the report.

For Radiate Spurious Emission (3 GHz ~ 18 GHz):
Note:
1. Peak Result = Reading Level + Correct Factor.
2. If the peak values are less than the average limit of 54 dBuV/m, the average result is deemed to comply with average limit.
3. Peak: Peak detector.
4. AVG: VBW=1/Ton, where: Ton is the transmitting duration.
5. For the transmitting duration, please refer to clause 7.5.
6. Filter losses were only considered in the spurious frequency bands and the authorized band was not corrected for High Pass Filter losses.
7. Proper operation of the transmitter prior to adding the filter to the measurement chain.
8. All modes, channels and antennas have been tested, only the worst data was recorded in the report.

For Radiate Spurious emission (18 GHz ~ 26 GHz):
Note:
1. Measurement = Reading Level + Correct Factor.
2. If the peak values are less than the average limit of 54 dBuV/m, the average result is deemed to comply with average limit.
3. Peak: Peak detector.
4. All modes, channels and antennas have been tested, only the worst data was recorded in the report.

TEST ENVIRONMENT

Temperature	22.4℃	Relative Humidity	62.3%
Atmosphere Pressure	101 kPa	Test Voltage	DC 7.2 V

TEST RESULTS

This report shall not be reproduced except in full, without the written approval of UL Verification Services (Guangzhou) Co., Ltd, Song Shan Lake Branch.

8.1. RESTRICTED BANDEDGE

Test Mode:	SRD 1.4MHz PK	Frequency(MHz):	2403.5
Polarity:	Horizontal	Test Voltage:	DC 7.2 V

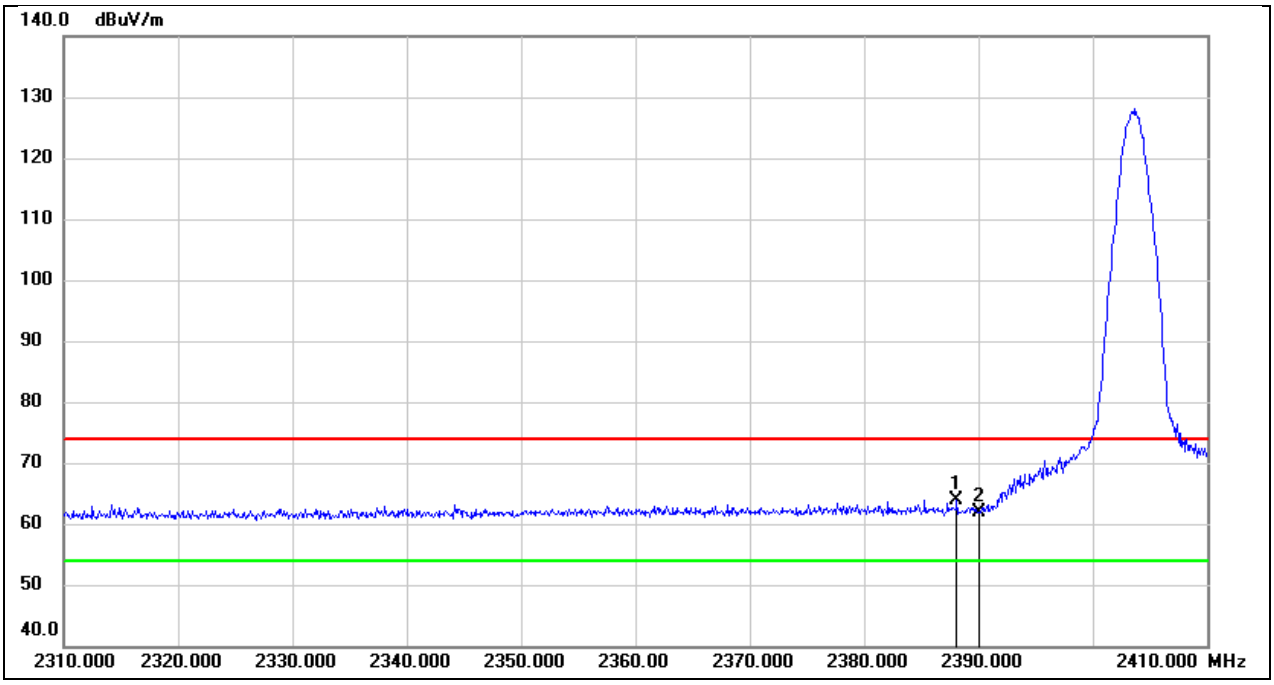

No.	Frequency (MHz)	Reading (dBuV)	Correct (dB/m)	Result (dBuV/m)	Limit (dBuV/m)	Margin (dB)	Remark
1	2388.100	30.98	32.92	63.90	74.00	-10.10	peak
2	2390.000	28.96	32.92	61.88	74.00	-12.12	peak

This report shall not be reproduced except in full, without the written approval of UL Verification Services (Guangzhou) Co., Ltd, Song Shan Lake Branch.

Test Mode:	SRD 1.4MHz AV	Frequency(MHz):	2403.5
Polarity:	Horizontal	Test Voltage:	DC 7.2 V

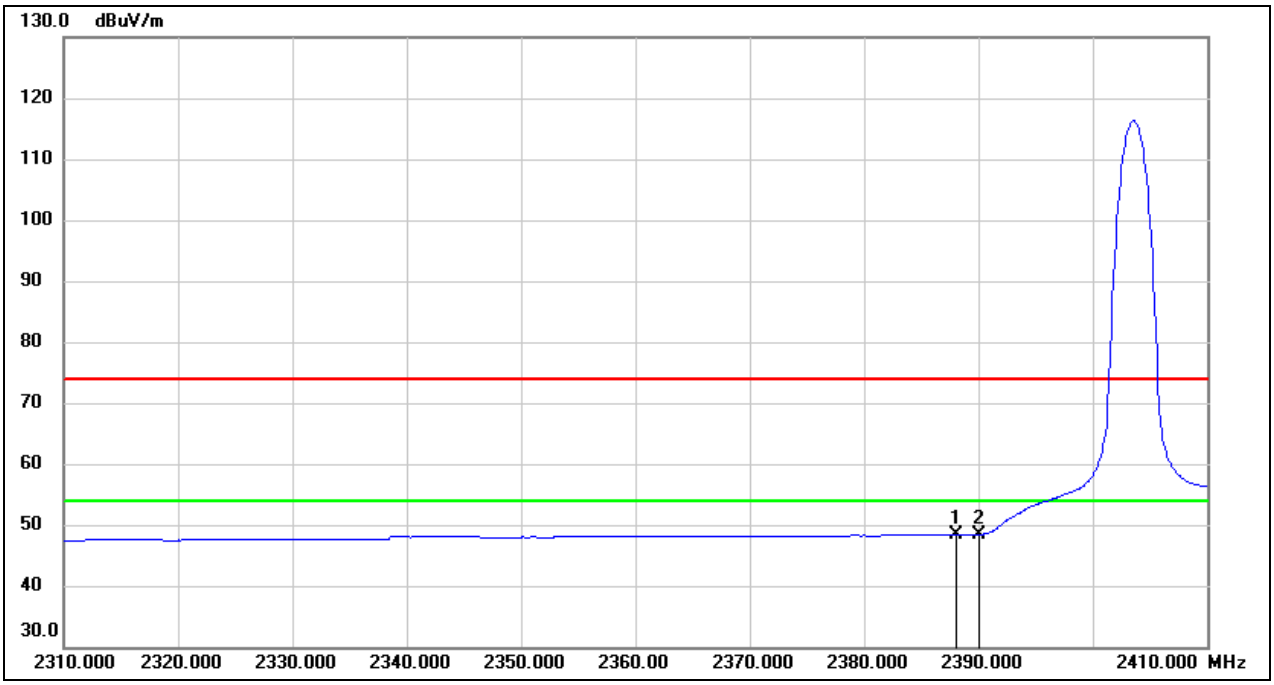

No.	Frequency (MHz)	Reading (dBuV)	Correct (dB/m)	Result (dBuV/m)	Limit (dBuV/m)	Margin (dB)	Remark
1	2388.100	15.49	32.92	48.41	54.00	-5.59	AVG
2	2390.000	15.46	32.92	48.38	54.00	-5.62	AVG

This report shall not be reproduced except in full, without the written approval of UL Verification Services (Guangzhou) Co., Ltd, Song Shan Lake Branch.

Test Mode:	SRD 1.4MHz PK	Frequency(MHz):	2403.5
Polarity:	Vertical	Test Voltage:	DC 7.2 V

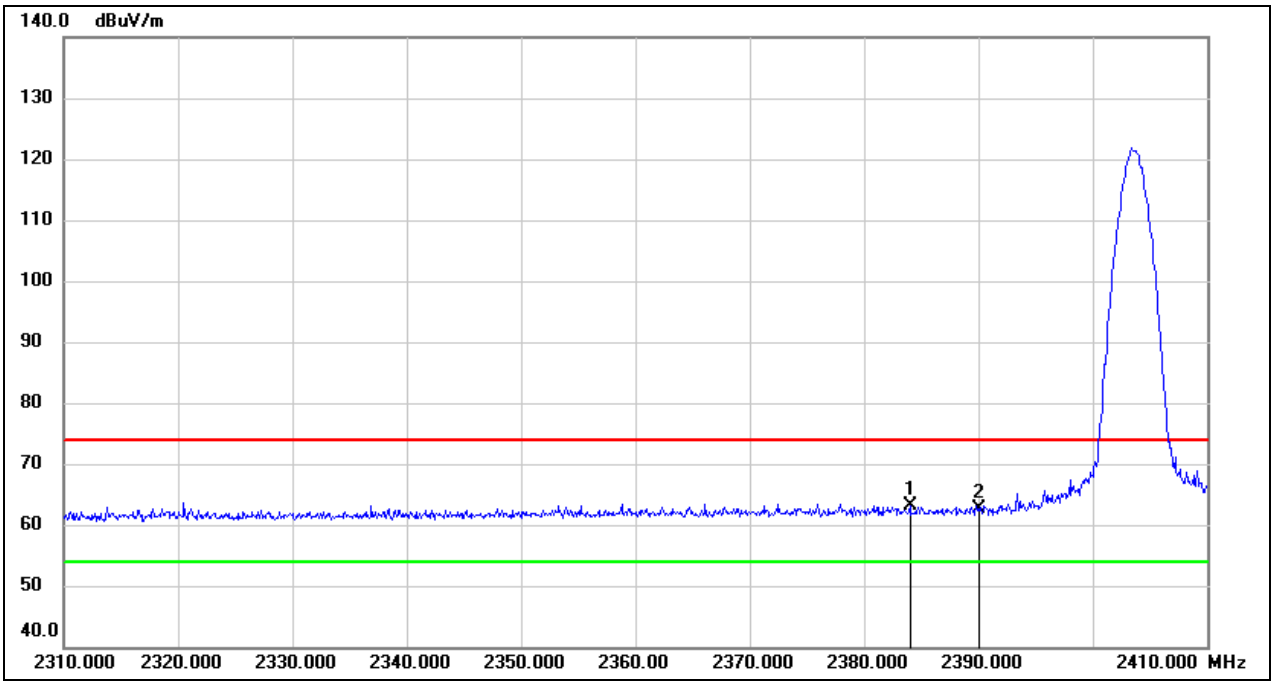

No.	Frequency (MHz)	Reading (dBuV)	Correct (dB/m)	Result (dBuV/m)	Limit (dBuV/m)	Margin (dB)	Remark
1	2384.000	30.34	32.89	63.23	74.00	-10.77	peak
2	2390.000	29.67	32.92	62.59	74.00	-11.41	peak

This report shall not be reproduced except in full, without the written approval of UL Verification Services (Guangzhou) Co., Ltd, Song Shan Lake Branch.

Test Mode:	SRD 1.4MHz AV	Frequency(MHz):	2403.5
Polarity:	Vertical	Test Voltage:	DC 7.2 V

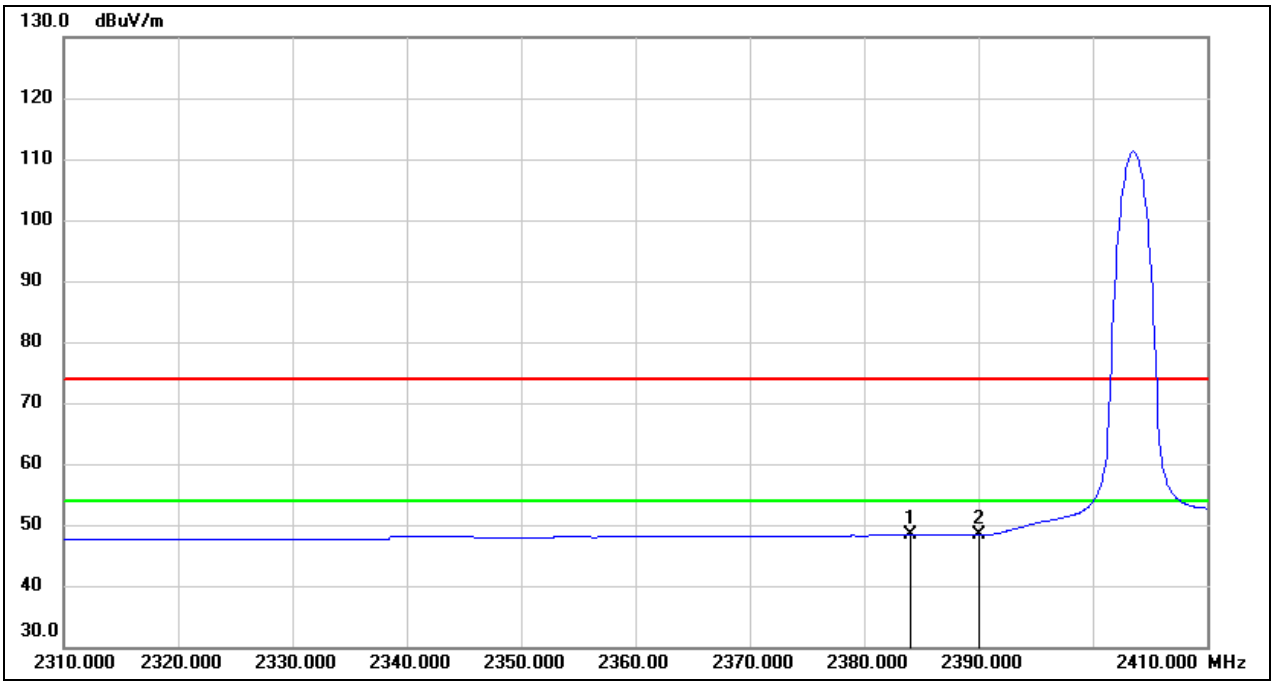

No.	Frequency (MHz)	Reading (dBuV)	Correct (dB/m)	Result (dBuV/m)	Limit (dBuV/m)	Margin (dB)	Remark
1	2384.000	15.43	32.89	48.32	54.00	-5.68	AVG
2	2390.000	15.43	32.92	48.35	54.00	-5.65	AVG

This report shall not be reproduced except in full, without the written approval of UL Verification Services (Guangzhou) Co., Ltd, Song Shan Lake Branch.

Test Mode:	SRD 1.4MHz PK	Frequency(MHz):	2469.12
Polarity:	Horizontal	Test Voltage:	DC 7.2 V

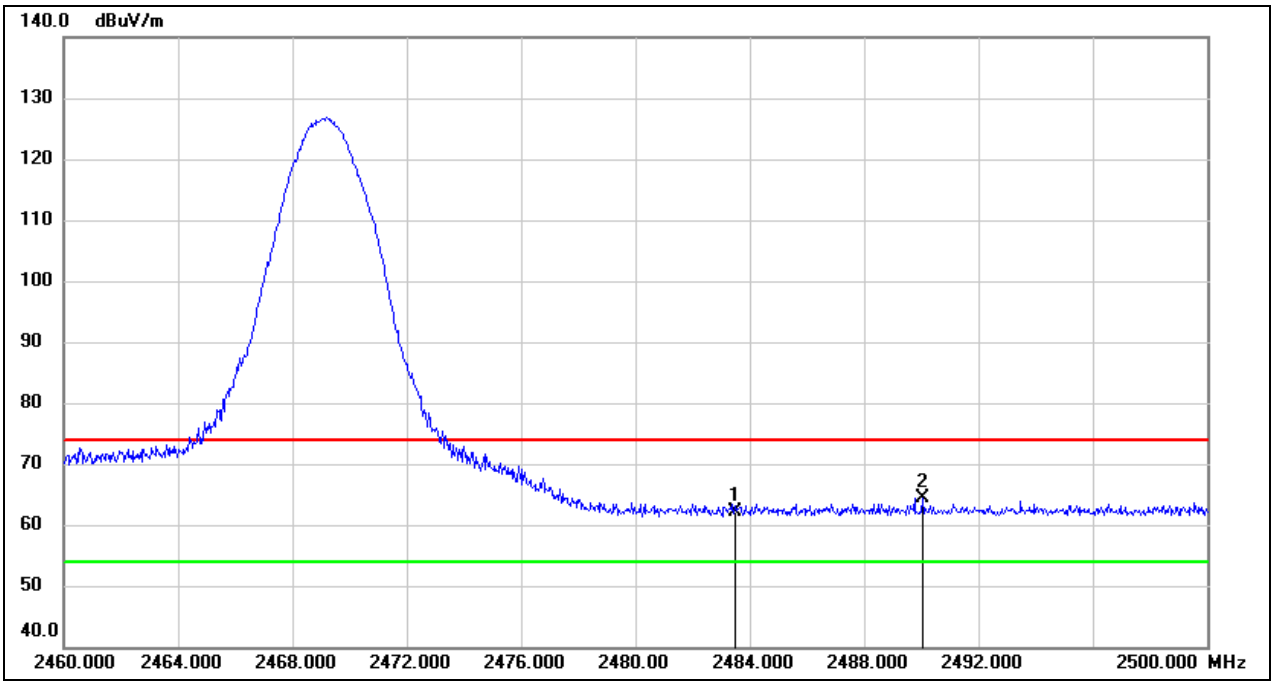

No.	Frequency (MHz)	Reading (dBuV)	Correct (dB/m)	Result (dBuV/m)	Limit (dBuV/m)	Margin (dB)	Remark
1	2483.500	29.31	32.94	62.25	74.00	-11.75	peak
2	2490.040	31.40	32.93	64.33	74.00	-9.67	peak

This report shall not be reproduced except in full, without the written approval of UL Verification Services (Guangzhou) Co., Ltd, Song Shan Lake Branch.

Test Mode:	SRD 1.4MHz AV	Frequency(MHz):	2469.12
Polarity:	Horizontal	Test Voltage:	DC 7.2 V

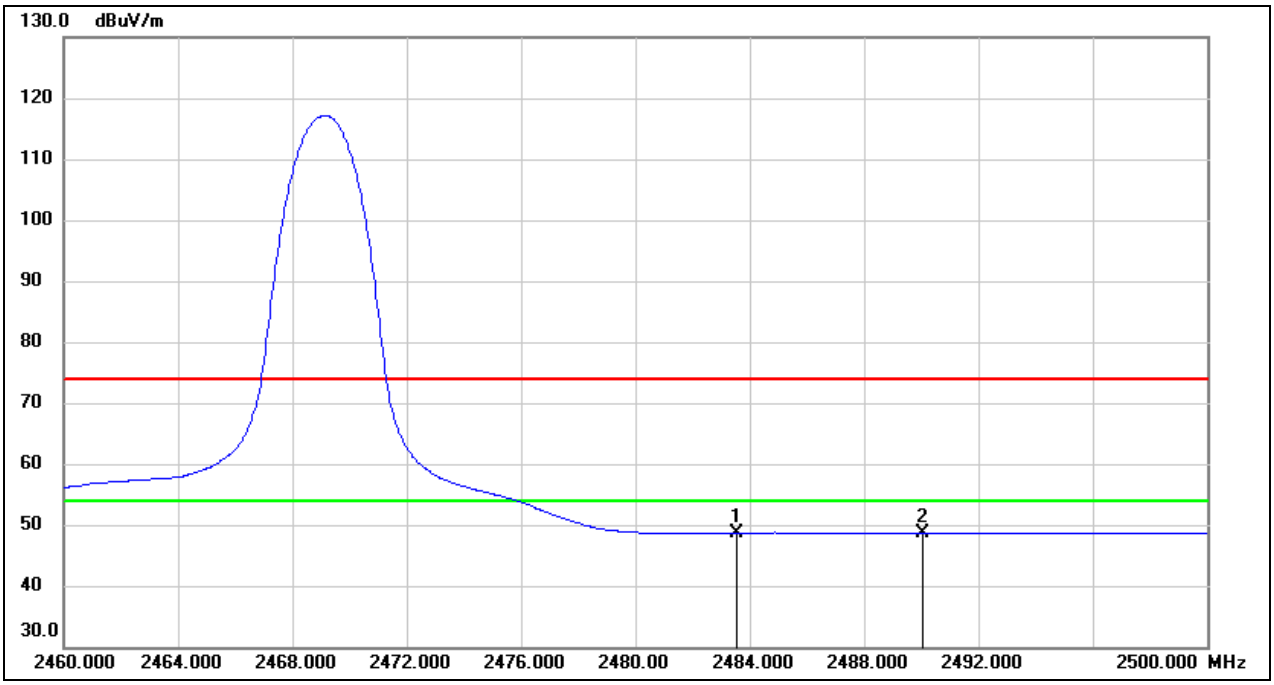

No.	Frequency (MHz)	Reading (dBuV)	Correct (dB/m)	Result (dBuV/m)	Limit (dBuV/m)	Margin (dB)	Remark
1	2483.500	15.73	32.94	48.67	54.00	-5.33	AVG
2	2490.040	15.70	32.93	48.63	54.00	-5.37	AVG

This report shall not be reproduced except in full, without the written approval of UL Verification Services (Guangzhou) Co., Ltd, Song Shan Lake Branch.

Test Mode:	SRD 3MHz PK	Frequency(MHz):	2405.5
Polarity:	Horizontal	Test Voltage:	DC 7.2 V

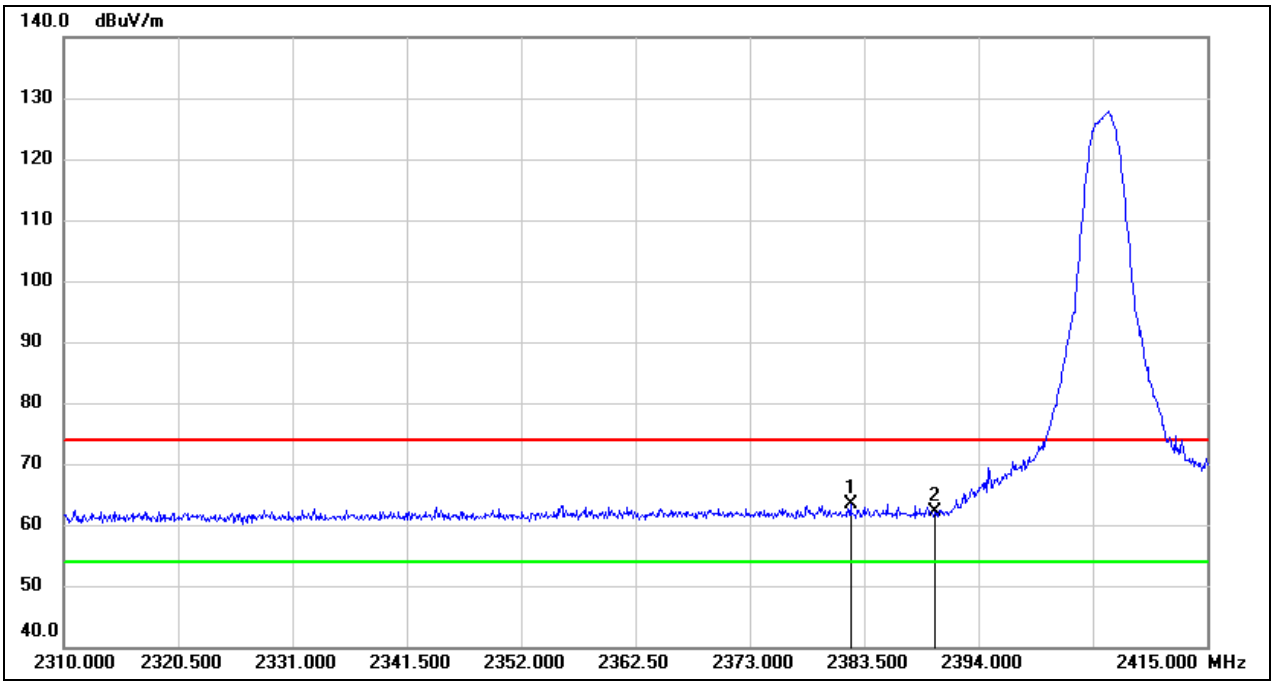

No.	Frequency (MHz)	Reading (dBuV)	Correct (dB/m)	Result (dBuV/m)	Limit (dBuV/m)	Margin (dB)	Remark
1	2382.240	30.50	32.88	63.38	74.00	-10.62	peak
2	2390.000	29.12	32.92	62.04	74.00	-11.96	peak

This report shall not be reproduced except in full, without the written approval of UL Verification Services (Guangzhou) Co., Ltd, Song Shan Lake Branch.

Test Mode:	SRD 3MHz AV	Frequency(MHz):	2405.5
Polarity:	Horizontal	Test Voltage:	DC 7.2 V

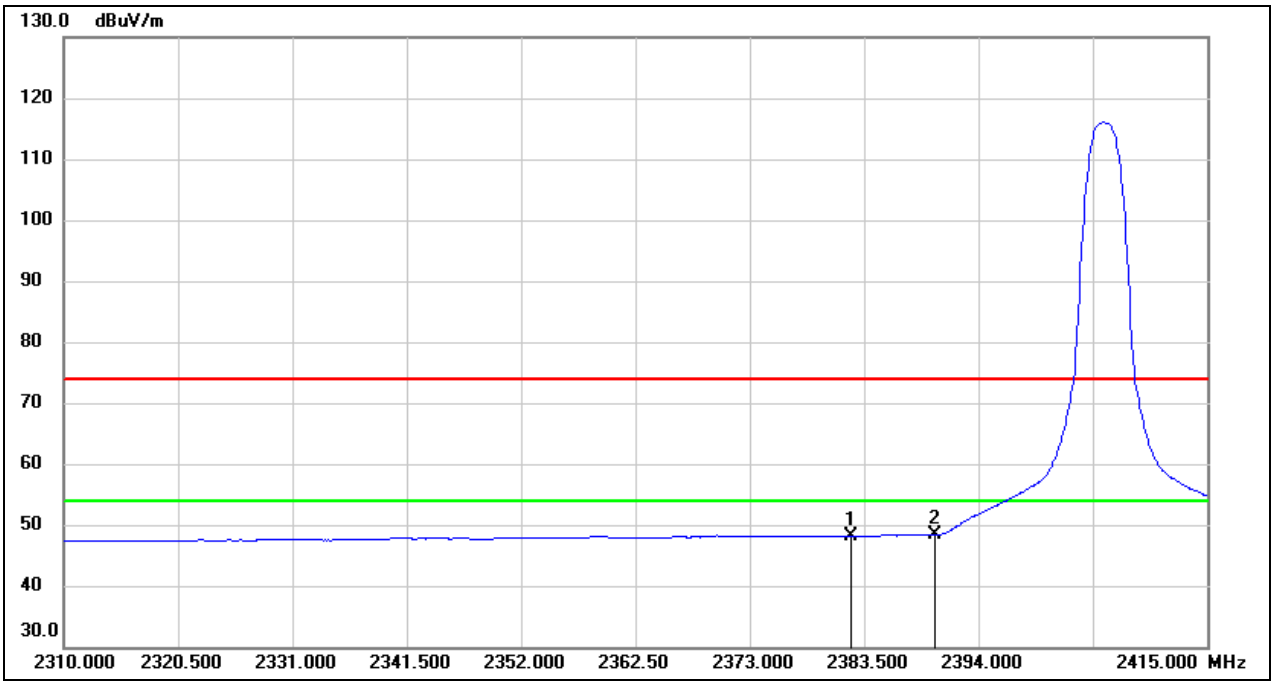

No.	Frequency (MHz)	Reading (dBuV)	Correct (dB/m)	Result (dBuV/m)	Limit (dBuV/m)	Margin (dB)	Remark
1	2382.240	15.31	32.88	48.19	54.00	-5.81	AVG
2	2390.000	15.41	32.92	48.33	54.00	-5.67	AVG

This report shall not be reproduced except in full, without the written approval of UL Verification Services (Guangzhou) Co., Ltd, Song Shan Lake Branch.

Test Mode:	SRD 3MHz PK	Frequency(MHz):	2468.2
Polarity:	Horizontal	Test Voltage:	DC 7.2 V

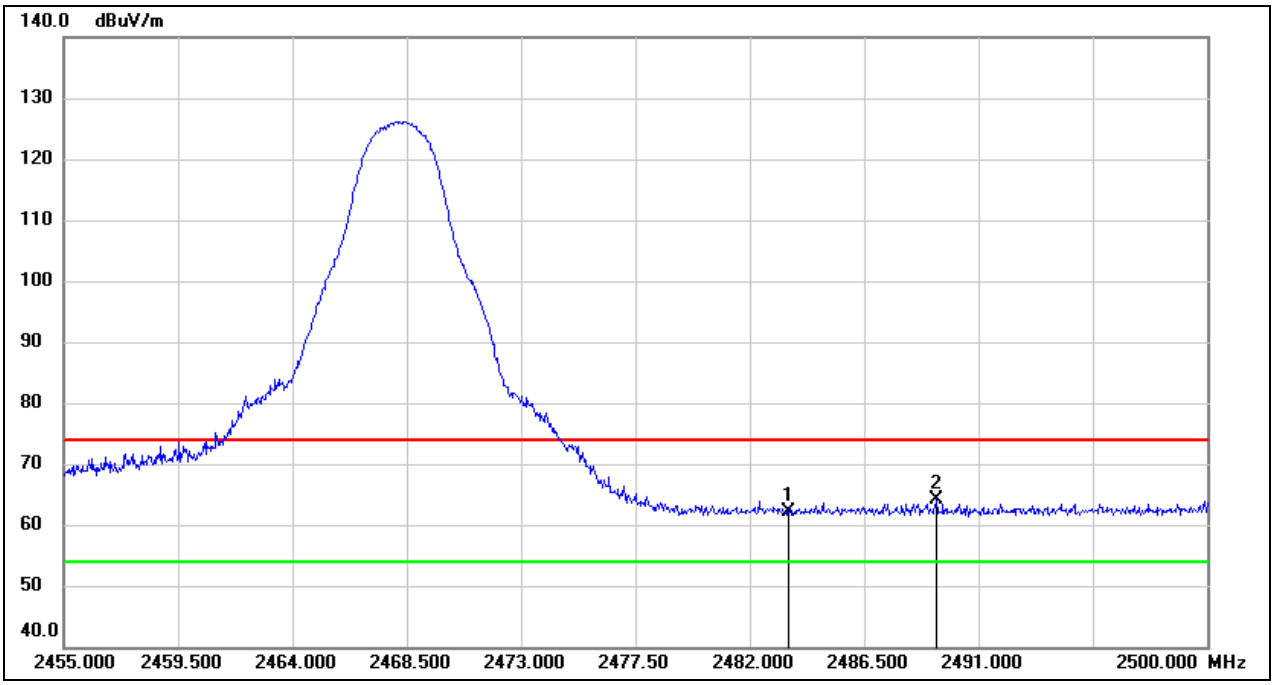

No.	Frequency (MHz)	Reading (dBuV)	Correct (dB/m)	Result (dBuV/m)	Limit (dBuV/m)	Margin (dB)	Remark
1	2483.500	29.24	32.94	62.18	74.00	-11.82	peak
2	2489.335	31.12	32.93	64.05	74.00	-9.95	peak

This report shall not be reproduced except in full, without the written approval of UL Verification Services (Guangzhou) Co., Ltd, Song Shan Lake Branch.

Test Mode:	SRD 3MHz AV	Frequency(MHz):	2468.2
Polarity:	Horizontal	Test Voltage:	DC 7.2 V

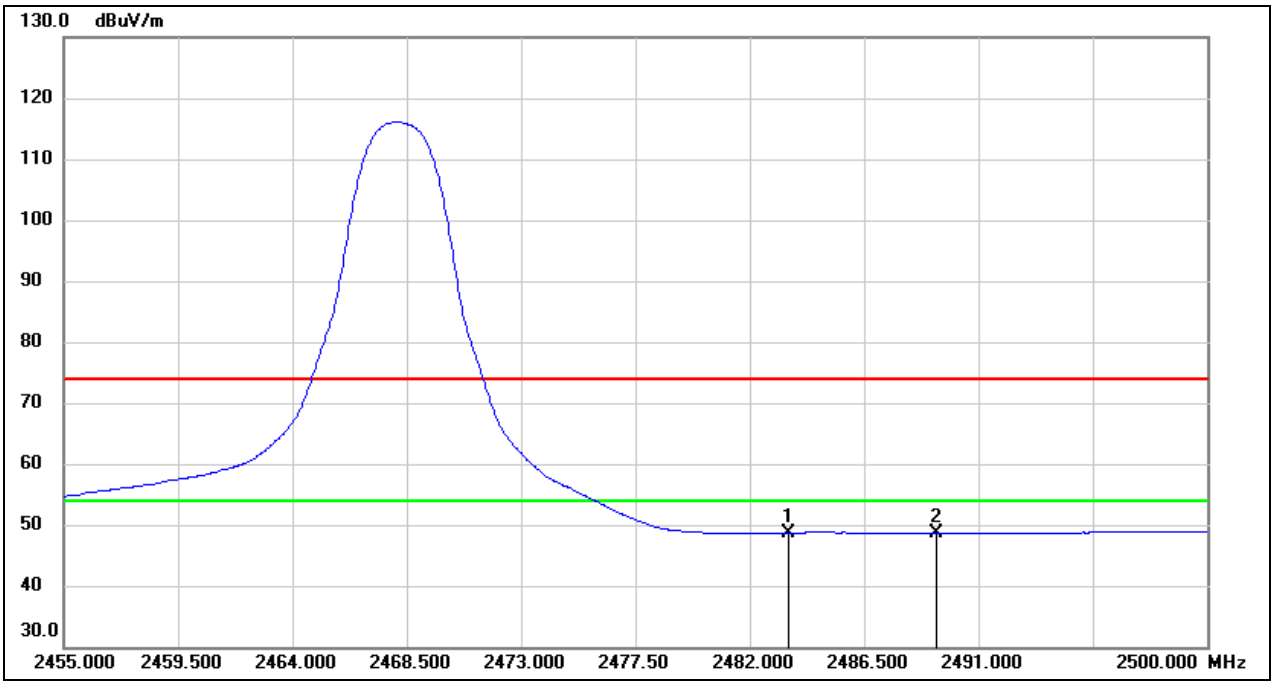

No.	Frequency (MHz)	Reading (dBuV)	Correct (dB/m)	Result (dBuV/m)	Limit (dBuV/m)	Margin (dB)	Remark
1	2483.500	15.79	32.94	48.73	54.00	-5.27	AVG
2	2489.335	15.72	32.93	48.65	54.00	-5.35	AVG

This report shall not be reproduced except in full, without the written approval of UL Verification Services (Guangzhou) Co., Ltd, Song Shan Lake Branch.

Test Mode:	SRD 5MHz PK	Frequency(MHz):	2404.5
Polarity:	Horizontal	Test Voltage:	DC 7.2 V

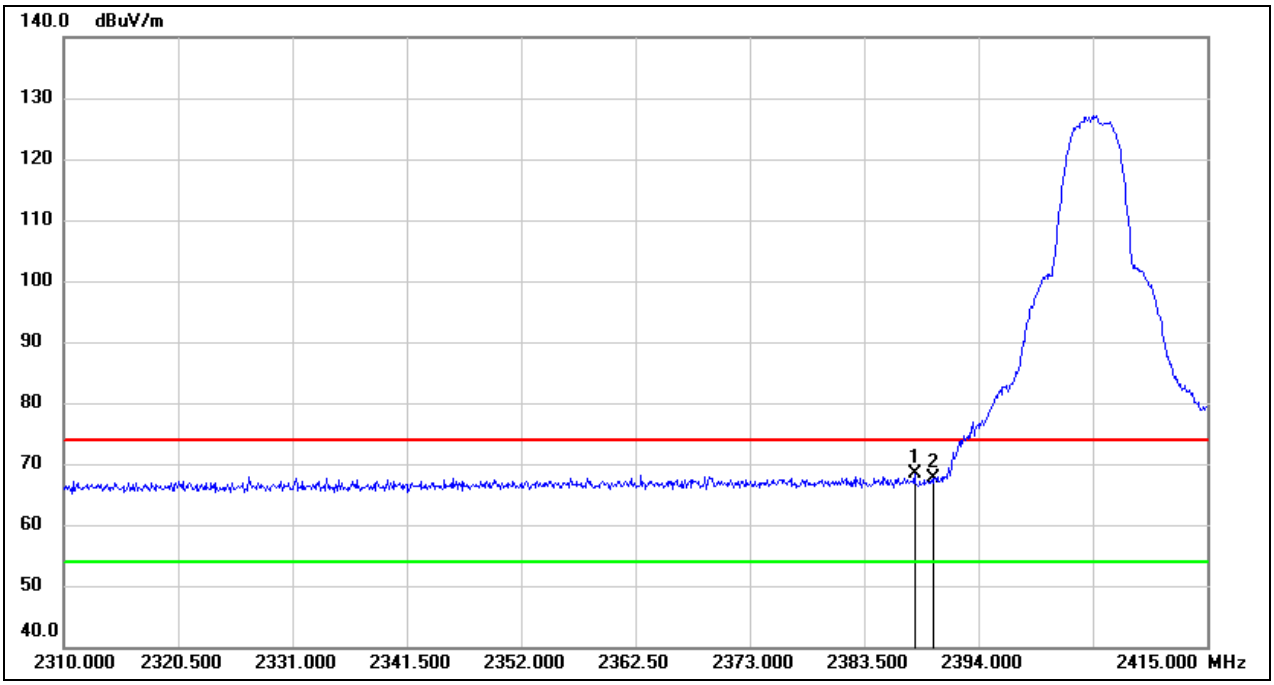

No.	Frequency (MHz)	Reading (dBuV)	Correct (dB/m)	Result (dBuV/m)	Limit (dBuV/m)	Margin (dB)	Remark
1	2388.120	35.49	32.92	68.41	74.00	-5.59	peak
2	2390.000	34.65	32.92	67.57	74.00	-6.43	peak

This report shall not be reproduced except in full, without the written approval of UL Verification Services (Guangzhou) Co., Ltd, Song Shan Lake Branch.

Test Mode:	SRD 5MHz AV	Frequency(MHz):	2404.5
Polarity:	Horizontal	Test Voltage:	DC 7.2 V

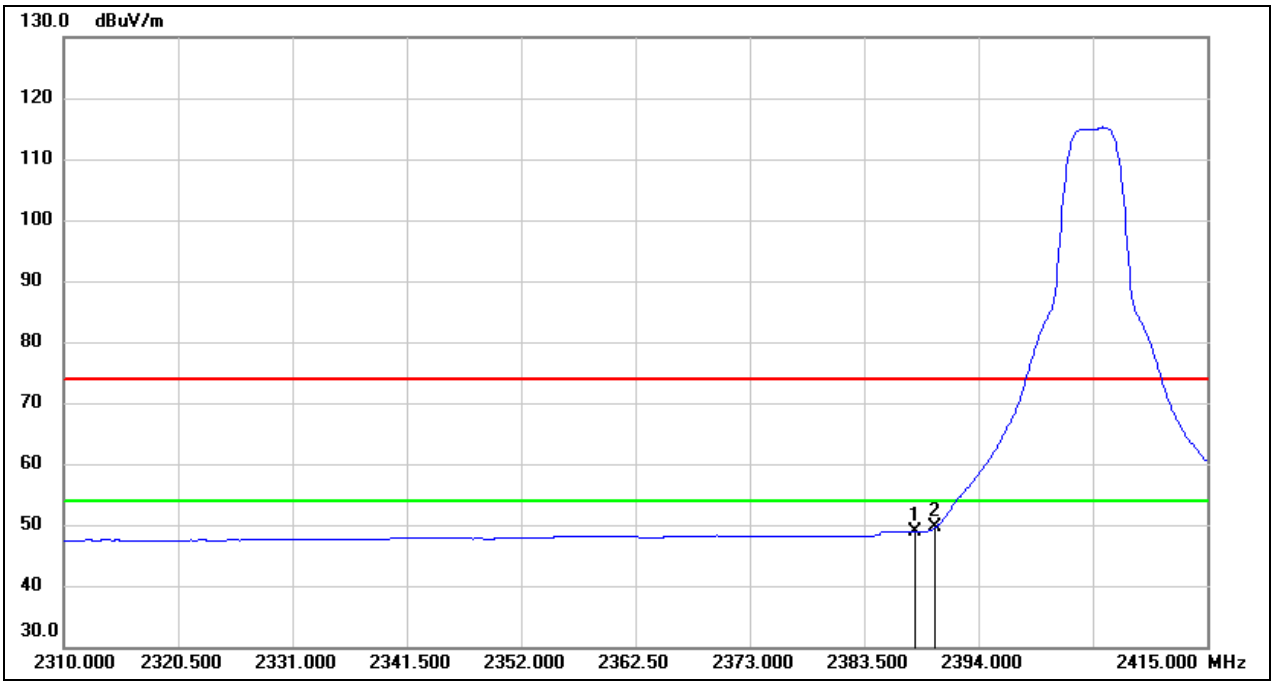

No.	Frequency (MHz)	Reading (dBuV)	Correct (dB/m)	Result (dBuV/m)	Limit (dBuV/m)	Margin (dB)	Remark
1	2388.120	15.91	32.92	48.83	54.00	-5.17	AVG
2	2390.000	16.63	32.92	49.55	54.00	-4.45	AVG

This report shall not be reproduced except in full, without the written approval of UL Verification Services (Guangzhou) Co., Ltd, Song Shan Lake Branch.

Test Mode:	SRD 5MHz PK	Frequency(MHz):	2469.5
Polarity:	Horizontal	Test Voltage:	DC 7.2 V

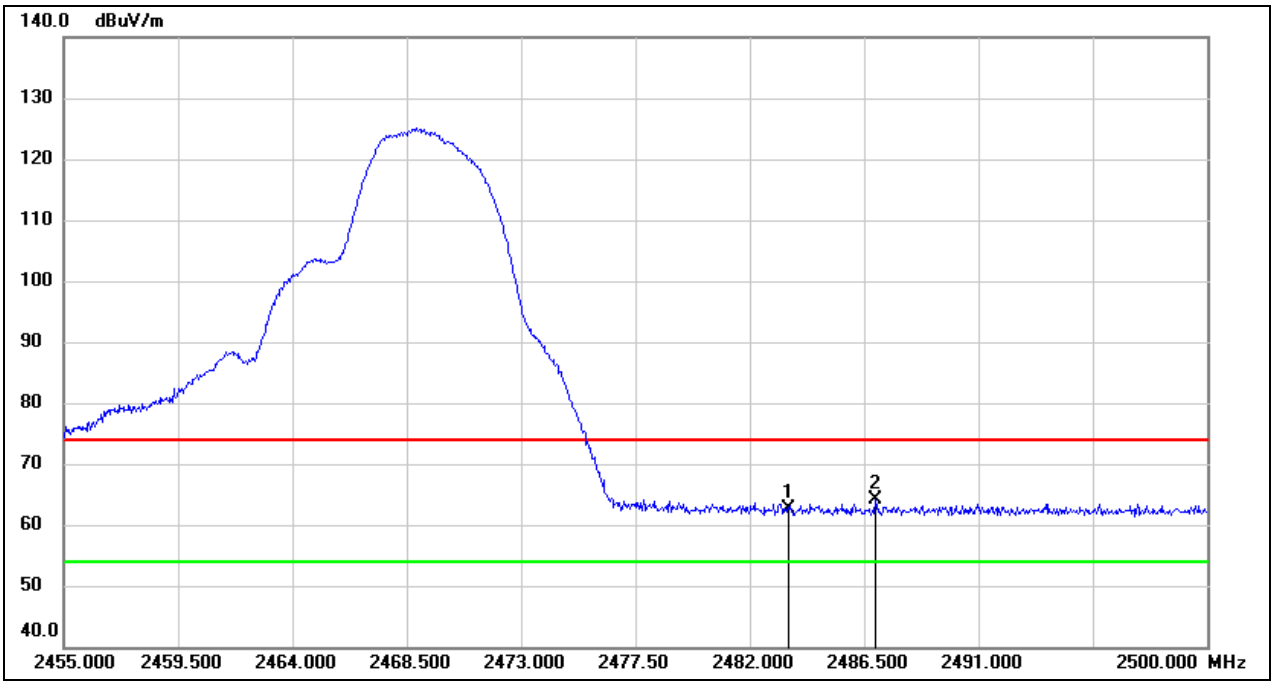

No.	Frequency (MHz)	Reading (dBuV)	Correct (dB/m)	Result (dBuV/m)	Limit (dBuV/m)	Margin (dB)	Remark
1	2483.500	29.67	32.94	62.61	74.00	-11.39	peak
2	2486.950	31.25	32.94	64.19	74.00	-9.81	peak

This report shall not be reproduced except in full, without the written approval of UL Verification Services (Guangzhou) Co., Ltd, Song Shan Lake Branch.

Test Mode:	SRD 5MHz AV	Frequency(MHz):	2469.5
Polarity:	Horizontal	Test Voltage:	DC 7.2 V

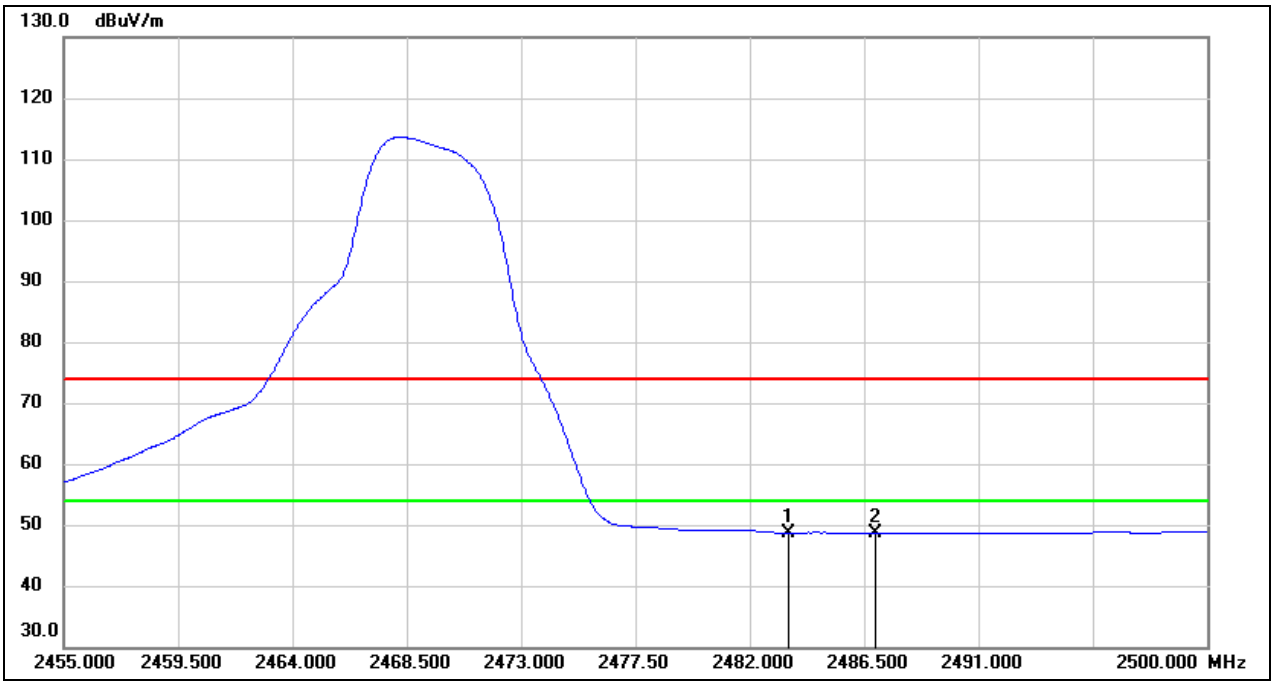

No.	Frequency (MHz)	Reading (dBuV)	Correct (dB/m)	Result (dBuV/m)	Limit (dBuV/m)	Margin (dB)	Remark
1	2483.500	15.80	32.94	48.74	54.00	-5.26	AVG
2	2486.950	15.69	32.94	48.63	54.00	-5.37	AVG

This report shall not be reproduced except in full, without the written approval of UL Verification Services (Guangzhou) Co., Ltd, Song Shan Lake Branch.

Test Mode:	SRD 10MHz PK	Frequency(MHz):	2407.5
Polarity:	Horizontal	Test Voltage:	DC 7.2 V

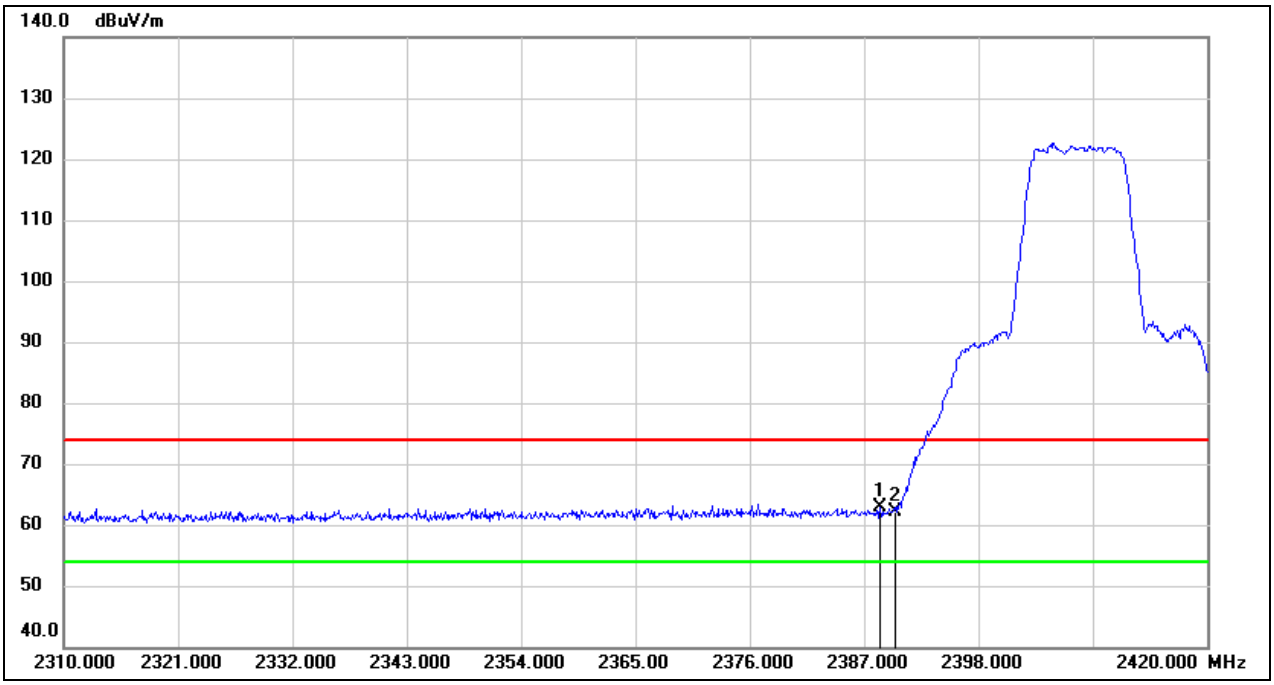

No.	Frequency (MHz)	Reading (dBuV)	Correct (dB/m)	Result (dBuV/m)	Limit (dBuV/m)	Margin (dB)	Remark
1	2388.540	29.96	32.92	62.88	74.00	-11.12	peak
2	2390.000	29.30	32.92	62.22	74.00	-11.78	peak

This report shall not be reproduced except in full, without the written approval of UL Verification Services (Guangzhou) Co., Ltd, Song Shan Lake Branch.

Test Mode:	SRD 10MHz AV	Frequency(MHz):	2407.5
Polarity:	Horizontal	Test Voltage:	DC 7.2 V

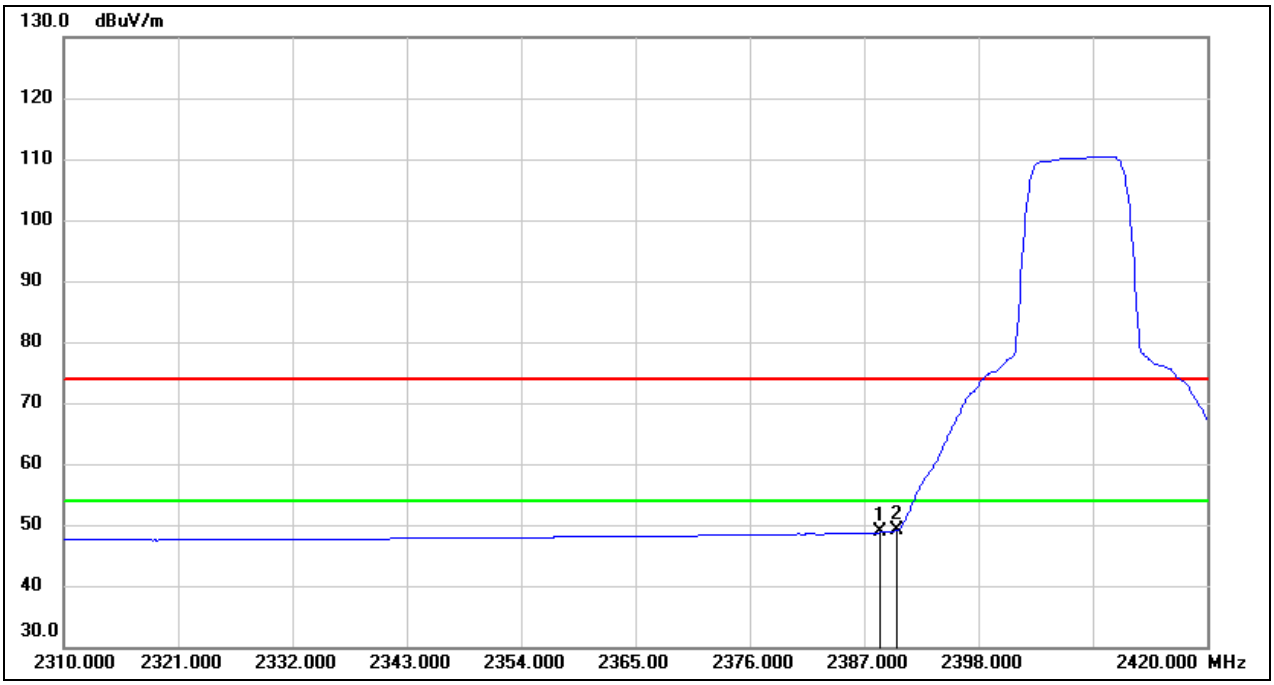

No.	Frequency (MHz)	Reading (dBuV)	Correct (dB/m)	Result (dBuV/m)	Limit (dBuV/m)	Margin (dB)	Remark
1	2388.540	15.84	32.92	48.76	54.00	-5.24	AVG
2	2390.000	16.16	32.92	49.08	54.00	-4.92	AVG

This report shall not be reproduced except in full, without the written approval of UL Verification Services (Guangzhou) Co., Ltd, Song Shan Lake Branch.

Test Mode:	SRD 10MHz PK	Frequency(MHz):	2467.5
Polarity:	Horizontal	Test Voltage:	DC 7.2 V

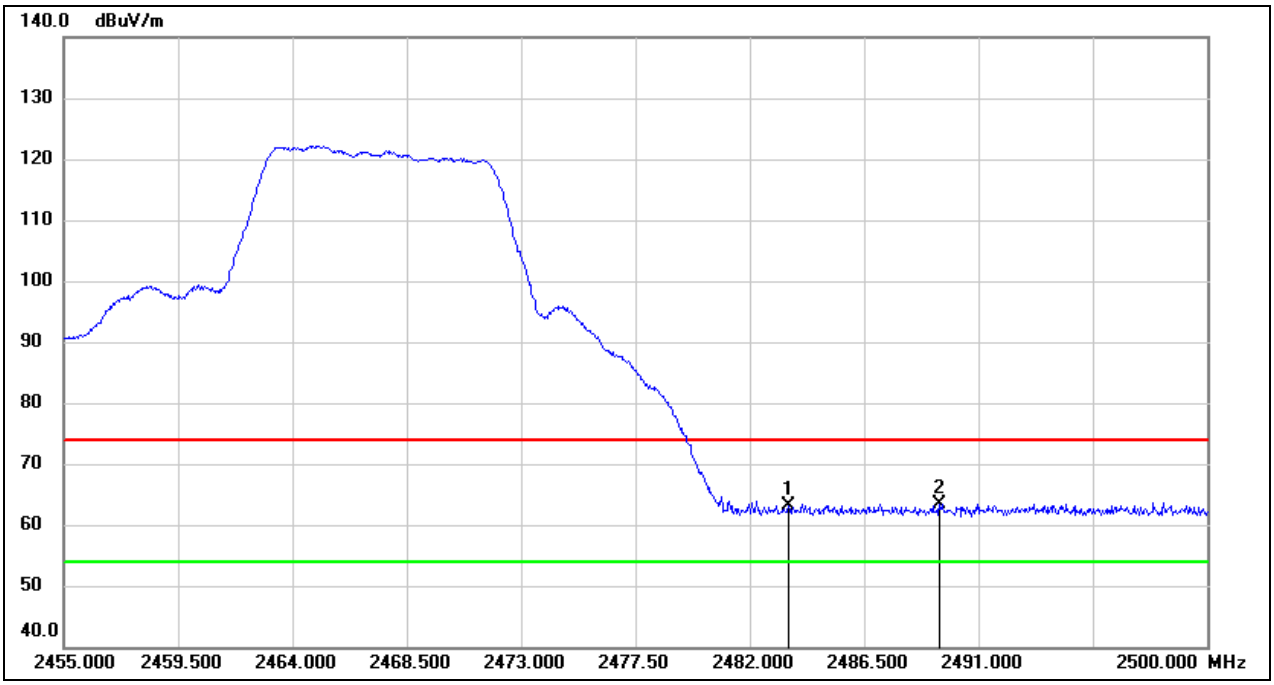

No.	Frequency (MHz)	Reading (dBuV)	Correct (dB/m)	Result (dBuV/m)	Limit (dBuV/m)	Margin (dB)	Remark
1	2483.500	30.09	32.94	63.03	74.00	-10.97	peak
2	2489.470	30.43	32.93	63.36	74.00	-10.64	peak

This report shall not be reproduced except in full, without the written approval of UL Verification Services (Guangzhou) Co., Ltd, Song Shan Lake Branch.

Test Mode:	SRD 10MHz AV	Frequency(MHz):	2467.5
Polarity:	Horizontal	Test Voltage:	DC 7.2 V

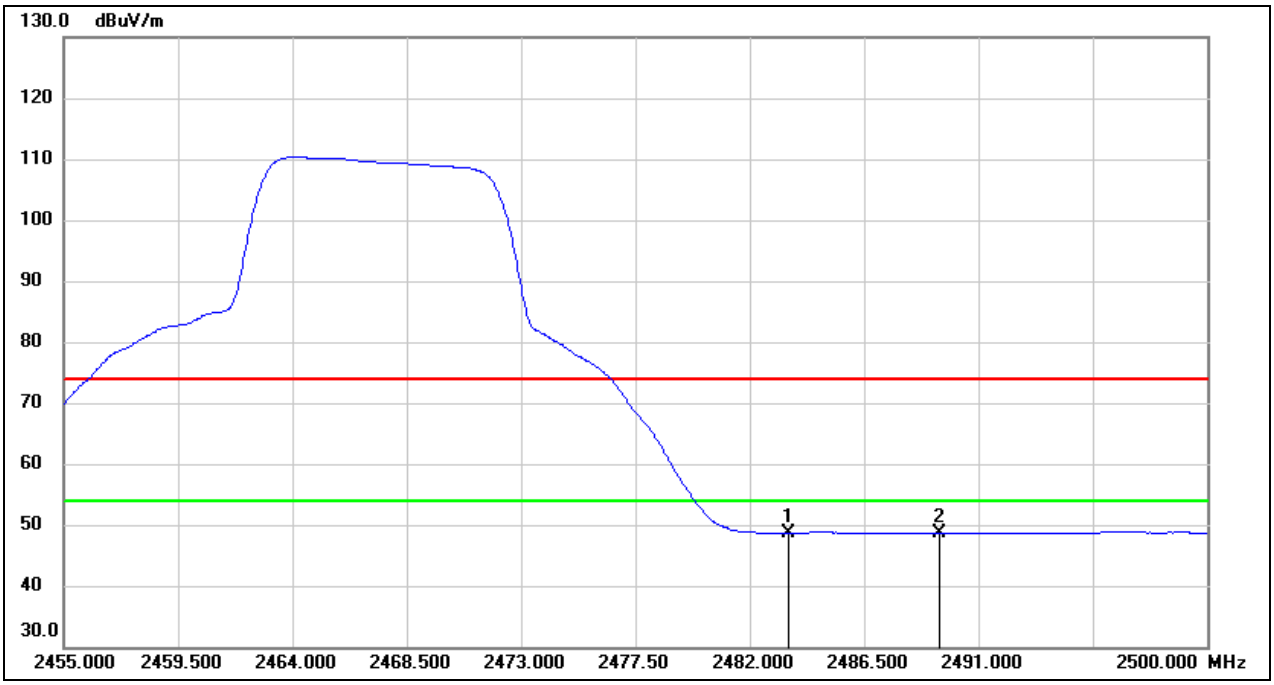

No.	Frequency (MHz)	Reading (dBuV)	Correct (dB/m)	Result (dBuV/m)	Limit (dBuV/m)	Margin (dB)	Remark
1	2483.500	15.80	32.94	48.74	54.00	-5.26	AVG
2	2489.470	15.70	32.93	48.63	54.00	-5.37	AVG

This report shall not be reproduced except in full, without the written approval of UL Verification Services (Guangzhou) Co., Ltd, Song Shan Lake Branch.

Test Mode:	SRD 20MHz PK	Frequency(MHz):	2412.5
Polarity:	Horizontal	Test Voltage:	DC 7.2 V

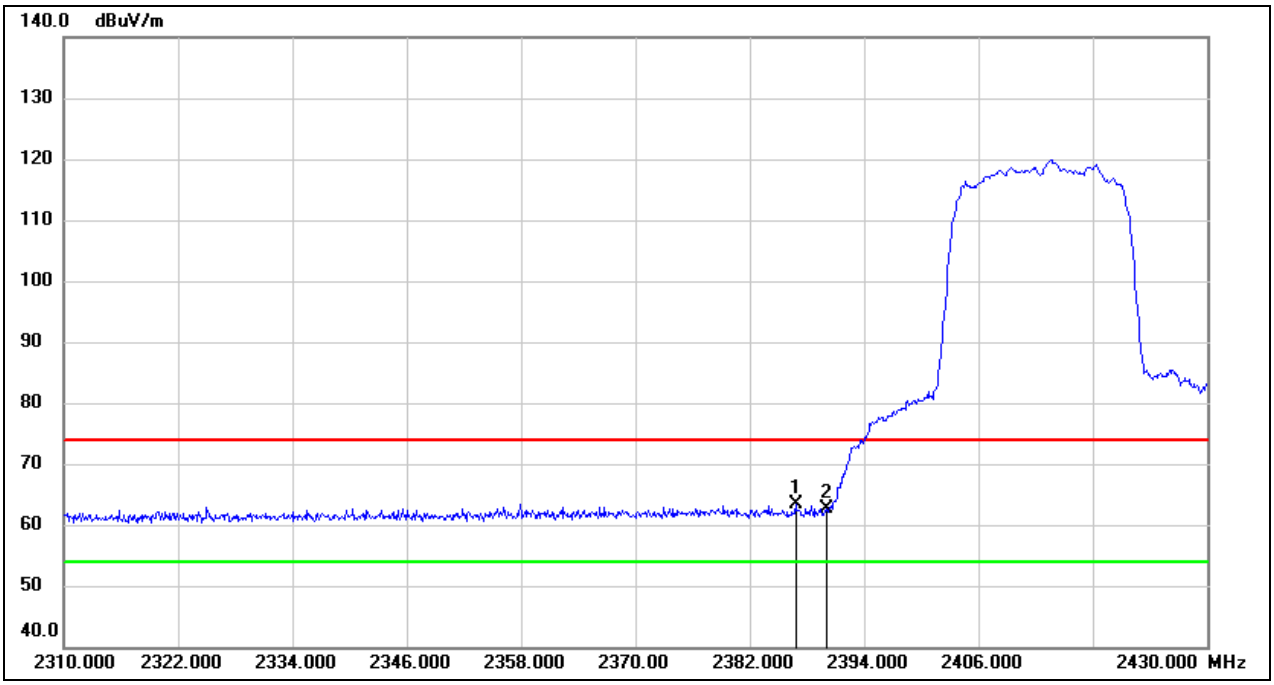

No.	Frequency (MHz)	Reading (dBuV)	Correct (dB/m)	Result (dBuV/m)	Limit (dBuV/m)	Margin (dB)	Remark
1	2386.800	30.58	32.91	63.49	74.00	-10.51	peak
2	2390.000	29.67	32.92	62.59	74.00	-11.41	peak

This report shall not be reproduced except in full, without the written approval of UL Verification Services (Guangzhou) Co., Ltd, Song Shan Lake Branch.

Test Mode:	SRD 20MHz AV	Frequency(MHz):	2412.5
Polarity:	Horizontal	Test Voltage:	DC 7.2 V

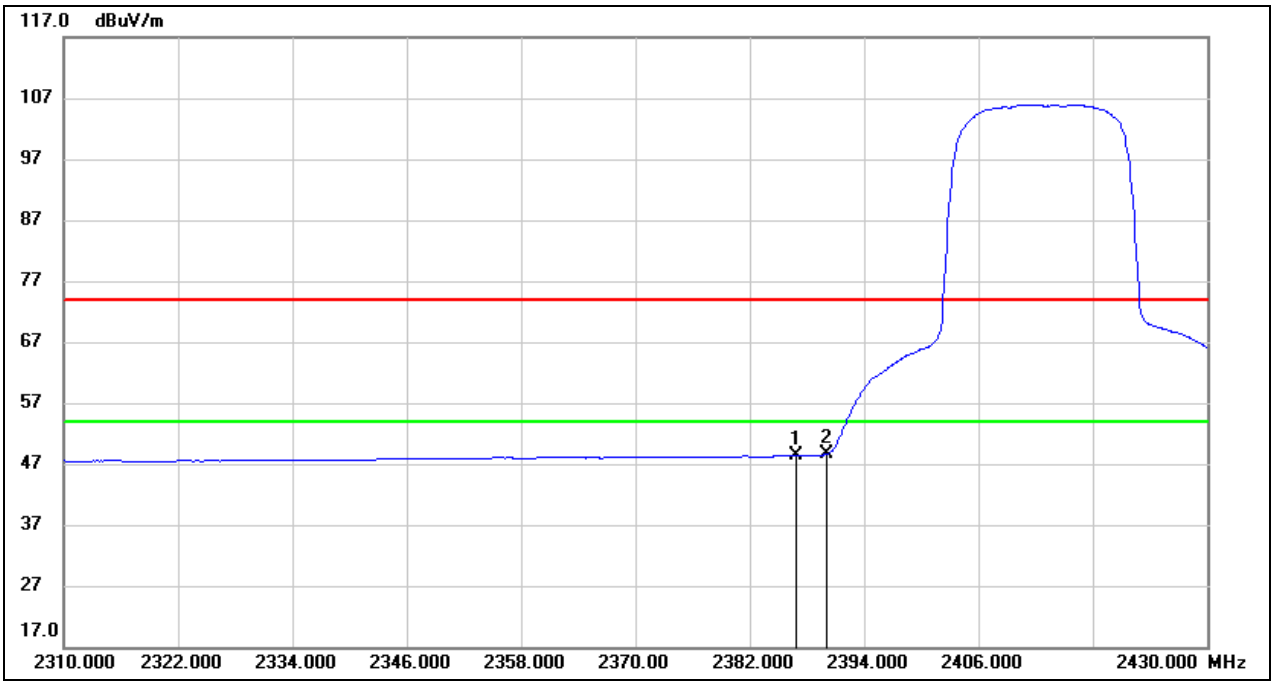

No.	Frequency (MHz)	Reading (dBuV)	Correct (dB/m)	Result (dBuV/m)	Limit (dBuV/m)	Margin (dB)	Remark
1	2386.800	15.37	32.91	48.28	54.00	-5.72	AVG
2	2390.000	15.64	32.92	48.56	54.00	-5.44	AVG

This report shall not be reproduced except in full, without the written approval of UL Verification Services (Guangzhou) Co., Ltd, Song Shan Lake Branch.

Test Mode:	SRD 20MHz PK	Frequency(MHz):	2462.5
Polarity:	Horizontal	Test Voltage:	DC 7.2 V

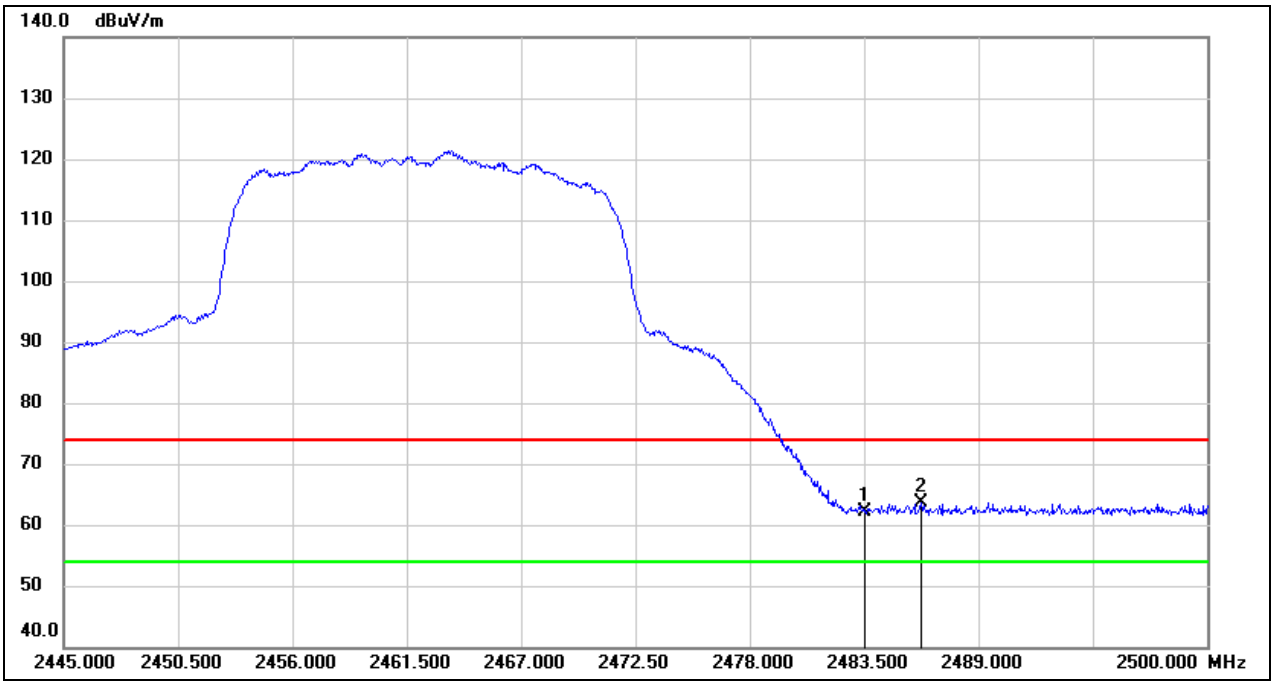

No.	Frequency (MHz)	Reading (dBuV)	Correct (dB/m)	Result (dBuV/m)	Limit (dBuV/m)	Margin (dB)	Remark
1	2483.500	29.19	32.94	62.13	74.00	-11.87	peak
2	2486.250	30.69	32.93	63.62	74.00	-10.38	peak

This report shall not be reproduced except in full, without the written approval of UL Verification Services (Guangzhou) Co., Ltd, Song Shan Lake Branch.

Test Mode:	SRD 20MHz AV	Frequency(MHz):	2462.5
Polarity:	Horizontal	Test Voltage:	DC 7.2 V

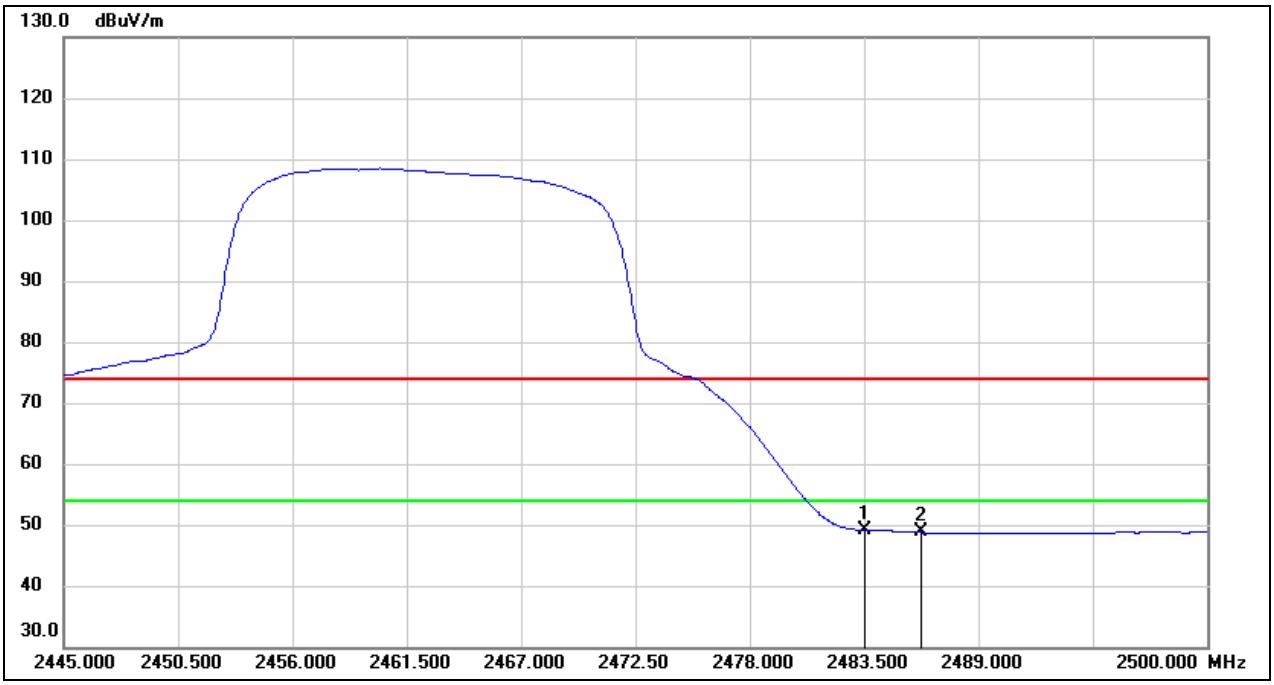

No.	Frequency (MHz)	Reading (dBuV)	Correct (dB/m)	Result (dBuV/m)	Limit (dBuV/m)	Margin (dB)	Remark
1	2483.500	16.09	32.94	49.03	54.00	-4.97	AVG
2	2486.250	15.87	32.93	48.80	54.00	-5.20	AVG

This report shall not be reproduced except in full, without the written approval of UL Verification Services (Guangzhou) Co., Ltd, Song Shan Lake Branch.

Test Mode:	SRD 40MHz PK	Frequency(MHz):	2422.5
Polarity:	Horizontal	Test Voltage:	DC 7.2 V

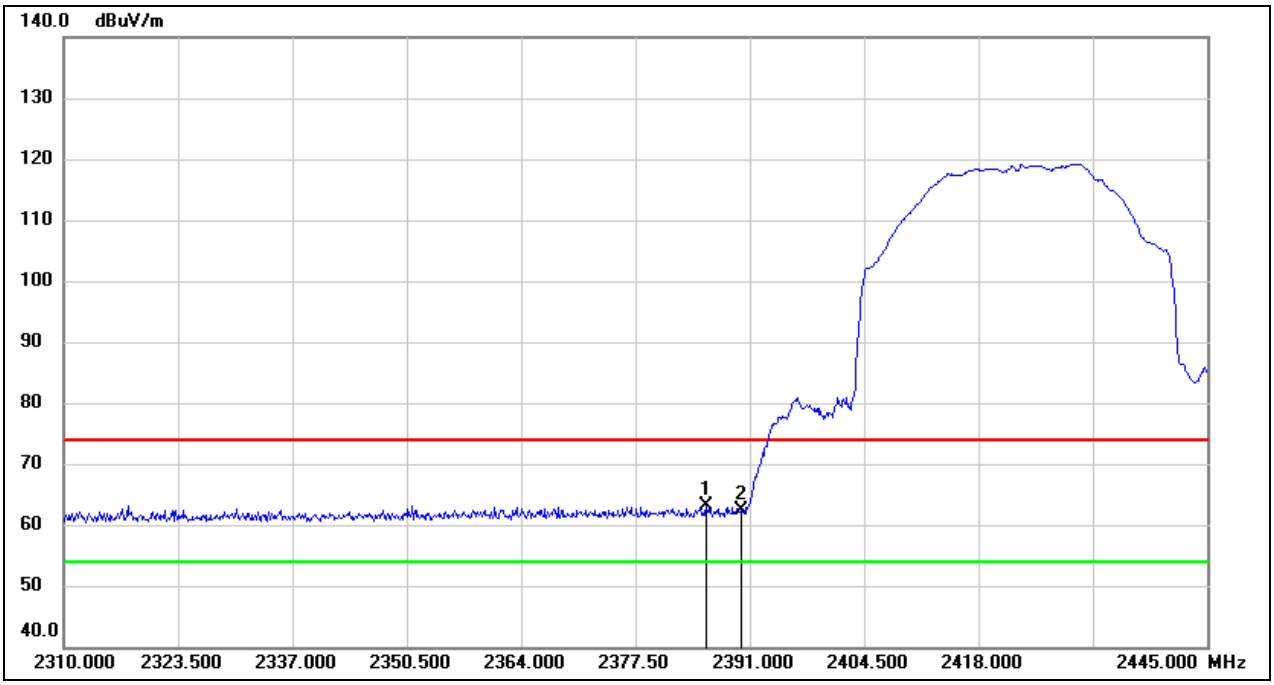

No.	Frequency (MHz)	Reading (dBuV)	Correct (dB/m)	Result (dBuV/m)	Limit (dBuV/m)	Margin (dB)	Remark
1	2385.870	30.24	32.90	63.14	74.00	-10.86	peak
2	2390.000	29.34	32.92	62.26	74.00	-11.74	peak

This report shall not be reproduced except in full, without the written approval of UL Verification Services (Guangzhou) Co., Ltd, Song Shan Lake Branch.

Test Mode:	SRD 40MHz AV	Frequency(MHz):	2422.5
Polarity:	Horizontal	Test Voltage:	DC 7.2 V

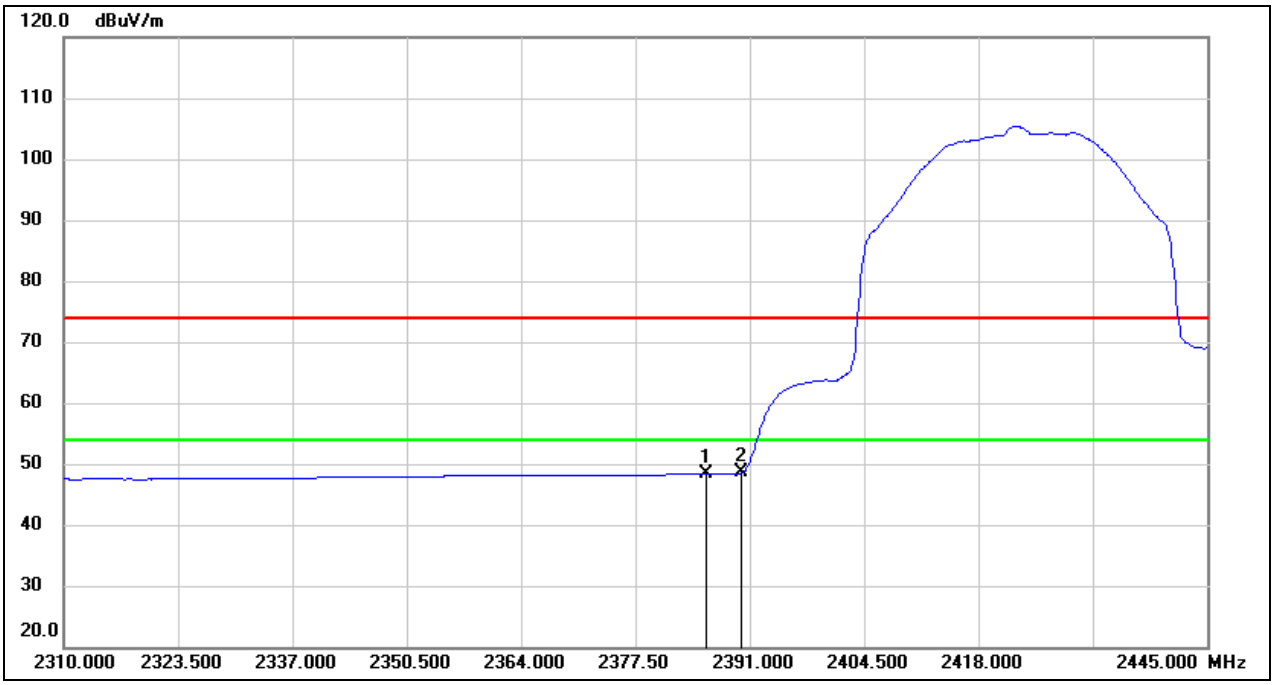

No.	Frequency (MHz)	Reading (dBuV)	Correct (dB/m)	Result (dBuV/m)	Limit (dBuV/m)	Margin (dB)	Remark
1	2385.870	15.40	32.90	48.30	54.00	-5.70	AVG
2	2390.000	15.64	32.92	48.56	54.00	-5.44	AVG

This report shall not be reproduced except in full, without the written approval of UL Verification Services (Guangzhou) Co., Ltd, Song Shan Lake Branch.

Test Mode:	SRD 40MHz PK	Frequency(MHz):	2452.5
Polarity:	Horizontal	Test Voltage:	DC 7.2 V

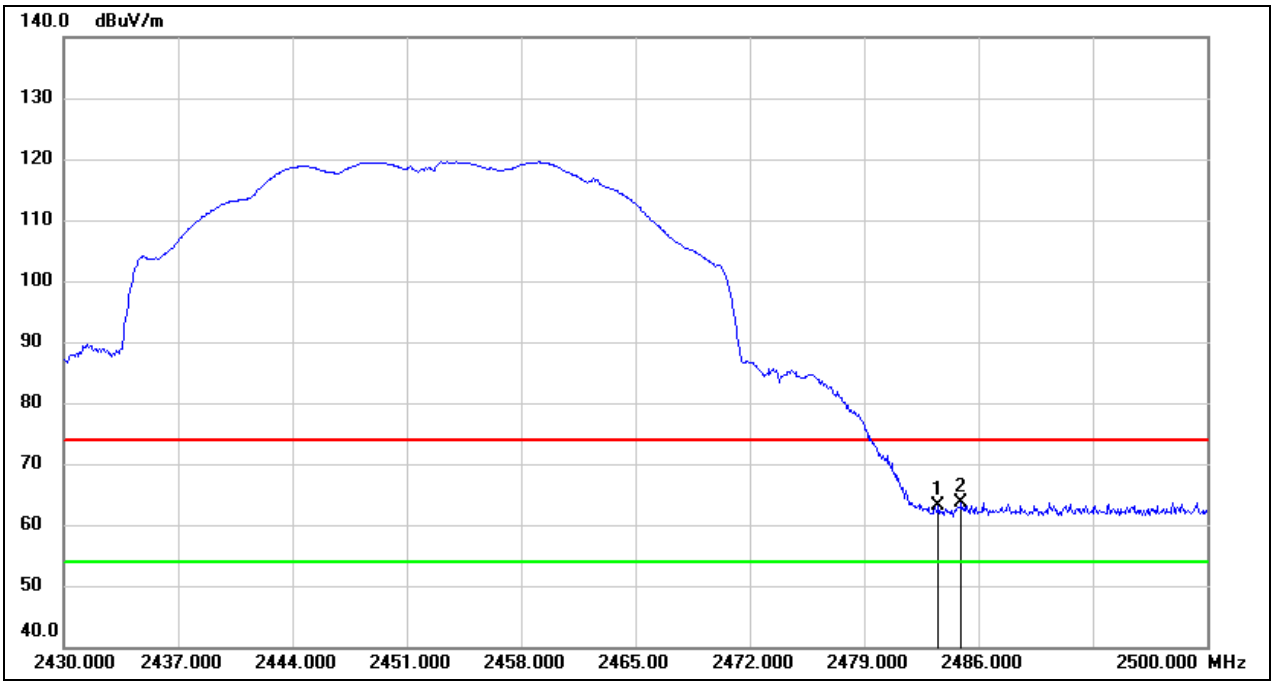

No.	Frequency (MHz)	Reading (dBuV)	Correct (dB/m)	Result (dBuV/m)	Limit (dBuV/m)	Margin (dB)	Remark
1	2483.500	30.22	32.94	63.16	74.00	-10.84	peak
2	2484.950	30.70	32.94	63.64	74.00	-10.36	peak

This report shall not be reproduced except in full, without the written approval of UL Verification Services (Guangzhou) Co., Ltd, Song Shan Lake Branch.

Test Mode:	SRD 40MHz AV	Frequency(MHz):	2452.5
Polarity:	Horizontal	Test Voltage:	DC 7.2 V

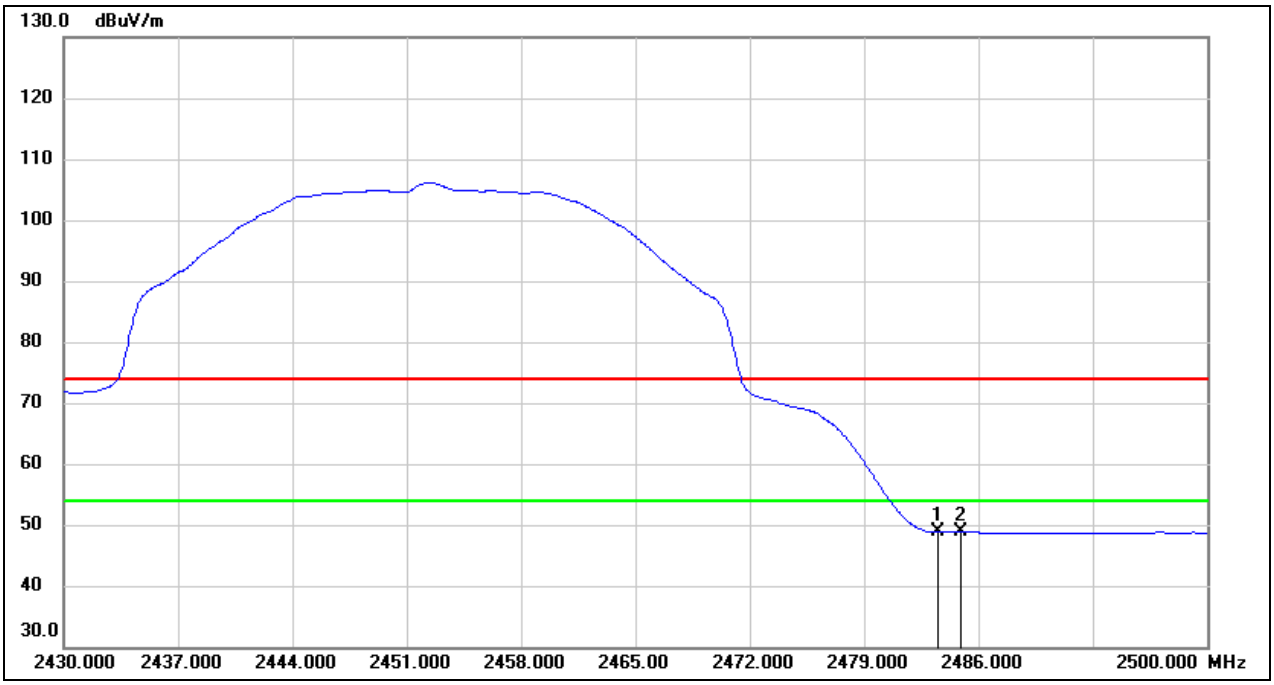

No.	Frequency (MHz)	Reading (dBuV)	Correct (dB/m)	Result (dBuV/m)	Limit (dBuV/m)	Margin (dB)	Remark
1	2483.500	15.86	32.94	48.80	54.00	-5.20	AVG
2	2484.950	15.91	32.94	48.85	54.00	-5.15	AVG

This report shall not be reproduced except in full, without the written approval of UL Verification Services (Guangzhou) Co., Ltd, Song Shan Lake Branch.

Test Mode:	SRD 60MHz PK	Frequency(MHz):	2432.5
Polarity:	Horizontal	Test Voltage:	DC 7.2 V

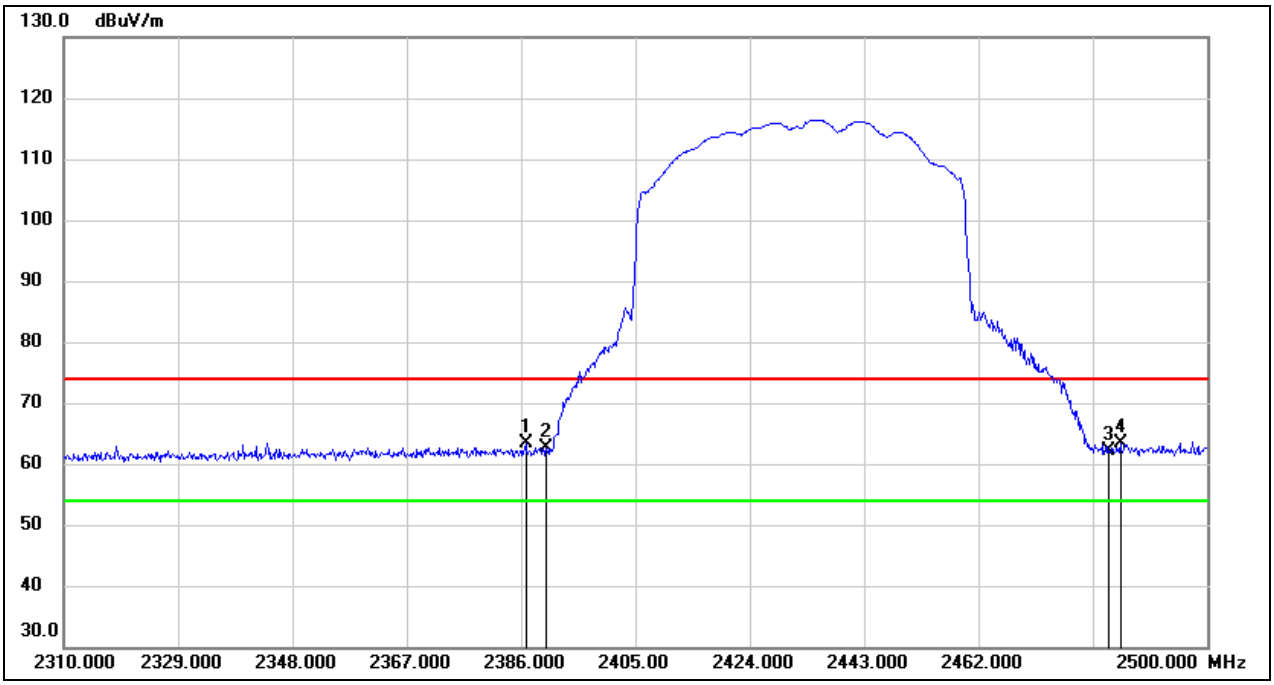

No.	Frequency (MHz)	Reading (dBuV)	Correct (dB/m)	Result (dBuV/m)	Limit (dBuV/m)	Margin (dB)	Remark
1	2386.760	30.58	32.91	63.49	74.00	-10.51	peak
2	2390.000	29.64	32.92	62.56	74.00	-11.44	peak
3	2483.500	29.19	32.94	62.13	74.00	-11.87	peak
4	2485.560	30.44	32.93	63.37	74.00	-10.63	peak

This report shall not be reproduced except in full, without the written approval of UL Verification Services (Guangzhou) Co., Ltd, Song Shan Lake Branch.

Test Mode:	SRD 60MHz AV	Frequency(MHz):	2432.5
Polarity:	Horizontal	Test Voltage:	DC 7.2 V

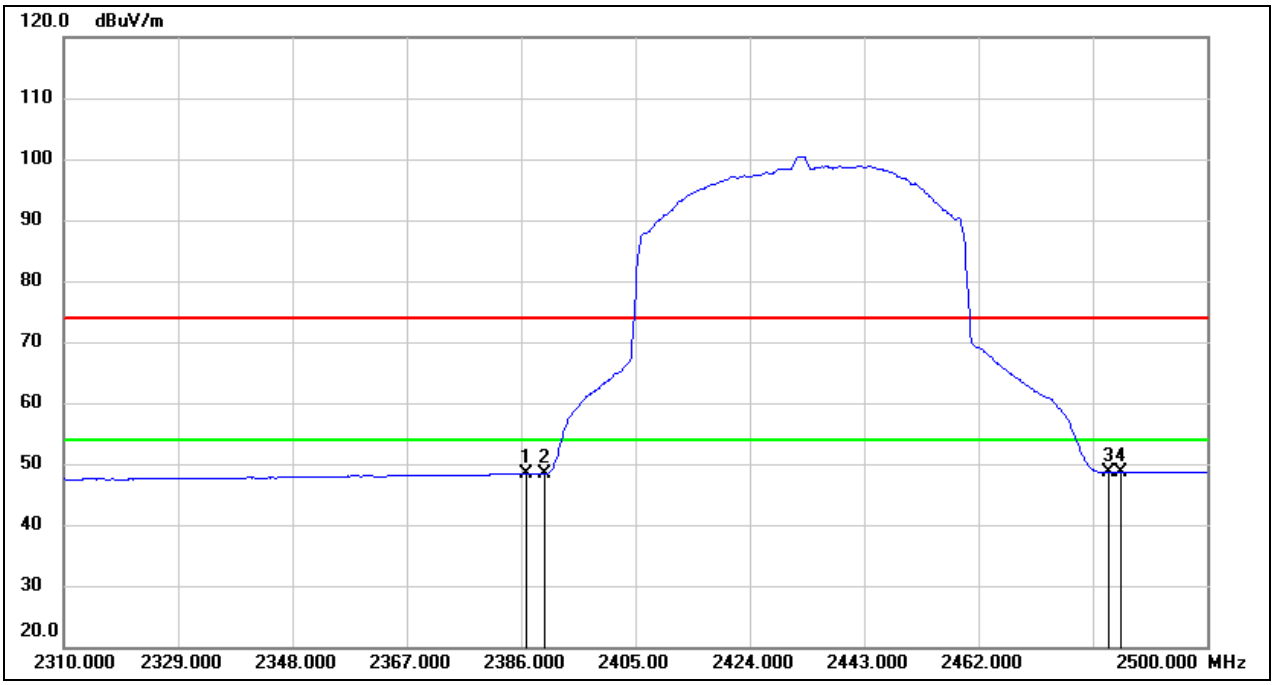

No.	Frequency (MHz)	Reading (dBuV)	Correct (dB/m)	Result (dBuV/m)	Limit (dBuV/m)	Margin (dB)	Remark
1	2386.760	15.44	32.91	48.35	54.00	-5.65	AVG
2	2390.000	15.50	32.92	48.42	54.00	-5.58	AVG
3	2483.500	15.68	32.94	48.62	54.00	-5.38	AVG
4	2485.560	15.72	32.93	48.65	54.00	-5.35	AVG

This report shall not be reproduced except in full, without the written approval of UL Verification Services (Guangzhou) Co., Ltd, Song Shan Lake Branch.

Test Mode:	SRD 60MHz PK	Frequency(MHz):	2442.5
Polarity:	Horizontal	Test Voltage:	DC 7.2 V

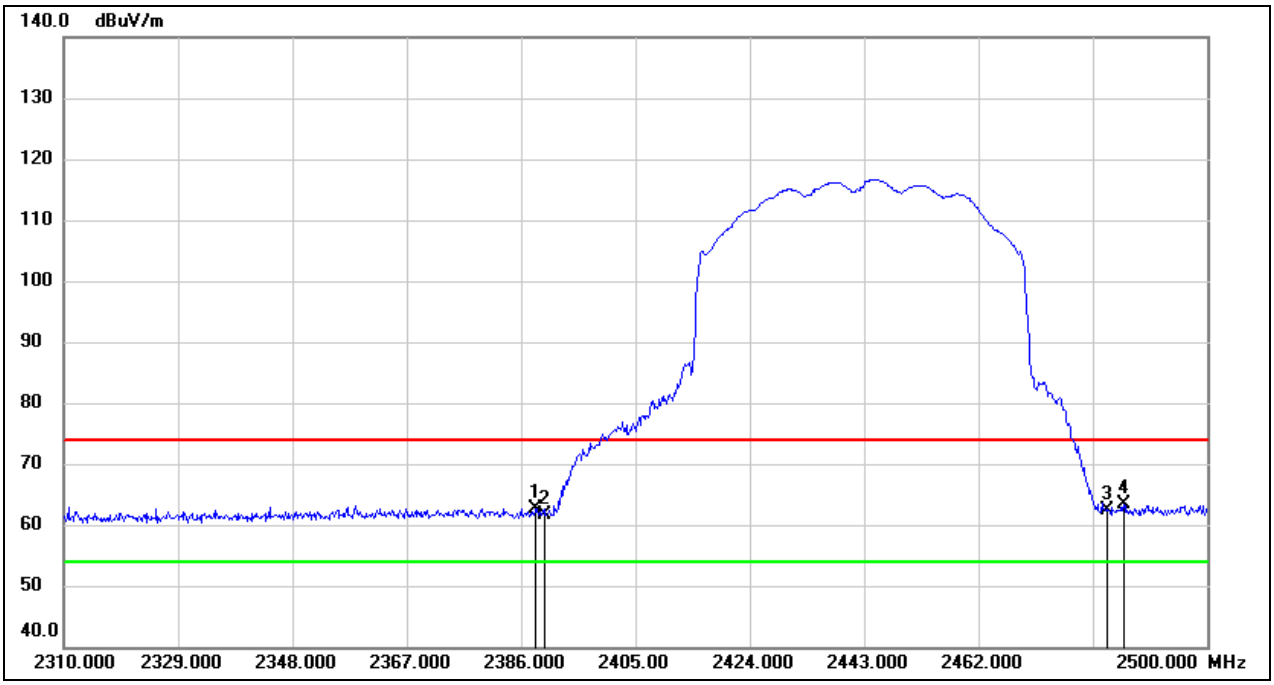

No.	Frequency (MHz)	Reading (dBuV)	Correct (dB/m)	Result (dBuV/m)	Limit (dBuV/m)	Margin (dB)	Remark
1	2388.470	29.81	32.92	62.73	74.00	-11.27	peak
2	2390.000	28.73	32.92	61.65	74.00	-12.35	peak
3	2483.500	29.52	32.94	62.46	74.00	-11.54	peak
4	2486.130	30.45	32.93	63.38	74.00	-10.62	peak

This report shall not be reproduced except in full, without the written approval of UL Verification Services (Guangzhou) Co., Ltd, Song Shan Lake Branch.

Test Mode:	SRD 60MHz AV	Frequency(MHz):	2442.5
Polarity:	Horizontal	Test Voltage:	DC 7.2 V

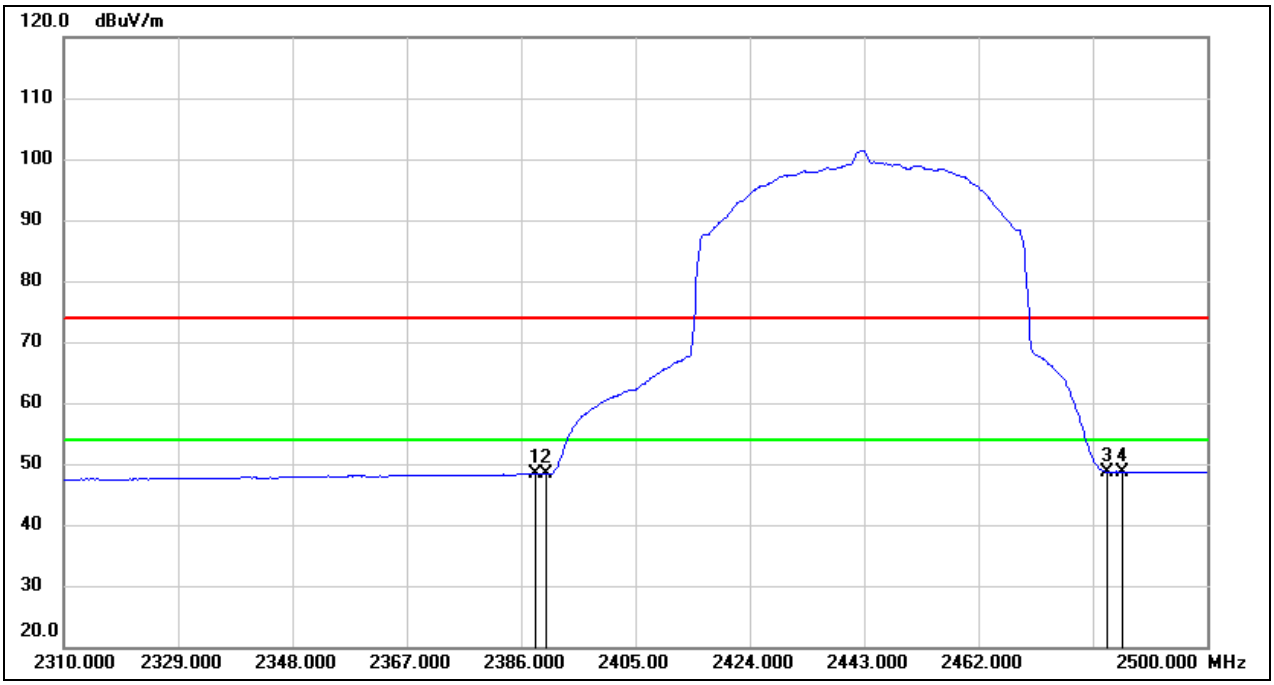

No.	Frequency (MHz)	Reading (dBuV)	Correct (dB/m)	Result (dBuV/m)	Limit (dBuV/m)	Margin (dB)	Remark
1	2388.470	15.42	32.92	48.34	54.00	-5.66	AVG
2	2390.000	15.42	32.92	48.34	54.00	-5.66	AVG
3	2483.500	15.74	32.94	48.68	54.00	-5.32	AVG
4	2486.130	15.72	32.93	48.65	54.00	-5.35	AVG

This report shall not be reproduced except in full, without the written approval of UL Verification Services (Guangzhou) Co., Ltd, Song Shan Lake Branch.

8.2. SPURIOUS EMISSIONS(1 GHZ~3 GHZ)

Test Mode:	SRD 1.4MHz	Frequency(MHz):	2403.5
Polarity:	Horizontal	Test Voltage:	DC 7.2 V

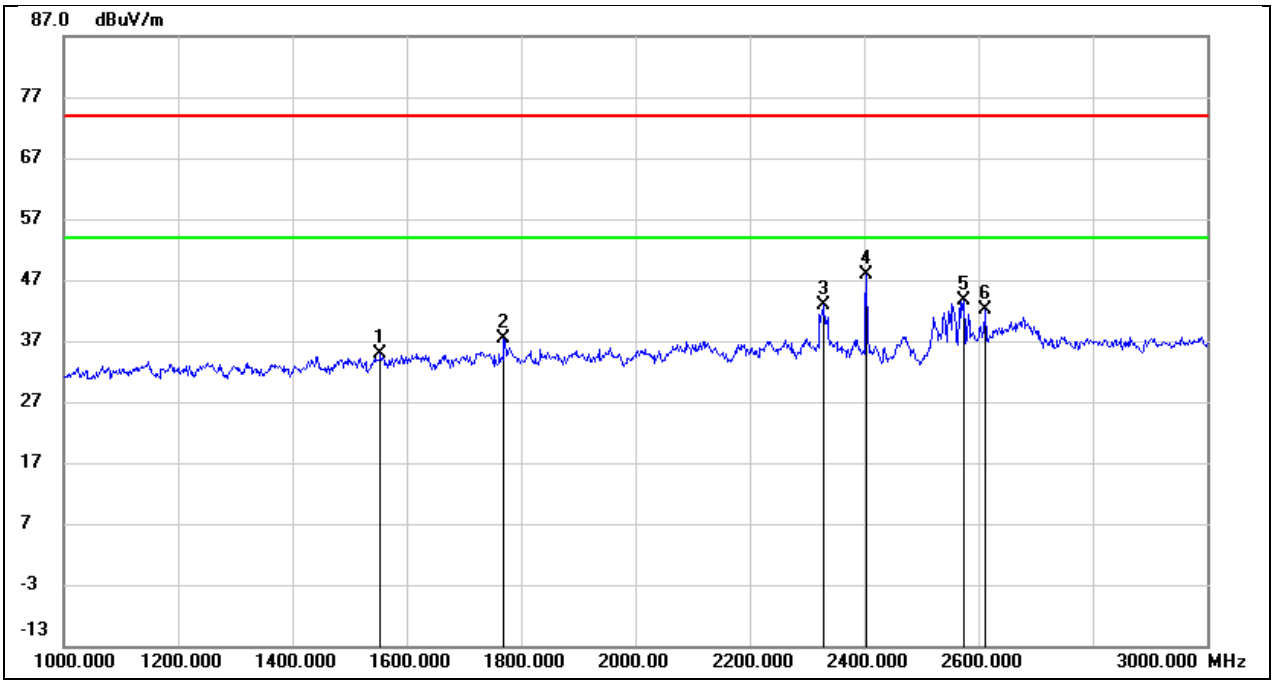

No.	Frequency (MHz)	Reading (dBuV)	Correct (dB/m)	Result (dBuV/m)	Limit (dBuV/m)	Margin (dB)	Remark
1	1554.000	46.27	-11.43	34.84	74.00	-39.16	peak
2	1770.000	47.75	-10.38	37.37	74.00	-36.63	peak
3	2330.000	50.74	-7.92	42.82	74.00	-31.18	peak
4	2403.500	55.39	-7.41	47.98	/	/	fundamental
5	2574.000	51.17	-7.64	43.53	74.00	-30.47	peak
6	2612.000	49.72	-7.63	42.09	74.00	-31.91	peak

This report shall not be reproduced except in full, without the written approval of UL Verification Services (Guangzhou) Co., Ltd, Song Shan Lake Branch.

Test Mode:	SRD 1.4MHz	Frequency(MHz):	2403.5
Polarity:	Vertical	Test Voltage:	DC 7.2 V

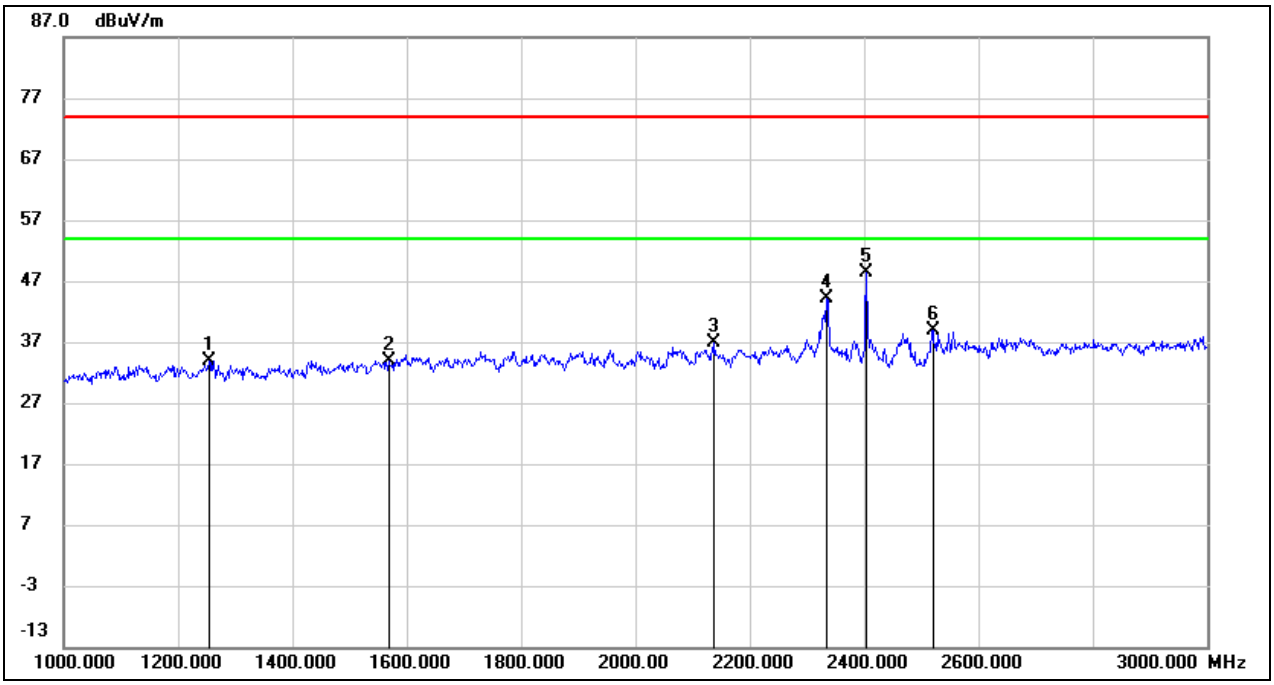

No.	Frequency (MHz)	Reading (dBuV)	Correct (dB/m)	Result (dBuV/m)	Limit (dBuV/m)	Margin (dB)	Remark
1	1254.000	46.49	-12.58	33.91	74.00	-40.09	peak
2	1568.000	45.34	-11.36	33.98	74.00	-40.02	peak
3	2138.000	46.17	-9.26	36.91	74.00	-37.09	peak
4	2334.000	52.12	-7.89	44.23	74.00	-29.77	peak
5	2403.500	55.82	-7.41	48.41	/	/	fundamental
6	2520.000	46.53	-7.54	38.99	74.00	-35.01	peak

This report shall not be reproduced except in full, without the written approval of UL Verification Services (Guangzhou) Co., Ltd, Song Shan Lake Branch.

Test Mode:	SRD 1.4MHz	Frequency(MHz):	2435.5
Polarity:	Horizontal	Test Voltage:	DC 7.2 V

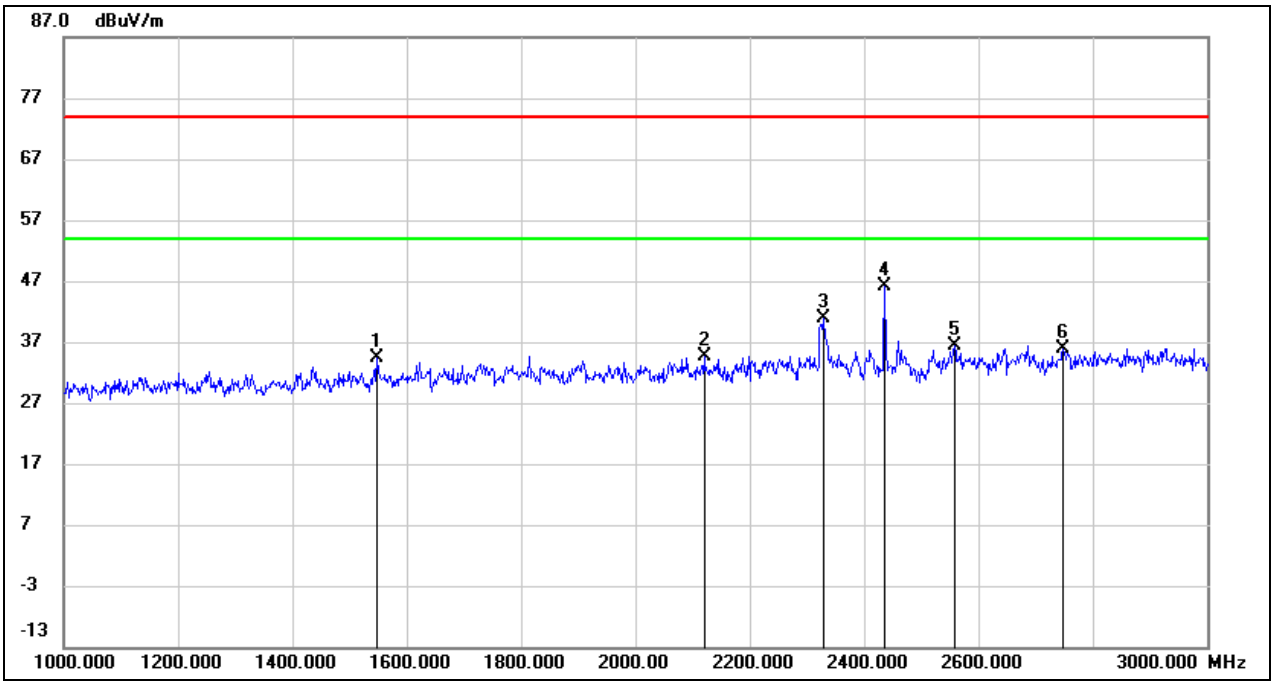

No.	Frequency (MHz)	Reading (dBuV)	Correct (dB/m)	Result (dBuV/m)	Limit (dBuV/m)	Margin (dB)	Remark
1	1548.000	45.88	-11.46	34.42	74.00	-39.58	peak
2	2120.000	43.91	-9.38	34.53	74.00	-39.47	peak
3	2328.000	48.81	-7.94	40.87	74.00	-33.13	peak
4	2435.500	53.67	-7.43	46.24	/	/	fundamental
5	2558.000	43.94	-7.61	36.33	74.00	-37.67	peak
6	2748.000	42.79	-7.03	35.76	74.00	-38.24	peak

This report shall not be reproduced except in full, without the written approval of UL Verification Services (Guangzhou) Co., Ltd, Song Shan Lake Branch.

Test Mode:	SRD 1.4MHz	Frequency(MHz):	2435.5
Polarity:	Vertical	Test Voltage:	DC 7.2 V

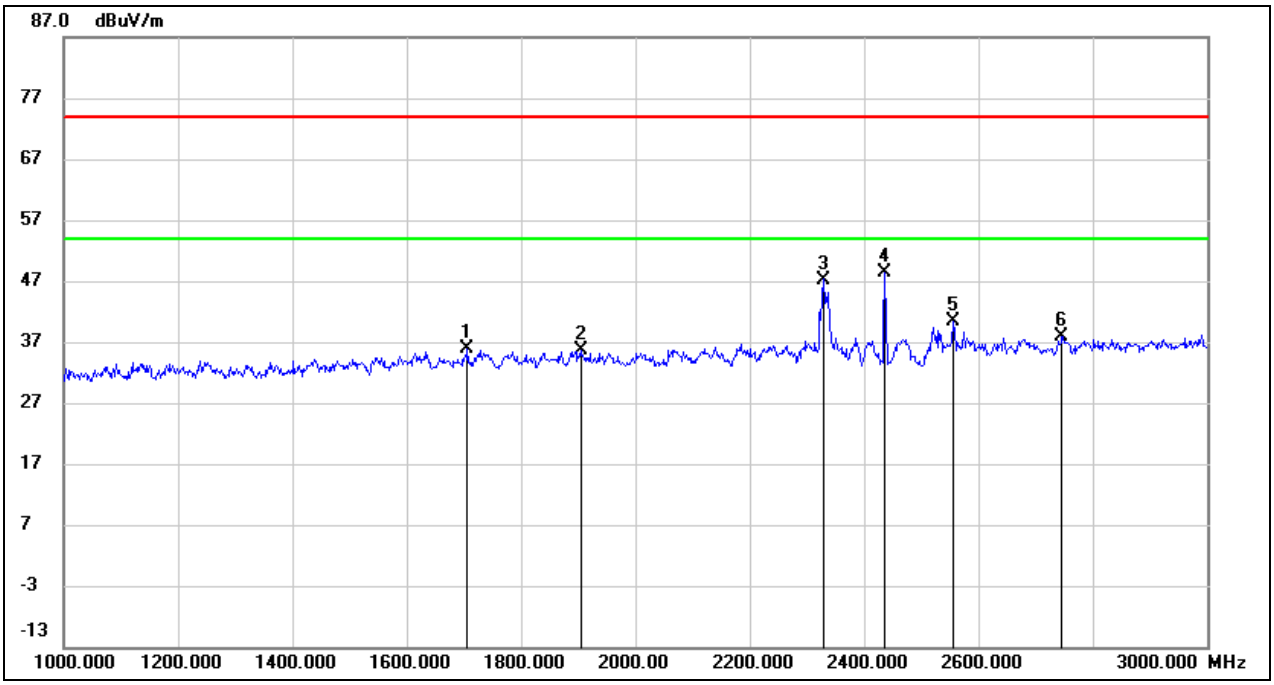

No.	Frequency (MHz)	Reading (dBuV)	Correct (dB/m)	Result (dBuV/m)	Limit (dBuV/m)	Margin (dB)	Remark
1	1706.000	46.60	-10.68	35.92	74.00	-38.08	peak
2	1904.000	45.78	-10.17	35.61	74.00	-38.39	peak
3	2328.000	55.19	-7.94	47.25	74.00	-26.75	peak
4	2435.500	55.78	-7.43	48.35	/	/	fundamental
5	2556.000	47.92	-7.60	40.32	74.00	-33.68	peak
6	2746.000	44.92	-7.04	37.88	74.00	-36.12	peak

This report shall not be reproduced except in full, without the written approval of UL Verification Services (Guangzhou) Co., Ltd, Song Shan Lake Branch.

Test Mode:	SRD 1.4MHz	Frequency(MHz):	2469.12
Polarity:	Horizontal	Test Voltage:	DC 7.2 V

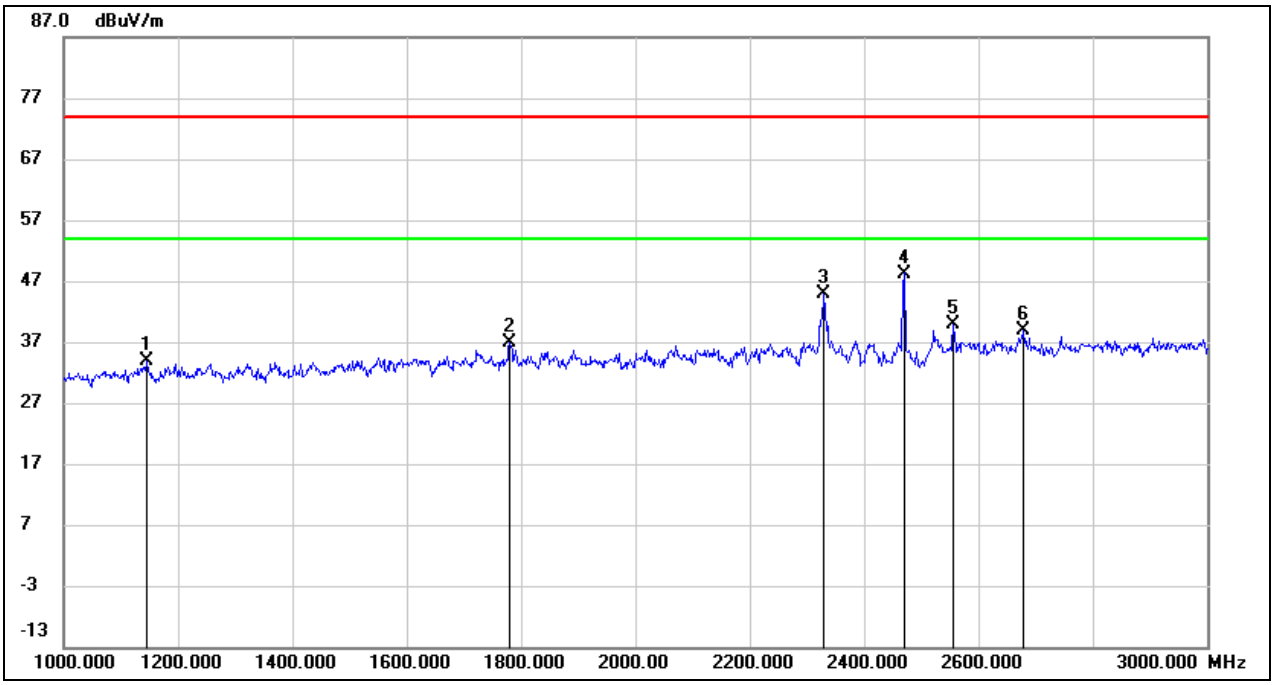

No.	Frequency (MHz)	Reading (dBuV)	Correct (dB/m)	Result (dBuV/m)	Limit (dBuV/m)	Margin (dB)	Remark
1	1146.000	46.99	-13.11	33.88	74.00	-40.12	peak
2	1780.000	47.19	-10.33	36.86	74.00	-37.14	peak
3	2330.000	52.82	-7.92	44.90	74.00	-29.10	peak
4	2469.120	55.72	-7.47	48.25	/	/	fundamental
5	2556.000	47.44	-7.60	39.84	74.00	-34.16	peak
6	2678.000	46.32	-7.34	38.98	74.00	-35.02	peak

This report shall not be reproduced except in full, without the written approval of UL Verification Services (Guangzhou) Co., Ltd, Song Shan Lake Branch.

Test Mode:	SRD 1.4MHz	Frequency(MHz):	2469.12
Polarity:	Vertical	Test Voltage:	DC 7.2 V

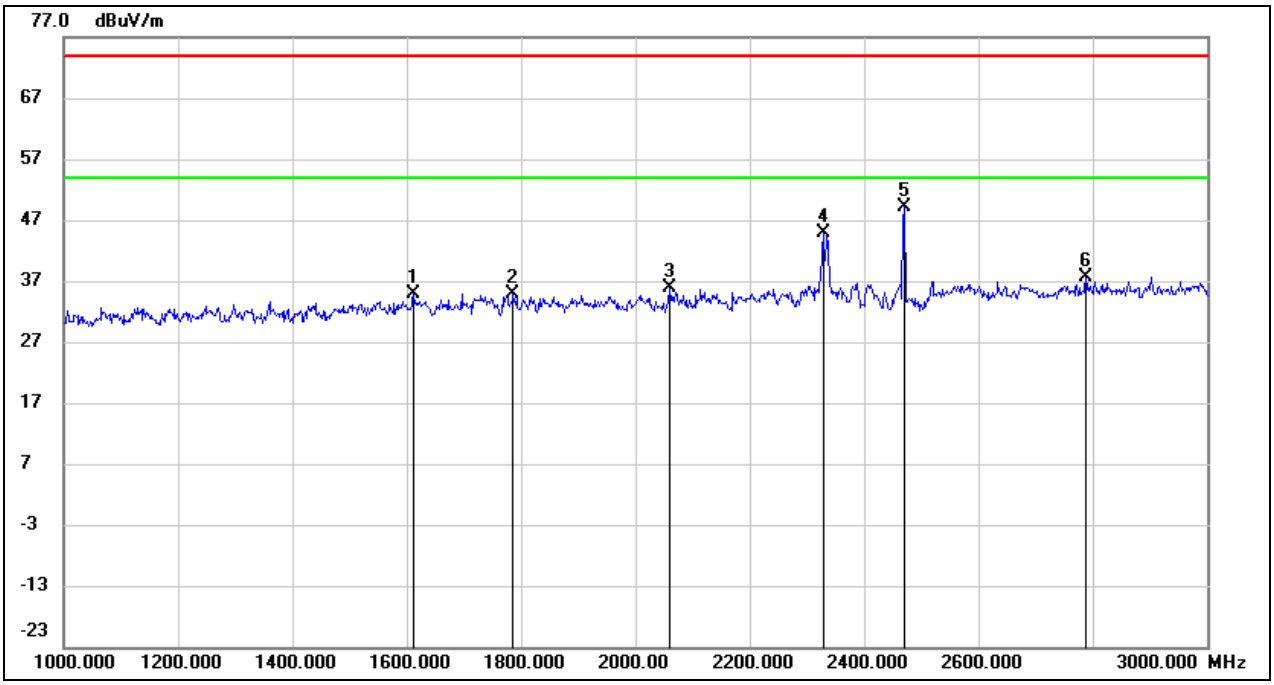

No.	Frequency (MHz)	Reading (dBuV)	Correct (dB/m)	Result (dBuV/m)	Limit (dBuV/m)	Margin (dB)	Remark
1	1612.000	45.92	-11.11	34.81	74.00	-39.19	peak
2	1786.000	45.18	-10.30	34.88	74.00	-39.12	peak
3	2060.000	45.59	-9.74	35.85	74.00	-38.15	peak
4	2328.000	52.81	-7.94	44.87	74.00	-29.13	peak
5	2469.120	56.66	-7.47	49.19	/	/	fundamental
6	2788.000	44.51	-6.85	37.66	74.00	-36.34	peak

This report shall not be reproduced except in full, without the written approval of UL Verification Services (Guangzhou) Co., Ltd, Song Shan Lake Branch.

8.3. SPURIOUS EMISSIONS(3 GHZ~18 GHZ)

Test Mode:	SRD 1.4MHz	Frequency(MHz):	2403.5
Polarity:	Horizontal	Test Voltage:	DC 7.2 V

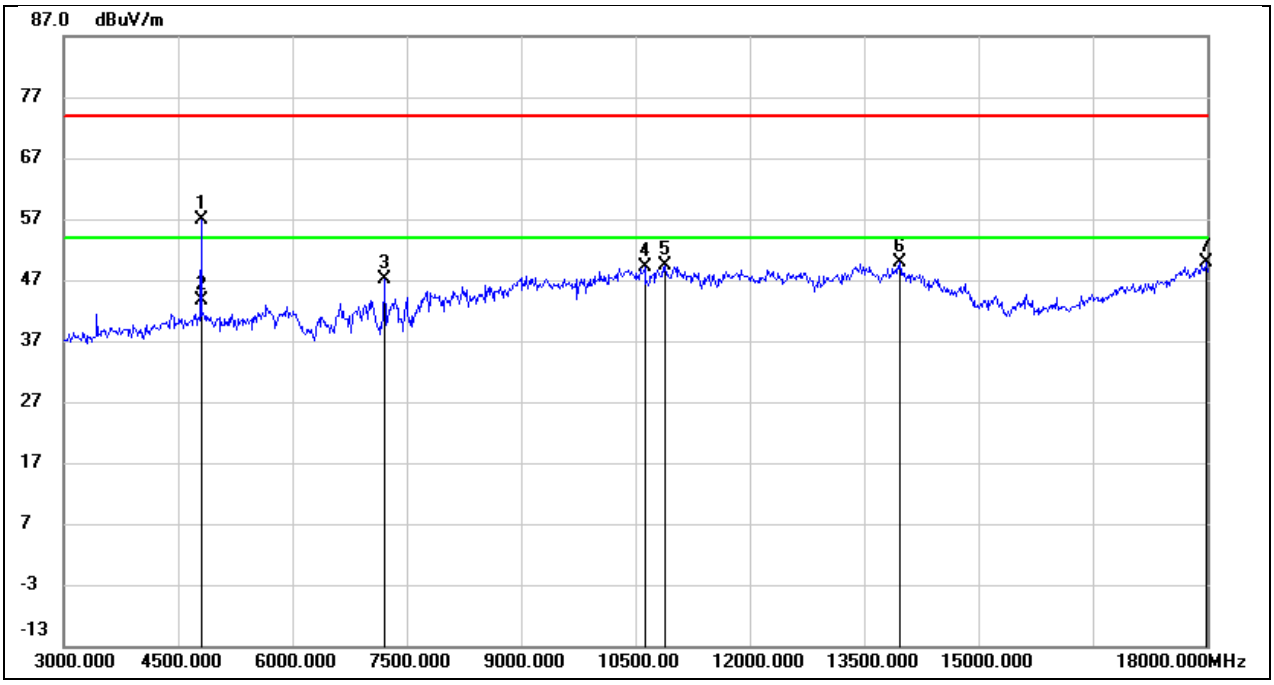

No.	Frequency (MHz)	Reading (dBuV)	Correct (dB/m)	Result (dBuV/m)	Limit (dBuV/m)	Margin (dB)	Remark
1	4800.000	56.32	0.46	56.78	74.00	-17.22	peak
2	4800.000	43.24	0.46	43.70	54.00	-10.30	AVG
3	7215.000	40.88	6.35	47.23	74.00	-26.77	peak
4	10620.000	35.11	13.95	49.06	74.00	-24.94	peak
5	10890.000	34.93	14.39	49.32	74.00	-24.68	peak
6	13965.000	27.17	22.74	49.91	74.00	-24.09	peak
7	17985.000	23.03	26.77	49.80	74.00	-24.20	peak

This report shall not be reproduced except in full, without the written approval of UL Verification Services (Guangzhou) Co., Ltd, Song Shan Lake Branch.

Test Mode:	SRD 1.4MHz	Frequency(MHz):	2403.5
Polarity:	Vertical	Test Voltage:	DC 7.2 V

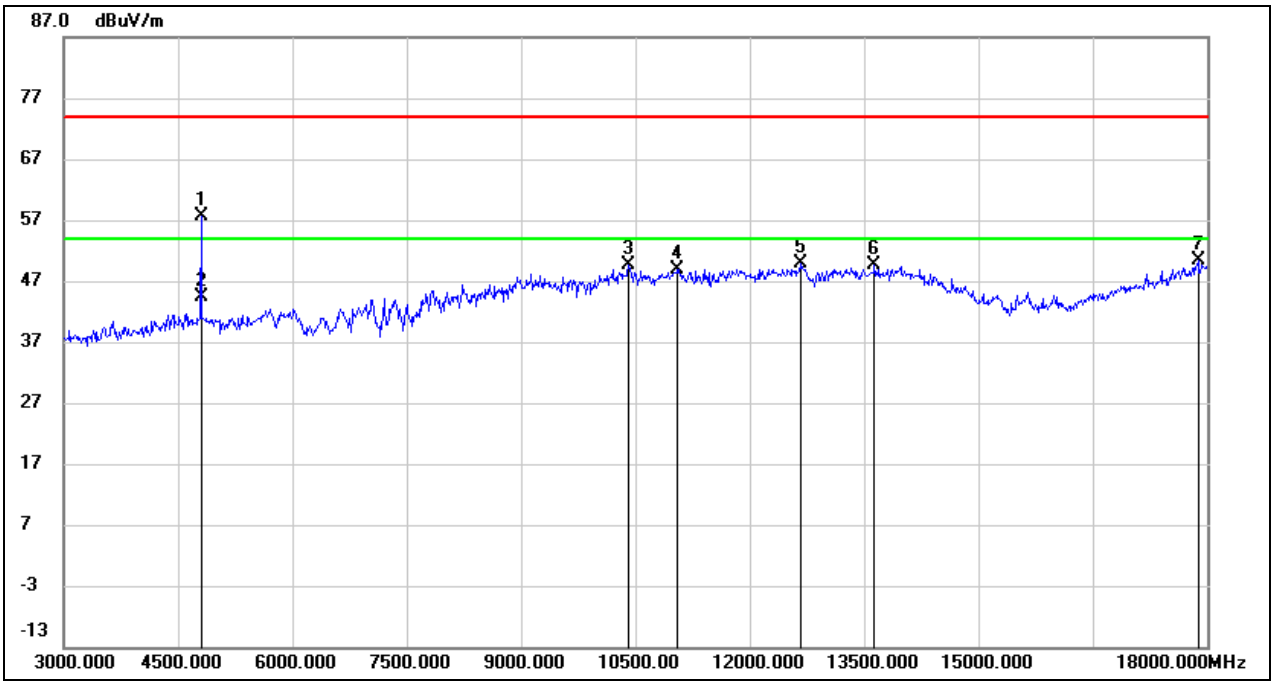

No.	Frequency (MHz)	Reading (dBuV)	Correct (dB/m)	Result (dBuV/m)	Limit (dBuV/m)	Margin (dB)	Remark
1	4800.000	57.15	0.46	57.61	74.00	-16.39	peak
2	4800.000	44.04	0.46	44.50	54.00	-9.50	AVG
3	10410.000	36.17	13.48	49.65	74.00	-24.35	peak
4	11055.000	33.87	15.04	48.91	74.00	-25.09	peak
5	12660.000	31.43	18.49	49.92	74.00	-24.08	peak
6	13635.000	27.87	21.83	49.70	74.00	-24.30	peak
7	17880.000	23.97	26.39	50.36	74.00	-23.64	peak

This report shall not be reproduced except in full, without the written approval of UL Verification Services (Guangzhou) Co., Ltd, Song Shan Lake Branch.

Test Mode:	SRD 1.4MHz	Frequency(MHz):	2435.5
Polarity:	Horizontal	Test Voltage:	DC 7.2 V

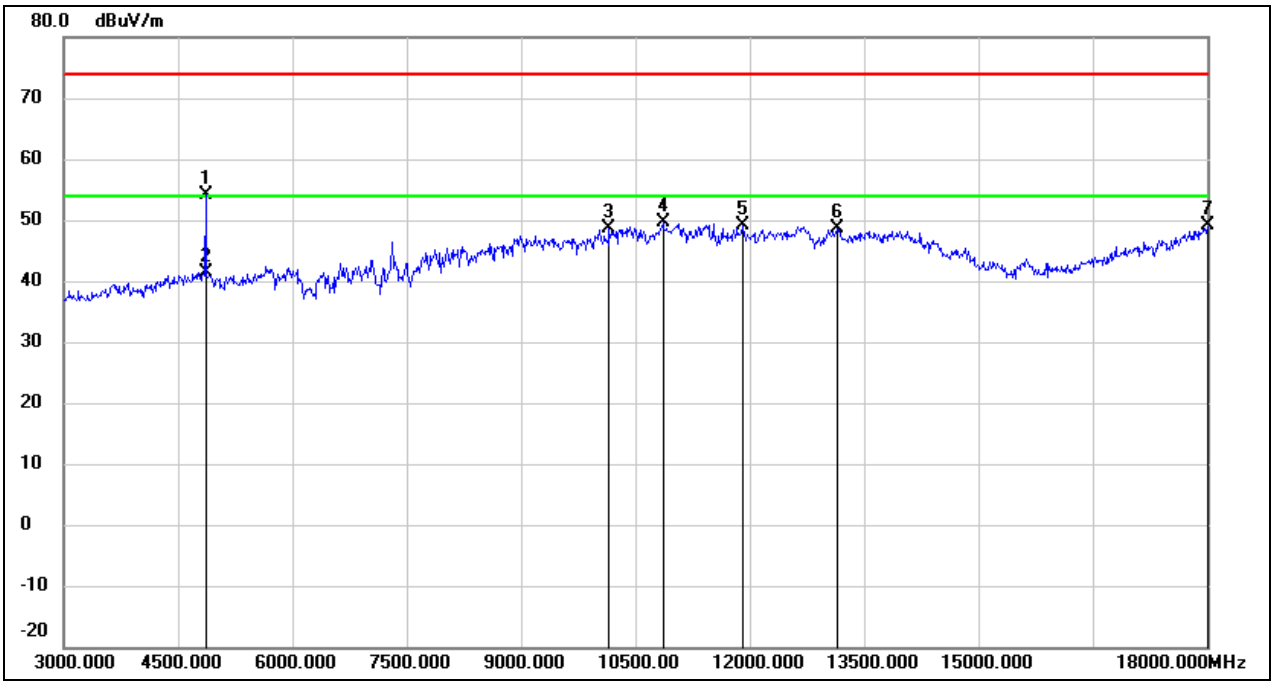

No.	Frequency (MHz)	Reading (dBuV)	Correct (dB/m)	Result (dBuV/m)	Limit (dBuV/m)	Margin (dB)	Remark
1	4860.000	53.53	0.57	54.10	74.00	-19.90	peak
2	4860.000	40.73	0.57	41.30	54.00	-12.70	AVG
3	10155.000	36.21	12.48	48.69	74.00	-25.31	peak
4	10860.000	35.32	14.23	49.55	74.00	-24.45	peak
5	11910.000	30.94	18.11	49.05	74.00	-24.95	peak
6	13155.000	28.74	19.87	48.61	74.00	-25.39	peak
7	18000.000	22.22	26.83	49.05	74.00	-24.95	peak

This report shall not be reproduced except in full, without the written approval of UL Verification Services (Guangzhou) Co., Ltd, Song Shan Lake Branch.

Test Mode:	SRD 1.4MHz	Frequency(MHz):	2435.5
Polarity:	Vertical	Test Voltage:	DC 7.2 V

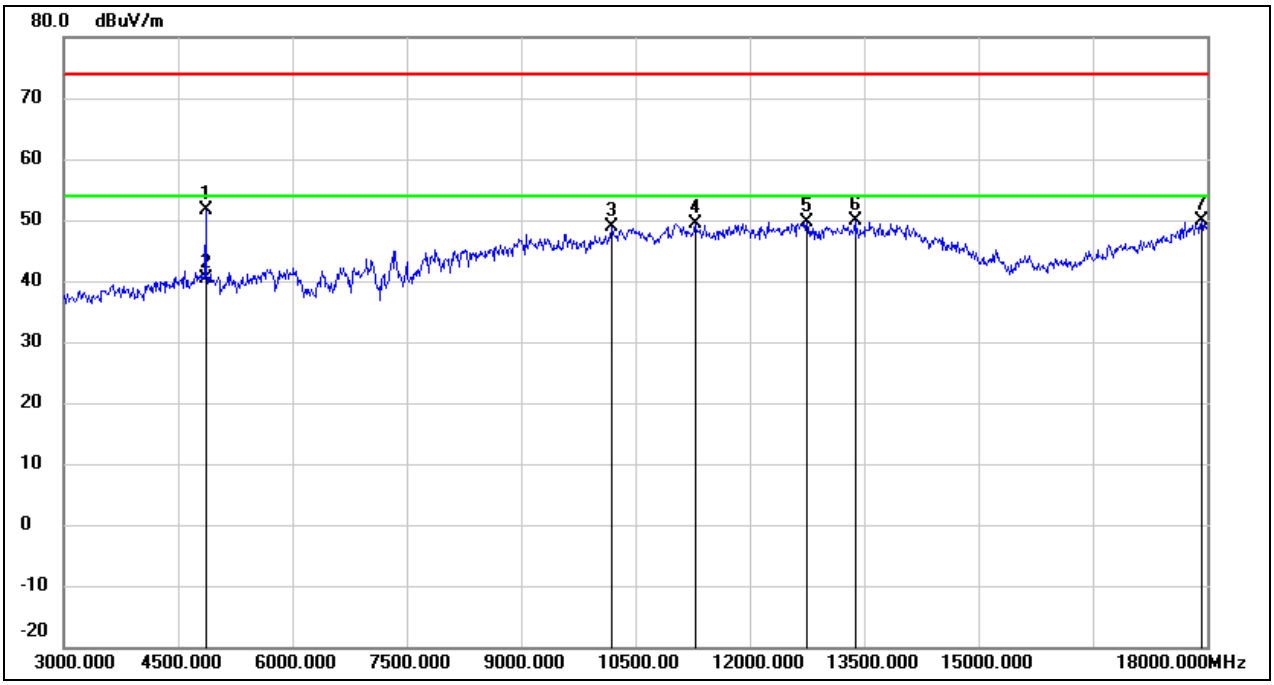

No.	Frequency (MHz)	Reading (dBuV)	Correct (dB/m)	Result (dBuV/m)	Limit (dBuV/m)	Margin (dB)	Remark
1	4860.000	51.17	0.57	51.74	74.00	-22.26	peak
2	4860.000	39.78	0.57	40.35	54.00	-13.65	AVG
3	10185.000	36.36	12.48	48.84	74.00	-25.16	peak
4	11280.000	33.61	15.84	49.45	74.00	-24.55	peak
5	12750.000	30.90	18.83	49.73	74.00	-24.27	peak
6	13380.000	28.56	21.33	49.89	74.00	-24.11	peak
7	17925.000	23.21	26.55	49.76	74.00	-24.24	peak

This report shall not be reproduced except in full, without the written approval of UL Verification Services (Guangzhou) Co., Ltd, Song Shan Lake Branch.

Test Mode:	SRD 1.4MHz	Frequency(MHz):	2469.12
Polarity:	Horizontal	Test Voltage:	DC 7.2 V

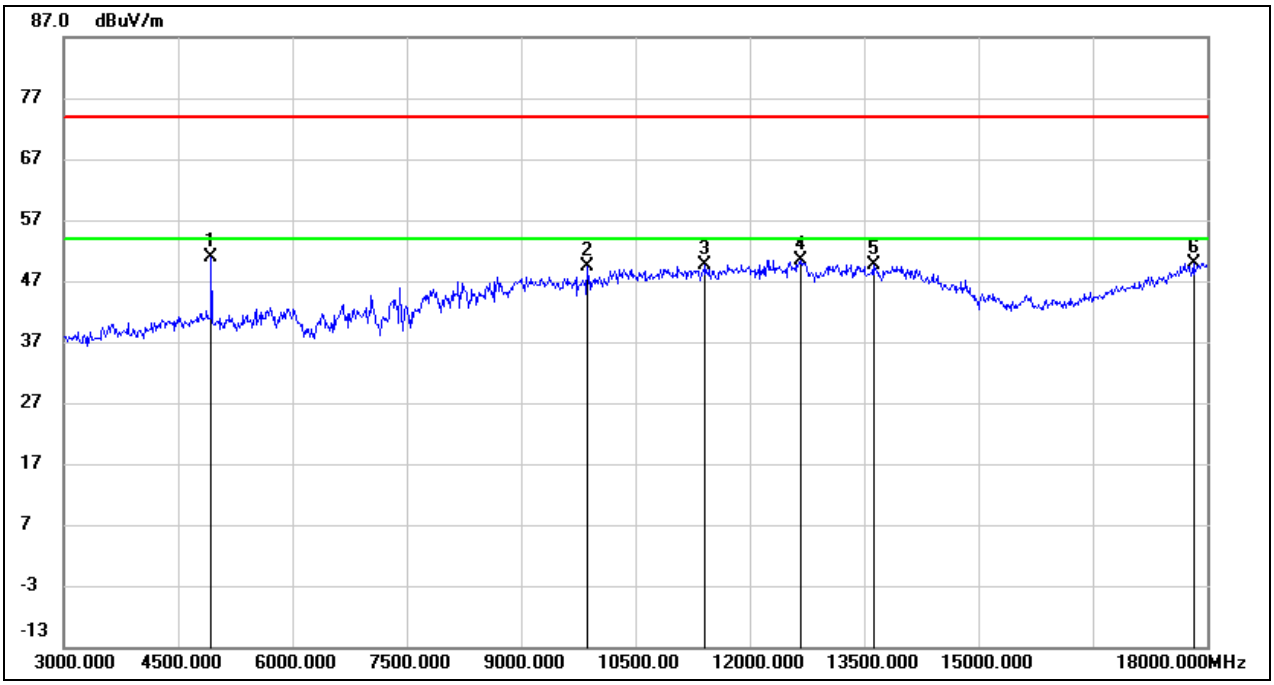

No.	Frequency (MHz)	Reading (dBuV)	Correct (dB/m)	Result (dBuV/m)	Limit (dBuV/m)	Margin (dB)	Remark
1	4935.000	50.24	0.71	50.95	74.00	-23.05	peak
2	9870.000	37.45	11.86	49.31	74.00	-24.69	peak
3	11415.000	33.13	16.59	49.72	74.00	-24.28	peak
4	12675.000	31.90	18.54	50.44	74.00	-23.56	peak
5	13620.000	27.77	21.76	49.53	74.00	-24.47	peak
6	17820.000	23.68	26.16	49.84	74.00	-24.16	peak

This report shall not be reproduced except in full, without the written approval of UL Verification Services (Guangzhou) Co., Ltd, Song Shan Lake Branch.

Test Mode:	SRD 1.4MHz	Frequency(MHz):	2469.12
Polarity:	Vertical	Test Voltage:	DC 7.2 V

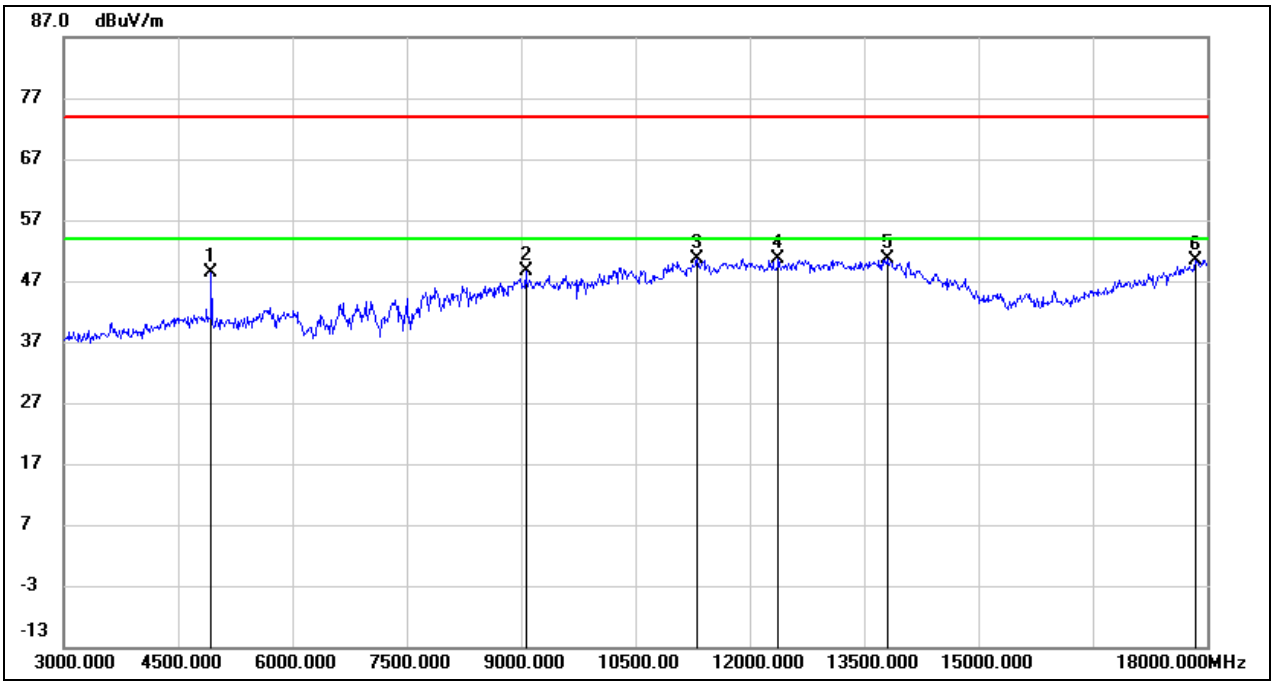

No.	Frequency (MHz)	Reading (dBuV)	Correct (dB/m)	Result (dBuV/m)	Limit (dBuV/m)	Margin (dB)	Remark
1	4935.000	47.57	0.71	48.28	74.00	-25.72	peak
2	9060.000	37.92	10.82	48.74	74.00	-25.26	peak
3	11310.000	34.69	16.02	50.71	74.00	-23.29	peak
4	12375.000	31.66	18.90	50.56	74.00	-23.44	peak
5	13800.000	27.97	22.64	50.61	74.00	-23.39	peak
6	17850.000	24.21	26.28	50.49	74.00	-23.51	peak

This report shall not be reproduced except in full, without the written approval of UL Verification Services (Guangzhou) Co., Ltd, Song Shan Lake Branch.

Test Mode:	SRD 3MHz	Frequency(MHz):	2405.5
Polarity:	Horizontal	Test Voltage:	DC 7.2 V

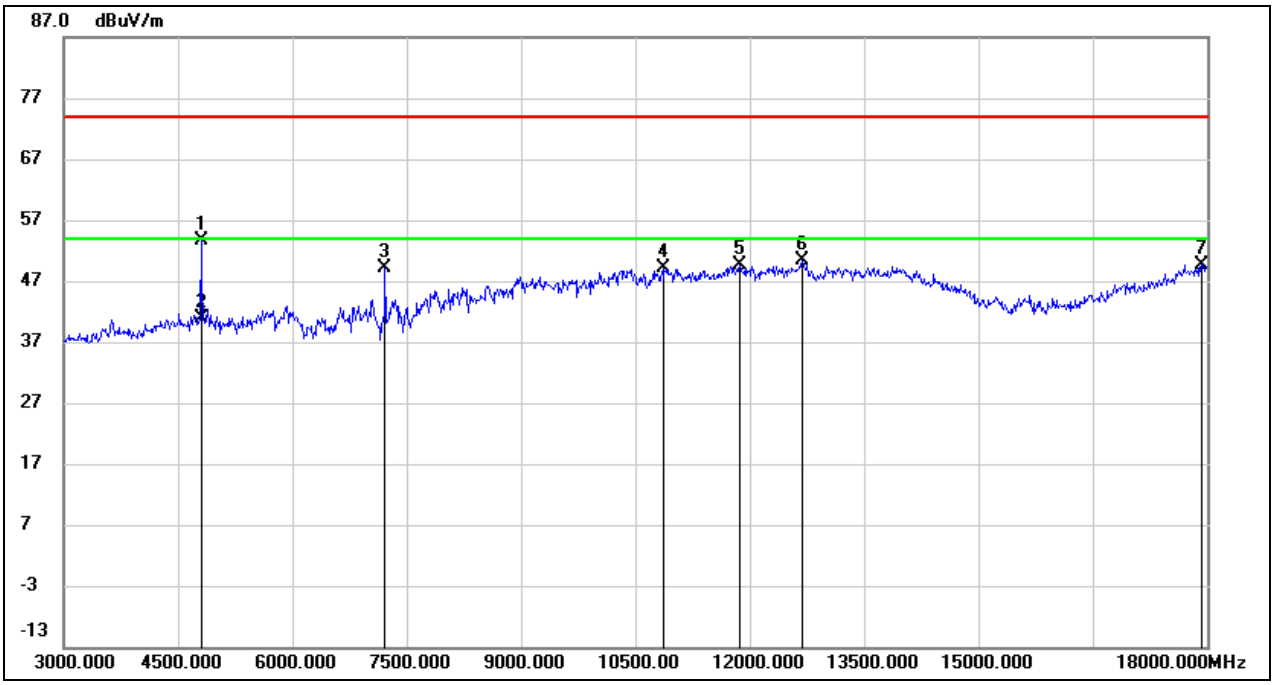

No.	Frequency (MHz)	Reading (dBuV)	Correct (dB/m)	Result (dBuV/m)	Limit (dBuV/m)	Margin (dB)	Remark
1	4800.000	53.24	0.46	53.70	74.00	-20.30	peak
2	4800.000	40.34	0.46	40.80	54.00	-13.20	AVG
3	7215.000	42.67	6.35	49.02	74.00	-24.98	peak
4	10875.000	34.70	14.31	49.01	74.00	-24.99	peak
5	11865.000	31.60	17.91	49.51	74.00	-24.49	peak
6	12690.000	31.72	18.60	50.32	74.00	-23.68	peak
7	17925.000	23.07	26.55	49.62	74.00	-24.38	peak

This report shall not be reproduced except in full, without the written approval of UL Verification Services (Guangzhou) Co., Ltd, Song Shan Lake Branch.

Test Mode:	SRD 3MHz	Frequency(MHz):	2405.5
Polarity:	Vertical	Test Voltage:	DC 7.2 V

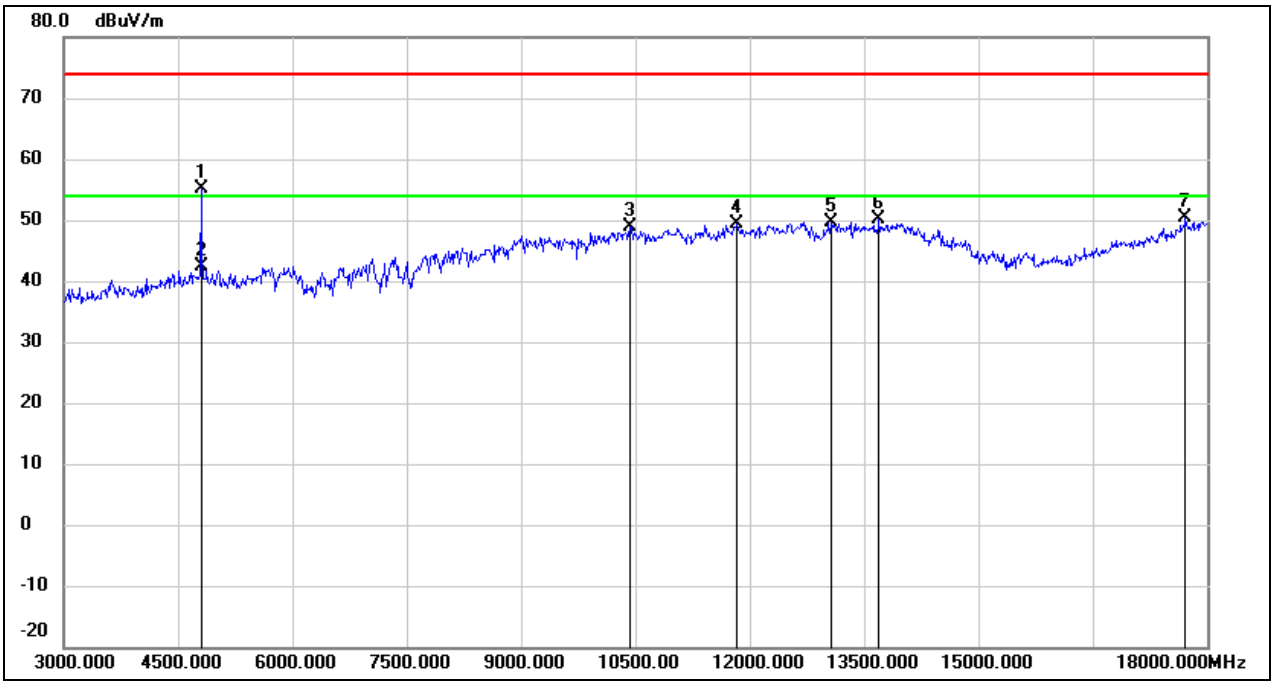

No.	Frequency (MHz)	Reading (dBuV)	Correct (dB/m)	Result (dBuV/m)	Limit (dBuV/m)	Margin (dB)	Remark
1	4800.000	54.68	0.46	55.14	74.00	-18.86	peak
2	4800.000	41.94	0.46	42.40	54.00	-11.60	AVG
3	10425.000	35.33	13.51	48.84	74.00	-25.16	peak
4	11835.000	31.49	17.79	49.28	74.00	-24.72	peak
5	13065.000	30.33	19.42	49.75	74.00	-24.25	peak
6	13695.000	28.12	22.13	50.25	74.00	-23.75	peak
7	17715.000	25.07	25.31	50.38	74.00	-23.62	peak

This report shall not be reproduced except in full, without the written approval of UL Verification Services (Guangzhou) Co., Ltd, Song Shan Lake Branch.

Test Mode:	SRD 3MHz	Frequency(MHz):	2435.5
Polarity:	Horizontal	Test Voltage:	DC 7.2 V

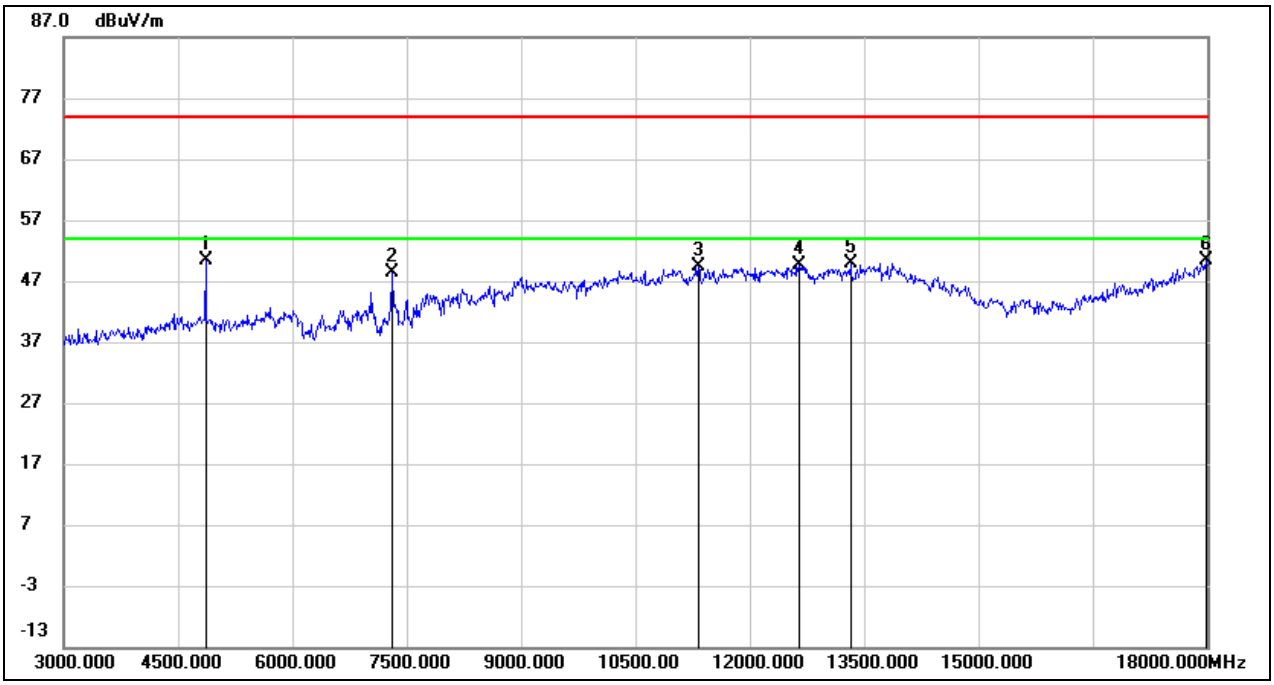

No.	Frequency (MHz)	Reading (dBuV)	Correct (dB/m)	Result (dBuV/m)	Limit (dBuV/m)	Margin (dB)	Remark
1	4860.000	49.91	0.57	50.48	74.00	-23.52	peak
2	7305.000	41.56	6.89	48.45	74.00	-25.55	peak
3	11325.000	33.34	16.10	49.44	74.00	-24.56	peak
4	12645.000	31.20	18.44	49.64	74.00	-24.36	peak
5	13320.000	28.97	20.91	49.88	74.00	-24.12	peak
6	17985.000	23.62	26.77	50.39	74.00	-23.61	peak

This report shall not be reproduced except in full, without the written approval of UL Verification Services (Guangzhou) Co., Ltd, Song Shan Lake Branch.

Test Mode:	SRD 3MHz	Frequency(MHz):	2435.5
Polarity:	Vertical	Test Voltage:	DC 7.2 V

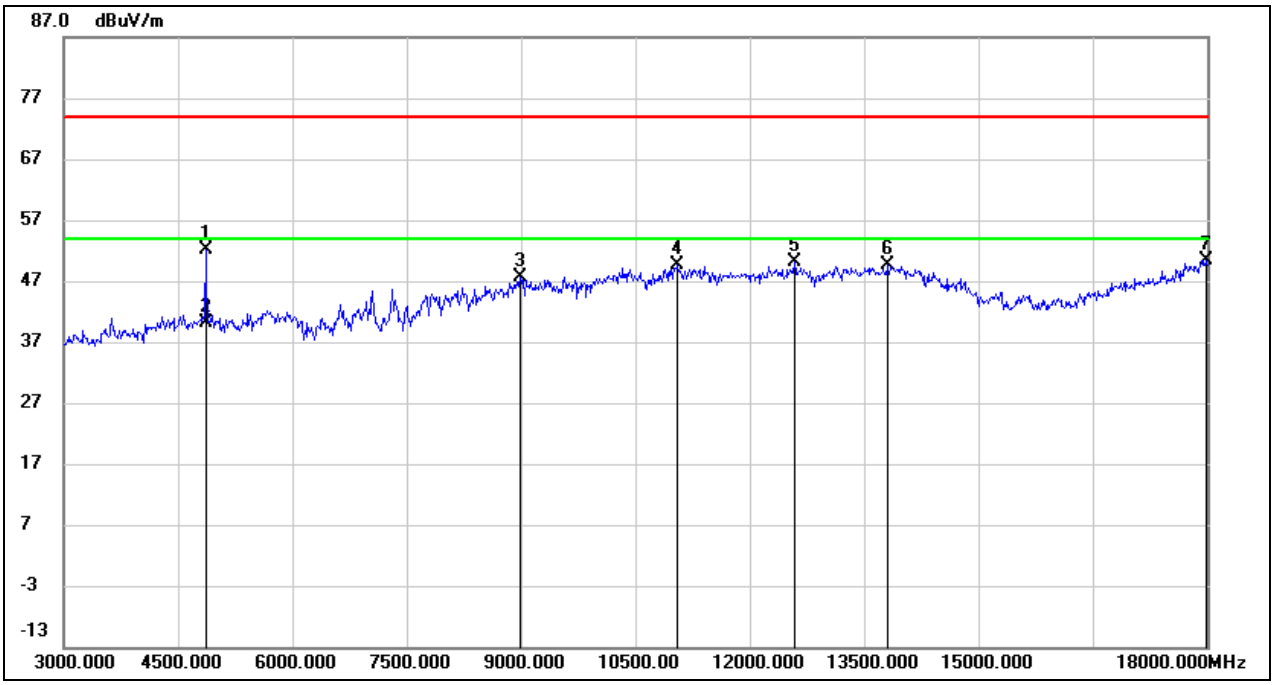

No.	Frequency (MHz)	Reading (dBuV)	Correct (dB/m)	Result (dBuV/m)	Limit (dBuV/m)	Margin (dB)	Remark
1	4860.000	51.50	0.57	52.07	74.00	-21.93	peak
2	4860.000	39.53	0.57	40.10	54.00	-13.90	AVG
3	8985.000	36.65	10.97	47.62	74.00	-26.38	peak
4	11055.000	34.62	15.04	49.66	74.00	-24.34	peak
5	12585.000	31.84	18.31	50.15	74.00	-23.85	peak
6	13815.000	26.87	22.65	49.52	74.00	-24.48	peak
7	17985.000	23.64	26.77	50.41	74.00	-23.59	peak

This report shall not be reproduced except in full, without the written approval of UL Verification Services (Guangzhou) Co., Ltd, Song Shan Lake Branch.

Test Mode:	SRD 3MHz	Frequency(MHz):	2468.2
Polarity:	Horizontal	Test Voltage:	DC 7.2 V

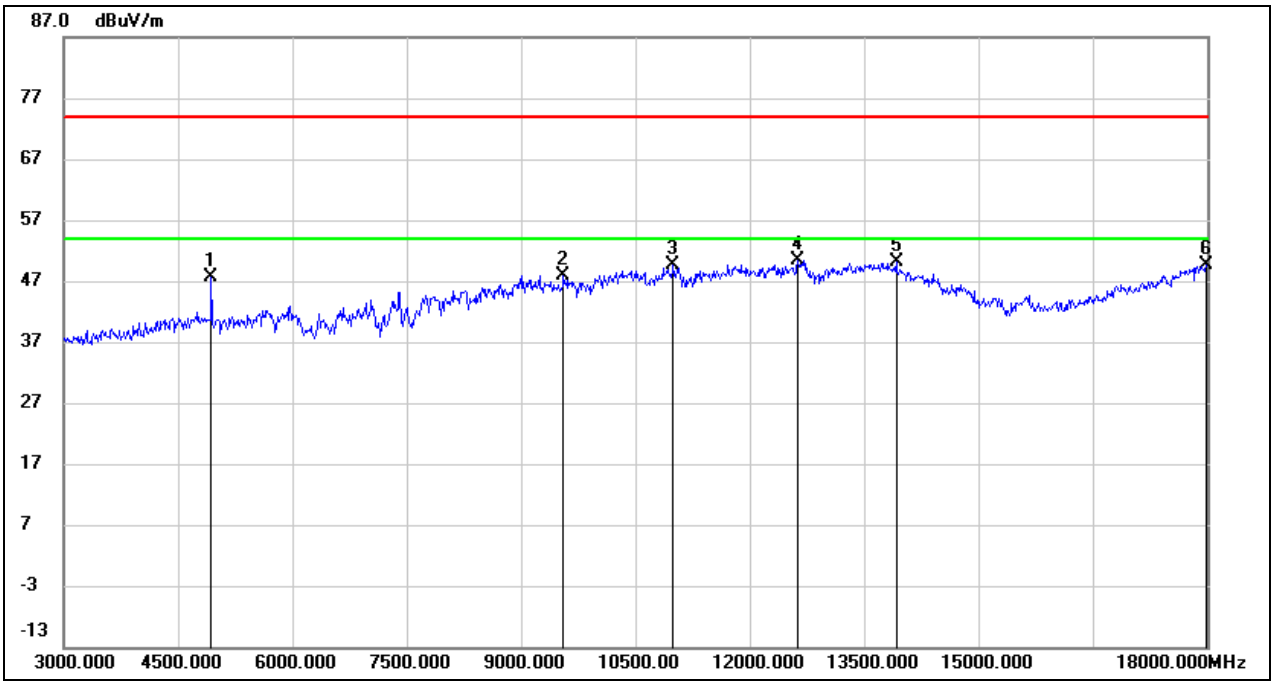

No.	Frequency (MHz)	Reading (dBuV)	Correct (dB/m)	Result (dBuV/m)	Limit (dBuV/m)	Margin (dB)	Remark
1	4935.000	46.93	0.71	47.64	74.00	-26.36	peak
2	9555.000	37.02	10.94	47.96	74.00	-26.04	peak
3	10995.000	34.65	14.89	49.54	74.00	-24.46	peak
4	12630.000	32.01	18.39	50.40	74.00	-23.60	peak
5	13920.000	27.31	22.71	50.02	74.00	-23.98	peak
6	17985.000	22.83	26.77	49.60	74.00	-24.40	peak

This report shall not be reproduced except in full, without the written approval of UL Verification Services (Guangzhou) Co., Ltd, Song Shan Lake Branch.

Test Mode:	SRD 3MHz	Frequency(MHz):	2468.2
Polarity:	Vertical	Test Voltage:	DC 7.2 V

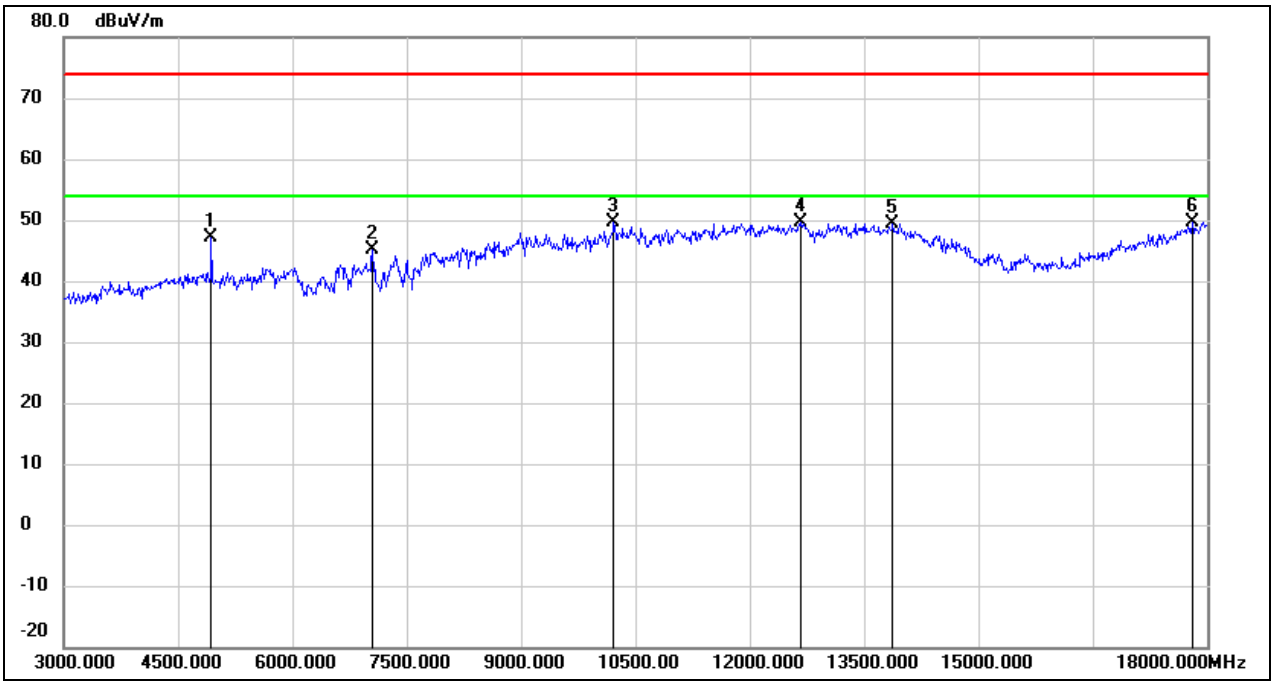

No.	Frequency (MHz)	Reading (dBuV)	Correct (dB/m)	Result (dBuV/m)	Limit (dBuV/m)	Margin (dB)	Remark
1	4935.000	46.34	0.71	47.05	74.00	-26.95	peak
2	7050.000	37.92	7.19	45.11	74.00	-28.89	peak
3	10215.000	37.00	12.56	49.56	74.00	-24.44	peak
4	12660.000	31.02	18.49	49.51	74.00	-24.49	peak
5	13875.000	26.80	22.68	49.48	74.00	-24.52	peak
6	17805.000	23.42	26.11	49.53	74.00	-24.47	peak

This report shall not be reproduced except in full, without the written approval of UL Verification Services (Guangzhou) Co., Ltd, Song Shan Lake Branch.

Test Mode:	SRD 5MHz	Frequency(MHz):	2404.5
Polarity:	Horizontal	Test Voltage:	DC 7.2 V

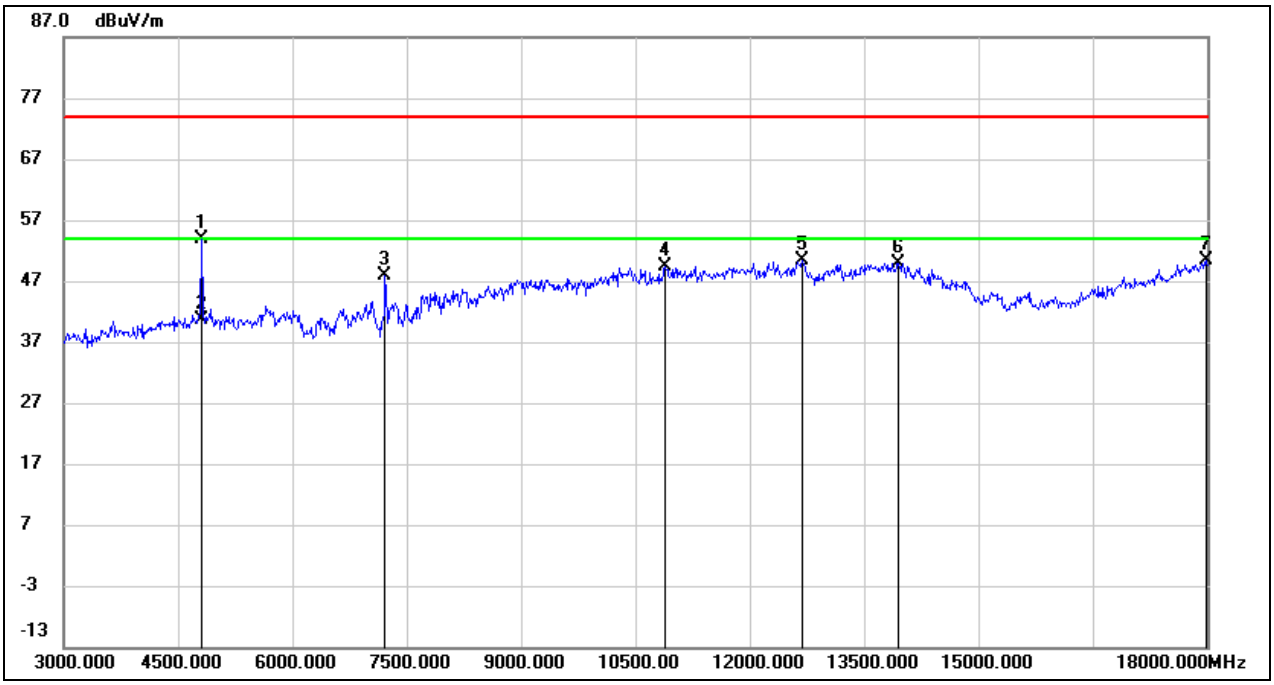

No.	Frequency (MHz)	Reading (dBuV)	Correct (dB/m)	Result (dBuV/m)	Limit (dBuV/m)	Margin (dB)	Remark
1	4815.000	53.44	0.49	53.93	74.00	-20.07	peak
2	4815.000	40.11	0.49	40.60	54.00	-13.40	AVG
3	7215.000	41.44	6.35	47.79	74.00	-26.21	peak
4	10890.000	34.95	14.39	49.34	74.00	-24.66	peak
5	12690.000	31.71	18.60	50.31	74.00	-23.69	peak
6	13950.000	27.26	22.73	49.99	74.00	-24.01	peak
7	17985.000	23.49	26.77	50.26	74.00	-23.74	peak

This report shall not be reproduced except in full, without the written approval of UL Verification Services (Guangzhou) Co., Ltd, Song Shan Lake Branch.

Test Mode:	SRD 5MHz	Frequency(MHz):	2404.5
Polarity:	Vertical	Test Voltage:	DC 7.2 V

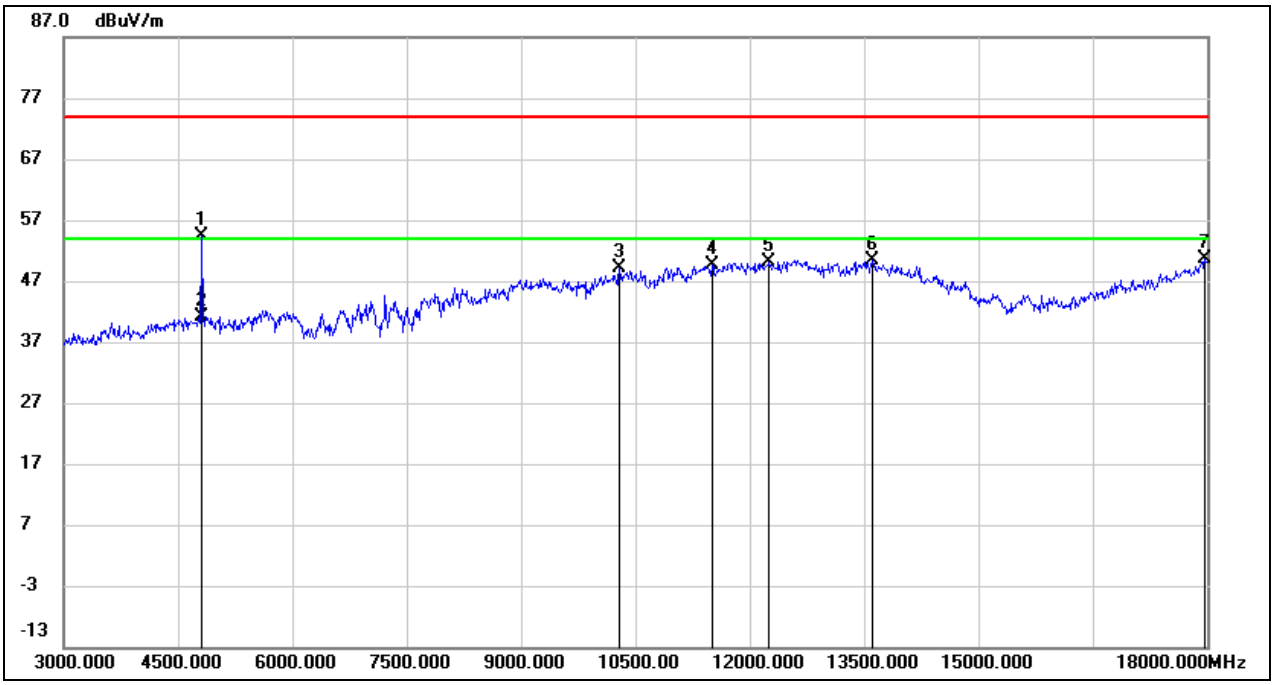

No.	Frequency (MHz)	Reading (dBuV)	Correct (dB/m)	Result (dBuV/m)	Limit (dBuV/m)	Margin (dB)	Remark
1	4815.000	54.01	0.49	54.50	74.00	-19.50	peak
2	4815.000	40.71	0.49	41.20	54.00	-12.80	AVG
3	10290.000	36.13	12.93	49.06	74.00	-24.94	peak
4	11505.000	32.82	16.88	49.70	74.00	-24.30	peak
5	12255.000	31.75	18.50	50.25	74.00	-23.75	peak
6	13605.000	28.82	21.68	50.50	74.00	-23.50	peak
7	17970.000	23.91	26.72	50.63	74.00	-23.37	peak

This report shall not be reproduced except in full, without the written approval of UL Verification Services (Guangzhou) Co., Ltd, Song Shan Lake Branch.

Test Mode:	SRD 5MHz	Frequency(MHz):	2436.74
Polarity:	Horizontal	Test Voltage:	DC 7.2 V

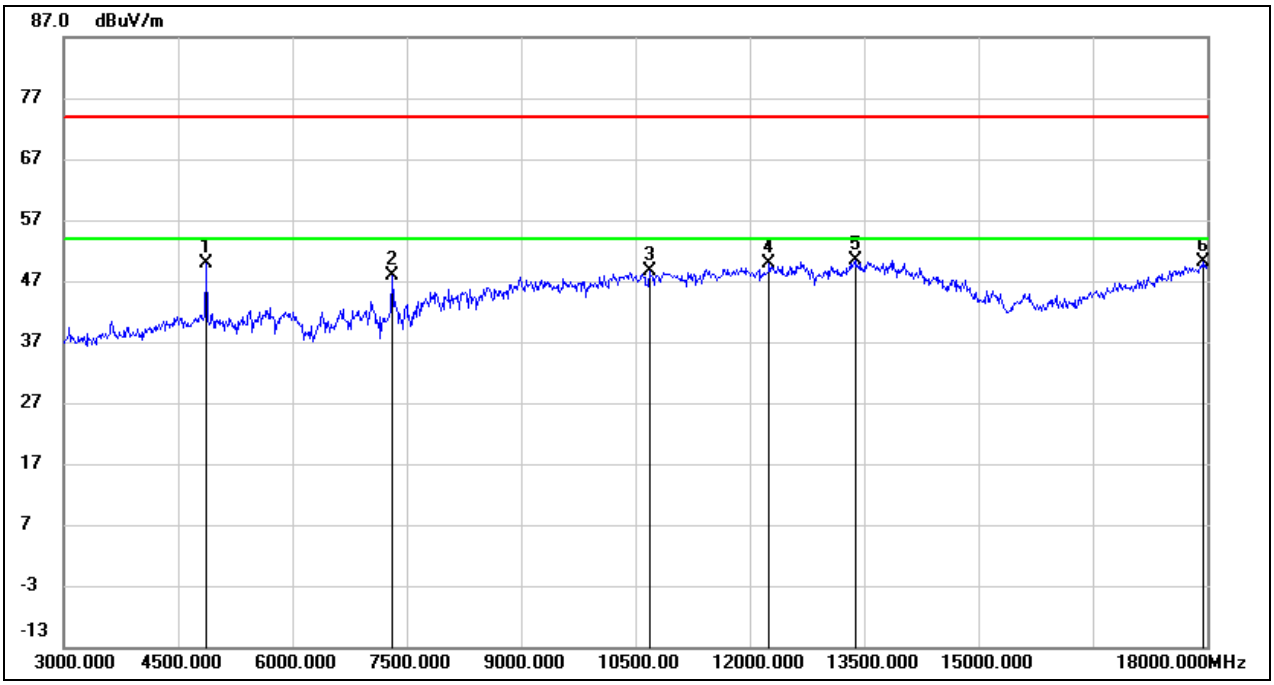

No.	Frequency (MHz)	Reading (dBuV)	Correct (dB/m)	Result (dBuV/m)	Limit (dBuV/m)	Margin (dB)	Remark
1	4875.000	49.37	0.61	49.98	74.00	-24.02	peak
2	7305.000	40.93	6.89	47.82	74.00	-26.18	peak
3	10680.000	34.81	13.94	48.75	74.00	-25.25	peak
4	12255.000	31.36	18.50	49.86	74.00	-24.14	peak
5	13380.000	29.04	21.33	50.37	74.00	-23.63	peak
6	17940.000	23.43	26.61	50.04	74.00	-23.96	peak

This report shall not be reproduced except in full, without the written approval of UL Verification Services (Guangzhou) Co., Ltd, Song Shan Lake Branch.

Test Mode:	SRD 5MHz	Frequency(MHz):	2436.74
Polarity:	Vertical	Test Voltage:	DC 7.2 V

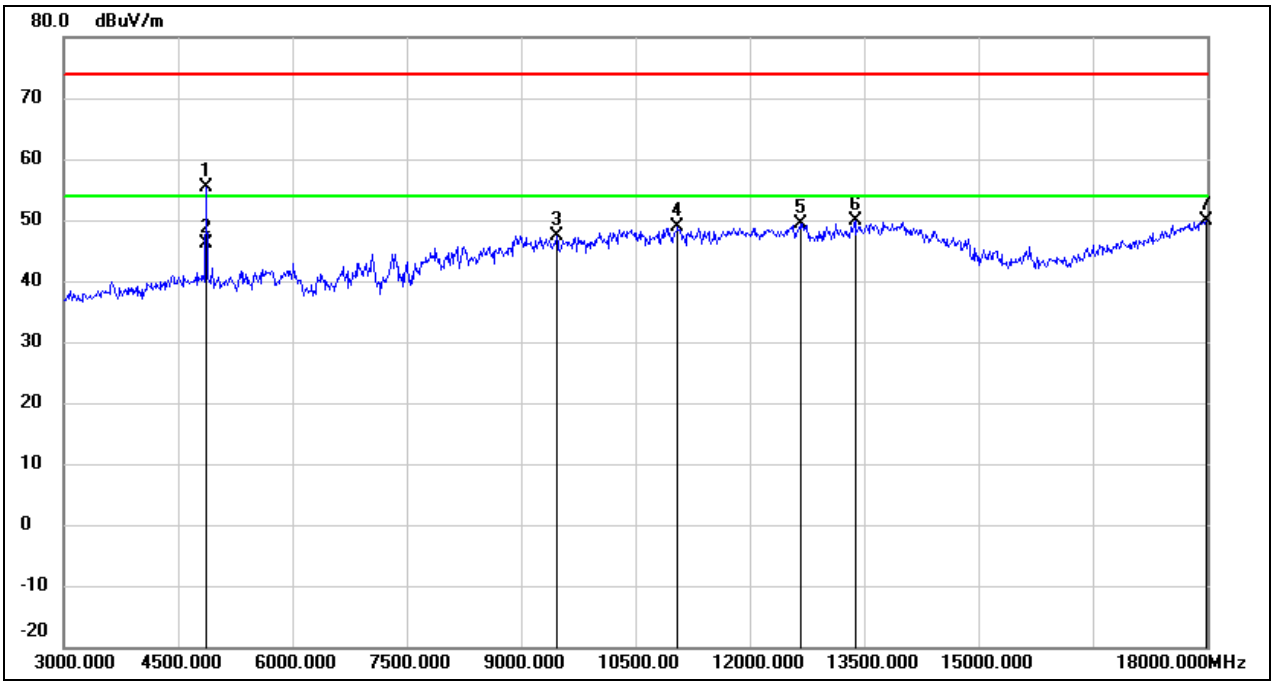

No.	Frequency (MHz)	Reading (dBuV)	Correct (dB/m)	Result (dBuV/m)	Limit (dBuV/m)	Margin (dB)	Remark
1	4860.000	54.90	0.57	55.47	74.00	-18.53	peak
2	4860.000	45.53	0.57	46.10	54.00	-7.90	AVG
3	9465.000	36.78	10.66	47.44	74.00	-26.56	peak
4	11055.000	33.77	15.04	48.81	74.00	-25.19	peak
5	12660.000	30.84	18.49	49.33	74.00	-24.67	peak
6	13380.000	28.51	21.33	49.84	74.00	-24.16	peak
7	17985.000	23.22	26.77	49.99	74.00	-24.01	peak

This report shall not be reproduced except in full, without the written approval of UL Verification Services (Guangzhou) Co., Ltd, Song Shan Lake Branch.

Test Mode:	SRD 5MHz	Frequency(MHz):	2469.5
Polarity:	Horizontal	Test Voltage:	DC 7.2 V

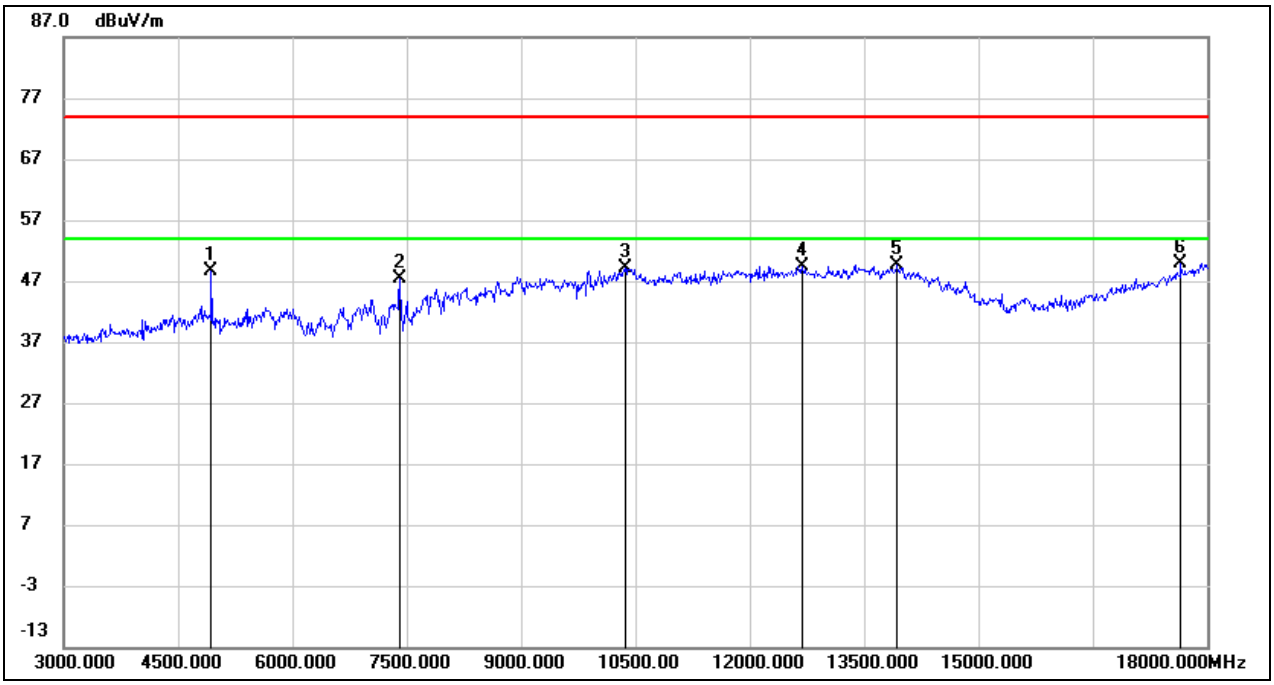

No.	Frequency (MHz)	Reading (dBuV)	Correct (dB/m)	Result (dBuV/m)	Limit (dBuV/m)	Margin (dB)	Remark
1	4935.000	48.00	0.71	48.71	74.00	-25.29	peak
2	7410.000	39.99	7.43	47.42	74.00	-26.58	peak
3	10365.000	35.79	13.29	49.08	74.00	-24.92	peak
4	12690.000	30.87	18.60	49.47	74.00	-24.53	peak
5	13935.000	26.98	22.72	49.70	74.00	-24.30	peak
6	17655.000	25.10	24.75	49.85	74.00	-24.15	peak

This report shall not be reproduced except in full, without the written approval of UL Verification Services (Guangzhou) Co., Ltd, Song Shan Lake Branch.

Test Mode:	SRD 5MHz	Frequency(MHz):	2469.5
Polarity:	Vertical	Test Voltage:	DC 7.2 V

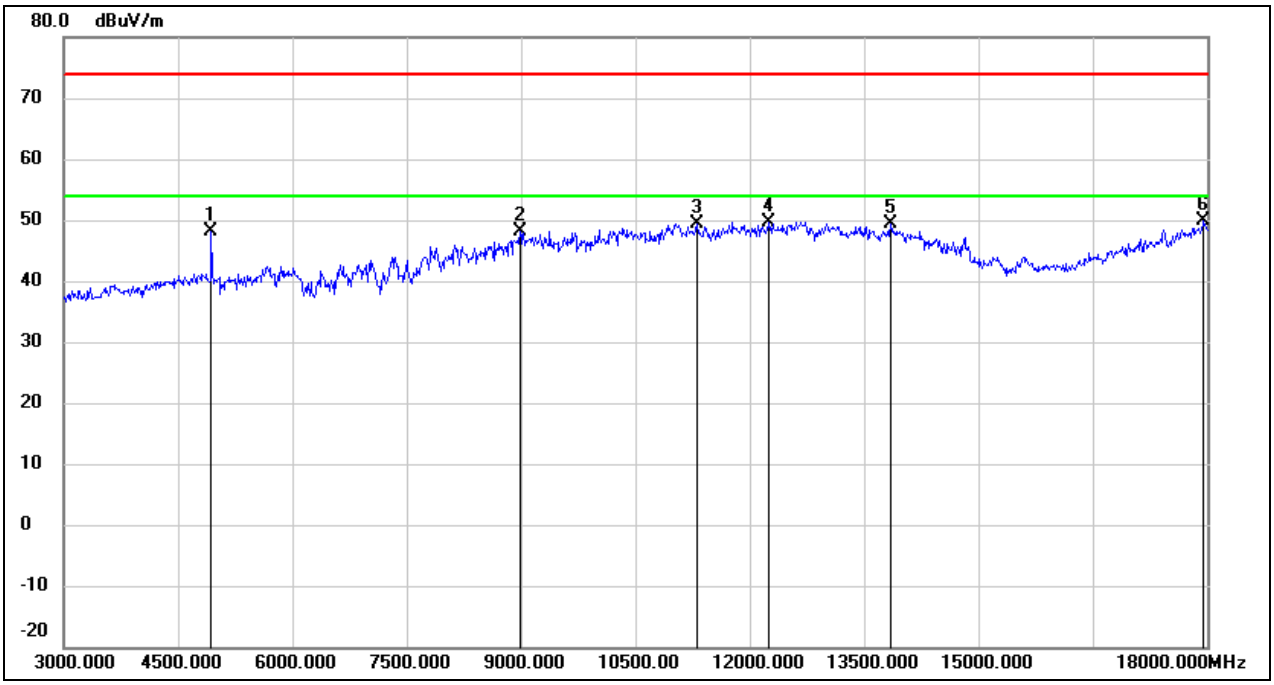

No.	Frequency (MHz)	Reading (dBuV)	Correct (dB/m)	Result (dBuV/m)	Limit (dBuV/m)	Margin (dB)	Remark
1	4935.000	47.39	0.71	48.10	74.00	-25.90	peak
2	8985.000	37.20	10.97	48.17	74.00	-25.83	peak
3	11310.000	33.43	16.02	49.45	74.00	-24.55	peak
4	12240.000	31.19	18.46	49.65	74.00	-24.35	peak
5	13845.000	26.64	22.67	49.31	74.00	-24.69	peak
6	17955.000	23.12	26.66	49.78	74.00	-24.22	peak

This report shall not be reproduced except in full, without the written approval of UL Verification Services (Guangzhou) Co., Ltd, Song Shan Lake Branch.

Test Mode:	SRD 10MHz	Frequency(MHz):	2407.5
Polarity:	Horizontal	Test Voltage:	DC 7.2 V

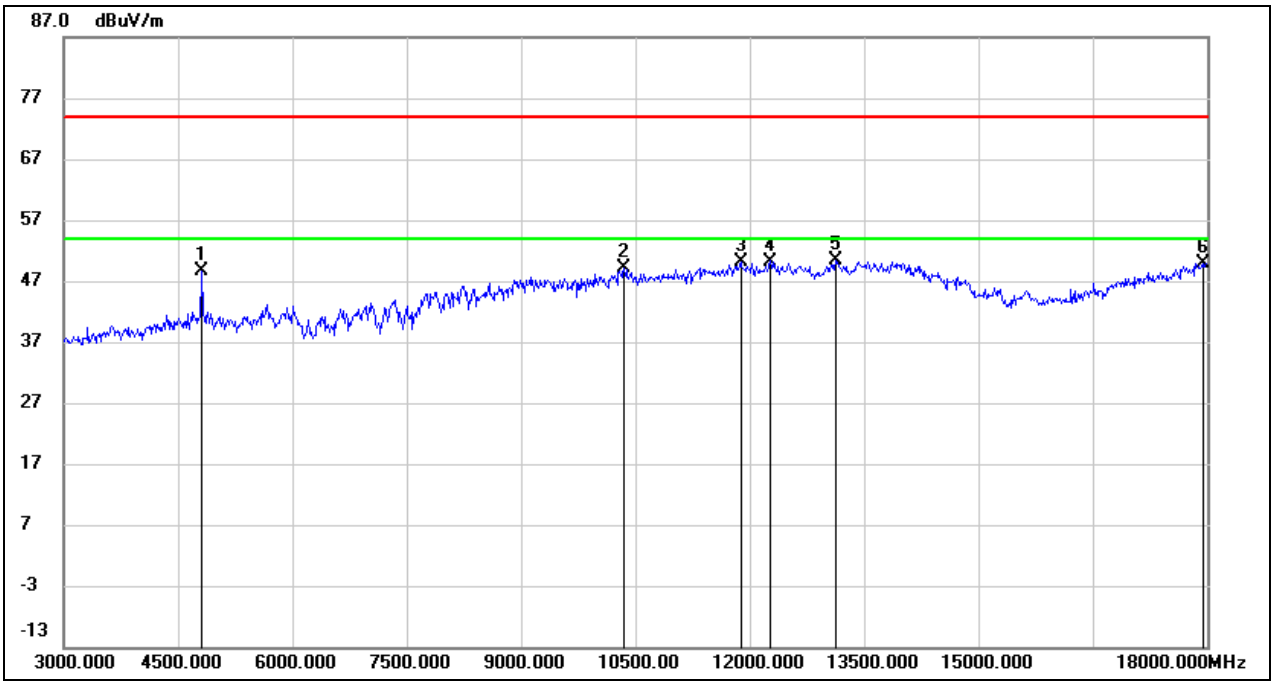

No.	Frequency (MHz)	Reading (dBuV)	Correct (dB/m)	Result (dBuV/m)	Limit (dBuV/m)	Margin (dB)	Remark
1	4815.000	48.03	0.49	48.52	74.00	-25.48	peak
2	10350.000	35.90	13.21	49.11	74.00	-24.89	peak
3	11880.000	32.04	17.97	50.01	74.00	-23.99	peak
4	12270.000	31.70	18.55	50.25	74.00	-23.75	peak
5	13125.000	30.55	19.72	50.27	74.00	-23.73	peak
6	17940.000	23.31	26.61	49.92	74.00	-24.08	peak

This report shall not be reproduced except in full, without the written approval of UL Verification Services (Guangzhou) Co., Ltd, Song Shan Lake Branch.

Test Mode:	SRD 10MHz	Frequency(MHz):	2407.5
Polarity:	Vertical	Test Voltage:	DC 7.2 V

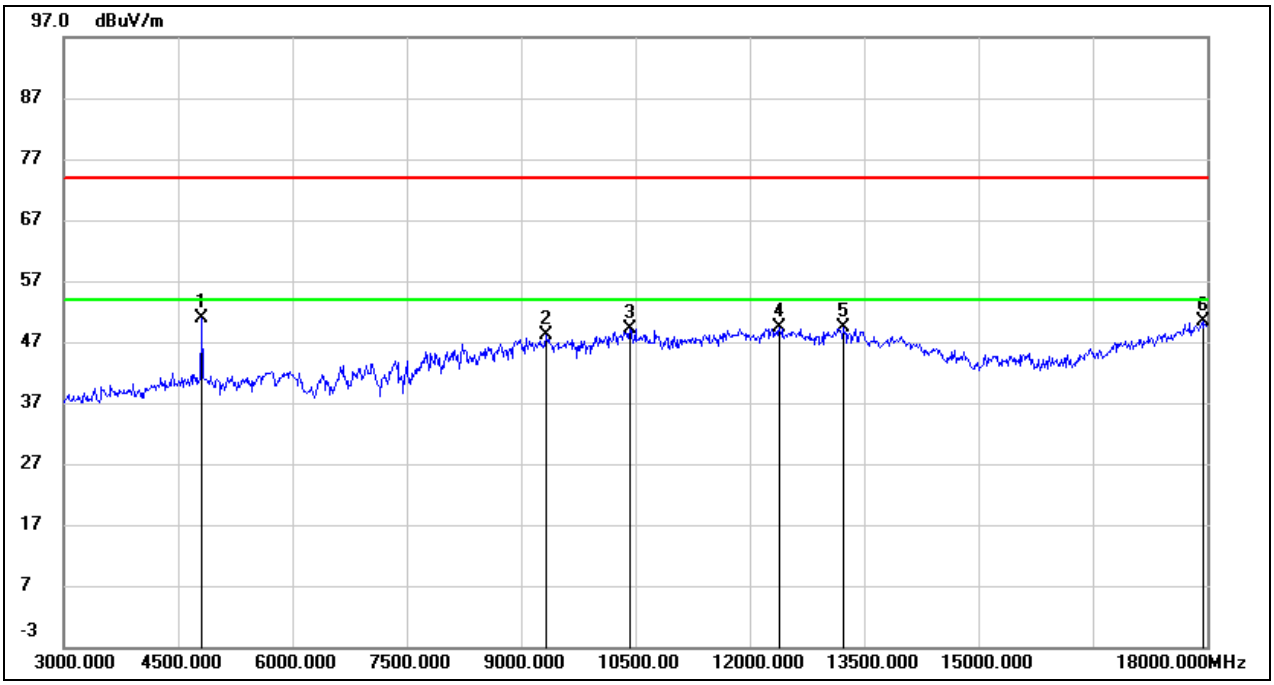

No.	Frequency (MHz)	Reading (dBuV)	Correct (dB/m)	Result (dBuV/m)	Limit (dBuV/m)	Margin (dB)	Remark
1	4815.000	50.28	0.49	50.77	74.00	-23.23	peak
2	9330.000	37.89	10.30	48.19	74.00	-25.81	peak
3	10425.000	35.70	13.51	49.21	74.00	-24.79	peak
4	12390.000	30.41	18.96	49.37	74.00	-24.63	peak
5	13230.000	29.10	20.31	49.41	74.00	-24.59	peak
6	17940.000	23.73	26.61	50.34	74.00	-23.66	peak

This report shall not be reproduced except in full, without the written approval of UL Verification Services (Guangzhou) Co., Ltd, Song Shan Lake Branch.

Test Mode:	SRD 10MHz	Frequency(MHz):	2437.5
Polarity:	Horizontal	Test Voltage:	DC 7.2 V

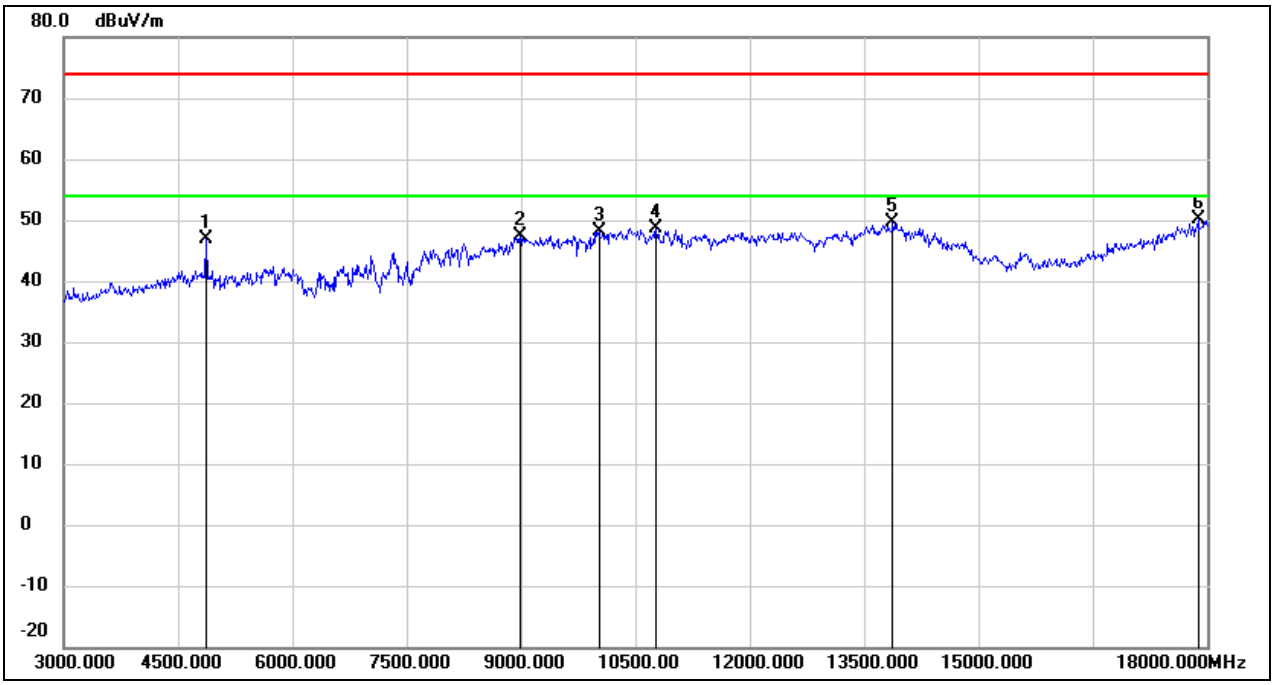

No.	Frequency (MHz)	Reading (dBuV)	Correct (dB/m)	Result (dBuV/m)	Limit (dBuV/m)	Margin (dB)	Remark
1	4860.000	46.36	0.57	46.93	74.00	-27.07	peak
2	8985.000	36.40	10.97	47.37	74.00	-26.63	peak
3	10020.000	35.58	12.48	48.06	74.00	-25.94	peak
4	10770.000	34.68	13.95	48.63	74.00	-25.37	peak
5	13875.000	27.00	22.68	49.68	74.00	-24.32	peak
6	17880.000	23.79	26.39	50.18	74.00	-23.82	peak

This report shall not be reproduced except in full, without the written approval of UL Verification Services (Guangzhou) Co., Ltd, Song Shan Lake Branch.

Test Mode:	SRD 10MHz	Frequency(MHz):	2437.5
Polarity:	Vertical	Test Voltage:	DC 7.2 V

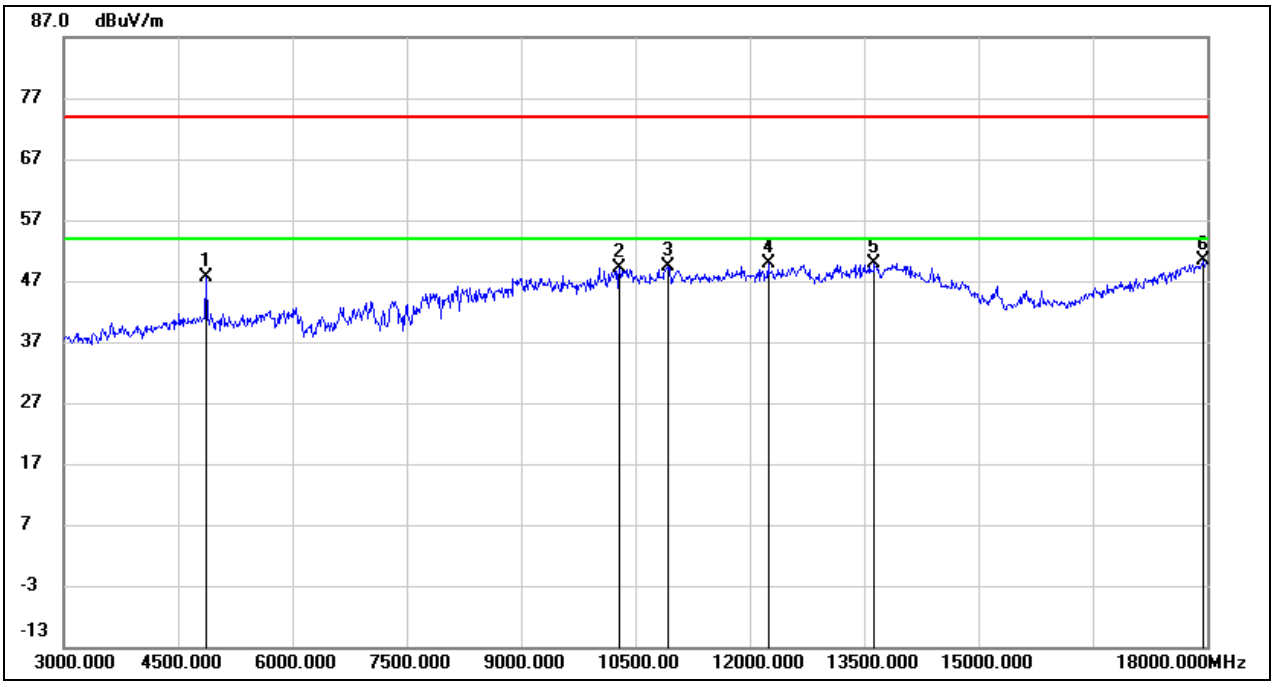

No.	Frequency (MHz)	Reading (dBuV)	Correct (dB/m)	Result (dBuV/m)	Limit (dBuV/m)	Margin (dB)	Remark
1	4860.000	47.02	0.57	47.59	74.00	-26.41	peak
2	10290.000	36.18	12.93	49.11	74.00	-24.89	peak
3	10920.000	34.89	14.54	49.43	74.00	-24.57	peak
4	12240.000	31.40	18.46	49.86	74.00	-24.14	peak
5	13635.000	28.13	21.83	49.96	74.00	-24.04	peak
6	17955.000	23.79	26.66	50.45	74.00	-23.55	peak

This report shall not be reproduced except in full, without the written approval of UL Verification Services (Guangzhou) Co., Ltd, Song Shan Lake Branch.

Test Mode:	SRD 10MHz	Frequency(MHz):	2467.5
Polarity:	Horizontal	Test Voltage:	DC 7.2 V

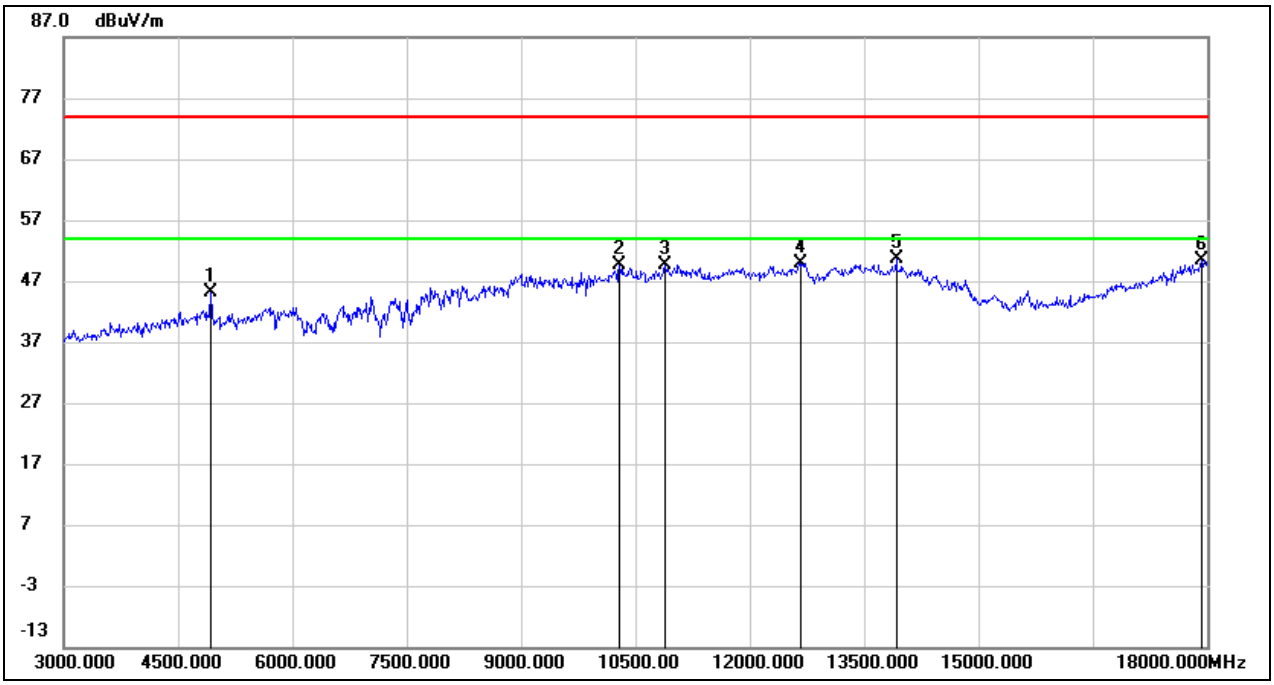

No.	Frequency (MHz)	Reading (dBuV)	Correct (dB/m)	Result (dBuV/m)	Limit (dBuV/m)	Margin (dB)	Remark
1	4920.000	44.39	0.69	45.08	74.00	-28.92	peak
2	10290.000	36.68	12.93	49.61	74.00	-24.39	peak
3	10890.000	35.34	14.39	49.73	74.00	-24.27	peak
4	12660.000	31.49	18.49	49.98	74.00	-24.02	peak
5	13920.000	27.93	22.71	50.64	74.00	-23.36	peak
6	17925.000	23.74	26.55	50.29	74.00	-23.71	peak

This report shall not be reproduced except in full, without the written approval of UL Verification Services (Guangzhou) Co., Ltd, Song Shan Lake Branch.

Test Mode:	SRD 10MHz	Frequency(MHz):	2467.5
Polarity:	Vertical	Test Voltage:	DC 7.2 V

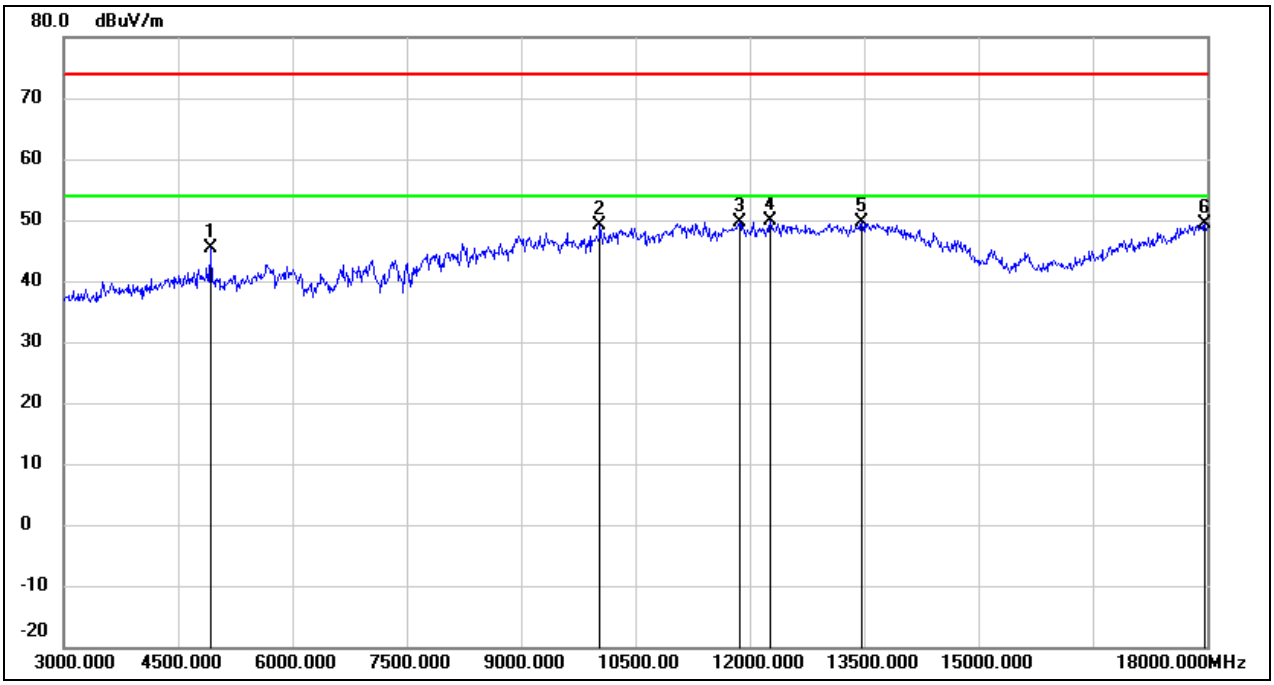

No.	Frequency (MHz)	Reading (dBuV)	Correct (dB/m)	Result (dBuV/m)	Limit (dBuV/m)	Margin (dB)	Remark
1	4920.000	44.72	0.69	45.41	74.00	-28.59	peak
2	10035.000	36.62	12.48	49.10	74.00	-24.90	peak
3	11865.000	31.77	17.91	49.68	74.00	-24.32	peak
4	12270.000	31.45	18.55	50.00	74.00	-24.00	peak
5	13470.000	27.91	21.62	49.53	74.00	-24.47	peak
6	17970.000	22.63	26.72	49.35	74.00	-24.65	peak

This report shall not be reproduced except in full, without the written approval of UL Verification Services (Guangzhou) Co., Ltd, Song Shan Lake Branch.

Test Mode:	SRD 20MHz	Frequency(MHz):	2412.5
Polarity:	Horizontal	Test Voltage:	DC 7.2 V

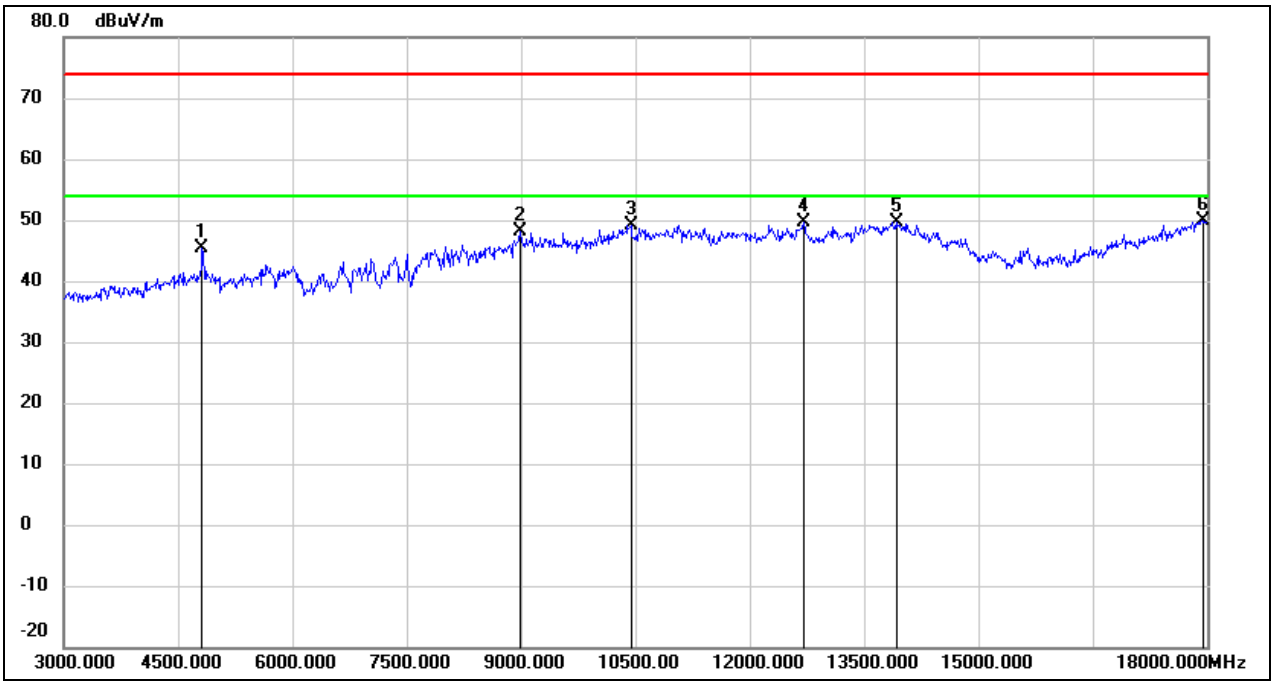

No.	Frequency (MHz)	Reading (dBuV)	Correct (dB/m)	Result (dBuV/m)	Limit (dBuV/m)	Margin (dB)	Remark
1	4815.000	44.89	0.49	45.38	74.00	-28.62	peak
2	8985.000	37.23	10.97	48.20	74.00	-25.80	peak
3	10440.000	35.64	13.56	49.20	74.00	-24.80	peak
4	12705.000	30.86	18.66	49.52	74.00	-24.48	peak
5	13920.000	27.01	22.71	49.72	74.00	-24.28	peak
6	17955.000	23.33	26.66	49.99	74.00	-24.01	peak

This report shall not be reproduced except in full, without the written approval of UL Verification Services (Guangzhou) Co., Ltd, Song Shan Lake Branch.

Test Mode:	SRD 20MHz	Frequency(MHz):	2412.5
Polarity:	Vertical	Test Voltage:	DC 7.2 V

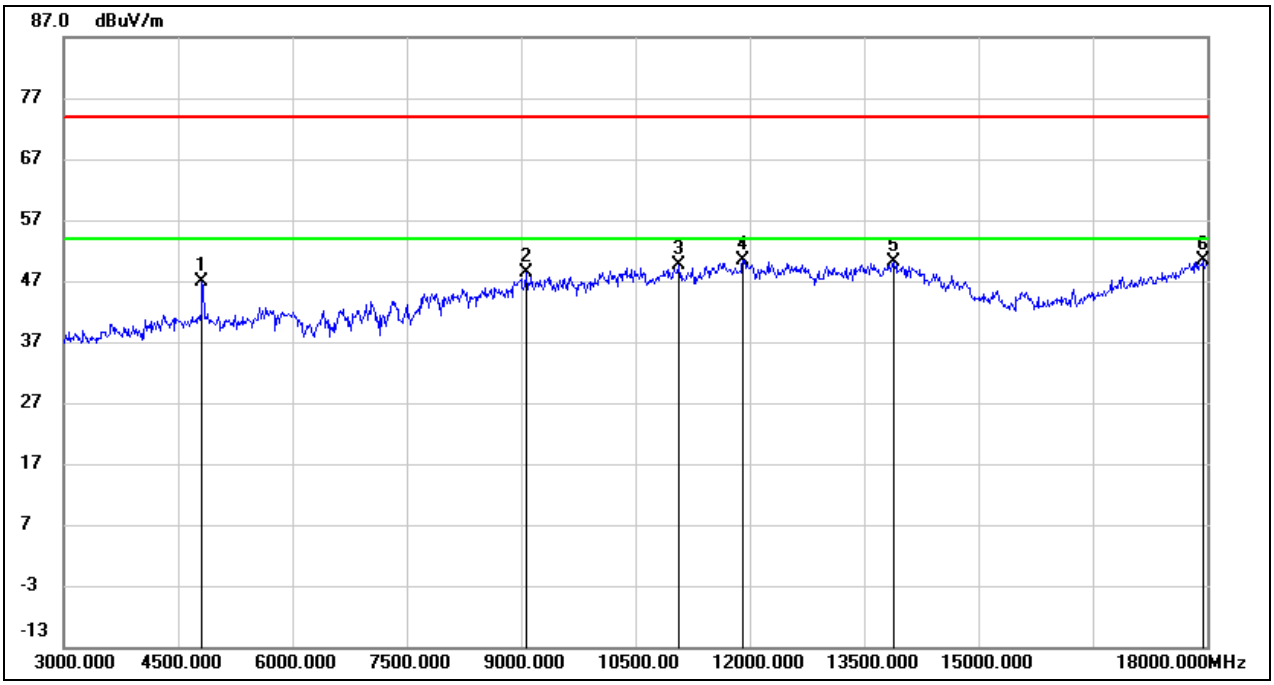

No.	Frequency (MHz)	Reading (dBuV)	Correct (dB/m)	Result (dBuV/m)	Limit (dBuV/m)	Margin (dB)	Remark
1	4815.000	46.30	0.49	46.79	74.00	-27.21	peak
2	9060.000	37.57	10.82	48.39	74.00	-25.61	peak
3	11070.000	34.53	15.08	49.61	74.00	-24.39	peak
4	11910.000	32.37	18.11	50.48	74.00	-23.52	peak
5	13890.000	27.48	22.69	50.17	74.00	-23.83	peak
6	17940.000	23.77	26.61	50.38	74.00	-23.62	peak

This report shall not be reproduced except in full, without the written approval of UL Verification Services (Guangzhou) Co., Ltd, Song Shan Lake Branch.

Test Mode:	SRD 20MHz	Frequency(MHz):	2437.5
Polarity:	Horizontal	Test Voltage:	DC 7.2 V

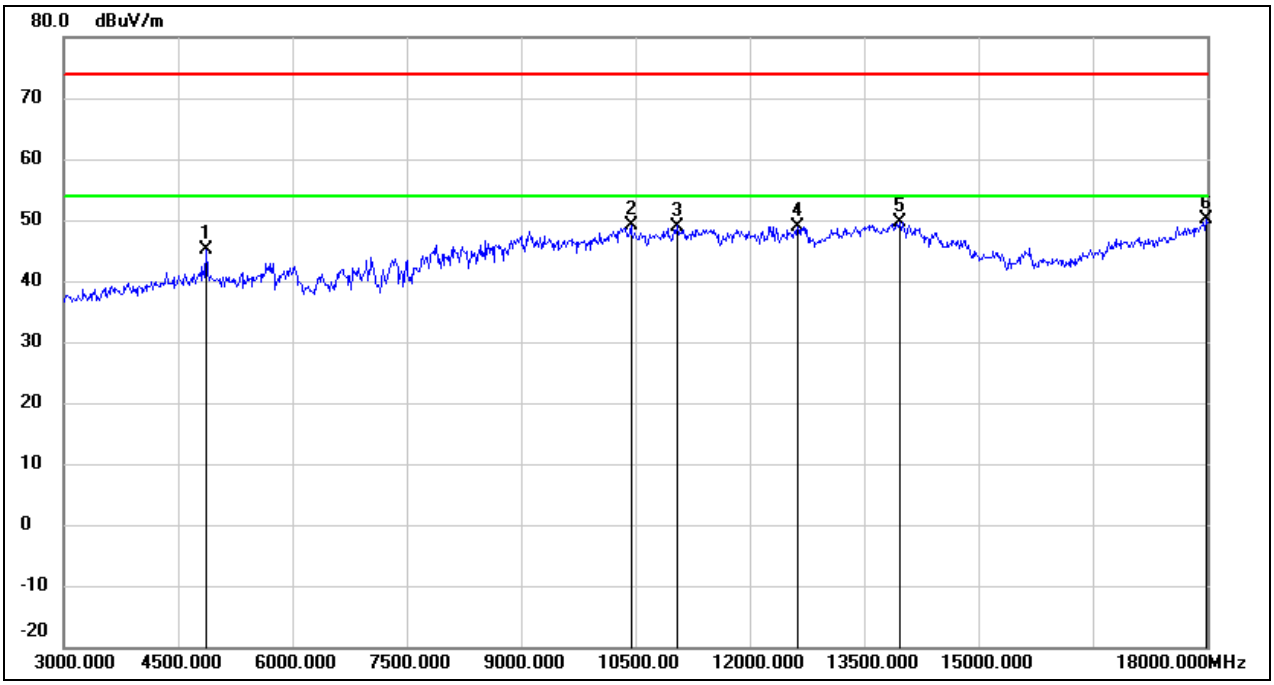

No.	Frequency (MHz)	Reading (dBuV)	Correct (dB/m)	Result (dBuV/m)	Limit (dBuV/m)	Margin (dB)	Remark
1	4860.000	44.63	0.57	45.20	74.00	-28.80	peak
2	10440.000	35.49	13.56	49.05	74.00	-24.95	peak
3	11055.000	33.96	15.04	49.00	74.00	-25.00	peak
4	12630.000	30.59	18.39	48.98	74.00	-25.02	peak
5	13965.000	26.87	22.74	49.61	74.00	-24.39	peak
6	17985.000	23.31	26.77	50.08	74.00	-23.92	peak

This report shall not be reproduced except in full, without the written approval of UL Verification Services (Guangzhou) Co., Ltd, Song Shan Lake Branch.

Test Mode:	SRD 20MHz	Frequency(MHz):	2437.5
Polarity:	Vertical	Test Voltage:	DC 7.2 V

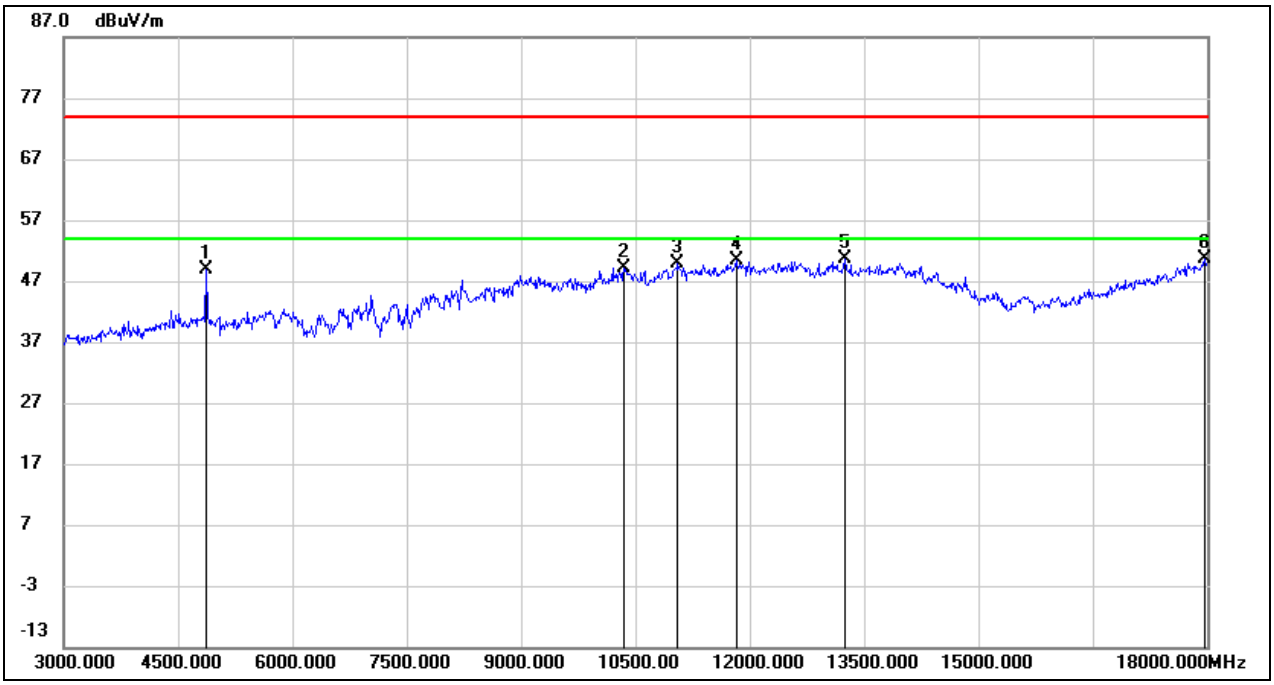

No.	Frequency (MHz)	Reading (dBuV)	Correct (dB/m)	Result (dBuV/m)	Limit (dBuV/m)	Margin (dB)	Remark
1	4860.000	48.40	0.57	48.97	74.00	-25.03	peak
2	10350.000	35.96	13.21	49.17	74.00	-24.83	peak
3	11055.000	34.88	15.04	49.92	74.00	-24.08	peak
4	11820.000	32.56	17.73	50.29	74.00	-23.71	peak
5	13245.000	30.14	20.41	50.55	74.00	-23.45	peak
6	17970.000	23.90	26.72	50.62	74.00	-23.38	peak

This report shall not be reproduced except in full, without the written approval of UL Verification Services (Guangzhou) Co., Ltd, Song Shan Lake Branch.

Test Mode:	SRD 20MHz	Frequency(MHz):	2462.5
Polarity:	Horizontal	Test Voltage:	DC 7.2 V

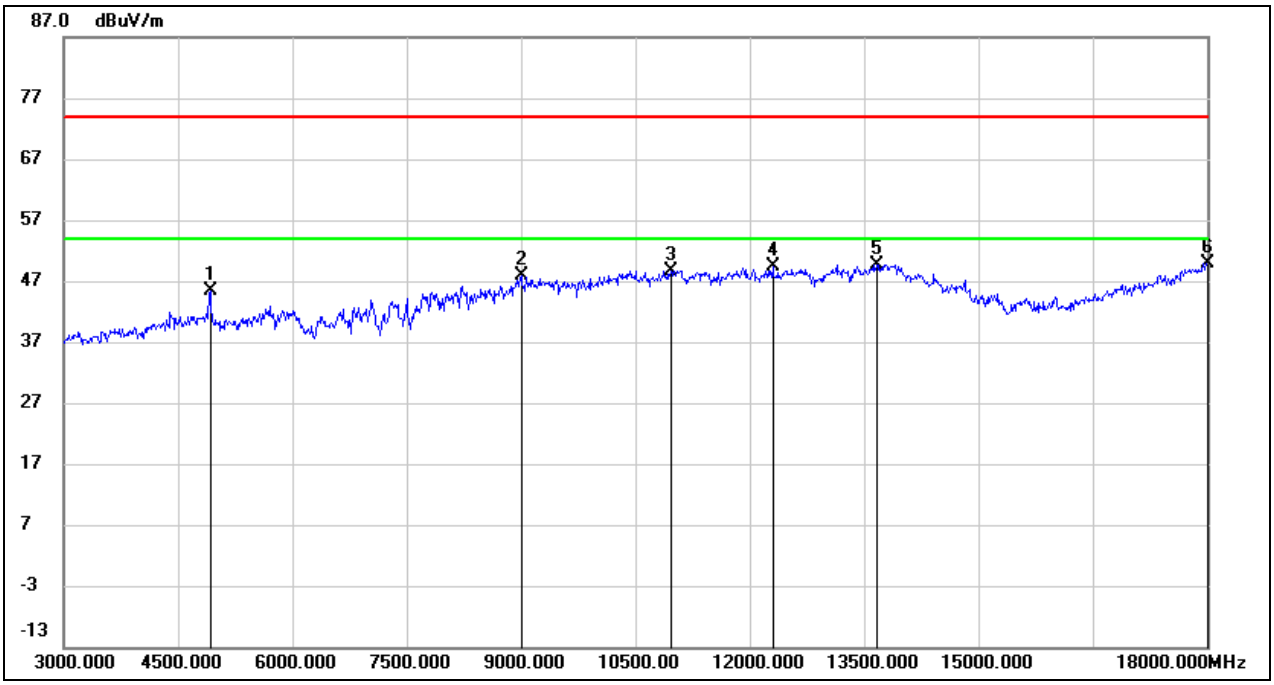

No.	Frequency (MHz)	Reading (dBuV)	Correct (dB/m)	Result (dBuV/m)	Limit (dBuV/m)	Margin (dB)	Remark
1	4920.000	44.70	0.69	45.39	74.00	-28.61	peak
2	9000.000	36.65	11.17	47.82	74.00	-26.18	peak
3	10965.000	33.99	14.75	48.74	74.00	-25.26	peak
4	12300.000	30.62	18.65	49.27	74.00	-24.73	peak
5	13665.000	27.71	21.98	49.69	74.00	-24.31	peak
6	18000.000	23.07	26.83	49.90	74.00	-24.10	peak

This report shall not be reproduced except in full, without the written approval of UL Verification Services (Guangzhou) Co., Ltd, Song Shan Lake Branch.

Test Mode:	SRD 20MHz	Frequency(MHz):	2462.5
Polarity:	Vertical	Test Voltage:	DC 7.2 V

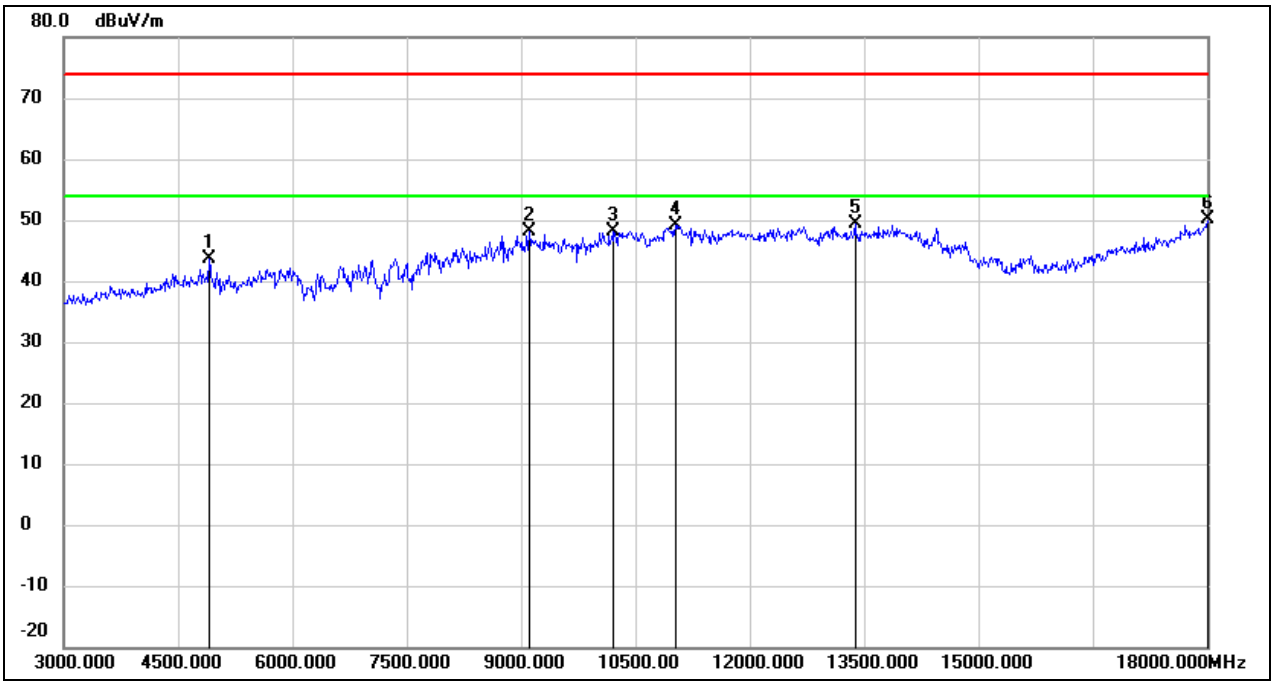

No.	Frequency (MHz)	Reading (dBuV)	Correct (dB/m)	Result (dBuV/m)	Limit (dBuV/m)	Margin (dB)	Remark
1	4905.000	42.94	0.66	43.60	74.00	-30.40	peak
2	9105.000	37.60	10.57	48.17	74.00	-25.83	peak
3	10215.000	35.45	12.56	48.01	74.00	-25.99	peak
4	11025.000	34.20	14.97	49.17	74.00	-24.83	peak
5	13380.000	28.10	21.33	49.43	74.00	-24.57	peak
6	18000.000	23.29	26.83	50.12	74.00	-23.88	peak

This report shall not be reproduced except in full, without the written approval of UL Verification Services (Guangzhou) Co., Ltd, Song Shan Lake Branch.

Test Mode:	SRD 40MHz	Frequency(MHz):	2422.5
Polarity:	Horizontal	Test Voltage:	DC 7.2 V

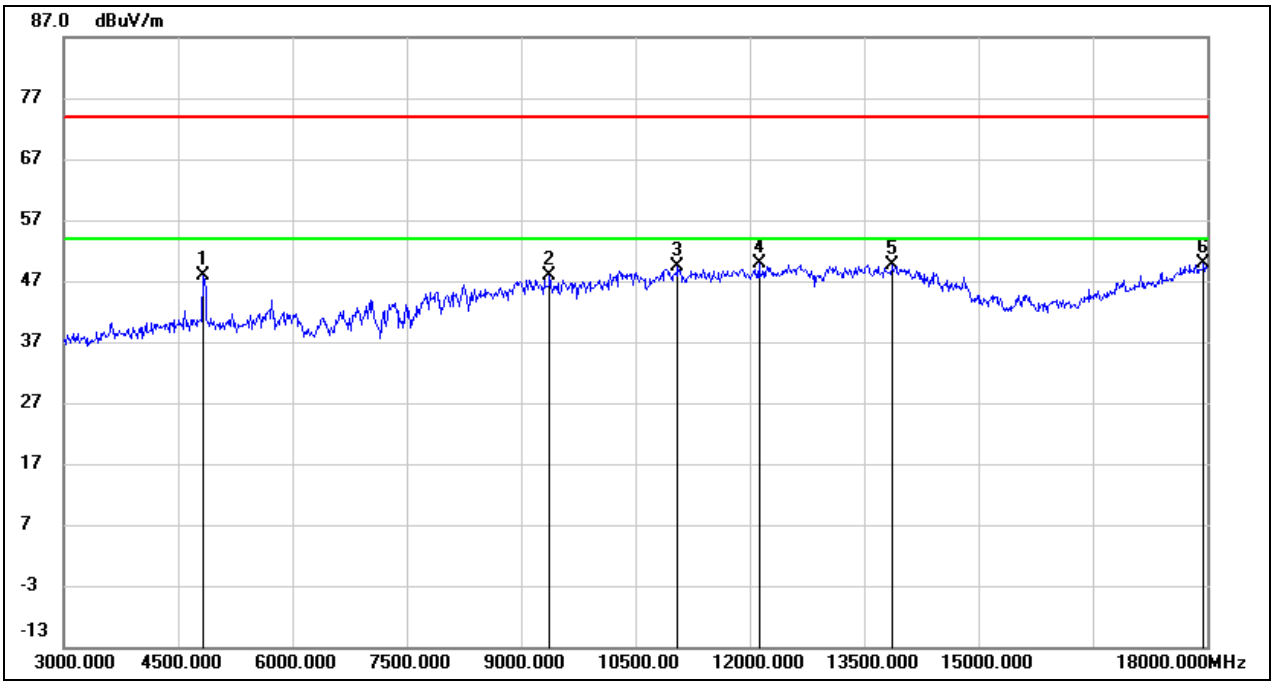

No.	Frequency (MHz)	Reading (dBuV)	Correct (dB/m)	Result (dBuV/m)	Limit (dBuV/m)	Margin (dB)	Remark
1	4830.000	47.41	0.51	47.92	74.00	-26.08	peak
2	9375.000	37.36	10.40	47.76	74.00	-26.24	peak
3	11055.000	34.25	15.04	49.29	74.00	-24.71	peak
4	12120.000	31.38	18.40	49.78	74.00	-24.22	peak
5	13875.000	26.97	22.68	49.65	74.00	-24.35	peak
6	17955.000	23.14	26.66	49.80	74.00	-24.20	peak

This report shall not be reproduced except in full, without the written approval of UL Verification Services (Guangzhou) Co., Ltd, Song Shan Lake Branch.

Test Mode:	SRD 40MHz	Frequency(MHz):	2422.5
Polarity:	Vertical	Test Voltage:	DC 7.2 V

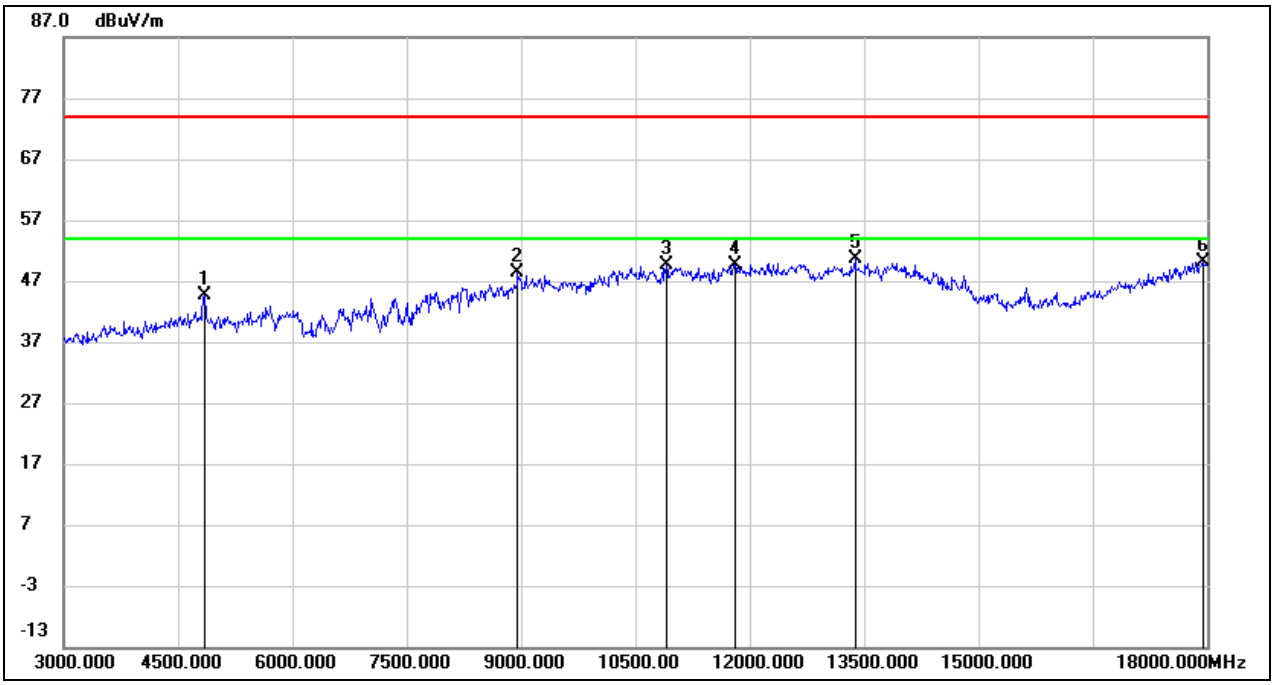

No.	Frequency (MHz)	Reading (dBuV)	Correct (dB/m)	Result (dBuV/m)	Limit (dBuV/m)	Margin (dB)	Remark
1	4845.000	44.11	0.54	44.65	74.00	-29.35	peak
2	8955.000	37.71	10.56	48.27	74.00	-25.73	peak
3	10905.000	35.12	14.46	49.58	74.00	-24.42	peak
4	11805.000	32.10	17.65	49.75	74.00	-24.25	peak
5	13380.000	29.19	21.33	50.52	74.00	-23.48	peak
6	17940.000	23.60	26.61	50.21	74.00	-23.79	peak

This report shall not be reproduced except in full, without the written approval of UL Verification Services (Guangzhou) Co., Ltd, Song Shan Lake Branch.

Test Mode:	SRD 40MHz	Frequency(MHz):	2437.5
Polarity:	Horizontal	Test Voltage:	DC 7.2 V

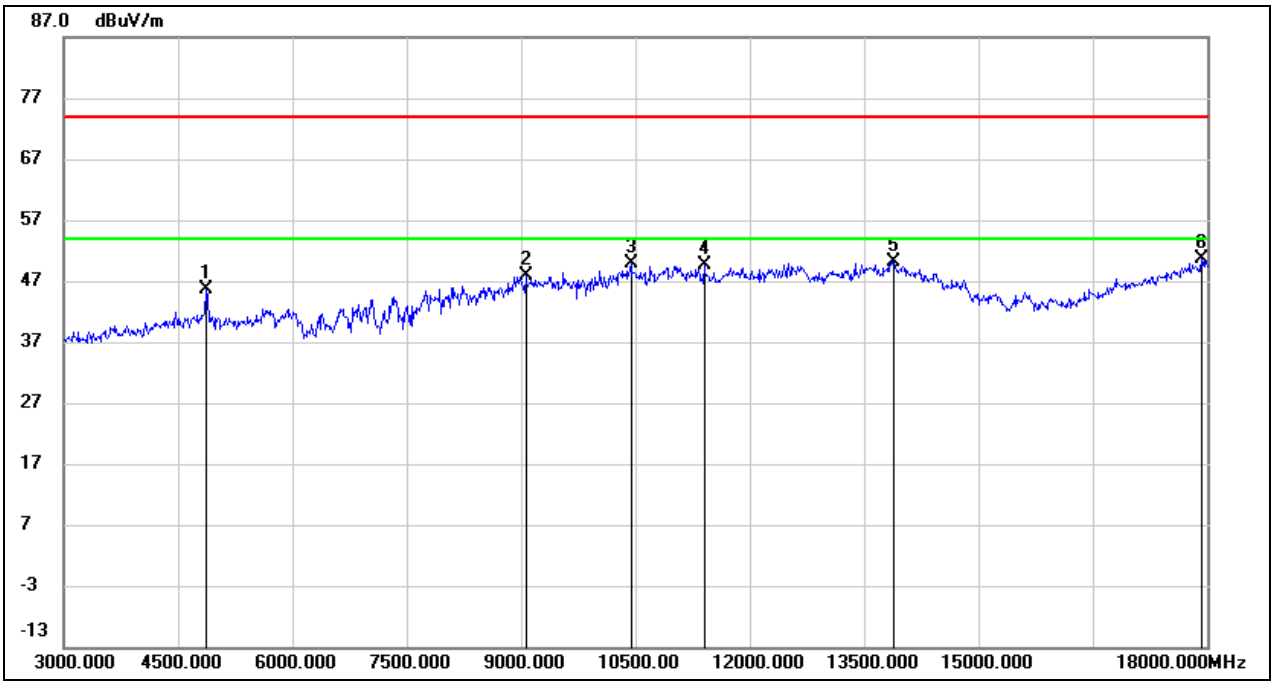

No.	Frequency (MHz)	Reading (dBuV)	Correct (dB/m)	Result (dBuV/m)	Limit (dBuV/m)	Margin (dB)	Remark
1	4860.000	45.13	0.57	45.70	74.00	-28.30	peak
2	9060.000	37.16	10.82	47.98	74.00	-26.02	peak
3	10440.000	36.23	13.56	49.79	74.00	-24.21	peak
4	11400.000	33.04	16.54	49.58	74.00	-24.42	peak
5	13890.000	27.47	22.69	50.16	74.00	-23.84	peak
6	17925.000	24.00	26.55	50.55	74.00	-23.45	peak

This report shall not be reproduced except in full, without the written approval of UL Verification Services (Guangzhou) Co., Ltd, Song Shan Lake Branch.

Test Mode:	SRD 40MHz	Frequency(MHz):	2437.5
Polarity:	Vertical	Test Voltage:	DC 7.2 V

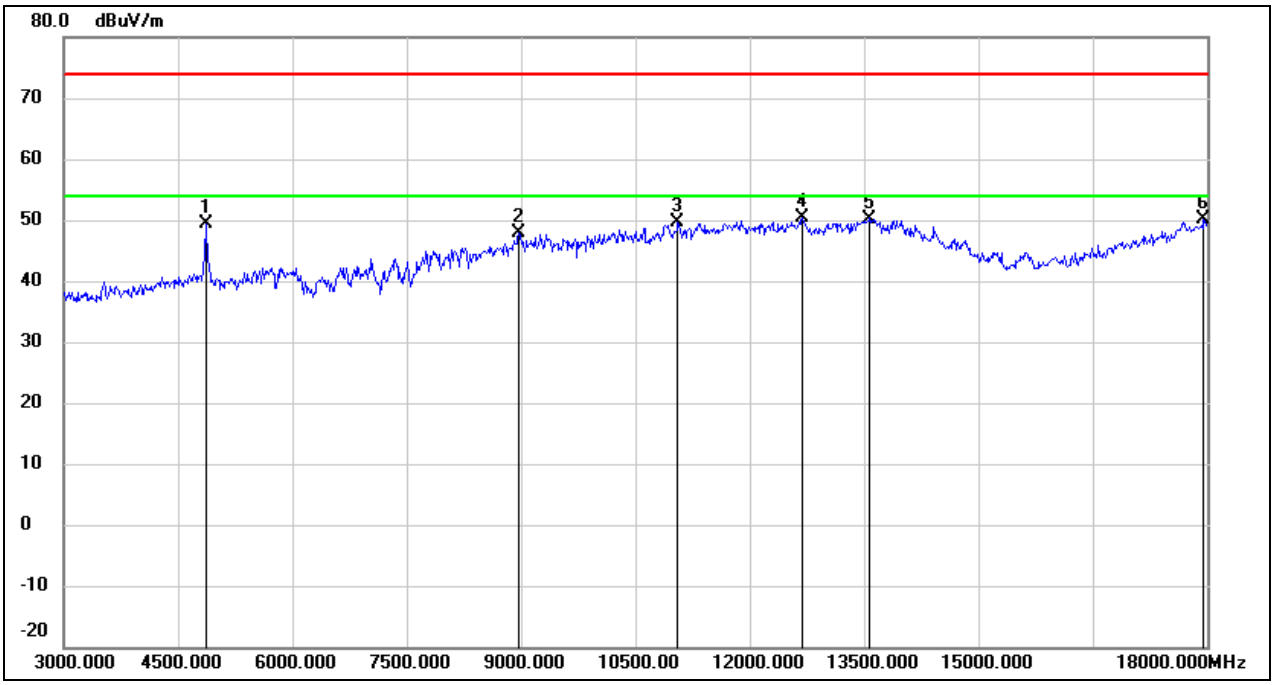

No.	Frequency (MHz)	Reading (dBuV)	Correct (dB/m)	Result (dBuV/m)	Limit (dBuV/m)	Margin (dB)	Remark
1	4875.000	48.80	0.61	49.41	74.00	-24.59	peak
2	8970.000	37.20	10.75	47.95	74.00	-26.05	peak
3	11055.000	34.49	15.04	49.53	74.00	-24.47	peak
4	12690.000	31.70	18.60	50.30	74.00	-23.70	peak
5	13575.000	28.58	21.67	50.25	74.00	-23.75	peak
6	17955.000	23.40	26.66	50.06	74.00	-23.94	peak

This report shall not be reproduced except in full, without the written approval of UL Verification Services (Guangzhou) Co., Ltd, Song Shan Lake Branch.

Test Mode:	SRD 40MHz	Frequency(MHz):	2452.5
Polarity:	Horizontal	Test Voltage:	DC 7.2 V

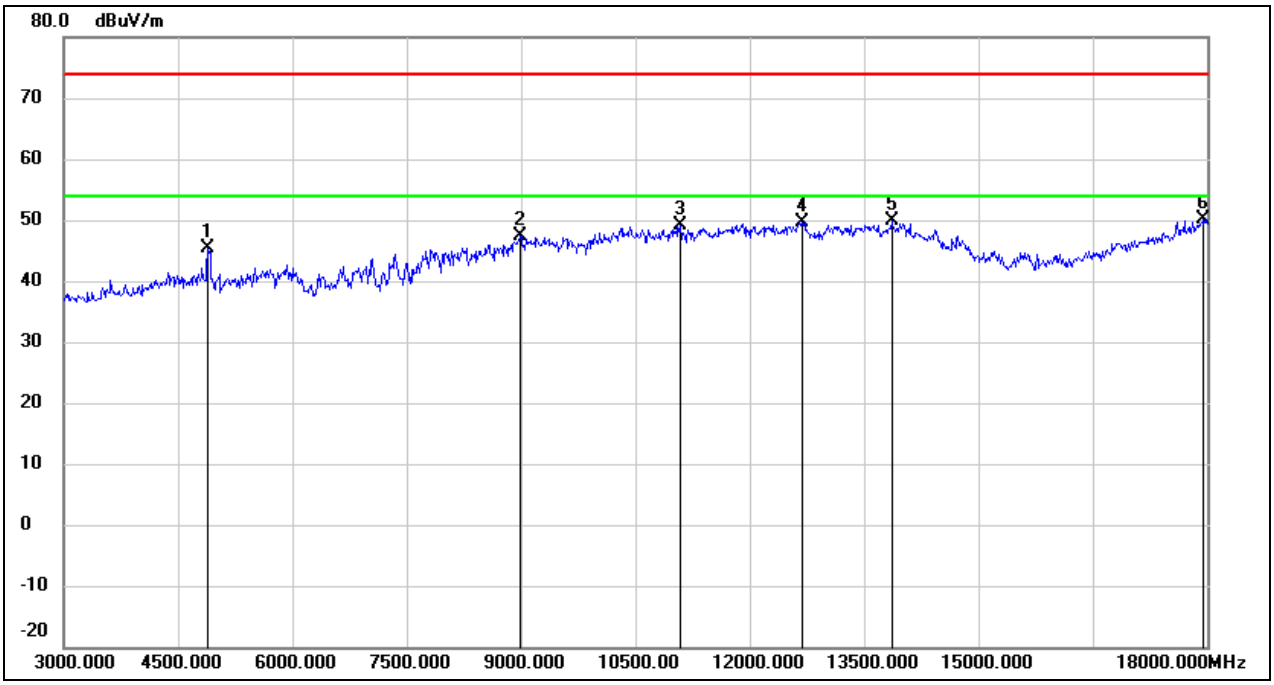

No.	Frequency (MHz)	Reading (dBuV)	Correct (dB/m)	Result (dBuV/m)	Limit (dBuV/m)	Margin (dB)	Remark
1	4890.000	44.81	0.64	45.45	74.00	-28.55	peak
2	8985.000	36.47	10.97	47.44	74.00	-26.56	peak
3	11085.000	34.02	15.11	49.13	74.00	-24.87	peak
4	12690.000	31.14	18.60	49.74	74.00	-24.26	peak
5	13860.000	27.26	22.68	49.94	74.00	-24.06	peak
6	17955.000	23.50	26.66	50.16	74.00	-23.84	peak

This report shall not be reproduced except in full, without the written approval of UL Verification Services (Guangzhou) Co., Ltd, Song Shan Lake Branch.

Test Mode:	SRD 40MHz	Frequency(MHz):	2452.5
Polarity:	Vertical	Test Voltage:	DC 7.2 V

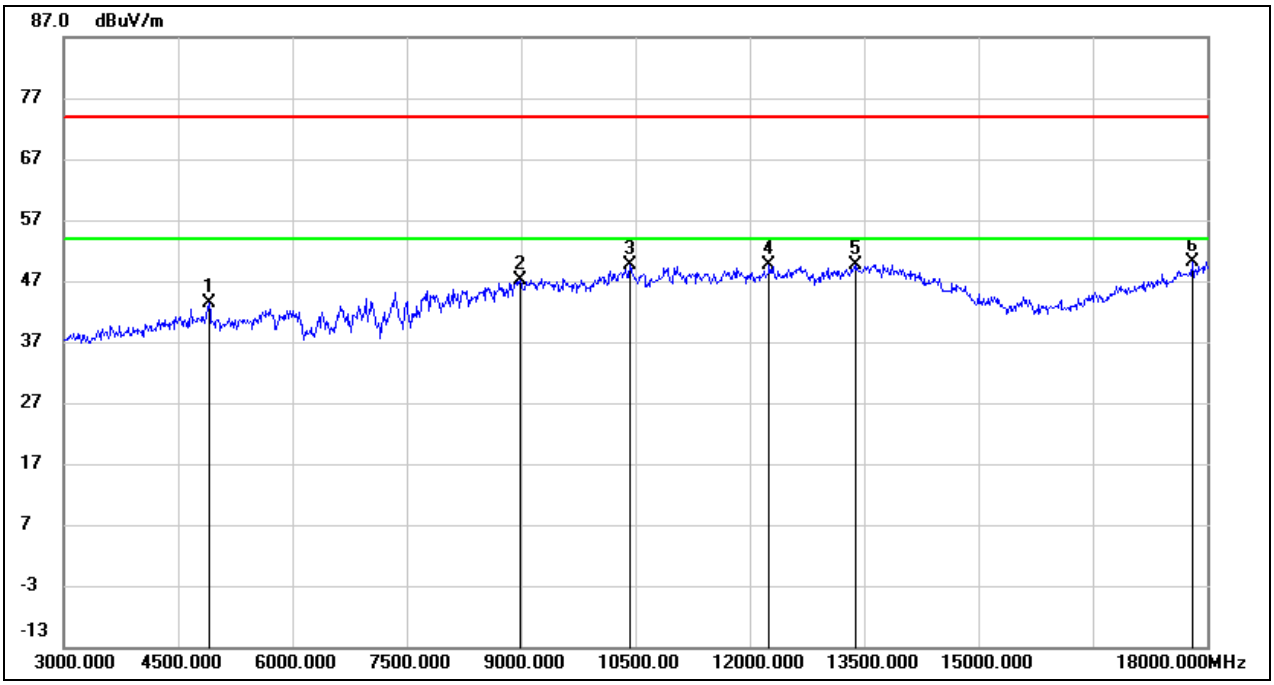

No.	Frequency (MHz)	Reading (dBuV)	Correct (dB/m)	Result (dBuV/m)	Limit (dBuV/m)	Margin (dB)	Remark
1	4905.000	42.69	0.66	43.35	74.00	-30.65	peak
2	8985.000	36.22	10.97	47.19	74.00	-26.81	peak
3	10425.000	36.04	13.51	49.55	74.00	-24.45	peak
4	12255.000	31.21	18.50	49.71	74.00	-24.29	peak
5	13380.000	28.39	21.33	49.72	74.00	-24.28	peak
6	17805.000	24.10	26.11	50.21	74.00	-23.79	peak

This report shall not be reproduced except in full, without the written approval of UL Verification Services (Guangzhou) Co., Ltd, Song Shan Lake Branch.

Test Mode:	SRD 60MHz	Frequency(MHz):	2432.5
Polarity:	Horizontal	Test Voltage:	DC 7.2 V

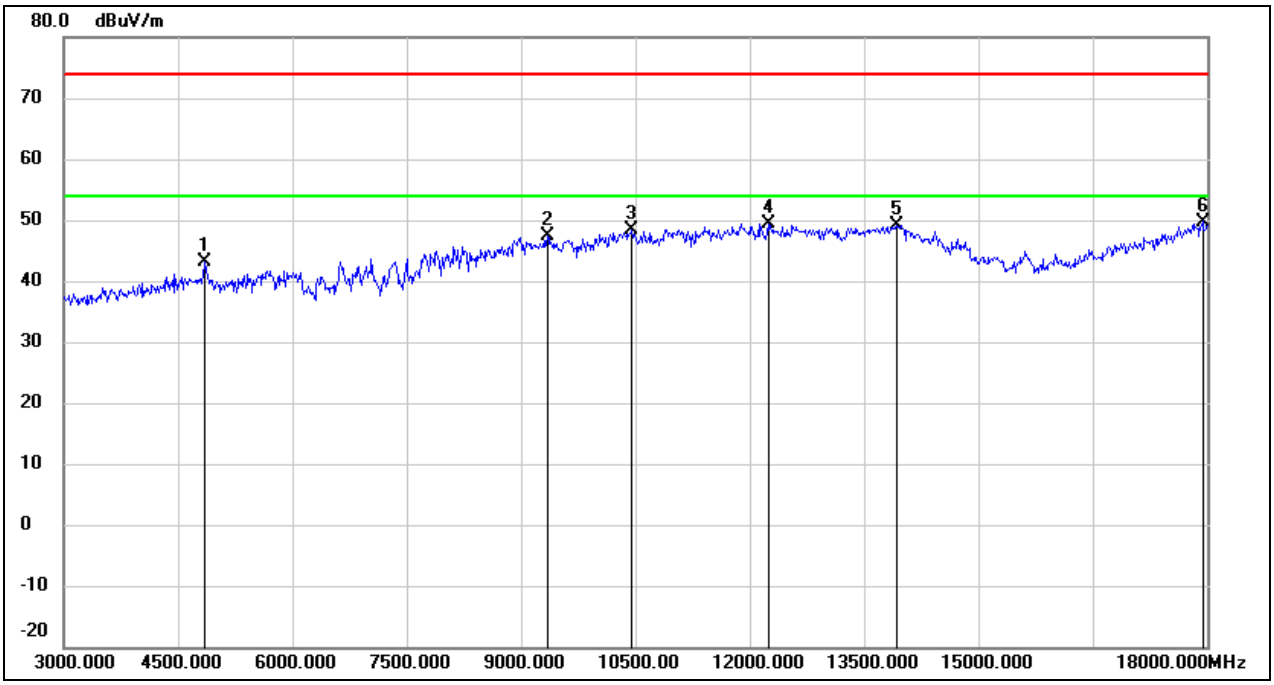

No.	Frequency (MHz)	Reading (dBuV)	Correct (dB/m)	Result (dBuV/m)	Limit (dBuV/m)	Margin (dB)	Remark
1	4845.000	42.52	0.54	43.06	74.00	-30.94	peak
2	9345.000	37.13	10.32	47.45	74.00	-26.55	peak
3	10455.000	34.79	13.59	48.38	74.00	-25.62	peak
4	12240.000	30.98	18.46	49.44	74.00	-24.56	peak
5	13920.000	26.48	22.71	49.19	74.00	-24.81	peak
6	17940.000	23.14	26.61	49.75	74.00	-24.25	peak

This report shall not be reproduced except in full, without the written approval of UL Verification Services (Guangzhou) Co., Ltd, Song Shan Lake Branch.

Test Mode:	SRD 60MHz	Frequency(MHz):	2432.5
Polarity:	Vertical	Test Voltage:	DC 7.2 V

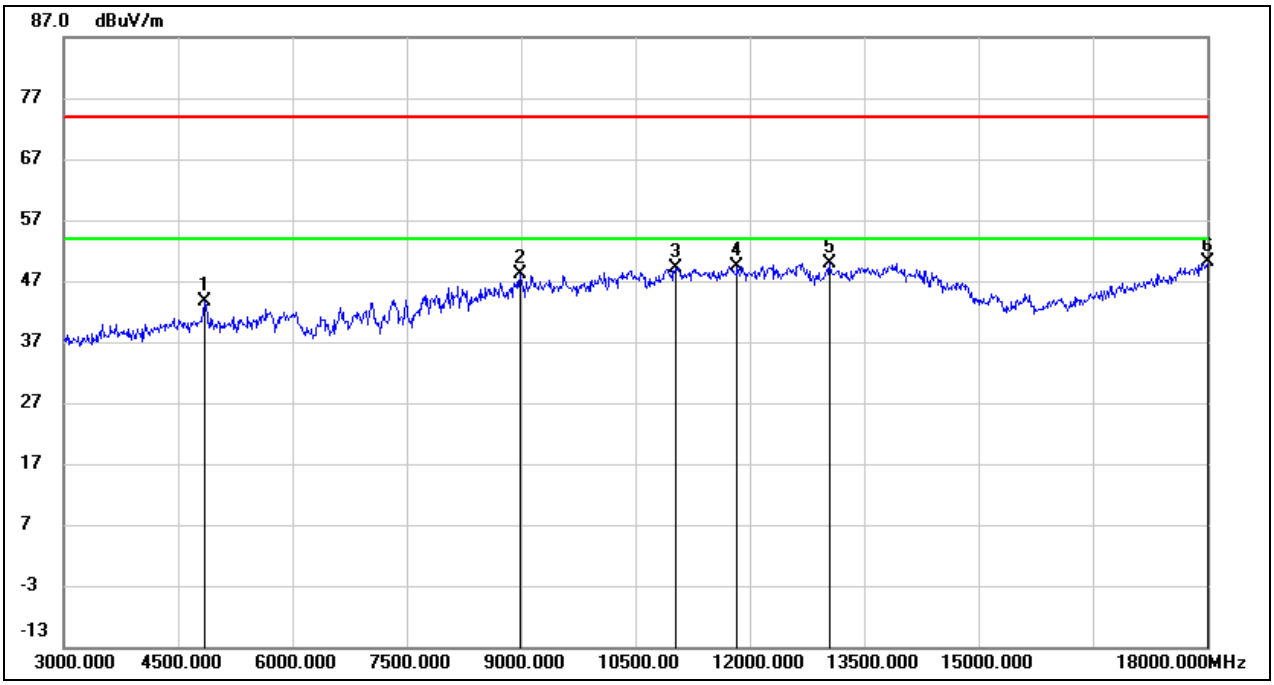

No.	Frequency (MHz)	Reading (dBuV)	Correct (dB/m)	Result (dBuV/m)	Limit (dBuV/m)	Margin (dB)	Remark
1	4845.000	43.08	0.54	43.62	74.00	-30.38	peak
2	8985.000	37.19	10.97	48.16	74.00	-25.84	peak
3	11025.000	34.13	14.97	49.10	74.00	-24.90	peak
4	11835.000	31.63	17.79	49.42	74.00	-24.58	peak
5	13050.000	30.52	19.34	49.86	74.00	-24.14	peak
6	18000.000	23.39	26.83	50.22	74.00	-23.78	peak

This report shall not be reproduced except in full, without the written approval of UL Verification Services (Guangzhou) Co., Ltd, Song Shan Lake Branch.

Test Mode:	SRD 60MHz	Frequency(MHz):	2437.5
Polarity:	Horizontal	Test Voltage:	DC 7.2 V

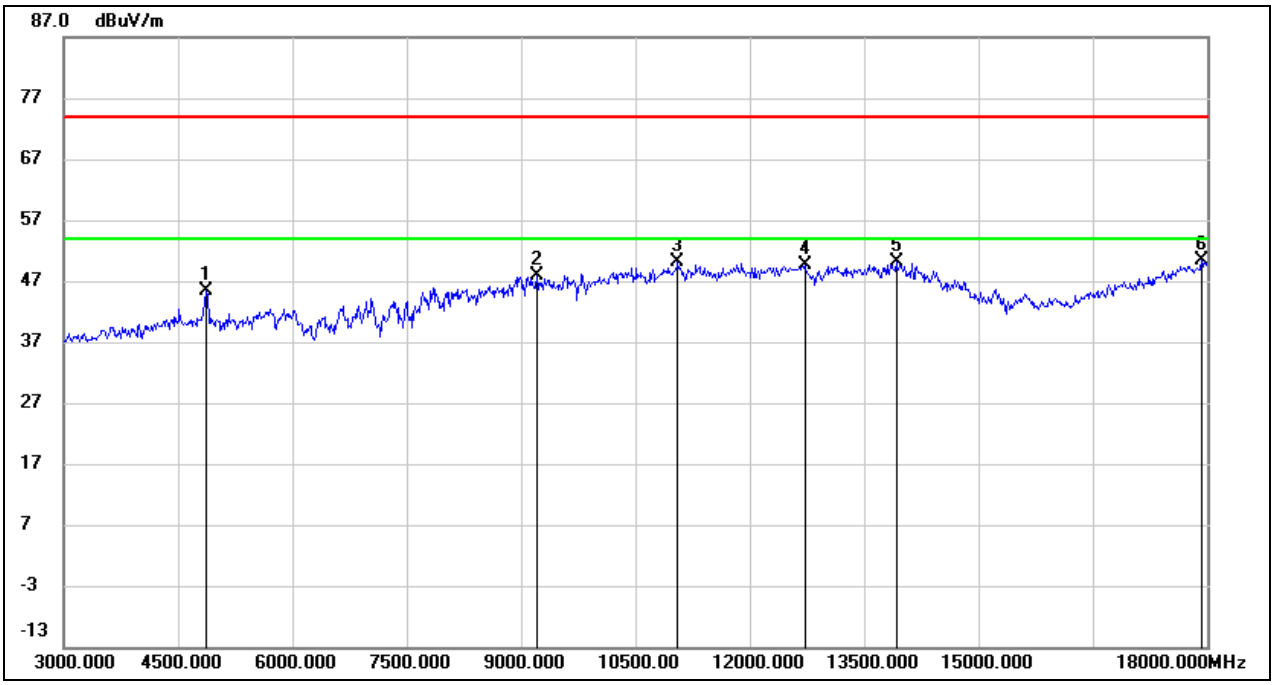

No.	Frequency (MHz)	Reading (dBuV)	Correct (dB/m)	Result (dBuV/m)	Limit (dBuV/m)	Margin (dB)	Remark
1	4860.000	44.71	0.57	45.28	74.00	-28.72	peak
2	9210.000	37.79	10.03	47.82	74.00	-26.18	peak
3	11055.000	35.02	15.04	50.06	74.00	-23.94	peak
4	12720.000	31.03	18.71	49.74	74.00	-24.26	peak
5	13920.000	27.38	22.71	50.09	74.00	-23.91	peak
6	17925.000	23.80	26.55	50.35	74.00	-23.65	peak

This report shall not be reproduced except in full, without the written approval of UL Verification Services (Guangzhou) Co., Ltd, Song Shan Lake Branch.

Test Mode:	SRD 60MHz	Frequency(MHz):	2437.5
Polarity:	Vertical	Test Voltage:	DC 7.2 V

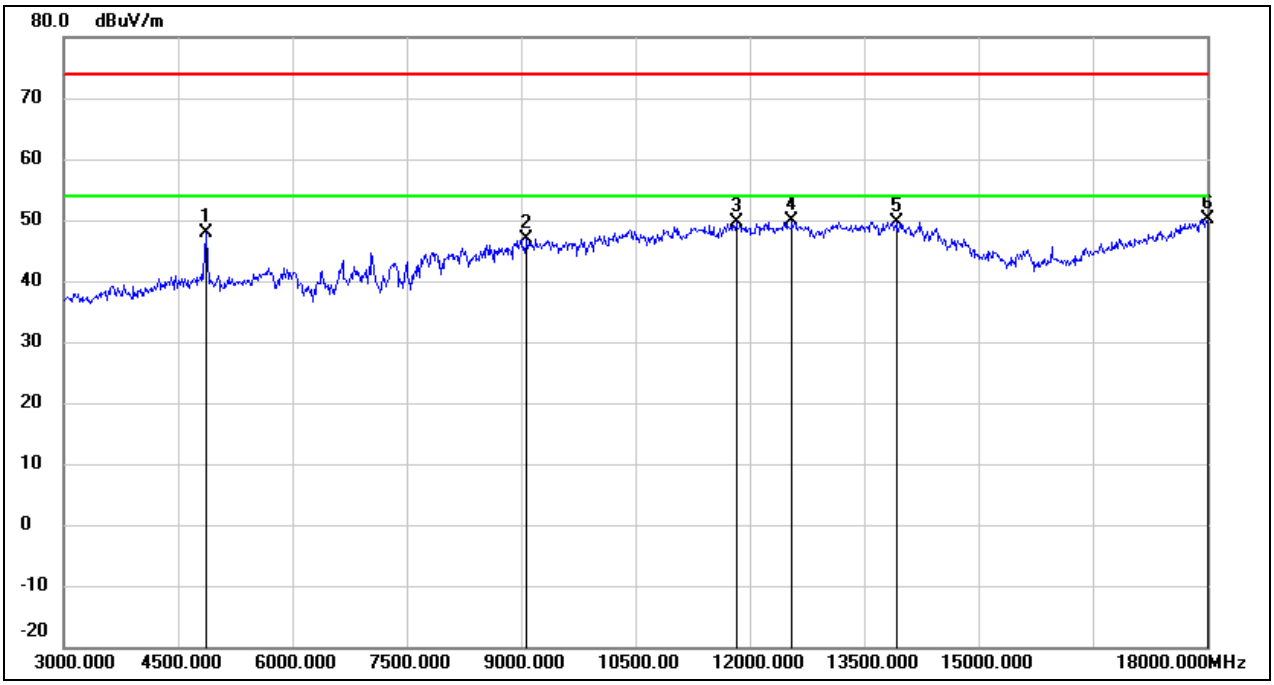

No.	Frequency (MHz)	Reading (dBuV)	Correct (dB/m)	Result (dBuV/m)	Limit (dBuV/m)	Margin (dB)	Remark
1	4875.000	47.30	0.61	47.91	74.00	-26.09	peak
2	9075.000	36.16	10.74	46.90	74.00	-27.10	peak
3	11820.000	31.86	17.73	49.59	74.00	-24.41	peak
4	12555.000	31.49	18.39	49.88	74.00	-24.12	peak
5	13920.000	27.03	22.71	49.74	74.00	-24.26	peak
6	18000.000	23.37	26.83	50.20	74.00	-23.80	peak

This report shall not be reproduced except in full, without the written approval of UL Verification Services (Guangzhou) Co., Ltd, Song Shan Lake Branch.

Test Mode:	SRD 60MHz	Frequency(MHz):	2442.5
Polarity:	Horizontal	Test Voltage:	DC 7.2 V

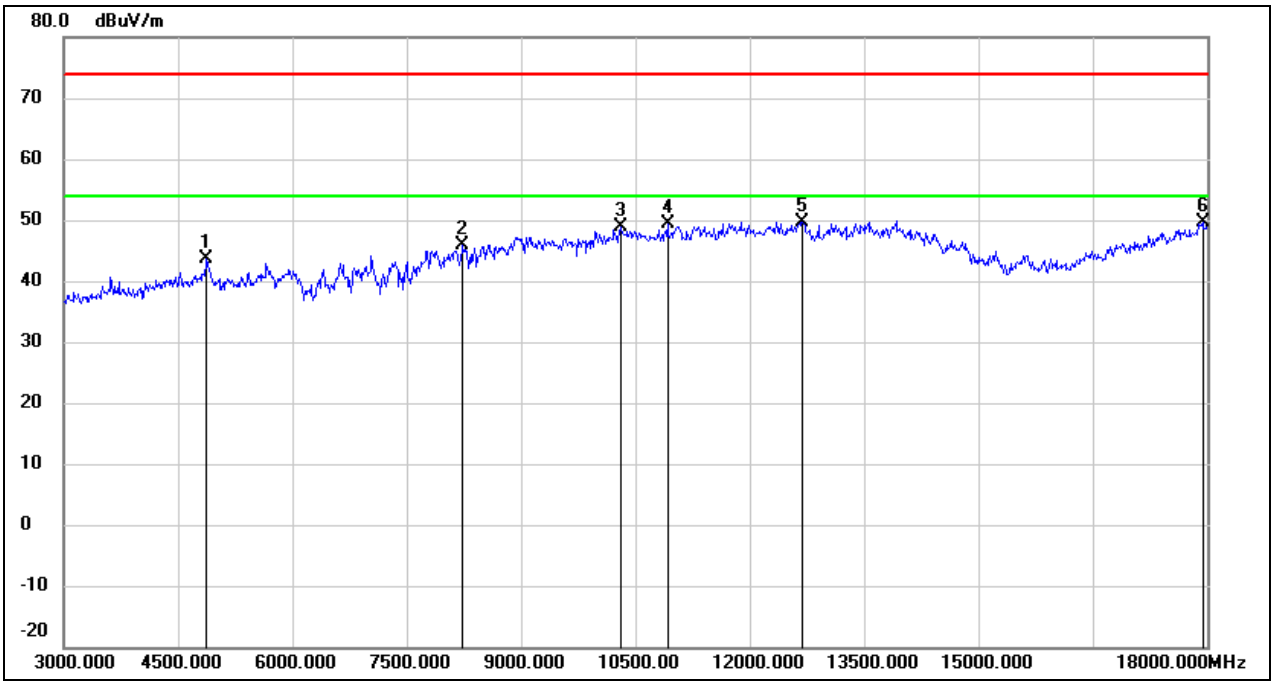

No.	Frequency (MHz)	Reading (dBuV)	Correct (dB/m)	Result (dBuV/m)	Limit (dBuV/m)	Margin (dB)	Remark
1	4875.000	43.13	0.61	43.74	74.00	-30.26	peak
2	8235.000	37.11	8.70	45.81	74.00	-28.19	peak
3	10305.000	35.76	13.00	48.76	74.00	-25.24	peak
4	10920.000	34.80	14.54	49.34	74.00	-24.66	peak
5	12690.000	31.11	18.60	49.71	74.00	-24.29	peak
6	17940.000	23.08	26.61	49.69	74.00	-24.31	peak

This report shall not be reproduced except in full, without the written approval of UL Verification Services (Guangzhou) Co., Ltd, Song Shan Lake Branch.

Test Mode:	SRD 60MHz	Frequency(MHz):	2442.5
Polarity:	Vertical	Test Voltage:	DC 7.2 V

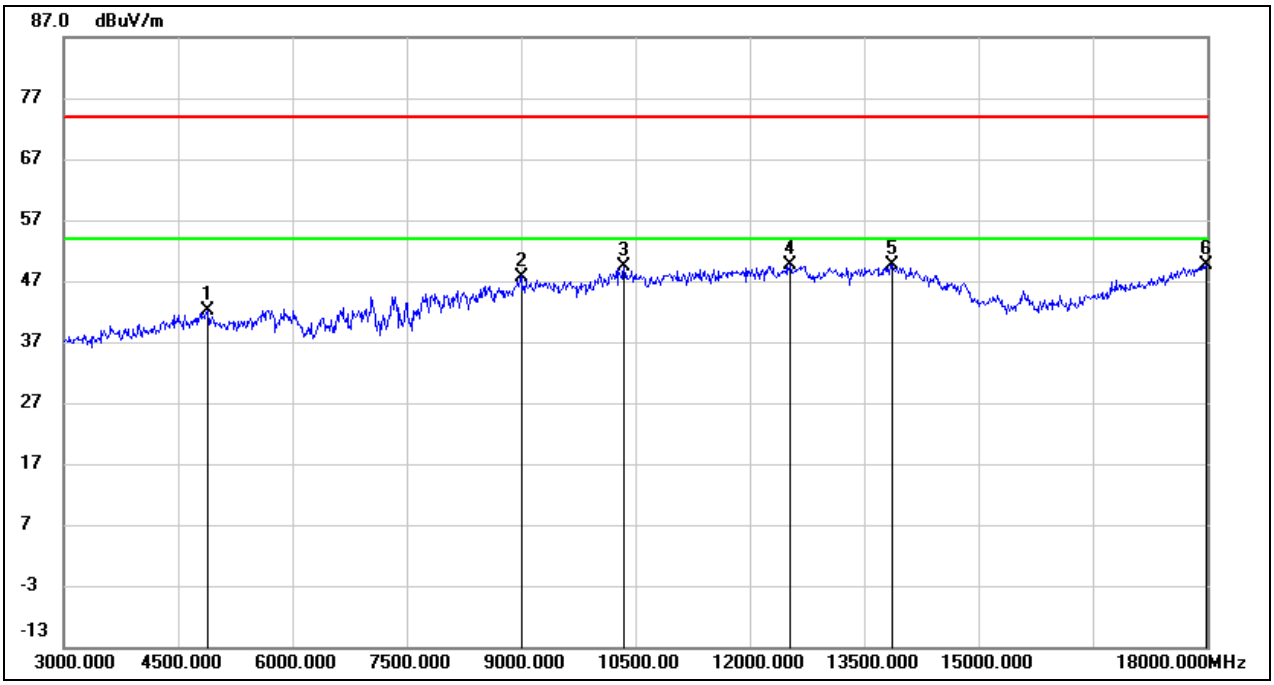

No.	Frequency (MHz)	Reading (dBuV)	Correct (dB/m)	Result (dBuV/m)	Limit (dBuV/m)	Margin (dB)	Remark
1	4890.000	41.45	0.64	42.09	74.00	-31.91	peak
2	9000.000	36.58	11.17	47.75	74.00	-26.25	peak
3	10350.000	36.07	13.21	49.28	74.00	-24.72	peak
4	12525.000	31.17	18.47	49.64	74.00	-24.36	peak
5	13875.000	26.96	22.68	49.64	74.00	-24.36	peak
6	17985.000	22.84	26.77	49.61	74.00	-24.39	peak

This report shall not be reproduced except in full, without the written approval of UL Verification Services (Guangzhou) Co., Ltd, Song Shan Lake Branch.

8.4. SPURIOUS EMISSIONS(9 KHZ~30 MHZ)

Test Mode:	SRD 2.4G	Frequency(MHz):	2407.5
Polarity:	Horizontal	Test Voltage:	DC 7.2 V

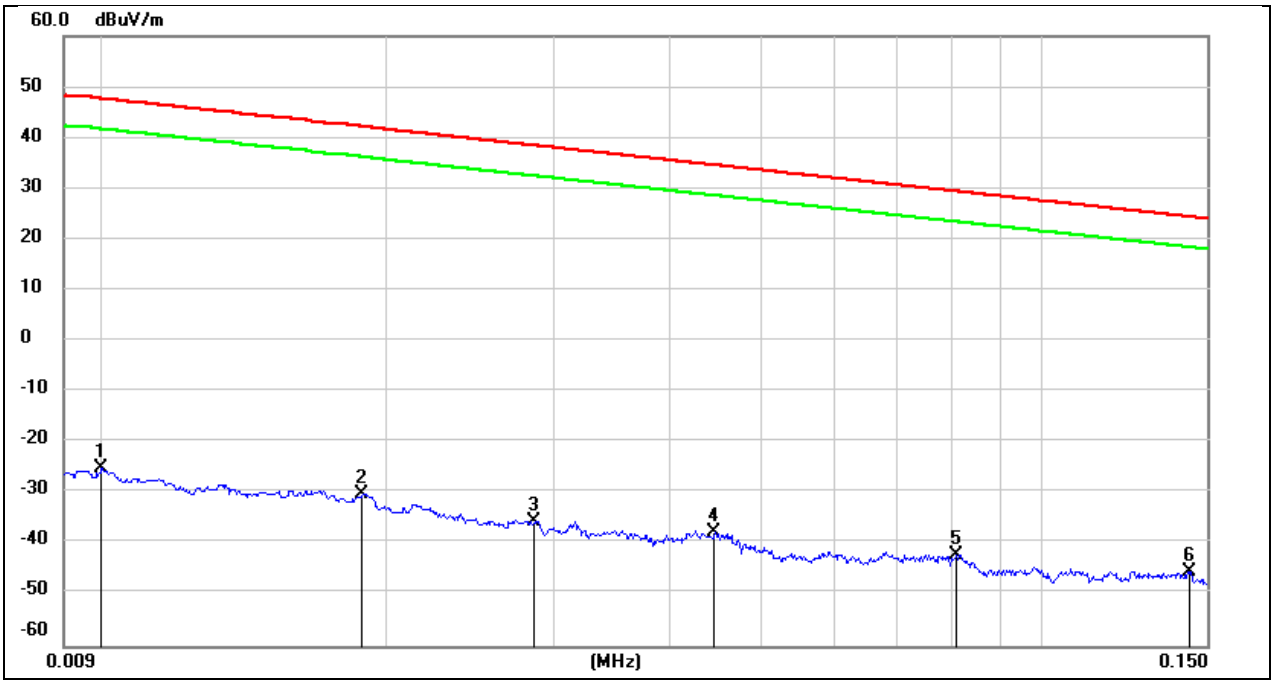

No.	Frequency (MHz)	Reading (dBuV)	Correct (dB/m)	Result (dBuV/m)	Limit (dBuV/m)	Margin (dB)	Remark
1	0.0100	76.22	-101.40	-25.18	47.60	-72.78	peak
2	0.0188	71.14	-101.35	-30.21	42.12	-72.33	peak
3	0.0286	65.96	-101.38	-35.42	38.47	-73.89	peak
4	0.0446	63.66	-101.45	-37.79	34.61	-72.40	peak
5	0.0810	59.52	-101.64	-42.12	29.43	-71.55	peak
6	0.1440	56.32	-101.65	-45.33	24.43	-69.76	peak

This report shall not be reproduced except in full, without the written approval of UL Verification Services (Guangzhou) Co., Ltd, Song Shan Lake Branch.

Test Mode:	SRD 2.4G	Frequency(MHz):	2407.5
Polarity:	Horizontal	Test Voltage:	DC 7.2 V

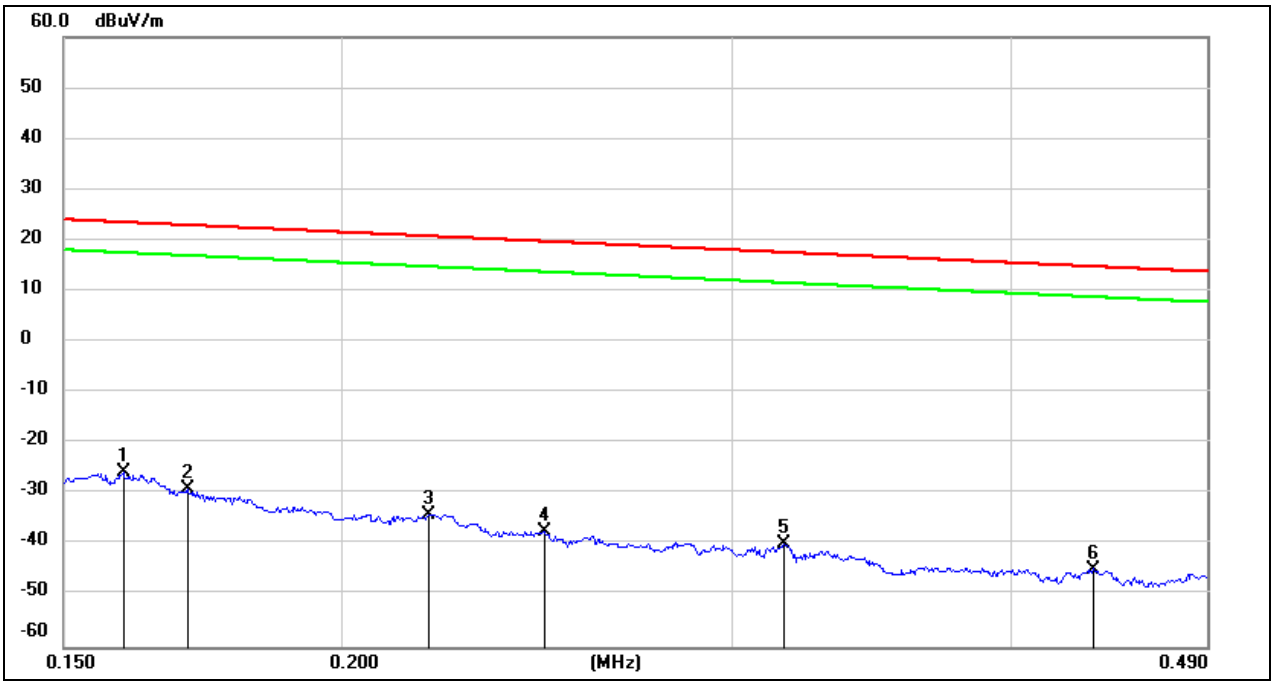

No.	Frequency (MHz)	Reading (dBuV)	Correct (dB/m)	Result (dBuV/m)	Limit (dBuV/m)	Margin (dB)	Remark
1	0.1595	75.86	-101.65	-25.79	23.55	-49.34	peak
2	0.1705	72.59	-101.67	-29.08	22.97	-52.05	peak
3	0.2190	67.77	-101.75	-33.98	20.79	-54.77	peak
4	0.2469	64.42	-101.80	-37.38	19.75	-57.13	peak
5	0.3163	62.20	-101.87	-39.67	17.60	-57.27	peak
6	0.4359	57.29	-101.99	-44.70	14.81	-59.51	peak

This report shall not be reproduced except in full, without the written approval of UL Verification Services (Guangzhou) Co., Ltd, Song Shan Lake Branch.

Test Mode:	SRD 2.4G	Frequency(MHz):	2407.5
Polarity:	Horizontal	Test Voltage:	DC 7.2 V

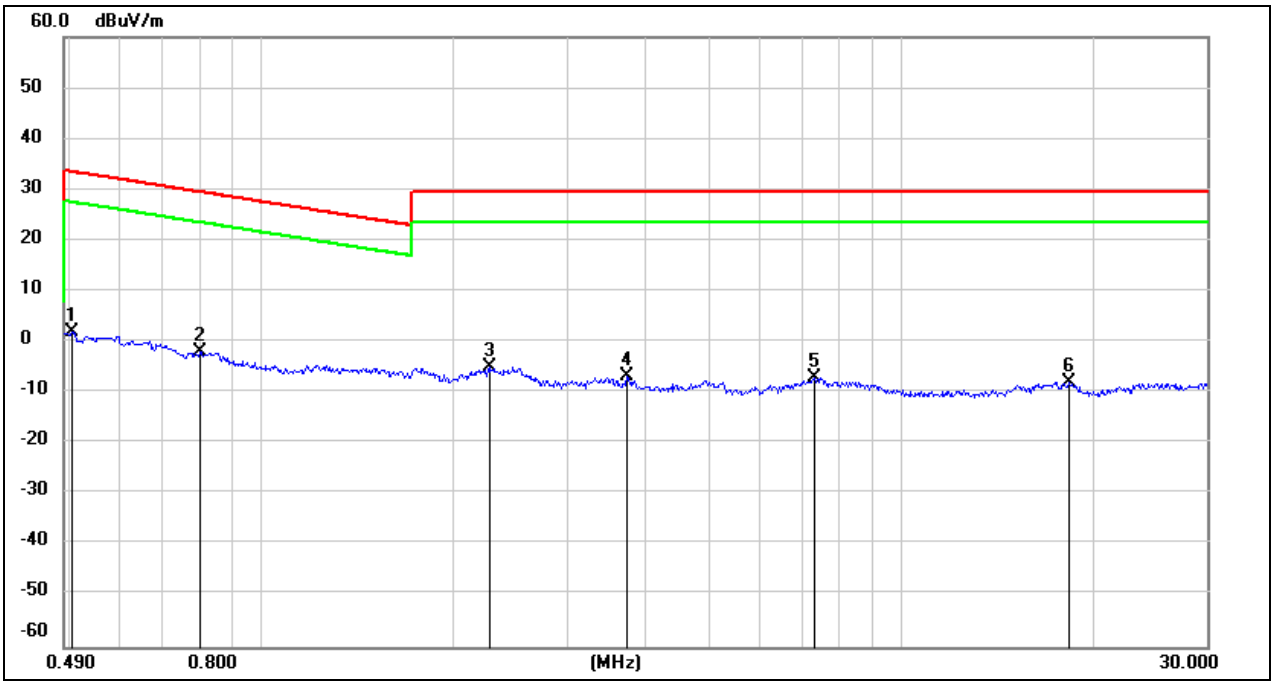

No.	Frequency (MHz)	Reading (dBuV)	Correct (dB/m)	Result (dBuV/m)	Limit (dBuV/m)	Margin (dB)	Remark
1	0.5039	63.93	-62.07	1.86	33.56	-31.70	peak
2	0.7993	60.22	-62.15	-1.93	29.55	-31.48	peak
3	2.2736	56.69	-61.75	-5.06	29.54	-34.60	peak
4	3.7100	54.70	-61.41	-6.71	29.54	-36.25	peak
5	7.3361	54.08	-61.17	-7.09	29.54	-36.63	peak
6	18.2545	52.93	-60.90	-7.97	29.54	-37.51	peak

This report shall not be reproduced except in full, without the written approval of UL Verification Services (Guangzhou) Co., Ltd, Song Shan Lake Branch.

8.5. SPURIOUS EMISSIONS(18 GHZ~26 GHZ)

Test Mode:	SRD 2.4G	Frequency(MHz):	2407.5
Polarity:	Horizontal	Test Voltage:	DC 7.2 V

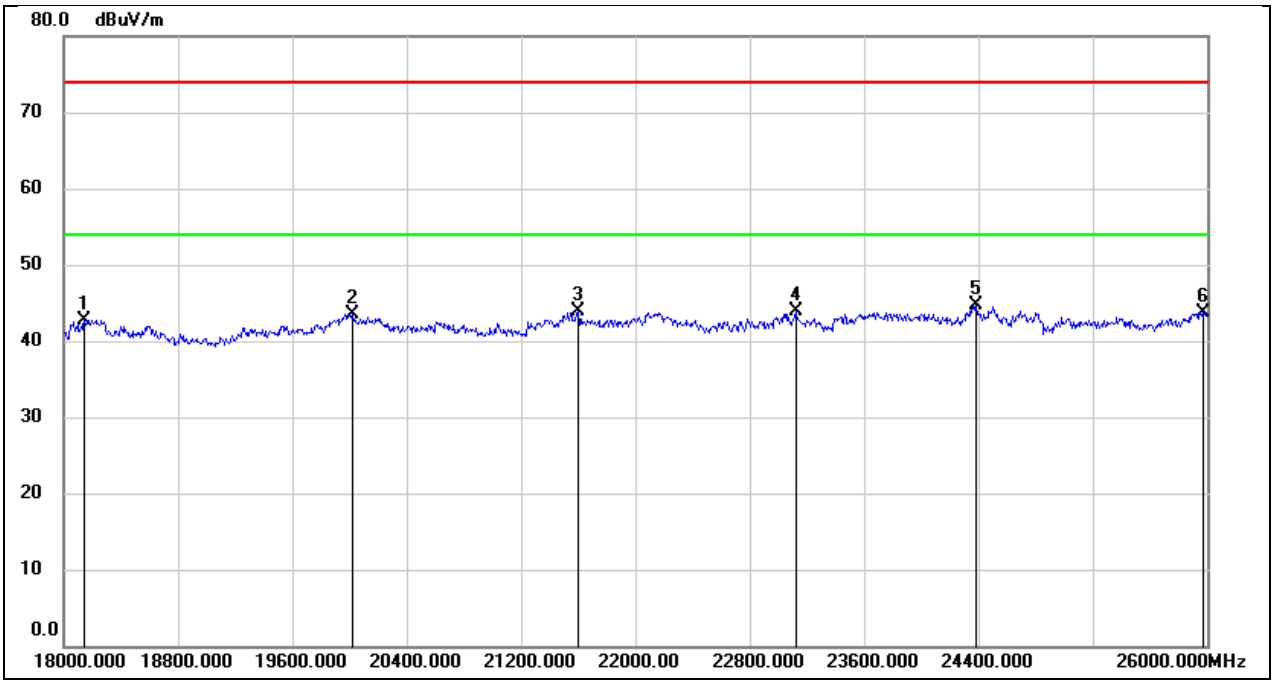

No.	Frequency (MHz)	Reading (dBuV)	Correct (dB/m)	Result (dBuV/m)	Limit (dBuV/m)	Margin (dB)	Remark
1	18144.000	48.27	-5.48	42.79	74.00	-31.21	peak
2	20016.000	49.06	-5.47	43.59	74.00	-30.41	peak
3	21600.000	48.52	-4.54	43.98	74.00	-30.02	peak
4	23120.000	47.21	-3.40	43.81	74.00	-30.19	peak
5	24384.000	47.18	-2.55	44.63	74.00	-29.37	peak
6	25968.000	44.63	-1.00	43.63	74.00	-30.37	peak

This report shall not be reproduced except in full, without the written approval of UL Verification Services (Guangzhou) Co., Ltd, Song Shan Lake Branch.

Test Mode:	SRD 2.4G	Frequency(MHz):	2407.5
Polarity:	Vertical	Test Voltage:	DC 7.2 V

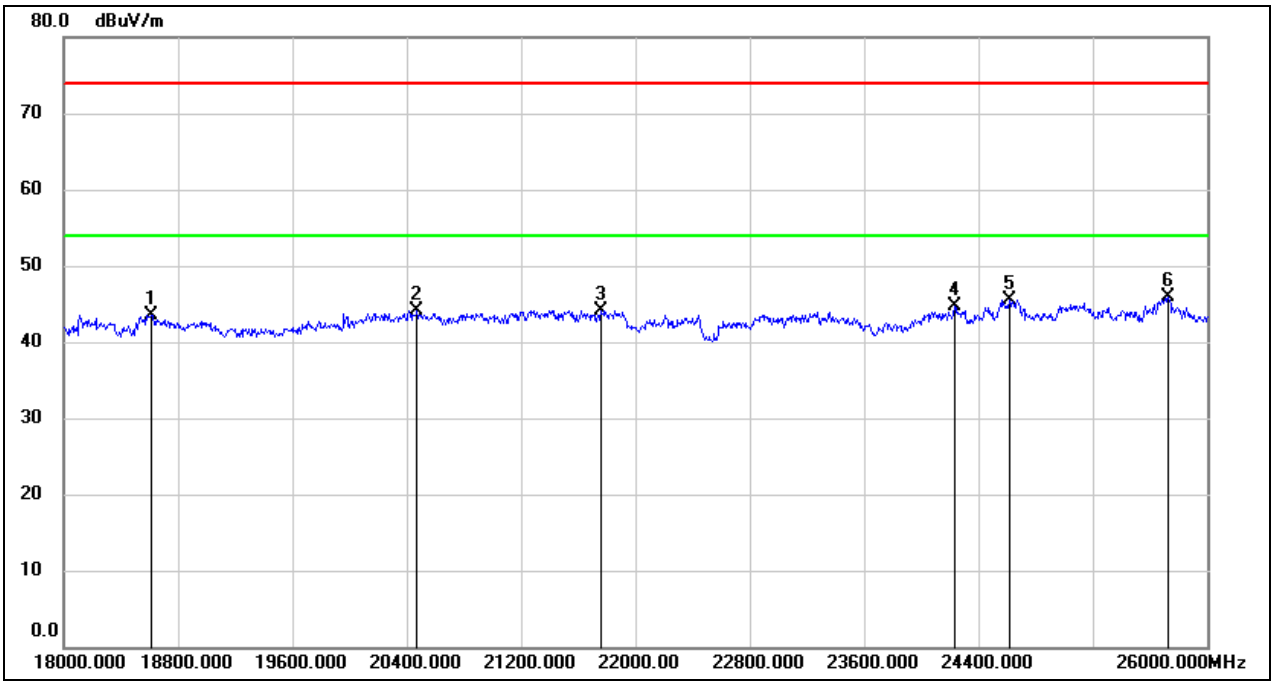

No.	Frequency (MHz)	Reading (dBuV)	Correct (dB/m)	Result (dBuV/m)	Limit (dBuV/m)	Margin (dB)	Remark
1	18616.000	48.89	-5.34	43.55	74.00	-30.45	peak
2	20472.000	49.57	-5.39	44.18	74.00	-29.82	peak
3	21760.000	48.41	-4.33	44.08	74.00	-29.92	peak
4	24232.000	47.46	-2.82	44.64	74.00	-29.36	peak
5	24616.000	47.80	-2.33	45.47	74.00	-28.53	peak
6	25728.000	46.61	-0.72	45.89	74.00	-28.11	peak

This report shall not be reproduced except in full, without the written approval of UL Verification Services (Guangzhou) Co., Ltd, Song Shan Lake Branch.

8.6. SPURIOUS EMISSIONS(30 MHZ~1 GHZ)

Test Mode:	SRD 2.4G	Frequency(MHz):	2407.5
Polarity:	Horizontal	Test Voltage:	DC 7.2 V

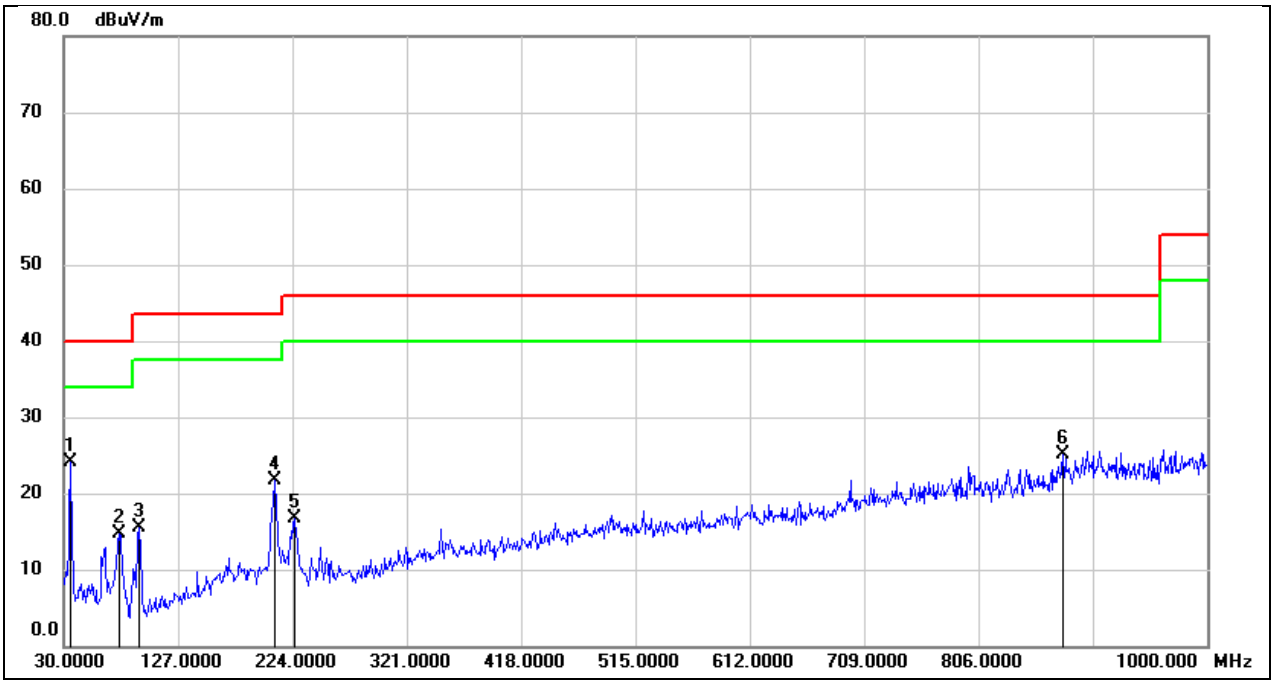

No.	Frequency (MHz)	Reading (dBuV)	Correct (dB/m)	Result (dBuV/m)	Limit (dBuV/m)	Margin (dB)	Remark
1	35.8200	38.31	-14.30	24.01	40.00	-15.99	QP
2	76.5600	30.70	-16.03	14.67	40.00	-25.33	QP
3	94.0199	32.38	-16.95	15.43	43.50	-28.07	QP
4	208.4800	34.21	-12.48	21.73	43.50	-21.77	QP
5	225.9400	30.02	-13.34	16.68	46.00	-29.32	QP
6	877.7800	26.92	-1.91	25.01	46.00	-20.99	QP

This report shall not be reproduced except in full, without the written approval of UL Verification Services (Guangzhou) Co., Ltd, Song Shan Lake Branch.

Test Mode:	SRD 2.4G	Frequency(MHz):	2407.5
Polarity:	Vertical	Test Voltage:	DC 7.2 V

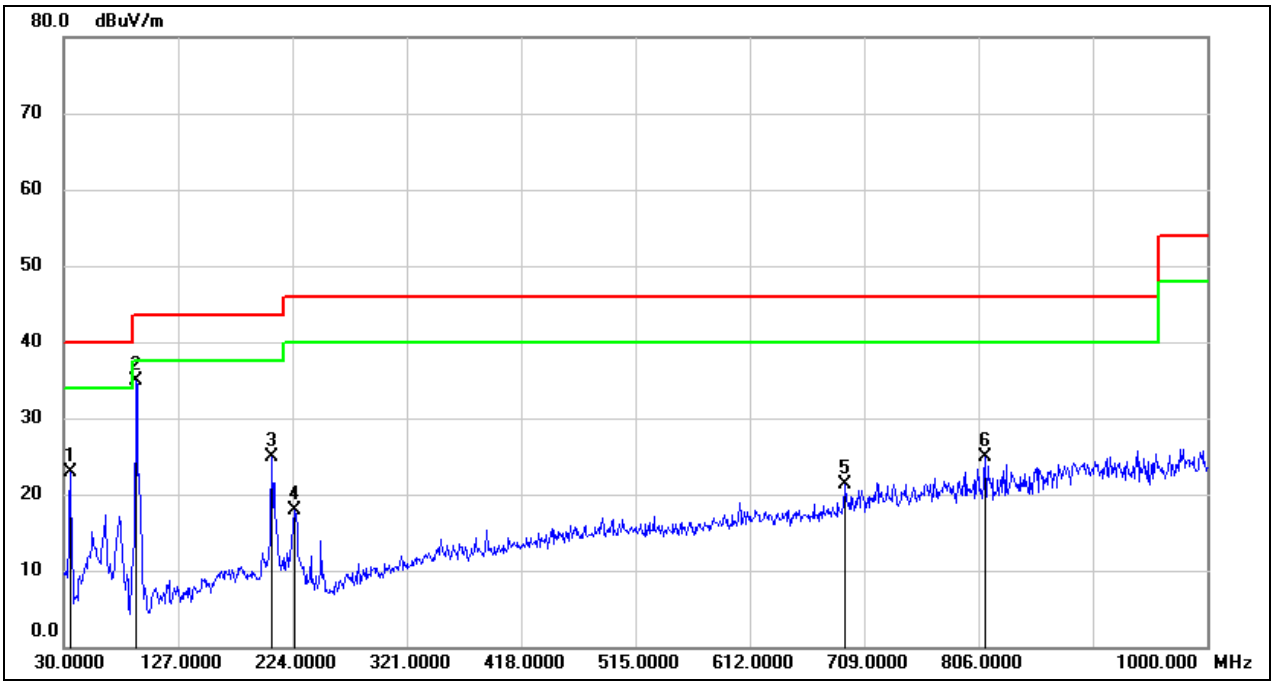

No.	Frequency (MHz)	Reading (dBuV)	Correct (dB/m)	Result (dBuV/m)	Limit (dBuV/m)	Margin (dB)	Remark
1	35.8200	37.21	-14.30	22.91	40.00	-17.09	QP
2	91.1100	51.98	-17.13	34.85	43.50	-8.65	QP
3	206.5399	37.40	-12.41	24.99	43.50	-18.51	QP
4	225.9400	31.21	-13.34	17.87	46.00	-28.13	QP
5	692.5100	25.99	-4.77	21.22	46.00	-24.78	QP
6	811.8200	27.82	-2.85	24.97	46.00	-21.03	QP

This report shall not be reproduced except in full, without the written approval of UL Verification Services (Guangzhou) Co., Ltd, Song Shan Lake Branch.

9. AC POWER LINE CONDUCTED EMISSION

LIMITS

Please refer to CFR 47 FCC §15.207 (a).

FREQUENCY (MHz)	Quasi-peak	Average
0.15 -0.5	66 - 56 *	56 - 46 *
0.50 -5.0	56.00	46.00
5.0 -30.0	60.00	50.00

*Decreases with the logarithm of the frequency.

TEST PROCEDURE

The EUT is put on a table of non-conducting material that is 80 cm high. The vertical conducting wall of shielding is located 40 cm to the rear of the EUT. The power line of the EUT is connected to the AC mains through a Artificial Mains Network (A.M.N.). A EMI Measurement Receiver (R&S Test Receiver ESR3) is used to test the emissions from both sides of AC line. According to the requirements in Section 6.2 of ANSI C63.10-2013.Conducted emissions from the EUT measured in the frequency range between 0.15 MHz and 30 MHz using CISPR Quasi-Peak and average detector mode. The bandwidth of EMI test receiver is set at 9 kHz.

The arrangement of the equipment is installed to meet the standards and operating in a manner, which tends to maximize its emission characteristics in a normal application.

TEST SETUP

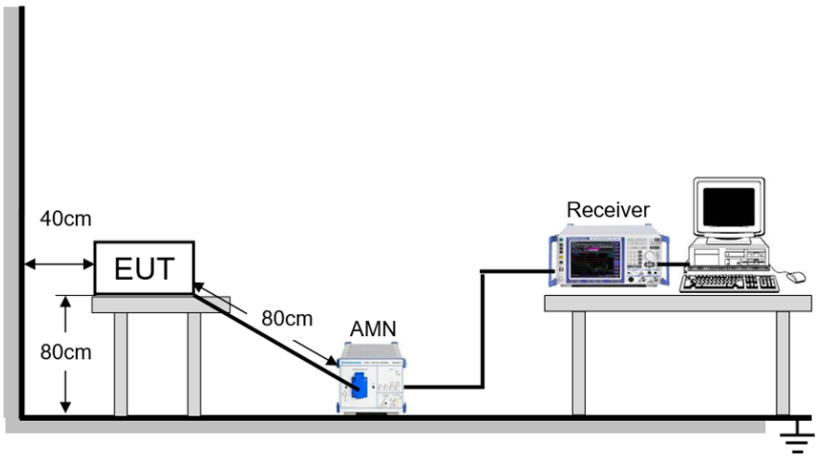

This report shall not be reproduced except in full, without the written approval of UL Verification Services (Guangzhou) Co., Ltd, Song Shan Lake Branch.

TEST ENVIRONMENT

Temperature	25.3℃	Relative Humidity	61.3%
Atmosphere Pressure	101kPa	Test Voltage	AC 120 V, 60 Hz

TEST DATE / ENGINEER

Test Date	June 22, 2024	Test By	Denny Huang

This report shall not be reproduced except in full, without the written approval of UL Verification Services (Guangzhou) Co., Ltd, Song Shan Lake Branch.

TEST RESULTS

Test Mode:	SRD 2.4G	Frequency(MHz):	2407.5
Line:	Line		

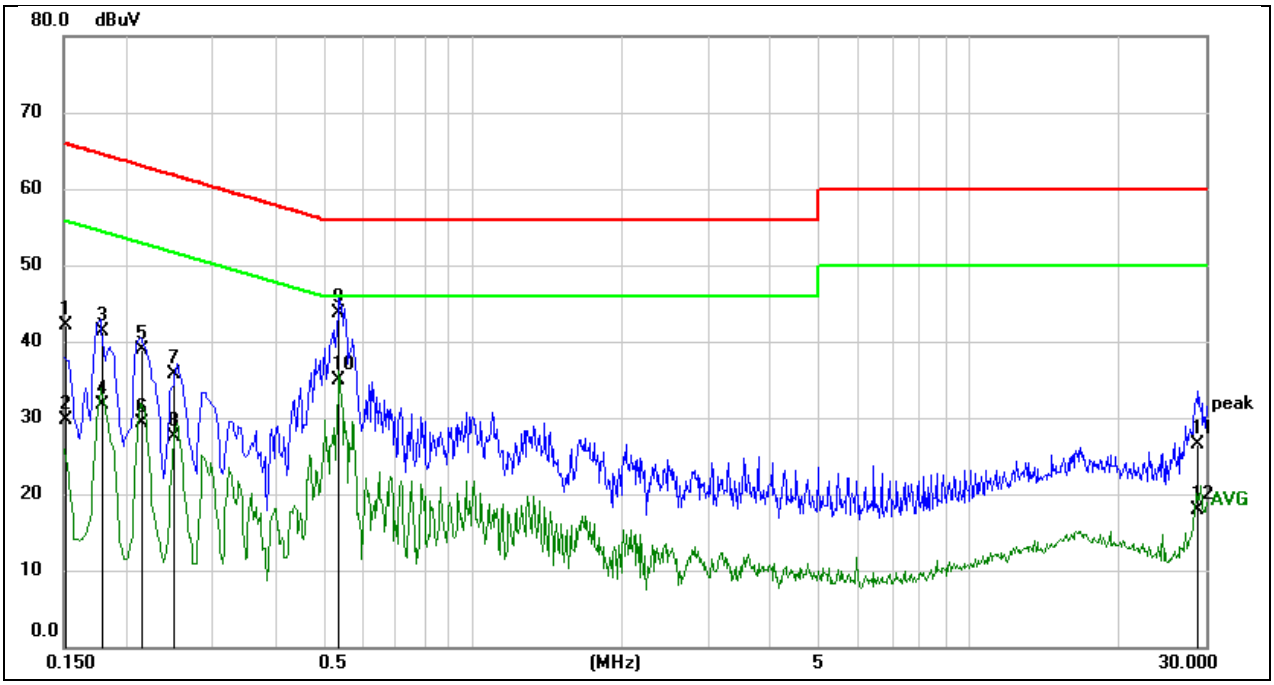

No.	Frequency (MHz)	Reading (dBuV)	Correct (dB)	Result (dBuV)	Limit (dBuV)	Margin (dB)	Remark
1	0.1516	31.86	10.34	42.20	65.91	-23.71	QP
2	0.1516	19.33	10.34	29.67	55.91	-26.24	AVG
3	0.1796	30.99	10.28	41.27	64.50	-23.23	QP
4	0.1796	21.38	10.28	31.66	54.50	-22.84	AVG
5	0.2159	28.67	10.24	38.91	62.98	-24.07	QP
6	0.2159	19.11	10.24	29.35	52.98	-23.63	AVG
7	0.2507	25.44	10.24	35.68	61.73	-26.05	QP
8	0.2507	17.31	10.24	27.55	51.73	-24.18	AVG
9	0.5389	33.52	10.24	43.76	56.00	-12.24	QP
10	0.5389	24.73	10.24	34.97	46.00	-11.03	AVG
11	29.0208	15.67	10.84	26.51	60.00	-33.49	QP
12	29.0208	7.01	10.84	17.85	50.00	-32.15	AVG

Note:
1. Result = Reading + Correct Factor.
2. If QP Result complies with AV limit, AV Result is deemed to comply with AV limit.
3. Test setup: RBW: 200 Hz (9 kHz ~ 150 kHz), 9 kHz (150 kHz ~ 30 MHz).
4. Step size: 80 Hz (0.009 MHz ~ 0.15 MHz), 4 kHz (0.15 MHz ~ 30 MHz), Scan time: auto.

Note: All the modes have been tested, only the worst data was recorded in the report.

This report shall not be reproduced except in full, without the written approval of UL Verification Services (Guangzhou) Co., Ltd, Song Shan Lake Branch.

Test Mode:	SRD 2.4G	Frequency(MHz):	2407.5
Line:	Neutral		

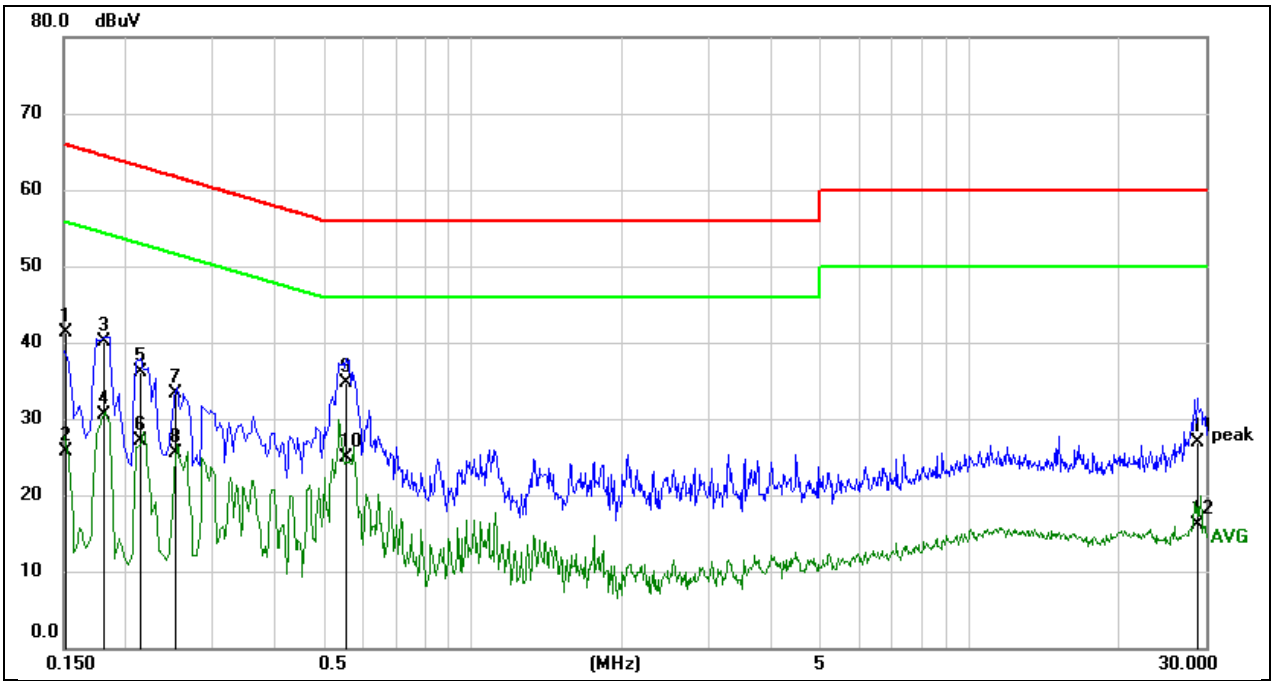

No.	Frequency (MHz)	Reading (dBuV)	Correct (dB)	Result (dBuV)	Limit (dBuV)	Margin (dB)	Remark
1	0.1517	31.08	10.24	41.32	65.91	-24.59	QP
2	0.1517	15.55	10.24	25.79	55.91	-30.12	AVG
3	0.1800	29.86	10.18	40.04	64.49	-24.45	QP
4	0.1800	20.35	10.18	30.53	54.49	-23.96	AVG
5	0.2145	26.01	10.14	36.15	63.03	-26.88	QP
6	0.2145	17.04	10.14	27.18	53.03	-25.85	AVG
7	0.2512	23.16	10.12	33.28	61.72	-28.44	QP
8	0.2512	15.32	10.12	25.44	51.72	-26.28	AVG
9	0.5551	24.68	10.04	34.72	56.00	-21.28	QP
10	0.5551	14.96	10.04	25.00	46.00	-21.00	AVG
11	28.7781	15.78	11.12	26.90	60.00	-33.10	QP
12	28.7781	5.06	11.12	16.18	50.00	-33.82	AVG

Note:
1. Result = Reading + Correct Factor.
2. If QP Result complies with AV limit, AV Result is deemed to comply with AV limit.
3. Test setup: RBW: 200 Hz (9 kHz ~ 150 kHz), 9 kHz (150 kHz ~ 30 MHz).
4. Step size: 80 Hz (0.009 MHz ~ 0.15 MHz), 4 kHz (0.15 MHz ~ 30 MHz), Scan time: auto.

Note: All the modes have been tested, only the worst data was recorded in the report.

This report shall not be reproduced except in full, without the written approval of UL Verification Services (Guangzhou) Co., Ltd, Song Shan Lake Branch.

10. ANTENNA REQUIREMENTS

APPLICABLE REQUIREMENTS

Please refer to FCC §15.203
An intentional radiator shall be designed to ensure that no antenna other than that furnished by the responsible party shall be used with the device. The use of a permanently attached antenna or of an antenna that uses a unique coupling to the intentional radiator shall be considered sufficient to comply with the provisions of this section. The manufacturer may design the unit so that a broken antenna can be replaced by the user, but the use of a standard antenna jack or electrical connector is prohibited.

Please refer to FCC §15.247(b)(4)
The conducted output power limit specified in paragraph (b) of this section is based on the use of antennas with directional gains that do not exceed 6 dBi. Except as shown in paragraph (c) of this section, if transmitting antennas of directional gain greater than 6 dBi are used, the conducted output power from the intentional radiator shall be reduced below the stated values in paragraphs (b)(1), (b)(2), and (b)(3) of this section, as appropriate, by the amount in dB that the directional gain of the antenna exceeds 6 dBi.

RESULTS

Complies

This report shall not be reproduced except in full, without the written approval of UL Verification Services (Guangzhou) Co., Ltd, Song Shan Lake Branch.

11. TEST DATA

11.1. APPENDIX A: DTS BANDWIDTH

11.1.1. Test Result

Test Mode	Antenna	Frequency [MHz]	DTS BW [MHz]	FL[MHz]	FH[MHz]	Limit[MHz]	Verdict
SRD 1.4MHZ	Ant0	2403.5	1.080	2402.956	2404.036	≥0.5	PASS
	Ant1	2403.5	1.124	2402.940	2404.064	≥0.5	PASS
	Ant0	2435.5	1.096	2434.952	2436.048	≥0.5	PASS
	Ant1	2435.5	1.108	2434.940	2436.048	≥0.5	PASS
	Ant0	2469.12	1.064	2468.580	2469.644	≥0.5	PASS
	Ant1	2469.12	1.136	2468.540	2469.676	≥0.5	PASS
SRD 3MHZ	Ant0	2405.5	2.196	2404.396	2406.592	≥0.5	PASS
	Ant1	2405.5	2.214	2404.396	2406.610	≥0.5	PASS
	Ant0	2435.5	2.202	2434.396	2436.598	≥0.5	PASS
	Ant1	2435.5	2.232	2434.378	2436.610	≥0.5	PASS
	Ant0	2468.2	2.208	2467.084	2469.292	≥0.5	PASS
	Ant1	2468.2	2.232	2467.078	2469.310	≥0.5	PASS
SRD 5MHZ	Ant0	2404.5	4.340	2402.340	2406.680	≥0.5	PASS
	Ant1	2404.5	4.300	2402.360	2406.660	≥0.5	PASS
	Ant0	2436.74	4.380	2434.550	2438.930	≥0.5	PASS
	Ant1	2436.74	4.320	2434.580	2438.900	≥0.5	PASS
	Ant0	2469.5	4.340	2467.290	2471.630	≥0.5	PASS
	Ant1	2469.5	3.940	2467.330	2471.270	≥0.5	PASS

Test Mode	Antenna	Frequency [MHz]	DTS BW [MHz]	FL[MHz]	FH[MHz]	Limit[MHz]	Verdict
SRD 10MHZ	Ant0	2407.5	8.960	2403.020	2411.980	≥0.5	PASS
	Ant1	2407.5	8.960	2403.060	2412.020	≥0.5	PASS
	Ant0	2437.5	8.960	2433.020	2441.980	≥0.5	PASS
	Ant1	2437.5	8.960	2433.020	2441.980	≥0.5	PASS
	Ant0	2467.5	9.000	2462.980	2471.980	≥0.5	PASS
	Ant1	2467.5	8.640	2463.100	2471.740	≥0.5	PASS
SRD 20MHZ	Ant0	2412.5	16.520	2404.620	2421.140	≥0.5	PASS
	Ant1	2412.5	17.240	2403.940	2421.180	≥0.5	PASS
	Ant0	2437.5	17.680	2428.740	2446.420	≥0.5	PASS
	Ant1	2437.5	16.680	2429.260	2445.940	≥0.5	PASS
	Ant0	2462.5	17.480	2453.740	2471.220	≥0.5	PASS
	Ant1	2462.5	16.320	2453.820	2470.140	≥0.5	PASS
SRD 40MHZ	Ant0	2422.5	20.640	2412.500	2433.140	≥0.5	PASS
	Ant1	2422.5	19.440	2413.140	2432.580	≥0.5	PASS
	Ant0	2437.5	20.720	2427.500	2448.220	≥0.5	PASS
	Ant1	2437.5	19.680	2427.660	2447.340	≥0.5	PASS
	Ant0	2452.5	20.240	2442.180	2462.420	≥0.5	PASS
	Ant1	2452.5	19.360	2442.580	2461.940	≥0.5	PASS
SRD 60MHZ	Ant0	2432.5	39.840	2412.580	2452.420	≥0.5	PASS
	Ant1	2432.5	41.040	2412.700	2453.740	≥0.5	PASS
	Ant0	2437.5	39.000	2417.580	2456.580	≥0.5	PASS
	Ant1	2437.5	35.280	2420.580	2455.860	≥0.5	PASS
	Ant0	2442.5	39.360	2422.700	2462.060	≥0.5	PASS
	Ant1	2442.5	39.120	2422.700	2461.820	≥0.5	PASS

Note: All the modes and antennas had been tested, but only the worst data was recorded in the report.

This report shall not be reproduced except in full, without the written approval of UL Verification Services (Guangzhou) Co., Ltd, Song Shan Lake Branch.

11.1.2. Test Graphs

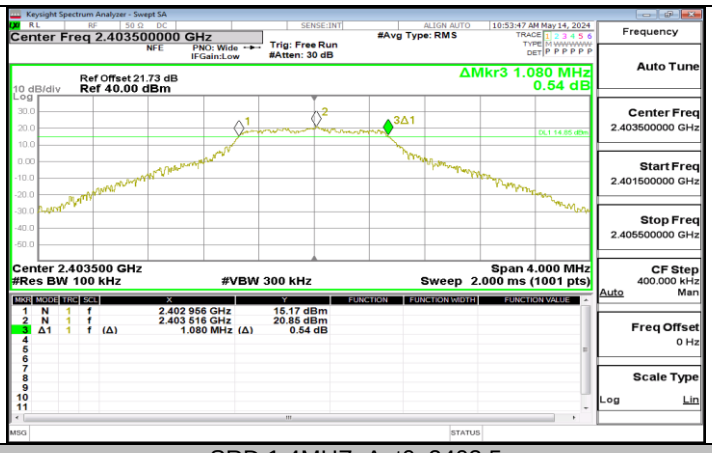

SRD 1.4MHZ_Ant0_2403.5

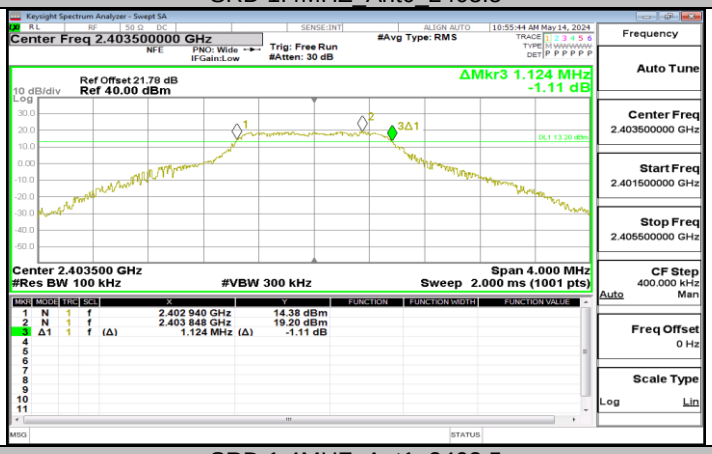

SRD 1.4MHZ_Ant1_2403.5

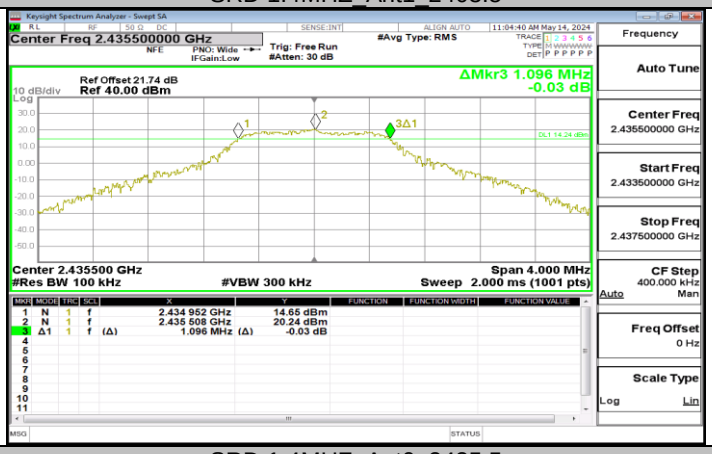

SRD 1.4MHZ_Ant0_2435.5

This report shall not be reproduced except in full, without the written approval of UL Verification Services (Guangzhou) Co., Ltd, Song Shan Lake Branch.

SRD 1.4MHZ_Ant1_2435.5

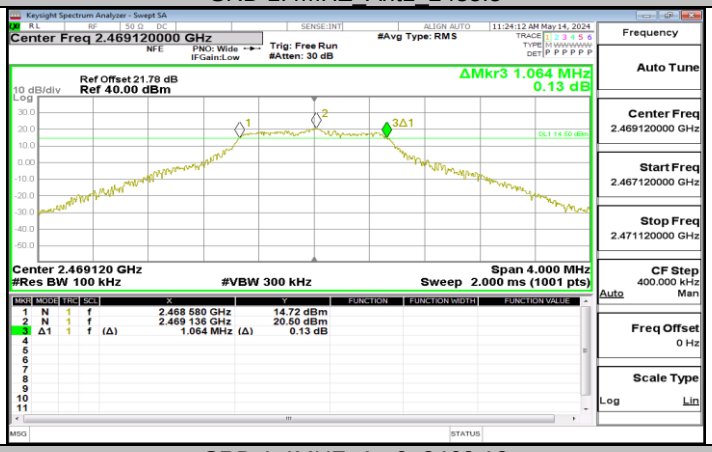

SRD 1.4MHZ_Ant0_2469.12

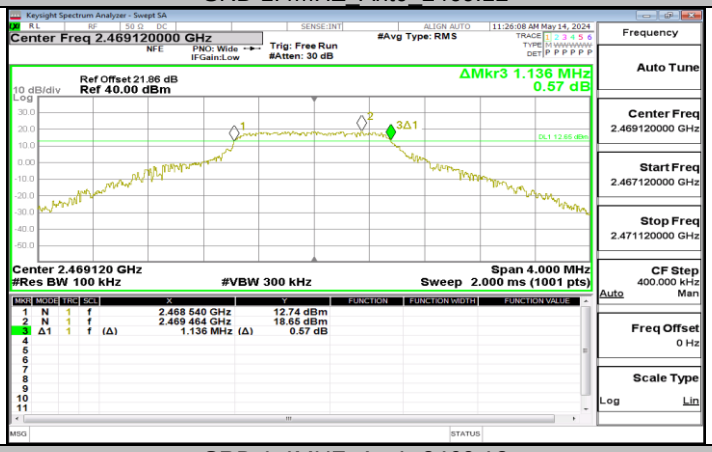

SRD 1.4MHZ_Ant1_2469.12

This report shall not be reproduced except in full, without the written approval of UL Verification Services (Guangzhou) Co., Ltd, Song Shan Lake Branch.

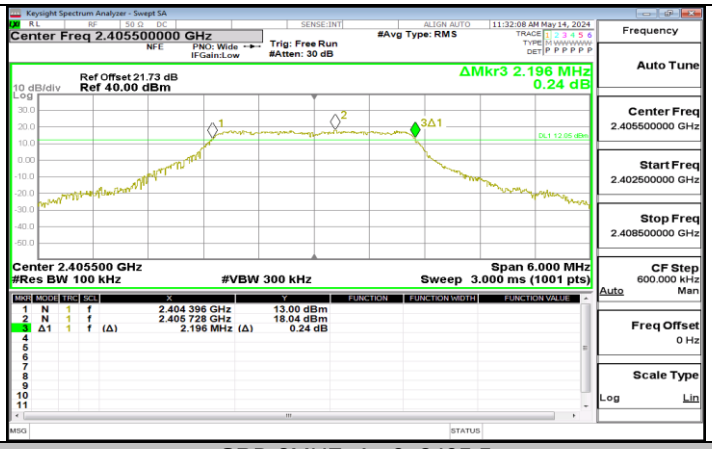

SRD 3MHZ_Ant0_2405.5

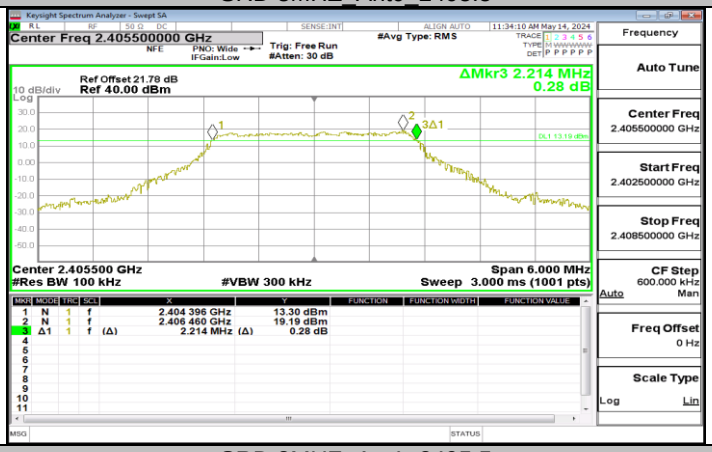

SRD 3MHZ_Ant1_2405.5

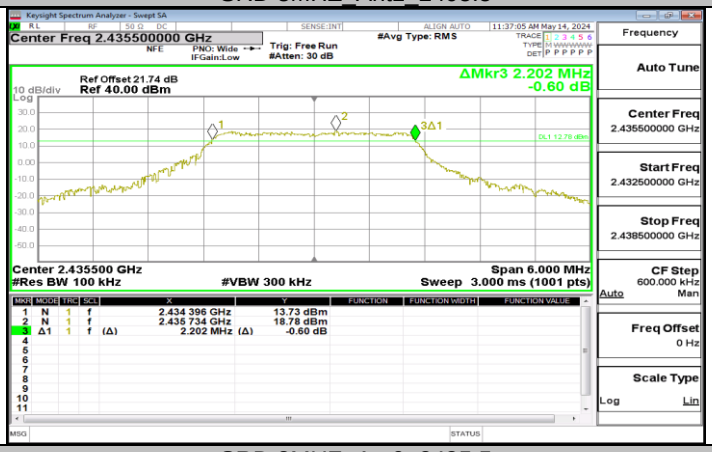

SRD 3MHZ_Ant0_2435.5

This report shall not be reproduced except in full, without the written approval of UL Verification Services (Guangzhou) Co., Ltd, Song Shan Lake Branch.

SRD 3MHZ_Ant1_2435.5

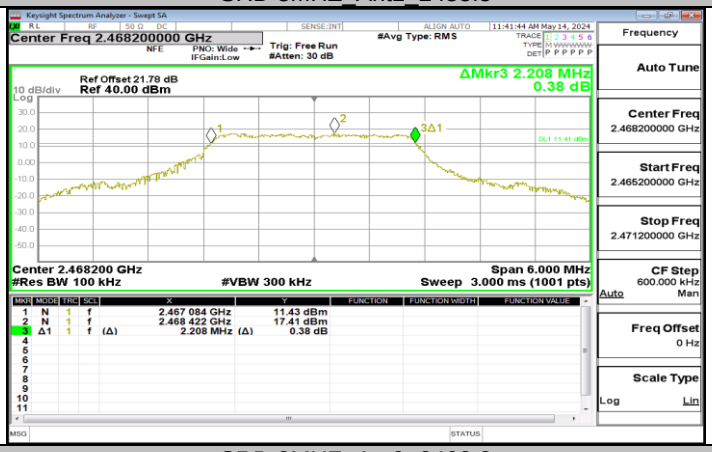

SRD 3MHZ_Ant0_2468.2

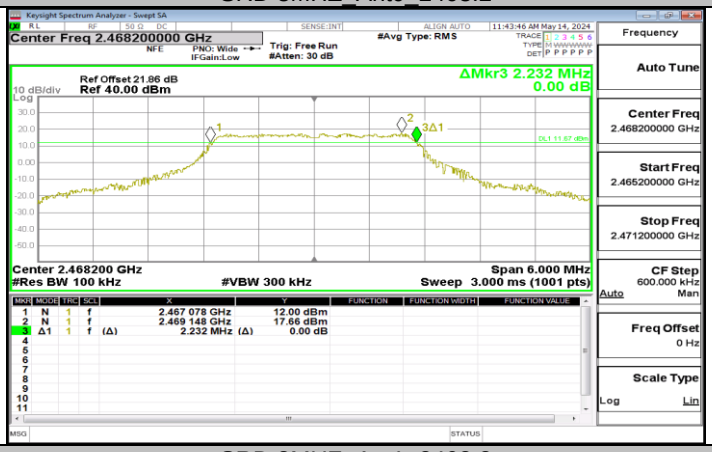

SRD 3MHZ_Ant1_2468.2

This report shall not be reproduced except in full, without the written approval of UL Verification Services (Guangzhou) Co., Ltd, Song Shan Lake Branch.

SRD 5MHZ_Ant0_2404.5

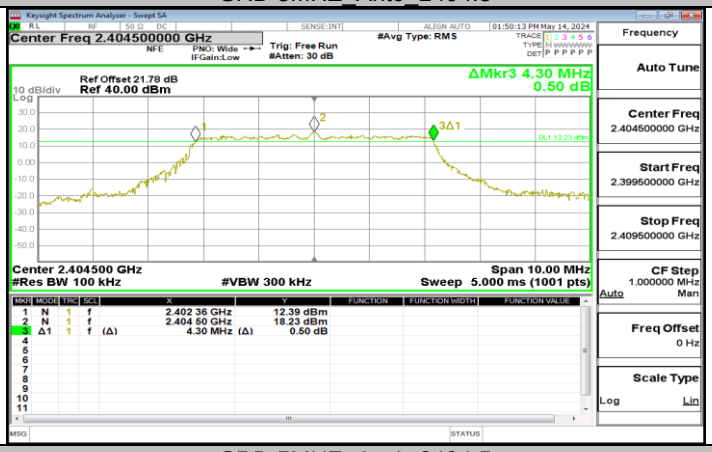

SRD 5MHZ_Ant1_2404.5

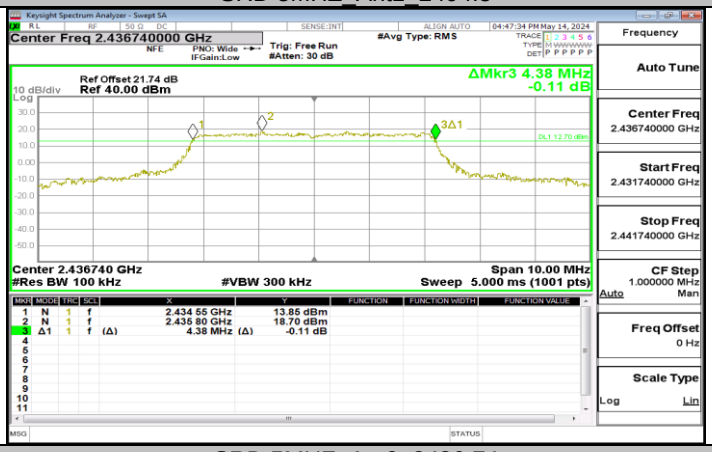

SRD 5MHZ_Ant0_2436.74

This report shall not be reproduced except in full, without the written approval of UL Verification Services (Guangzhou) Co., Ltd, Song Shan Lake Branch.

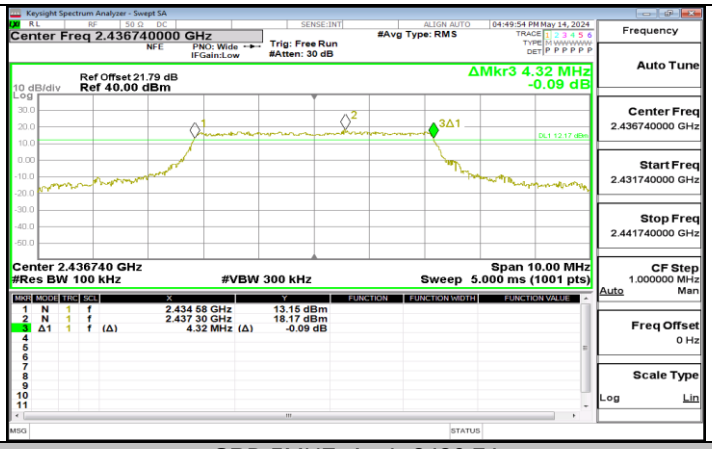

SRD 5MHZ_Ant1_2436.74

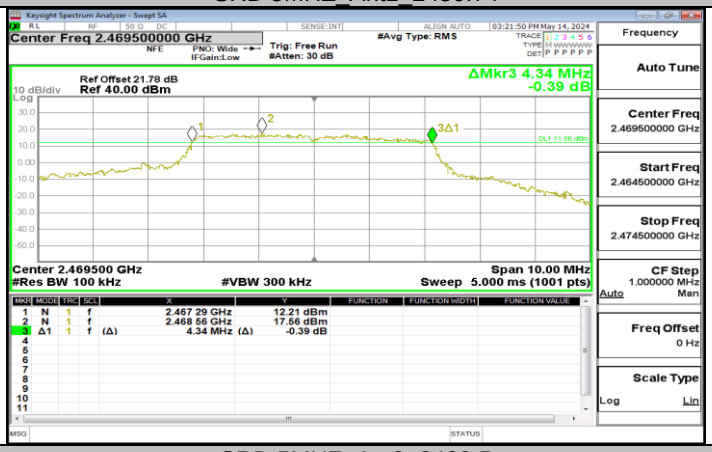

SRD 5MHZ_Ant0_2469.5

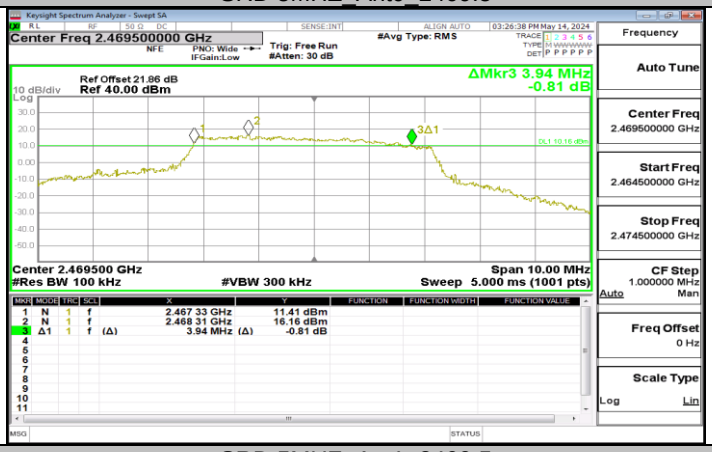

SRD 5MHZ_Ant1_2469.5

This report shall not be reproduced except in full, without the written approval of UL Verification Services (Guangzhou) Co., Ltd, Song Shan Lake Branch.

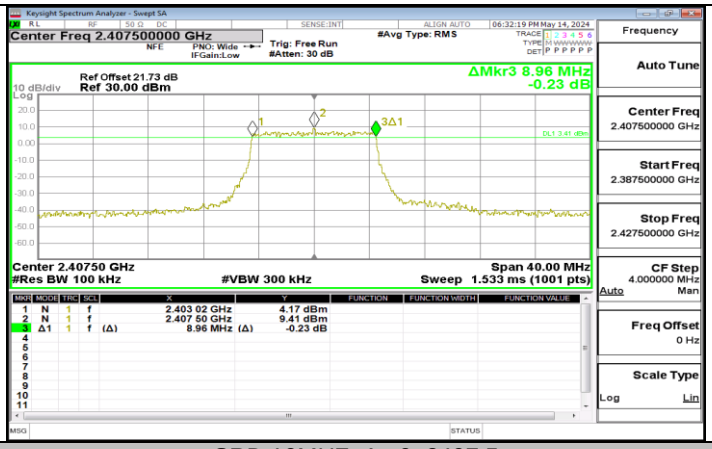

SRD 10MHZ_Ant0_2407.5

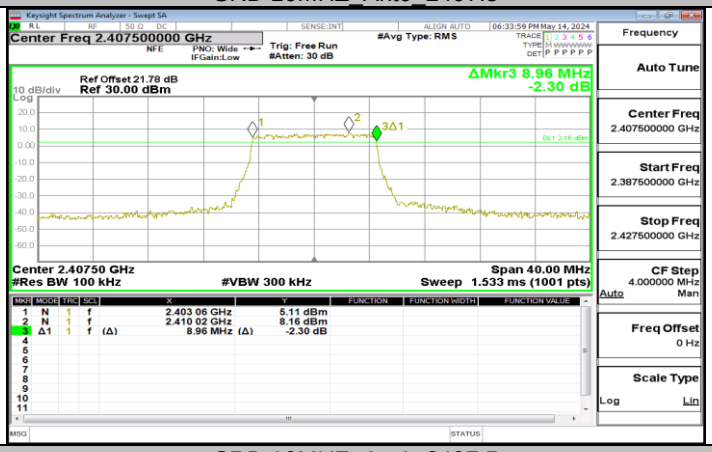

SRD 10MHZ_Ant1_2407.5

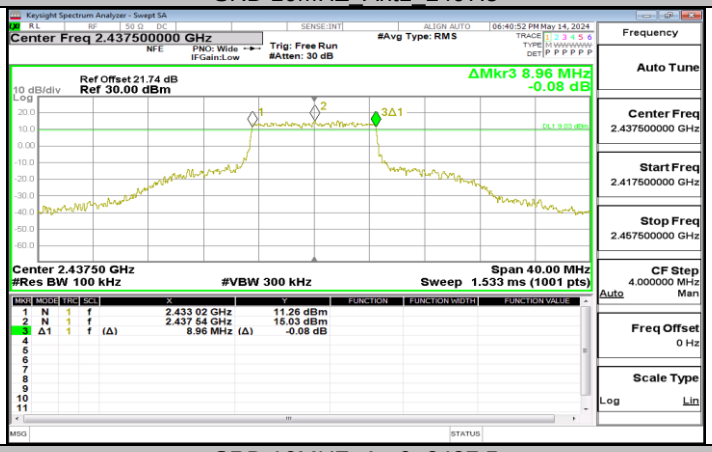

SRD 10MHZ_Ant0_2437.5

This report shall not be reproduced except in full, without the written approval of UL Verification Services (Guangzhou) Co., Ltd, Song Shan Lake Branch.

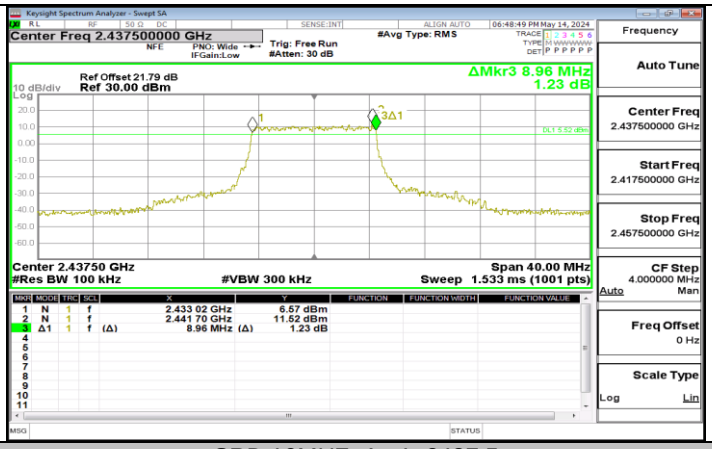

SRD 10MHZ_Ant1_2437.5

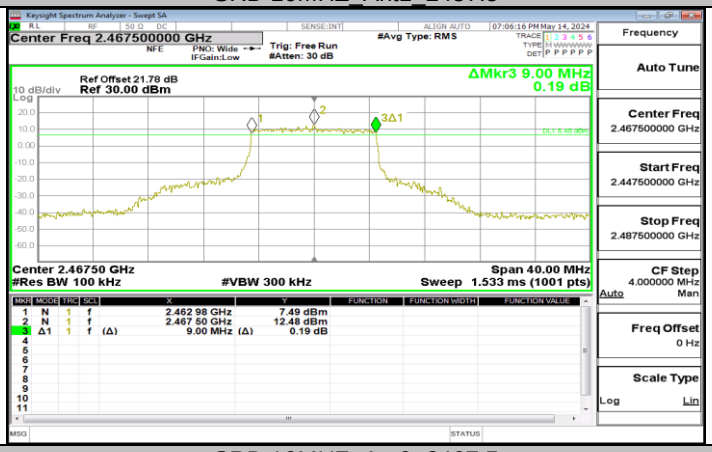

SRD 10MHZ_Ant0_2467.5

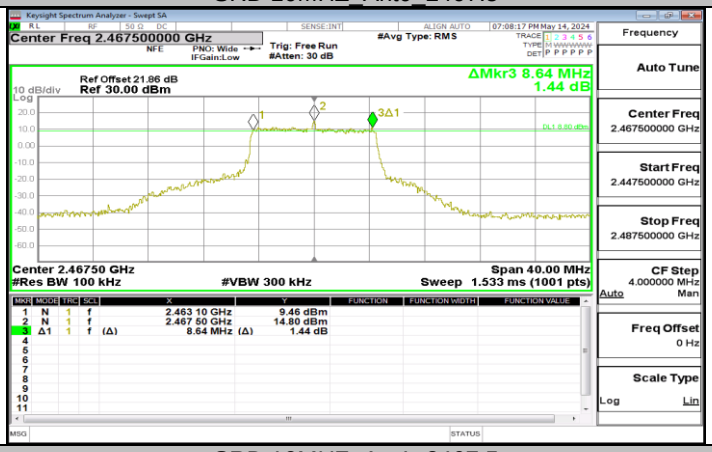

SRD 10MHZ_Ant1_2467.5

This report shall not be reproduced except in full, without the written approval of UL Verification Services (Guangzhou) Co., Ltd, Song Shan Lake Branch.

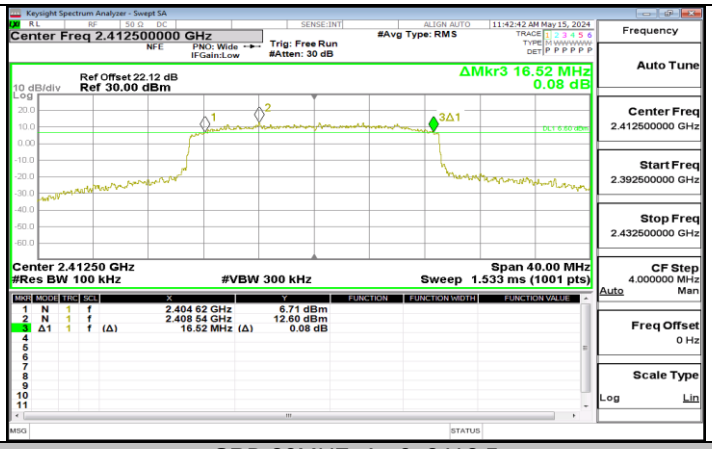

SRD 20MHZ_Ant0_2412.5

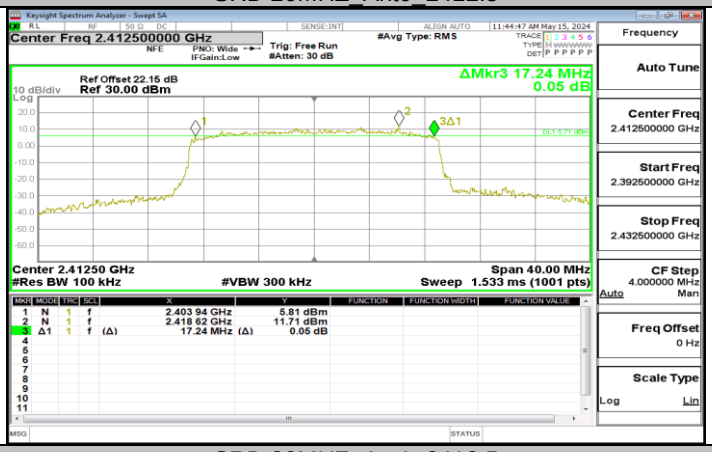

SRD 20MHZ_Ant1_2412.5

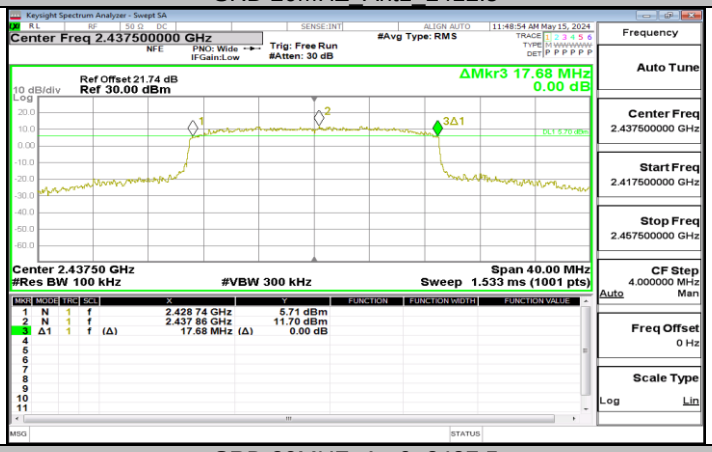

SRD 20MHZ_Ant0_2437.5

This report shall not be reproduced except in full, without the written approval of UL Verification Services (Guangzhou) Co., Ltd, Song Shan Lake Branch.

SRD 20MHZ_Ant1_2437.5

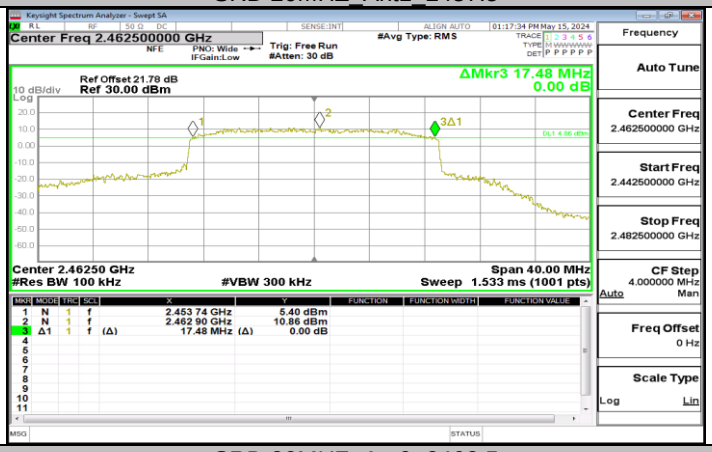

SRD 20MHZ_Ant0_2462.5

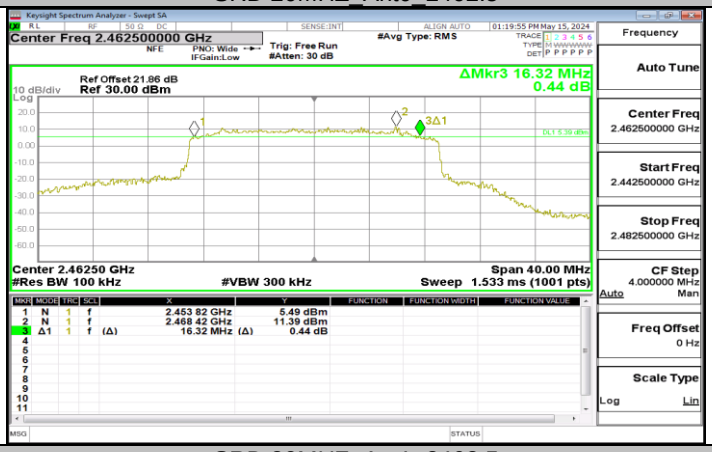

SRD 20MHZ_Ant1_2462.5

This report shall not be reproduced except in full, without the written approval of UL Verification Services (Guangzhou) Co., Ltd, Song Shan Lake Branch.