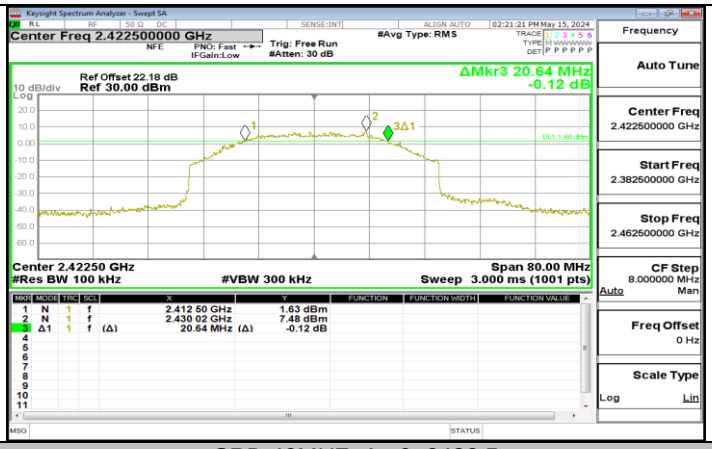

SRD 40MHZ_Ant0_2422.5

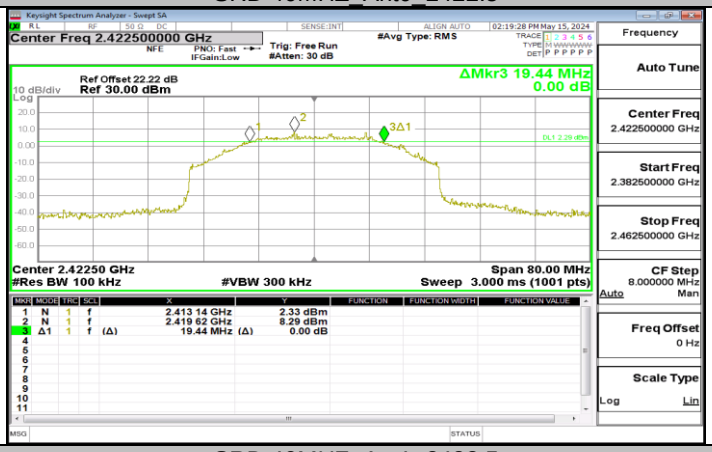

SRD 40MHZ_Ant1_2422.5

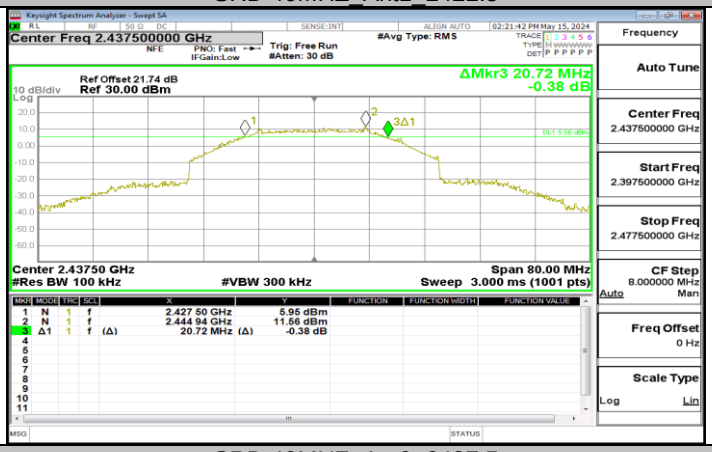

SRD 40MHZ_Ant0_2437.5

This report shall not be reproduced except in full, without the written approval of UL Verification Services (Guangzhou) Co., Ltd, Song Shan Lake Branch.

SRD 40MHZ_Ant1_2437.5

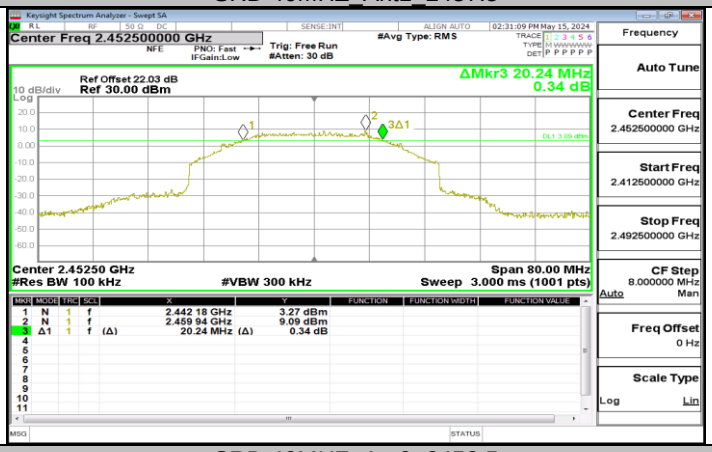

SRD 40MHZ_Ant0_2452.5

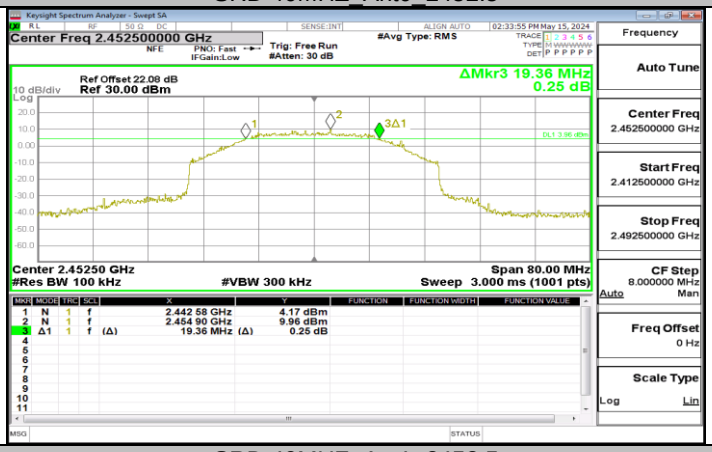

SRD 40MHZ_Ant1_2452.5

This report shall not be reproduced except in full, without the written approval of UL Verification Services (Guangzhou) Co., Ltd, Song Shan Lake Branch.

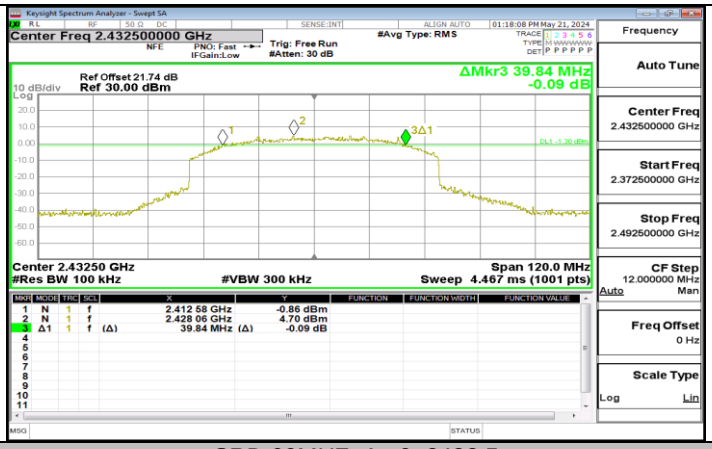

SRD 60MHZ_Ant0_2432.5

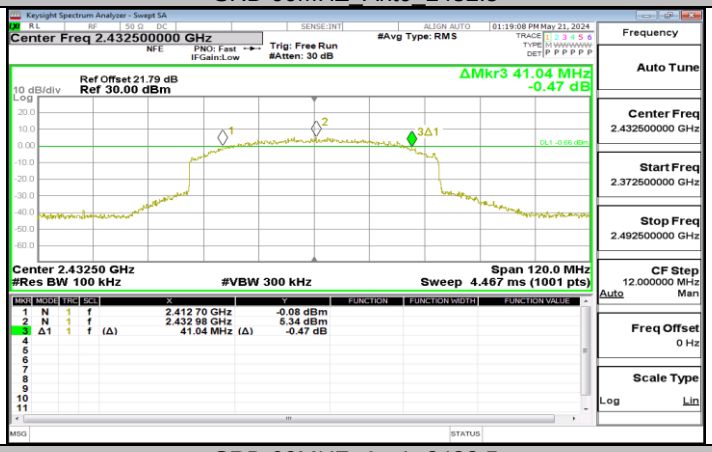

SRD 60MHZ_Ant1_2432.5

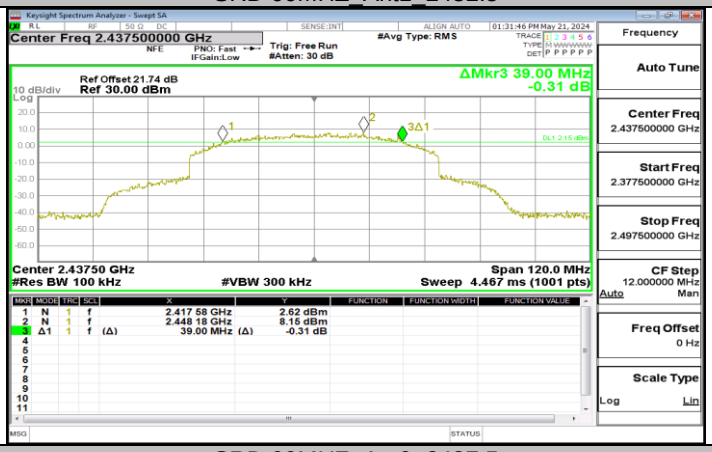

SRD 60MHZ_Ant0_2437.5

This report shall not be reproduced except in full, without the written approval of UL Verification Services (Guangzhou) Co., Ltd, Song Shan Lake Branch.

SRD 60MHZ_Ant1_2437.5

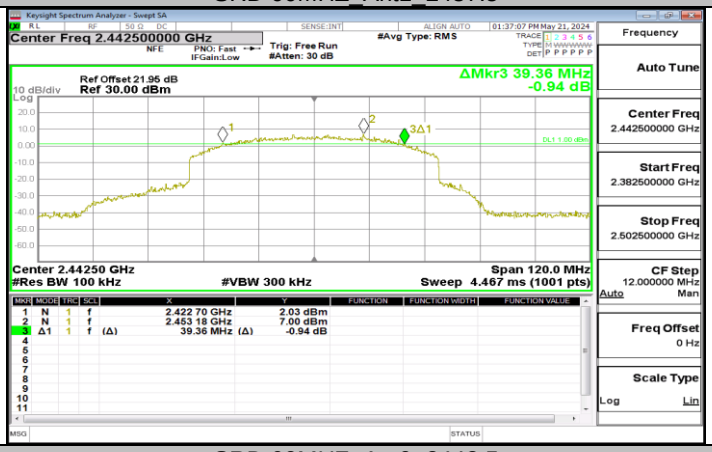

SRD 60MHZ_Ant0_2442.5

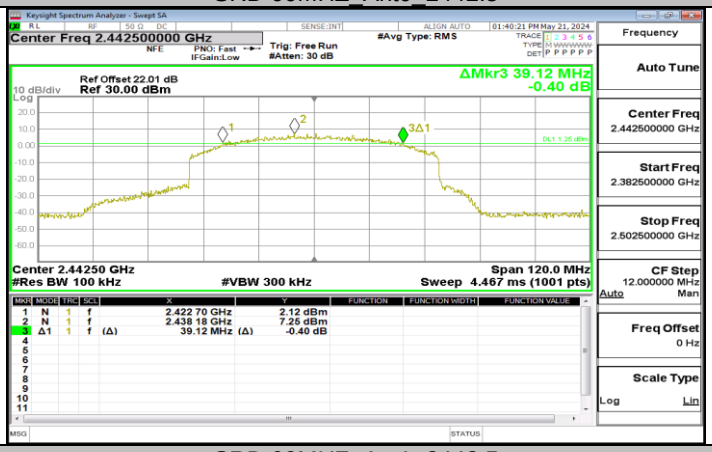

SRD 60MHZ_Ant1_2442.5

This report shall not be reproduced except in full, without the written approval of UL Verification Services (Guangzhou) Co., Ltd, Song Shan Lake Branch.

11.2. APPENDIX B: OCCUPIED CHANNEL BANDWIDTH

11.2.1. Test Result

Test Mode	Antenna	Frequency[MHz]	OCB [MHz]	FL[MHz]	FH[MHz]
SRD 1.4MHZ	Ant0	2403.5	1.2753	2402.8748	2404.1501
	Ant1	2403.5	1.2672	2402.8793	2404.1465
	Ant0	2435.5	1.3064	2434.8679	2436.1743
	Ant1	2435.5	1.2703	2434.8310	2436.1013
	Ant0	2469.12	1.2622	2468.4847	2469.7469
	Ant1	2469.12	1.2842	2468.4825	2469.7667
SRD 3MHZ	Ant0	2405.5	2.2735	2404.3467	2406.6202
	Ant1	2405.5	2.2687	2404.3781	2406.6468
	Ant0	2435.5	2.2716	2434.3511	2436.6227
	Ant1	2435.5	2.2802	2434.3723	2436.6525
	Ant0	2468.2	2.2888	2467.0378	2469.3266
	Ant1	2468.2	2.2695	2467.0733	2469.3428
SRD 5MHZ	Ant0	2404.5	4.3999	2402.2974	2406.6973
	Ant1	2404.5	4.3759	2402.3231	2406.6990
	Ant0	2436.74	4.4170	2434.5280	2438.9450
	Ant1	2436.74	4.3740	2434.5560	2438.9300
	Ant0	2469.5	4.9781	2466.6736	2471.6517
	Ant1	2469.5	4.7515	2466.8750	2471.6265

Test Mode	Antenna	Frequency[MHz]	OCB [MHz]	FL[MHz]	FH[MHz]
SRD 10MHZ	Ant0	2407.5	9.1313	2402.9538	2412.0851
	Ant1	2407.5	9.2046	2402.9094	2412.1140
	Ant0	2437.5	9.2528	2432.8664	2442.1192
	Ant1	2437.5	9.2107	2432.8724	2442.0831
	Ant0	2467.5	9.1965	2462.8646	2472.0611
	Ant1	2467.5	9.1557	2462.8898	2472.0455
SRD 20MHZ	Ant0	2412.5	17.716	2403.7093	2421.4253
	Ant1	2412.5	17.628	2403.7762	2421.4042
	Ant0	2437.5	17.728	2428.6874	2446.4154
	Ant1	2437.5	17.673	2428.7102	2446.3832
	Ant0	2462.5	17.735	2453.6367	2471.3717
	Ant1	2462.5	17.655	2453.6624	2471.3174
SRD 40MHZ	Ant0	2422.5	30.430	2407.5414	2437.9714
	Ant1	2422.5	30.236	2407.6971	2437.9331
	Ant0	2437.5	30.792	2422.3370	2453.1290
	Ant1	2437.5	30.464	2422.4729	2452.9369
	Ant0	2452.5	30.408	2437.2388	2467.6468
	Ant1	2452.5	30.181	2437.3046	2467.4856
SRD 60MHZ	Ant0	2432.5	50.755	2407.3823	2458.1373
	Ant1	2432.5	50.610	2407.4999	2458.1099
	Ant0	2437.5	51.245	2412.0746	2463.3196
	Ant1	2437.5	50.447	2412.4642	2462.9112
	Ant0	2442.5	50.822	2417.1333	2467.9553
	Ant1	2442.5	50.773	2417.2566	2468.0296

Note: All the modes and antennas had been tested, but only the worst data was recorded in the report.

This report shall not be reproduced except in full, without the written approval of UL Verification Services (Guangzhou) Co., Ltd, Song Shan Lake Branch.

11.2.2. Test Graphs

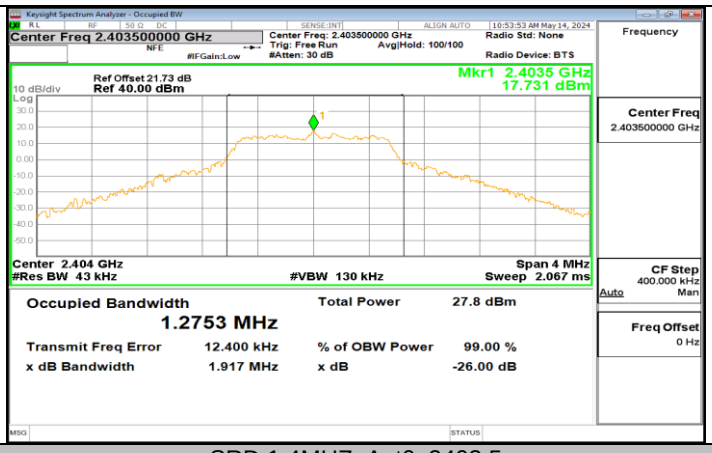

SRD 1.4MHZ_Ant0_2403.5

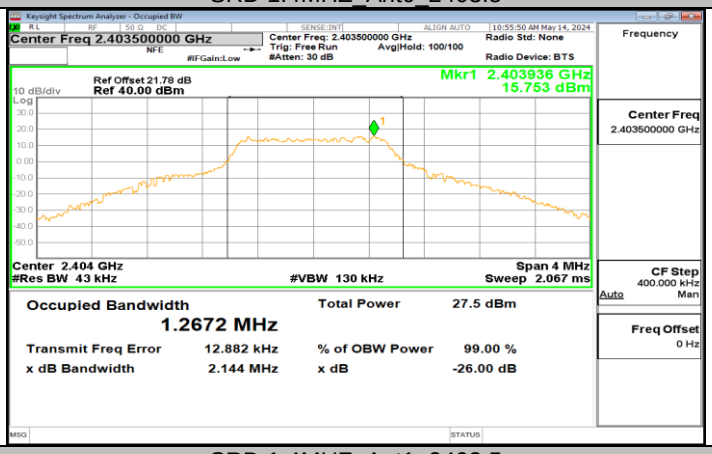

SRD 1.4MHZ_Ant1_2403.5

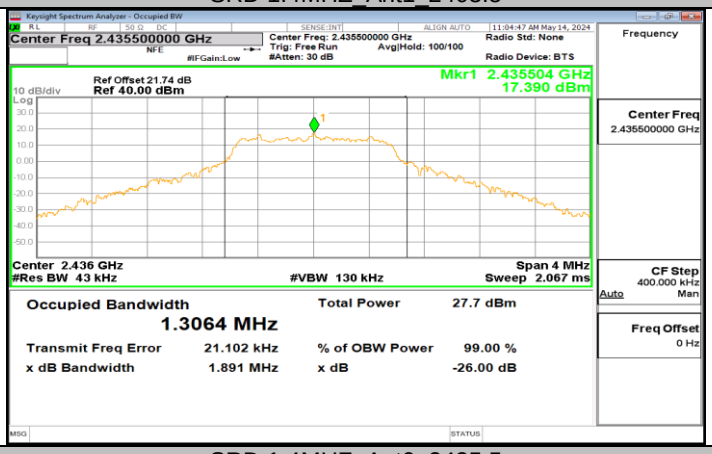

SRD 1.4MHZ_Ant0_2435.5

This report shall not be reproduced except in full, without the written approval of UL Verification Services (Guangzhou) Co., Ltd, Song Shan Lake Branch.

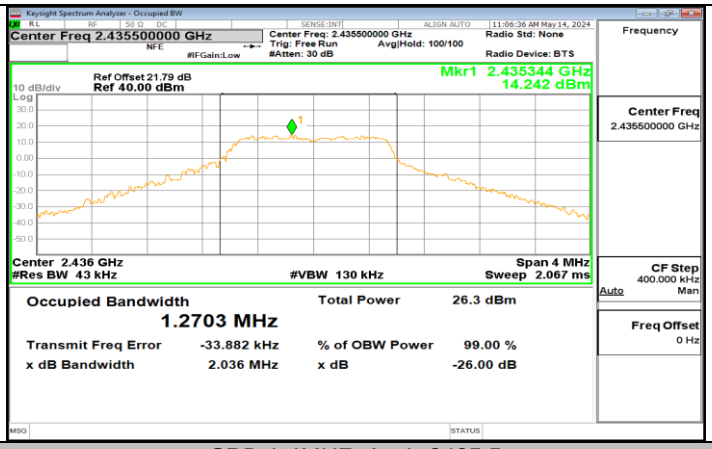

SRD 1.4MHZ_Ant1_2435.5

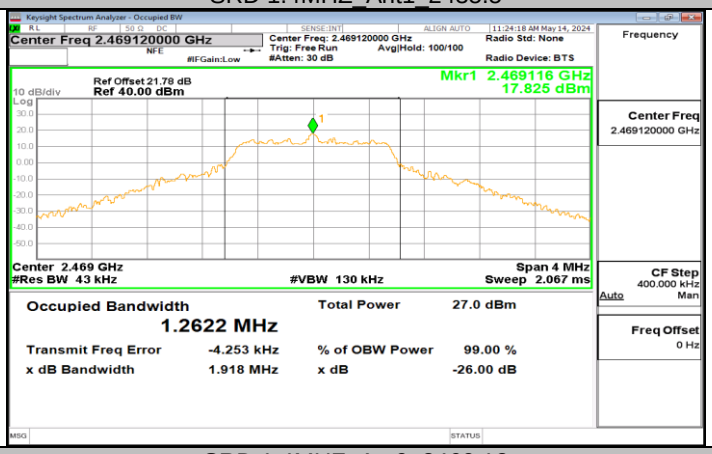

SRD 1.4MHZ_Ant0_2469.12

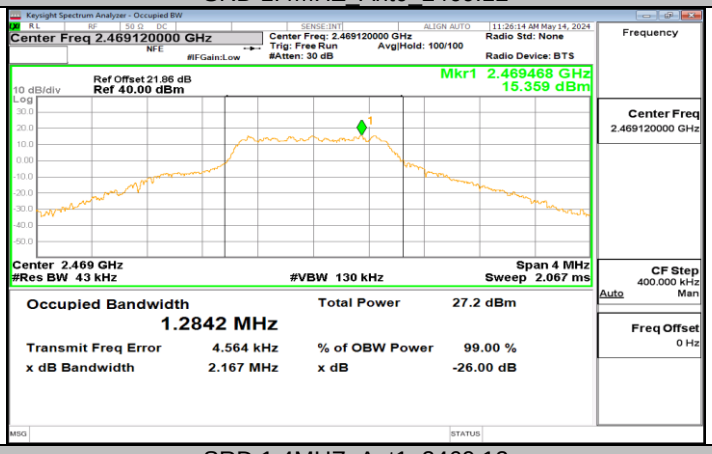

SRD 1.4MHZ_Ant1_2469.12

This report shall not be reproduced except in full, without the written approval of UL Verification Services (Guangzhou) Co., Ltd, Song Shan Lake Branch.

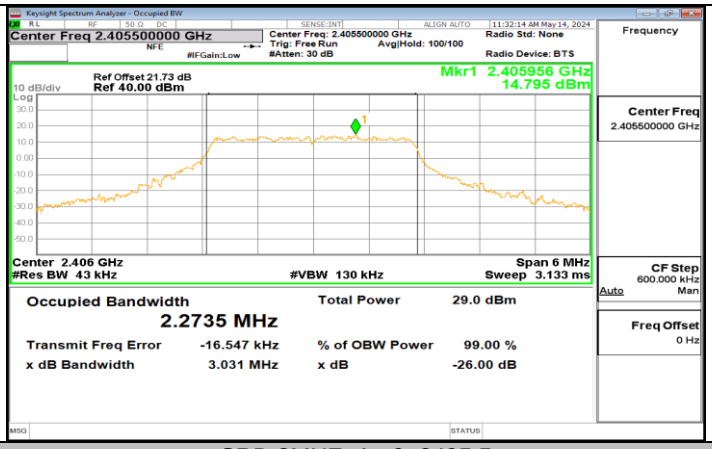

SRD 3MHZ_Ant0_2405.5

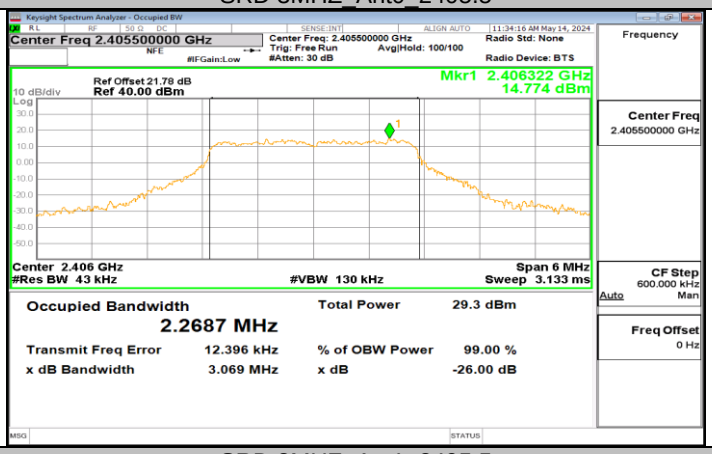

SRD 3MHZ_Ant1_2405.5

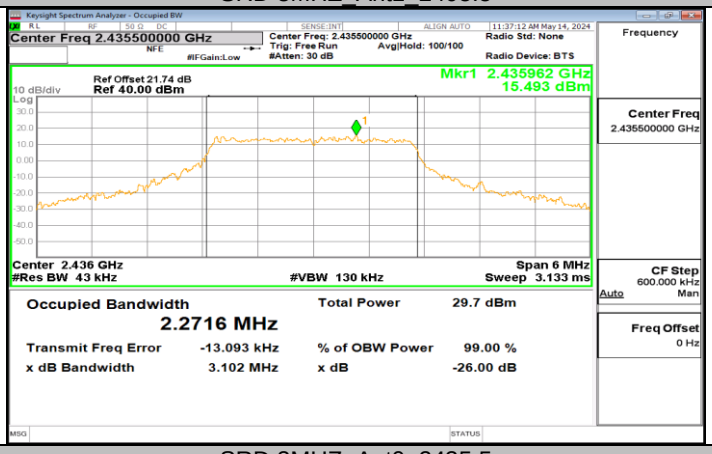

SRD 3MHZ_Ant0_2435.5

This report shall not be reproduced except in full, without the written approval of UL Verification Services (Guangzhou) Co., Ltd, Song Shan Lake Branch.

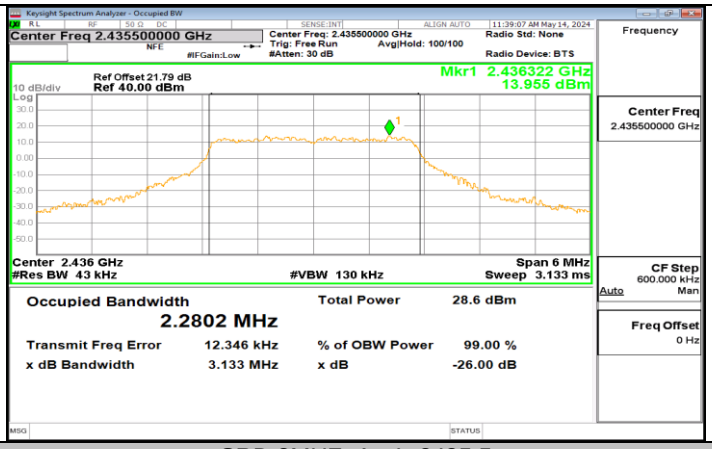

SRD 3MHZ_Ant1_2435.5

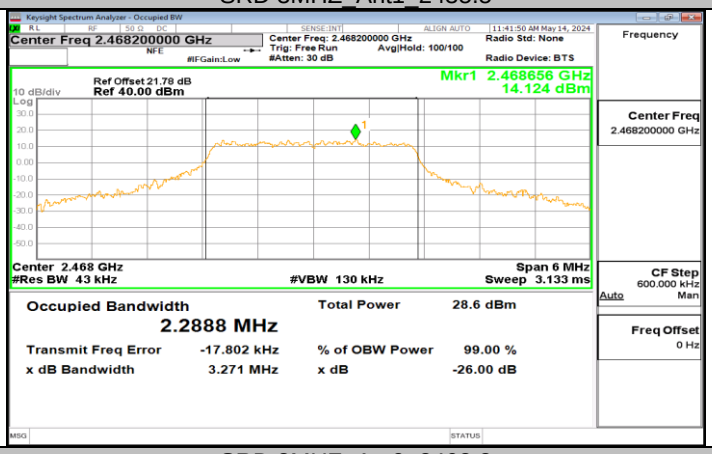

SRD 3MHZ_Ant0_2468.2

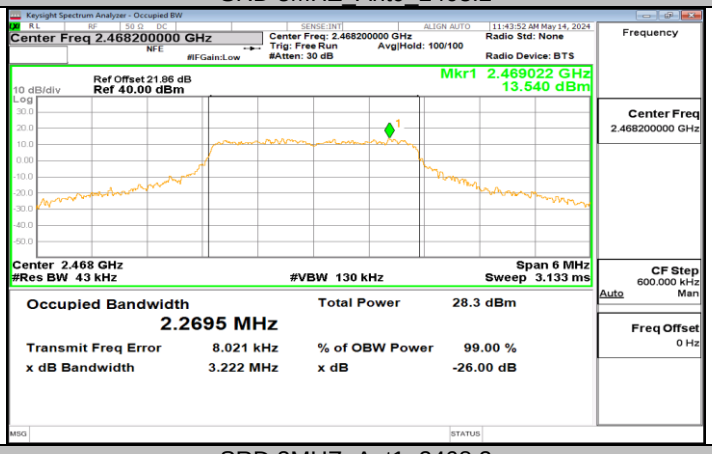

SRD 3MHZ_Ant1_2468.2

This report shall not be reproduced except in full, without the written approval of UL Verification Services (Guangzhou) Co., Ltd, Song Shan Lake Branch.

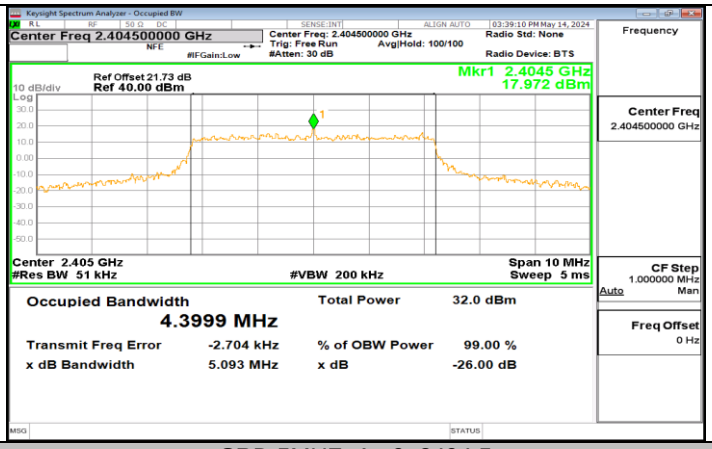

SRD 5MHZ_Ant0_2404.5

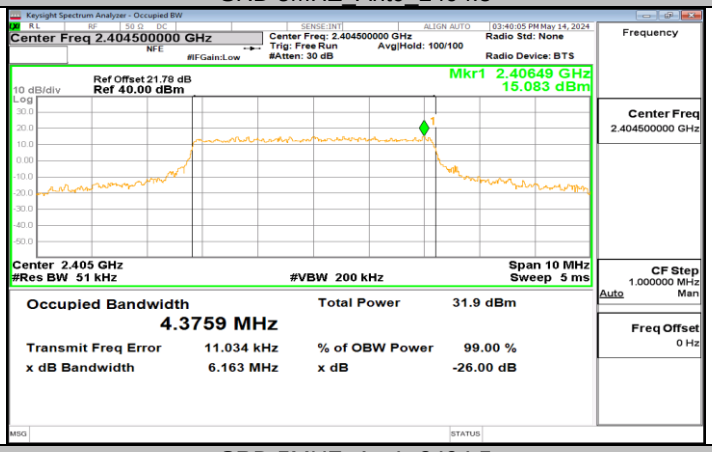

SRD 5MHZ_Ant1_2404.5

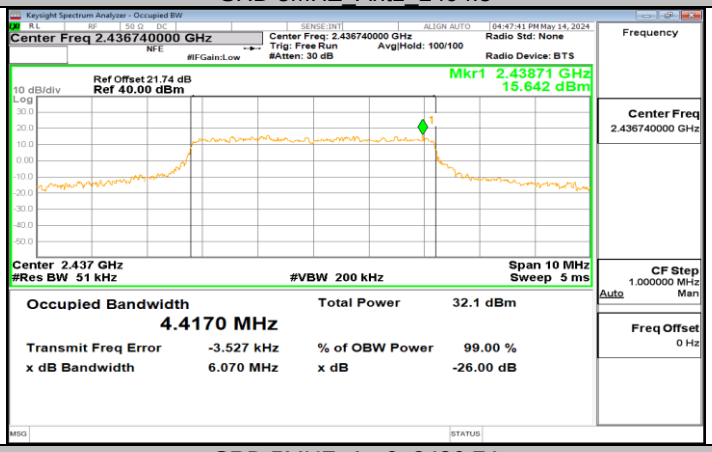

SRD 5MHZ_Ant0_2436.74

This report shall not be reproduced except in full, without the written approval of UL Verification Services (Guangzhou) Co., Ltd, Song Shan Lake Branch.

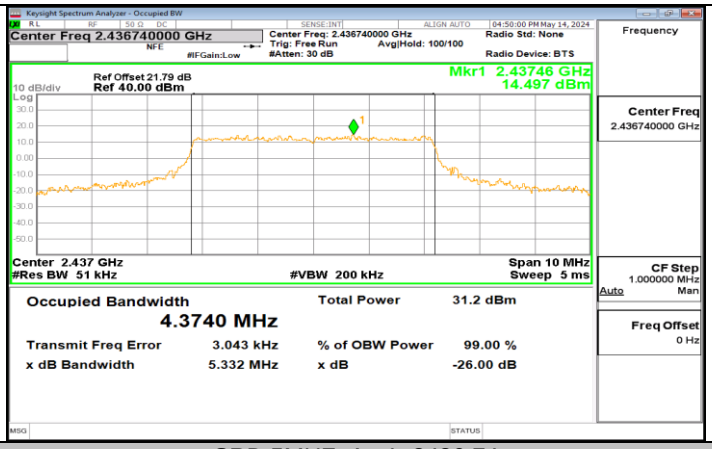

SRD 5MHZ_Ant1_2436.74

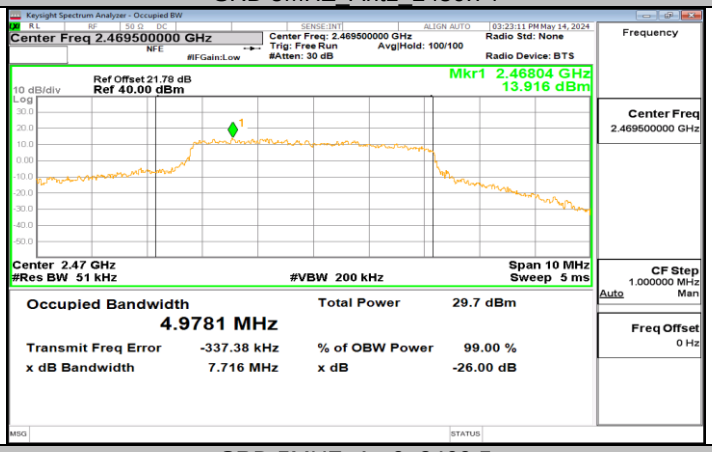

SRD 5MHZ_Ant0_2469.5

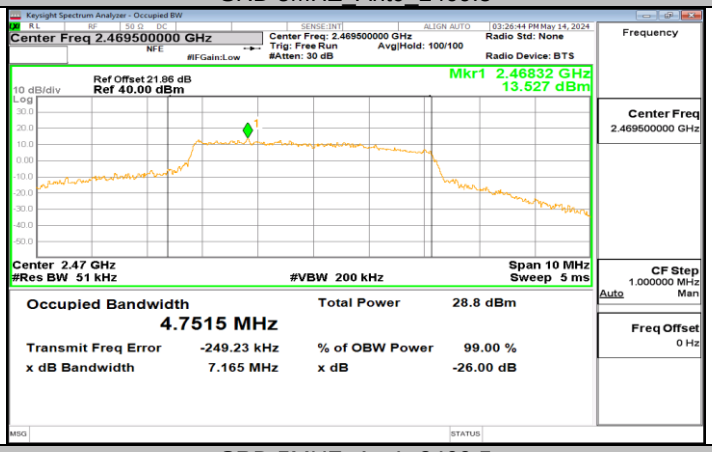

SRD 5MHZ_Ant1_2469.5

This report shall not be reproduced except in full, without the written approval of UL Verification Services (Guangzhou) Co., Ltd, Song Shan Lake Branch.

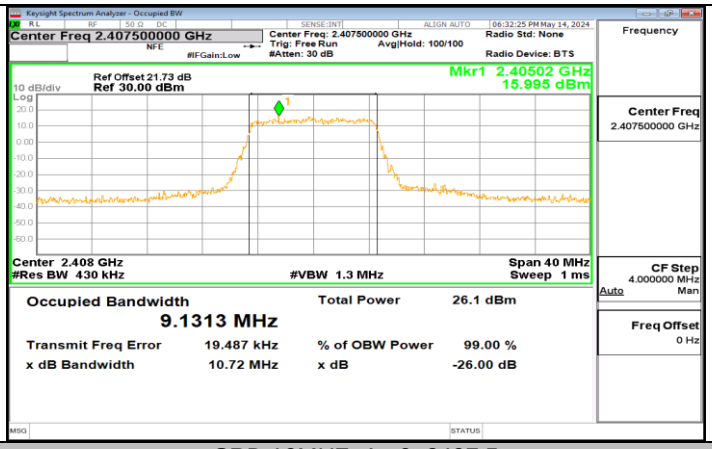

SRD 10MHZ_Ant0_2407.5

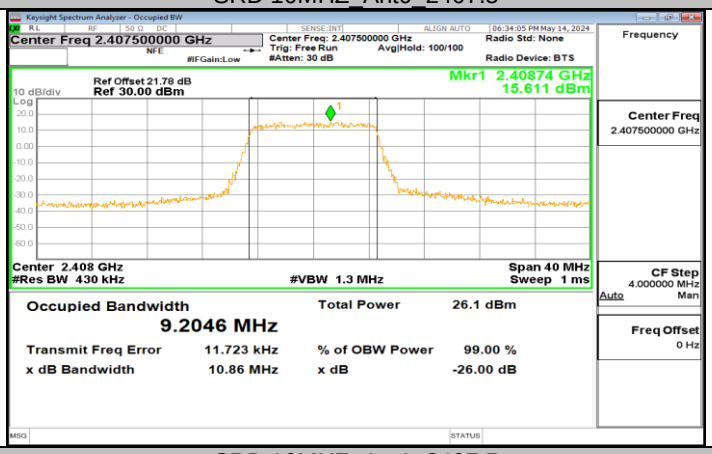

SRD 10MHZ_Ant1_2407.5

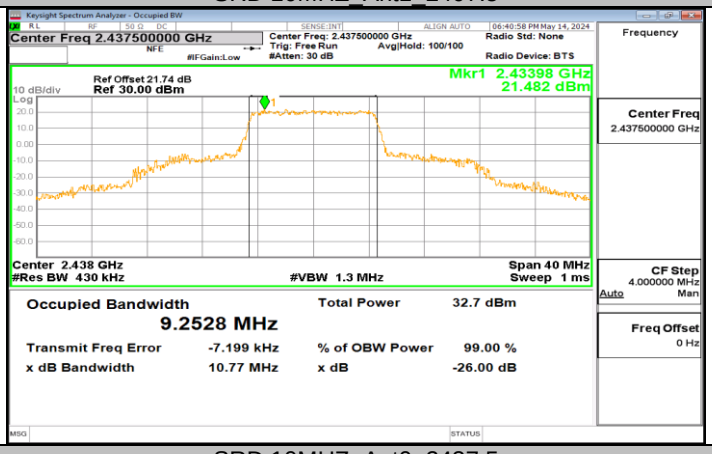

SRD 10MHZ_Ant0_2437.5

This report shall not be reproduced except in full, without the written approval of UL Verification Services (Guangzhou) Co., Ltd, Song Shan Lake Branch.

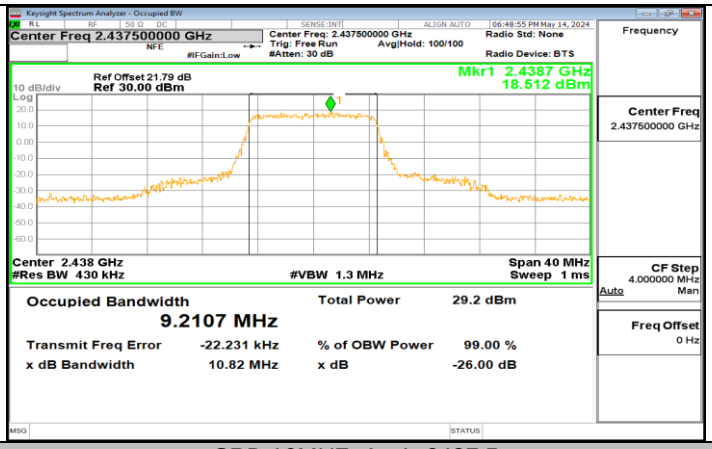

SRD 10MHZ_Ant1_2437.5

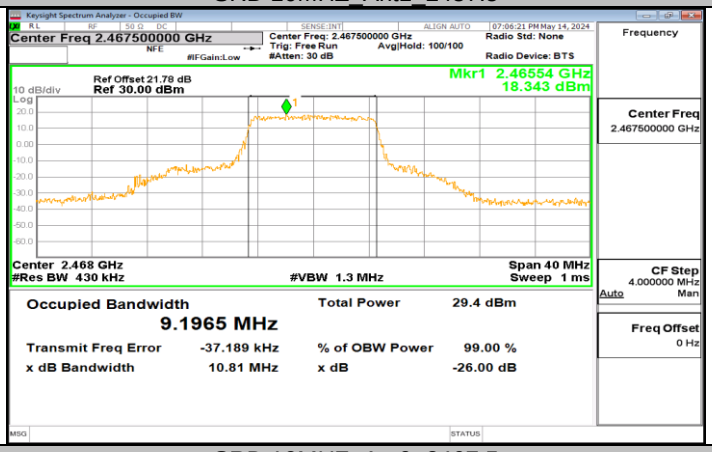

SRD 10MHZ_Ant0_2467.5

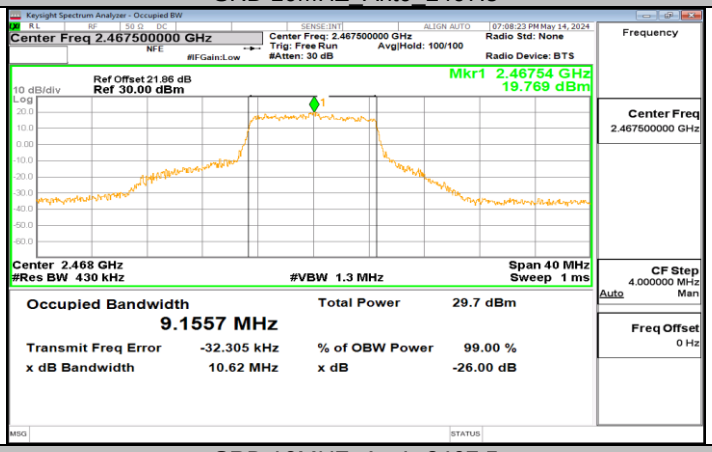

SRD 10MHZ_Ant1_2467.5

This report shall not be reproduced except in full, without the written approval of UL Verification Services (Guangzhou) Co., Ltd, Song Shan Lake Branch.

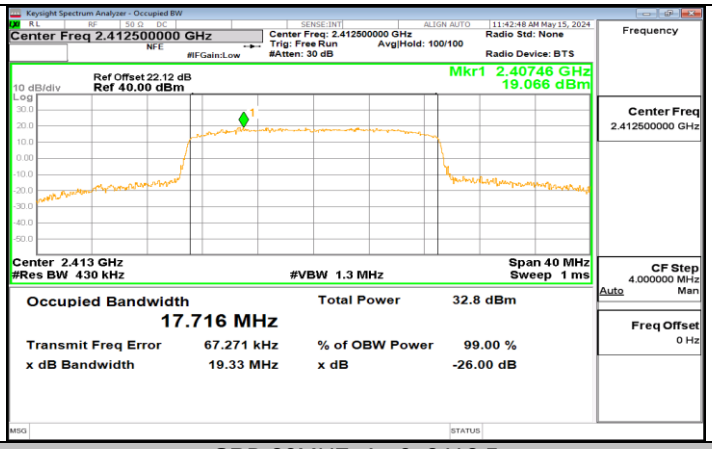

SRD 20MHZ_Ant0_2412.5

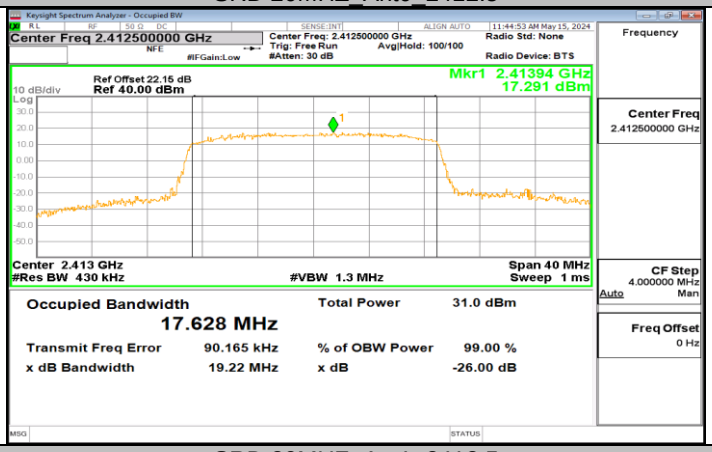

SRD 20MHZ_Ant1_2412.5

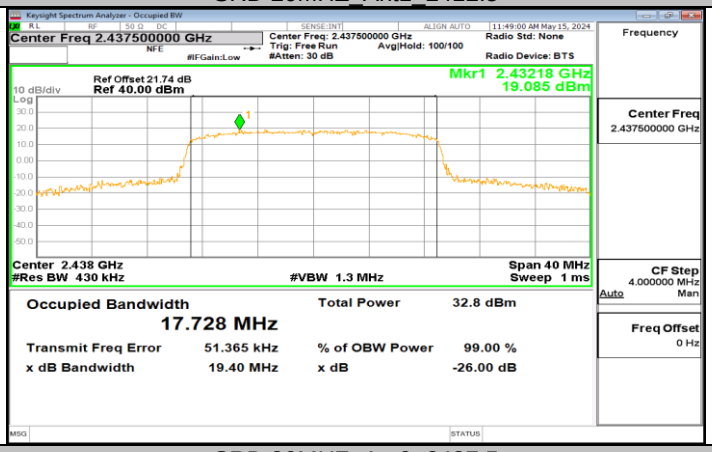

SRD 20MHZ_Ant0_2437.5

This report shall not be reproduced except in full, without the written approval of UL Verification Services (Guangzhou) Co., Ltd, Song Shan Lake Branch.

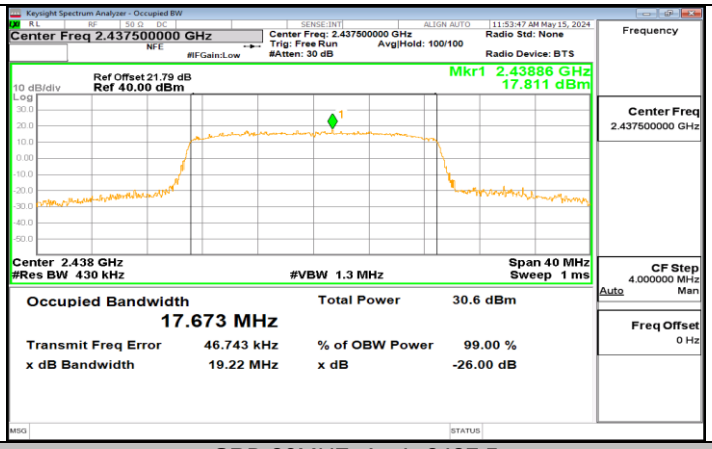

SRD 20MHZ_Ant1_2437.5

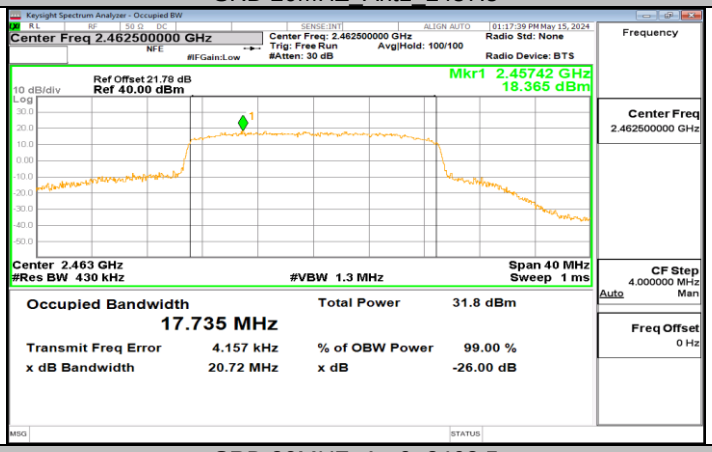

SRD 20MHZ_Ant0_2462.5

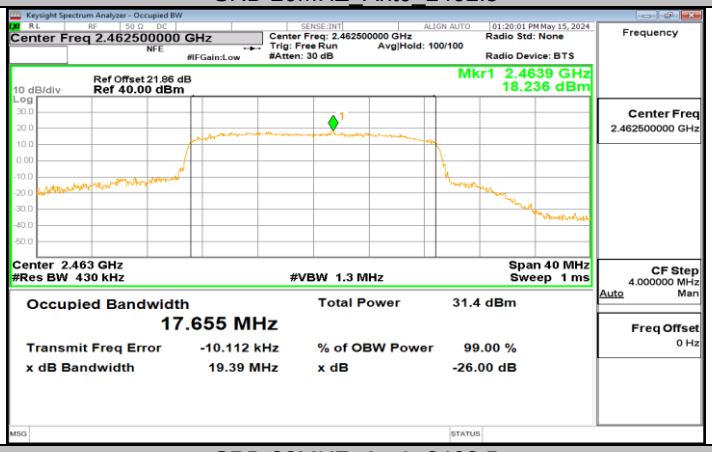

SRD 20MHZ_Ant1_2462.5

This report shall not be reproduced except in full, without the written approval of UL Verification Services (Guangzhou) Co., Ltd, Song Shan Lake Branch.

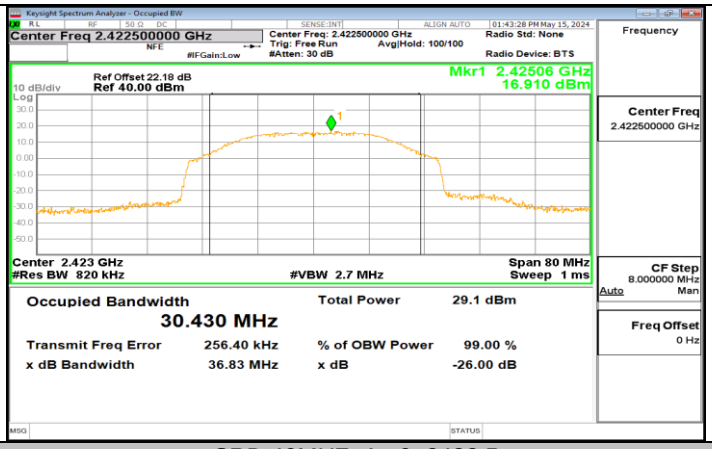

SRD 40MHZ_Ant0_2422.5

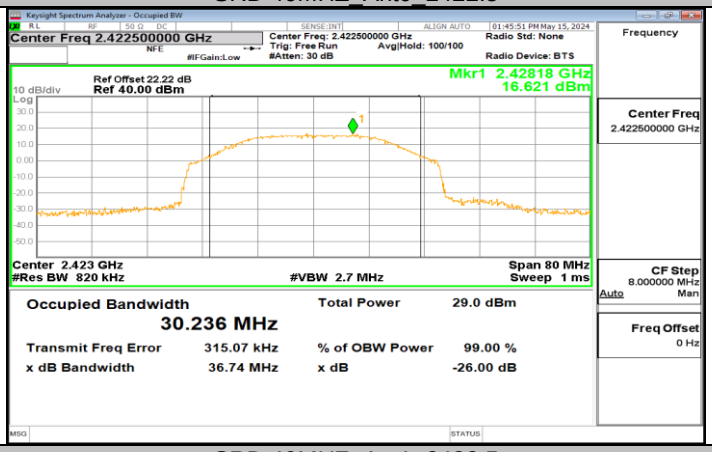

SRD 40MHZ_Ant1_2422.5

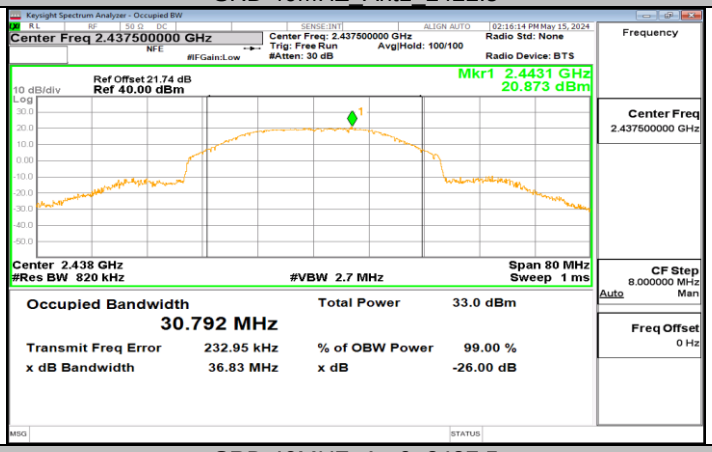

SRD 40MHZ_Ant0_2437.5

This report shall not be reproduced except in full, without the written approval of UL Verification Services (Guangzhou) Co., Ltd, Song Shan Lake Branch.

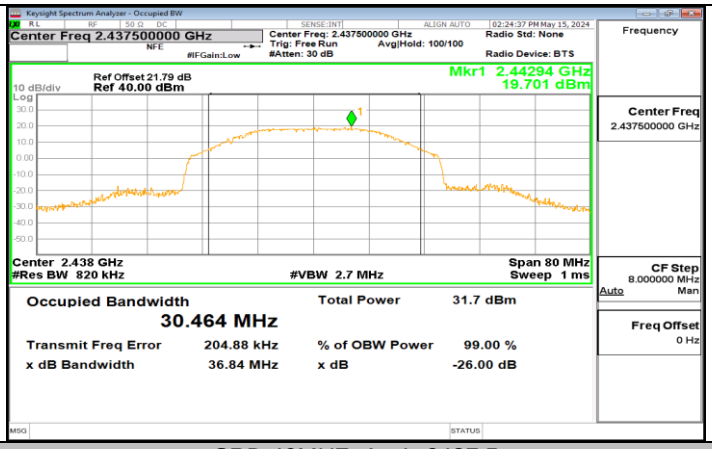

SRD 40MHZ_Ant1_2437.5

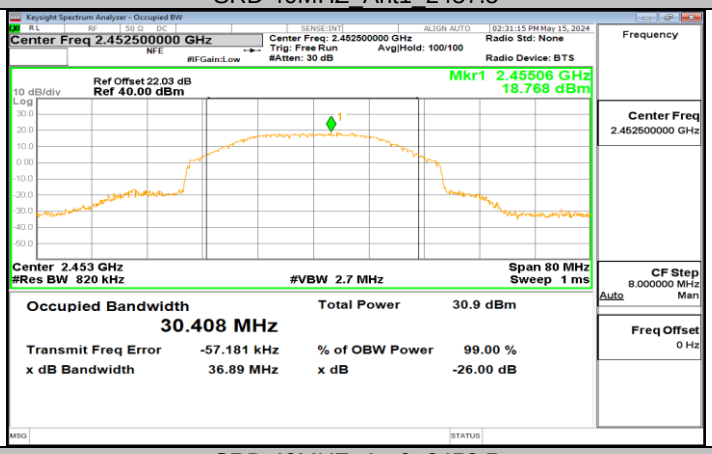

SRD 40MHZ_Ant0_2452.5

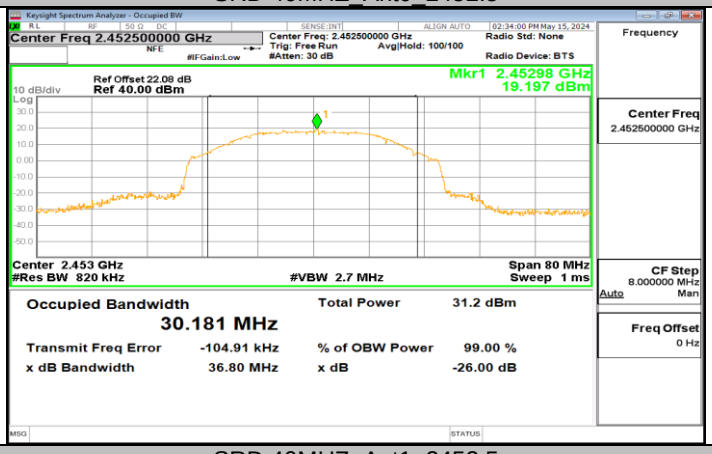

SRD 40MHZ_Ant1_2452.5

This report shall not be reproduced except in full, without the written approval of UL Verification Services (Guangzhou) Co., Ltd, Song Shan Lake Branch.

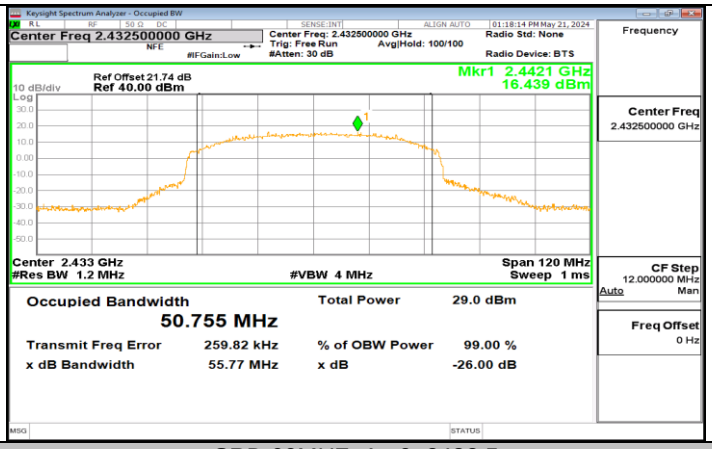

SRD 60MHZ_Ant0_2432.5

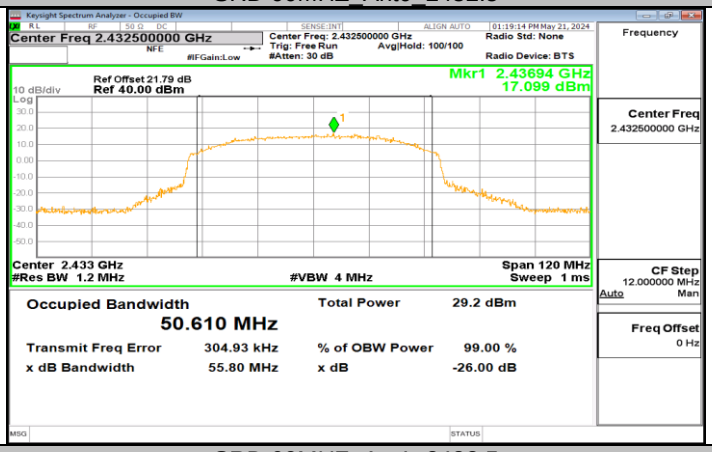

SRD 60MHZ_Ant1_2432.5

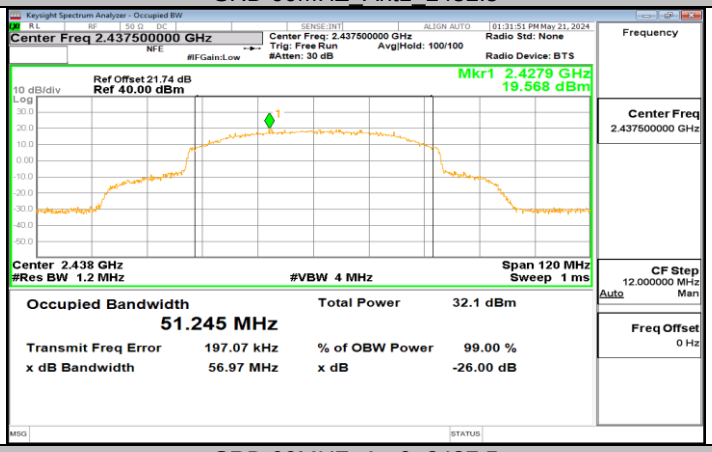

SRD 60MHZ_Ant0_2437.5

This report shall not be reproduced except in full, without the written approval of UL Verification Services (Guangzhou) Co., Ltd, Song Shan Lake Branch.

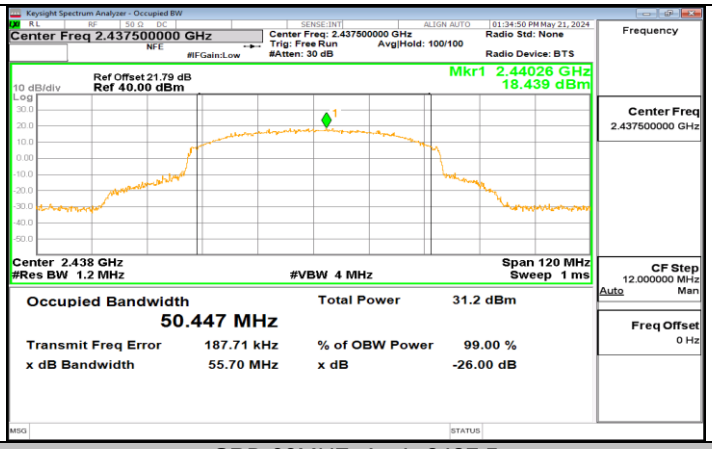

SRD 60MHZ_Ant1_2437.5

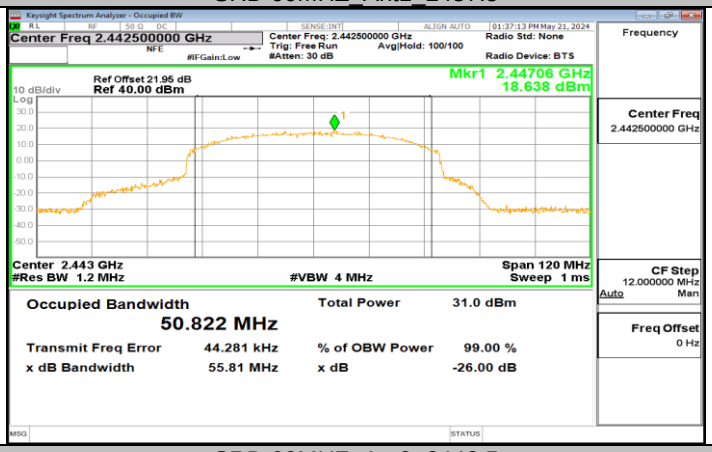

SRD 60MHZ_Ant0_2442.5

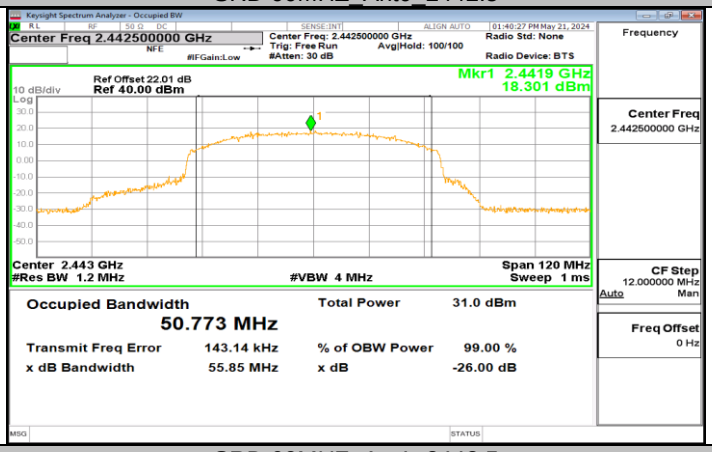

SRD 60MHZ_Ant1_2442.5

This report shall not be reproduced except in full, without the written approval of UL Verification Services (Guangzhou) Co., Ltd, Song Shan Lake Branch.

11.3. APPENDIX C: MAXIMUM AVERAGE CONDUCTED OUTPUT POWER

11.3.1. Test Result

Mode	Channel	Conducted power(dBm)			Limit
		Ant0	Ant1	Total	
1.4M	2403.5	23.20	23.69	26.46	30.00
	2435.5	23.41	22.87	26.16	30.00
	2469.12	23.79	23.09	26.46	30.00
3M	2405.5	23.06	23.64	26.37	30.00
	2435.5	23.90	22.77	26.38	30.00
	2468.2	23.38	22.80	26.11	30.00
5M	2404.5	23.70	23.85	26.79	30.00
	2436.74	23.66	23.20	26.45	30.00
	2469.5	23.48	23.34	26.42	30.00
10M	2407.5	23.61	24.20	26.93	30.00
	2437.5	24.24	23.38	26.84	30.00
	2467.5	23.05	23.19	26.13	30.00
20M	2412.5	23.43	23.32	26.39	30.00
	2437.5	24.25	22.88	26.63	30.00
	2462.5	23.95	23.64	26.81	30.00
40M	2422.5	23.93	23.88	26.92	30.00
	2437.5	24.34	23.42	26.91	30.00
	2452.5	23.31	23.76	26.55	30.00
60M	2432.5	20.93	21.38	24.17	30.00
	2437.5	23.53	22.63	26.11	30.00
	2442.5	21.94	22.24	25.10	30.00

This report shall not be reproduced except in full, without the written approval of UL Verification Services (Guangzhou) Co., Ltd, Song Shan Lake Branch.

Mode	Channel	Conducted power(dBm)			Limit
		Ant0	Ant5	Total	
1.4M	2403.5	22.75	22.65	25.71	30.00
	2435.5	23.06	22.81	25.95	30.00
	2469.12	23.20	23.61	26.42	30.00
3M	2405.5	22.46	22.61	25.55	30.00
	2435.5	23.06	22.24	25.68	30.00
	2468.2	22.41	22.40	25.42	30.00
5M	2404.5	22.81	23.06	25.95	30.00
	2436.74	23.26	22.85	26.07	30.00
	2469.5	23.08	23.54	26.33	30.00
10M	2407.5	23.11	23.19	26.16	30.00
	2437.5	23.70	22.94	26.35	30.00
	2467.5	22.47	22.92	25.71	30.00
20M	2412.5	22.83	22.76	25.81	30.00
	2437.5	23.66	22.81	26.27	30.00
	2462.5	23.58	23.81	26.71	30.00
40M	2422.5	23.42	23.34	26.39	30.00
	2437.5	24.21	23.31	26.79	30.00
	2452.5	23.06	23.86	26.49	30.00
60M	2432.5	20.70	20.71	23.72	30.00
	2437.5	23.26	22.42	25.87	30.00
	2442.5	21.50	21.49	24.51	30.00

This report shall not be reproduced except in full, without the written approval of UL Verification Services (Guangzhou) Co., Ltd, Song Shan Lake Branch.

Mode	Channel	Conducted power(dBm)			Limit
		Ant1	Ant4	Total	
1.4M	2403.5	22.66	22.74	25.71	30.00
	2435.5	22.40	22.75	25.59	30.00
	2469.12	22.70	23.32	26.03	30.00
3M	2405.5	22.43	23.20	25.84	30.00
	2435.5	22.07	23.14	25.65	30.00
	2468.2	22.45	22.67	25.57	30.00
5M	2404.5	23.39	23.79	26.60	30.00
	2436.74	22.42	23.03	25.75	30.00
	2469.5	22.40	23.00	25.72	30.00
10M	2407.5	22.81	23.36	26.10	30.00
	2437.5	23.21	23.82	26.54	30.00
	2467.5	22.64	23.03	25.85	30.00
20M	2412.5	22.77	23.27	26.04	30.00
	2437.5	22.78	23.34	26.08	30.00
	2462.5	23.14	23.10	26.13	30.00
40M	2422.5	23.66	23.73	26.71	30.00
	2437.5	23.54	24.06	26.82	30.00
	2452.5	22.87	23.44	26.17	30.00
60M	2432.5	20.79	21.44	24.14	30.00
	2437.5	22.16	22.70	25.45	30.00
	2442.5	21.12	21.75	24.46	30.00

This report shall not be reproduced except in full, without the written approval of UL Verification Services (Guangzhou) Co., Ltd, Song Shan Lake Branch.

Mode	Channel	Conducted power(dBm)			Limit
		Ant4	Ant5	Total	
1.4M	2403.5	23.30	22.76	26.05	30.00
	2435.5	23.04	22.59	25.83	30.00
	2469.12	23.58	23.26	26.43	30.00
3M	2405.5	23.11	22.46	25.81	30.00
	2435.5	22.88	22.47	25.69	30.00
	2468.2	22.49	22.83	25.67	30.00
5M	2404.5	23.32	22.57	25.97	30.00
	2436.74	23.32	22.73	26.05	30.00
	2469.5	23.00	22.98	26.00	30.00
10M	2407.5	24.13	22.99	26.61	30.00
	2437.5	23.68	23.23	26.47	30.00
	2467.5	22.93	22.77	25.86	30.00
20M	2412.5	23.10	22.54	25.84	30.00
	2437.5	23.19	22.62	25.92	30.00
	2462.5	22.94	23.40	26.19	30.00
40M	2422.5	23.42	23.18	26.31	30.00
	2437.5	23.75	23.18	26.48	30.00
	2452.5	24.10	23.68	26.91	30.00
60M	2432.5	21.05	20.38	23.74	30.00
	2437.5	22.82	22.14	25.50	30.00
	2442.5	21.49	21.53	24.52	30.00

Note: 1. Conducted Power=Meas. Level+ Correction Factor
2. The Duty Cycle Factor (refer to section 7.5) had already compensated to the test data.

This report shall not be reproduced except in full, without the written approval of UL Verification Services (Guangzhou) Co., Ltd, Song Shan Lake Branch.

11.4. APPENDIX D: MAXIMUM POWER SPECTRAL DENSITY

11.4.1. Test Result

Test Mode	Antenna	Frequency[MHz]	Result[dBm/3kHz]	Limit[dBm/3kHz]	Verdict
SRD 1.4MHZ	Ant0	2403.5	1.35	≤8.00	PASS
	Ant1	2403.5	1.53	≤8.00	PASS
	total	2403.5	4.45	≤8.00	PASS
	Ant0	2435.5	1.25	≤8.00	PASS
	Ant1	2435.5	1.39	≤8.00	PASS
	total	2435.5	4.33	≤8.00	PASS
	Ant0	2469.12	2.16	≤8.00	PASS
	Ant1	2469.12	2.01	≤8.00	PASS
	total	2469.12	5.10	≤8.00	PASS
SRD 3MHZ	Ant0	2405.5	-0.07	≤8.00	PASS
	Ant1	2405.5	0.26	≤8.00	PASS
	total	2405.5	3.11	≤8.00	PASS
	Ant0	2435.5	-0.61	≤8.00	PASS
	Ant1	2435.5	0.03	≤8.00	PASS
	total	2435.5	2.73	≤8.00	PASS
	Ant0	2468.2	-0.39	≤8.00	PASS
	Ant1	2468.2	-0.38	≤8.00	PASS
	total	2468.2	2.63	≤8.00	PASS
SRD 5MHZ	Ant0	2404.5	-3.49	≤8.00	PASS
	Ant1	2404.5	-3.66	≤8.00	PASS
	total	2404.5	-0.56	≤8.00	PASS
	Ant0	2436.74	-3.60	≤8.00	PASS
	Ant1	2436.74	-3.28	≤8.00	PASS
	total	2436.74	-0.43	≤8.00	PASS
	Ant0	2469.5	-3.14	≤8.00	PASS
	Ant1	2469.5	-3.24	≤8.00	PASS
	total	2469.5	-0.18	≤8.00	PASS

This report shall not be reproduced except in full, without the written approval of UL Verification Services (Guangzhou) Co., Ltd, Song Shan Lake Branch.

Test Mode	Antenna	Frequency[MHz]	Result[dBm/3kHz]	Limit[dBm/3kHz]	Verdict
SRD 10MHZ	Ant0	2407.5	-4.90	≤8.00	PASS
	Ant1	2407.5	-4.06	≤8.00	PASS
	total	2407.5	-1.45	≤8.00	PASS
	Ant0	2437.5	-4.04	≤8.00	PASS
	Ant1	2437.5	-5.03	≤8.00	PASS
	total	2437.5	-1.50	≤8.00	PASS
	Ant0	2467.5	-5.24	≤8.00	PASS
	Ant1	2467.5	-4.44	≤8.00	PASS
	total	2467.5	-1.81	≤8.00	PASS
SRD 20MHZ	Ant0	2412.5	-7.08	≤8.00	PASS
	Ant1	2412.5	-7.20	≤8.00	PASS
	total	2412.5	-4.13	≤8.00	PASS
	Ant0	2437.5	-6.72	≤8.00	PASS
	Ant1	2437.5	-7.56	≤8.00	PASS
	total	2437.5	-4.11	≤8.00	PASS
	Ant0	2462.5	-6.91	≤8.00	PASS
	Ant1	2462.5	-7.62	≤8.00	PASS
	total	2462.5	-4.24	≤8.00	PASS
SRD 40MHZ	Ant0	2422.5	-6.99	≤8.00	PASS
	Ant1	2422.5	-8.03	≤8.00	PASS
	total	2422.5	-4.47	≤8.00	PASS
	Ant0	2437.5	-6.77	≤8.00	PASS
	Ant1	2437.5	-8.51	≤8.00	PASS
	total	2437.5	-4.54	≤8.00	PASS
	Ant0	2452.5	-8.01	≤8.00	PASS
	Ant1	2452.5	-7.42	≤8.00	PASS
	total	2452.5	-4.69	≤8.00	PASS
SRD 60MHZ	Ant0	2432.5	-14.58	≤8.00	PASS
	Ant1	2432.5	-14.47	≤8.00	PASS
	total	2432.5	-11.51	≤8.00	PASS
	Ant0	2437.5	-11.15	≤8.00	PASS
	Ant1	2437.5	-11.93	≤8.00	PASS
	total	2437.5	-8.23	≤8.00	PASS
	Ant0	2442.5	-11.62	≤8.00	PASS
	Ant1	2442.5	-12.50	≤8.00	PASS
	total	2442.5	-9.03	≤8.00	PASS

Note: 1. The Duty Cycle Factor (refer to section 7.5) had already compensated to the test data.
2. All the modes and antennas had been tested, but only the worst data was recorded in the report.

This report shall not be reproduced except in full, without the written approval of UL Verification Services (Guangzhou) Co., Ltd, Song Shan Lake Branch.

11.4.2. Test Graphs

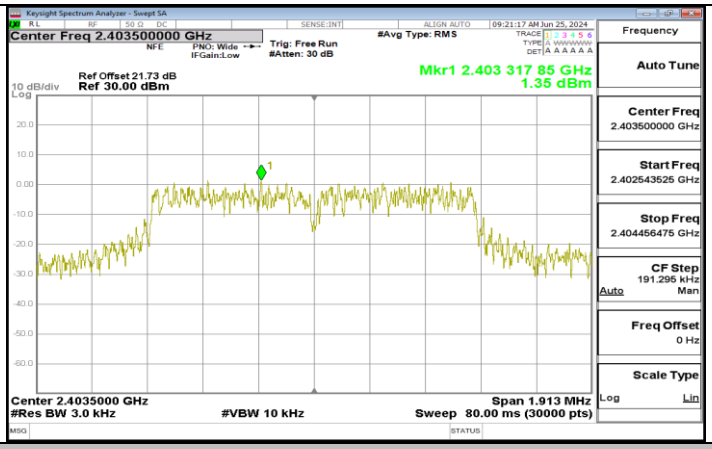

SRD 1.4MHZ_Ant0_2403.5

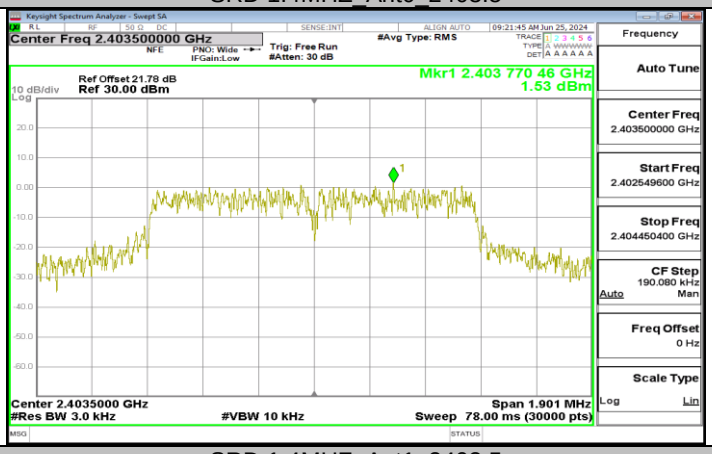

SRD 1.4MHZ_Ant1_2403.5

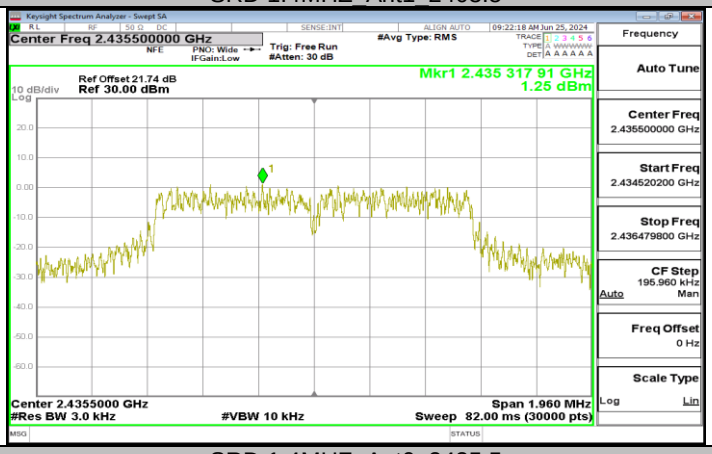

SRD 1.4MHZ_Ant0_2435.5

This report shall not be reproduced except in full, without the written approval of UL Verification Services (Guangzhou) Co., Ltd, Song Shan Lake Branch.