Test Mode:	SRD 20MHz	Frequency(MHz):	5839.5
Polarity:	Horizontal	Test Voltage:	DC 7.2 V

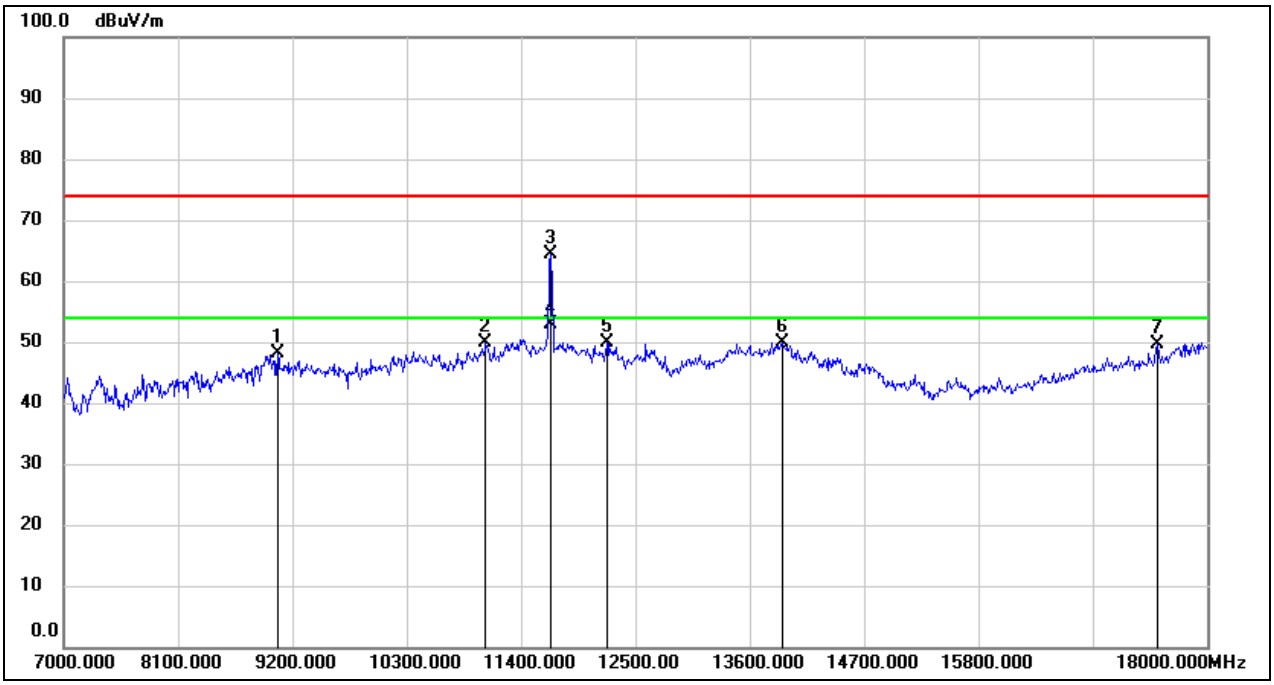

No.	Frequency (MHz)	Reading (dBuV)	Correct (dB/m)	Result (dBuV/m)	Limit (dBuV/m)	Margin (dB)	Remark
1	9057.000	36.77	11.35	48.12	74.00	-25.88	peak
2	11059.000	34.75	15.02	49.77	74.00	-24.23	peak
3	11686.000	47.14	17.25	64.39	74.00	-9.61	peak
4	11686.000	35.55	17.25	52.80	54.00	-1.20	AVG
5	12225.000	31.22	18.63	49.85	74.00	-24.15	peak
6	13908.000	27.47	22.49	49.96	74.00	-24.04	peak
7	17516.000	26.14	23.52	49.66	74.00	-24.34	peak

This report shall not be reproduced except in full, without the written approval of UL Verification Services (Guangzhou) Co., Ltd, Song Shan Lake Branch.

Test Mode:	SRD 20MHz	Frequency(MHz):	5839.5
Polarity:	Vertical	Test Voltage:	DC 7.2 V

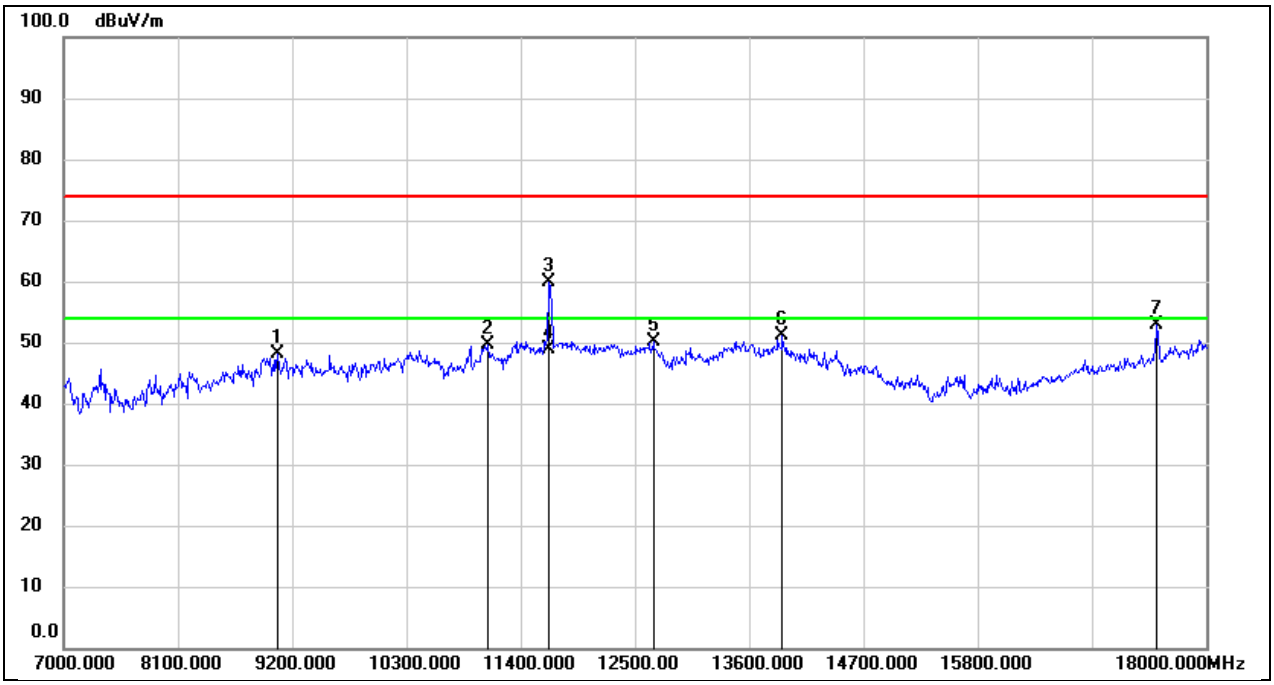

No.	Frequency (MHz)	Reading (dBuV)	Correct (dB/m)	Result (dBuV/m)	Limit (dBuV/m)	Margin (dB)	Remark
1	9057.000	36.72	11.35	48.07	74.00	-25.93	peak
2	11081.000	34.54	15.08	49.62	74.00	-24.38	peak
3	11675.000	42.62	17.22	59.84	74.00	-14.16	peak
4	11675.000	31.68	17.22	48.90	54.00	-5.10	AVG
5	12676.000	31.62	18.50	50.12	74.00	-23.88	peak
6	13919.000	28.60	22.49	51.09	74.00	-22.91	peak
7*	17527.000	29.45	23.55	53.00	68.20	-15.20	peak

This report shall not be reproduced except in full, without the written approval of UL Verification Services (Guangzhou) Co., Ltd, Song Shan Lake Branch.

Test Mode:	SRD 40MHz	Frequency(MHz):	5745.5
Polarity:	Horizontal	Test Voltage:	DC 7.2 V

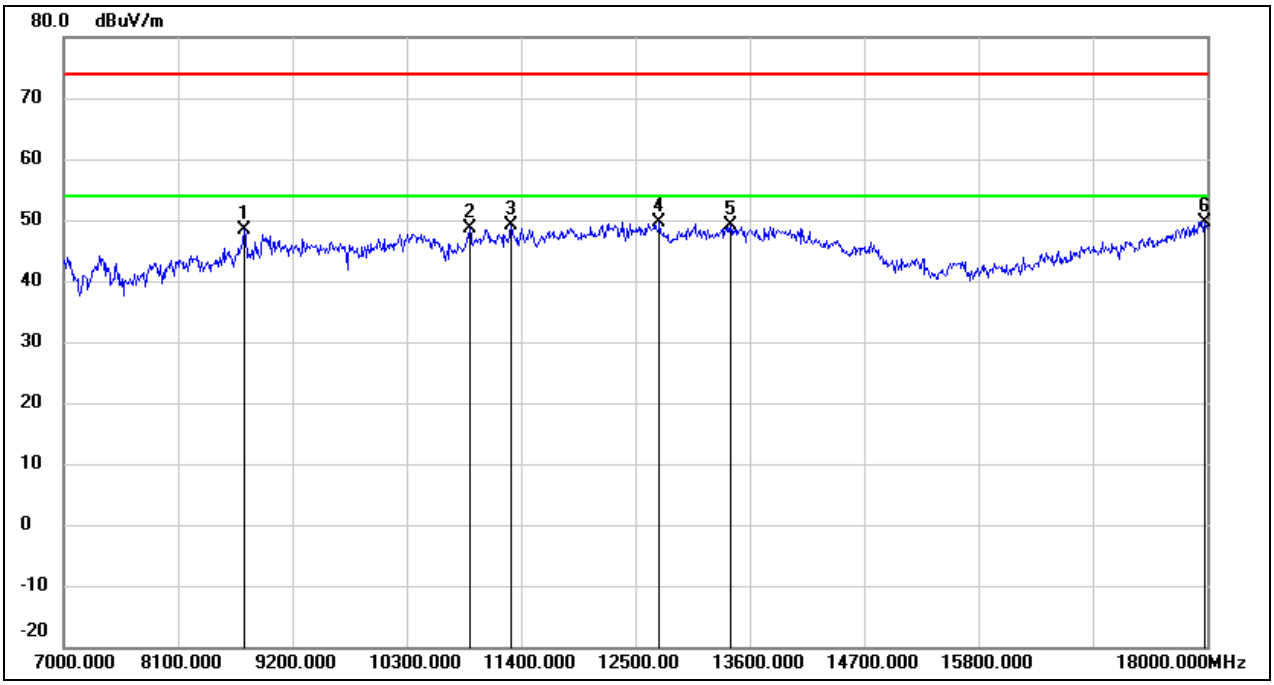

No.	Frequency (MHz)	Reading (dBuV)	Correct (dB/m)	Result (dBuV/m)	Limit (dBuV/m)	Margin (dB)	Remark
1	8738.000	39.53	8.95	48.48	74.00	-25.52	peak
2	10905.000	34.25	14.39	48.64	74.00	-25.36	peak
3	11301.000	33.13	15.96	49.09	74.00	-24.91	peak
4	12731.000	30.93	18.65	49.58	74.00	-24.42	peak
5	13413.000	27.94	21.16	49.10	74.00	-24.90	peak
6	17978.000	22.81	26.88	49.69	74.00	-24.31	peak

This report shall not be reproduced except in full, without the written approval of UL Verification Services (Guangzhou) Co., Ltd, Song Shan Lake Branch.

Test Mode:	SRD 40MHz	Frequency(MHz):	5745.5
Polarity:	Vertical	Test Voltage:	DC 7.2 V

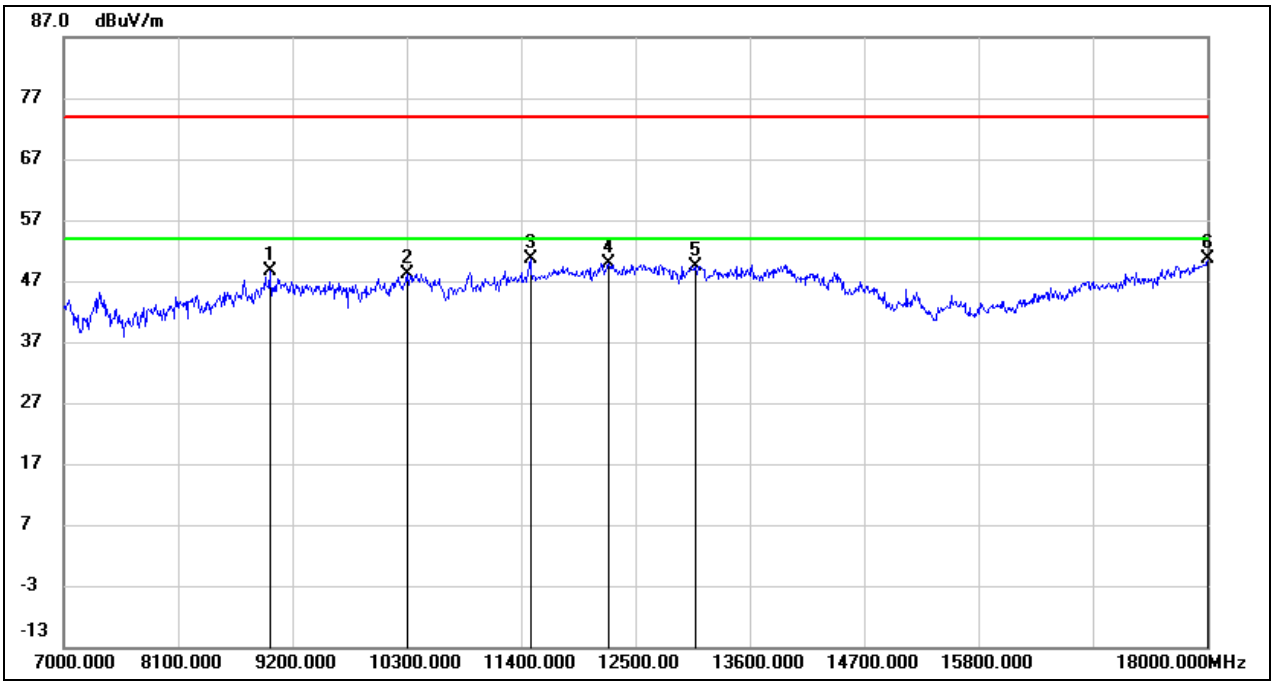

No.	Frequency (MHz)	Reading (dBuV)	Correct (dB/m)	Result (dBuV/m)	Limit (dBuV/m)	Margin (dB)	Remark
1	8980.000	37.04	11.57	48.61	74.00	-25.39	peak
2	10300.000	35.41	12.78	48.19	74.00	-25.81	peak
3	11488.000	33.79	16.84	50.63	74.00	-23.37	peak
4	12247.000	31.25	18.68	49.93	74.00	-24.07	peak
5	13072.000	30.07	19.43	49.50	74.00	-24.50	peak
6	18000.000	23.58	26.97	50.55	74.00	-23.45	peak

This report shall not be reproduced except in full, without the written approval of UL Verification Services (Guangzhou) Co., Ltd, Song Shan Lake Branch.

Test Mode:	SRD 40MHz	Frequency(MHz):	5787.5
Polarity:	Horizontal	Test Voltage:	DC 7.2 V

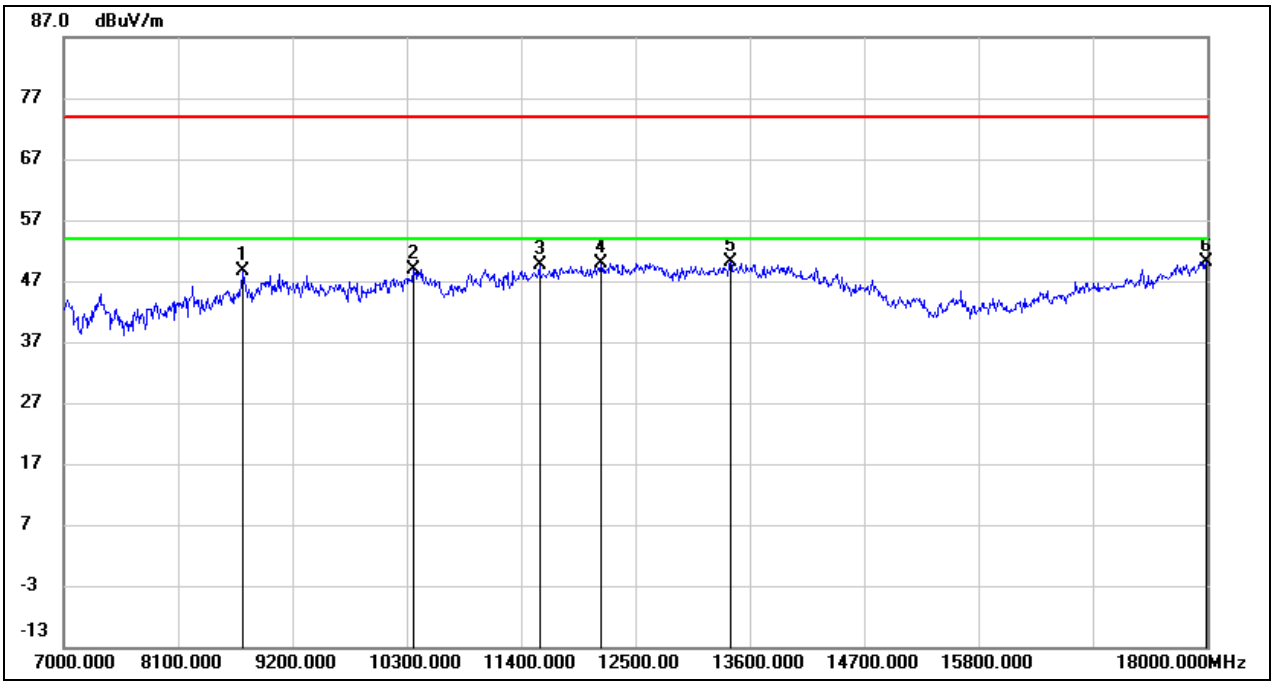

No.	Frequency (MHz)	Reading (dBuV)	Correct (dB/m)	Result (dBuV/m)	Limit (dBuV/m)	Margin (dB)	Remark
1	8727.000	39.67	8.96	48.63	74.00	-25.37	peak
2	10366.000	35.91	13.08	48.99	74.00	-25.01	peak
3	11576.000	32.63	16.99	49.62	74.00	-24.38	peak
4	12170.000	31.29	18.58	49.87	74.00	-24.13	peak
5	13413.000	29.03	21.16	50.19	74.00	-23.81	peak
6	17989.000	23.26	26.92	50.18	74.00	-23.82	peak

This report shall not be reproduced except in full, without the written approval of UL Verification Services (Guangzhou) Co., Ltd, Song Shan Lake Branch.

Test Mode:	SRD 40MHz	Frequency(MHz):	5787.5
Polarity:	Vertical	Test Voltage:	DC 7.2 V

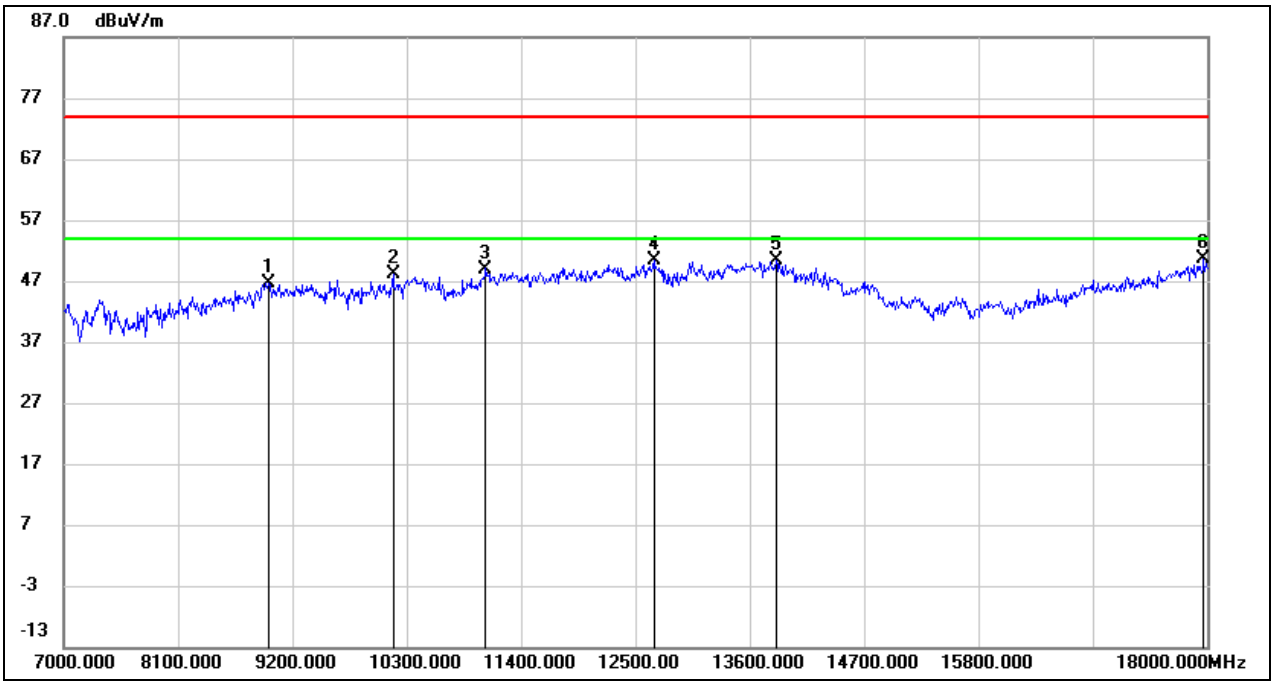

No.	Frequency (MHz)	Reading (dBuV)	Correct (dB/m)	Result (dBuV/m)	Limit (dBuV/m)	Margin (dB)	Remark
1	8969.000	35.26	11.40	46.66	74.00	-27.34	peak
2	10168.000	35.77	12.32	48.09	74.00	-25.91	peak
3	11059.000	33.98	15.02	49.00	74.00	-25.00	peak
4	12676.000	31.93	18.50	50.43	74.00	-23.57	peak
5	13853.000	28.02	22.46	50.48	74.00	-23.52	peak
6	17967.000	23.76	26.83	50.59	74.00	-23.41	peak

This report shall not be reproduced except in full, without the written approval of UL Verification Services (Guangzhou) Co., Ltd, Song Shan Lake Branch.

Test Mode:	SRD 40MHz	Frequency(MHz):	5829.5
Polarity:	Horizontal	Test Voltage:	DC 7.2 V

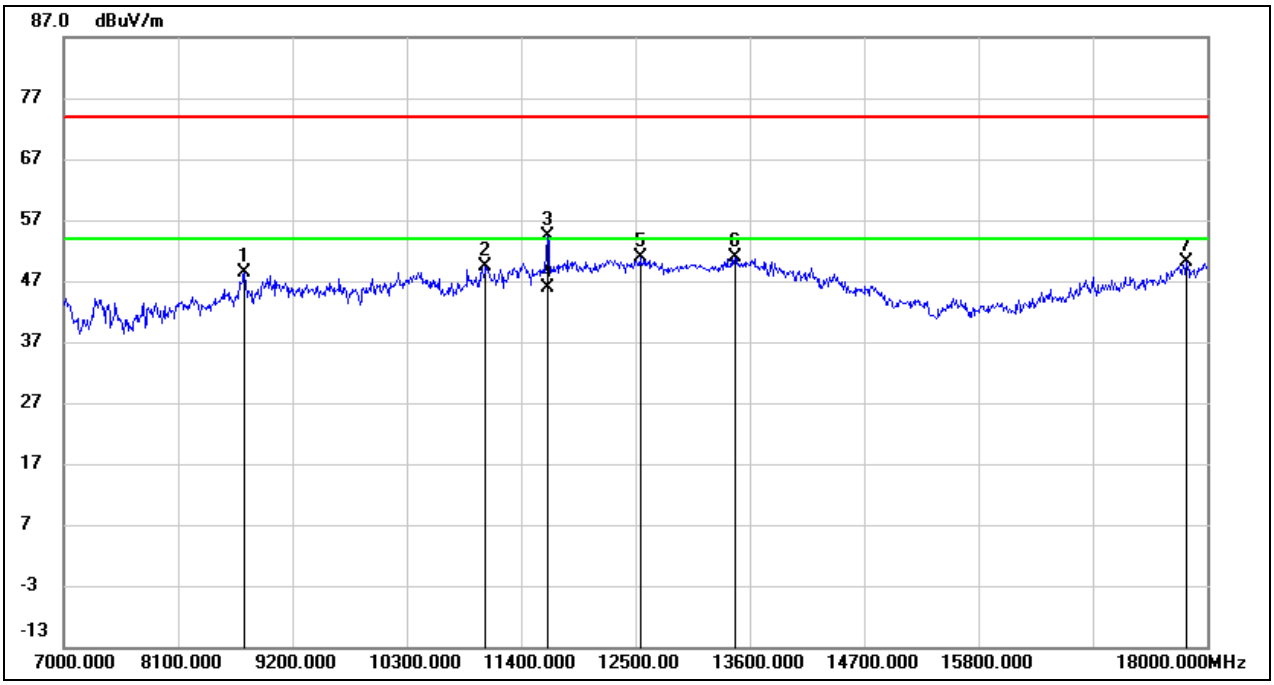

No.	Frequency (MHz)	Reading (dBuV)	Correct (dB/m)	Result (dBuV/m)	Limit (dBuV/m)	Margin (dB)	Remark
1	8738.000	39.42	8.95	48.37	74.00	-25.63	peak
2	11059.000	34.35	15.02	49.37	74.00	-24.63	peak
3	11653.000	37.19	17.16	54.35	74.00	-19.65	peak
4	11653.000	28.64	17.16	45.80	54.00	-8.20	AVG
5	12544.000	32.31	18.46	50.77	74.00	-23.23	peak
6	13457.000	29.61	21.29	50.90	74.00	-23.10	peak
7	17802.000	24.08	26.13	50.21	74.00	-23.79	peak

This report shall not be reproduced except in full, without the written approval of UL Verification Services (Guangzhou) Co., Ltd, Song Shan Lake Branch.

Test Mode:	SRD 40MHz	Frequency(MHz):	5829.5
Polarity:	Vertical	Test Voltage:	DC 7.2 V

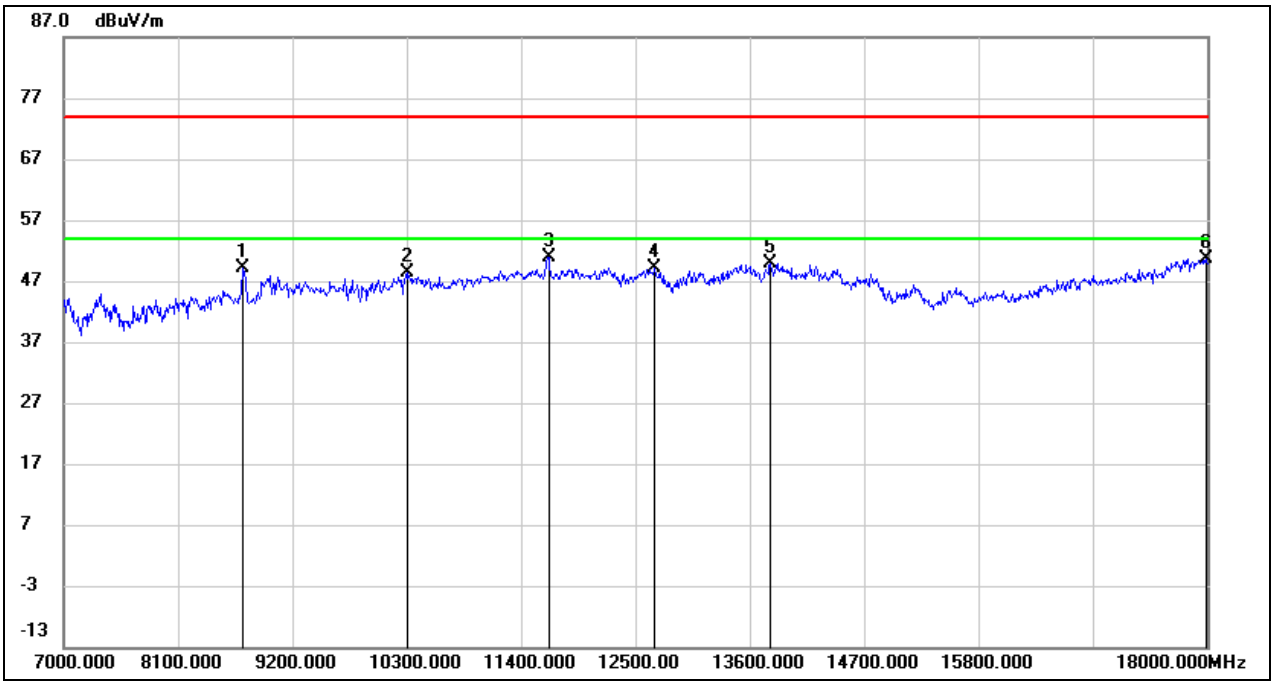

No.	Frequency (MHz)	Reading (dBuV)	Correct (dB/m)	Result (dBuV/m)	Limit (dBuV/m)	Margin (dB)	Remark
1	8716.000	40.22	8.98	49.20	74.00	-24.80	peak
2	10300.000	35.71	12.78	48.49	74.00	-25.51	peak
3	11664.000	33.75	17.19	50.94	74.00	-23.06	peak
4	12687.000	30.58	18.53	49.11	74.00	-24.89	peak
5	13798.000	27.49	22.41	49.90	74.00	-24.10	peak
6	17989.000	23.73	26.92	50.65	74.00	-23.35	peak

This report shall not be reproduced except in full, without the written approval of UL Verification Services (Guangzhou) Co., Ltd, Song Shan Lake Branch.

Test Mode:	SRD 60MHz	Frequency(MHz):	5755.5
Polarity:	Horizontal	Test Voltage:	DC 7.2 V

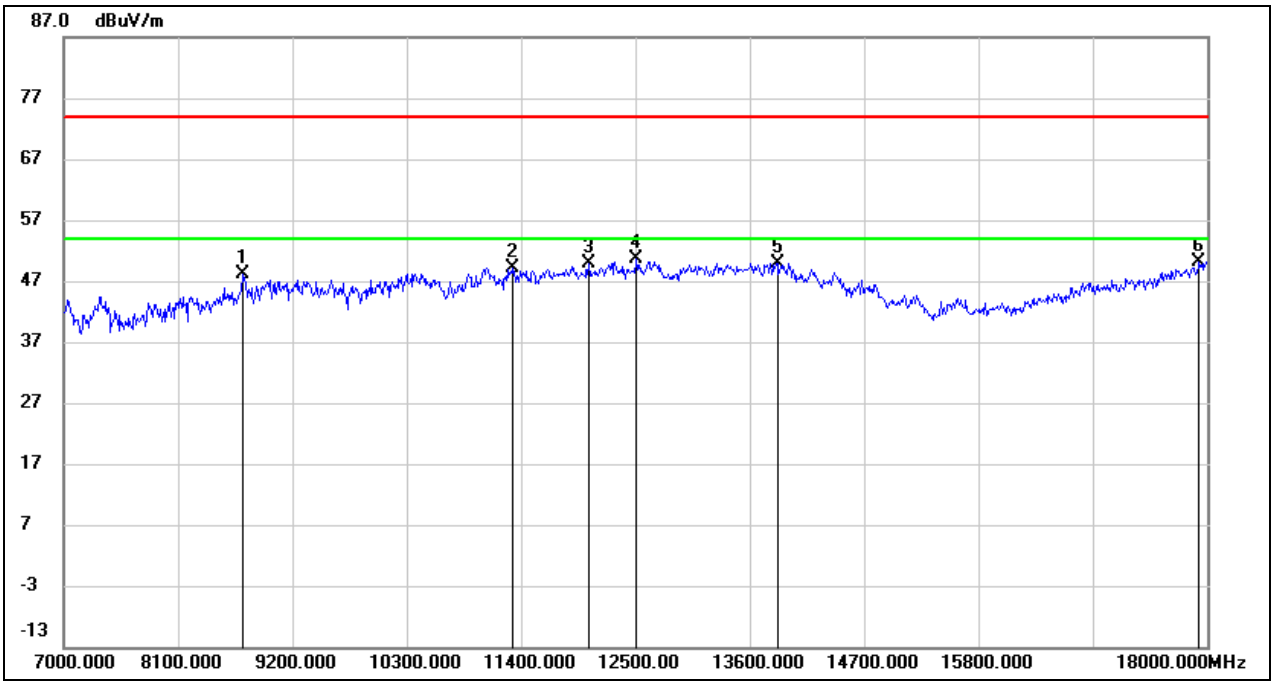

No.	Frequency (MHz)	Reading (dBuV)	Correct (dB/m)	Result (dBuV/m)	Limit (dBuV/m)	Margin (dB)	Remark
1	8716.000	39.25	8.98	48.23	74.00	-25.77	peak
2	11312.000	33.12	16.03	49.15	74.00	-24.85	peak
3	12049.000	31.39	18.60	49.99	74.00	-24.01	peak
4	12511.000	32.02	18.54	50.56	74.00	-23.44	peak
5	13864.000	27.49	22.45	49.94	74.00	-24.06	peak
6	17923.000	23.54	26.64	50.18	74.00	-23.82	peak

This report shall not be reproduced except in full, without the written approval of UL Verification Services (Guangzhou) Co., Ltd, Song Shan Lake Branch.

Test Mode:	SRD 60MHz	Frequency(MHz):	5755.5
Polarity:	Vertical	Test Voltage:	DC 7.2 V

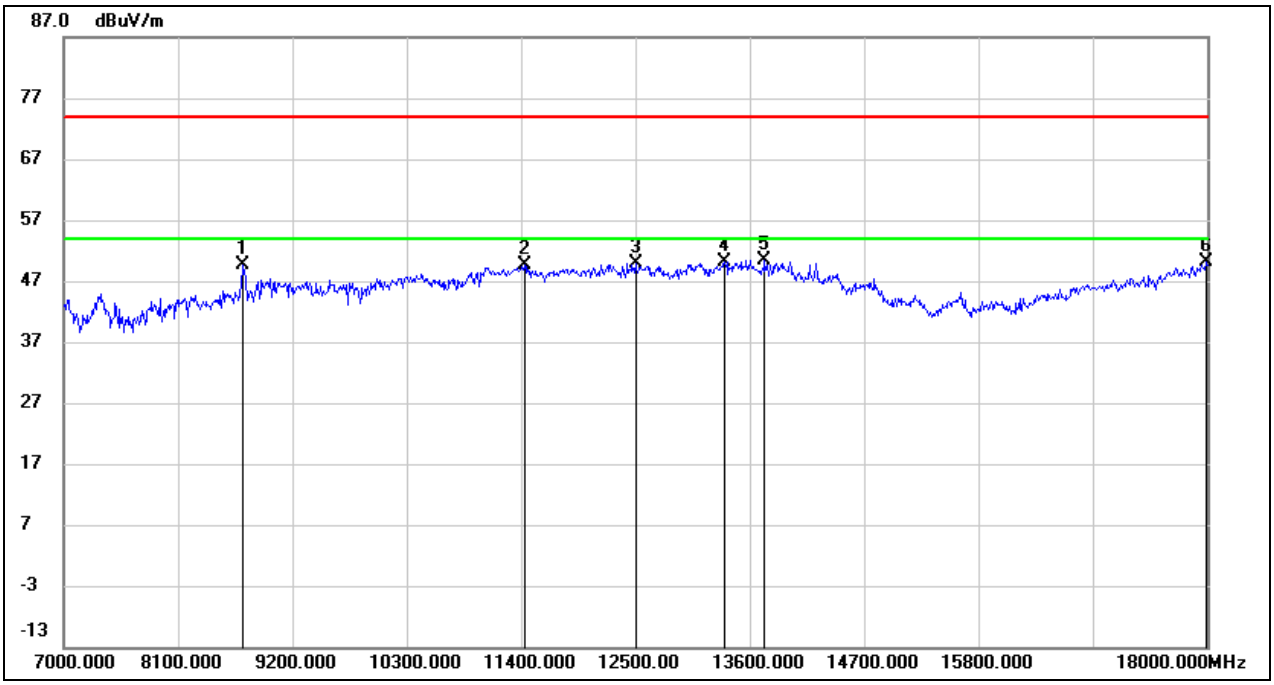

No.	Frequency (MHz)	Reading (dBuV)	Correct (dB/m)	Result (dBuV/m)	Limit (dBuV/m)	Margin (dB)	Remark
1	8727.000	40.74	8.96	49.70	74.00	-24.30	peak
2	11433.000	32.84	16.68	49.52	74.00	-24.48	peak
3	12500.000	31.41	18.56	49.97	74.00	-24.03	peak
4	13358.000	29.31	20.89	50.20	74.00	-23.80	peak
5	13743.000	28.28	22.13	50.41	74.00	-23.59	peak
6	17989.000	23.10	26.92	50.02	74.00	-23.98	peak

This report shall not be reproduced except in full, without the written approval of UL Verification Services (Guangzhou) Co., Ltd, Song Shan Lake Branch.

Test Mode:	SRD 60MHz	Frequency(MHz):	5787.5
Polarity:	Horizontal	Test Voltage:	DC 7.2 V

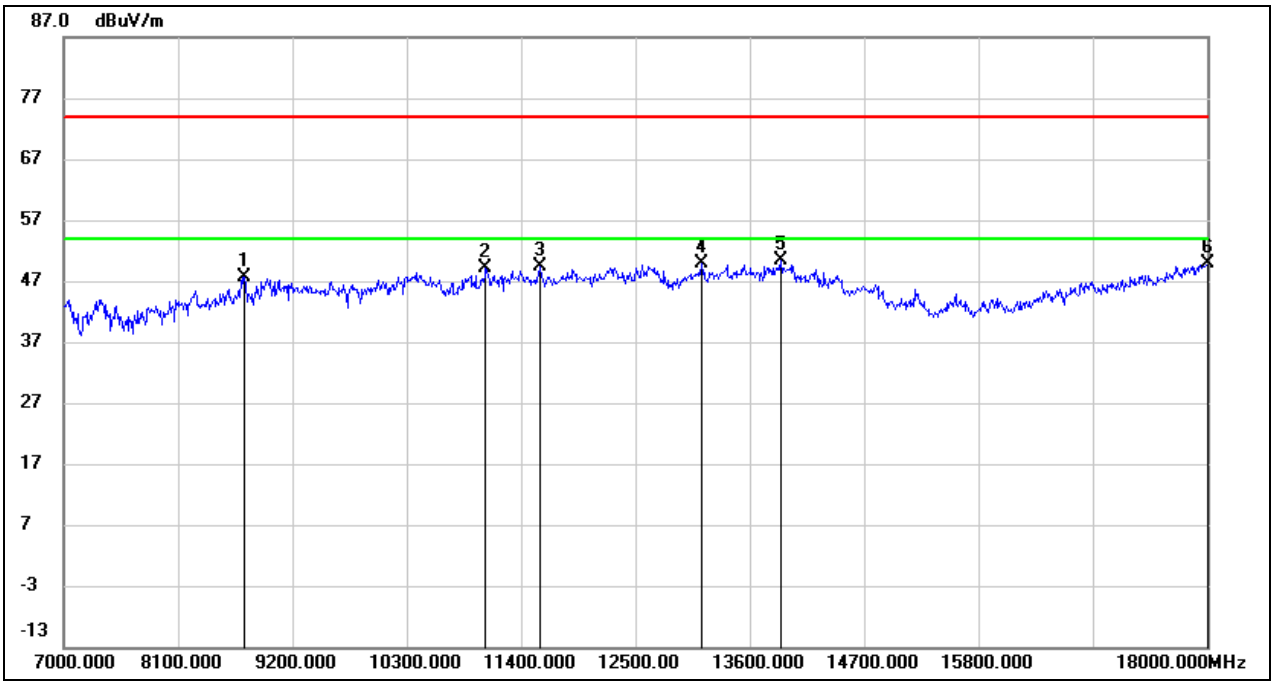

No.	Frequency (MHz)	Reading (dBuV)	Correct (dB/m)	Result (dBuV/m)	Limit (dBuV/m)	Margin (dB)	Remark
1	8738.000	38.71	8.95	47.66	74.00	-26.34	peak
2	11059.000	34.15	15.02	49.17	74.00	-24.83	peak
3	11587.000	32.44	17.00	49.44	74.00	-24.56	peak
4	13138.000	30.03	19.73	49.76	74.00	-24.24	peak
5	13897.000	27.97	22.47	50.44	74.00	-23.56	peak
6	18000.000	22.88	26.97	49.85	74.00	-24.15	peak

This report shall not be reproduced except in full, without the written approval of UL Verification Services (Guangzhou) Co., Ltd, Song Shan Lake Branch.

Test Mode:	SRD 60MHz	Frequency(MHz):	5787.5
Polarity:	Vertical	Test Voltage:	DC 7.2 V

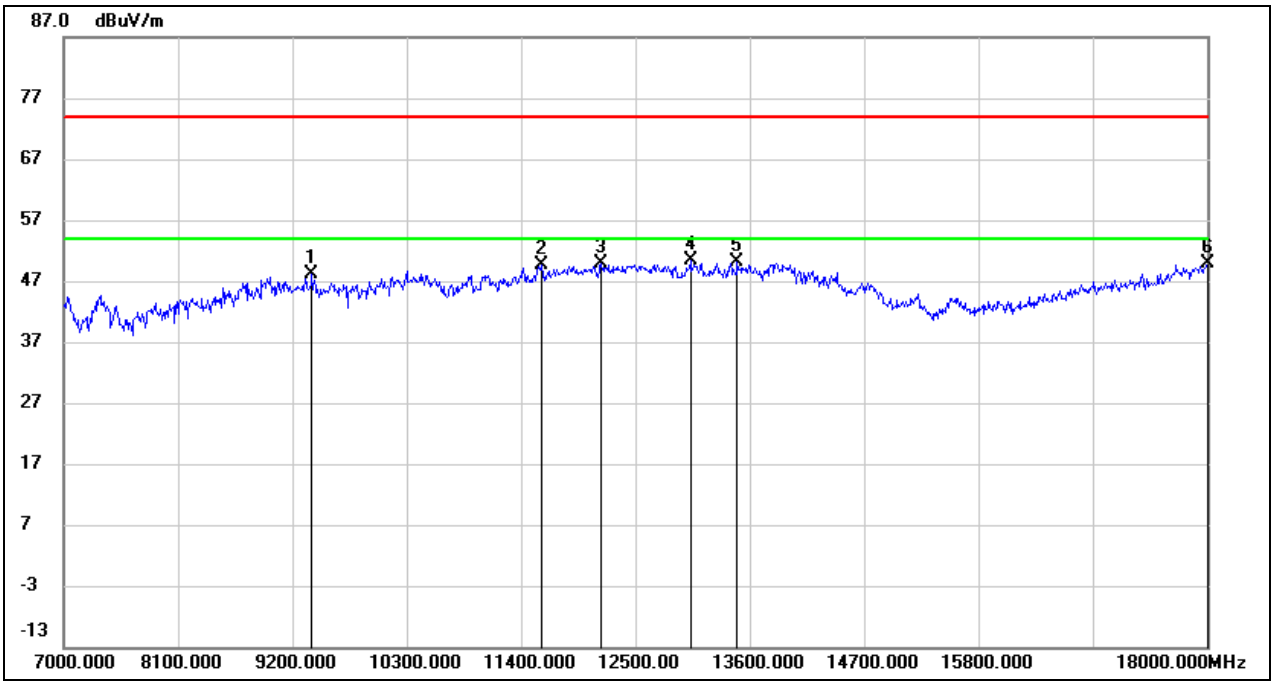

No.	Frequency (MHz)	Reading (dBuV)	Correct (dB/m)	Result (dBuV/m)	Limit (dBuV/m)	Margin (dB)	Remark
1	9387.000	37.43	10.63	48.06	74.00	-25.94	peak
2	11598.000	32.61	17.02	49.63	74.00	-24.37	peak
3	12170.000	31.39	18.58	49.97	74.00	-24.03	peak
4	13028.000	31.24	19.23	50.47	74.00	-23.53	peak
5	13479.000	28.73	21.34	50.07	74.00	-23.93	peak
6	18000.000	22.89	26.97	49.86	74.00	-24.14	peak

This report shall not be reproduced except in full, without the written approval of UL Verification Services (Guangzhou) Co., Ltd, Song Shan Lake Branch.

Test Mode:	SRD 60MHz	Frequency(MHz):	5819.5
Polarity:	Horizontal	Test Voltage:	DC 7.2 V

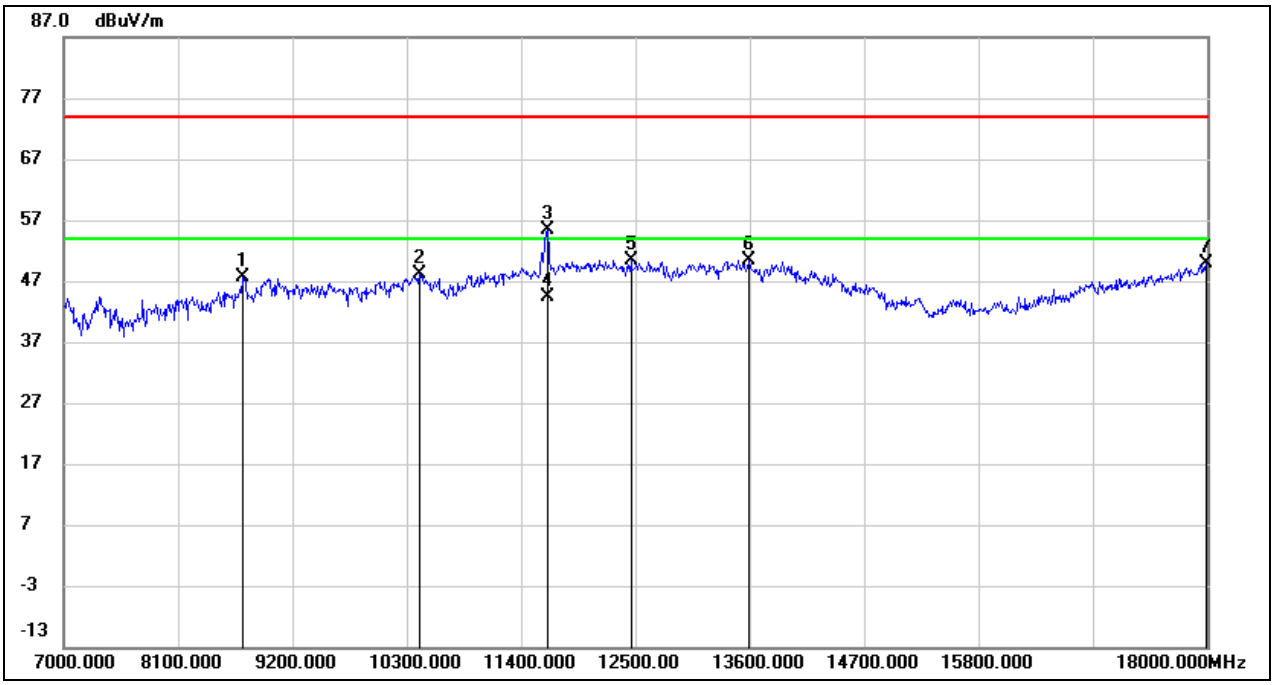

No.	Frequency (MHz)	Reading (dBuV)	Correct (dB/m)	Result (dBuV/m)	Limit (dBuV/m)	Margin (dB)	Remark
1	8727.000	38.77	8.96	47.73	74.00	-26.27	peak
2	10421.000	34.84	13.29	48.13	74.00	-25.87	peak
3	11653.000	38.20	17.16	55.36	74.00	-18.64	peak
4	11653.000	27.14	17.16	44.30	54.00	-9.70	AVG
5	12456.000	31.71	18.75	50.46	74.00	-23.54	peak
6	13589.000	28.91	21.41	50.32	74.00	-23.68	peak
7	17989.000	23.06	26.92	49.98	74.00	-24.02	peak

This report shall not be reproduced except in full, without the written approval of UL Verification Services (Guangzhou) Co., Ltd, Song Shan Lake Branch.

Test Mode:	SRD 60MHz	Frequency(MHz):	5819.5
Polarity:	Vertical	Test Voltage:	DC 7.2 V

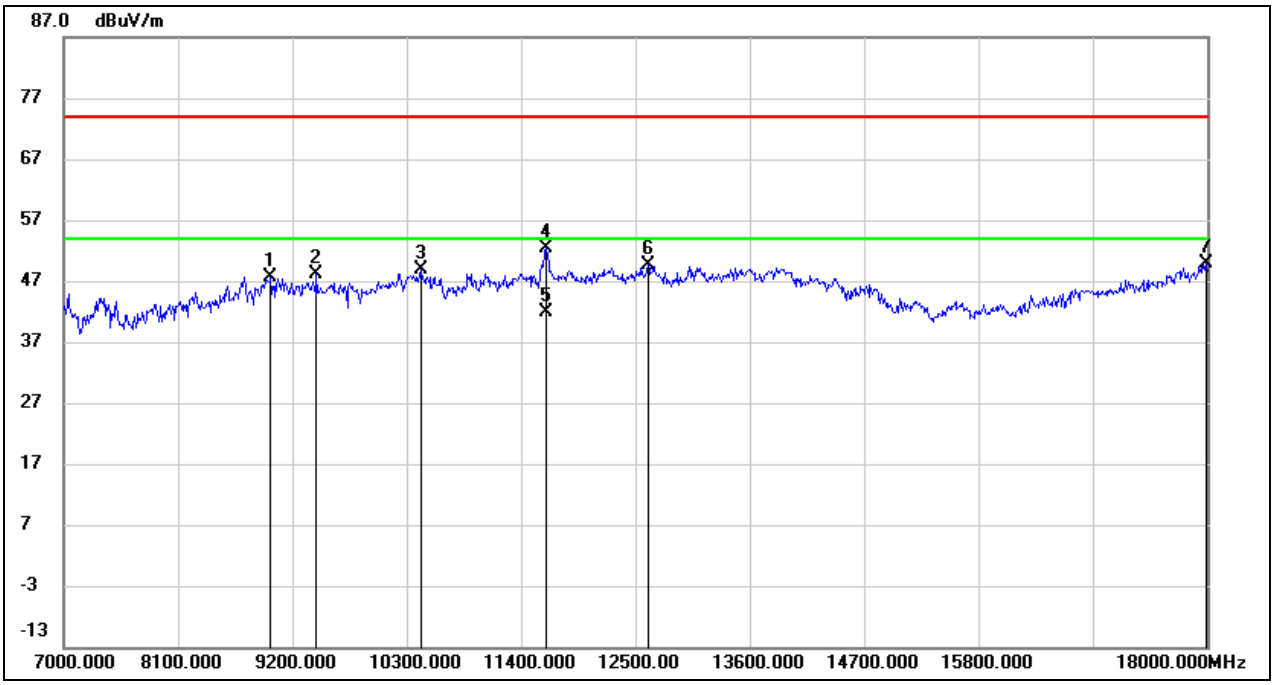

No.	Frequency (MHz)	Reading (dBuV)	Correct (dB/m)	Result (dBuV/m)	Limit (dBuV/m)	Margin (dB)	Remark
1	8991.000	35.94	11.73	47.67	74.00	-26.33	peak
2	9431.000	37.29	10.73	48.02	74.00	-25.98	peak
3	10432.000	35.47	13.31	48.78	74.00	-25.22	peak
4	11642.000	35.30	17.13	52.43	74.00	-21.57	peak
5	11642.000	24.67	17.13	41.80	54.00	-12.20	AVG
6	12621.000	31.20	18.38	49.58	74.00	-24.42	peak
7	17989.000	22.91	26.92	49.83	74.00	-24.17	peak

This report shall not be reproduced except in full, without the written approval of UL Verification Services (Guangzhou) Co., Ltd, Song Shan Lake Branch.

Test Mode:	SRD 80MHz	Frequency(MHz):	5765.5
Polarity:	Horizontal	Test Voltage:	DC 7.2 V

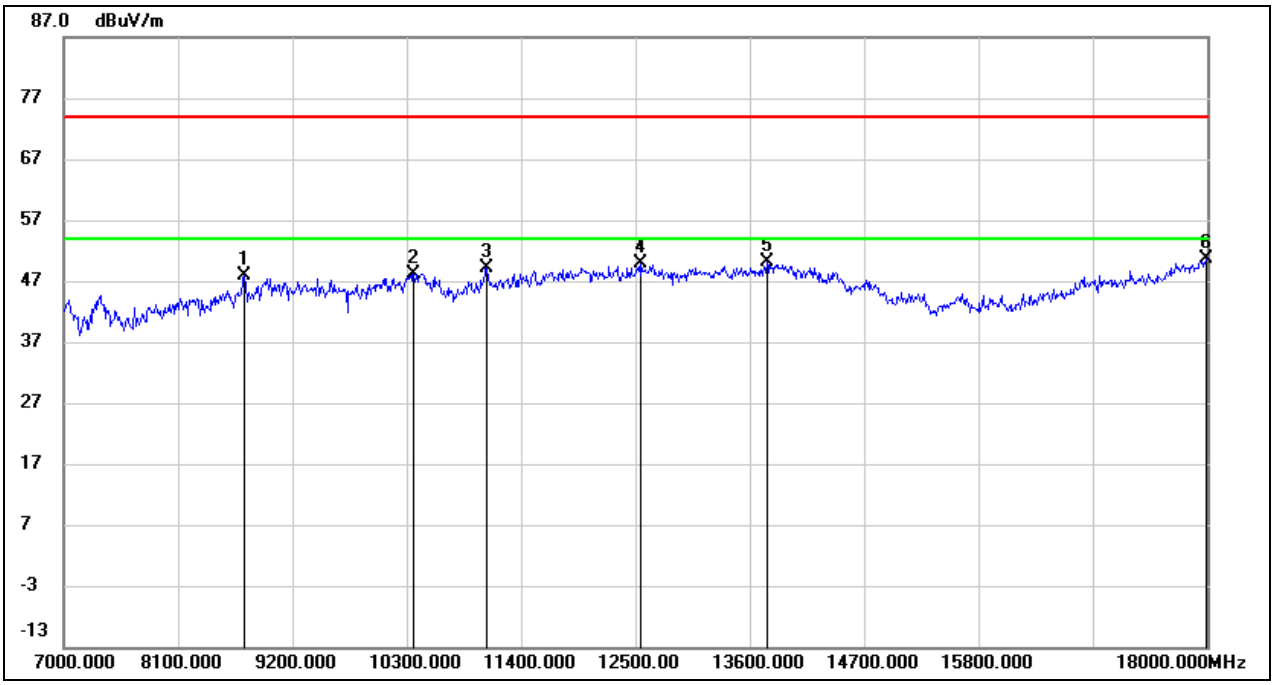

No.	Frequency (MHz)	Reading (dBuV)	Correct (dB/m)	Result (dBuV/m)	Limit (dBuV/m)	Margin (dB)	Remark
1	8738.000	38.92	8.95	47.87	74.00	-26.13	peak
2	10366.000	35.16	13.08	48.24	74.00	-25.76	peak
3	11070.000	34.08	15.04	49.12	74.00	-24.88	peak
4	12555.000	31.37	18.43	49.80	74.00	-24.20	peak
5	13765.000	27.87	22.24	50.11	74.00	-23.89	peak
6	17989.000	23.78	26.92	50.70	74.00	-23.30	peak

This report shall not be reproduced except in full, without the written approval of UL Verification Services (Guangzhou) Co., Ltd, Song Shan Lake Branch.

Test Mode:	SRD 80MHz	Frequency(MHz):	5765.5
Polarity:	Vertical	Test Voltage:	DC 7.2 V

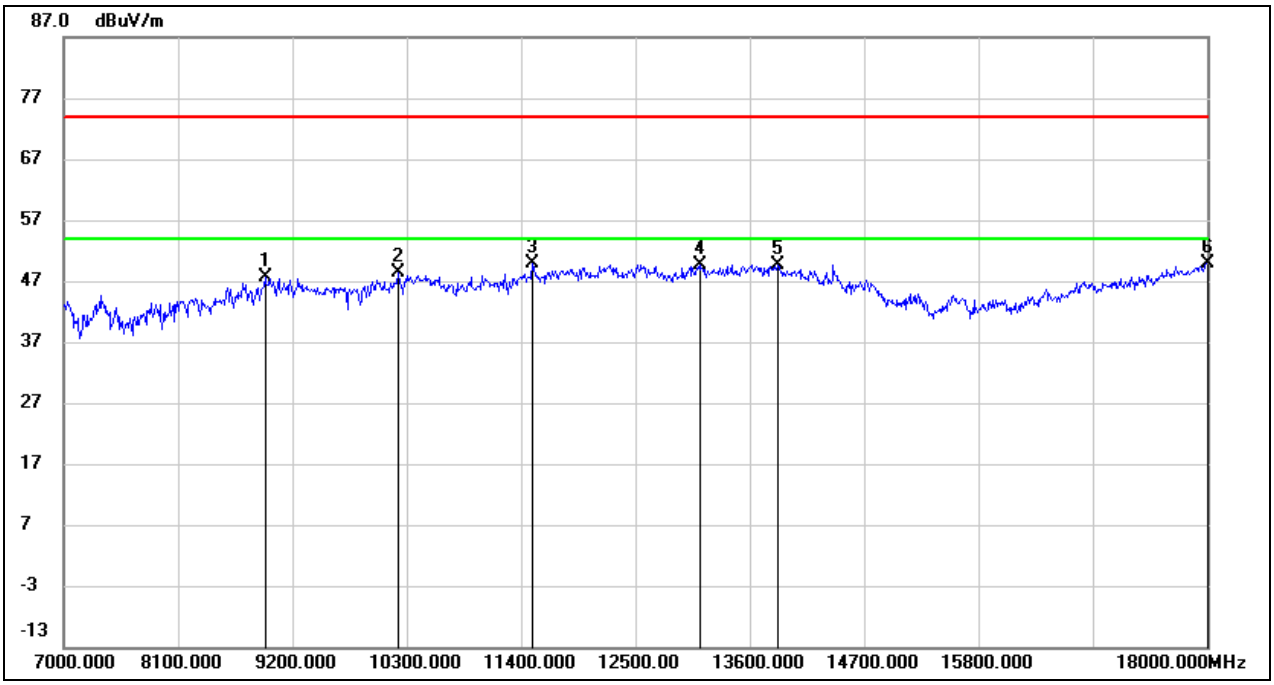

No.	Frequency (MHz)	Reading (dBuV)	Correct (dB/m)	Result (dBuV/m)	Limit (dBuV/m)	Margin (dB)	Remark
1	8936.000	36.61	10.91	47.52	74.00	-26.48	peak
2	10212.000	36.07	12.39	48.46	74.00	-25.54	peak
3	11510.000	33.02	16.90	49.92	74.00	-24.08	peak
4	13116.000	30.00	19.64	49.64	74.00	-24.36	peak
5	13875.000	27.22	22.46	49.68	74.00	-24.32	peak
6	18000.000	22.88	26.97	49.85	74.00	-24.15	peak

This report shall not be reproduced except in full, without the written approval of UL Verification Services (Guangzhou) Co., Ltd, Song Shan Lake Branch.

Test Mode:	SRD 80MHz	Frequency(MHz):	5787.5
Polarity:	Horizontal	Test Voltage:	DC 7.2 V

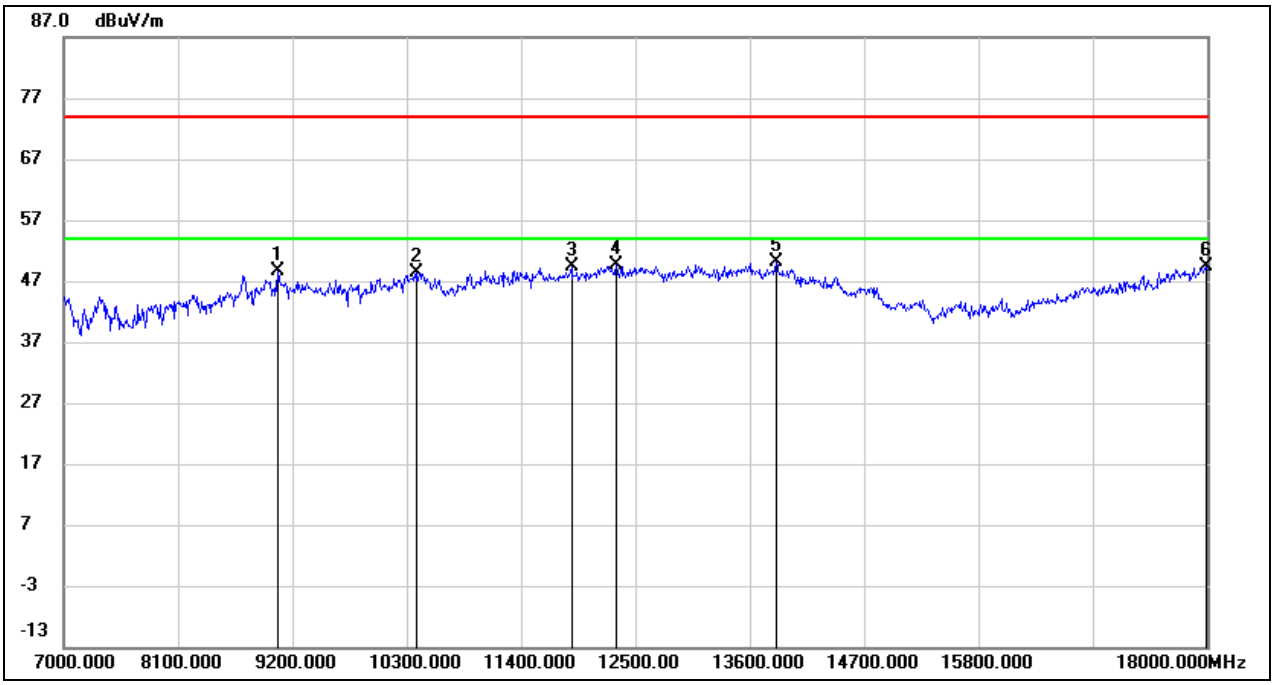

No.	Frequency (MHz)	Reading (dBuV)	Correct (dB/m)	Result (dBuV/m)	Limit (dBuV/m)	Margin (dB)	Remark
1	9057.000	37.32	11.35	48.67	74.00	-25.33	peak
2	10399.000	35.05	13.23	48.28	74.00	-25.72	peak
3	11884.000	31.30	18.00	49.30	74.00	-24.70	peak
4	12313.000	30.84	18.81	49.65	74.00	-24.35	peak
5	13853.000	27.55	22.46	50.01	74.00	-23.99	peak
6	17989.000	22.51	26.92	49.43	74.00	-24.57	peak

This report shall not be reproduced except in full, without the written approval of UL Verification Services (Guangzhou) Co., Ltd, Song Shan Lake Branch.

Test Mode:	SRD 80MHz	Frequency(MHz):	5787.5
Polarity:	Vertical	Test Voltage:	DC 7.2 V

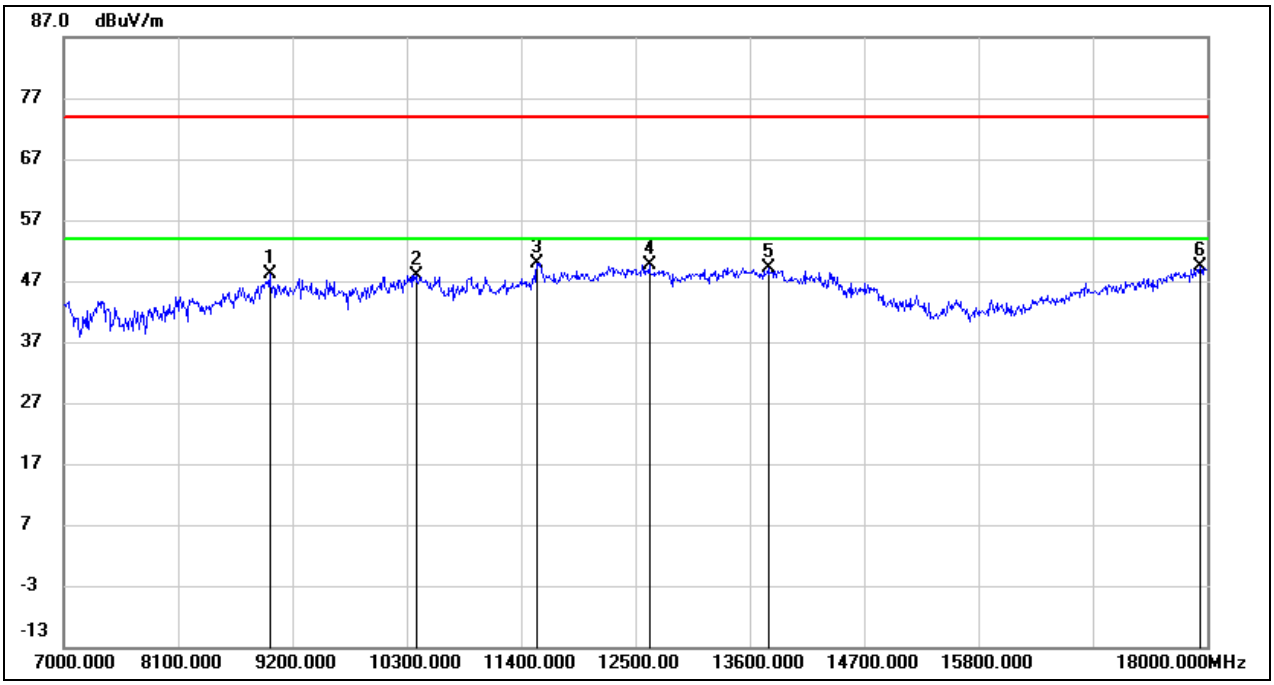

No.	Frequency (MHz)	Reading (dBuV)	Correct (dB/m)	Result (dBuV/m)	Limit (dBuV/m)	Margin (dB)	Remark
1	8980.000	36.57	11.57	48.14	74.00	-25.86	peak
2	10388.000	34.75	13.18	47.93	74.00	-26.07	peak
3	11554.000	33.02	16.95	49.97	74.00	-24.03	peak
4	12632.000	31.29	18.40	49.69	74.00	-24.31	peak
5	13776.000	26.93	22.30	49.23	74.00	-24.77	peak
6	17934.000	22.71	26.69	49.40	74.00	-24.60	peak

This report shall not be reproduced except in full, without the written approval of UL Verification Services (Guangzhou) Co., Ltd, Song Shan Lake Branch.

Test Mode:	SRD 80MHz	Frequency(MHz):	5809.5
Polarity:	Horizontal	Test Voltage:	DC 7.2 V

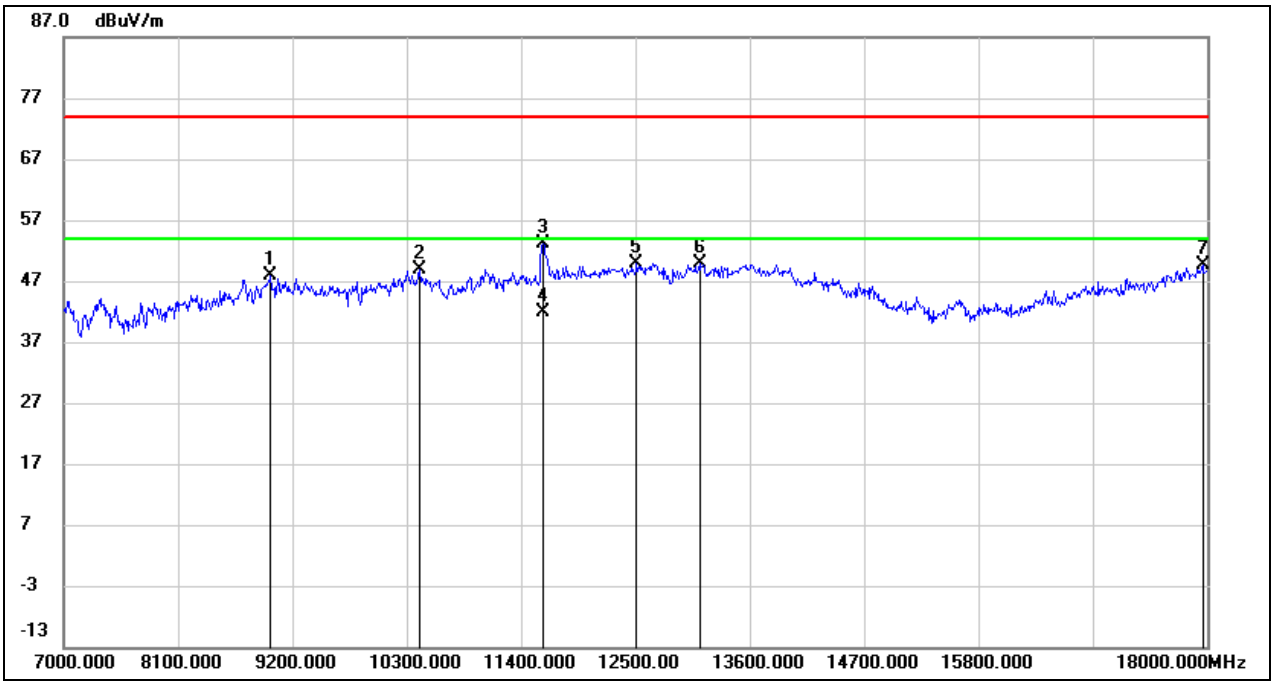

No.	Frequency (MHz)	Reading (dBuV)	Correct (dB/m)	Result (dBuV/m)	Limit (dBuV/m)	Margin (dB)	Remark
1	8991.000	36.08	11.73	47.81	74.00	-26.19	peak
2	10421.000	35.66	13.29	48.95	74.00	-25.05	peak
3	11609.000	36.06	17.05	53.11	74.00	-20.89	peak
4	11609.000	24.85	17.05	41.90	54.00	-12.10	AVG
5	12511.000	31.23	18.54	49.77	74.00	-24.23	peak
6	13116.000	30.15	19.64	49.79	74.00	-24.21	peak
7	17956.000	22.74	26.78	49.52	74.00	-24.48	peak

This report shall not be reproduced except in full, without the written approval of UL Verification Services (Guangzhou) Co., Ltd, Song Shan Lake Branch.

Test Mode:	SRD 80MHz	Frequency(MHz):	5809.5
Polarity:	Vertical	Test Voltage:	DC 7.2 V

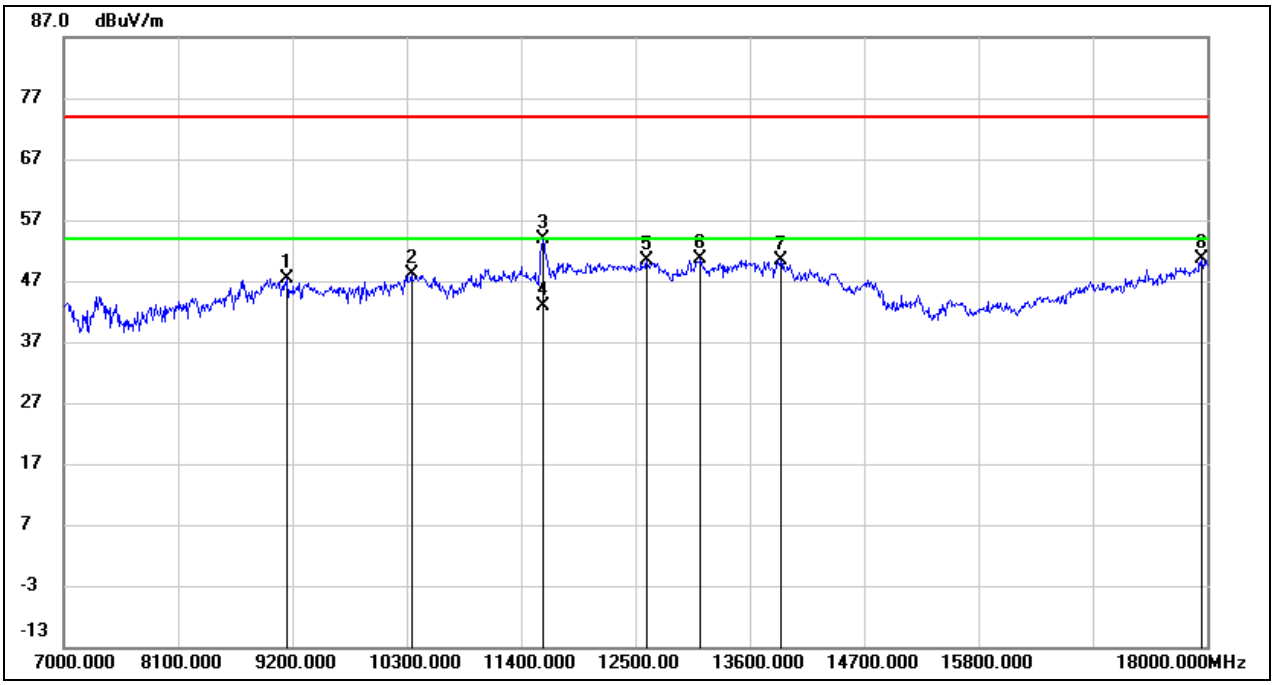

No.	Frequency (MHz)	Reading (dBuV)	Correct (dB/m)	Result (dBuV/m)	Limit (dBuV/m)	Margin (dB)	Remark
1	9145.000	36.79	10.54	47.33	74.00	-26.67	peak
2	10344.000	35.10	12.98	48.08	74.00	-25.92	peak
3	11609.000	36.78	17.05	53.83	74.00	-20.17	peak
4	11609.000	25.75	17.05	42.80	54.00	-11.20	AVG
5	12610.000	32.07	18.34	50.41	74.00	-23.59	peak
6	13127.000	30.87	19.68	50.55	74.00	-23.45	peak
7	13897.000	27.99	22.47	50.46	74.00	-23.54	peak
8	17945.000	23.91	26.74	50.65	74.00	-23.35	peak

This report shall not be reproduced except in full, without the written approval of UL Verification Services (Guangzhou) Co., Ltd, Song Shan Lake Branch.

8.4. SPURIOUS EMISSIONS(9 KHZ~30 MHZ)

Test Mode:	SRD 1.4MHz	Frequency(MHz):	5728.5
Polarity:	Horizontal	Test Voltage:	DC 7.2 V

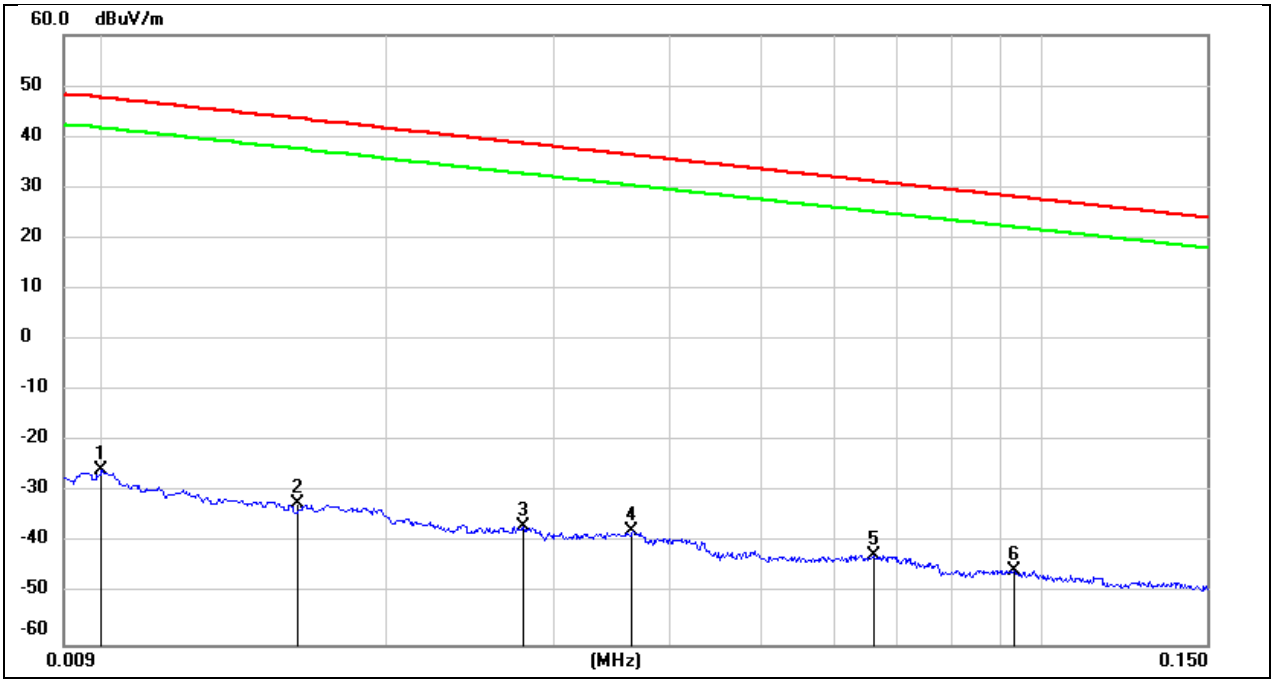

No.	Frequency (MHz)	Reading (dBuV)	Correct (dB/m)	Result (dBuV/m)	Limit (dBuV/m)	Margin (dB)	Remark
1	0.0100	75.72	-101.40	-25.68	47.60	-73.28	peak
2	0.0160	68.97	-101.37	-32.40	43.52	-75.92	peak
3	0.0279	64.67	-101.38	-36.71	38.69	-75.40	peak
4	0.0364	63.69	-101.42	-37.73	36.38	-74.11	peak
5	0.0661	59.14	-101.55	-42.41	31.20	-73.61	peak
6	0.0932	56.29	-101.74	-45.45	28.21	-73.66	peak

This report shall not be reproduced except in full, without the written approval of UL Verification Services (Guangzhou) Co., Ltd, Song Shan Lake Branch.

Test Mode:	SRD 1.4MHz	Frequency(MHz):	5728.5
Polarity:	Horizontal	Test Voltage:	DC 7.2 V

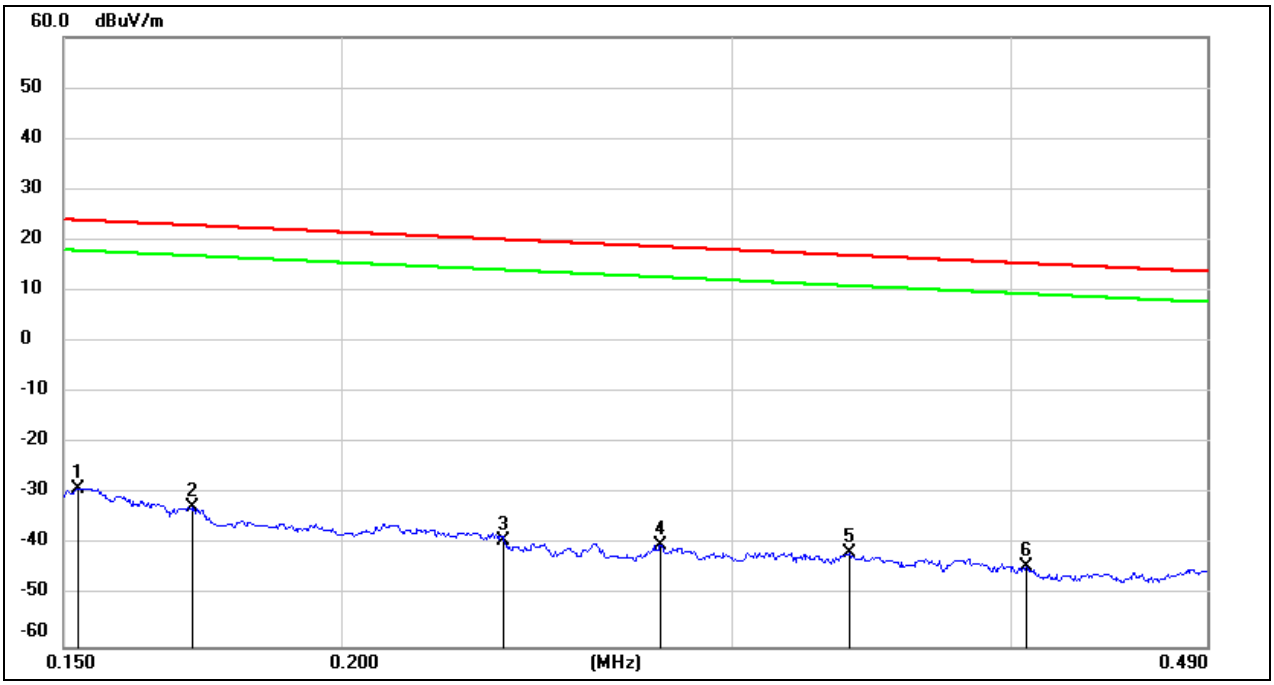

No.	Frequency (MHz)	Reading (dBuV)	Correct (dB/m)	Result (dBuV/m)	Limit (dBuV/m)	Margin (dB)	Remark
1	0.1524	72.80	-101.63	-28.83	23.94	-52.77	peak
2	0.1715	69.11	-101.67	-32.56	22.92	-55.48	peak
3	0.2366	62.78	-101.78	-39.00	20.12	-59.12	peak
4	0.2785	61.71	-101.83	-40.12	18.70	-58.82	peak
5	0.3382	60.23	-101.90	-41.67	17.02	-58.69	peak
6	0.4062	57.64	-101.96	-44.32	15.43	-59.75	peak

This report shall not be reproduced except in full, without the written approval of UL Verification Services (Guangzhou) Co., Ltd, Song Shan Lake Branch.

Test Mode:	SRD 1.4MHz	Frequency(MHz):	5728.5
Polarity:	Horizontal	Test Voltage:	DC 7.2 V

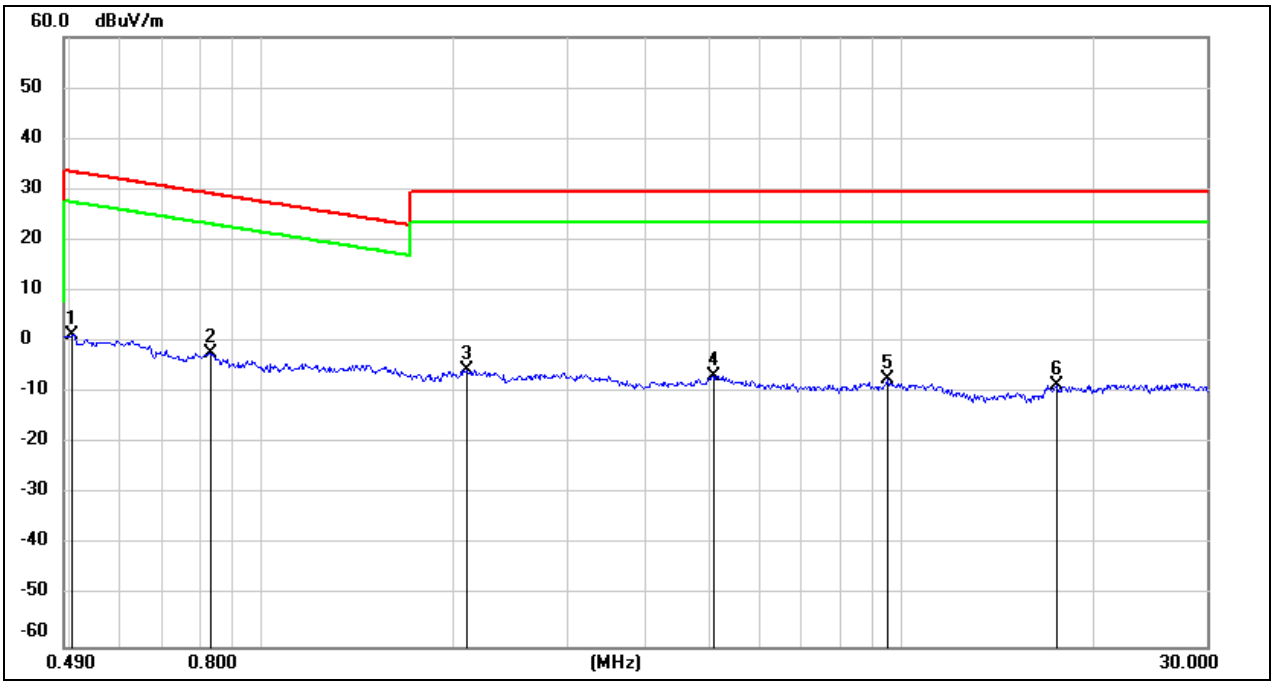

No.	Frequency (MHz)	Reading (dBuV)	Correct (dB/m)	Result (dBuV/m)	Limit (dBuV/m)	Margin (dB)	Remark
1	0.5039	63.43	-62.07	1.36	33.56	-32.20	peak
2	0.8296	59.94	-62.17	-2.23	29.23	-31.46	peak
3	2.0939	56.39	-61.79	-5.40	29.54	-34.94	peak
4	5.0719	54.83	-61.48	-6.65	29.54	-36.19	peak
5	9.4905	53.44	-60.87	-7.43	29.54	-36.97	peak
6	17.5167	52.40	-60.92	-8.52	29.54	-38.06	peak

This report shall not be reproduced except in full, without the written approval of UL Verification Services (Guangzhou) Co., Ltd, Song Shan Lake Branch.

8.5. SPURIOUS EMISSIONS(18 GHZ~26 GHZ)

Test Mode:	SRD 1.4MHz	Frequency(MHz):	5728.5
Polarity:	Horizontal	Test Voltage:	DC 7.2 V

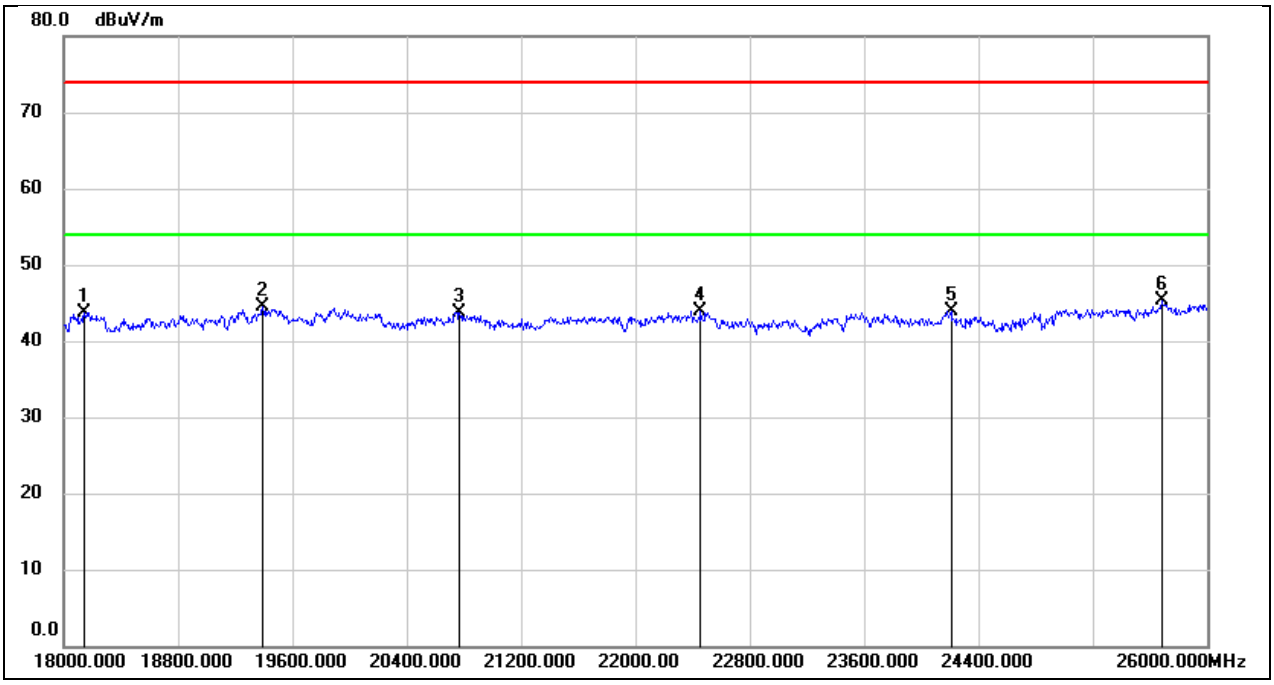

No.	Frequency (MHz)	Reading (dBuV)	Correct (dB/m)	Result (dBuV/m)	Limit (dBuV/m)	Margin (dB)	Remark
1	18144.000	49.27	-5.48	43.79	74.00	-30.21	peak
2	19392.000	50.12	-5.57	44.55	74.00	-29.45	peak
3	20768.000	48.81	-5.10	43.71	74.00	-30.29	peak
4	22456.000	47.78	-3.94	43.84	74.00	-30.16	peak
5	24208.000	46.71	-2.81	43.90	74.00	-30.10	peak
6	25680.000	46.21	-0.93	45.28	74.00	-28.72	peak

This report shall not be reproduced except in full, without the written approval of UL Verification Services (Guangzhou) Co., Ltd, Song Shan Lake Branch.

Test Mode:	SRD 1.4MHz	Frequency(MHz):	5728.5
Polarity:	Vertical	Test Voltage:	DC 7.2 V

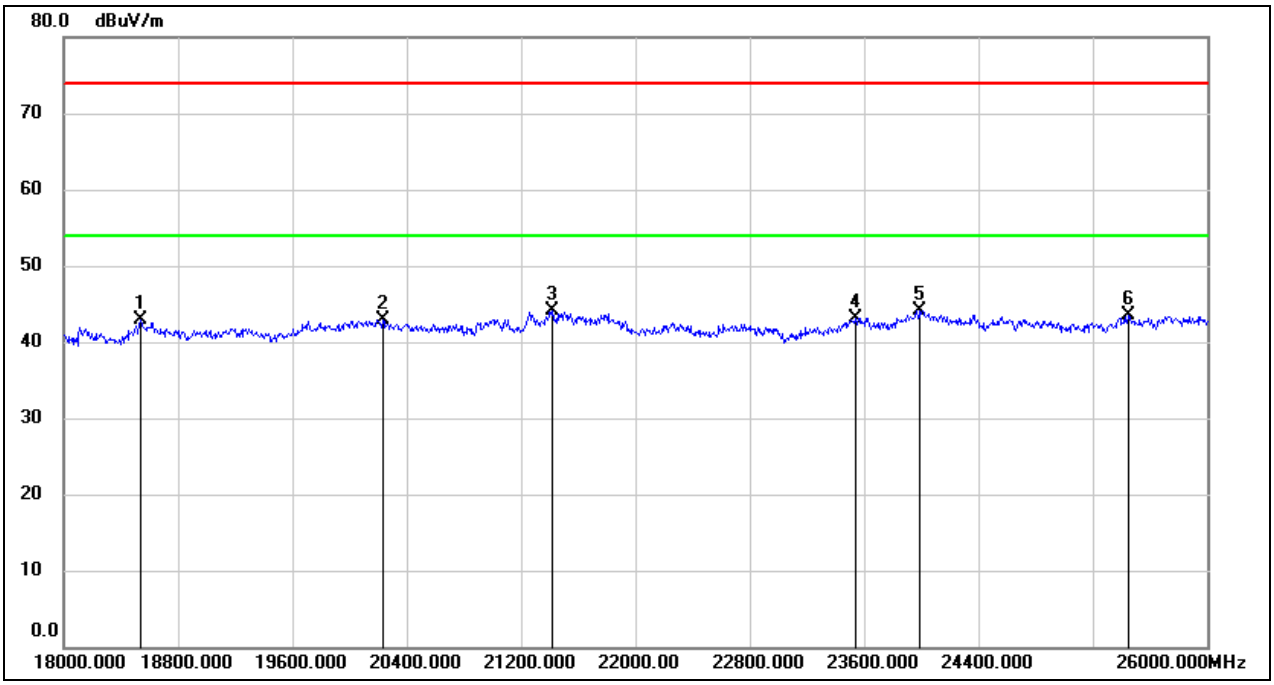

No.	Frequency (MHz)	Reading (dBuV)	Correct (dB/m)	Result (dBuV/m)	Limit (dBuV/m)	Margin (dB)	Remark
1	18536.000	48.10	-5.27	42.83	74.00	-31.17	peak
2	20232.000	48.42	-5.60	42.82	74.00	-31.18	peak
3	21416.000	48.73	-4.72	44.01	74.00	-29.99	peak
4	23536.000	46.34	-3.15	43.19	74.00	-30.81	peak
5	23992.000	46.86	-2.76	44.10	74.00	-29.90	peak
6	25448.000	45.24	-1.76	43.48	74.00	-30.52	peak

This report shall not be reproduced except in full, without the written approval of UL Verification Services (Guangzhou) Co., Ltd, Song Shan Lake Branch.

8.6. SPURIOUS EMISSIONS(26 GHZ~40 GHZ)

Test Mode:	SRD 1.4MHz	Frequency(MHz):	5728.5
Polarity:	Horizontal	Test Voltage:	DC 7.2 V

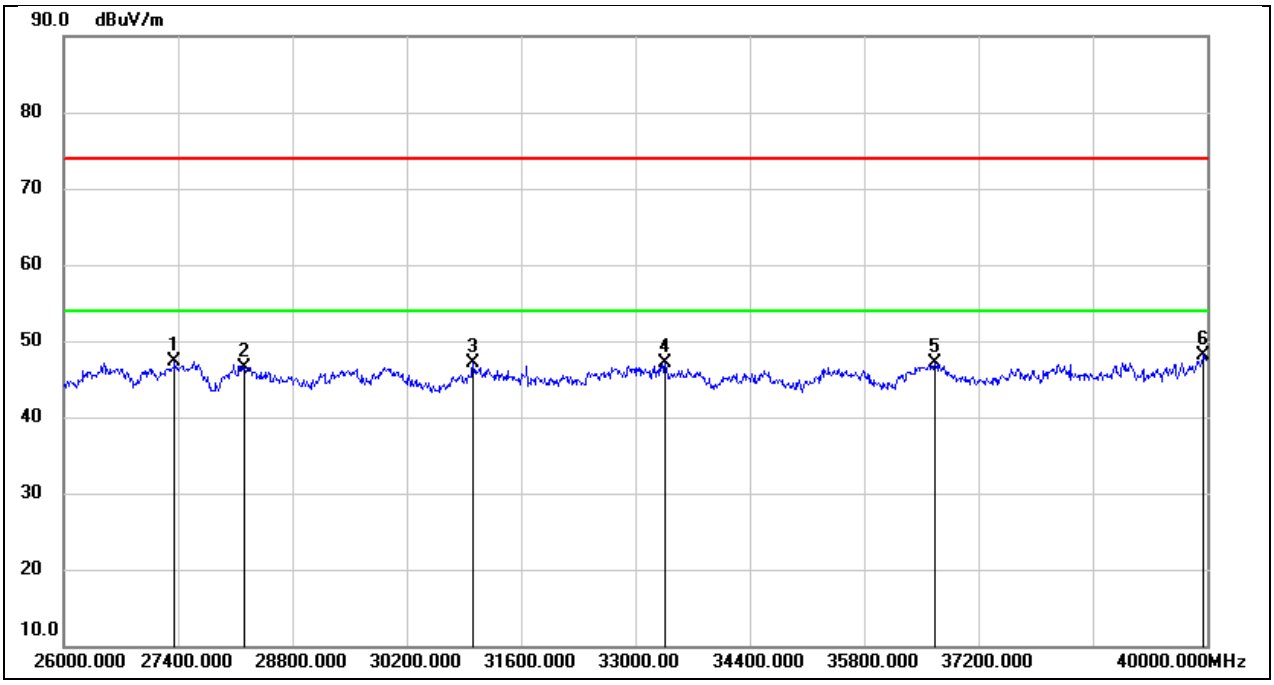

No.	Frequency (MHz)	Reading (dBuV)	Correct (dB/m)	Result (dBuV/m)	Limit (dBuV/m)	Margin (dB)	Remark
1	27358.000	51.23	-3.95	47.28	74.00	-26.72	peak
2	28212.000	49.12	-2.64	46.48	74.00	-27.52	peak
3	31012.000	47.83	-0.71	47.12	74.00	-26.88	peak
4	33364.000	47.05	0.01	47.06	74.00	-26.94	peak
5	36668.000	43.88	3.17	47.05	74.00	-26.95	peak
6	39958.000	43.08	5.12	48.20	74.00	-25.80	peak

This report shall not be reproduced except in full, without the written approval of UL Verification Services (Guangzhou) Co., Ltd, Song Shan Lake Branch.

Test Mode:	SRD 1.4MHz	Frequency(MHz):	5728.5
Polarity:	Vertical	Test Voltage:	DC 7.2 V

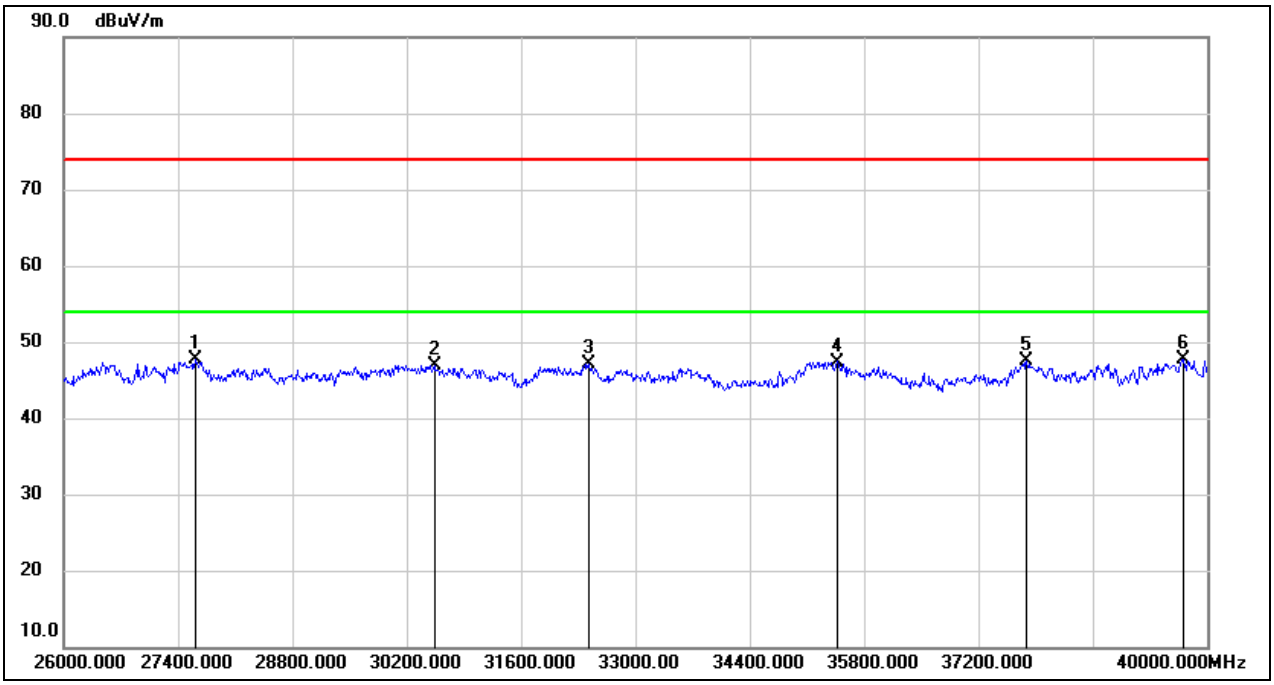

No.	Frequency (MHz)	Reading (dBuV)	Correct (dB/m)	Result (dBuV/m)	Limit (dBuV/m)	Margin (dB)	Remark
1	27610.000	51.12	-3.47	47.65	74.00	-26.35	peak
2	30536.000	47.91	-0.93	46.98	74.00	-27.02	peak
3	32426.000	48.50	-1.41	47.09	74.00	-26.91	peak
4	35464.000	44.85	2.55	47.40	74.00	-26.60	peak
5	37788.000	43.93	3.61	47.54	74.00	-26.46	peak
6	39706.000	42.83	4.84	47.67	74.00	-26.33	peak

This report shall not be reproduced except in full, without the written approval of UL Verification Services (Guangzhou) Co., Ltd, Song Shan Lake Branch.

8.7. SPURIOUS EMISSIONS(30 MHZ~1 GHZ)

Test Mode:	SRD 1.4MHz	Frequency(MHz):	5728.5
Polarity:	Horizontal	Test Voltage:	DC 7.2 V

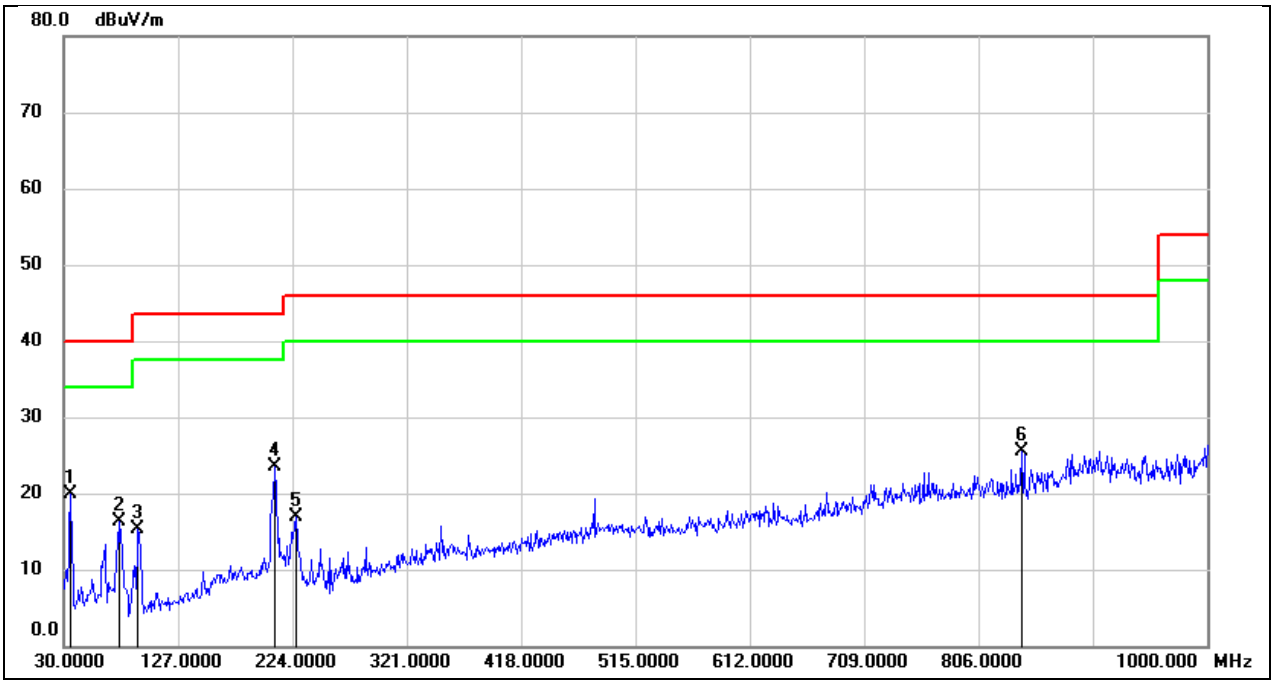

No.	Frequency (MHz)	Reading (dBuV)	Correct (dB/m)	Result (dBuV/m)	Limit (dBuV/m)	Margin (dB)	Remark
1	35.8200	34.18	-14.30	19.88	40.00	-20.12	QP
2	76.5600	32.41	-16.03	16.38	40.00	-23.62	QP
3	93.0500	32.23	-17.01	15.22	43.50	-28.28	QP
4	208.4800	36.07	-12.48	23.59	43.50	-19.91	QP
5	226.9100	30.24	-13.38	16.86	46.00	-29.14	QP
6	842.8600	28.06	-2.65	25.41	46.00	-20.59	QP

This report shall not be reproduced except in full, without the written approval of UL Verification Services (Guangzhou) Co., Ltd, Song Shan Lake Branch.

Test Mode:	SRD 1.4MHz	Frequency(MHz):	5728.5
Polarity:	Vertical	Test Voltage:	DC 7.2 V

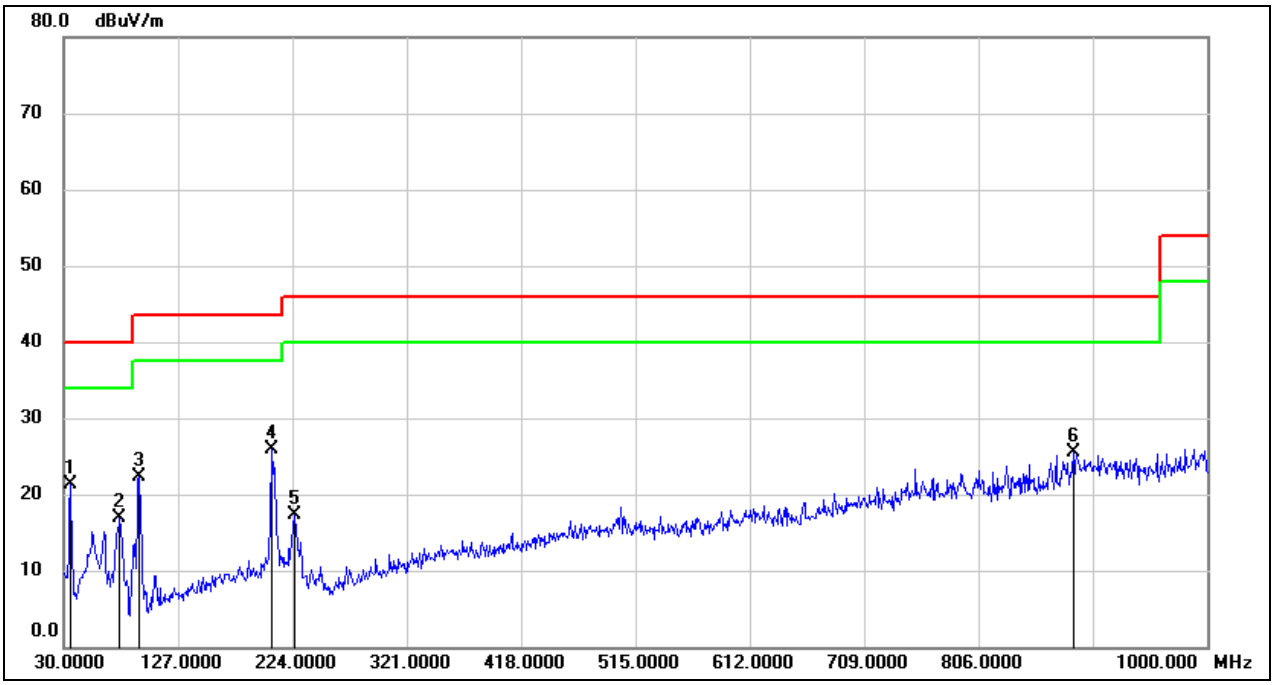

No.	Frequency (MHz)	Reading (dBuV)	Correct (dB/m)	Result (dBuV/m)	Limit (dBuV/m)	Margin (dB)	Remark
1	35.8200	35.66	-14.30	21.36	40.00	-18.64	QP
2	77.5300	33.04	-16.11	16.93	40.00	-23.07	QP
3	94.0199	39.28	-16.95	22.33	43.50	-21.17	QP
4	206.5399	38.41	-12.41	26.00	43.50	-17.50	QP
5	225.9400	30.58	-13.34	17.24	46.00	-28.76	QP
6	886.5100	27.15	-1.69	25.46	46.00	-20.54	QP

This report shall not be reproduced except in full, without the written approval of UL Verification Services (Guangzhou) Co., Ltd, Song Shan Lake Branch.

8.8. SPURIOUS EMISSIONS FOR SIMULTANEOUS TRANSMISSION

SPURIOUS EMISSIONS (SRD 5.8G 1.4M MODE LOW CHANNEL&WIFI 2.4G b MODE HIGH CHANNEL&BT GFSK LOW CHANNEL, WORST-CASE CONFIGURATION, HORIZONTAL)

1-7 GHz

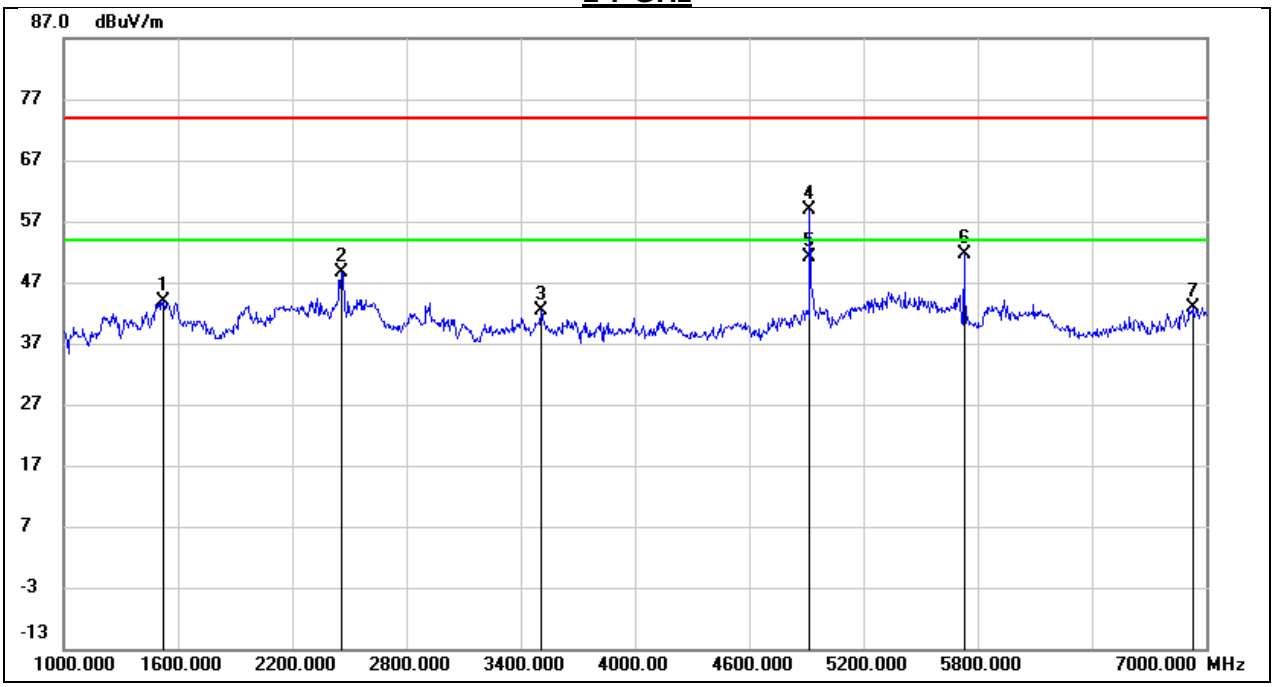

No.	Frequency (MHz)	Reading (dBuV)	Correct (dB/m)	Result (dBuV/m)	Limit (dBuV/m)	Margin (dB)	Remark
1	1522.000	55.48	-11.62	43.86	74.00	-30.14	peak
2	2458.000	56.06	-7.46	48.60	74.00	-25.40	peak
3	3508.000	46.90	-4.49	42.41	74.00	-31.59	peak
4	4918.000	58.27	0.49	58.76	74.00	-15.24	peak
5	4918.000	50.61	0.49	51.10	54.00	-2.90	AVG
6	5728.000	48.88	2.64	51.52	74.00	-22.48	peak
7	6928.000	36.56	6.35	42.91	74.00	-31.09	peak

1. Measurement = Reading Level + Correct Factor.
2. If the peak values are less than the average limit of 54 dBuV/m, the average result is deemed to comply with average limit.
3. Peak: Peak detector.
4. AVG: VBW=1/Ton, where: Ton is the transmitting duration.
5. For the transmitting duration, please refer to clause 7.1.
6. Filter losses were only considered in the spurious frequency bands and the authorized band was not corrected for Band reject filter losses.
7. Proper operation of the transmitter prior to adding the filter to the measurement chain.
8. All modes, channels and antennas have been tested, only the worst data was recorded in the report.

This report shall not be reproduced except in full, without the written approval of UL Verification Services (Guangzhou) Co., Ltd, Song Shan Lake Branch.

7-18 GHz

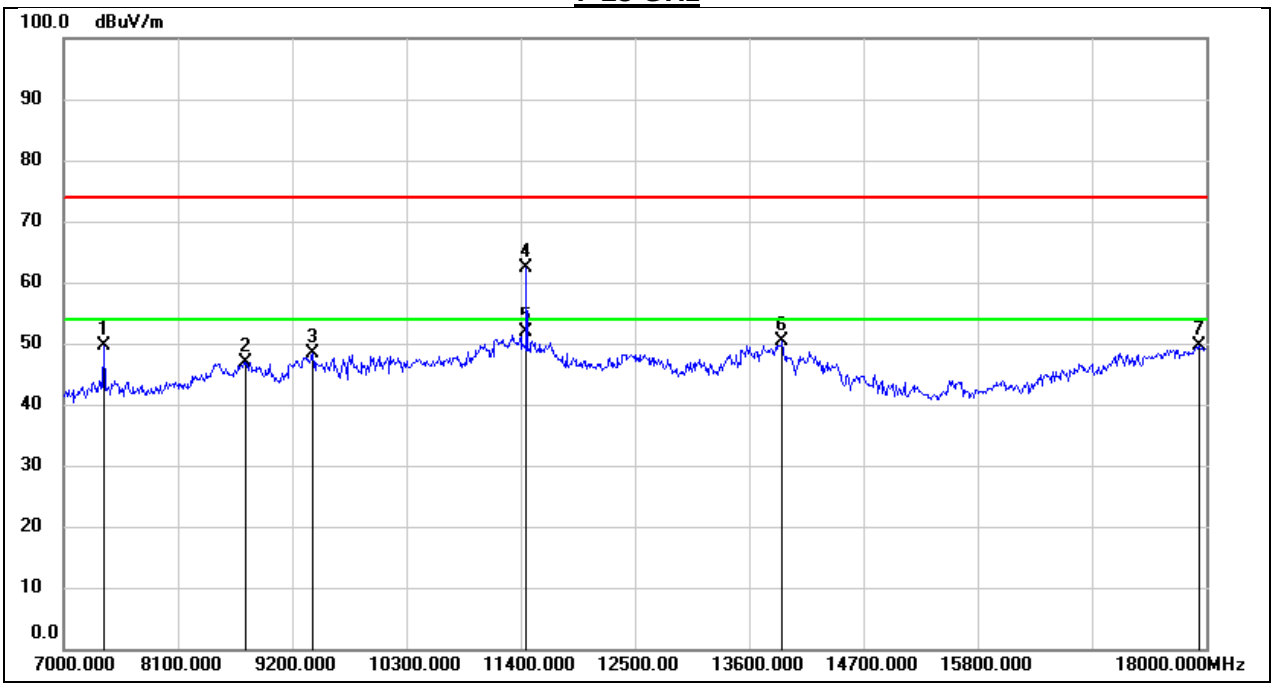

No.	Frequency (MHz)	Reading (dBuV)	Correct (dB/m)	Result (dBuV/m)	Limit (dBuV/m)	Margin (dB)	Remark
1	7385.000	41.18	8.34	49.52	74.00	-24.48	peak
2	8749.000	37.88	8.93	46.81	74.00	-27.19	peak
3	9398.000	37.59	10.67	48.26	74.00	-25.74	peak
4	11455.000	45.53	16.74	62.27	74.00	-11.73	peak
5	11455.000	35.06	16.74	51.80	54.00	-2.20	AVG
6	13919.000	27.80	22.49	50.29	74.00	-23.71	peak
7	17934.000	23.01	26.69	49.70	74.00	-24.30	peak

Note:
1. Peak Result = Reading Level + Correct Factor.
2. If the peak values are less than the average limit of 54 dBuV/m, the average result is deemed to comply with average limit.
3. Peak: Peak detector.
4. AVG: VBW=1/Ton, where: Ton is the transmitting duration.
5. For the transmitting duration, please refer to clause 7.1.
6. Filter losses were only considered in the spurious frequency bands and the authorized band was not corrected for High Pass Filter losses.
7. Proper operation of the transmitter prior to adding the filter to the measurement chain.
8. All modes, channels and antennas have been tested, only the worst data was recorded in the report.

This report shall not be reproduced except in full, without the written approval of UL Verification Services (Guangzhou) Co., Ltd, Song Shan Lake Branch.

SPURIOUS EMISSIONS (SRD 5.8G 1.4M MODE LOW CHANNEL&WIFI 2.4G b MODE HIGH CHANNEL&BT GFSK LOW CHANNEL, WORST-CASE CONFIGURATION, VERTICAL)

1-7 GHz

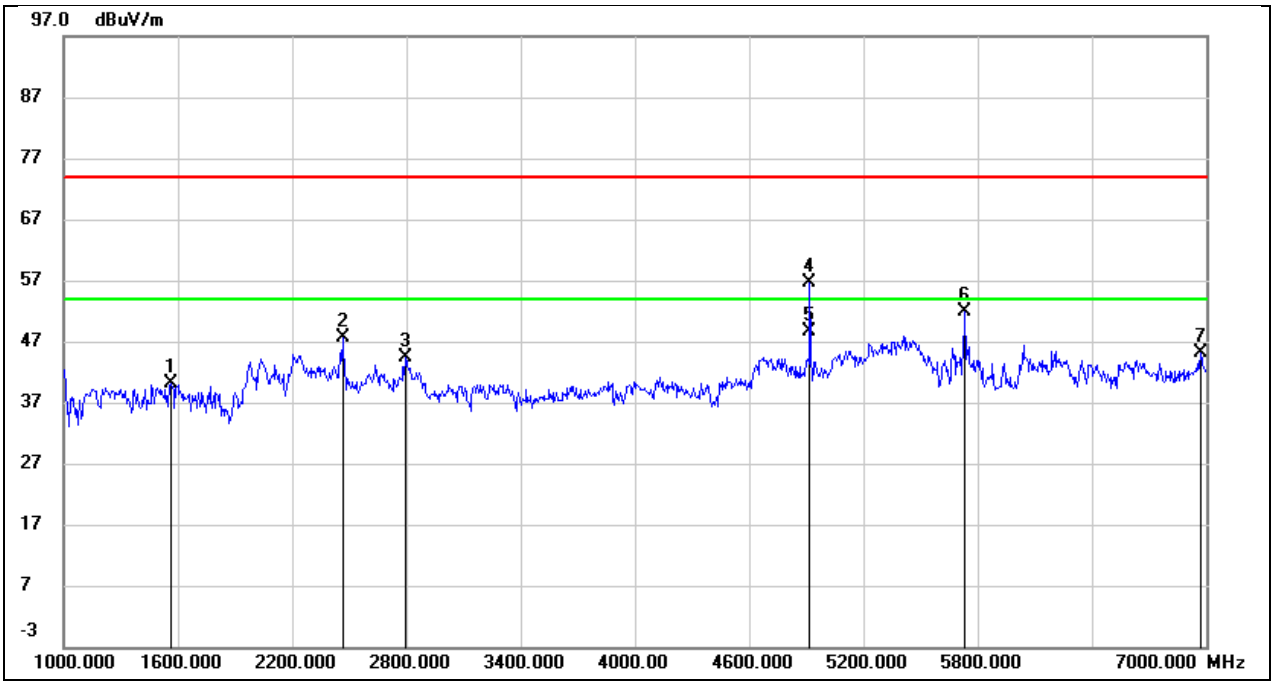

No.	Frequency (MHz)	Reading (dBuV)	Correct (dB/m)	Result (dBuV/m)	Limit (dBuV/m)	Margin (dB)	Remark
1	1564.000	51.46	-11.38	40.08	74.00	-33.92	peak
2	2464.000	54.98	-7.47	47.51	74.00	-26.49	peak
3	2794.000	51.11	-6.82	44.29	74.00	-29.71	peak
4	4918.000	56.12	0.49	56.61	74.00	-17.39	peak
5	4918.000	48.11	0.49	48.60	54.00	-5.40	AVG
6	5734.000	49.19	2.61	51.80	74.00	-22.20	peak
7	6970.000	38.47	6.74	45.21	74.00	-28.79	peak

1. Measurement = Reading Level + Correct Factor.
2. If the peak values are less than the average limit of 54 dBuV/m, the average result is deemed to comply with average limit.
3. Peak: Peak detector.
4. AVG: VBW=1/Ton, where: Ton is the transmitting duration.
5. For the transmitting duration, please refer to clause 7.1.
6. Filter losses were only considered in the spurious frequency bands and the authorized band was not corrected for Band reject filter losses.
7. Proper operation of the transmitter prior to adding the filter to the measurement chain.
8. All modes, channels and antennas have been tested, only the worst data was recorded in the report.

This report shall not be reproduced except in full, without the written approval of UL Verification Services (Guangzhou) Co., Ltd, Song Shan Lake Branch.

7-18 GHz

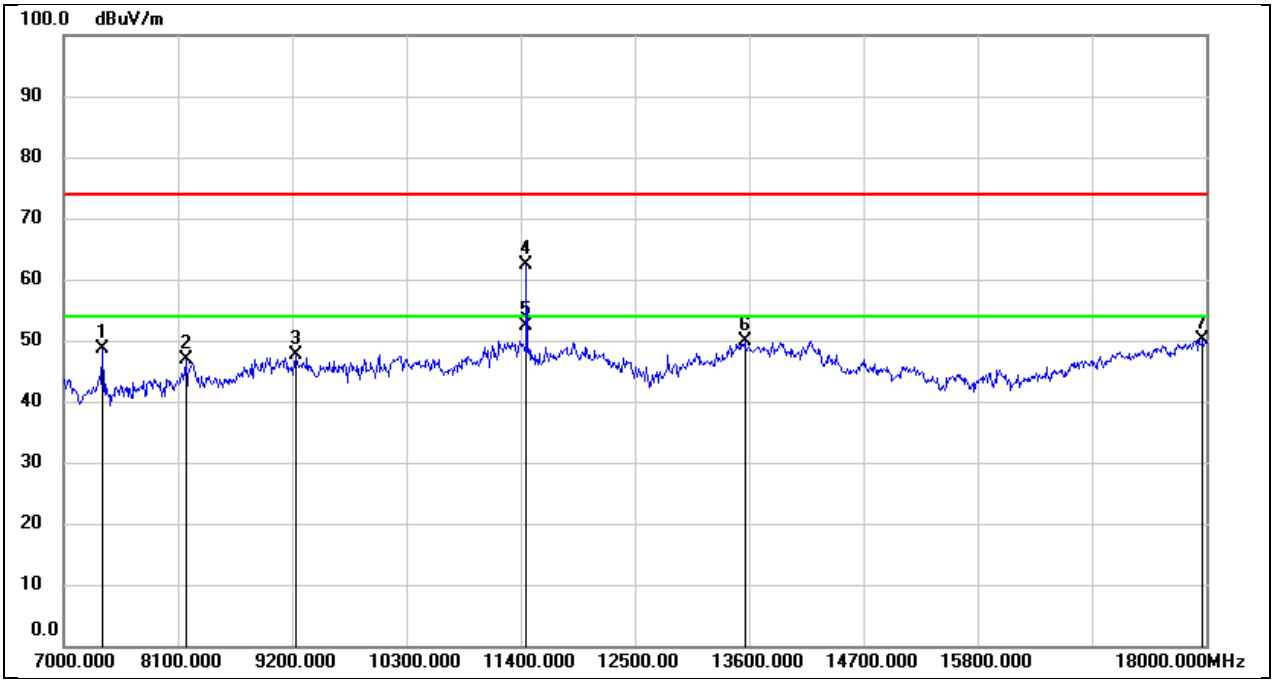

No.	Frequency (MHz)	Reading (dBuV)	Correct (dB/m)	Result (dBuV/m)	Limit (dBuV/m)	Margin (dB)	Remark
1	7374.000	40.35	8.25	48.60	74.00	-25.40	peak
2	8177.000	38.42	8.41	46.83	74.00	-27.17	peak
3	9233.000	37.41	10.14	47.55	74.00	-26.45	peak
4	11455.000	45.52	16.74	62.26	74.00	-11.74	peak
5	11455.000	35.66	16.74	52.40	54.00	-1.60	AVG
6	13556.000	28.41	21.41	49.82	74.00	-24.18	peak
7	17967.000	23.28	26.83	50.11	74.00	-23.89	peak

Note:
1. Peak Result = Reading Level + Correct Factor.
2. If the peak values are less than the average limit of 54 dBuV/m, the average result is deemed to comply with average limit.
3. Peak: Peak detector.
4. AVG: VBW=1/Ton, where: Ton is the transmitting duration.
5. For the transmitting duration, please refer to clause 7.1.
6. Filter losses were only considered in the spurious frequency bands and the authorized band was not corrected for High Pass Filter losses.
7. Proper operation of the transmitter prior to adding the filter to the measurement chain.
8. All modes, channels and antennas have been tested, only the worst data was recorded in the report.

Note: For spurious emissions in other bands, no worst spurious emission was found, do not report.

This report shall not be reproduced except in full, without the written approval of UL Verification Services (Guangzhou) Co., Ltd, Song Shan Lake Branch.

9. ANTENNA REQUIREMENT

APPLICABLE REQUIREMENTS

Please refer to FCC §15.203
An intentional radiator shall be designed to ensure that no antenna other than that furnished by the responsible party shall be used with the device. The use of a permanently attached antenna or of an antenna that uses a unique coupling to the intentional radiator shall be considered sufficient to comply with the provisions of this section. The manufacturer may design the unit so that a broken antenna can be replaced by the user, but the use of a standard antenna jack or electrical connector is prohibited.

Please refer to FCC §15.407(a)(1)(2)(3)
If transmitting antennas of directional gain greater than 6 dBi are used, both the maximum conducted output power and the maximum power spectral density shall be reduced by the amount in dB that the directional gain of the antenna exceeds 6 dBi..

RESULTS

Complies

This report shall not be reproduced except in full, without the written approval of UL Verification Services (Guangzhou) Co., Ltd, Song Shan Lake Branch.

10. AC POWER LINE CONDUCTED EMISSION

LIMITS

Please refer to CFR 47 FCC §15.207 (a) and ISED RSS-Gen Clause 8.8

FREQUENCY (MHz)	Quasi-peak	Average
0.15 -0.5	66 - 56 *	56 - 46 *
0.50 -5.0	56.00	46.00
5.0 -30.0	60.00	50.00

*Decreases with the logarithm of the frequency.

TEST PROCEDURE

Refer to ANSI C63.10-2013 clause 6.2.

The EUT is put on a table of non-conducting material that is 80 cm high. The vertical conducting wall of shielding is located 40 cm to the rear of the EUT. The power line of the EUT is connected to the AC mains through a Artificial Mains Network (A.M.N.). A EMI Measurement Receiver (R&S Test Receiver ESR3) is used to test the emissions from both sides of AC line. According to the requirements in Section 6.2 of ANSI C63.10-2013.Conducted emissions from the EUT measured in the frequency range between 0.15 MHz and 30 MHz using CISPR Quasi-Peak and average detector mode. The bandwidth of EMI test receiver is set at 9 kHz.

The arrangement of the equipment is installed to meet the standards and operating in a manner, which tends to maximize its emission characteristics in a normal application.

TEST SETUP

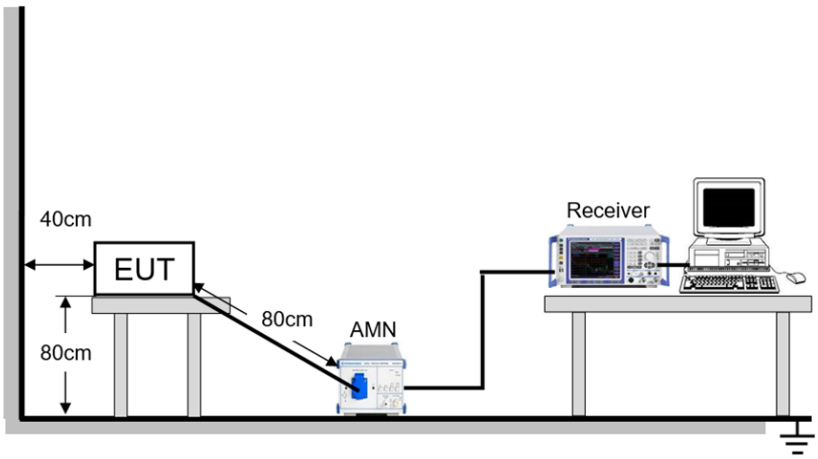

This report shall not be reproduced except in full, without the written approval of UL Verification Services (Guangzhou) Co., Ltd, Song Shan Lake Branch.

TEST ENVIRONMENT

Temperature	25.3℃	Relative Humidity	61.3%
Atmosphere Pressure	101kPa	Test Voltage	AC 120 V, 60 Hz

TEST DATE / ENGINEER

Test Date	June 22, 2024	Test By	Denny Huang

This report shall not be reproduced except in full, without the written approval of UL Verification Services (Guangzhou) Co., Ltd, Song Shan Lake Branch.

TEST RESULTS

Test Mode:	SRD 1.4MHz	Frequency(MHz):	5728.5
Line:	Line		

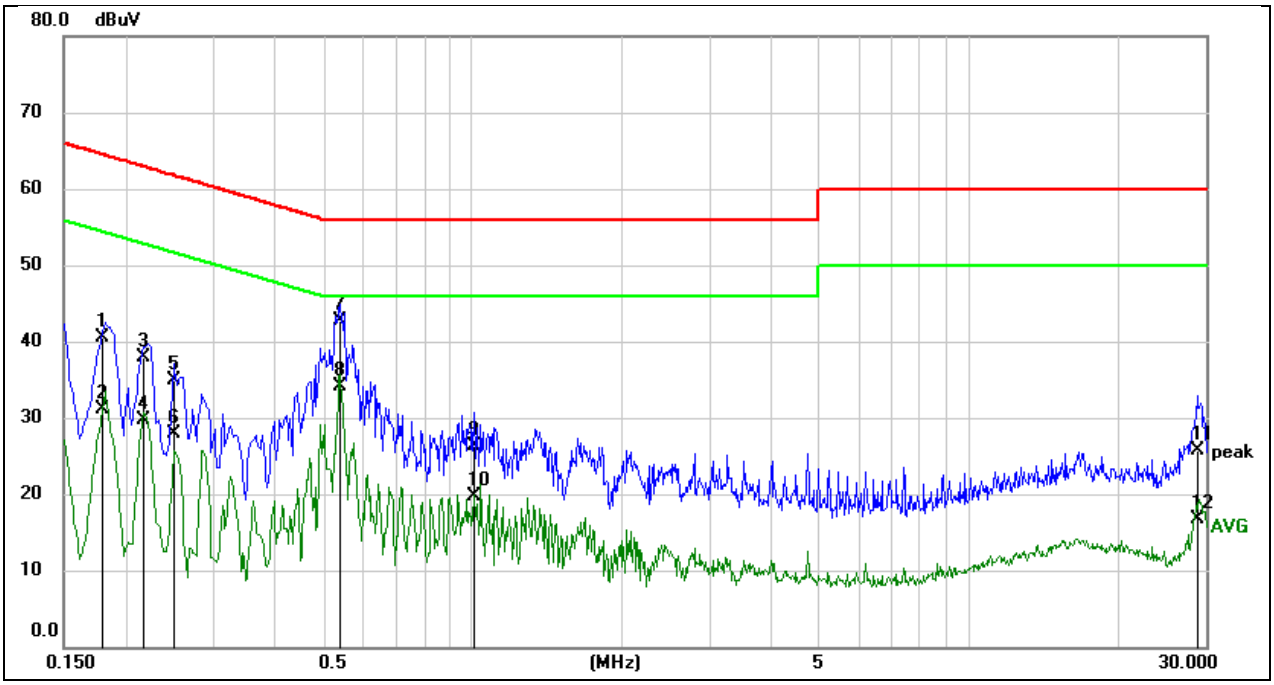

No.	Frequency (MHz)	Reading (dBuV)	Correct (dB)	Result (dBuV)	Limit (dBuV)	Margin (dB)	Remark
1	0.1792	30.20	10.28	40.48	64.52	-24.04	QP
2	0.1792	20.85	10.28	31.13	54.52	-23.39	AVG
3	0.2175	27.73	10.24	37.97	62.91	-24.94	QP
4	0.2175	19.42	10.24	29.66	52.91	-23.25	AVG
5	0.2516	24.72	10.24	34.96	61.70	-26.74	QP
6	0.2516	17.58	10.24	27.82	51.70	-23.88	AVG
7	0.5410	32.51	10.24	42.75	56.00	-13.25	QP
8	0.5410	23.78	10.24	34.02	46.00	-11.98	AVG
9	1.0059	16.36	10.03	26.39	56.00	-29.61	QP
10	1.0059	9.58	10.03	19.61	46.00	-26.39	AVG
11	28.7681	14.93	10.84	25.77	60.00	-34.23	QP
12	28.7681	5.93	10.84	16.77	50.00	-33.23	AVG

Note:
1. Result = Reading + Correct Factor.
2. If QP Result complies with AV limit, AV Result is deemed to comply with AV limit.
3. Test setup: RBW: 200 Hz (9 kHz ~ 150 kHz), 9 kHz (150 kHz ~ 30 MHz).
4. Step size: 80 Hz (0.009 MHz ~ 0.15 MHz), 4 kHz (0.15 MHz ~ 30 MHz), Scan time: auto.

Note: All the modes have been tested, only the worst data was recorded in the report.

This report shall not be reproduced except in full, without the written approval of UL Verification Services (Guangzhou) Co., Ltd, Song Shan Lake Branch.

Test Mode:	SRD 1.4MHz	Frequency(MHz):	5728.5
Line:	Neutral		

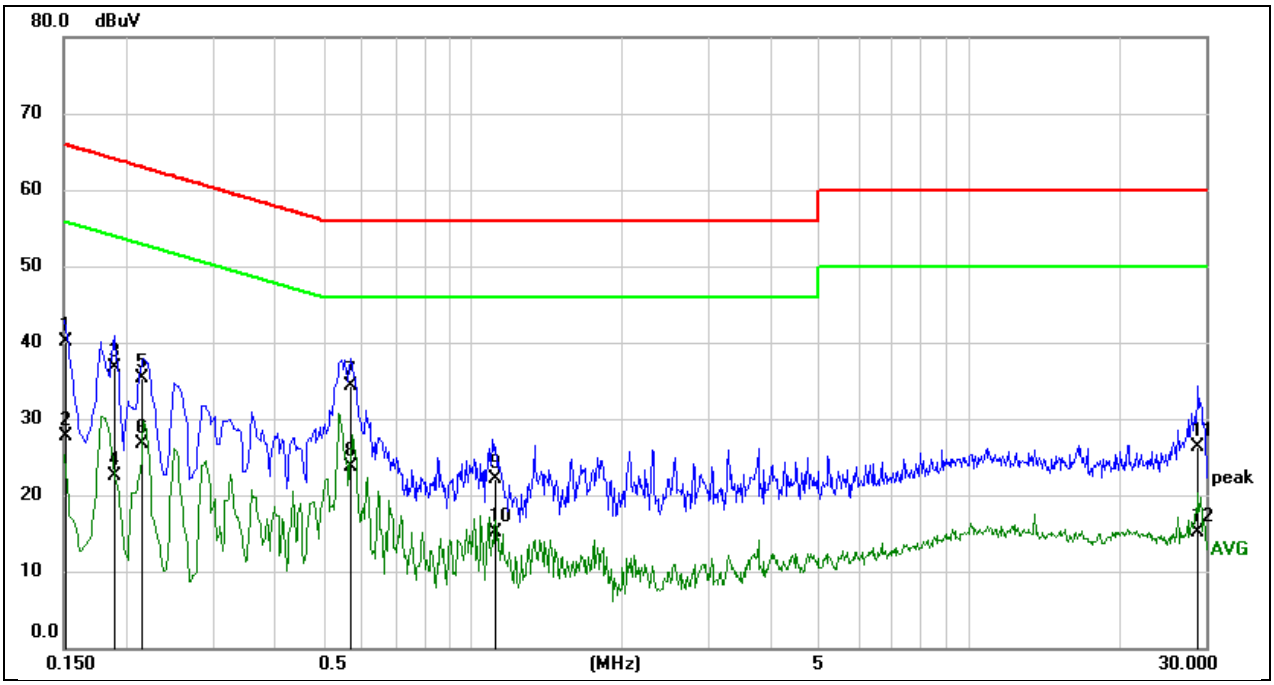

No.	Frequency (MHz)	Reading (dBuV)	Correct (dB)	Result (dBuV)	Limit (dBuV)	Margin (dB)	Remark
1	0.1516	29.87	10.24	40.11	65.91	-25.80	QP
2	0.1516	17.49	10.24	27.73	55.91	-28.18	AVG
3	0.1904	26.57	10.16	36.73	64.02	-27.29	QP
4	0.1904	12.26	10.16	22.42	54.02	-31.60	AVG
5	0.2155	25.19	10.13	35.32	62.99	-27.67	QP
6	0.2155	16.49	10.13	26.62	52.99	-26.37	AVG
7	0.5669	24.36	10.04	34.40	56.00	-21.60	QP
8	0.5669	13.73	10.04	23.77	46.00	-22.23	AVG
9	1.1141	12.28	9.85	22.13	56.00	-33.87	QP
10	1.1141	5.29	9.85	15.14	46.00	-30.86	AVG
11	29.0133	15.27	11.12	26.39	60.00	-33.61	QP
12	29.0133	3.96	11.12	15.08	50.00	-34.92	AVG

Note:
1. Result = Reading + Correct Factor.
2. If QP Result complies with AV limit, AV Result is deemed to comply with AV limit.
3. Test setup: RBW: 200 Hz (9 kHz ~ 150 kHz), 9 kHz (150 kHz ~ 30 MHz).
4. Step size: 80 Hz (0.009 MHz ~ 0.15 MHz), 4 kHz (0.15 MHz ~ 30 MHz), Scan time: auto.

Note: All the modes have been tested, only the worst data was recorded in the report.

This report shall not be reproduced except in full, without the written approval of UL Verification Services (Guangzhou) Co., Ltd, Song Shan Lake Branch.

11. TEST DATA

11.1. APPENDIX A: 6DB AND 26DB BANDWIDTH

11.1.1. Test Result-26dB Bandwidth

Test Mode	Antenna	Frequency[MHz]	DTS BW [MHz]
SRD 1.4MHz	Ant4	5154	1.728
	Ant5	5154	1.744
	Ant4	5156	1.716
	Ant5	5156	1.752
	Ant4	5158	1.760
	Ant5	5158	1.776
	Ant4	5160	1.756
	Ant5	5160	1.764
	Ant4	5162	1.780
	Ant5	5162	1.792
	Ant4	5164	1.736
	Ant5	5164	1.756
	Ant4	5166	1.732
	Ant5	5166	1.804
	Ant4	5168	1.800
	Ant5	5168	1.820
	Ant4	5202	1.800
	Ant5	5202	1.800
	Ant4	5248	1.772
	Ant5	5248	1.788
	Ant4	5728.5	2.385
	Ant5	5728.5	2.389
	Ant4	5786.5	2.402
	Ant5	5786.5	2.403
	Ant4	5846.12	2.454
	Ant5	5846.12	2.552
SRD 3MHz	Ant4	5154	2.904
	Ant5	5154	2.904
	Ant4	5157	2.988
	Ant5	5157	2.892
	Ant4	5160	2.904
	Ant5	5160	2.916
	Ant4	5163	2.988
	Ant5	5163	2.934
	Ant4	5166	3.024
	Ant5	5166	2.892
	Ant4	5202	3.000
	Ant5	5202	2.970
	Ant4	5247	3.042
	Ant5	5247	2.898
	Ant4	5727.5	3.983
	Ant5	5727.5	4.939
	Ant4	5787.2	4.401
	Ant5	5787.2	5.038
	Ant4	5847.2	4.624
	Ant5	5847.2	5.505
SRD 5MHz	Ant4	5155	5.580
	Ant5	5155	5.300
	Ant4	5157	5.580
	Ant5	5157	5.450
	Ant4	5162	5.470
	Ant5	5162	5.470
	Ant4	5167	5.570

This report shall not be reproduced except in full, without the written approval of UL Verification Services (Guangzhou) Co., Ltd, Song Shan Lake Branch.

	Ant5	5167	5.390
	Ant4	5202	5.450
	Ant5	5202	5.460
	Ant4	5247	5.500
	Ant5	5247	5.480
	Ant4	5732.5	6.814
	Ant5	5732.5	9.438
	Ant4	5787.5	7.341
	Ant5	5787.5	9.457
	Ant4	5842.5	7.333
	Ant5	5842.5	9.774
SRD 10MHz	Ant4	5157	9.600
	Ant5	5157	9.880
	Ant4	5162	9.840
	Ant5	5162	9.600
	Ant4	5163	10.280
	Ant5	5163	9.560
	Ant4	5164	9.960
	Ant5	5164	9.680
	Ant4	5165	9.680
	Ant5	5165	9.960
	Ant4	5166	10.040
	Ant5	5166	9.720
	Ant4	5167	9.560
	Ant5	5167	10.320
	Ant4	5168	10.000
	Ant5	5168	10.120
	Ant4	5169	9.720
	Ant5	5169	9.800
	Ant4	5170	9.720
	Ant5	5170	9.840
	Ant4	5201	9.840
	Ant5	5201	10.000
	Ant4	5245	9.760
	Ant5	5245	9.600
	Ant4	5730.5	20.200
	Ant5	5730.5	21.880
	Ant4	5787.5	22.640
	Ant5	5787.5	20.440
	Ant4	5844.5	22.200
	Ant5	5844.5	22.680
SRD 20MHz	Ant4	5161	18.920
	Ant5	5161	19.040
	Ant4	5162	18.880
	Ant5	5162	19.400
	Ant4	5163	19.000
	Ant5	5163	19.280
	Ant4	5164	18.960
	Ant5	5164	19.360
	Ant4	5165	19.320
	Ant5	5165	19.080
	Ant4	5166	19.440
	Ant5	5166	19.240
	Ant4	5167	18.920
	Ant5	5167	18.960
	Ant4	5168	18.760
	Ant5	5168	19.080
	Ant4	5169	18.960
	Ant5	5169	19.160
	Ant4	5170	18.920
	Ant5	5170	19.280

This report shall not be reproduced except in full, without the written approval of UL Verification Services (Guangzhou) Co., Ltd, Song Shan Lake Branch.

	Ant4	5171	19.000
	Ant5	5171	19.200
	Ant4	5200	19.200
	Ant5	5200	19.320
	Ant4	5240	19.040
	Ant5	5240	18.920
	Ant4	5735.5	27.480
	Ant5	5735.5	27.520
	Ant4	5787.5	28.240
	Ant5	5787.5	26.040
	Ant4	5839.5	27.280
	Ant5	5839.5	23.360
SRD 40MHz	Ant4	5170	37.200
	Ant5	5170	37.360
	Ant4	5171	36.960
	Ant5	5171	37.760
	Ant4	5172	37.120
	Ant5	5172	37.360
	Ant4	5173	37.120
	Ant5	5173	37.360
	Ant4	5178	37.200
	Ant5	5178	37.440
	Ant4	5180	37.120
	Ant5	5180	37.120
	Ant4	5186	37.200
	Ant5	5186	37.280
	Ant4	5188	37.360
	Ant5	5188	37.120
	Ant4	5189	36.960
	Ant5	5189	37.040
	Ant4	5190	36.960
	Ant5	5190	37.040
	Ant4	5200	37.440
	Ant5	5200	37.440
	Ant4	5230	37.120
	Ant5	5230	37.600
	Ant4	5745.5	36.320
	Ant5	5745.5	36.480
	Ant4	5787.5	36.560
	Ant5	5787.5	36.320
	Ant4	5829.5	36.240
	Ant5	5829.5	36.400
SRD 60MHz	Ant4	5180	55.080
	Ant5	5180	55.320
	Ant4	5181	55.200
	Ant5	5181	55.440
	Ant4	5182	55.680
	Ant5	5182	55.080
	Ant4	5186	55.200
	Ant5	5186	55.080
	Ant4	5188	55.320
	Ant5	5188	55.440
	Ant4	5191	55.200
	Ant5	5191	55.200
	Ant4	5193	55.560
	Ant5	5193	55.560
	Ant4	5195	55.920
	Ant5	5195	55.440
	Ant4	5196	55.920
	Ant5	5196	55.320
	Ant4	5200	55.200

This report shall not be reproduced except in full, without the written approval of UL Verification Services (Guangzhou) Co., Ltd, Song Shan Lake Branch.

	Ant5	5200	55.320
	Ant4	5220	55.080
	Ant5	5220	55.440
	Ant4	5755.5	55.360
	Ant5	5755.5	55.680
	Ant4	5787.5	55.840
	Ant5	5787.5	55.200
	Ant4	5819.5	56.480
	Ant5	5819.5	55.680
SRD 80MHz	Ant4	5190	73.120
	Ant5	5190	72.960
	Ant4	5191	72.800
	Ant5	5191	73.120
	Ant4	5195	72.800
	Ant5	5195	73.280
	Ant4	5198	72.800
	Ant5	5198	72.800
	Ant4	5203	72.800
	Ant5	5203	72.800
	Ant4	5206	72.800
	Ant5	5206	73.280
	Ant4	5210	72.800
	Ant5	5210	73.120
	Ant4	5765.5	71.360
	Ant5	5765.5	71.520
	Ant4	5787.5	71.360
	Ant5	5787.5	71.360
	Ant4	5809.5	71.360
	Ant5	5809.5	71.520

This report shall not be reproduced except in full, without the written approval of UL Verification Services (Guangzhou) Co., Ltd, Song Shan Lake Branch.

11.1.2. Test Graphs-26dB Bandwidth

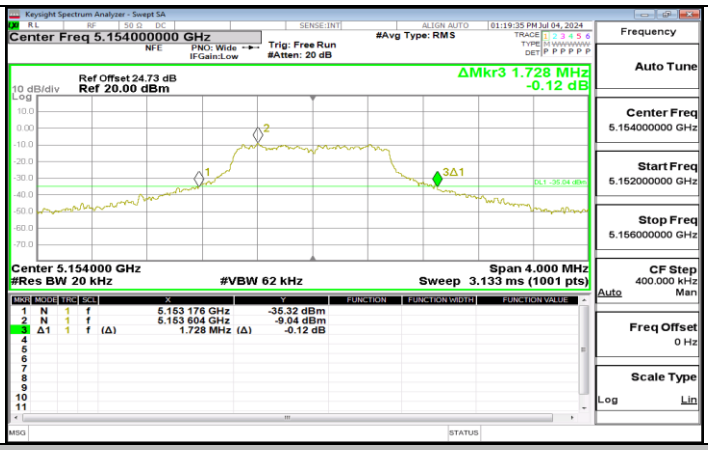

SRD 1.4MHz_Ant4_5154

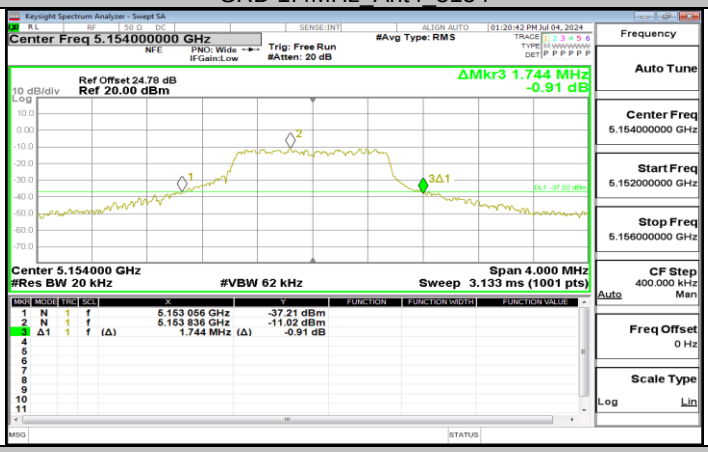

SRD 1.4MHz_Ant5_5154

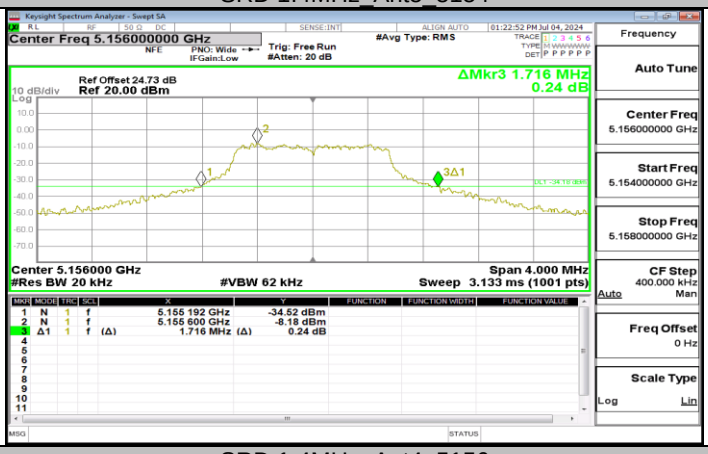

SRD 1.4MHz_Ant4_5156

This report shall not be reproduced except in full, without the written approval of UL Verification Services (Guangzhou) Co., Ltd, Song Shan Lake Branch.

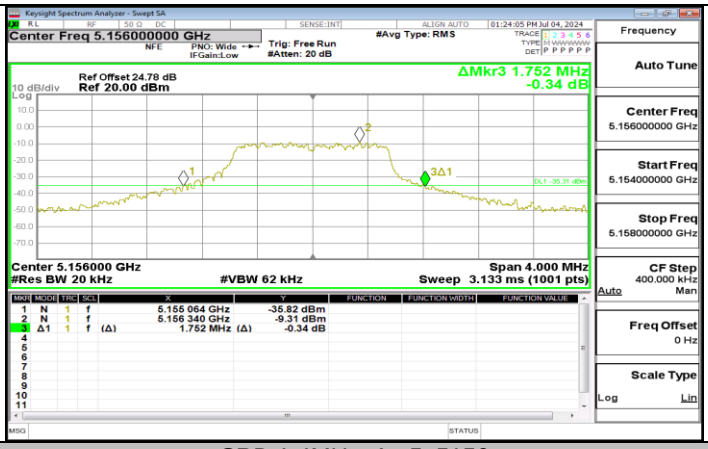

SRD 1.4MHz_Ant5_5156

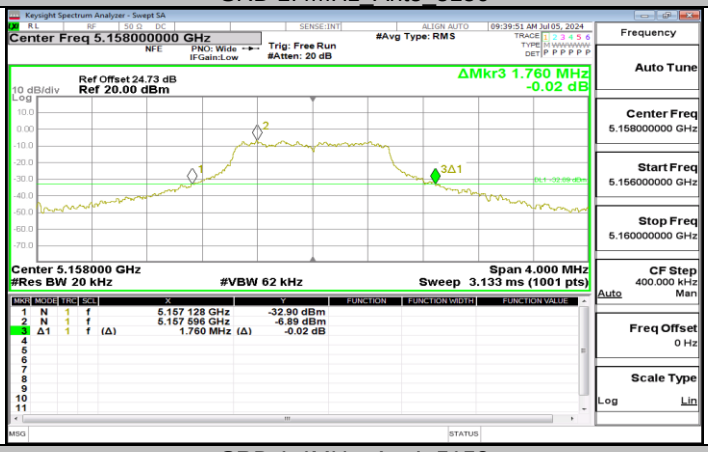

SRD 1.4MHz_Ant4_5158

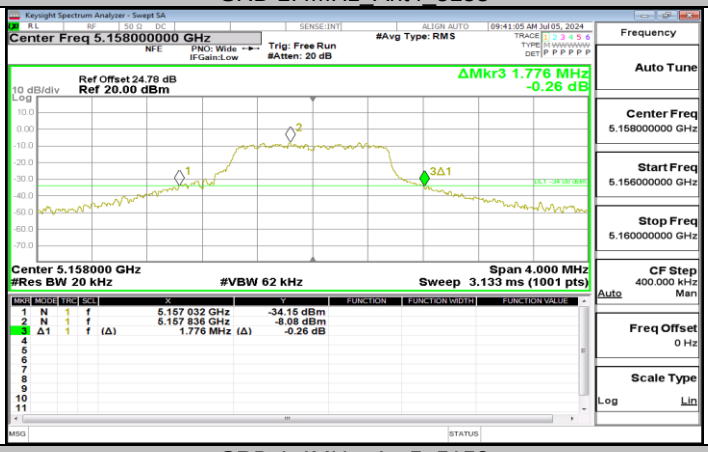

SRD 1.4MHz_Ant5_5158

This report shall not be reproduced except in full, without the written approval of UL Verification Services (Guangzhou) Co., Ltd, Song Shan Lake Branch.

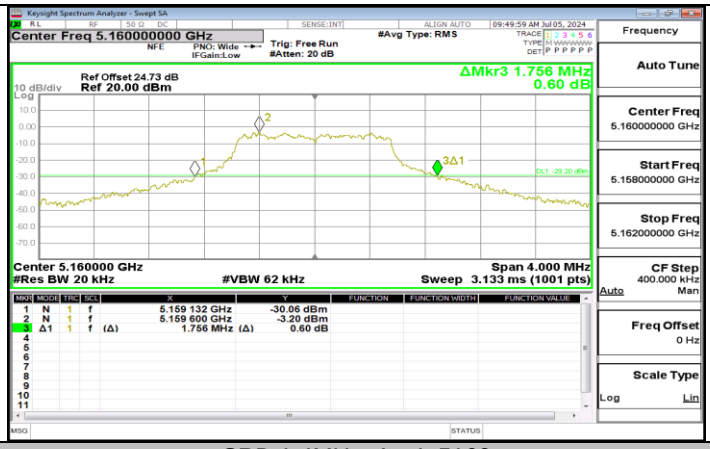

SRD 1.4MHz_Ant4_5160

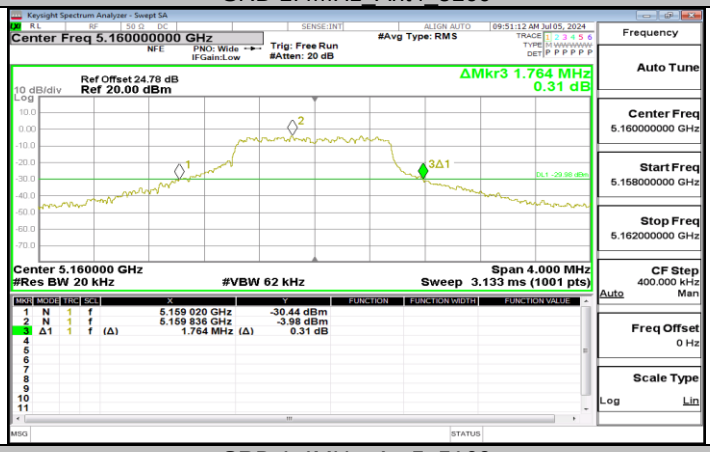

SRD 1.4MHz_Ant5_5160

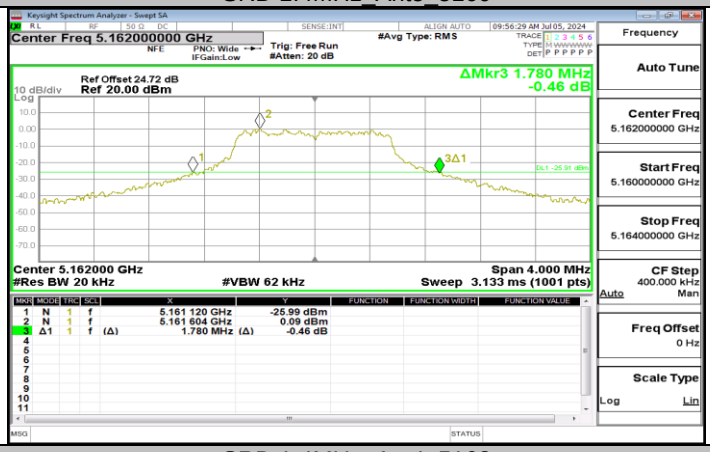

SRD 1.4MHz_Ant4_5162

This report shall not be reproduced except in full, without the written approval of UL Verification Services (Guangzhou) Co., Ltd, Song Shan Lake Branch.

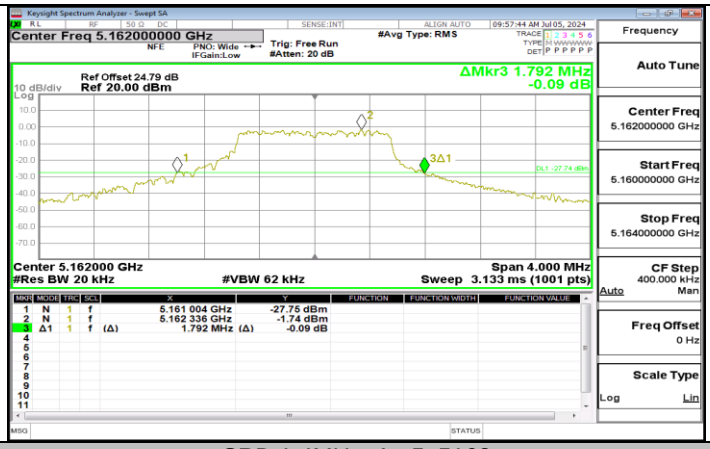

SRD 1.4MHz_Ant5_5162

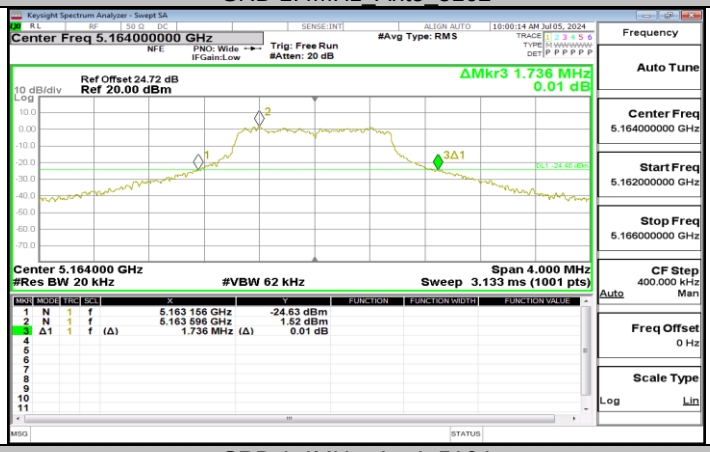

SRD 1.4MHz_Ant4_5164

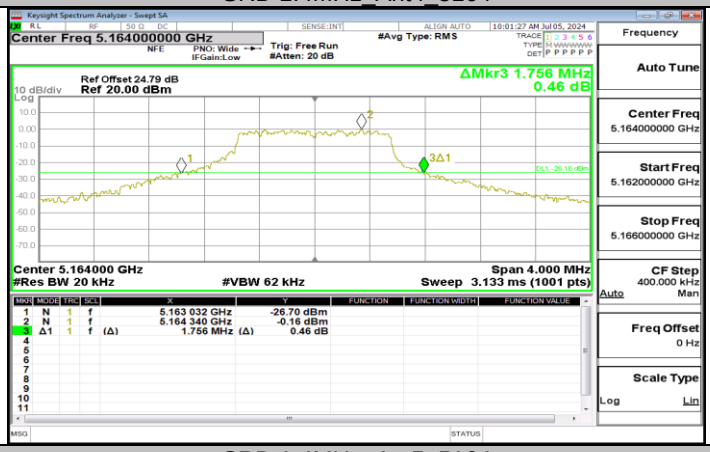

SRD 1.4MHz_Ant5_5164

This report shall not be reproduced except in full, without the written approval of UL Verification Services (Guangzhou) Co., Ltd, Song Shan Lake Branch.

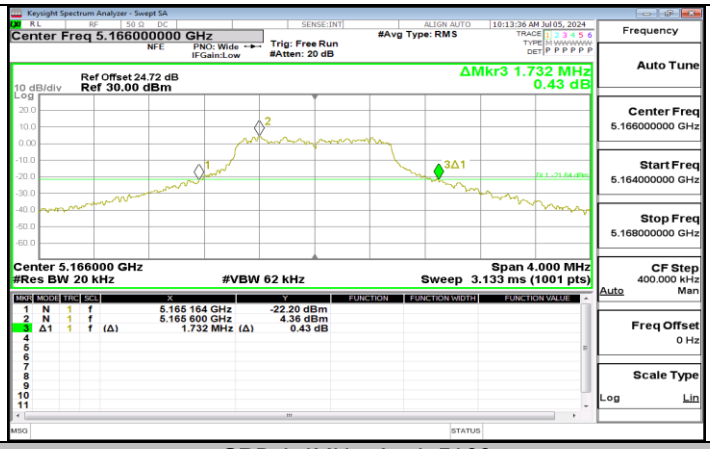

SRD 1.4MHz_Ant4_5166

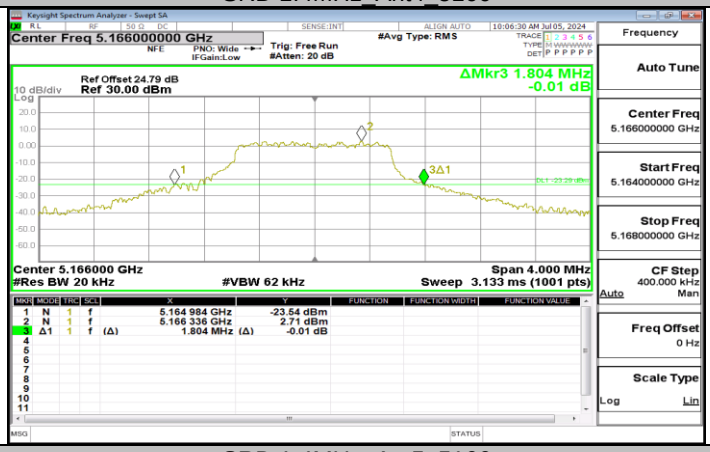

SRD 1.4MHz_Ant5_5166

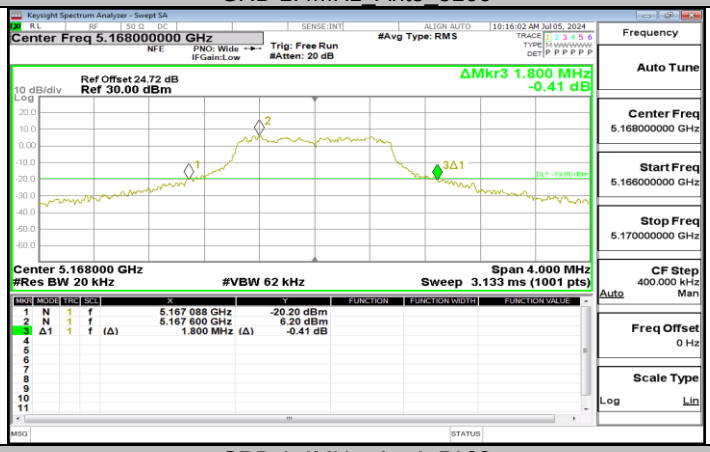

SRD 1.4MHz_Ant4_5168

This report shall not be reproduced except in full, without the written approval of UL Verification Services (Guangzhou) Co., Ltd, Song Shan Lake Branch.

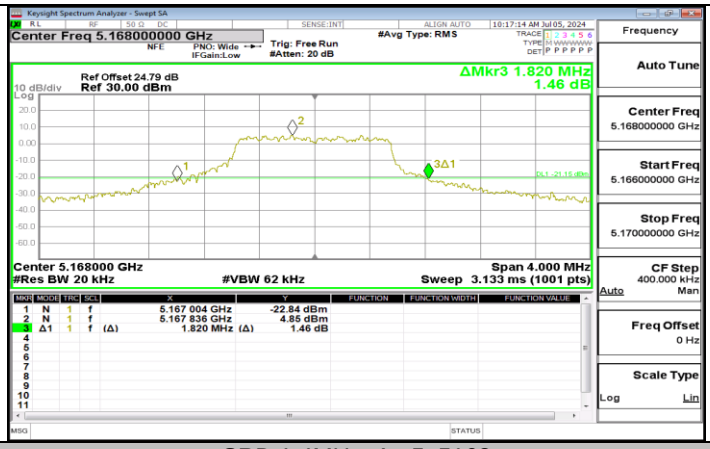

SRD 1.4MHz_Ant5_5168

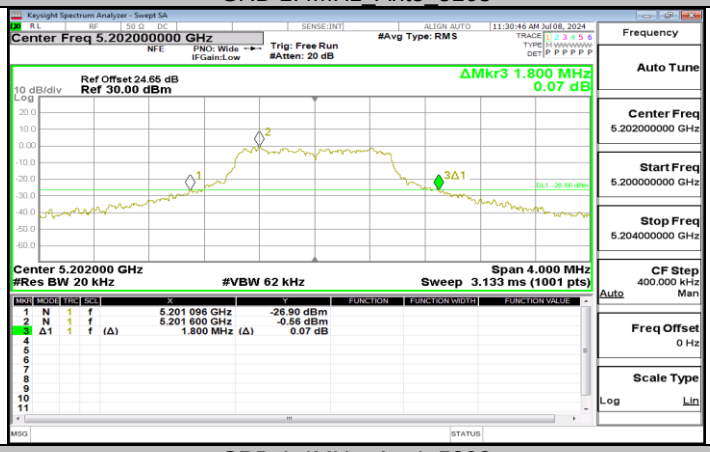

SRD 1.4MHz_Ant4_5202

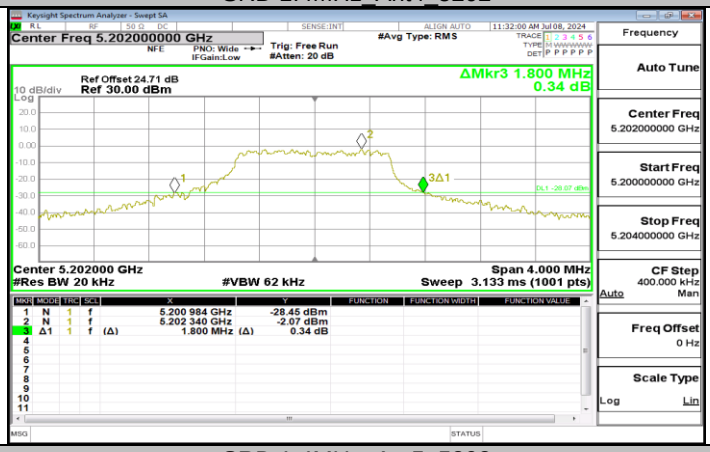

SRD 1.4MHz_Ant5_5202

This report shall not be reproduced except in full, without the written approval of UL Verification Services (Guangzhou) Co., Ltd, Song Shan Lake Branch.

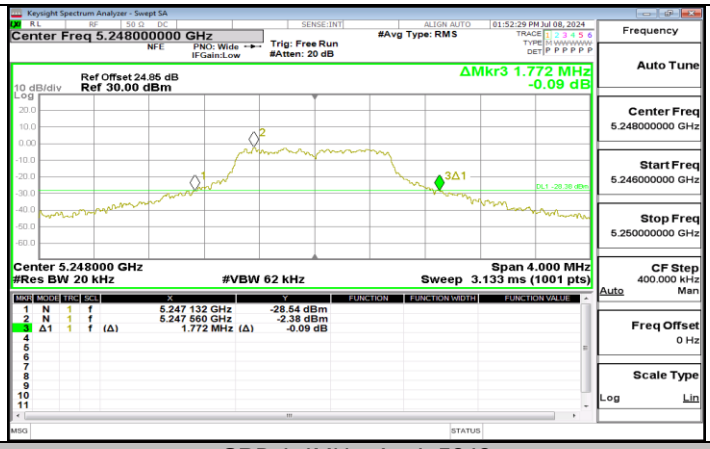

SRD 1.4MHz_Ant4_5248

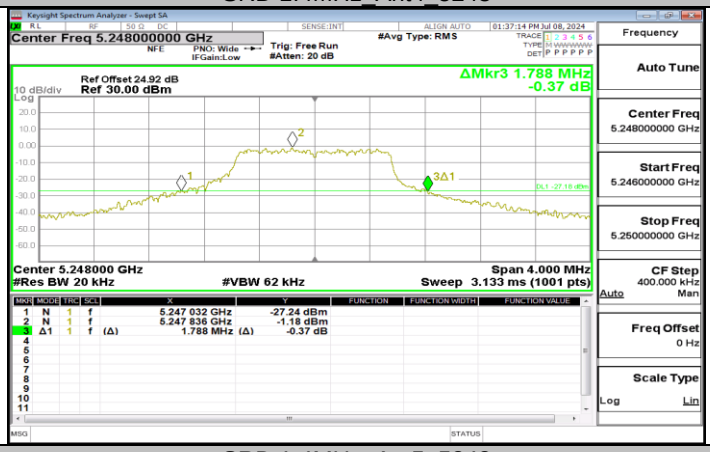

SRD 1.4MHz_Ant5_5248

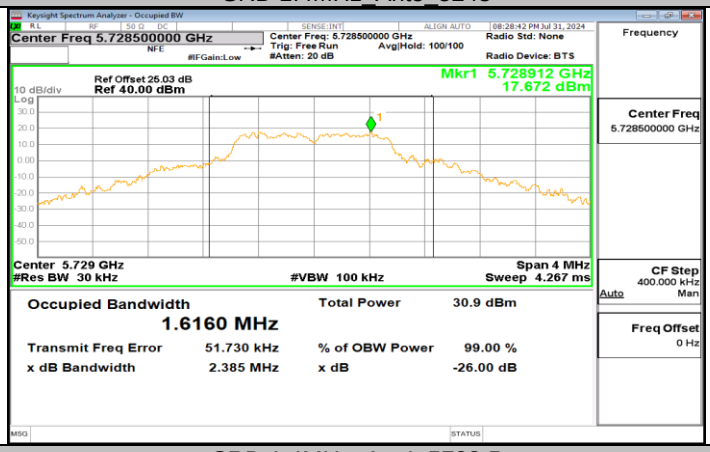

SRD 1.4MHz_Ant4_5728.5

This report shall not be reproduced except in full, without the written approval of UL Verification Services (Guangzhou) Co., Ltd, Song Shan Lake Branch.

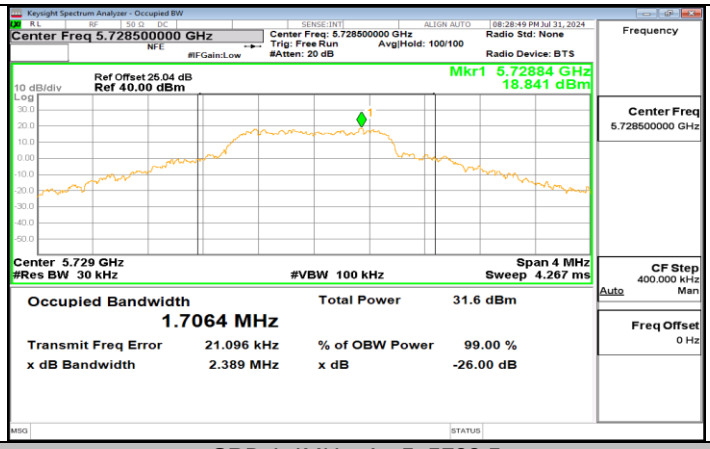

SRD 1.4MHz_Ant5_5728.5

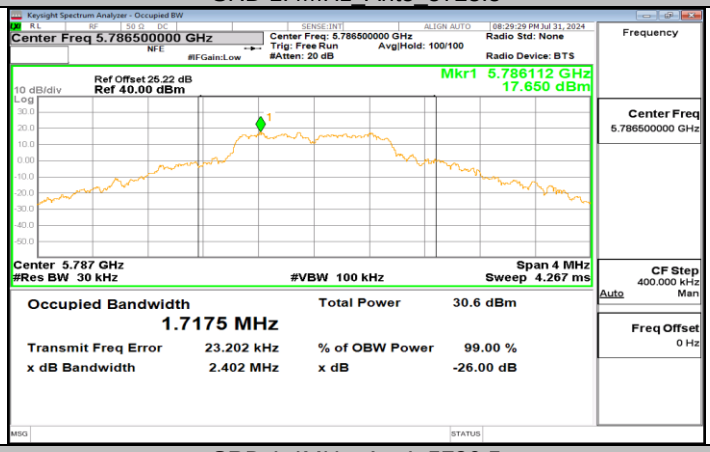

SRD 1.4MHz_Ant4_5786.5

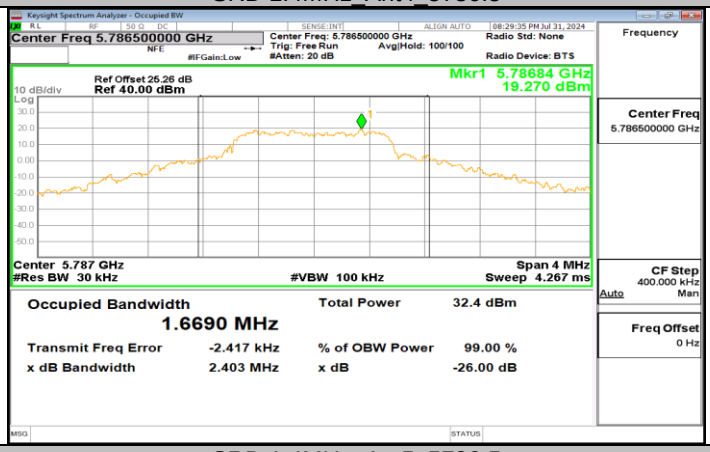

SRD 1.4MHz_Ant5_5786.5

This report shall not be reproduced except in full, without the written approval of UL Verification Services (Guangzhou) Co., Ltd, Song Shan Lake Branch.

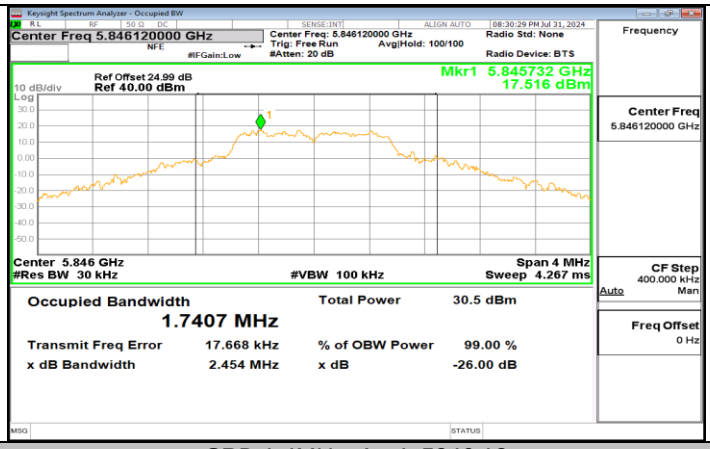

SRD 1.4MHz_Ant4_5846.12

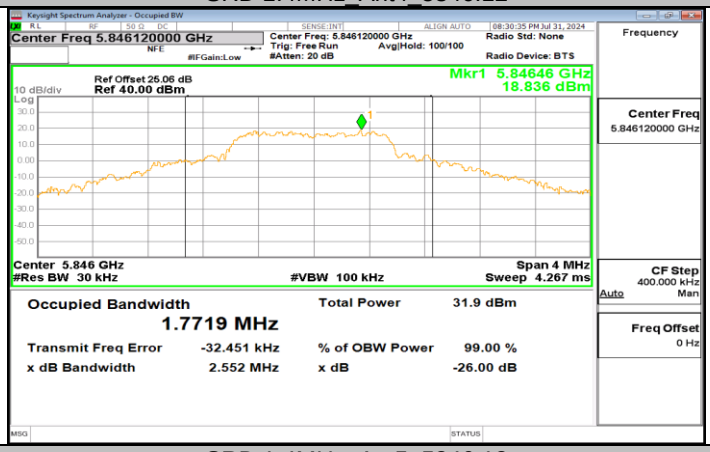

SRD 1.4MHz_Ant5_5846.12

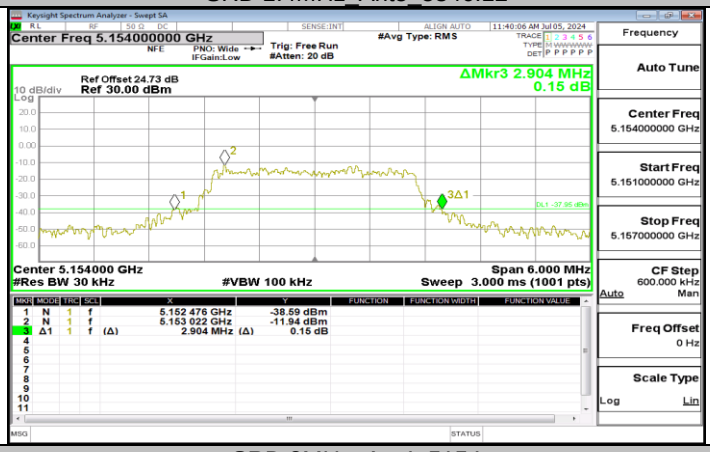

SRD 3MHz_Ant4_5154

This report shall not be reproduced except in full, without the written approval of UL Verification Services (Guangzhou) Co., Ltd, Song Shan Lake Branch.

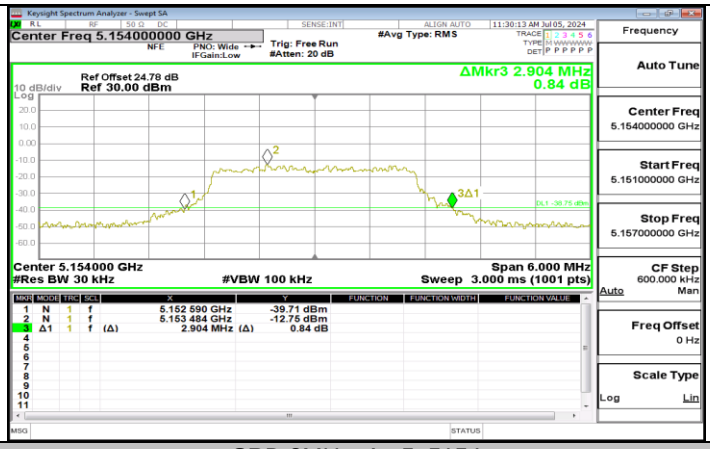

SRD 3MHz_Ant5_5154

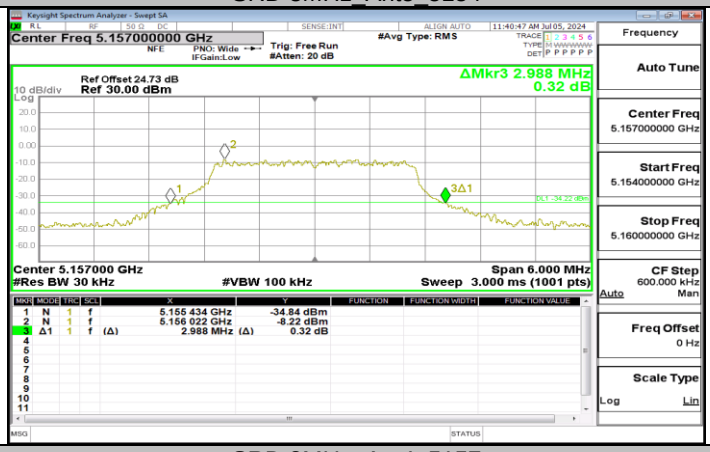

SRD 3MHz_Ant4_5157

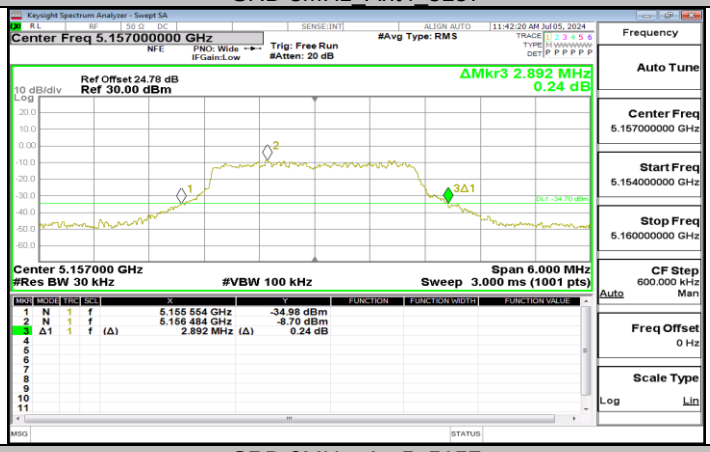

SRD 3MHz_Ant5_5157

This report shall not be reproduced except in full, without the written approval of UL Verification Services (Guangzhou) Co., Ltd, Song Shan Lake Branch.

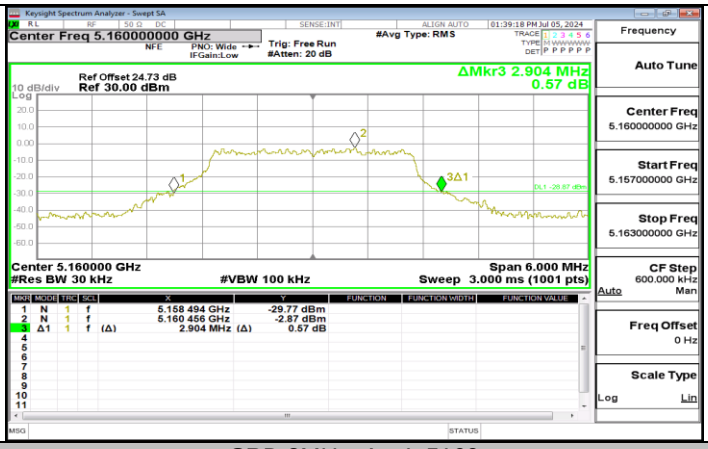

SRD 3MHz_Ant4_5160

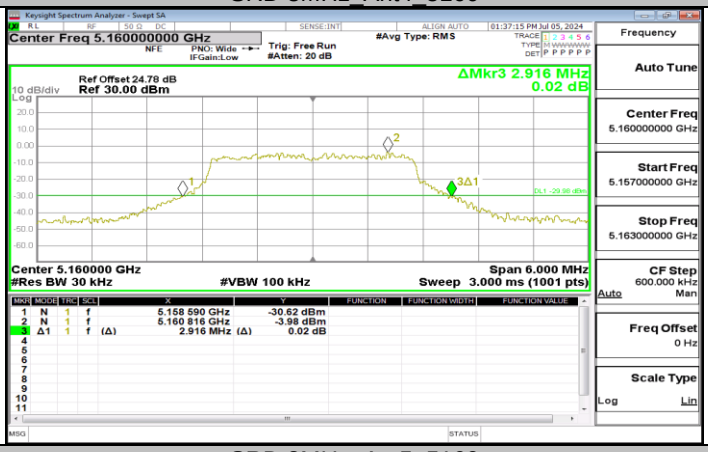

SRD 3MHz_Ant5_5160

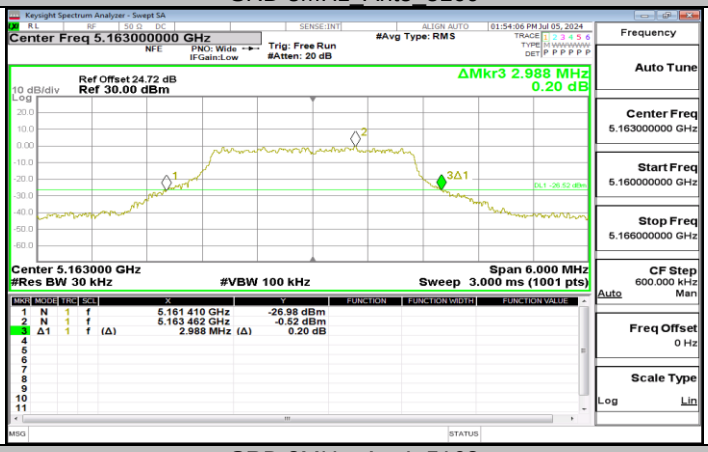

SRD 3MHz_Ant4_5163

This report shall not be reproduced except in full, without the written approval of UL Verification Services (Guangzhou) Co., Ltd, Song Shan Lake Branch.

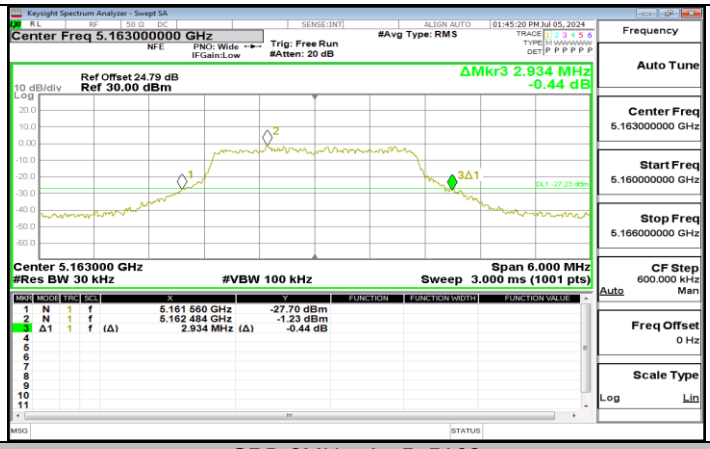

SRD 3MHz_Ant5_5163

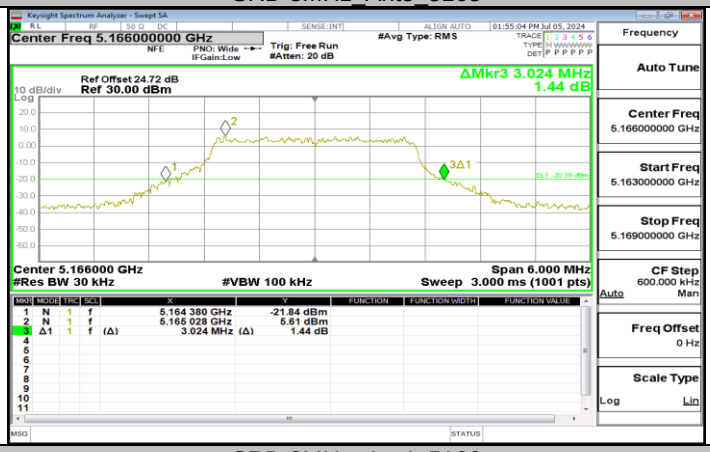

SRD 3MHz_Ant4_5166

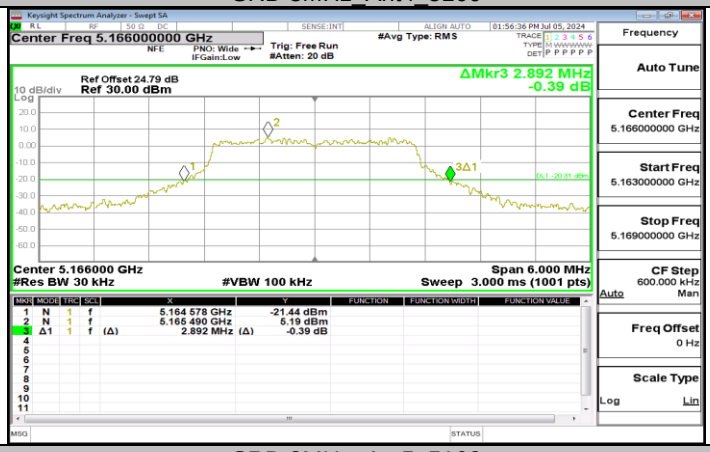

SRD 3MHz_Ant5_5166

This report shall not be reproduced except in full, without the written approval of UL Verification Services (Guangzhou) Co., Ltd, Song Shan Lake Branch.

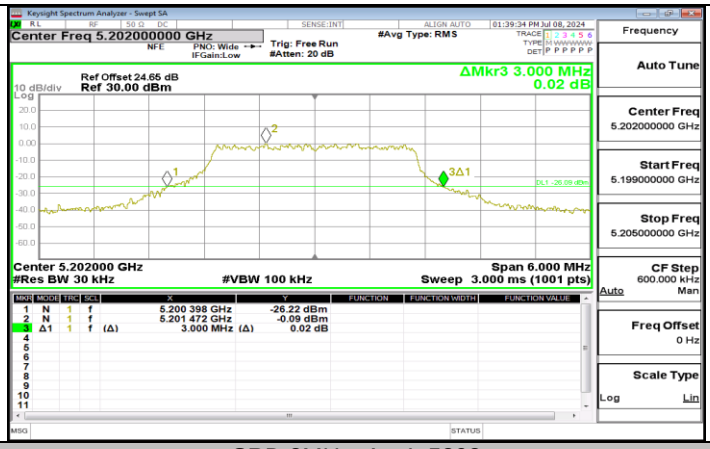

SRD 3MHz_Ant4_5202

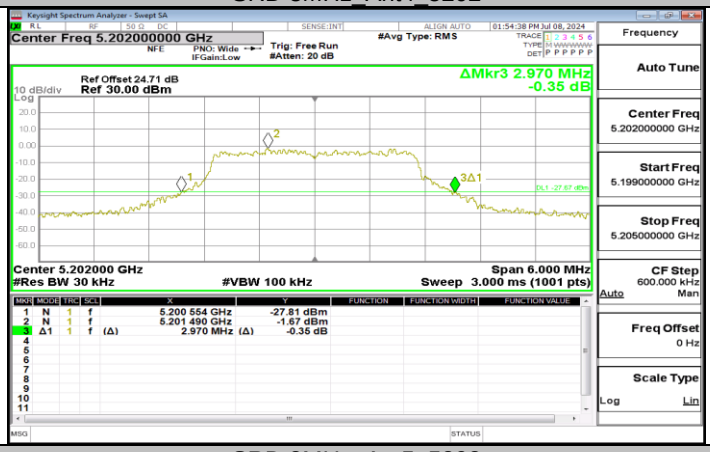

SRD 3MHz_Ant5_5202

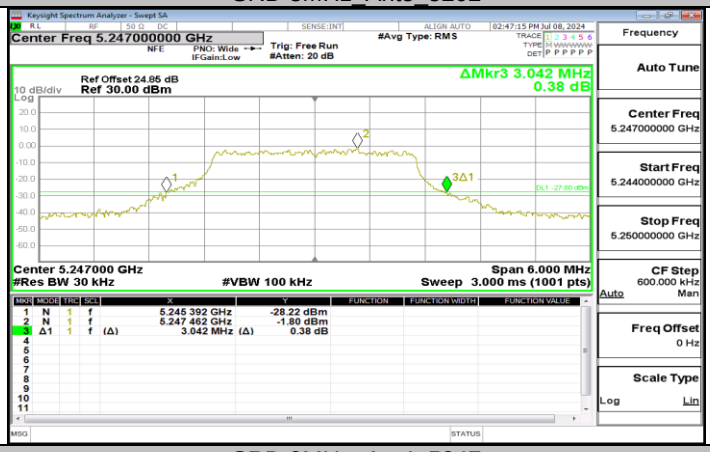

SRD 3MHz_Ant4_5247

This report shall not be reproduced except in full, without the written approval of UL Verification Services (Guangzhou) Co., Ltd, Song Shan Lake Branch.

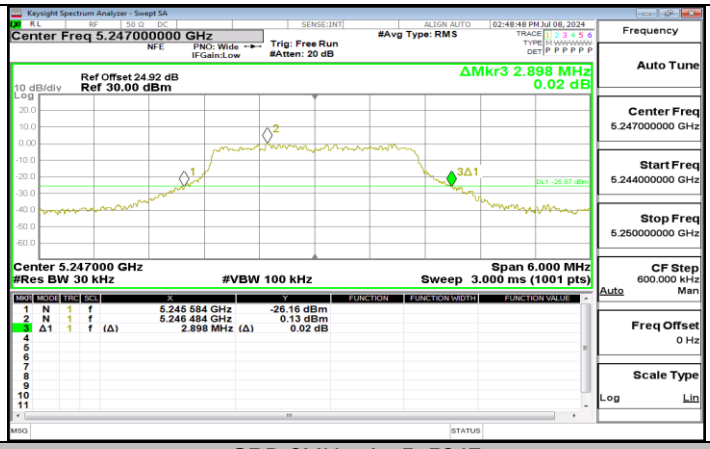

SRD 3MHz_Ant5_5247

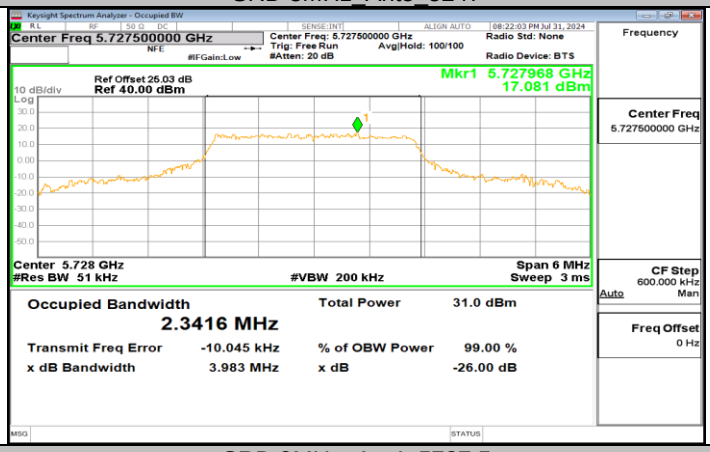

SRD 3MHz_Ant4_5727.5

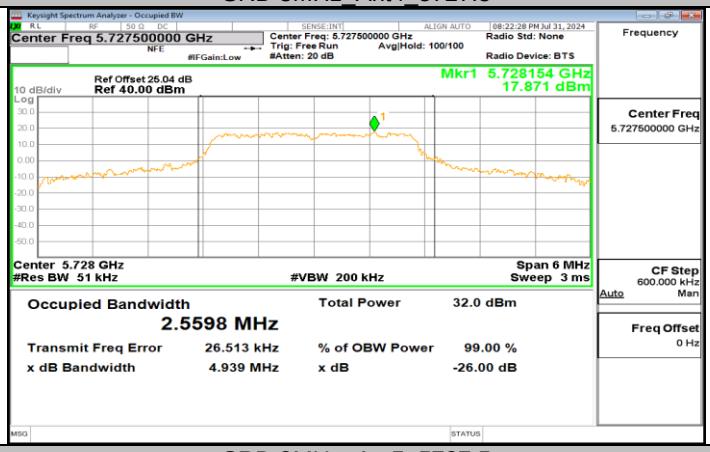

SRD 3MHz_Ant5_5727.5

This report shall not be reproduced except in full, without the written approval of UL Verification Services (Guangzhou) Co., Ltd, Song Shan Lake Branch.

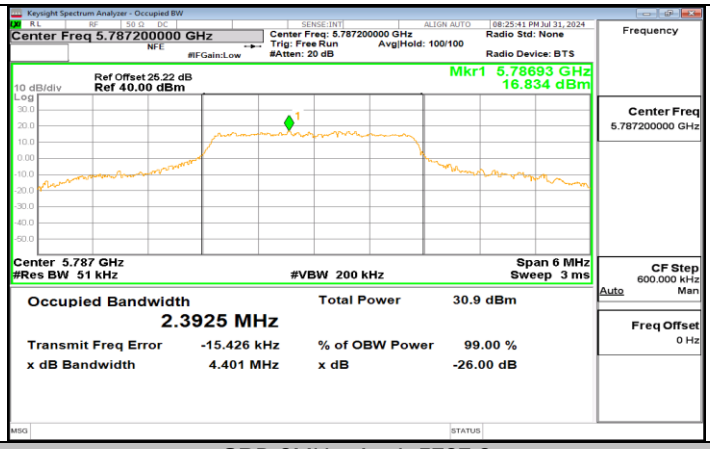

SRD 3MHz_Ant4_5787.2

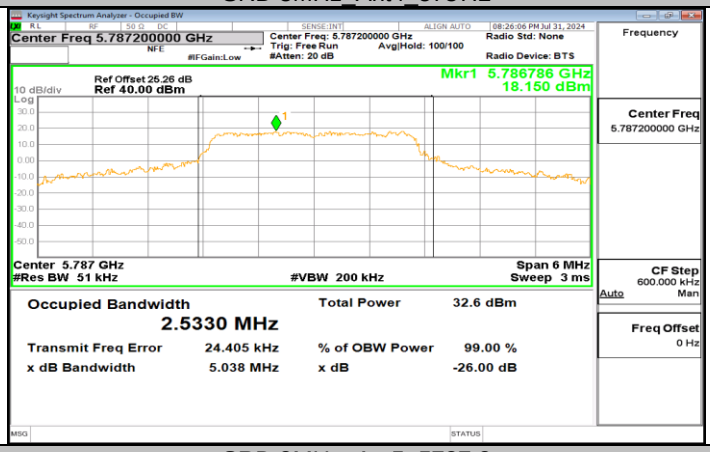

SRD 3MHz_Ant5_5787.2

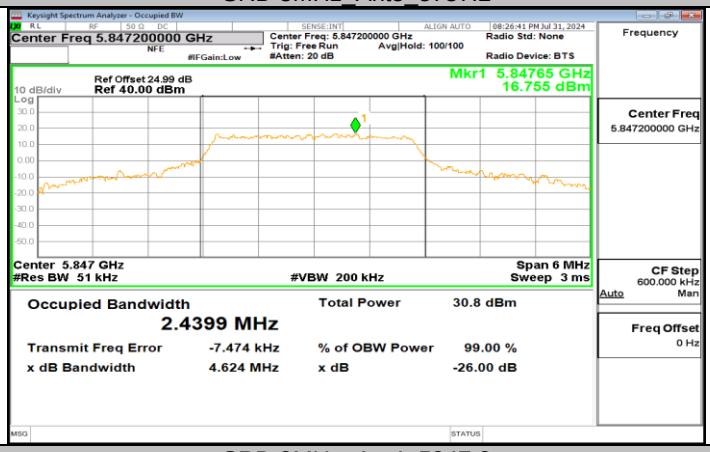

SRD 3MHz_Ant4_5847.2

This report shall not be reproduced except in full, without the written approval of UL Verification Services (Guangzhou) Co., Ltd, Song Shan Lake Branch.

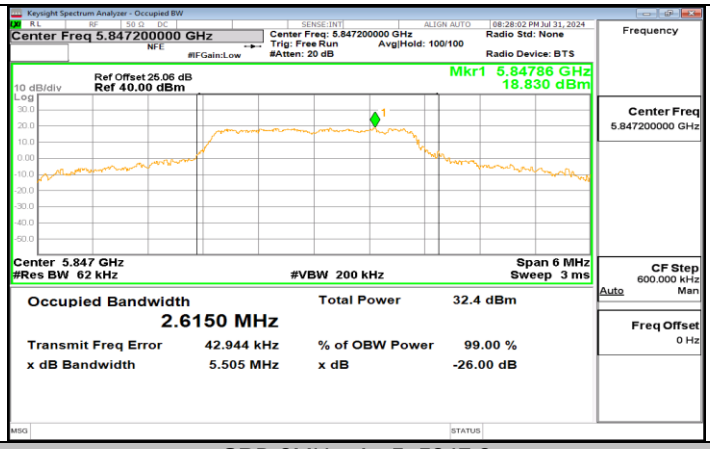

SRD 3MHz_Ant5_5847.2

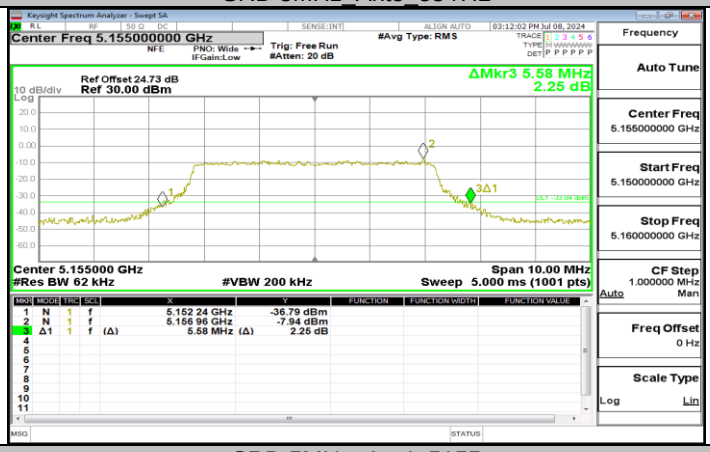

SRD 5MHz_Ant4_5155

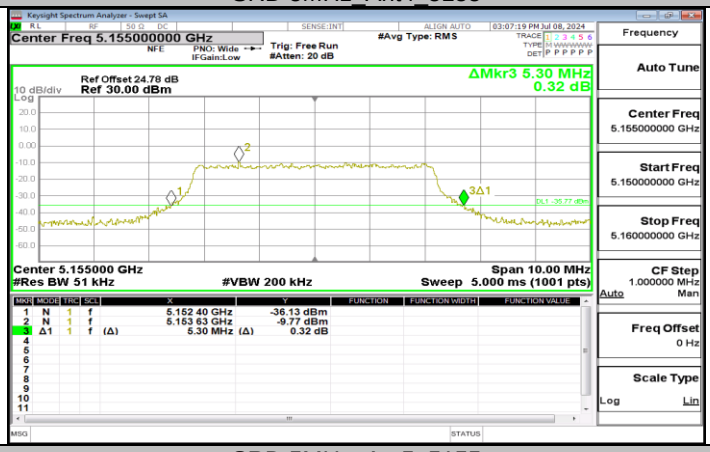

SRD 5MHz_Ant5_5155

This report shall not be reproduced except in full, without the written approval of UL Verification Services (Guangzhou) Co., Ltd, Song Shan Lake Branch.