UnionTrust Shenzhen UnionTrust Quality and Technology Co., Ltd.

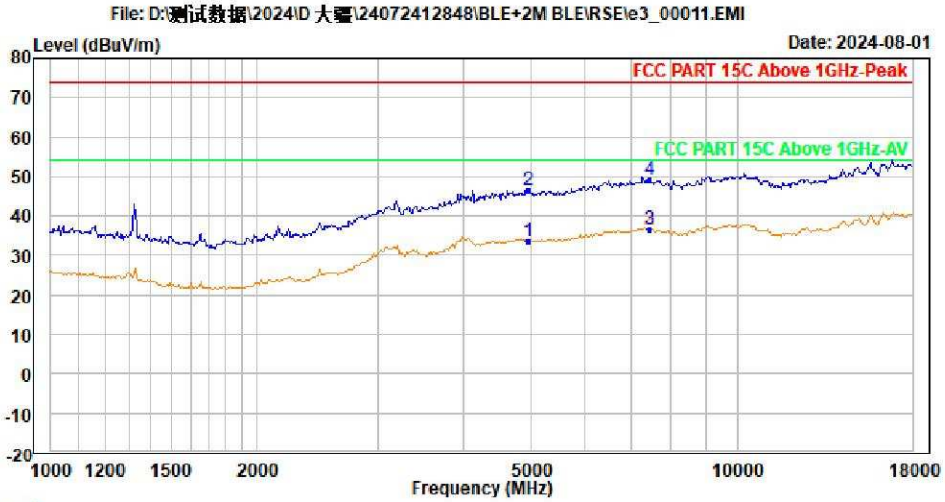

Trace: 1

Condition : 3m Horizontal
Temp.(C)/Hum.(%): 25.4(C)/55.2(%)
Press : 100.2kpa
Product : DJI
Model No. : WIFI MODULE/DYS_WL2G4
Power Rating : DC
Test Engineer : Fire
Test Mode : 2M BLE_2480
Remark :

		Freq	Level	Read Level	Ant Factor	Aux Factor	Cable Loss	Preamp Factor	Limit Line	Over Limit	Remark
		MHz	dBuV/m	dBuV	dB/m	dB	dB	dB	dBuV/m	dB	
1		4960.000	33.80	35.82	34.49	0.00	9.38	45.89	54.00	-20.20	Average
2		4960.000	46.43	48.45	34.49	0.00	9.38	45.89	74.00	-27.57	Peak
3	PP	7440.000	36.51	35.19	36.50	0.00	10.41	45.59	54.00	-17.49	Average
4	PK	7440.000	49.27	47.95	36.50	0.00	10.41	45.59	74.00	-24.73	Peak

Appendix A.6: Test Results of Radiated Emissions in Restricted Bands

UnionTrust Shenzhen UnionTrust Quality and Technology Co., Ltd.

File: D:\测试数据\2024\D 大疆\24072412848\BLE+2M BLE\BE\e3_00001.EMI

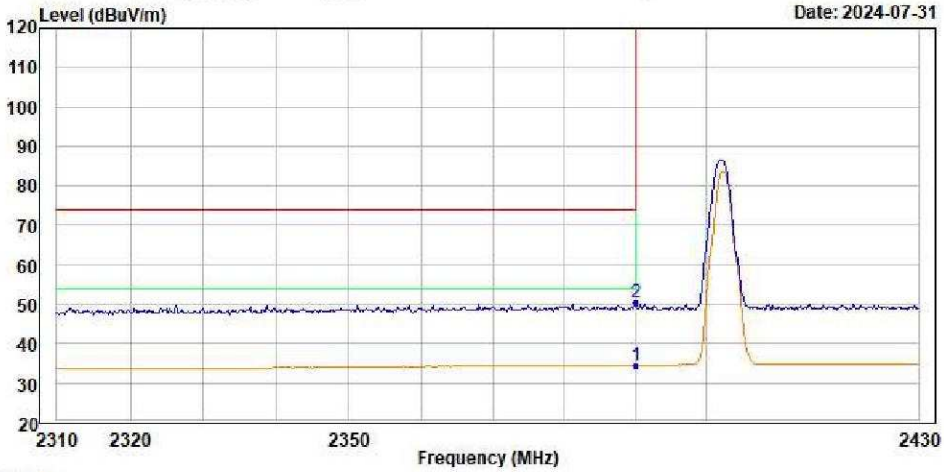

Trace: 1

Condition : 3m Horizontal
Temp.(C)/Hum.(%): 25.4(C)/55.2(%)
Press : 100.2kpa
Product : DJI
Model No. : WIFI MODULE/DYS_WL2G4
Power Rating : DC
Test Engineer : Fire
Test Mode : BLE_2402
Remark :

		Freq	Level	Read Level	Ant Factor	Aux Factor	Cable Loss	Preamp Factor	Limit Line	Over Limit	Remark
		MHz	dBuV/m	dBuV	dB/m	dB	dB	dB	dBuV/m	dB	
1	PP	2390.000	34.50	32.09	32.91	10.00	6.90	47.40	54.00	-19.50	Average
2	PK	2390.000	50.59	48.18	32.91	10.00	6.90	47.40	74.00	-23.41	Peak

UnionTrust

Shenzhen UnionTrust Quality and Technology Co., Ltd.

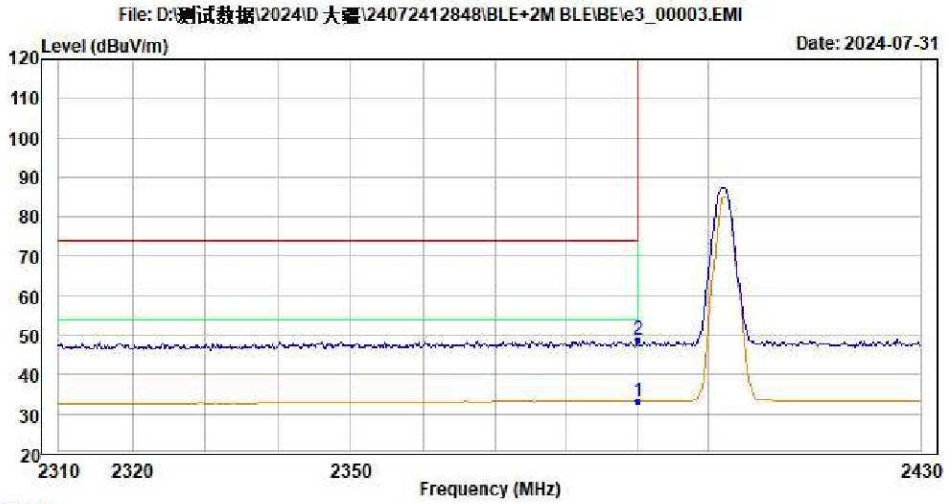

Trace: 1

Condition : 3m Vertical
Temp.(C)/Hum.(%): 25.4(C)/55.2(%)
Press : 100.2kpa
Product : DJI
Model No. : WIFI MODULE/DYS_WL2G4
Power Rating : DC
Test Engineer : Fire
Test Mode : BLE_2402
Remark :

		Freq	Level	Read Level	Ant Factor	Aux Factor	Cable Loss	Preamp Factor	Limit Line	Over Limit	Remark
		MHz	dBuV/m	dBuV	dB/m	dB	dB	dB	dBuV/m	dB	
1	PP	2390.000	33.20	32.15	31.55	10.00	6.90	47.40	54.00	-20.80	Average
2	PK	2390.000	49.02	47.97	31.55	10.00	6.90	47.40	74.00	-24.98	Peak

UnionTrust

Shenzhen UnionTrust Quality and Technology Co., Ltd.

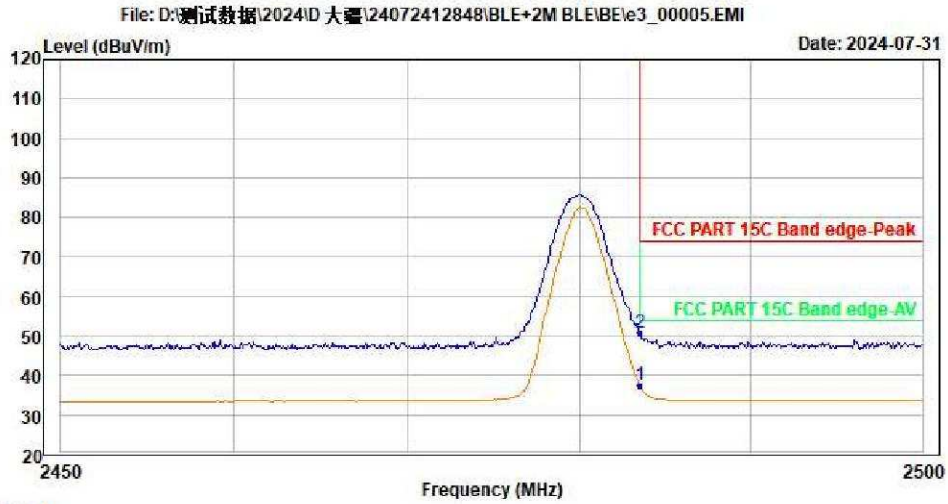

Trace: 1

Condition : 3m Vertical
Temp.(C)/Hum.(%): 25.4(C)/55.2(%)
Press : 100.2kpa
Product : DJI
Model No. : WIFI MODULE/DYS_WL2G4
Power Rating : DC
Test Engineer : Fire
Test Mode : BLE_2480
Remark :

		Freq	Level	Read Level	Ant Factor	Aux Factor	Cable Loss	Preamp Factor	Limit Line	Over Limit	Remark
		MHz	dBuV/m	dBuV	dB/m	dB	dB	dB	dBuV/m	dB	
1	PP	2483.500	37.53	36.22	31.68	10.00	7.03	47.40	54.00	-16.47	Average
2	PK	2483.500	50.70	49.39	31.68	10.00	7.03	47.40	74.00	-23.30	Peak

UnionTrust Shenzhen UnionTrust Quality and Technology Co., Ltd.

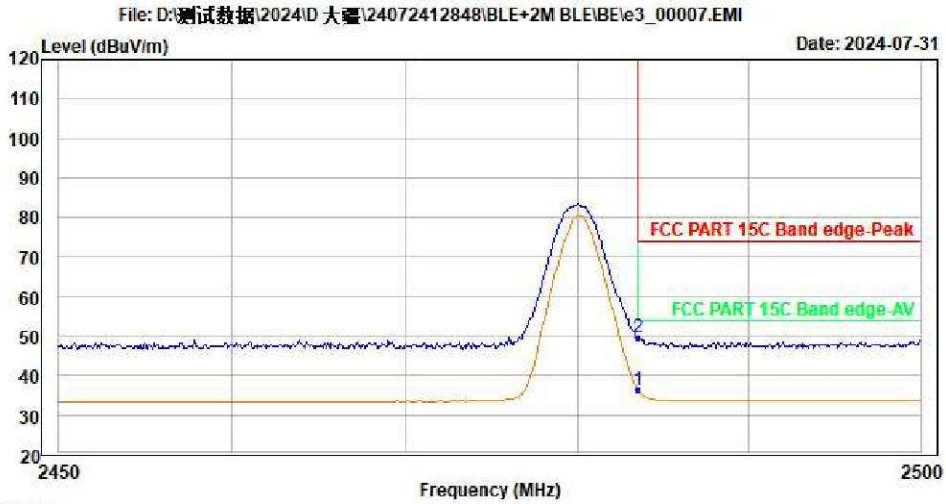

Trace: 1

```
Condition        : 3m Horizontal
Temp.(C)/Hum.(%): 25.4(C)/55.2(%)
Press            : 100.2kpa
Product          : DJI
Model No.        : WIFI MODULE/DYS_WL2G4
Power Rating     : DC
Test Engineer    : Fire
Test Mode        : BLE_2480
Remark           :
```

		Freq	Level	Read Level	Ant Factor	Aux Factor	Cable Loss	Preamp Factor	Limit Line	Over Limit	Remark
		MHz	dBuV/m	dBuV	dB/m	dB	dB	dB	dBuV/m	dB	
1	PP	2483.500	36.49	35.18	31.68	10.00	7.03	47.40	54.00	-17.51	Average
2	PK	2483.500	49.69	48.38	31.68	10.00	7.03	47.40	74.00	-24.31	Peak

UnionTrust Shenzhen UnionTrust Quality and Technology Co., Ltd.

File: D:\测试数据\2024\D 大疆\24072412848\BLE+2M BLE\BE\e3_00013.EMI

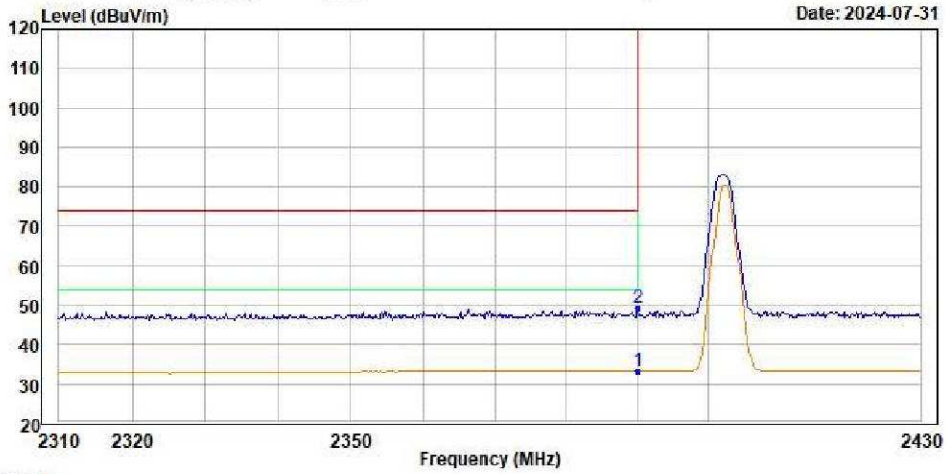

Trace: 1

```
Condition        : 3m Vertical
Temp.(C)/Hum.(%): 25.4(C)/55.2(%)
Press            : 100.2kpa
Product          : DJI
Model No.        : WIFI MODULE/DYS_WL2G4
Power Rating     : DC
Test Engineer    : Fire
Test Mode        : 2M BLE_2402
Remark           :
```

		Freq	Level	Read Level	Ant Factor	Aux Factor	Cable Loss	Preamp Factor	Limit Line	Over Limit	Remark
		MHz	dBuV/m	dBuV	dB/m	dB	dB	dB	dBuV/m	dB	
1	PP	2390.000	33.37	32.32	31.55	10.00	6.90	47.40	54.00	-20.63	Average
2	PK	2390.000	49.27	48.22	31.55	10.00	6.90	47.40	74.00	-24.73	Peak

UnionTrust

Shenzhen UnionTrust Quality and Technology Co., Ltd.

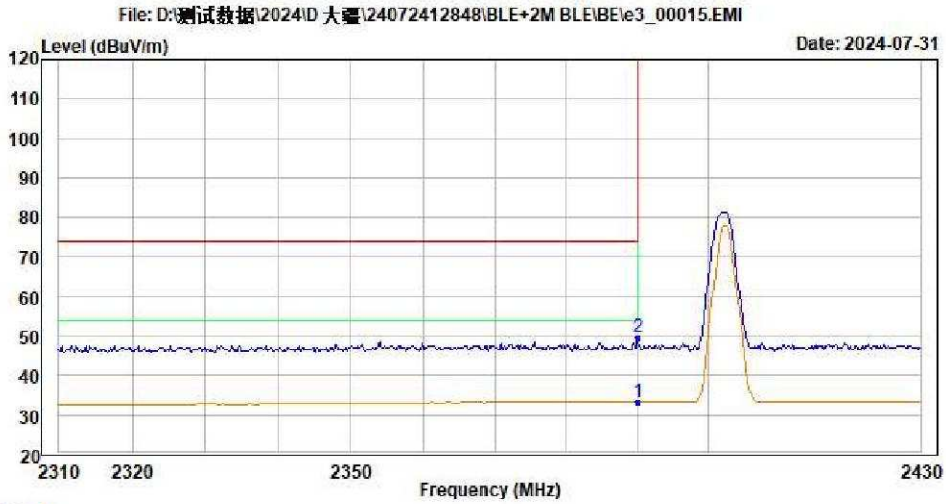

Trace: 1

Condition : 3m Horizontal
Temp.(C)/Hum.(%): 25.4(C)/55.2(%)
Press : 100.2kpa
Product : DJI
Model No. : WIFI MODULE/DYS_WL2G4
Power Rating : DC
Test Engineer : Fire
Test Mode : 2M BLE_2402
Remark :

		Freq	Level	Read Level	Ant Factor	Aux Factor	Cable Loss	Preamp Factor	Limit Line	Over Limit	Remark
		MHz	dBuV/m	dBuV	dB/m	dB	dB	dB	dBuV/m	dB	
1	PP	2390.000	33.21	32.16	31.55	10.00	6.90	47.40	54.00	-20.79	Average
2	PK	2390.000	49.67	48.62	31.55	10.00	6.90	47.40	74.00	-24.33	Peak

UnionTrust Shenzhen UnionTrust Quality and Technology Co., Ltd.

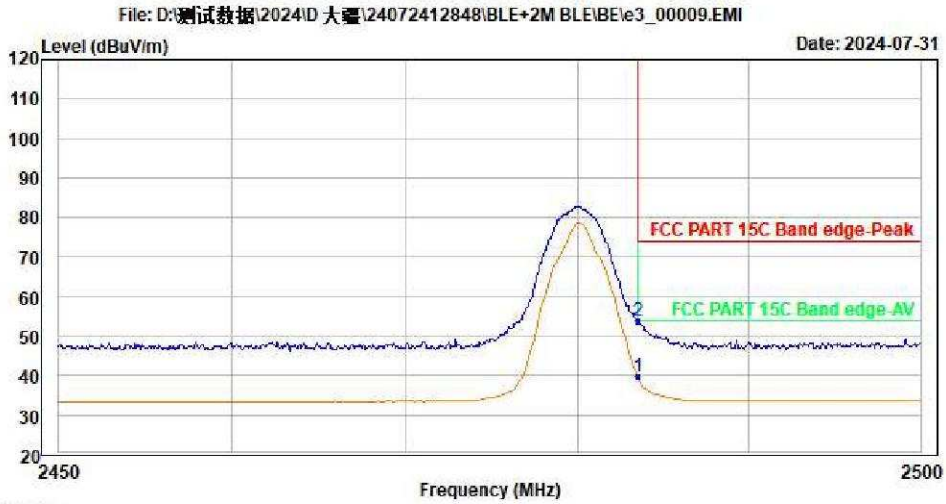

Trace: 1

```
Condition        : 3m Horizontal
Temp.(C)/Hum.(%): 25.4(C)/55.2(%)
Press            : 100.2kpa
Product          : DJI
Model No.        : WIFI MODULE/DYS_WL2G4
Power Rating     : DC
Test Engineer    : Fire
Test Mode        : 2M BLE_2480
Remark           :
```

		Freq	Level	Read Level	Ant Factor	Aux Factor	Cable Loss	Preamp Factor	Limit Line	Over Limit	Remark
		MHz	dBuV/m	dBuV	dB/m	dB	dB	dB	dBuV/m	dB	
1	PP	2483.500	39.95	38.64	31.68	10.00	7.03	47.40	54.00	-14.05	Average
2	PK	2483.500	53.67	52.36	31.68	10.00	7.03	47.40	74.00	-20.33	Peak

UnionTrust

Shenzhen UnionTrust Quality and Technology Co., Ltd.

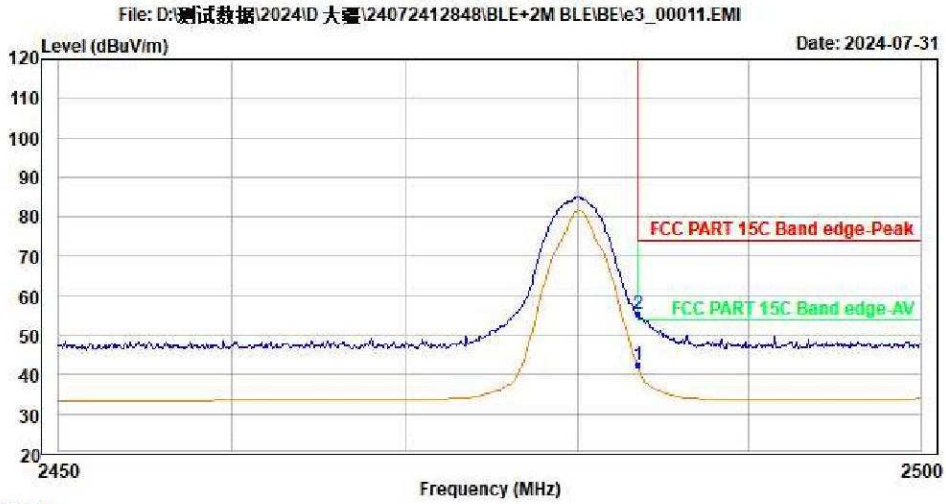

Trace: 1

Condition : 3m Vertical
Temp.(C)/Hum.(%): 25.4(C)/55.2(%)
Press : 100.2kpa
Product : DJI
Model No. : WIFI MODULE/DYS_WL2G4
Power Rating : DC
Test Engineer : Fire
Test Mode : 2M BLE_2480
Remark :

		Freq	Level	Read Level	Ant Factor	Aux Factor	Cable Loss	Preamp Factor	Limit Line	Over Limit	Remark
		MHz	dBuV/m	dBuV	dB/m	dB	dB	dB	dBuV/m	dB	
1	PP	2483.500	42.33	41.02	31.68	10.00	7.03	47.40	54.00	-11.67	Average
2	PK	2483.500	55.31	54.00	31.68	10.00	7.03	47.40	74.00	-18.69	Peak

Appendix A.7: Test Results of Conducted Emission on AC Mains

UnionTrust Quality Test, Quality Life.

Shenzhen UnionTrust Quality and Technology Co.,Ltd.

Site LAB		Phase:	*L1*	Temperature:	23.5 ℃
Limit: FCC Part15 CE-Class B_QP		Power:	AC120/60Hz	Humidity:	50.5 %RH
EUT: 模块				Air Pressure:	100.1 kpa
M/N: DY301(无线模块)					
Mode:					
Note:					

Conducted Emission Measurement

24072412848_DY301 Data :#1 Date: 2024/8/9 Time: 16:45:32

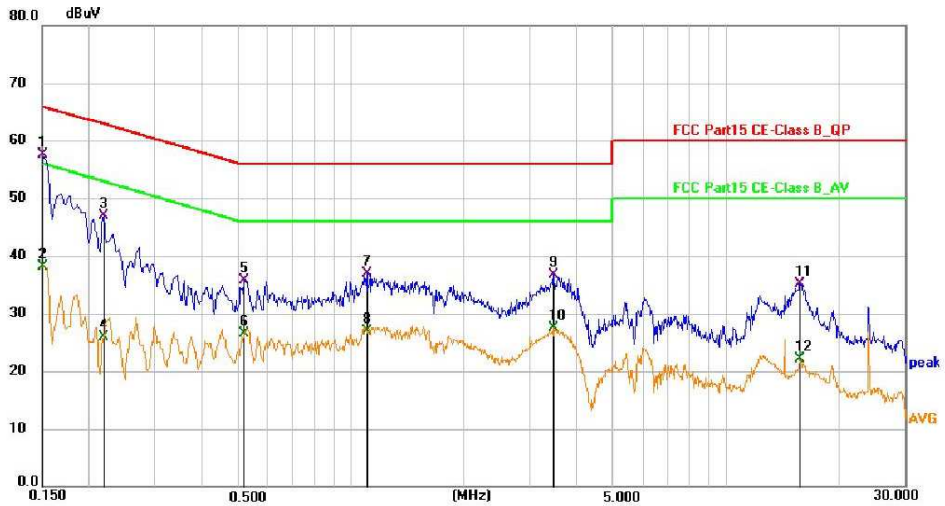

No.	Frequency (MHz)	Reading (dBuV)	Factor (dB)	Level (dBuV)	Limit (dBuV)	Margin (dB)	Detector	P/F	Remark
1 *	0.1500	47.37	10.20	57.57	66.00	-8.43	QP	P	
2	0.1500	27.96	10.20	38.16	56.00	-17.84	AVG	P	
3	0.2174	36.79	10.17	46.96	62.92	-15.96	QP	P	
4	0.2174	15.79	10.17	25.96	52.92	-26.96	AVG	P	
5	0.5190	25.48	10.19	35.67	56.00	-20.33	QP	P	
6	0.5190	16.34	10.19	26.53	46.00	-19.47	AVG	P	
7	1.1040	26.63	10.34	36.97	56.00	-19.03	QP	P	
8	1.1040	16.63	10.34	26.97	46.00	-19.03	AVG	P	
9	3.4664	26.43	10.25	36.68	56.00	-19.32	QP	P	
10	3.4664	17.31	10.25	27.56	46.00	-18.44	AVG	P	
11	15.7515	24.52	10.55	35.07	60.00	-24.93	QP	P	
12	15.7515	11.50	10.55	22.05	50.00	-27.95	AVG	P	

*:Maximum data x:Over limit !:over margin

24072412848_DY301\Data :#1 *Page: 1* Engineer Signature: linson

UnionTrust
Quality Test, Quality Life.

Shenzhen UnionTrust Quality and Technology Co.,Ltd.

Site LAB		Phase:	*N*	Temperature:	23.5 ℃
Limit: FCC Part15 CE-Class B_QP		Power:	AC120/60Hz	Humidity:	50.5 %RH
EUT: 模块				Air Pressure:	100.1 kpa
M/N: DY301(无线模块)					
Mode:					
Note:					

Conducted Emission Measurement

24072412848_DY301 Data :#2 Date: 2024/8/9 Time: 16:47:05

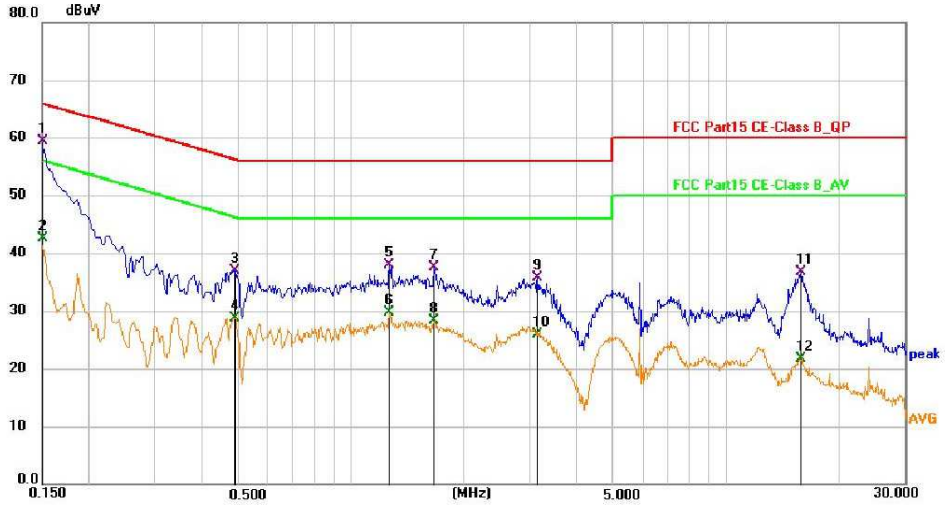

No.	Frequency (MHz)	Reading (dBuV)	Factor (dB)	Level (dBuV)	Limit (dBuV)	Margin (dB)	Detector	P/F	Remark
1 *	0.1500	49.15	10.19	59.34	66.00	-6.66	QP	P	
2	0.1500	32.37	10.19	42.56	56.00	-13.44	AVG	P	
3	0.4874	26.62	10.27	36.89	56.21	-19.32	QP	P	
4	0.4874	18.52	10.27	28.79	46.21	-17.42	AVG	P	
5	1.2660	27.68	10.20	37.88	56.00	-18.12	QP	P	
6	1.2660	19.60	10.20	29.80	46.00	-16.20	AVG	P	
7	1.6710	27.23	10.27	37.50	56.00	-18.50	QP	P	
8	1.6710	18.10	10.27	28.37	46.00	-17.63	AVG	P	
9	3.1514	25.38	10.25	35.63	56.00	-20.37	QP	P	
10	3.1514	15.56	10.25	25.81	46.00	-20.19	AVG	P	
11	15.8684	25.96	10.66	36.62	60.00	-23.38	QP	P	
12	15.8684	11.02	10.66	21.68	50.00	-28.32	AVG	P	

*:Maximum data x:Over limit !:over margin

24072412848_DY301\Data :#2 *Page: 1* Engineer Signature: linson

Appendix B: Test Results of 2.4GHz Wi-Fi

APPENDIX B: TEST RESULTS OF 2.4GHZ WI-FI **1**

APPENDIX B.1: TEST RESULTS OF CONDUCTED POWER SPECTRAL DENSITY 2
APPENDIX B.2: TEST RESULTS OF 6DB BANDWIDTH 9
APPENDIX B.3: TEST RESULTS OF 99% BANDWIDTH 16
APPENDIX B.4: TEST RESULTS OF CONDUCTED SPURIOUS EMISSIONS MEASURED IN 100 KHZ BANDWIDTH 23
Band Edge *23*
Conducted Spurious Emission *28*
APPENDIX B.5: TEST RESULTS OF RADIATED SPURIOUS EMISSIONS 47
30MHz - 1GHz (Worst case) *47*
1GHz - 18GHz *49*
APPENDIX B.6: TEST RESULTS OF RADIATED EMISSIONS IN RESTRICTED BANDS 73
Wi-Fi 802.11 b mode *73*
Wi-Fi 802.11 g mode *77*
Wi-Fi 802.11 n(HT20) mode *81*
Wi-Fi 802.11 n(HT40) mode *85*
APPENDIX B.7: TEST RESULTS OF CONDUCTED EMISSION ON AC MAINS 89

Appendix B.1: Test Results of Conducted Power Spectral Density

TestMode	Antenna	Frequency[MHz]	Result[dBm/3-100kHz]	Limit[dBm/3kHz]	Verdict
11B	Ant1	2412	-16.26	≤8.00	PASS
11B	Ant1	2437	-16.73	≤8.00	PASS
11B	Ant1	2462	-15.74	≤8.00	PASS
11G	Ant1	2412	-17.47	≤8.00	PASS
11G	Ant1	2437	-17.02	≤8.00	PASS
11G	Ant1	2462	-16.35	≤8.00	PASS
11N20SISO	Ant1	2412	-18.92	≤8.00	PASS
11N20SISO	Ant1	2437	-18.38	≤8.00	PASS
11N20SISO	Ant1	2462	-17.61	≤8.00	PASS
11N40SISO	Ant1	2422	-20.05	≤8.00	PASS
11N40SISO	Ant1	2437	-19.81	≤8.00	PASS
11N40SISO	Ant1	2452	-20.19	≤8.00	PASS

11B-Ant1-2412-PASS

11B-Ant1-2437-PASS

11B-Ant1-2462-PASS

11G-Ant1-2412-PASS

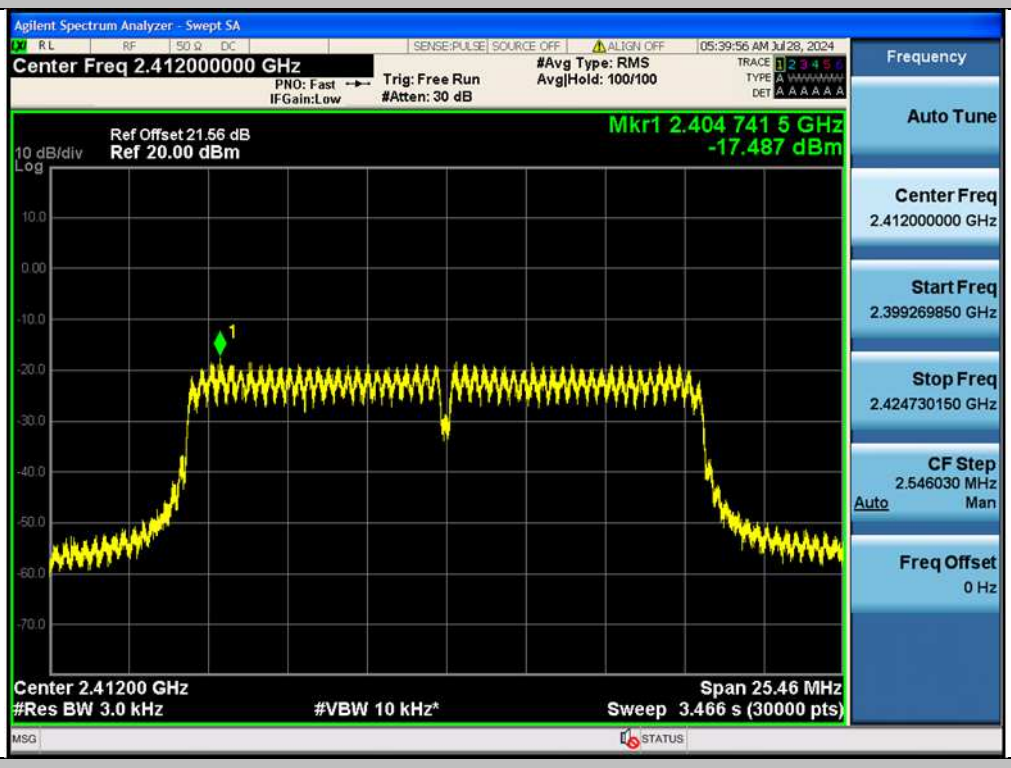

11G-Ant1-2437-PASS

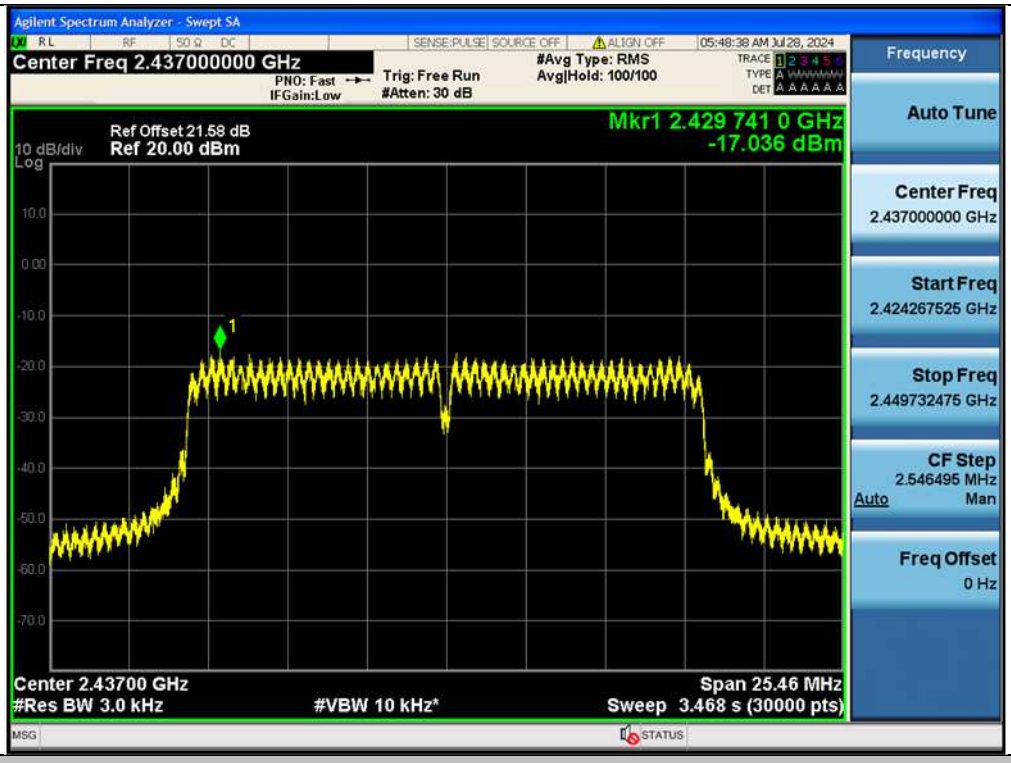

11G-Ant1-2462-PASS

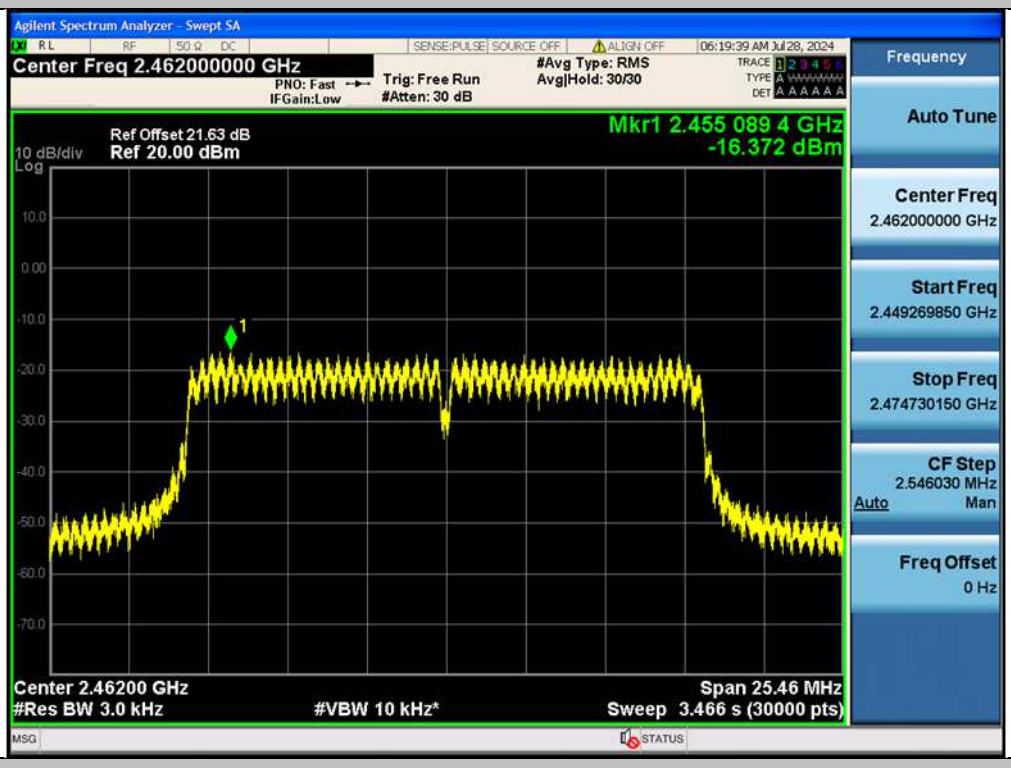

11N20SISO-Ant1-2412-PASS

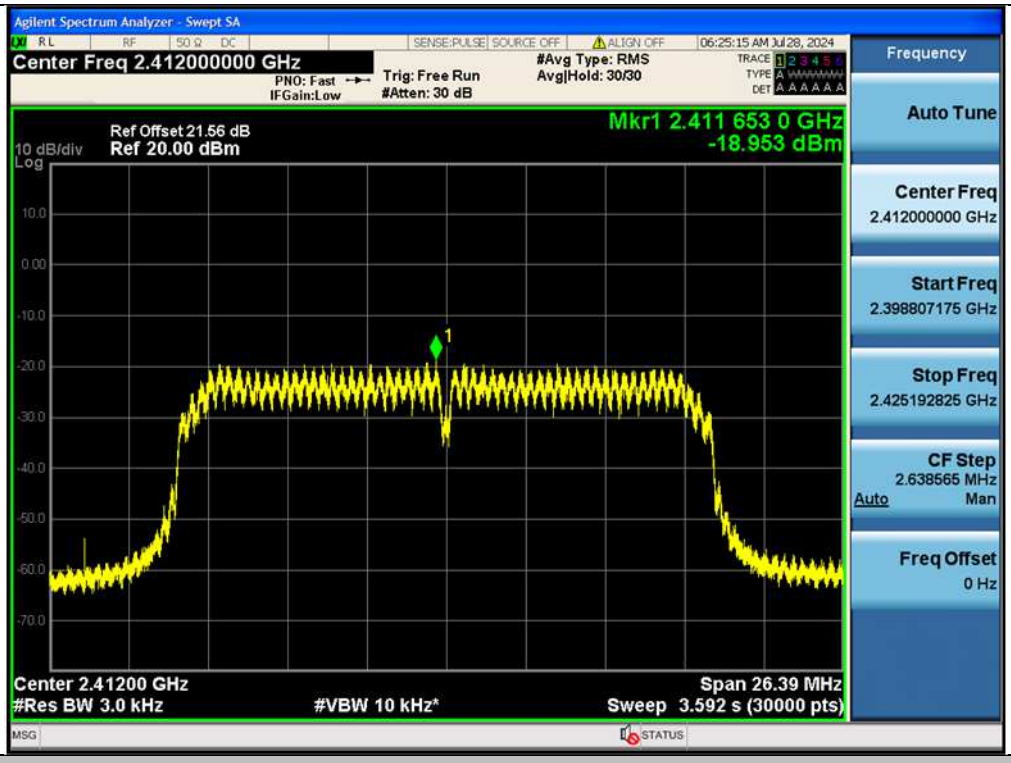

11N20SISO-Ant1-2437-PASS

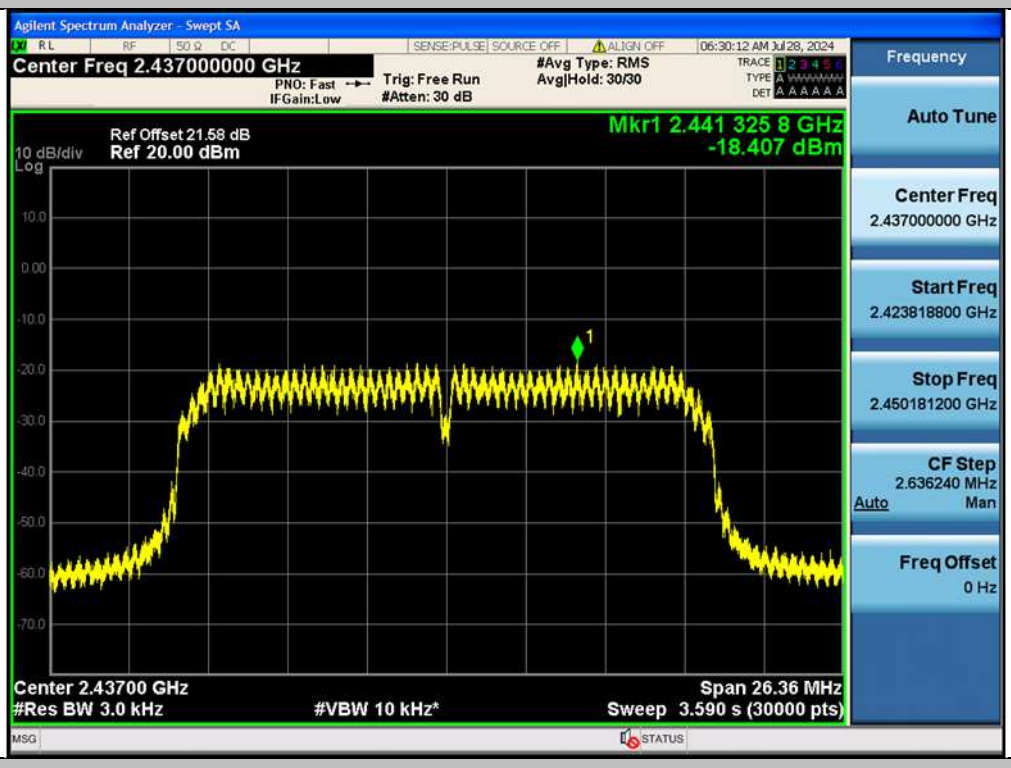

11N20SISO-Ant1-2462-PASS

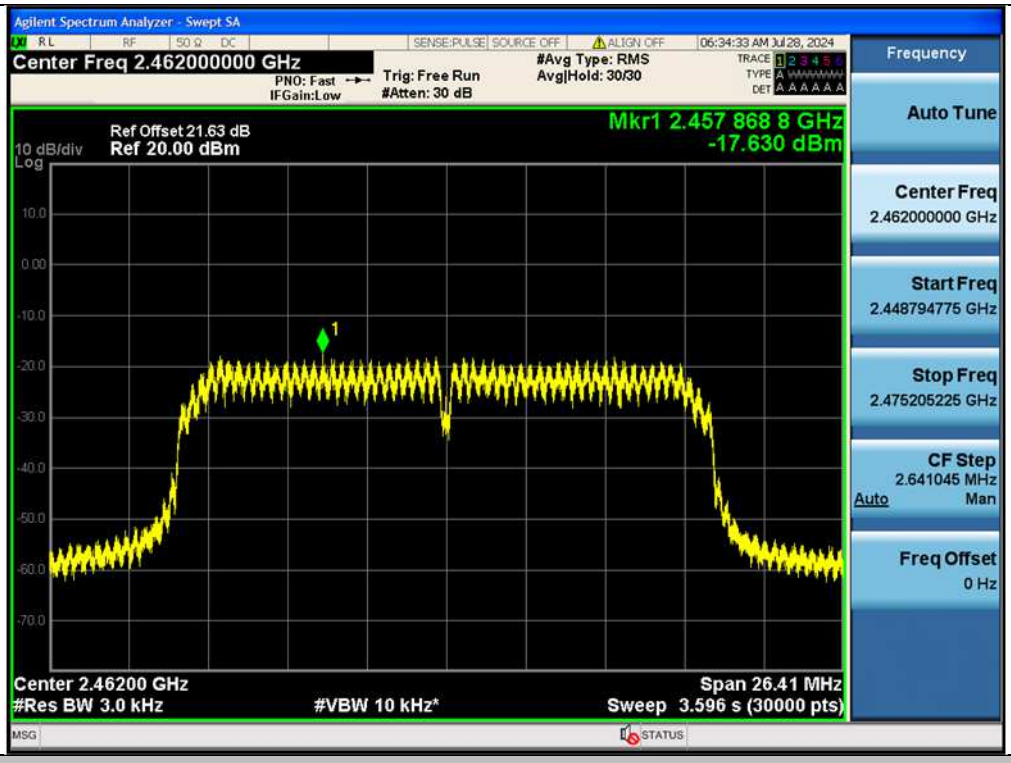

11N40SISO-Ant1-2422-PASS

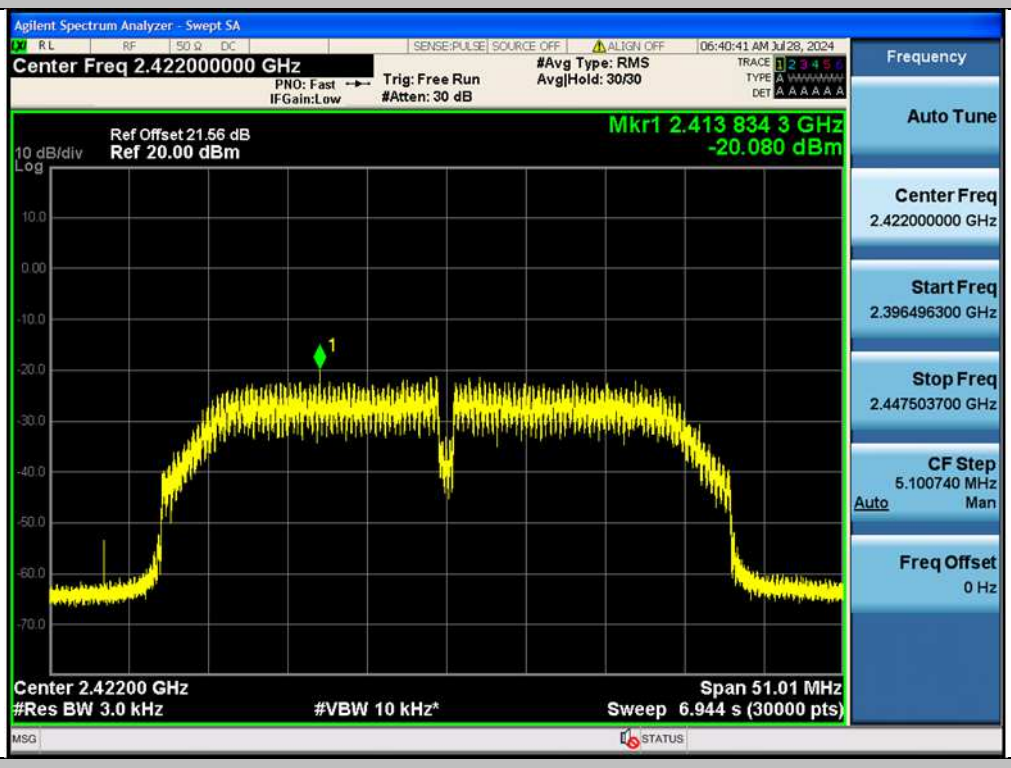

11N40SISO-Ant1-2437-PASS

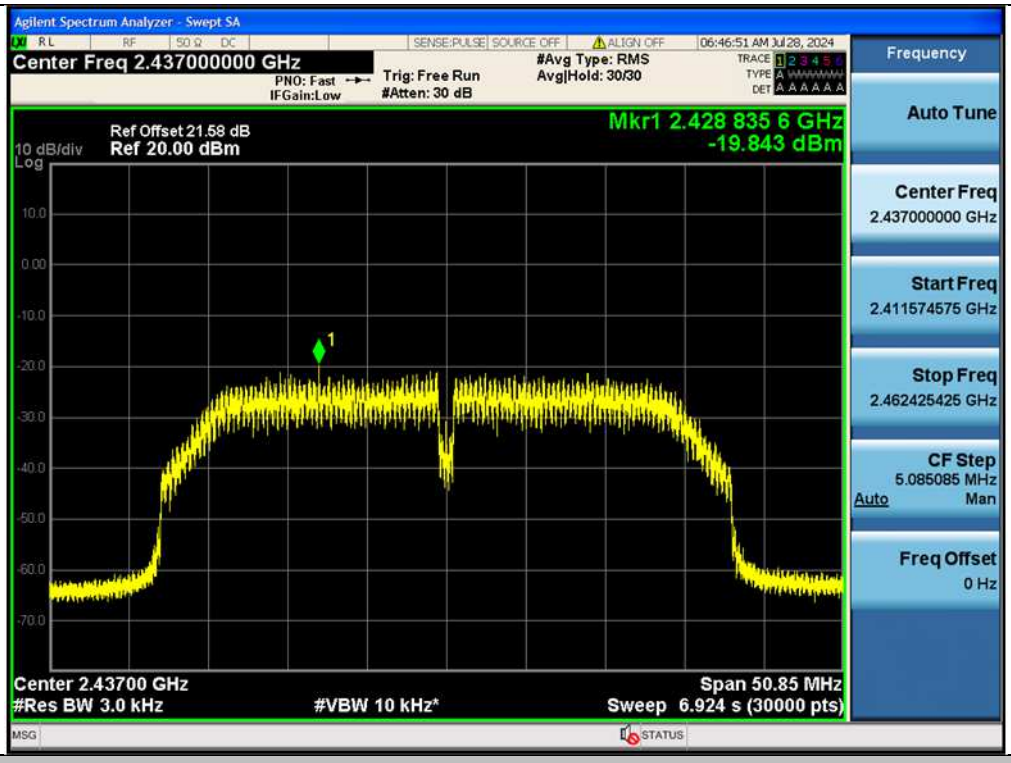

11N40SISO-Ant1-2452-PASS

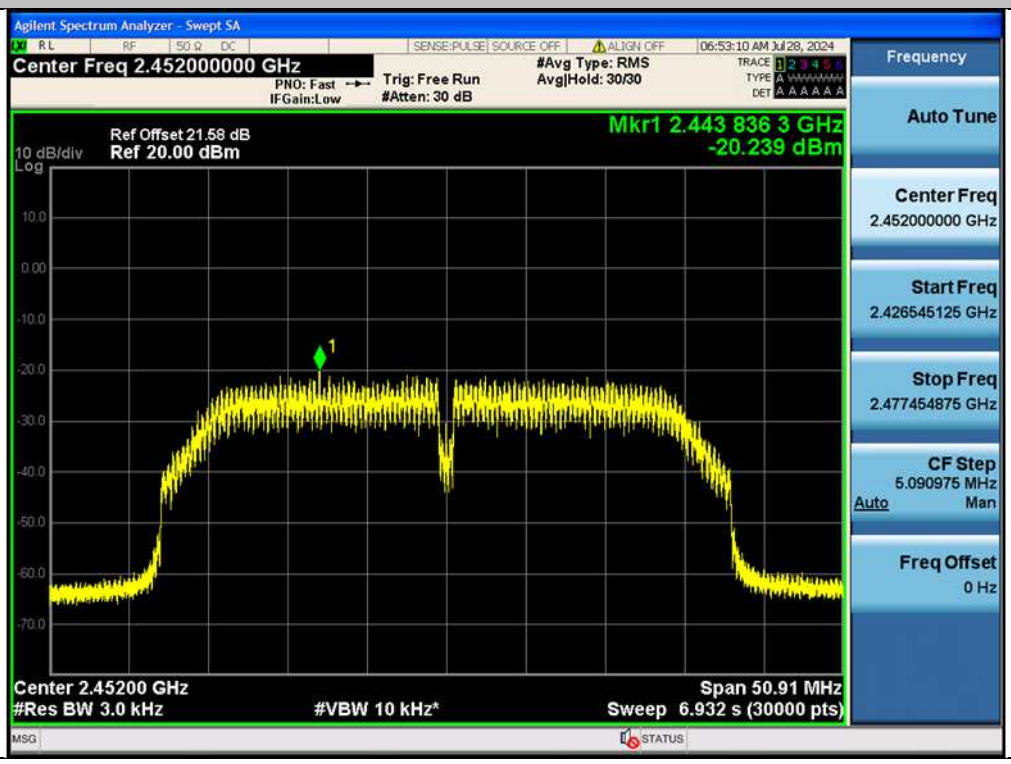

Appendix B.2: Test Results of 6dB Bandwidth

TestMode	Antenna	Frequency [MHz]	DTS BW [MHz]	FL[MHz]	FH[MHz]	Limit[MHz]	Verdict
11B	Ant1	2412	9.600	2406.960	2416.560	0.5	PASS
11B	Ant1	2437	9.480	2431.960	2441.440	0.5	PASS
11B	Ant1	2462	9.280	2457.200	2466.480	0.5	PASS
11G	Ant1	2412	16.040	2403.840	2419.880	0.5	PASS
11G	Ant1	2437	15.800	2429.040	2444.840	0.5	PASS
11G	Ant1	2462	16.000	2453.840	2469.840	0.5	PASS
11N20SISO	Ant1	2412	16.400	2403.760	2420.160	0.5	PASS
11N20SISO	Ant1	2437	16.640	2428.720	2445.360	0.5	PASS
11N20SISO	Ant1	2462	15.800	2454.040	2469.840	0.5	PASS
11N40SISO	Ant1	2422	29.200	2406.960	2436.160	0.5	PASS
11N40SISO	Ant1	2437	29.360	2421.960	2451.320	0.5	PASS
11N40SISO	Ant1	2452	29.200	2436.960	2466.160	0.5	PASS

11B-Ant1-2412-PASS

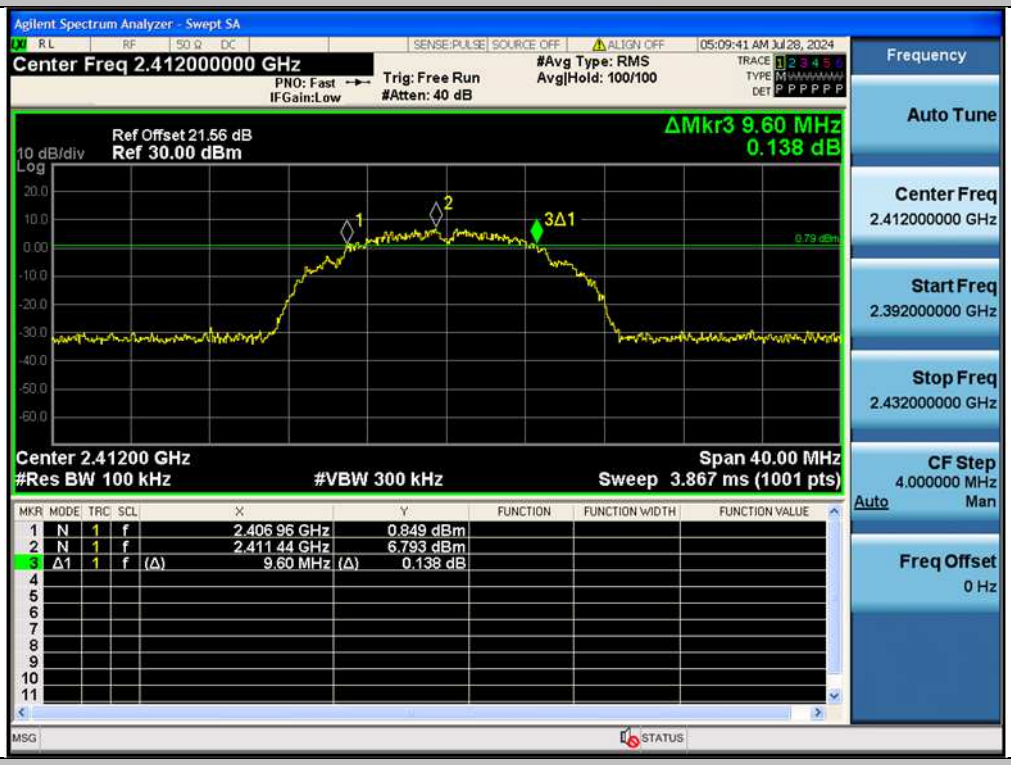

11B-Ant1-2437-PASS

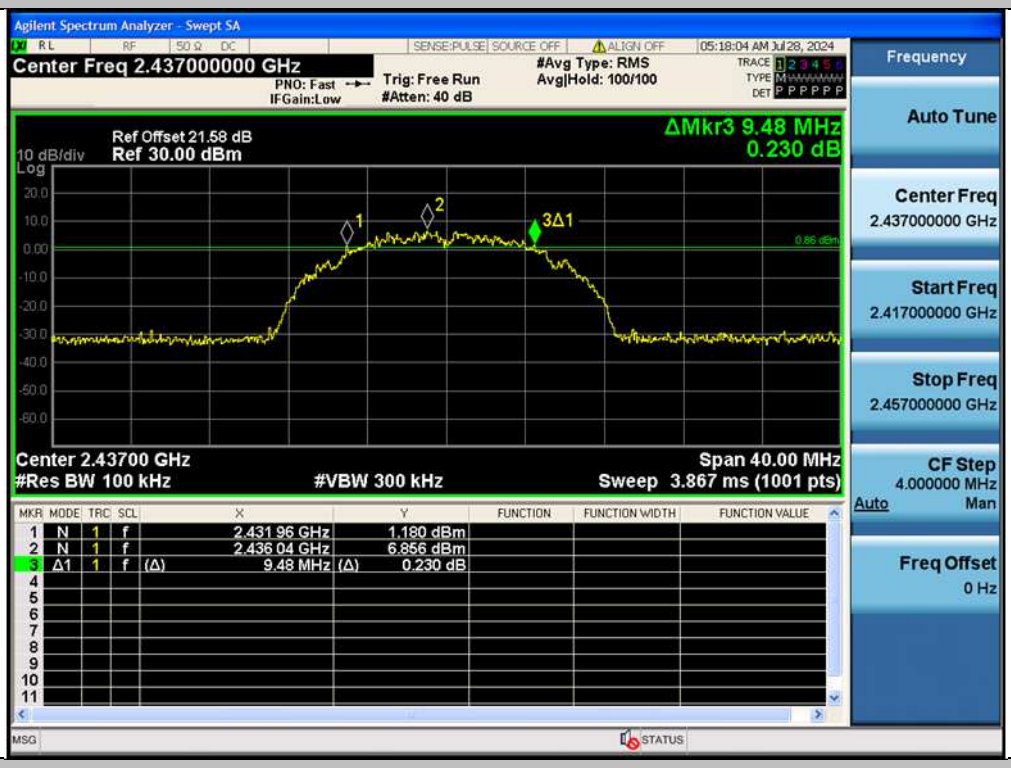

11B-Ant1-2462-PASS

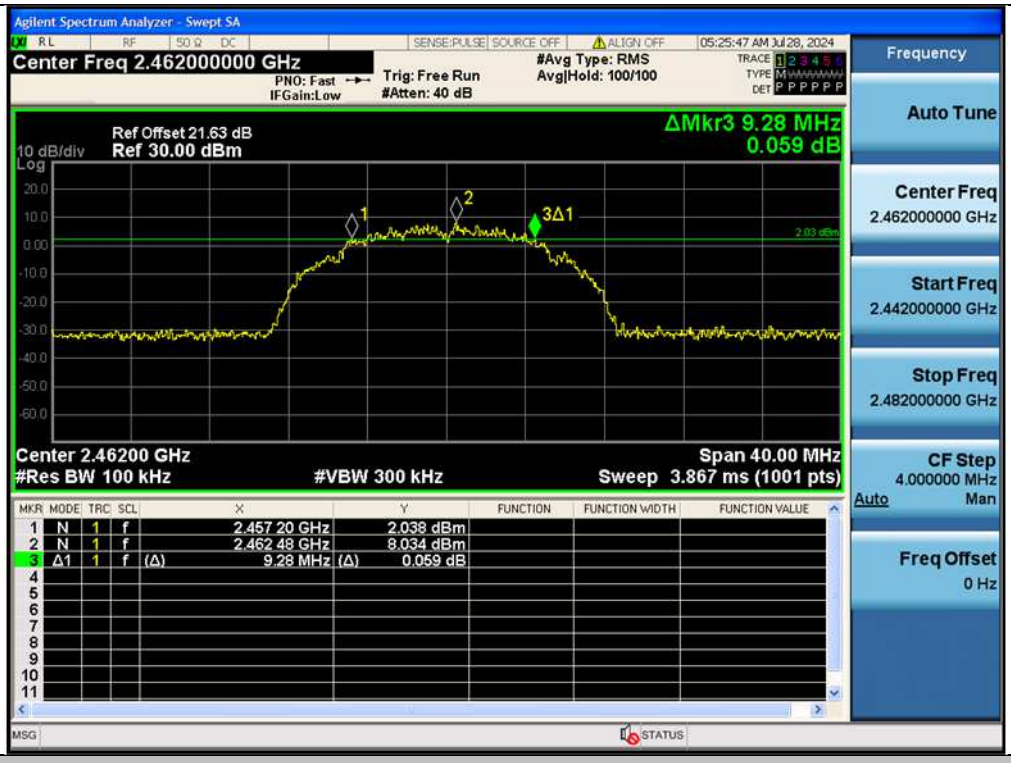

11G-Ant1-2412-PASS

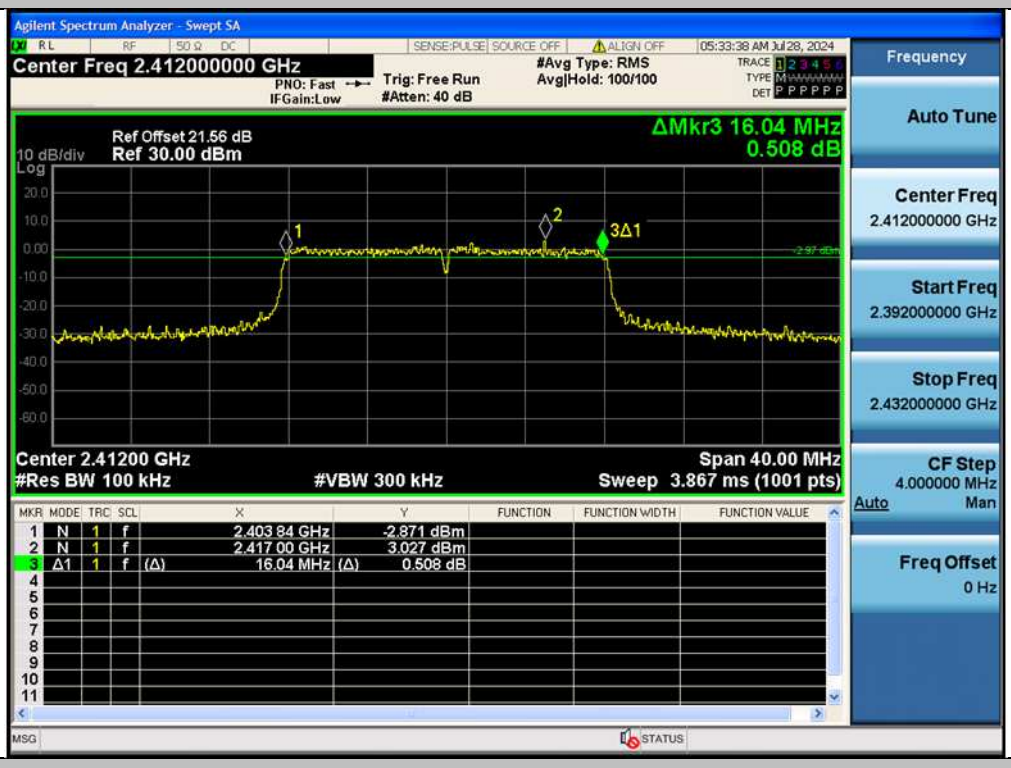

11G-Ant1-2437-PASS

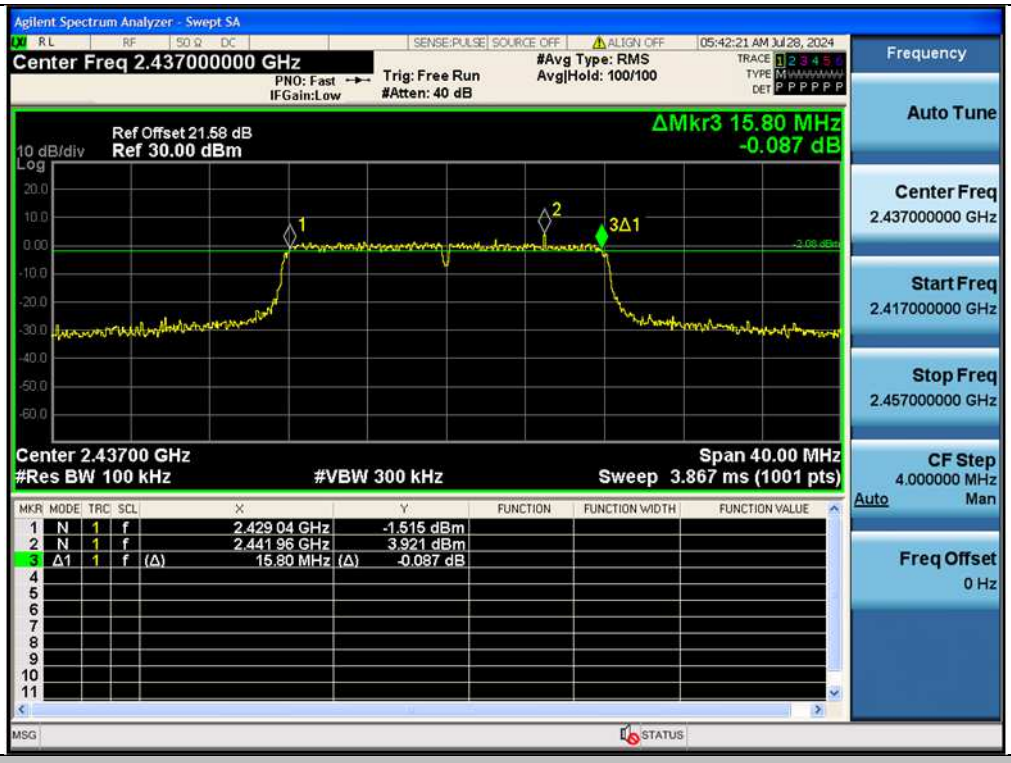

11G-Ant1-2462-PASS

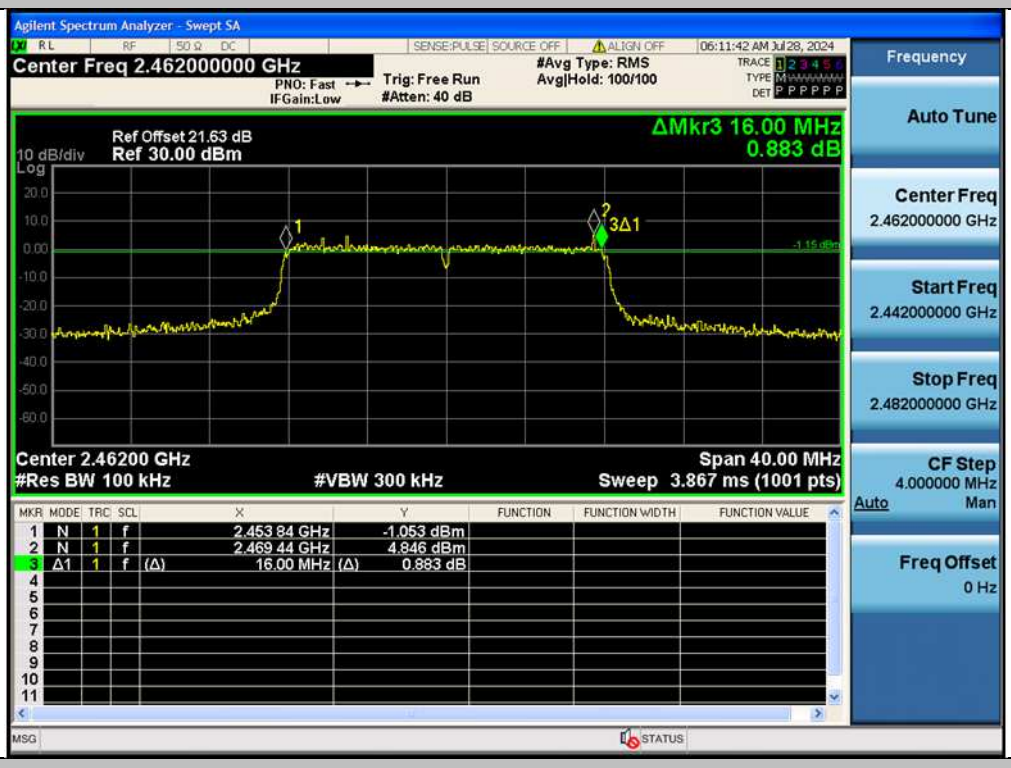

11N20SISO-Ant1-2412-PASS

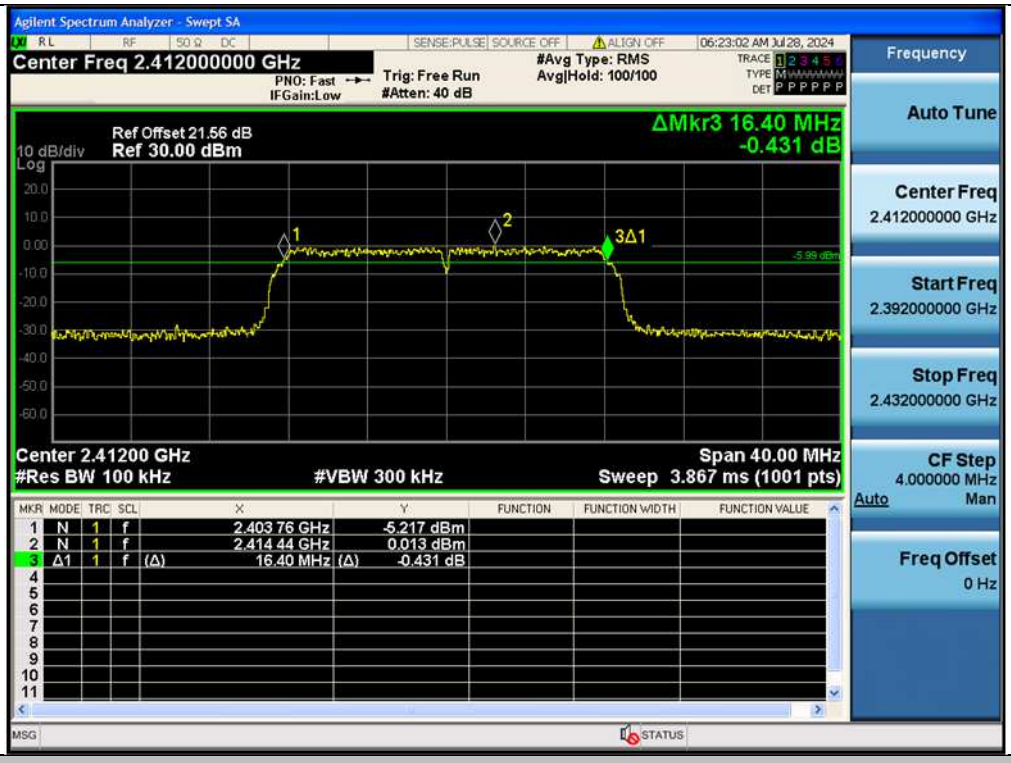

11N20SISO-Ant1-2437-PASS

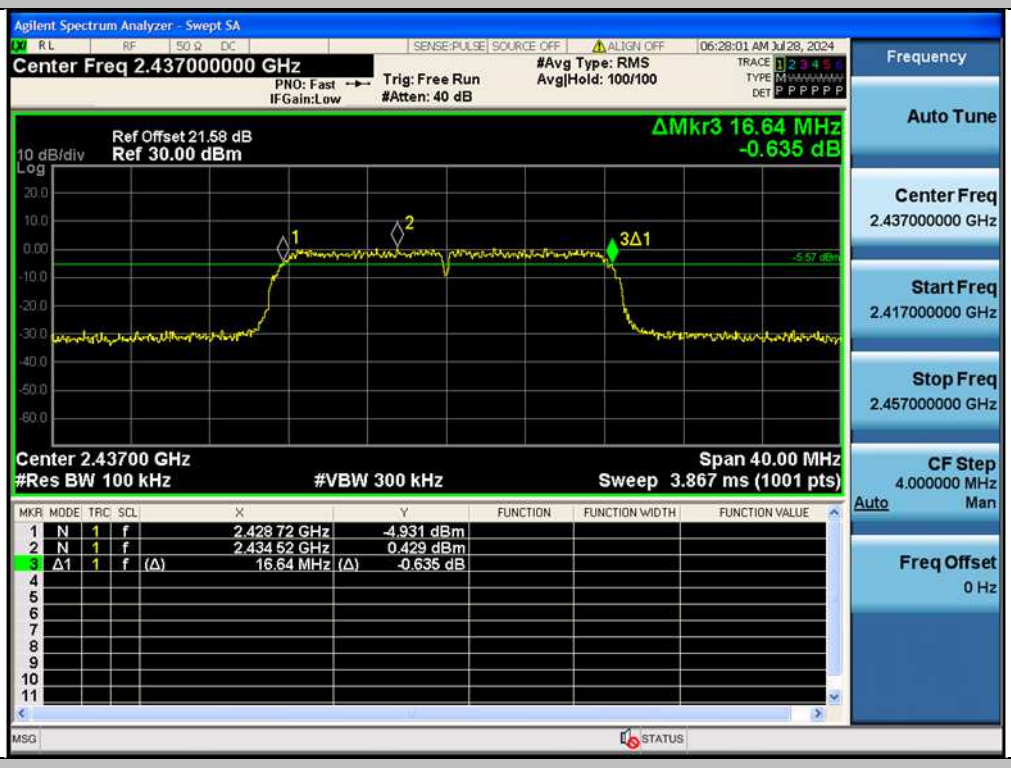

11N20SISO-Ant1-2462-PASS

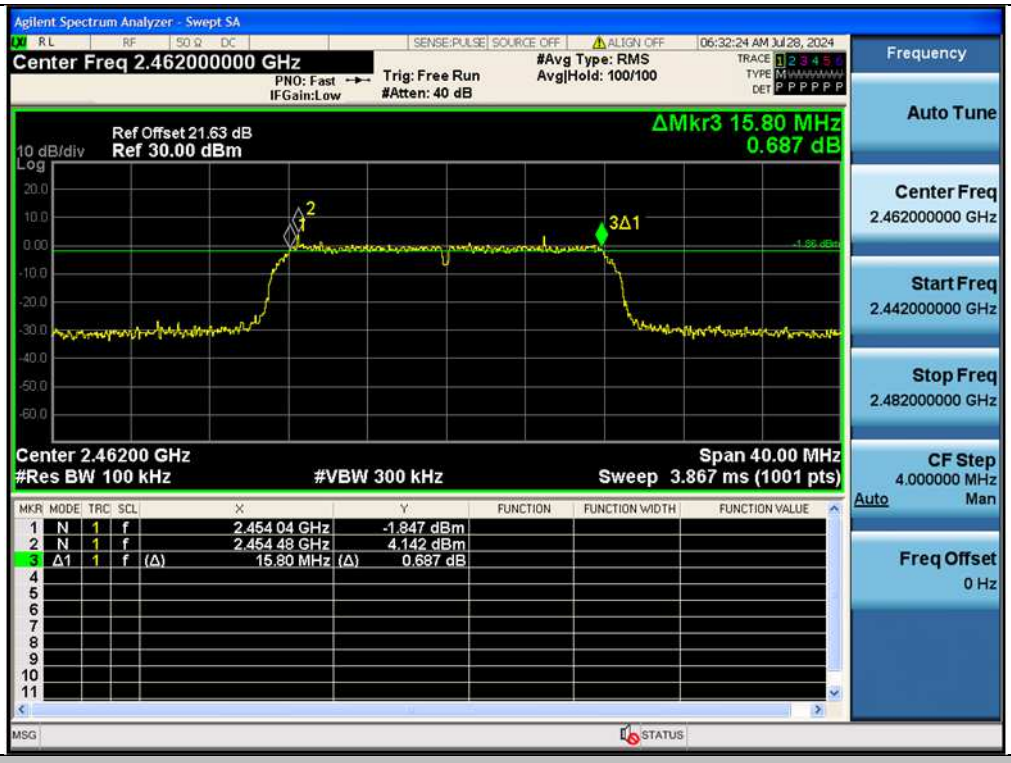

11N40SISO-Ant1-2422-PASS

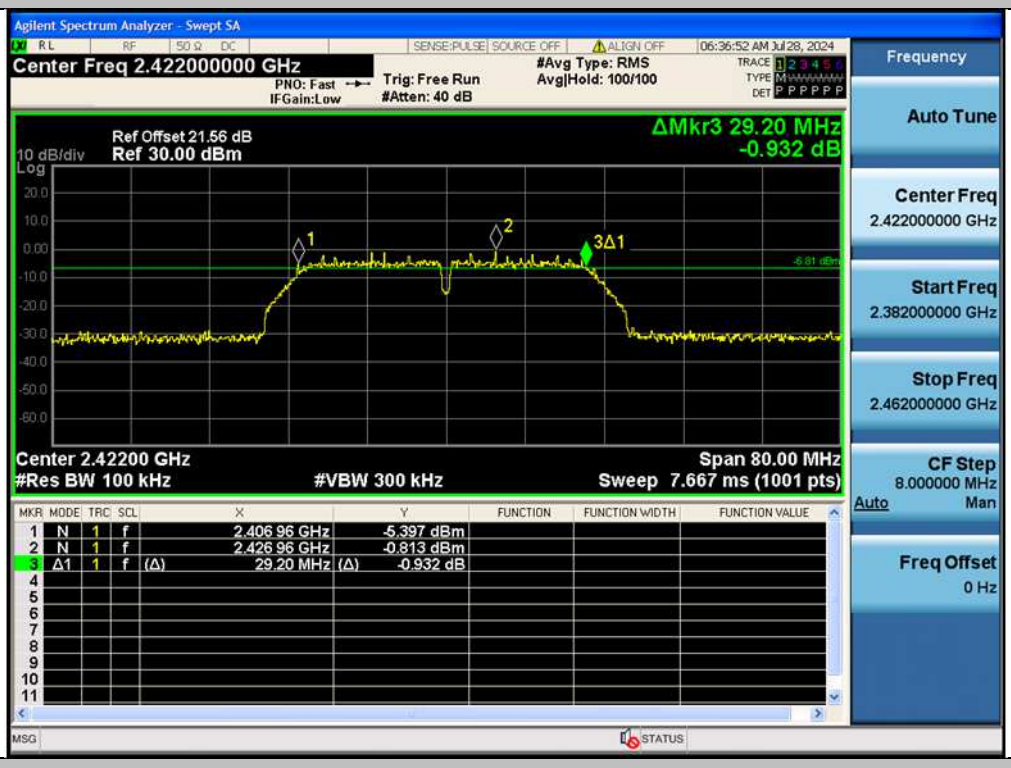

11N40SISO-Ant1-2437-PASS

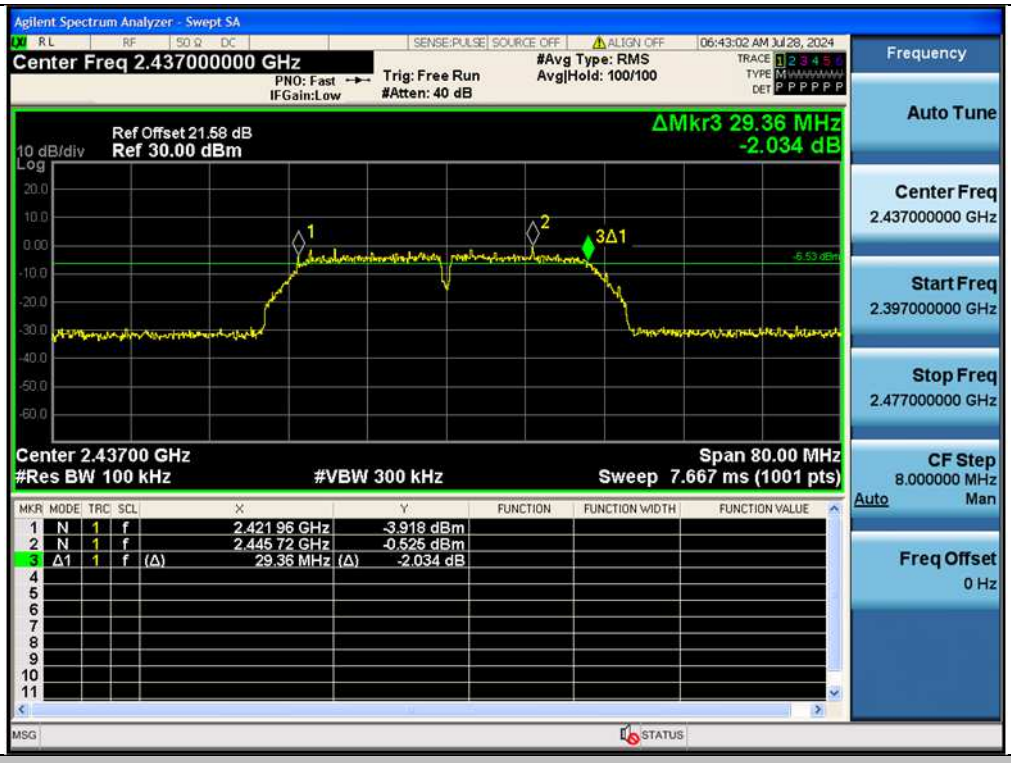

11N40SISO-Ant1-2452-PASS

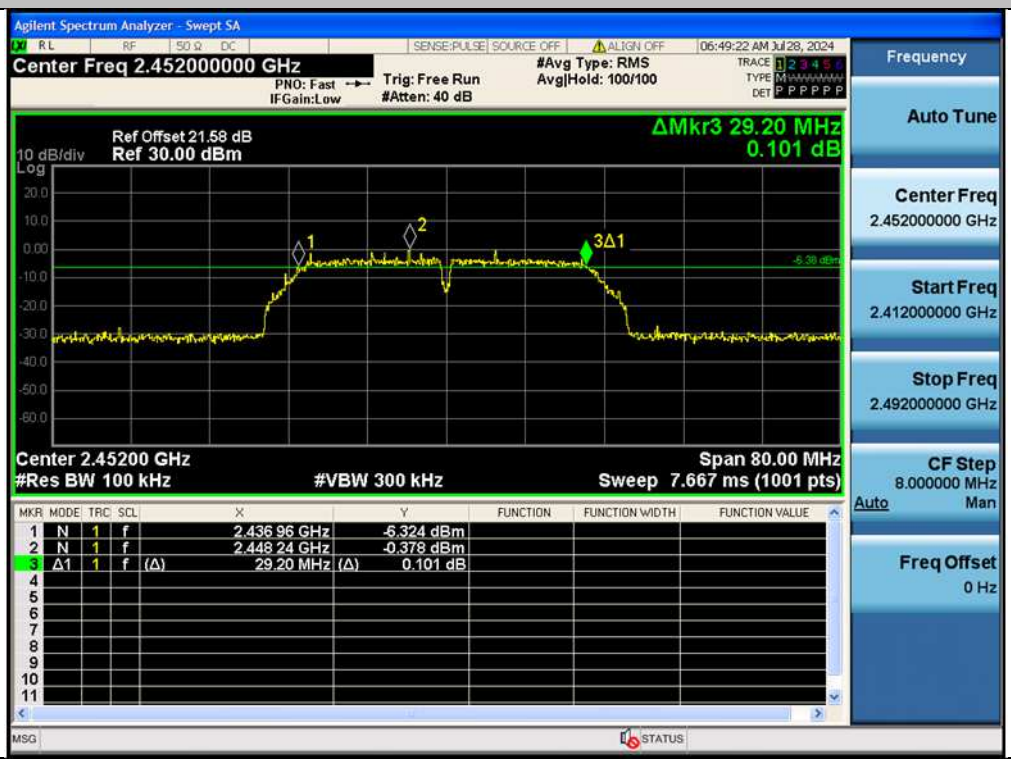

Appendix B.3: Test Results of 99% Bandwidth

TestMode	Antenna	Channel Frequency [MHz]	OCB [MHz]	FL[MHz]	FH[MHz]	Limit[MHz]	Verdict
11B	Ant1	2412	13.244	2405.2770	2418.5210	---	PASS
11B	Ant1	2437	13.249	2430.2979	2443.5469	---	PASS
11B	Ant1	2462	13.216	2455.2956	2468.5116	---	PASS
11G	Ant1	2412	16.426	2403.7708	2420.1968	---	PASS
11G	Ant1	2437	16.429	2428.7592	2445.1882	---	PASS
11G	Ant1	2462	16.426	2453.7450	2470.1710	---	PASS
11N20SISO	Ant1	2412	17.023	2403.4645	2420.4875	---	PASS
11N20SISO	Ant1	2437	17.008	2428.4603	2445.4683	---	PASS
11N20SISO	Ant1	2462	17.039	2453.4291	2470.4681	---	PASS
11N40SISO	Ant1	2422	32.908	2405.5161	2438.4241	---	PASS
11N40SISO	Ant1	2437	32.807	2420.6416	2453.4486	---	PASS
11N40SISO	Ant1	2452	32.845	2435.6016	2468.4466	---	PASS

11B-Ant1-2412

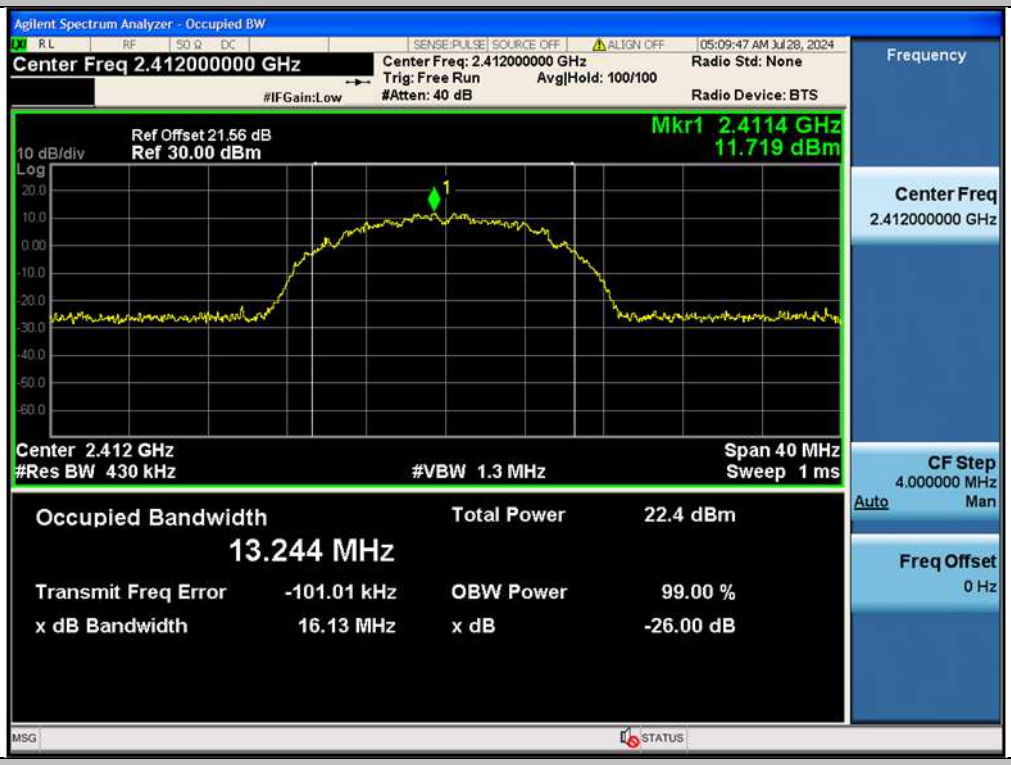

11B-Ant1-2437

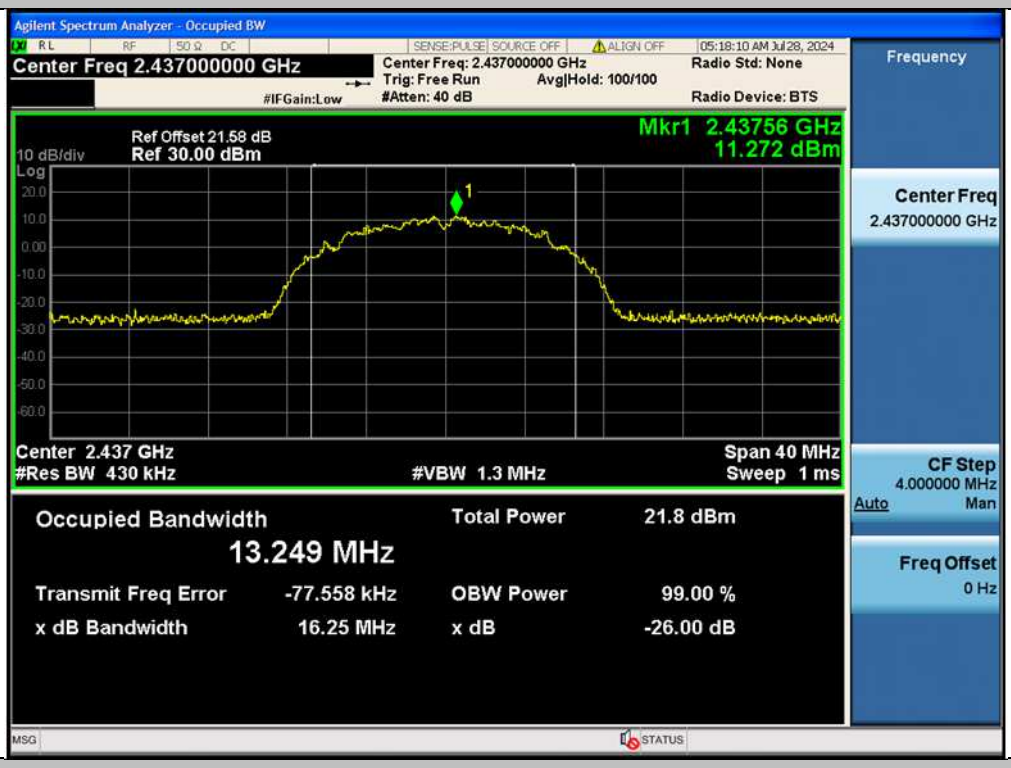

11B-Ant1-2462

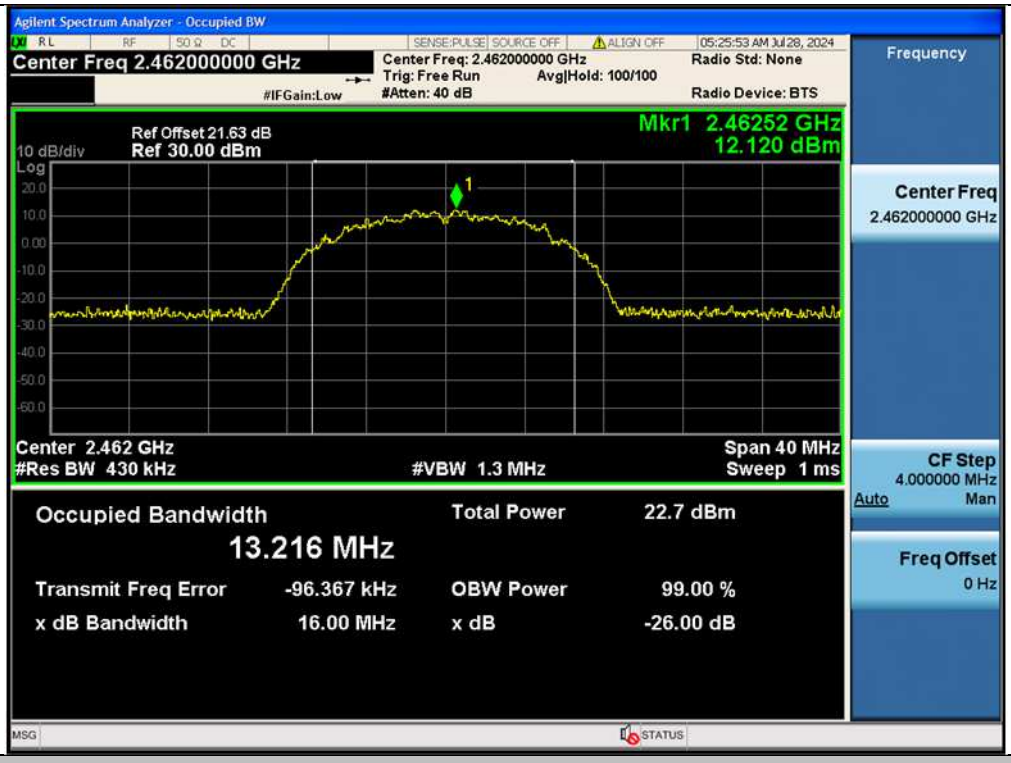

11G-Ant1-2412

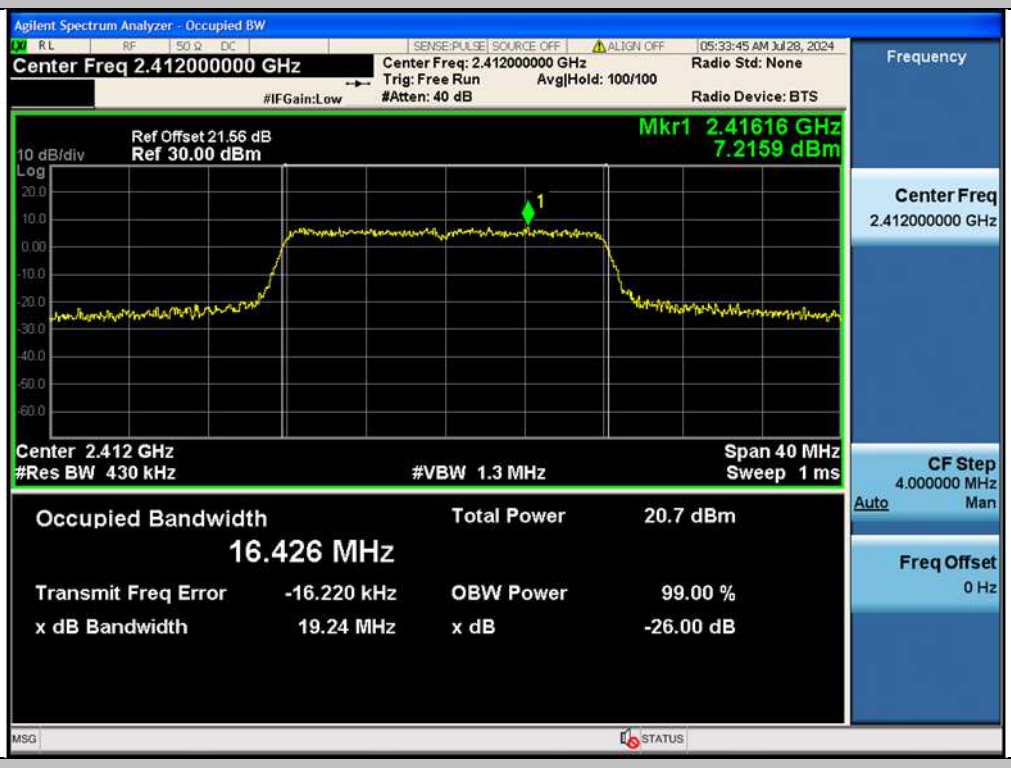

11G-Ant1-2437

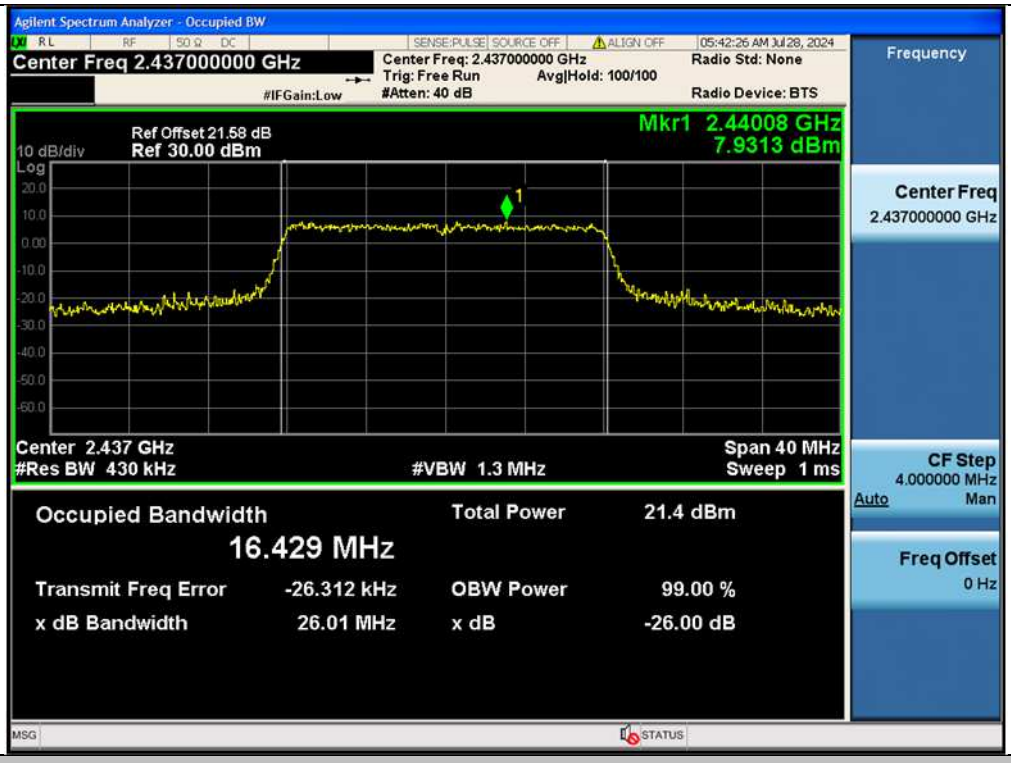

11G-Ant1-2462

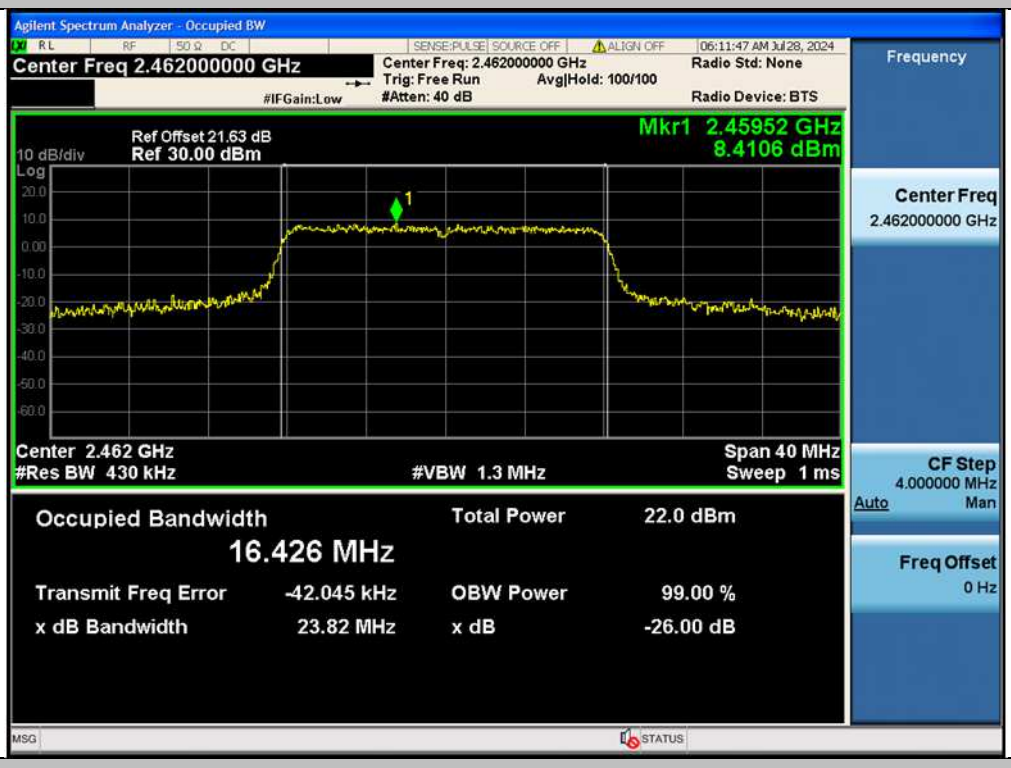

11N20SISO-Ant1-2412

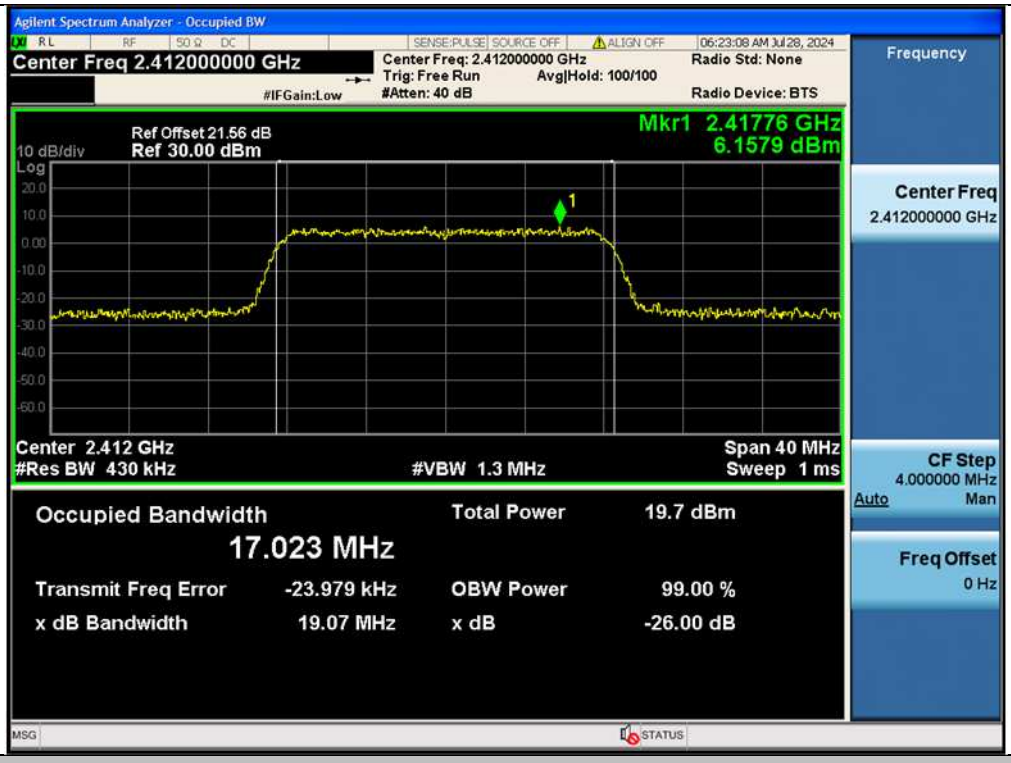

11N20SISO-Ant1-2437

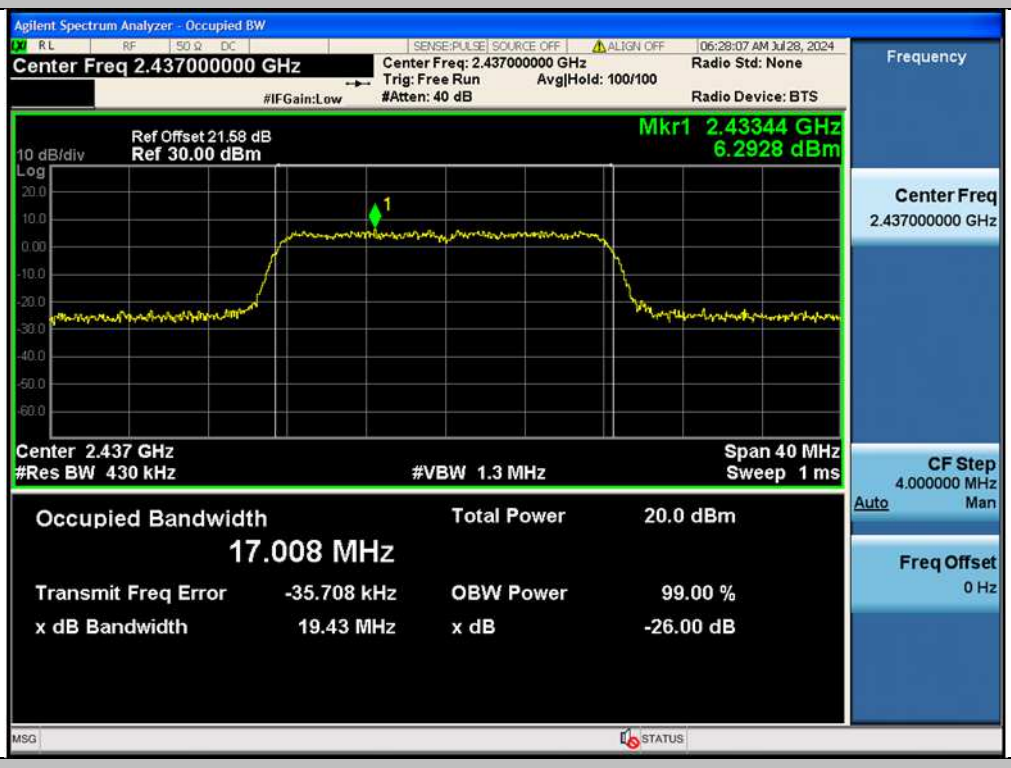

11N20SISO-Ant1-2462

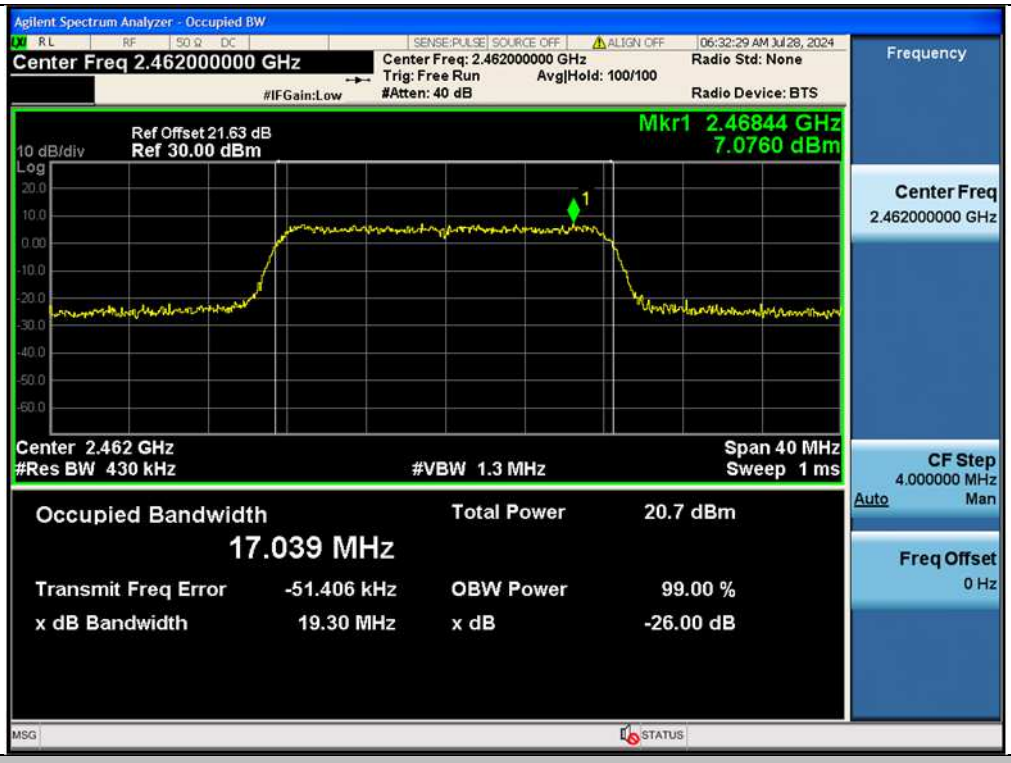

11N40SISO-Ant1-2422

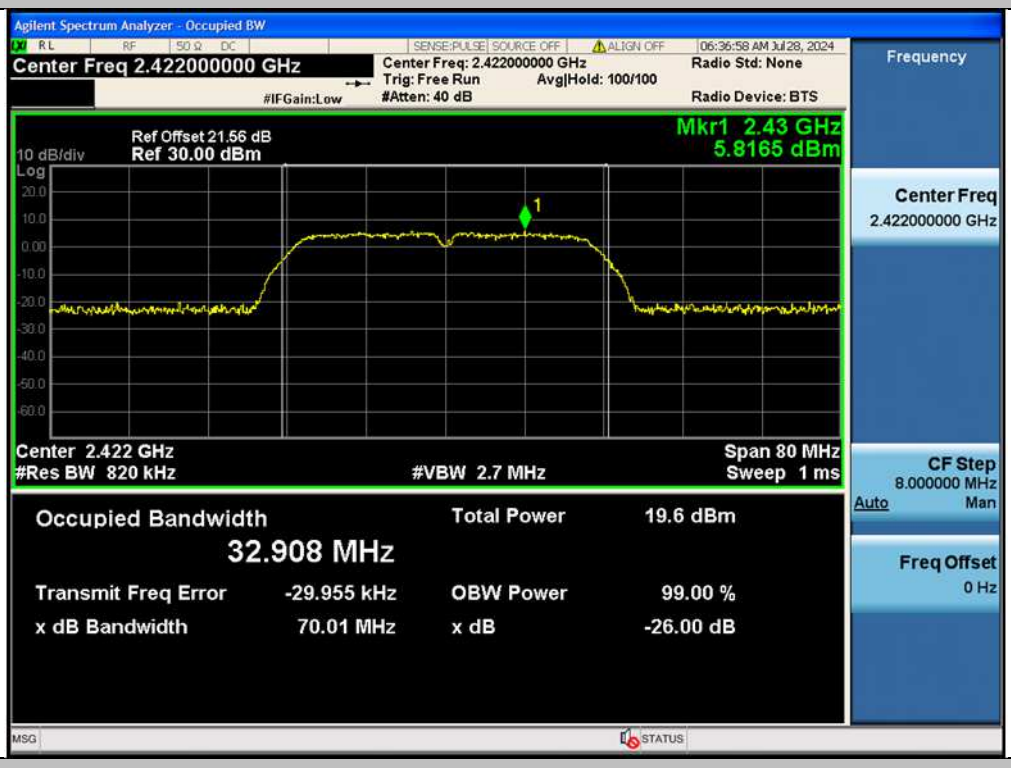

11N40SISO-Ant1-2437

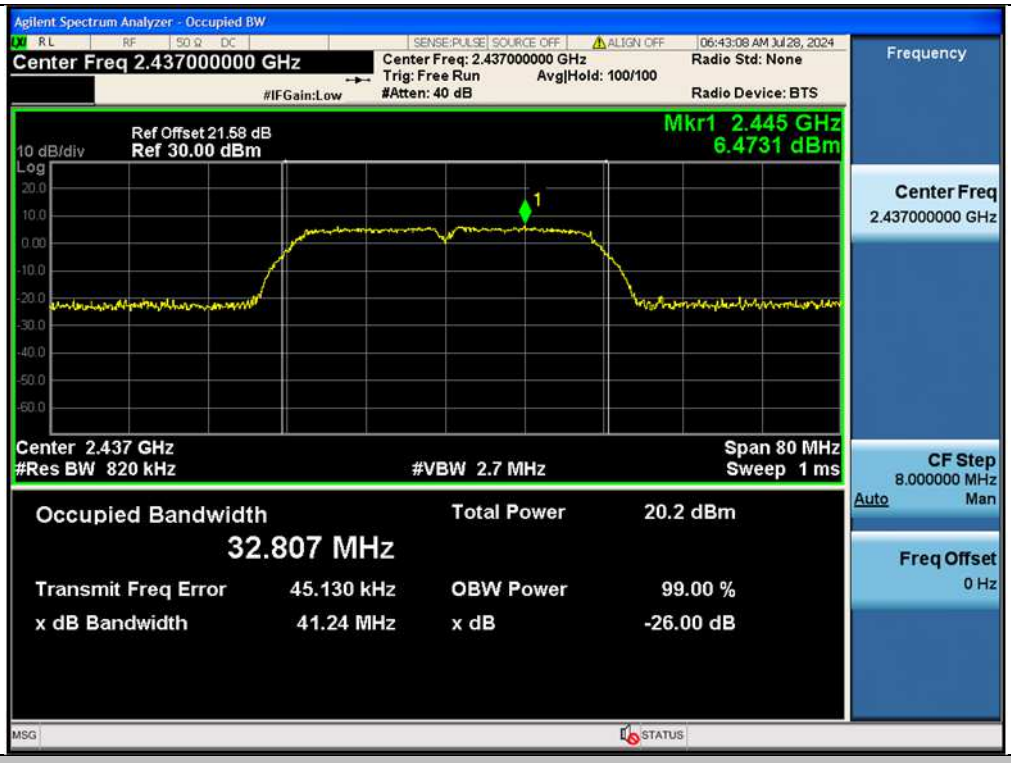

11N40SISO-Ant1-2452

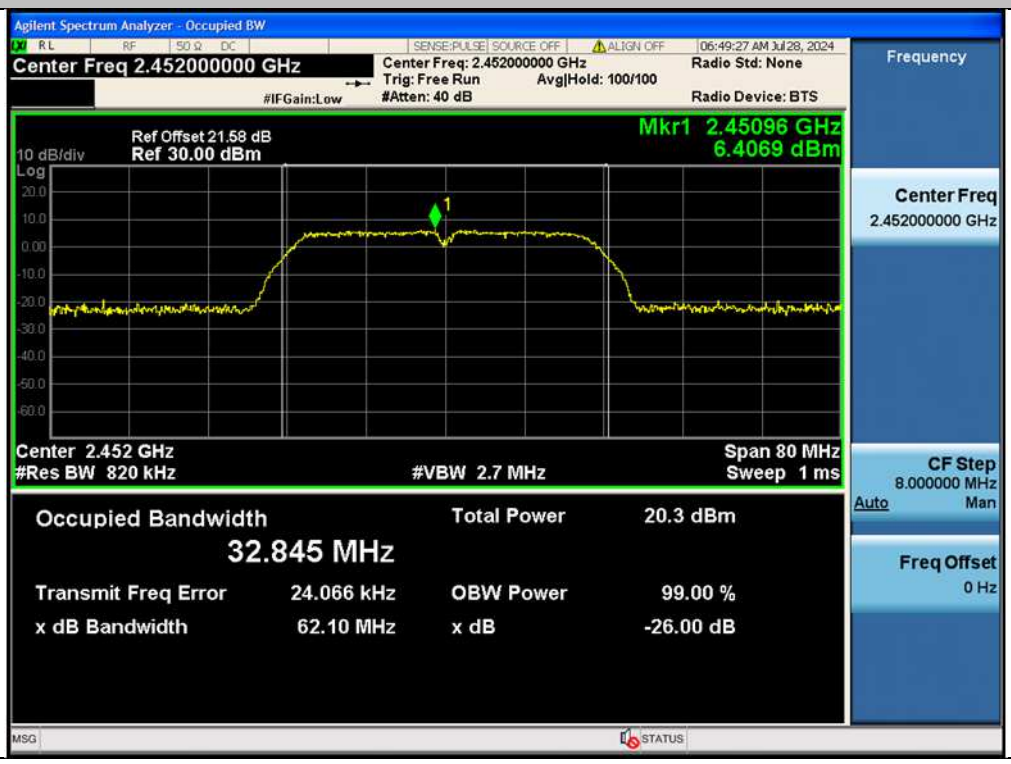

Appendix B.4: Test Results of Conducted Spurious Emissions Measured in 100 kHz Bandwidth

Band Edge

TestMode	Antenna	ChName	Frequency[MHz]	RefLevel[dBm]	Result[dBm]	Limit[dBm]	Verdict
11B	Ant1	Low	2412	6.97	-37.88	≤-23.03	PASS
11B	Ant1	High	2462	8.01	-37.71	≤-21.99	PASS
11G	Ant1	Low	2412	3.31	-30.2	≤-26.69	PASS
11G	Ant1	High	2462	4.01	-35.63	≤-25.99	PASS
11N20SISO	Ant1	Low	2412	2.43	-35.62	≤-27.58	PASS
11N20SISO	Ant1	High	2462	3.34	-38.06	≤-26.67	PASS
11N40SISO	Ant1	Low	2422	-1.01	-38.15	≤-31.01	PASS
11N40SISO	Ant1	High	2452	0.28	-37.25	≤-29.73	PASS

11B-Ant1-2412-PASS

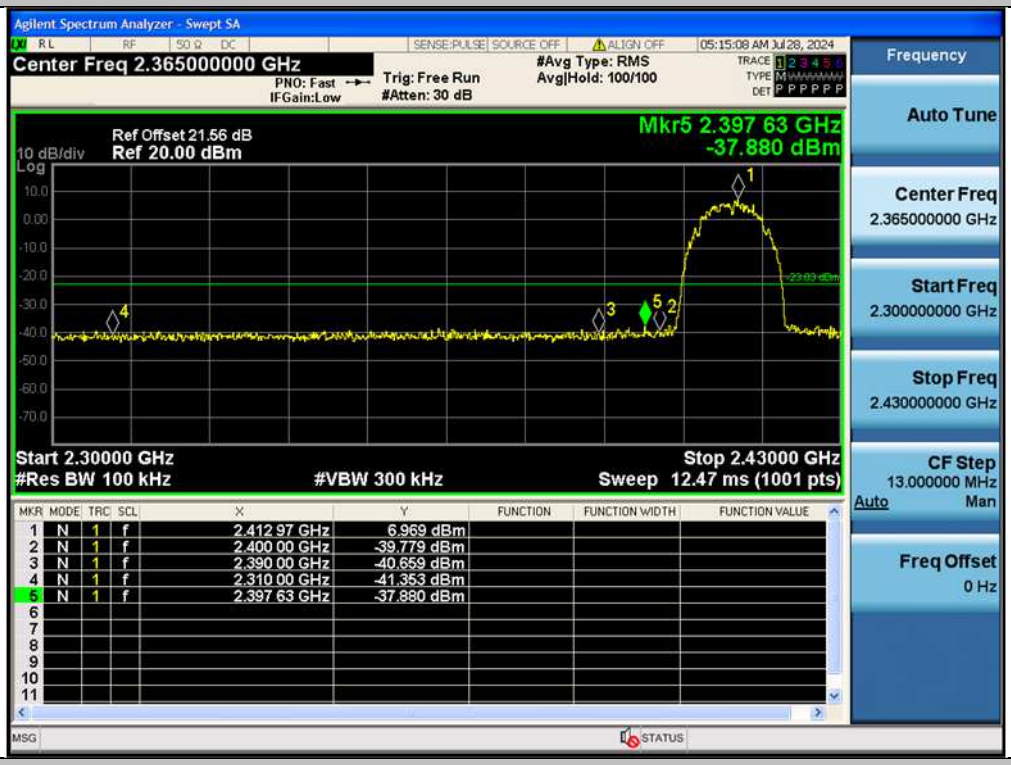

11B-Ant1-2462-PASS

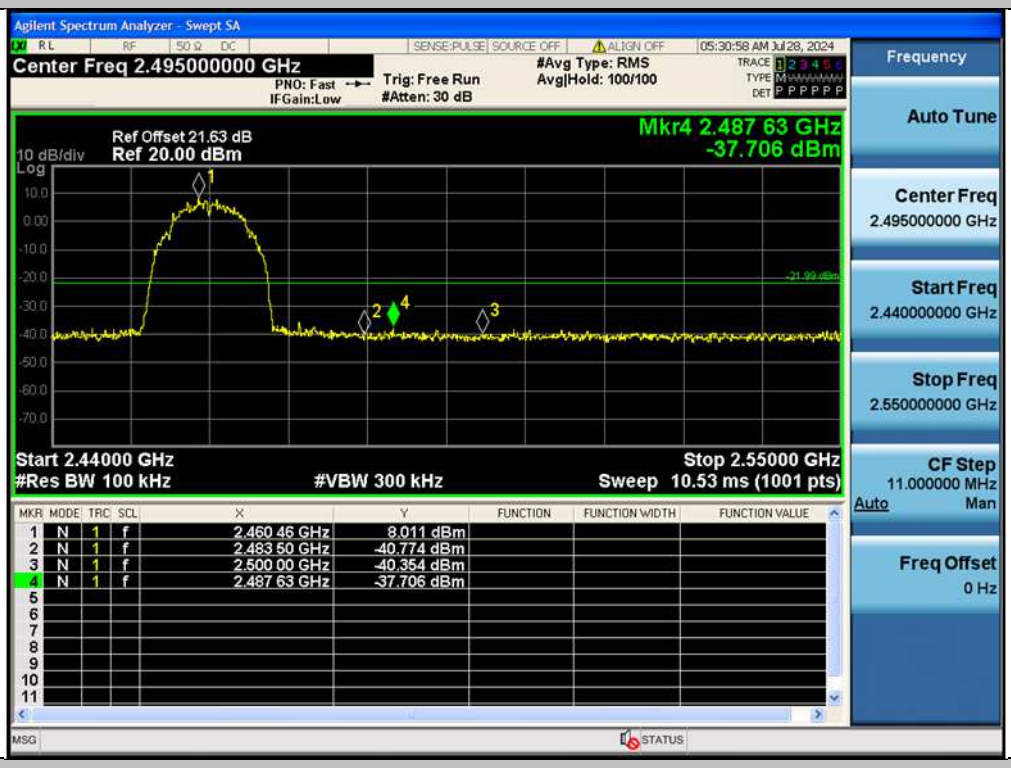

11G-Ant1-2412-PASS

11G-Ant1-2462-PASS

11N20SISO-Ant1-2412-PASS

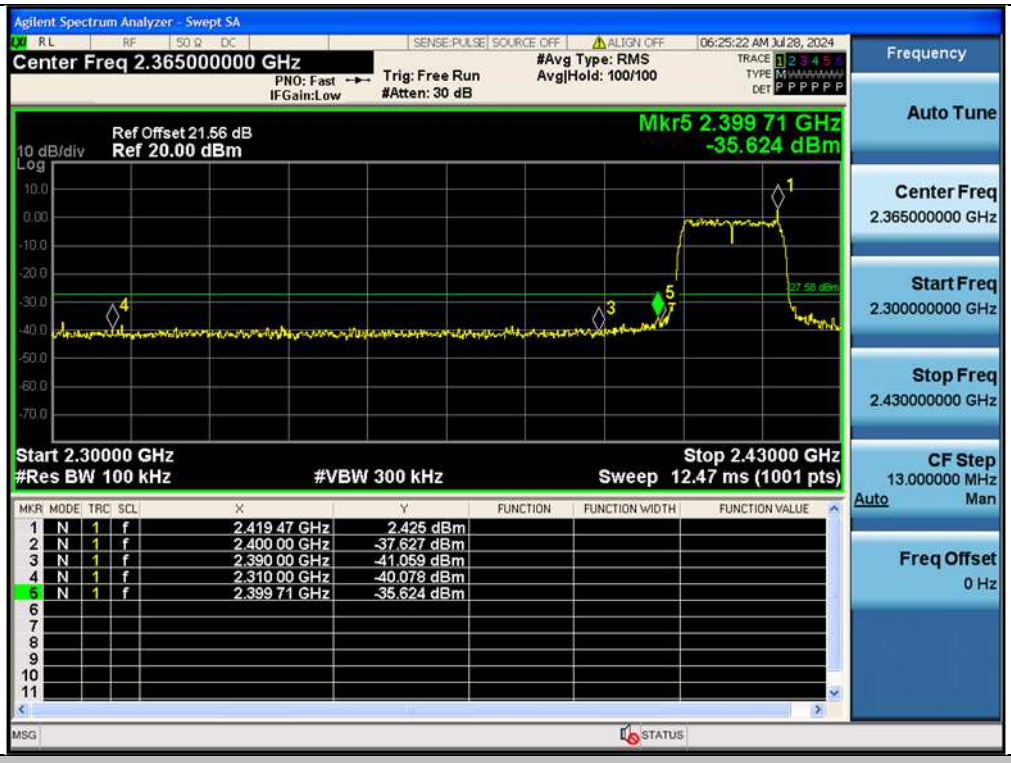

11N20SISO-Ant1-2462-PASS

11N40SISO-Ant1-2422-PASS

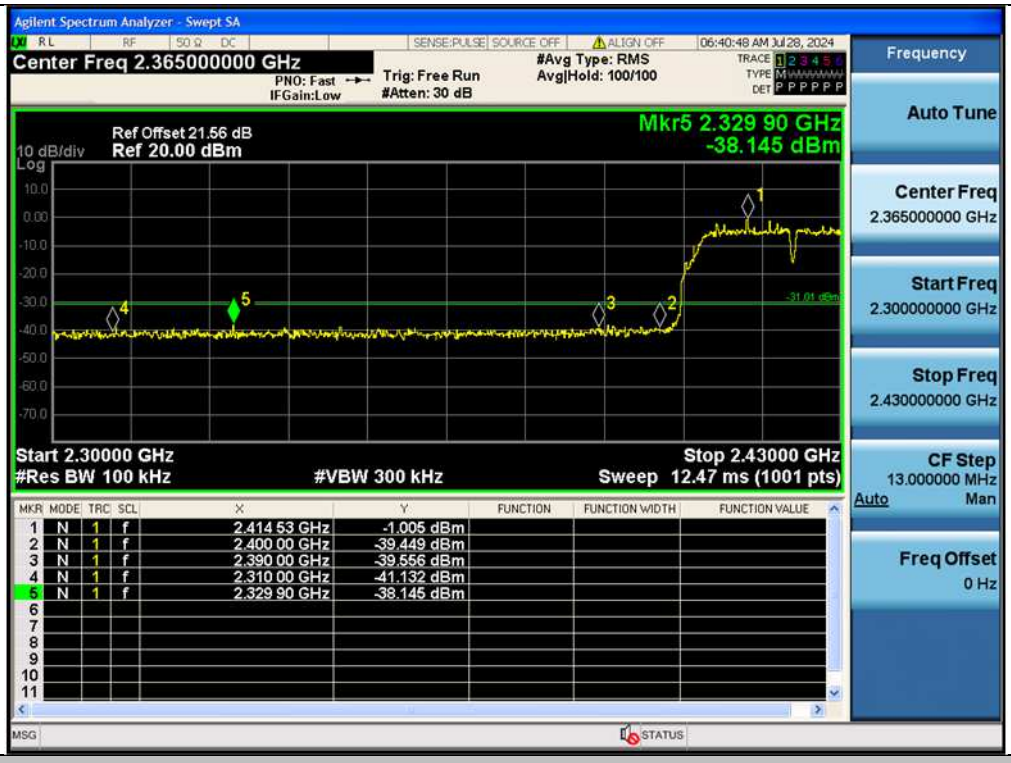

11N40SISO-Ant1-2452-PASS

Conducted Spurious Emission

TestMode	Antenna	Frequency[MHz]	FreqRange [Mhz]	RefLevel [dBm]	Result [dBm]	Limit [dBm]	Verdict
11B	Ant1	2412	0~Reference	7.36	7.36	---	PASS
11B	Ant1	2412	30~1000	7.36	-49.34	≤-22.64	PASS
11B	Ant1	2412	1000~26500	7.36	-38.52	≤-22.64	PASS
11B	Ant1	2437	0~Reference	5.82	5.82	---	PASS
11B	Ant1	2437	30~1000	5.82	-49.4	≤-24.18	PASS
11B	Ant1	2437	1000~26500	5.82	-39.39	≤-24.18	PASS
11B	Ant1	2462	0~Reference	7.56	7.56	---	PASS
11B	Ant1	2462	30~1000	7.56	-49.43	≤-22.44	PASS
11B	Ant1	2462	1000~26500	7.56	-38.54	≤-22.44	PASS
11G	Ant1	2412	0~Reference	-0.14	-0.14	---	PASS
11G	Ant1	2412	30~1000	-0.14	-49.46	≤-30.14	PASS
11G	Ant1	2412	1000~26500	-0.14	-38.47	≤-30.14	PASS
11G	Ant1	2437	0~Reference	0.38	0.38	---	PASS
11G	Ant1	2437	30~1000	0.38	-49.08	≤-29.62	PASS
11G	Ant1	2437	1000~26500	0.38	-38.65	≤-29.62	PASS
11G	Ant1	2462	0~Reference	3.05	3.05	---	PASS
11G	Ant1	2462	30~1000	3.05	-49.29	≤-26.95	PASS
11G	Ant1	2462	1000~26500	3.05	-39.1	≤-26.95	PASS
11N20SISO	Ant1	2412	0~Reference	0.02	0.02	---	PASS
11N20SISO	Ant1	2412	30~1000	0.02	-49.12	≤-29.98	PASS
11N20SISO	Ant1	2412	1000~26500	0.02	-38.98	≤-29.98	PASS
11N20SISO	Ant1	2437	0~Reference	-0.25	-0.25	---	PASS
11N20SISO	Ant1	2437	30~1000	-0.25	-49.81	≤-30.25	PASS
11N20SISO	Ant1	2437	1000~26500	-0.25	-38.93	≤-30.25	PASS
11N20SISO	Ant1	2462	0~Reference	3.26	3.26	---	PASS
11N20SISO	Ant1	2462	30~1000	3.26	-49.17	≤-26.74	PASS
11N20SISO	Ant1	2462	1000~26500	3.26	-39.44	≤-26.74	PASS
11N40SISO	Ant1	2422	0~Reference	-3.28	-3.28	---	PASS
11N40SISO	Ant1	2422	30~1000	-3.28	-49.3	≤-33.28	PASS
11N40SISO	Ant1	2422	1000~26500	-3.28	-38.45	≤-33.28	PASS
11N40SISO	Ant1	2437	0~Reference	-2.38	-2.38	---	PASS
11N40SISO	Ant1	2437	30~1000	-2.38	-49.38	≤-32.38	PASS
11N40SISO	Ant1	2437	1000~26500	-2.38	-39.27	≤-32.38	PASS
11N40SISO	Ant1	2452	0~Reference	-3.44	-3.44	---	PASS
11N40SISO	Ant1	2452	30~1000	-3.44	-49.84	≤-33.44	PASS
11N40SISO	Ant1	2452	1000~26500	-3.44	-38.06	≤-33.44	PASS

11B-Ant1-2412-0~Reference-PASS

11B-Ant1-2412-30~1000-PASS

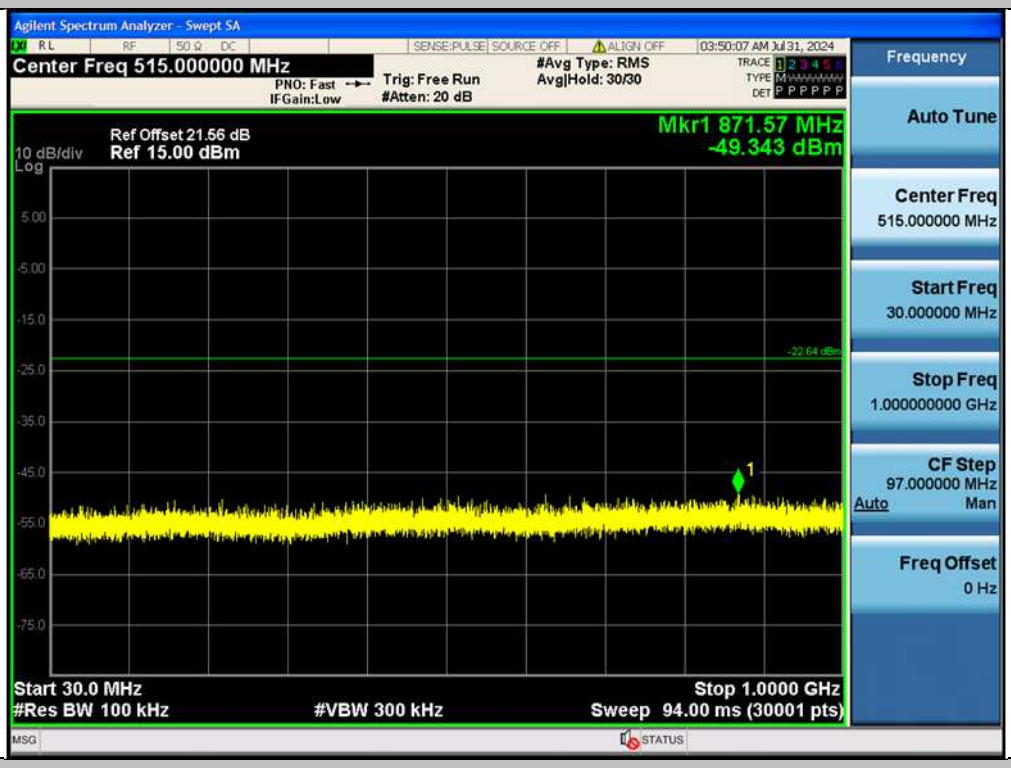

11B-Ant1-2412-1000~26500-PASS

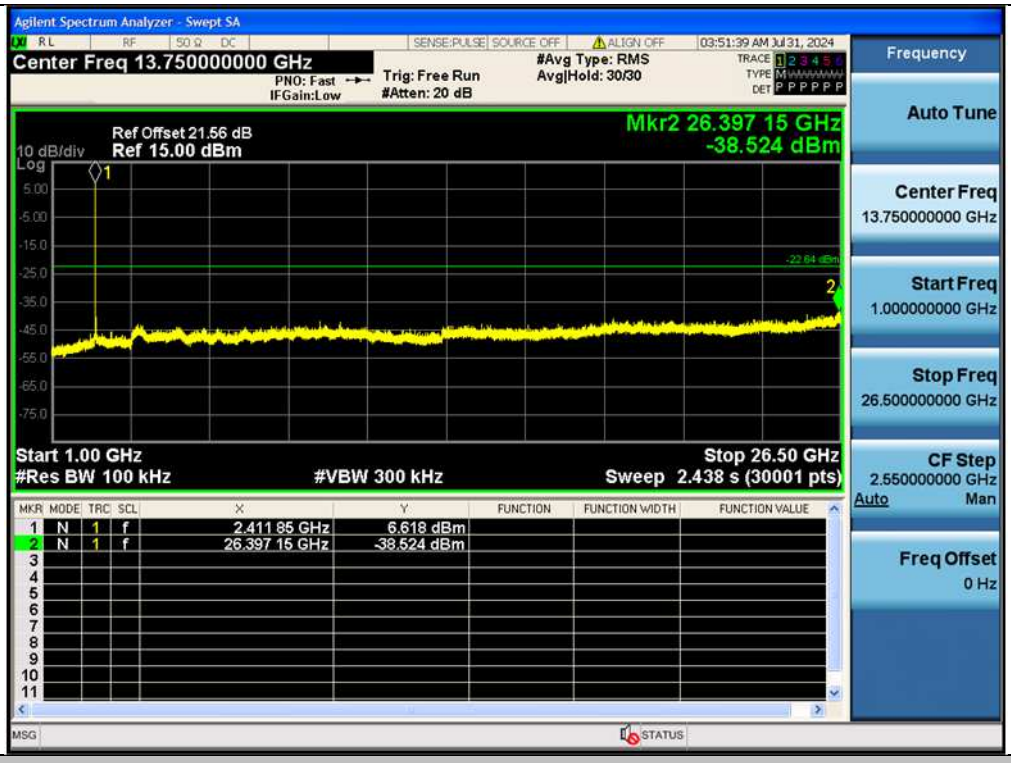

11B-Ant1-2437-0~Reference-PASS

11B-Ant1-2437-30~1000-PASS

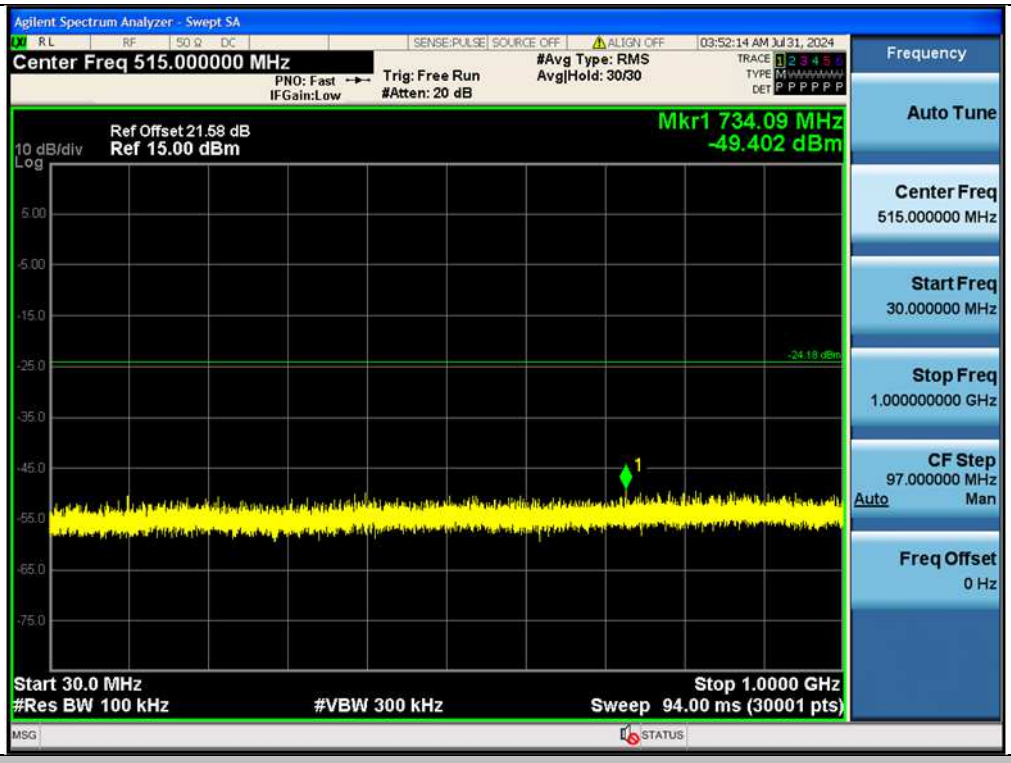

11B-Ant1-2437-1000~26500-PASS

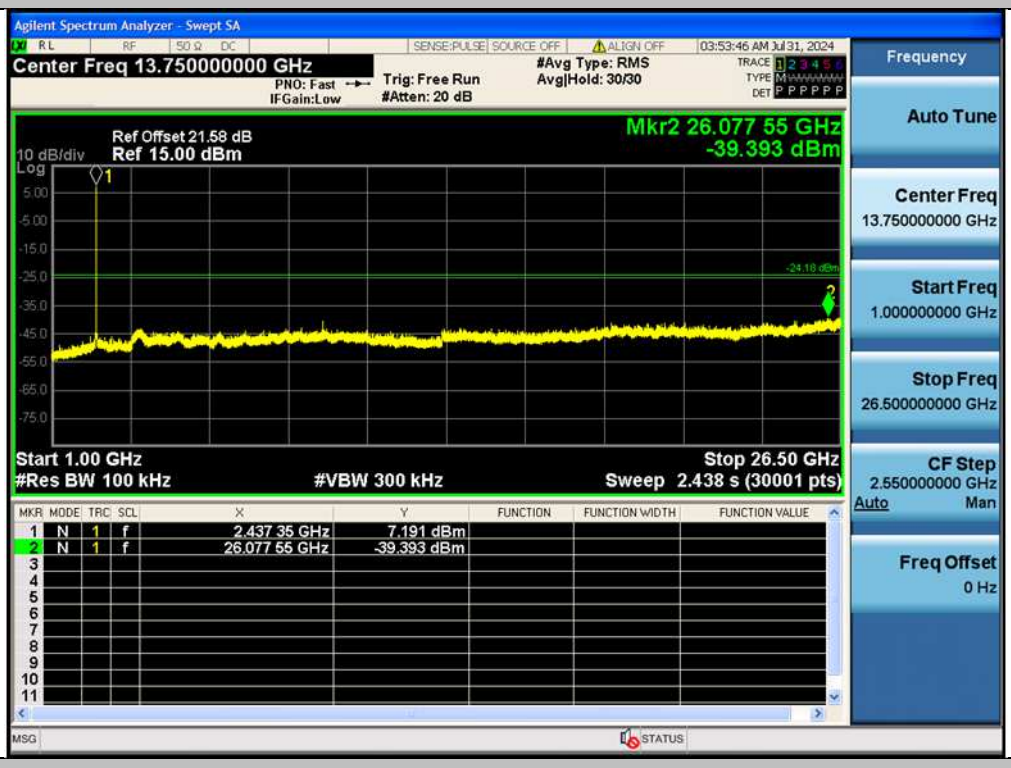

11B-Ant1-2462-0~Reference-PASS

11B-Ant1-2462-30~1000-PASS

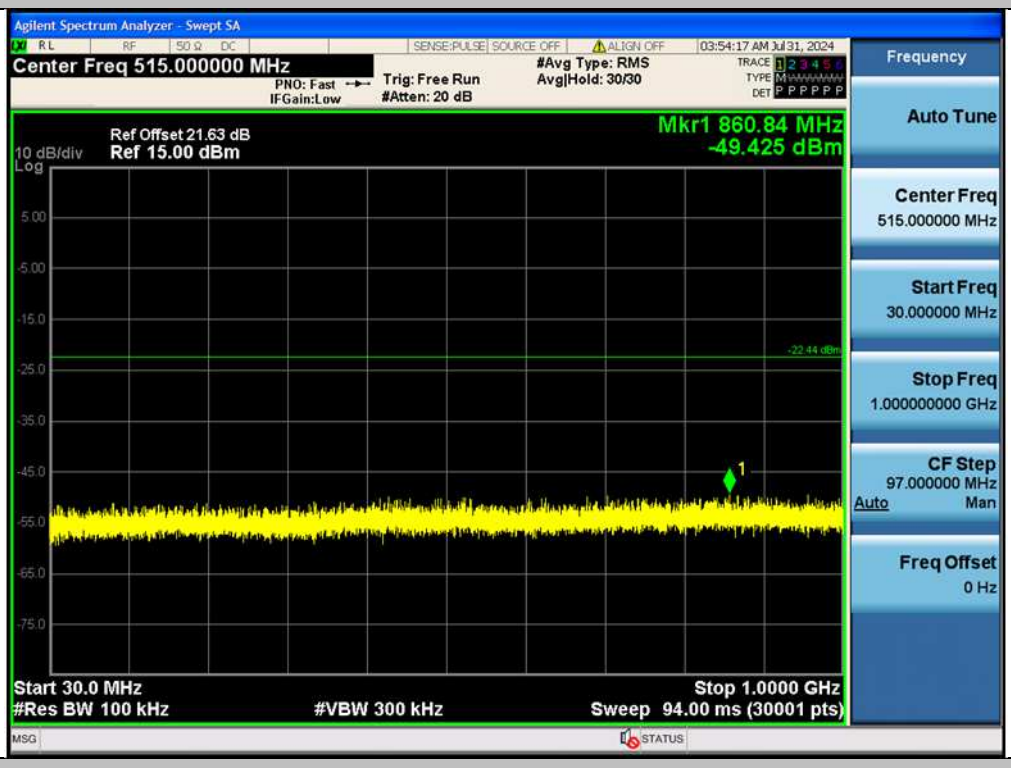

11B-Ant1-2462-1000~26500-PASS

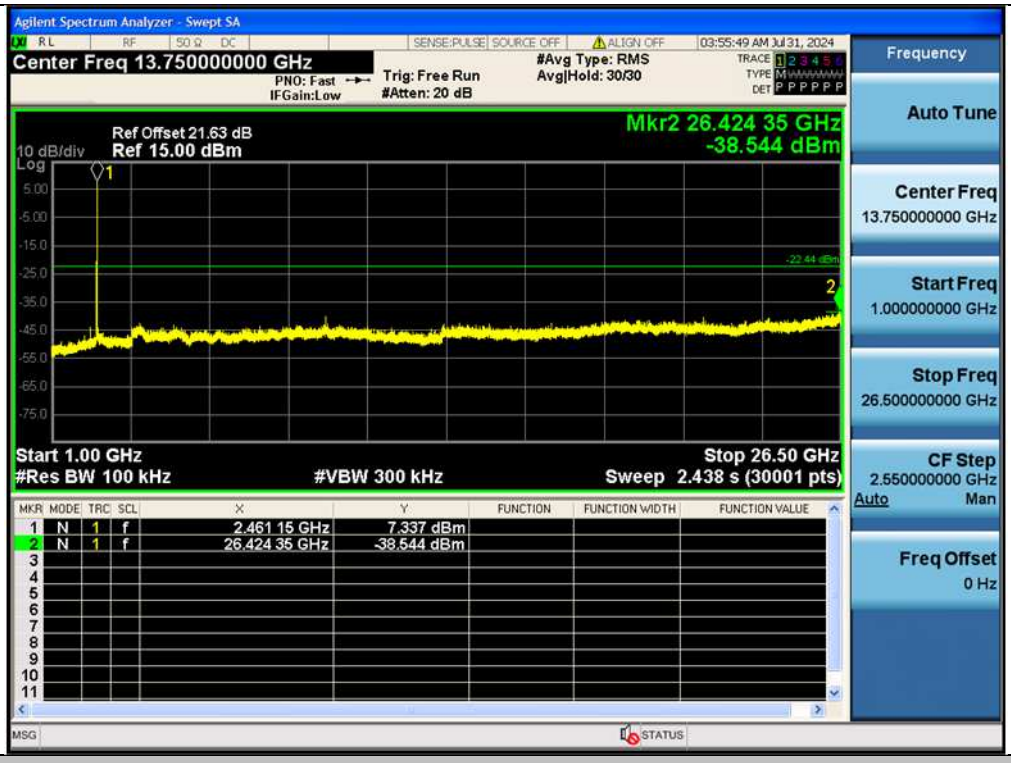

11G-Ant1-2412-0~Reference-PASS

11G-Ant1-2412-30~1000-PASS

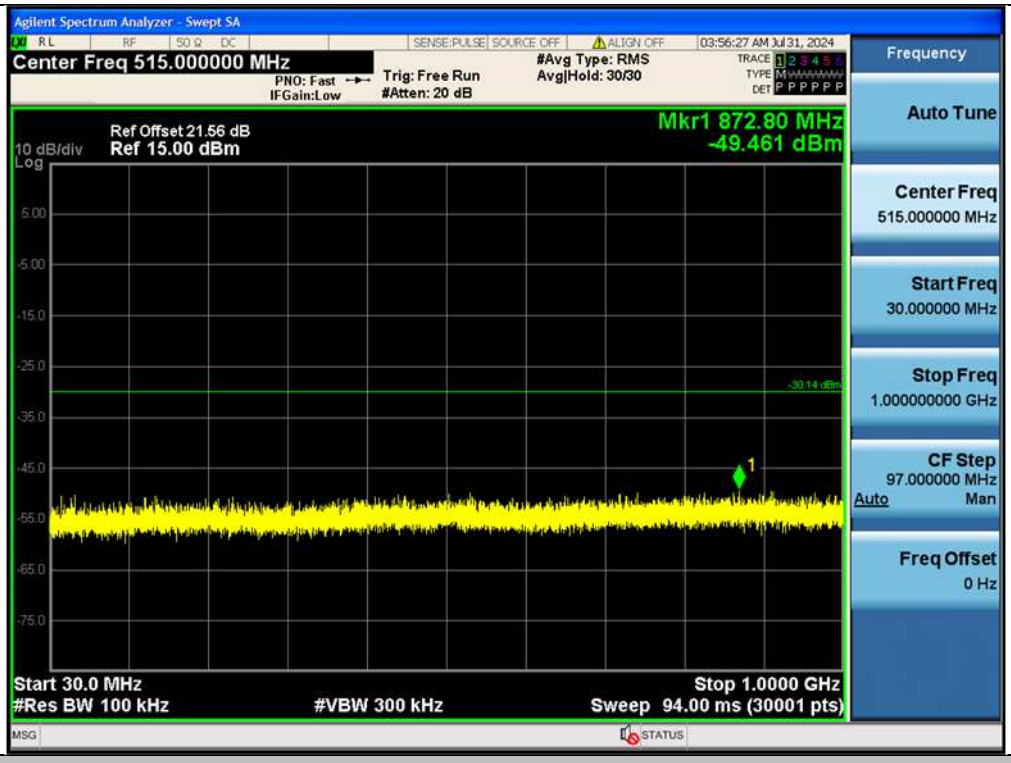

11G-Ant1-2412-1000~26500-PASS

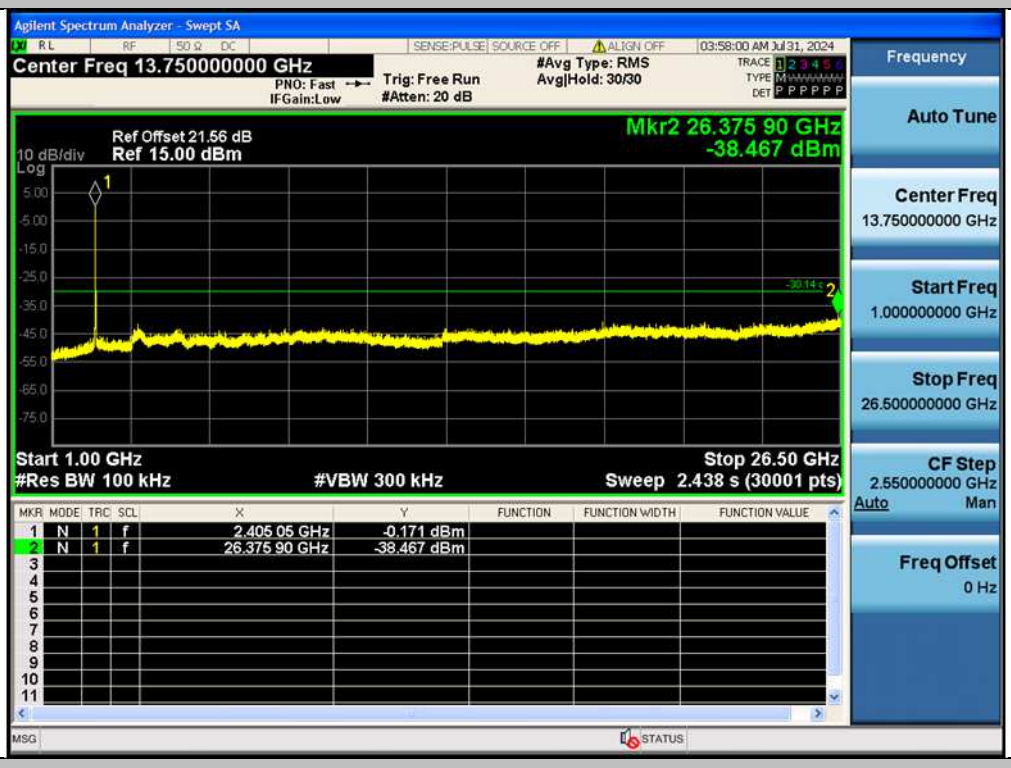

11G-Ant1-2437-0~Reference-PASS