SAR Plots

- Verification Plots
- SAR Test Plots

Copyright © 2019, DT&C Co., Ltd.

DT&C Co., Ltd.

DUT: Dipole 750 MHz; Type: D750V3; Serial: D750V3 - SN:1049

Communication System: UID 0, CW (0); Frequency: 750 MHz;Duty Cycle: 1:1
Medium parameters used: f = 750 MHz; σ = 0.918 S/m; ε_r = 43.024; ρ = 1000 kg/m^3
Phantom section: Flat Section

DASY5 Configuration:
Probe: EX3DV4 - SN3933; ConvF(10.76, 10.76, 10.76); Calibrated: 9/25/2018; Electronics: DAE4 Sn1396
Sensor-Surface: 2mm (Mechanical Surface Detection)
Phantom: SAM with CRP_2016_07_22_middle; Type: QD000P40CD; Serial: TP:1786
Measurement SW: DASY52, Version 52.8 (8); SEMCAD X Version 14.6.10 (7331)

Test Date: 2019-01-10; Ambient Temp: 21.1; Tissue Temp: 22.0

750 MHz System Head Verification (250mW)

Area Scan (6x15x1): Measurement grid: dx=15mm, dy=15mm
Zoom Scan (7x7x7)/Cube 0: Measurement grid: dx=5mm, dy=5mm, dz=5mm
Power Drift = 0.11 dB
Peak SAR (extrapolated) = 3.17 W/kg
SAR(1 g) = 2.11 W/kg; SAR(10 g) = 1.41 W/kg

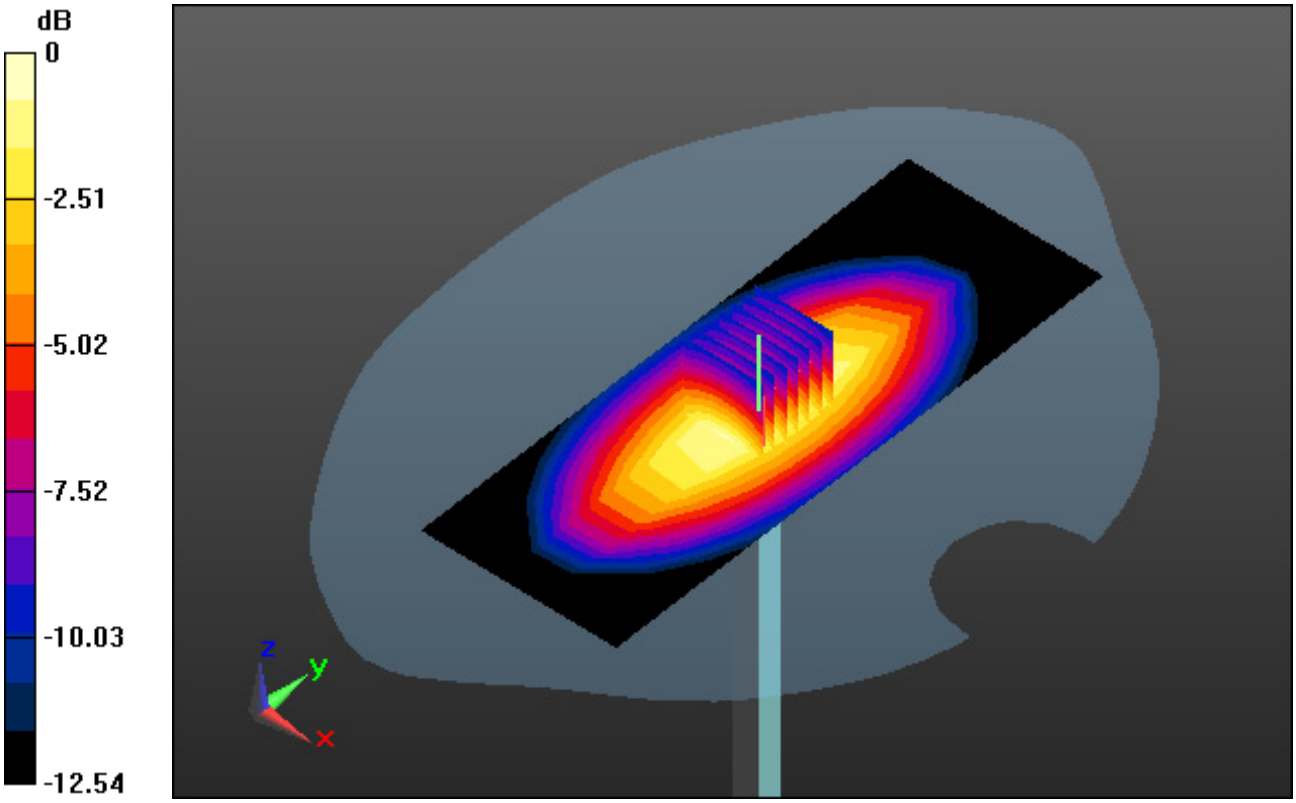

0 dB = 2.65 W/kg

DT&C Co., Ltd.

DUT: Dipole 750 MHz; Type: D750V3; Serial: D750V3 - SN:1049

Communication System: UID 0, CW (0); Frequency: 750 MHz;Duty Cycle: 1:1
Medium parameters used: f = 750 MHz; σ = 0.991 S/m; ε_r = 56.917; ρ = 1000 kg/m^3
Phantom section: Flat Section

DASY5 Configuration:
Probe: EX3DV4 - SN3933; ConvF(10.43, 10.43, 10.43); Calibrated: 9/25/2018; Electronics: DAE4 Sn1396
Sensor-Surface: 2mm (Mechanical Surface Detection)
Phantom: SAM with CRP_2016_07_22_middle; Type: QD000P40CD; Serial: TP:1786
Measurement SW: DASY52, Version 52.8 (8); SEMCAD X Version 14.6.10 (7331)

Test Date: 2019-01-10; Ambient Temp: 21.1; Tissue Temp: 21.9

750 MHz System Body Verification (250mW)

Area Scan (6x15x1): Measurement grid: dx=15mm, dy=15mm
Zoom Scan (7x7x7)/Cube 0: Measurement grid: dx=5mm, dy=5mm, dz=5mm
Power Drift = -0.07 dB
Peak SAR (extrapolated) = 3.33 W/kg
SAR(1 g) = 2.24 W/kg; SAR(10 g) = 1.47 W/kg

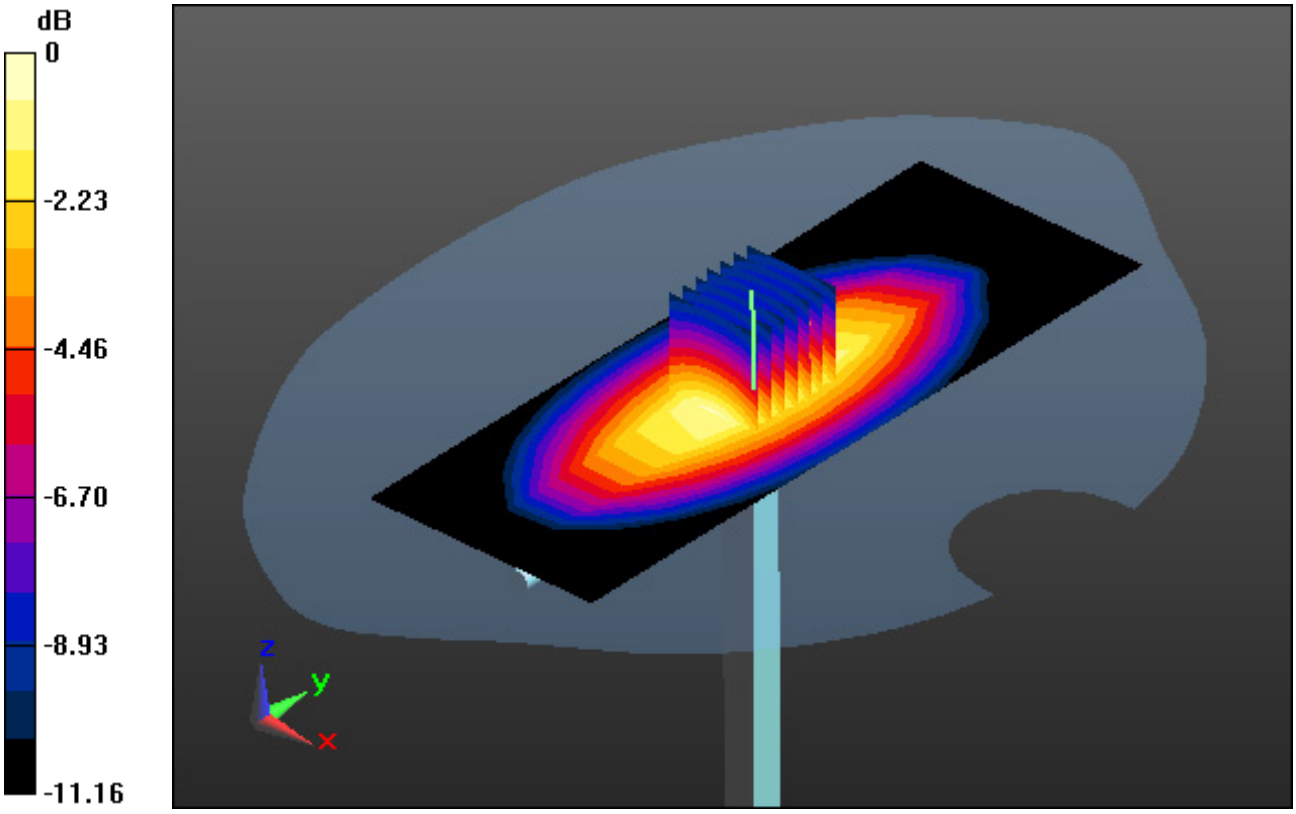

0 dB = 2.84 W/kg

DT&C Co., Ltd.

DUT: Dipole 750 MHz; Type: D750V3; Serial: D750V3 - SN:1049

Communication System: UID 0, CW (0); Frequency: 750 MHz;Duty Cycle: 1:1
Medium parameters used: f = 750 MHz; σ = 0.898 S/m; ε_r = 41.258; ρ = 1000 kg/m^3
Phantom section: Flat Section

DASY5 Configuration:
Probe: EX3DV4 - SN3933; ConvF(10.76, 10.76, 10.76); Calibrated: 9/25/2018; Electronics: DAE4 Sn1396
Sensor-Surface: 2mm (Mechanical Surface Detection)
Phantom: SAM with CRP_2016_07_22_middle; Type: QD000P40CD; Serial: TP:1786
Measurement SW: DASY52, Version 52.8 (8); SEMCAD X Version 14.6.10 (7331)

Test Date: 2019-01-07; Ambient Temp: 20.6; Tissue Temp: 21.6

750 MHz System Head Verification (250mW)

Area Scan (6x15x1): Measurement grid: dx=15mm, dy=15mm
Zoom Scan (7x7x7)/Cube 0: Measurement grid: dx=5mm, dy=5mm, dz=5mm
Power Drift = -0.04 dB
Peak SAR (extrapolated) = 2.91 W/kg
SAR(1 g) = 1.96 W/kg; SAR(10 g) = 1.29 W/kg

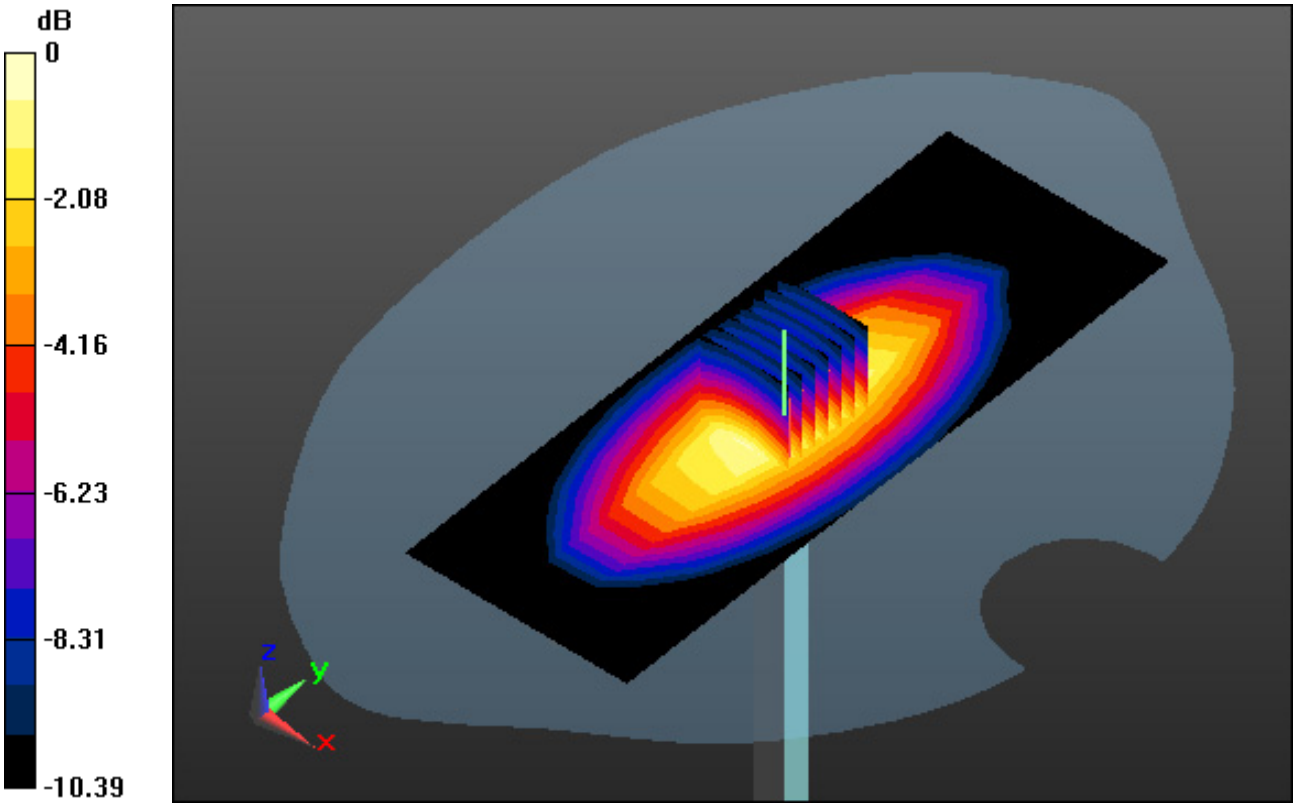

0 dB = 2.49 W/kg

DT&C Co., Ltd.

DUT: Dipole 750 MHz; Type: D750V3; Serial: D750V3 - SN:1049

Communication System: UID 0, CW (0); Frequency: 750 MHz;Duty Cycle: 1:1
Medium parameters used: f = 750 MHz; σ = 0.968 S/m; ε_r = 55.136; ρ = 1000 kg/m^3
Phantom section: Flat Section

DASY5 Configuration:
Probe: EX3DV4 - SN3933; ConvF(10.43, 10.43, 10.43); Calibrated: 9/25/2018; Electronics: DAE4 Sn1396
Sensor-Surface: 2mm (Mechanical Surface Detection)
Phantom: SAM with CRP_2016_07_22_middle; Type: QD000P40CD; Serial: TP:1786
Measurement SW: DASY52, Version 52.8 (8); SEMCAD X Version 14.6.10 (7331)

Test Date: 2019-01-07; Ambient Temp: 20.6; Tissue Temp: 21.5

750 MHz System Body Verification (250mW)

Area Scan (6x15x1): Measurement grid: dx=15mm, dy=15mm
Zoom Scan (7x7x7)/Cube 0: Measurement grid: dx=5mm, dy=5mm, dz=5mm
Power Drift = 0.06 dB
Peak SAR (extrapolated) = 3.25 W/kg
SAR(1 g) = 2.19 W/kg; SAR(10 g) = 1.44 W/kg

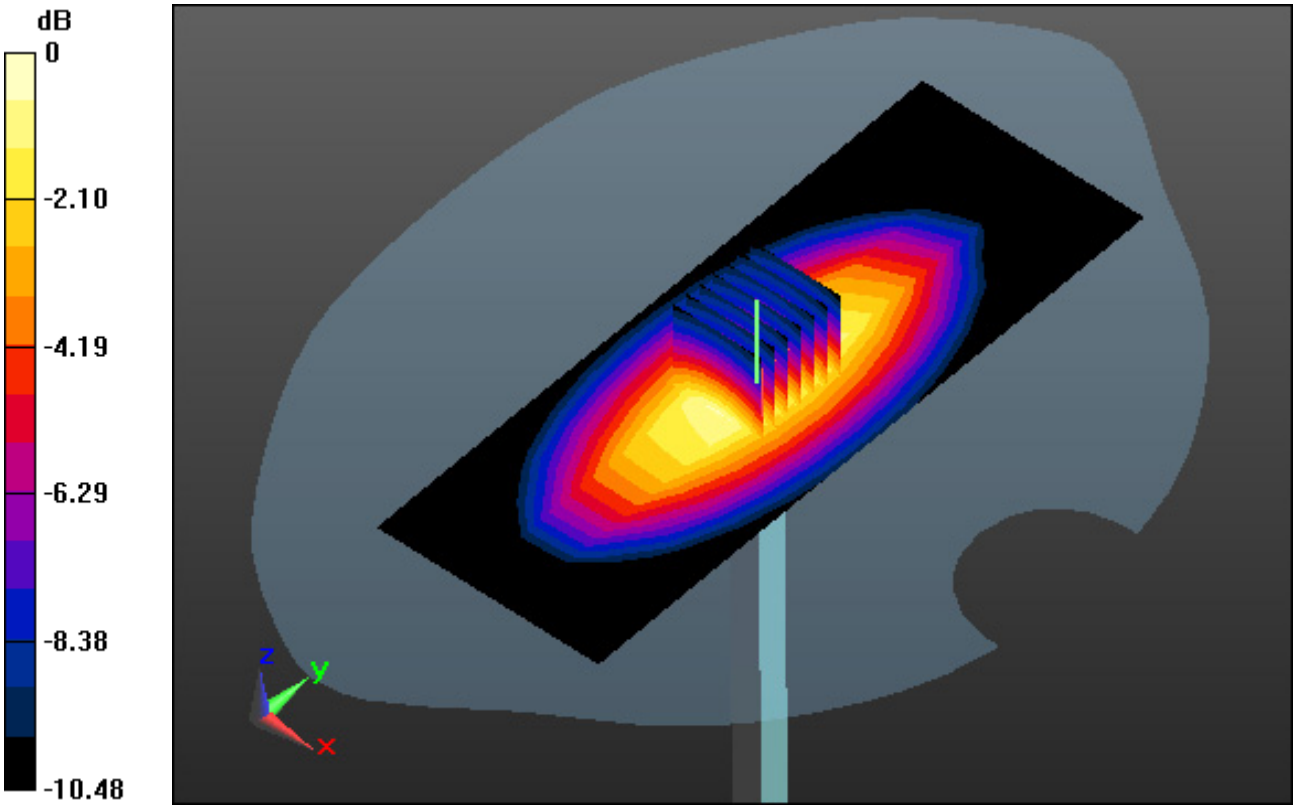

0 dB = 2.78 W/kg

DT&C Co., Ltd.

DUT: Dipole 750 MHz; Type: D750V3; Serial: D750V3 - SN:1049

Communication System: UID 0, CW (0); Frequency: 750 MHz;Duty Cycle: 1:1
Medium parameters used: f = 750 MHz; σ = 0.896 S/m; ε_r = 42.609; ρ = 1000 kg/m^3
Phantom section: Flat Section

DASY5 Configuration:
Probe: EX3DV4 - SN3933; ConvF(10.76, 10.76, 10.76); Calibrated: 9/25/2018; Electronics: DAE4 Sn1396
Sensor-Surface: 2mm (Mechanical Surface Detection)
Phantom: SAM with CRP_2016_07_22_middle; Type: QD000P40CD; Serial: TP:1786
Measurement SW: DASY52, Version 52.8 (8); SEMCAD X Version 14.6.10 (7331)

Test Date: 2019-01-08; Ambient Temp: 20.3; Tissue Temp: 21.5

750 MHz System Head Verification (250mW)

Area Scan (6x15x1): Measurement grid: dx=15mm, dy=15mm
Zoom Scan (7x7x7)/Cube 0: Measurement grid: dx=5mm, dy=5mm, dz=5mm
Power Drift = 0.02 dB
Peak SAR (extrapolated) = 3.11 W/kg
SAR(1 g) = 2.04 W/kg; SAR(10 g) = 1.34 W/kg

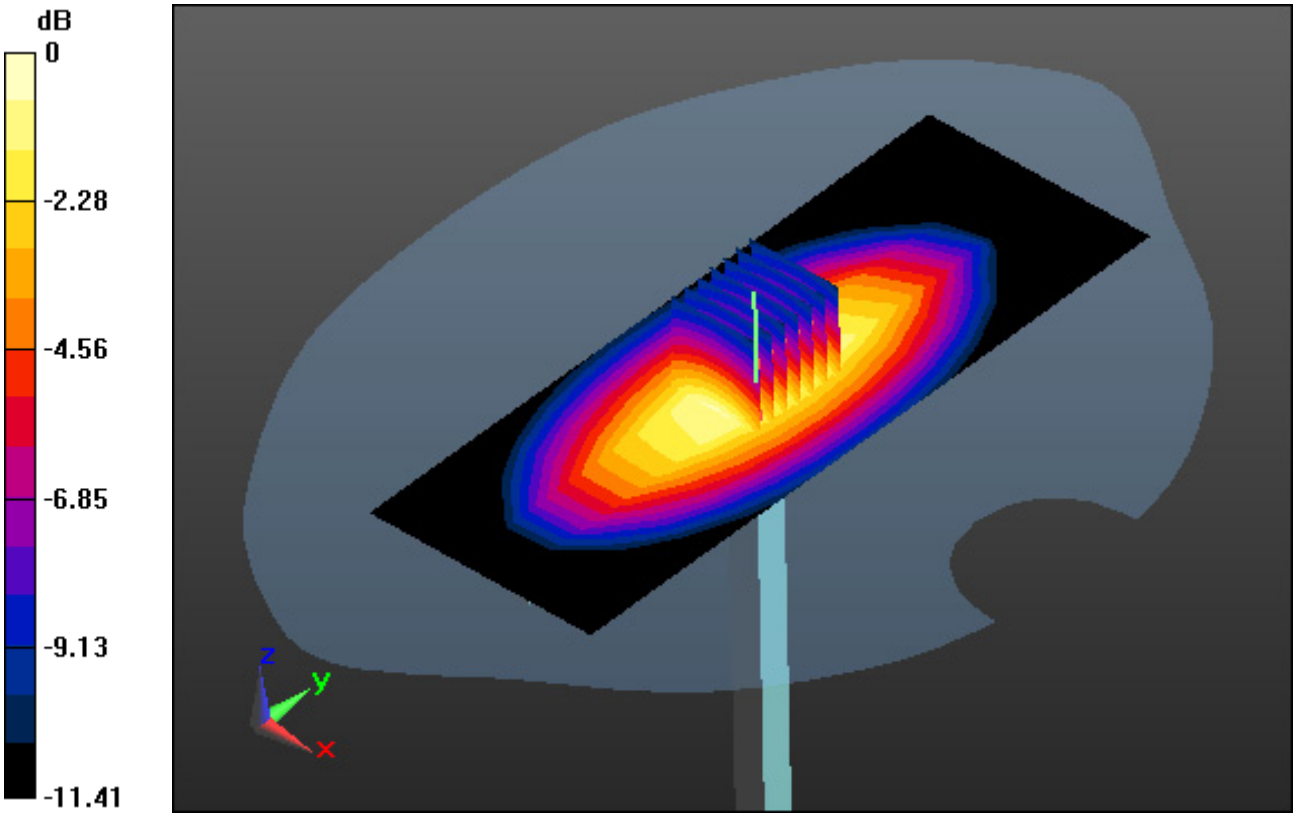

0 dB = 2.61 W/kg

DT&C Co., Ltd.

DUT: Dipole 750 MHz; Type: D750V3; Serial: D750V3 - SN:1049

Communication System: UID 0, CW (0); Frequency: 750 MHz;Duty Cycle: 1:1
Medium parameters used: f = 750 MHz; σ = 0.971 S/m; ε_r = 55.271; ρ = 1000 kg/m^3
Phantom section: Flat Section

DASY5 Configuration:
Probe: EX3DV4 - SN3933; ConvF(10.43, 10.43, 10.43); Calibrated: 9/25/2018; Electronics: DAE4 Sn1396
Sensor-Surface: 2mm (Mechanical Surface Detection)
Phantom: SAM with CRP_2016_07_22_middle; Type: QD000P40CD; Serial: TP:1786
Measurement SW: DASY52, Version 52.8 (8); SEMCAD X Version 14.6.10 (7331)

Test Date: 2019-01-08; Ambient Temp: 20.3; Tissue Temp: 21.3

750 MHz System Body Verification (250mW)

Area Scan (6x15x1): Measurement grid: dx=15mm, dy=15mm
Zoom Scan (7x7x7)/Cube 0: Measurement grid: dx=5mm, dy=5mm, dz=5mm
Power Drift = -0.08 dB
Peak SAR (extrapolated) = 3.46 W/kg
SAR(1 g) = 2.25 W/kg; SAR(10 g) = 1.51 W/kg

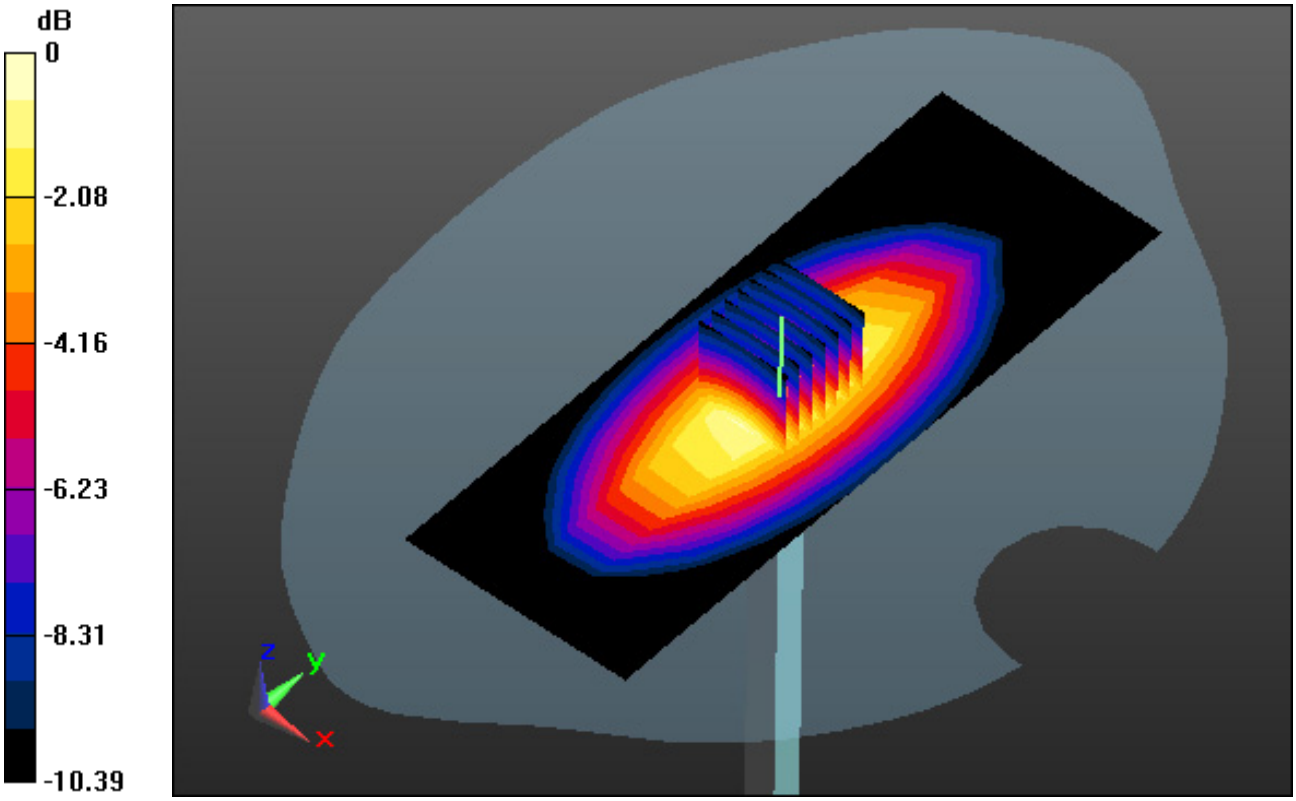

0 dB = 2.85 W/kg

DT&C Co., Ltd.

DUT: Dipole 750 MHz; Type: D750V3; Serial: D750V3 - SN:1049

Communication System: UID 0, CW (0); Frequency: 750 MHz;Duty Cycle: 1:1
Medium parameters used: f = 750 MHz; σ = 0.883 S/m; ε_r = 42.282; ρ = 1000 kg/m^3
Phantom section: Flat Section

DASY5 Configuration:
Probe: EX3DV4 - SN3933; ConvF(10.76, 10.76, 10.76); Calibrated: 9/25/2018; Electronics: DAE4 Sn1396
Sensor-Surface: 2mm (Mechanical Surface Detection)
Phantom: SAM with CRP_2016_07_22_middle; Type: QD000P40CD; Serial: TP:1786
Measurement SW: DASY52, Version 52.8 (8); SEMCAD X Version 14.6.10 (7331)

Test Date: 2019-01-09; Ambient Temp: 20.7; Tissue Temp: 21.8

750 MHz System Head Verification (250mW)

Area Scan (6x15x1): Measurement grid: dx=15mm, dy=15mm
Zoom Scan (7x7x7)/Cube 0: Measurement grid: dx=5mm, dy=5mm, dz=5mm
Power Drift = -0.09 dB
Peak SAR (extrapolated) = 2.75 W/kg
SAR(1 g) = 1.98 W/kg; SAR(10 g) = 1.31 W/kg

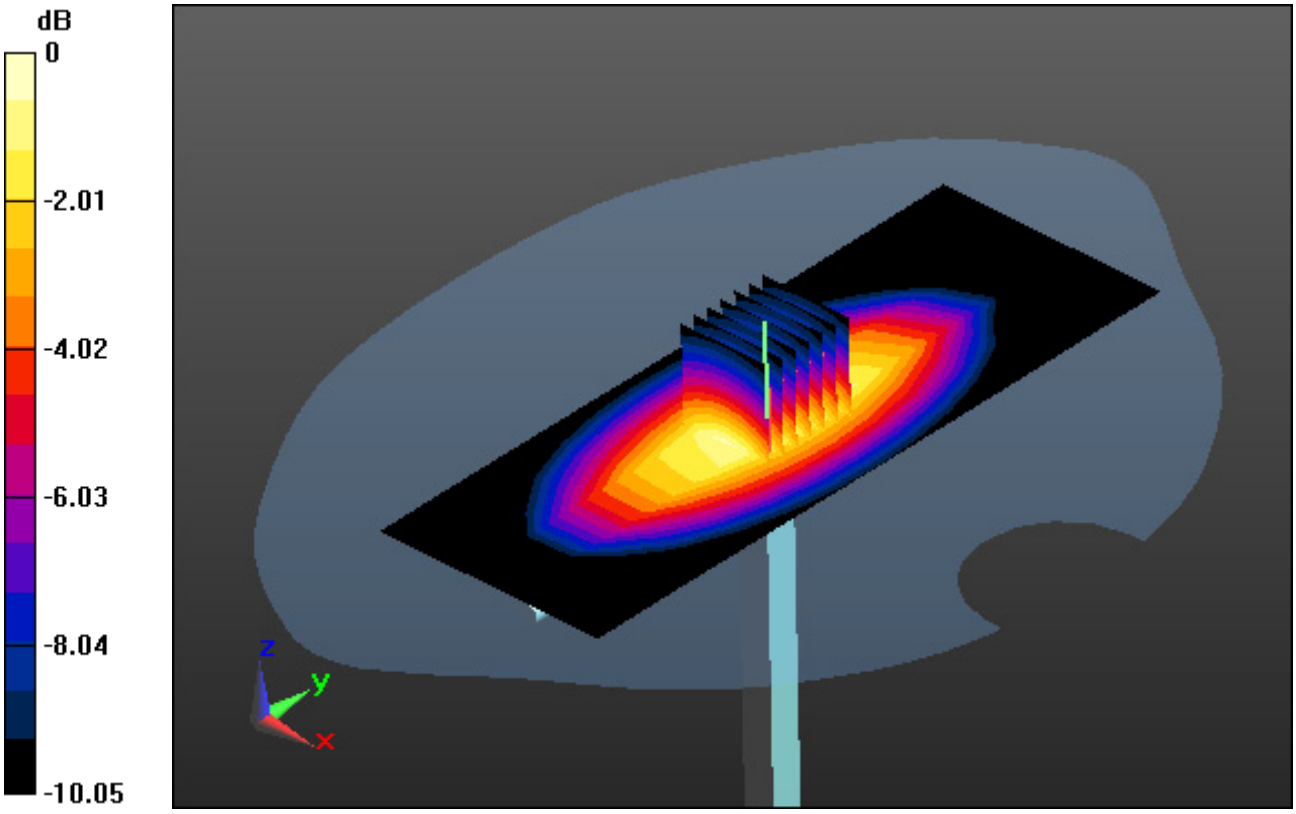

0 dB = 2.33 W/kg

DT&C Co., Ltd.

DUT: Dipole 750 MHz; Type: D750V3; Serial: D750V3 - SN:1049

Communication System: UID 0, CW (0); Frequency: 750 MHz;Duty Cycle: 1:1
Medium parameters used: f = 750 MHz; σ = 0.955 S/m; ε_r = 55.098; ρ = 1000 kg/m^3
Phantom section: Flat Section

DASY5 Configuration:
Probe: EX3DV4 - SN3933; ConvF(10.43, 10.43, 10.43); Calibrated: 9/25/2018; Electronics: DAE4 Sn1396
Sensor-Surface: 2mm (Mechanical Surface Detection)
Phantom: SAM with CRP_2016_07_22_middle; Type: QD000P40CD; Serial: TP:1786
Measurement SW: DASY52, Version 52.8 (8); SEMCAD X Version 14.6.10 (7331)

Test Date: 2019-01-09; Ambient Temp: 20.7; Tissue Temp: 21.7

750 MHz System Body Verification (250mW)

Area Scan (6x15x1): Measurement grid: dx=15mm, dy=15mm
Zoom Scan (7x7x7)/Cube 0: Measurement grid: dx=5mm, dy=5mm, dz=5mm
Power Drift = 0.09 dB
Peak SAR (extrapolated) = 3.21 W/kg
SAR(1 g) = 2.16 W/kg; SAR(10 g) = 1.42 W/kg

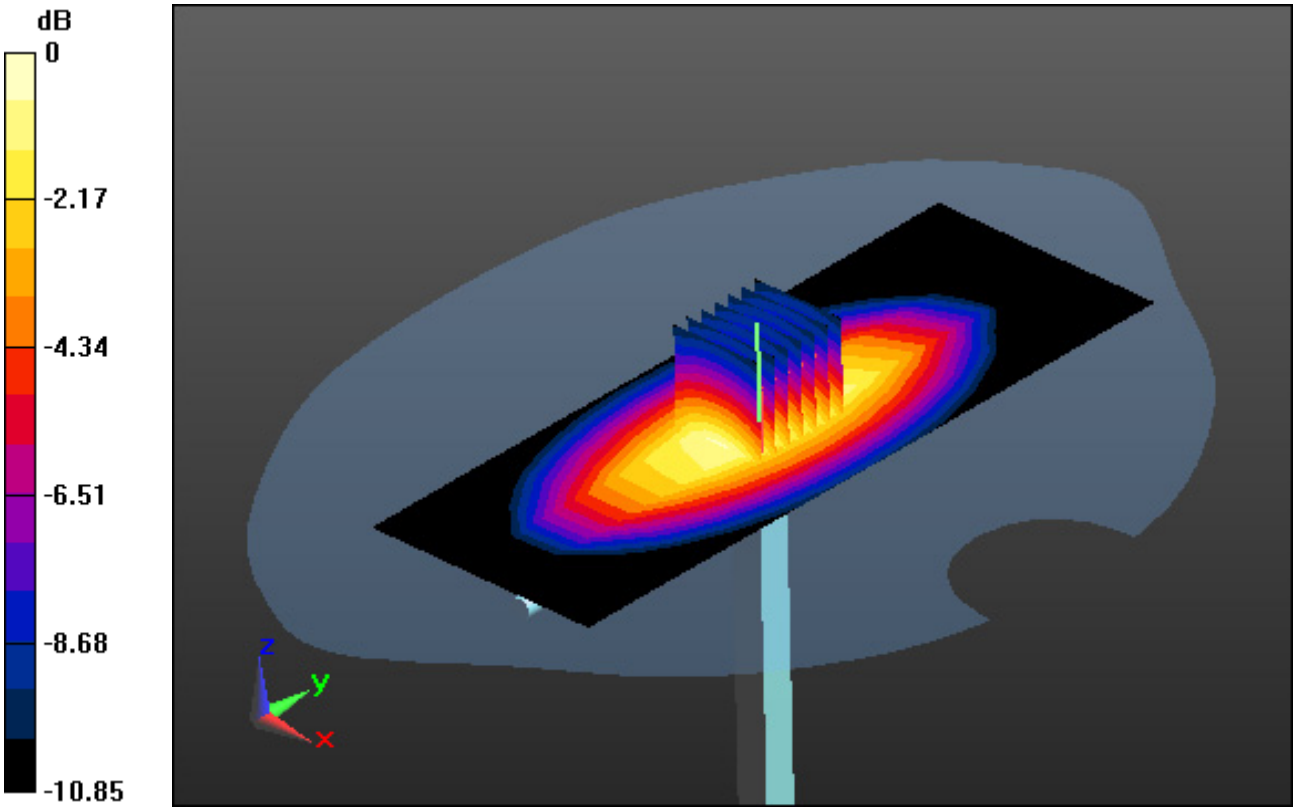

0 dB = 2.74 W/kg

DT&C Co., Ltd.

DUT: Dipole 835 MHz; Type: D835V2; Serial: D835V2 - SN:4d159

Communication System: UID 0, CW; Frequency: 835 MHz;Duty Cycle: 1:1
Medium parameters used: f = 835 MHz; σ = 0.875 S/m; ε_r = 41.309; ρ = 1000 kg/m^3
Phantom section: Flat Section

DASY5 Configuration:
Probe: EX3DV4 - SN7337; ConvF(10.16, 10.16, 10.16); Calibrated: 11/22/2018; Electronics: DAE4 Sn1396
Sensor-Surface: 2mm (Mechanical Surface Detection)
Phantom: SAM with CRP_2016_07_22_middle; Type: QD000P40CD; Serial: TP:1786
Measurement SW: DASY52, Version 52.8 (8); SEMCAD X Version 14.6.10 (7331)

Test Date: 2018-12-07; Ambient Temp: 21.1; Tissue Temp: 22.0

835 MHz System Head Verification (250mW)

Area Scan (6x13x1): Measurement grid: dx=15mm, dy=15mm
Zoom Scan (7x7x7)/Cube 0: Measurement grid: dx=5mm, dy=5mm, dz=5mm
Power Drift = 0.04 dB
Peak SAR (extrapolated) = 3.86 W/kg
SAR(1 g) = 2.42 W/kg; SAR(10 g) = 1.55 W/kg

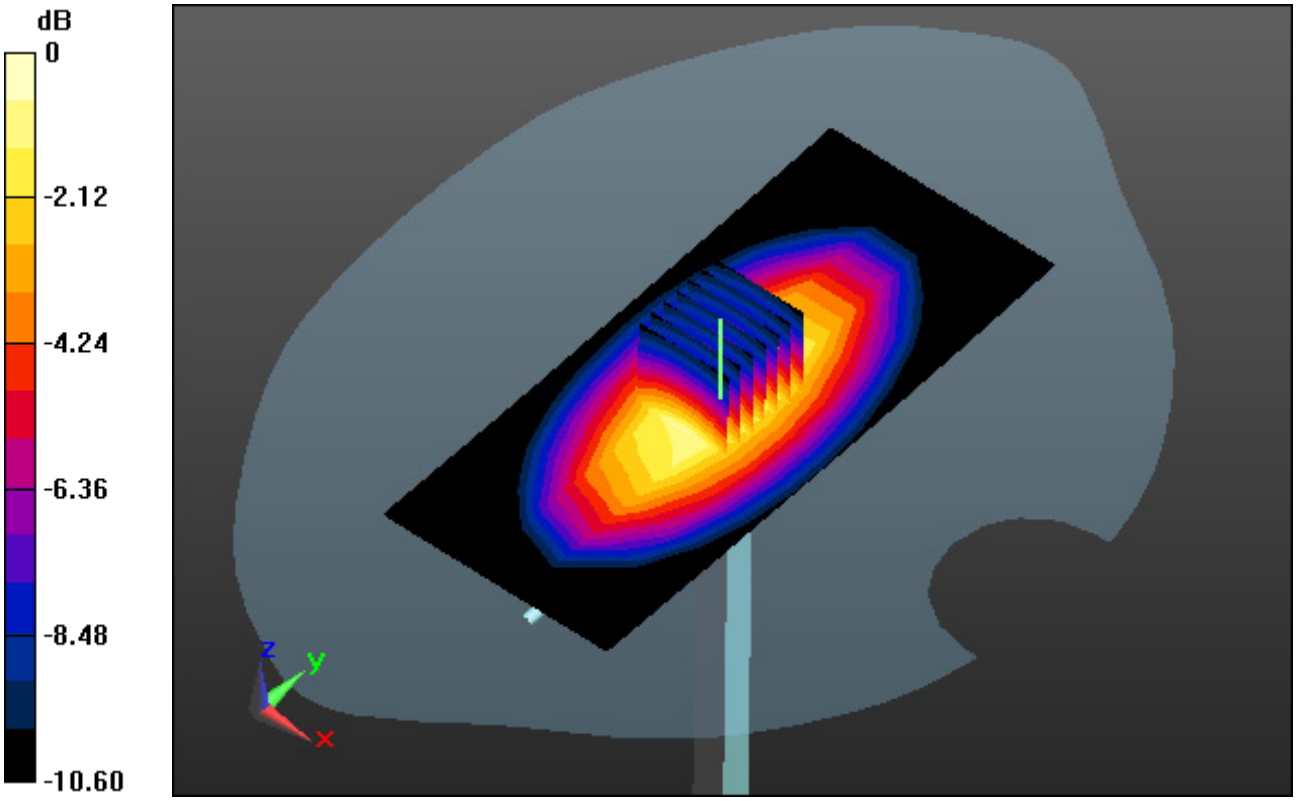

0 dB = 2.87 W/kg

DT&C Co., Ltd.

DUT: Dipole 835 MHz; Type: D835V2; Serial: D835V2 - SN:4d159

Communication System: UID 0, CW; Frequency: 835 MHz;Duty Cycle: 1:1
Medium parameters used: f = 835 MHz; σ = 0.993 S/m; ε_r = 54.085; ρ = 1000 kg/m^3
Phantom section: Flat Section

DASY5 Configuration:
Probe: EX3DV4 - SN7337; ConvF(10.23, 10.23, 10.23); Calibrated: 11/22/2018; Electronics: DAE4 Sn1396
Sensor-Surface: 2mm (Mechanical Surface Detection)
Phantom: SAM with CRP_2016_07_22_middle; Type: QD000P40CD; Serial: TP:1786
Measurement SW: DASY52, Version 52.8 (8); SEMCAD X Version 14.6.10 (7331)

Test Date: 2018-12-07; Ambient Temp: 21.1; Tissue Temp: 22.1

835 MHz System Body Verification (250mW)

Area Scan (6x13x1): Measurement grid: dx=15mm, dy=15mm
Zoom Scan (7x7x7)/Cube 0: Measurement grid: dx=5mm, dy=5mm, dz=5mm
Power Drift = -0.03 dB
Peak SAR (extrapolated) = 3.89 W/kg
SAR(1 g) = 2.38 W/kg; SAR(10 g) = 1.55 W/kg

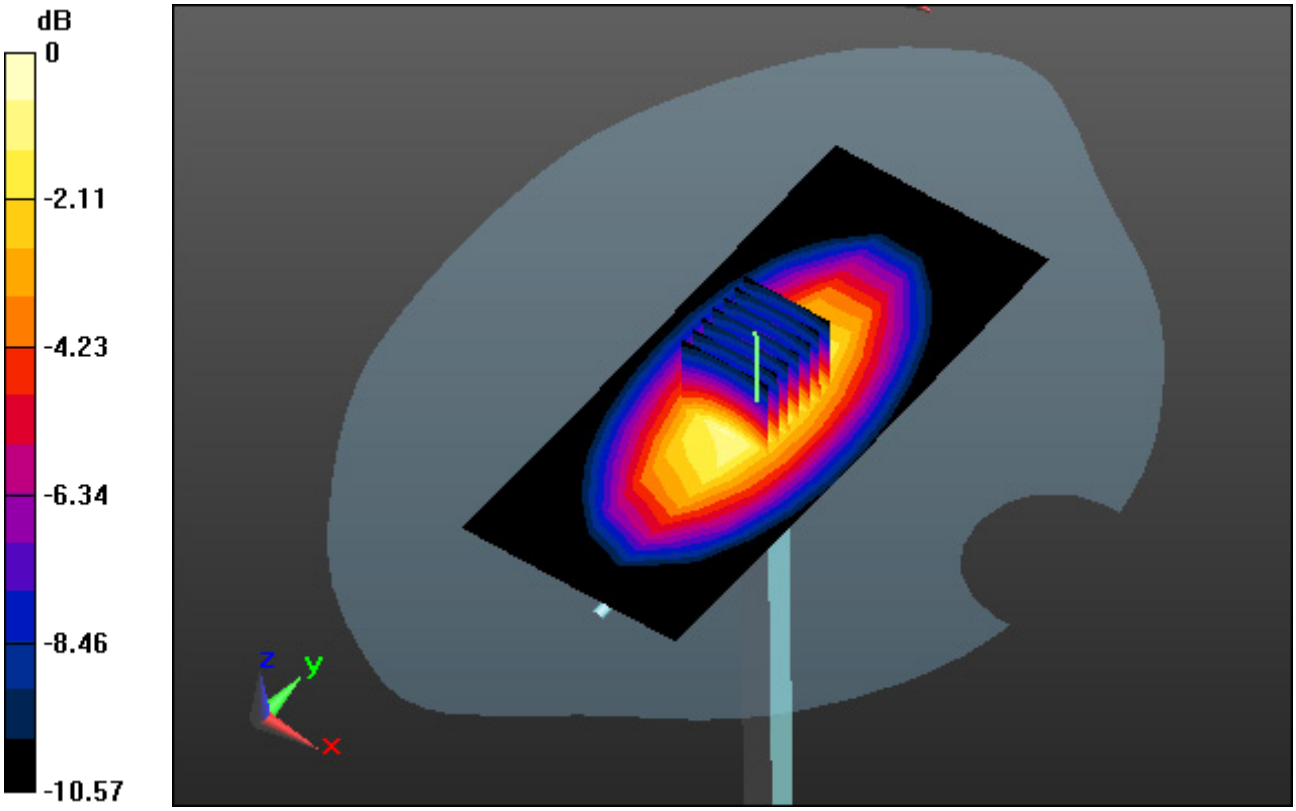

0 dB = 3.00 W/kg

DT&C Co., Ltd.

DUT: Dipole 835 MHz; Type: D835V2; Serial: D835V2 - SN:4d159

Communication System: UID 0, CW (0); Frequency: 835 MHz;Duty Cycle: 1:1
Medium parameters used: f = 835 MHz; σ = 0.877 S/m; ε_r = 41.458; ρ = 1000 kg/m^3
Phantom section: Flat Section

DASY5 Configuration:
Probe: EX3DV4 - SN7337; ConvF(10.16, 10.16, 10.16); Calibrated: 11/22/2018; Electronics: DAE4 Sn1396
Sensor-Surface: 2mm (Mechanical Surface Detection)
Phantom: SAM with CRP_2016_07_22_middle; Type: QD000P40CD; Serial: TP:1786
Measurement SW: DASY52, Version 52.8 (8); SEMCAD X Version 14.6.10 (7331)

Test Date: 2018-12-11; Ambient Temp: 20.7; Tissue Temp: 21.5

835 MHz System Head Verification (250mW)

Area Scan (6x13x1): Measurement grid: dx=15mm, dy=15mm
Zoom Scan (7x7x7)/Cube 0: Measurement grid: dx=5mm, dy=5mm, dz=5mm
Power Drift = 0.01 dB
Peak SAR (extrapolated) = 3.84 W/kg
SAR(1 g) = 2.36 W/kg; SAR(10 g) = 1.49 W/kg

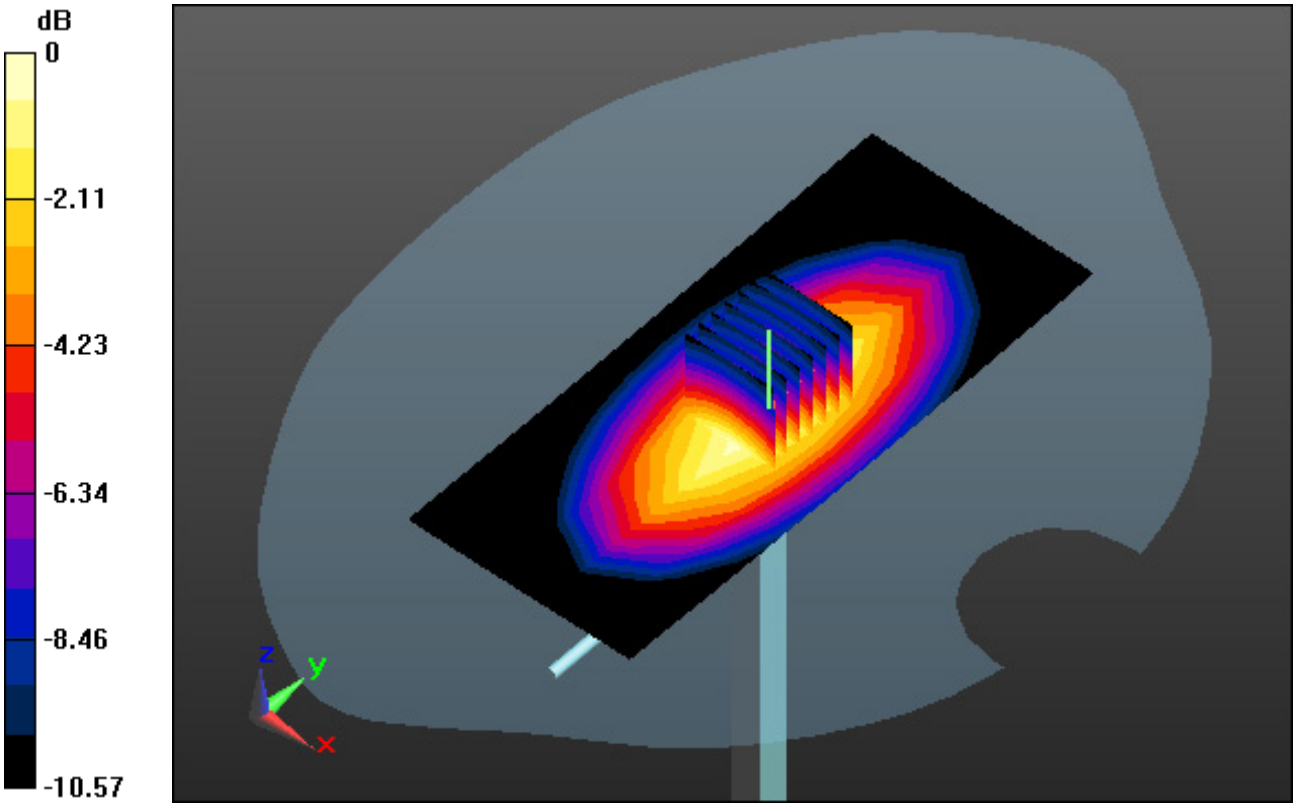

0 dB = 2.97 W/kg

DT&C Co., Ltd.

DUT: Dipole 835 MHz; Type: D835V2; Serial: D835V2 - SN:4d159

Communication System: UID 0, CW (0); Frequency: 835 MHz;Duty Cycle: 1:1
Medium parameters used: f = 835 MHz; σ = 0.977 S/m; ε_r = 53.883; ρ = 1000 kg/m^3
Phantom section: Flat Section

DASY5 Configuration:
Probe: EX3DV4 - SN3933; ConvF(10.27, 10.27, 10.27); Calibrated: 9/25/2018; Electronics: DAE4 Sn1396
Sensor-Surface: 2mm (Mechanical Surface Detection)
Phantom: SAM with CRP_2016_07_22_middle; Type: QD000P40CD; Serial: TP:1786
Measurement SW: DASY52, Version 52.8 (8); SEMCAD X Version 14.6.10 (7331)

Test Date: 2018-12-11; Ambient Temp: 20.7; Tissue Temp: 21.2

835 MHz System Body Verification (250mW)

Area Scan (5x12x1): Measurement grid: dx=15mm, dy=15mm
Zoom Scan (7x7x7)/Cube 0: Measurement grid: dx=5mm, dy=5mm, dz=5mm
Power Drift = 0.02 dB
Peak SAR (extrapolated) = 3.61 W/kg
SAR(1 g) = 2.34 W/kg; SAR(10 g) = 1.48 W/kg

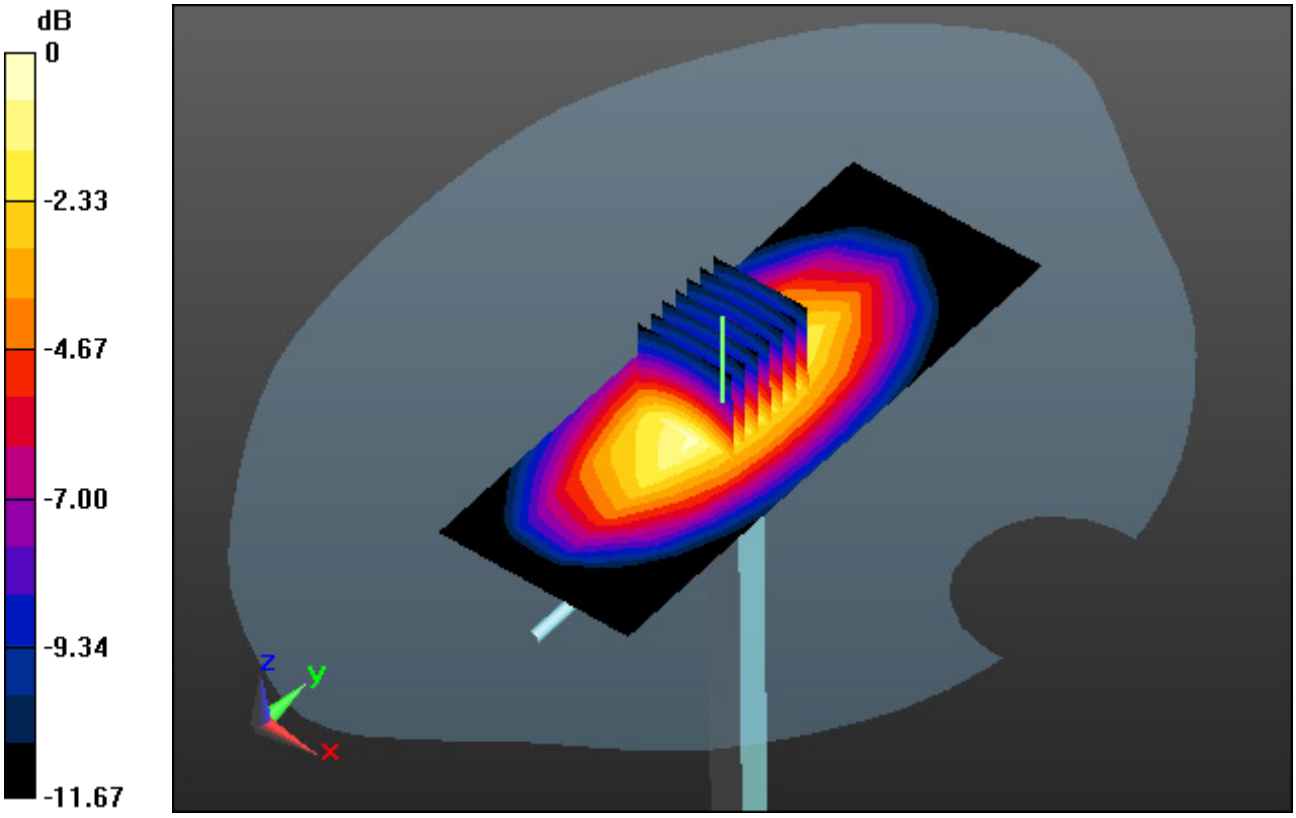

0 dB = 3.02 W/kg

DT&C Co., Ltd.

DUT: Dipole 1800 MHz; Type: D1800V2; Serial: D1800V2 - SN:2d202

Communication System: UID 0, CW (0); Frequency: 1800 MHz;Duty Cycle: 1:1
Medium parameters used: f = 1800 MHz; σ = 1.382 S/m; ε_r = 40.644; ρ = 1000 kg/m^3
Phantom section: Flat Section

DASY5 Configuration:
Probe: EX3DV4 - SN7337; ConvF(8.96, 8.96, 8.96); Calibrated: 11/22/2018; Electronics: DAE4 Sn1396
Sensor-Surface: 2mm (Mechanical Surface Detection)
Phantom: SAM with CRP_2016_07_22_middle; Type: QD000P40CD; Serial: TP:1786
Measurement SW: DASY52, Version 52.8 (8); SEMCAD X Version 14.6.10 (7331)

Test Date: 2019-01-14; Ambient Temp: 21.3; Tissue Temp: 22.0

1800 MHz System Head Verification (100mW)

Area Scan (5x7x1): Measurement grid: dx=15mm, dy=15mm
Zoom Scan (7x7x7)/Cube 0: Measurement grid: dx=5mm, dy=5mm, dz=5mm
Power Drift = -0.02 dB
Peak SAR (extrapolated) = 7.09 W/kg
SAR(1 g) = 3.79 W/kg; SAR(10 g) = 1.95 W/kg

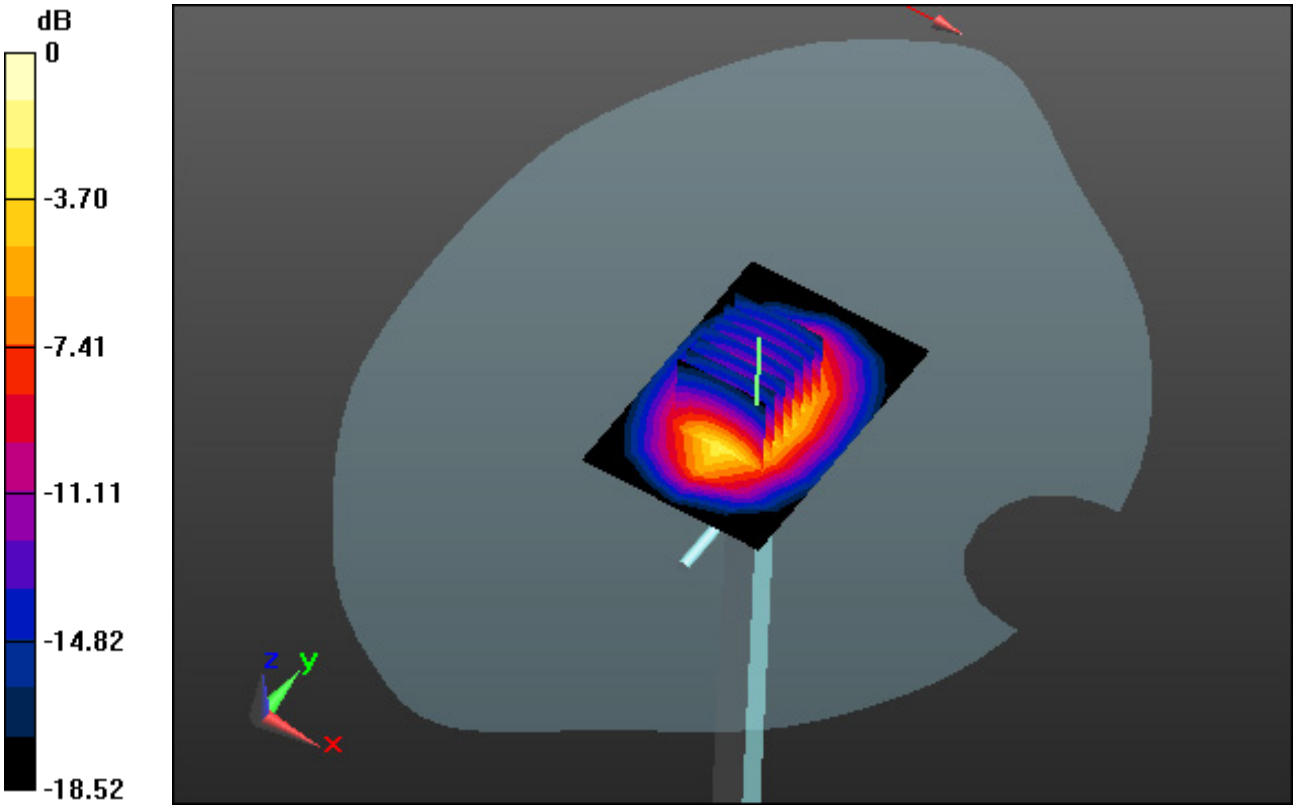

0 dB = 5.45 W/kg

DT&C Co., Ltd.

DUT: Dipole 1800 MHz; Type: D1800V2; Serial: D1800V2 - SN:2d202

Communication System: UID 0, CW (0); Frequency: 1800 MHz;Duty Cycle: 1:1
Medium parameters used: f = 1800 MHz; σ = 1.501 S/m; ε_r = 52.55; ρ = 1000 kg/m^3
Phantom section: Flat Section

DASY5 Configuration:
Probe: EX3DV4 - SN3933; ConvF(8.62, 8.62, 8.62); Calibrated: 9/25/2018; Electronics: DAE4 Sn1396
Sensor-Surface: 2mm (Mechanical Surface Detection)
Phantom: SAM with CRP_2016_07_22_middle; Type: QD000P40CD; Serial: TP:1786
Measurement SW: DASY52, Version 52.8 (8); SEMCAD X Version 14.6.10 (7331)

Test Date: 2019-01-14; Ambient Temp: 21.3; Tissue Temp: 22.1

1800 MHz System Body Verification (100mW)

Area Scan (5x7x1): Measurement grid: dx=15mm, dy=15mm
Zoom Scan (7x7x7)/Cube 0: Measurement grid: dx=5mm, dy=5mm, dz=5mm
Power Drift = -0.02 dB
Peak SAR (extrapolated) = 7.63 W/kg
SAR(1 g) = 4.07 W/kg; SAR(10 g) = 2.12 W/kg

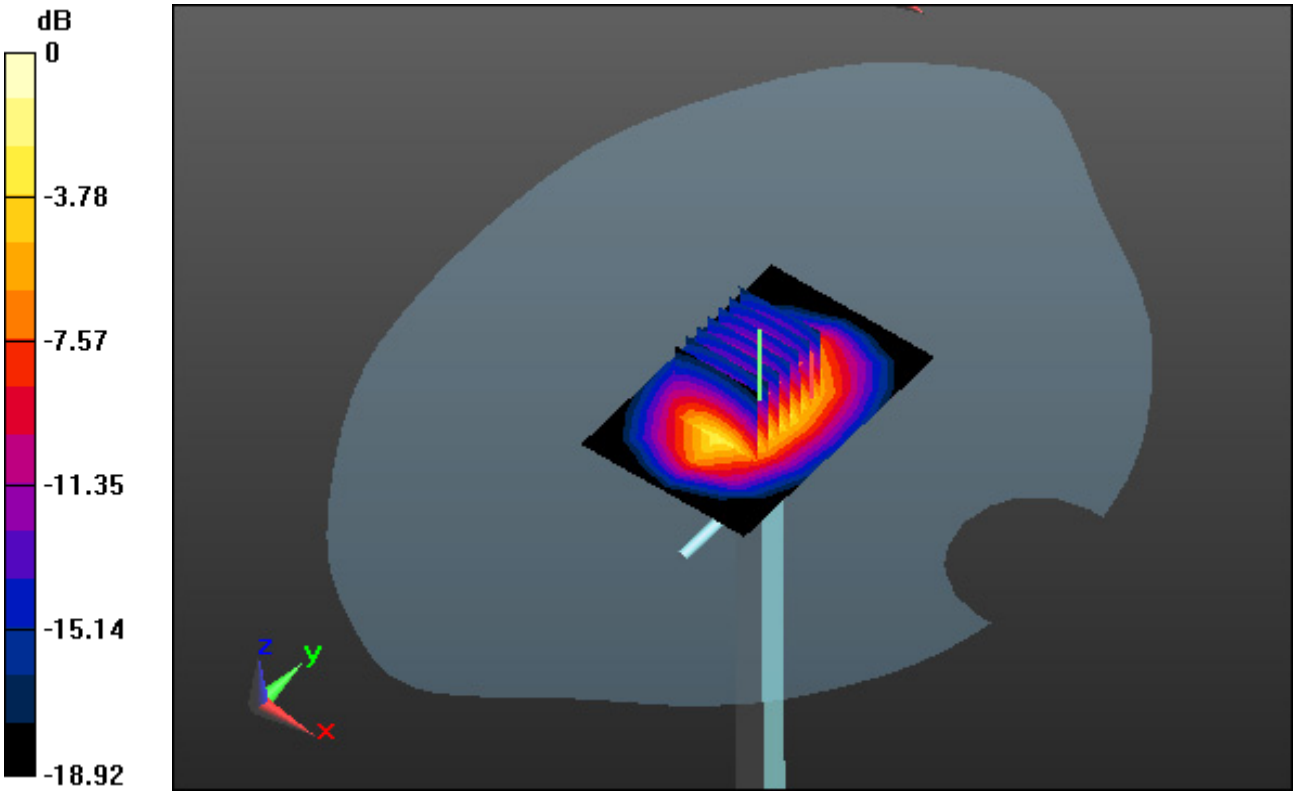

0 dB = 5.93 W/kg

DT&C Co., Ltd.

DUT: Dipole 1800 MHz; Type: D1800V2; Serial: D1800V2 - SN:2d202

Communication System: UID 0, CW (0); Frequency: 1800 MHz;Duty Cycle: 1:1
Medium parameters used: f = 1800 MHz; σ = 1.382 S/m; ε_r = 40.866; ρ = 1000 kg/m^3
Phantom section: Flat Section

DASY5 Configuration:
Probe: EX3DV4 - SN7337; ConvF(8.96, 8.96, 8.96); Calibrated: 11/22/2018; Electronics: DAE4 Sn1396
Sensor-Surface: 2mm (Mechanical Surface Detection)
Phantom: SAM with CRP_2016_07_22_middle; Type: QD000P40CD; Serial: TP:1786
Measurement SW: DASY52, Version 52.8 (8); SEMCAD X Version 14.6.10 (7331)

Test Date: 2019-01-28; Ambient Temp: 21.0; Tissue Temp: 21.8

1800 MHz System Head Verification (100mW)

Area Scan (5x7x1): Measurement grid: dx=15mm, dy=15mm
Zoom Scan (7x7x7)/Cube 0: Measurement grid: dx=5mm, dy=5mm, dz=5mm
Power Drift = -0.01 dB
Peak SAR (extrapolated) = 7.10 W/kg
SAR(1 g) = 3.8 W/kg; SAR(10 g) = 1.96 W/kg

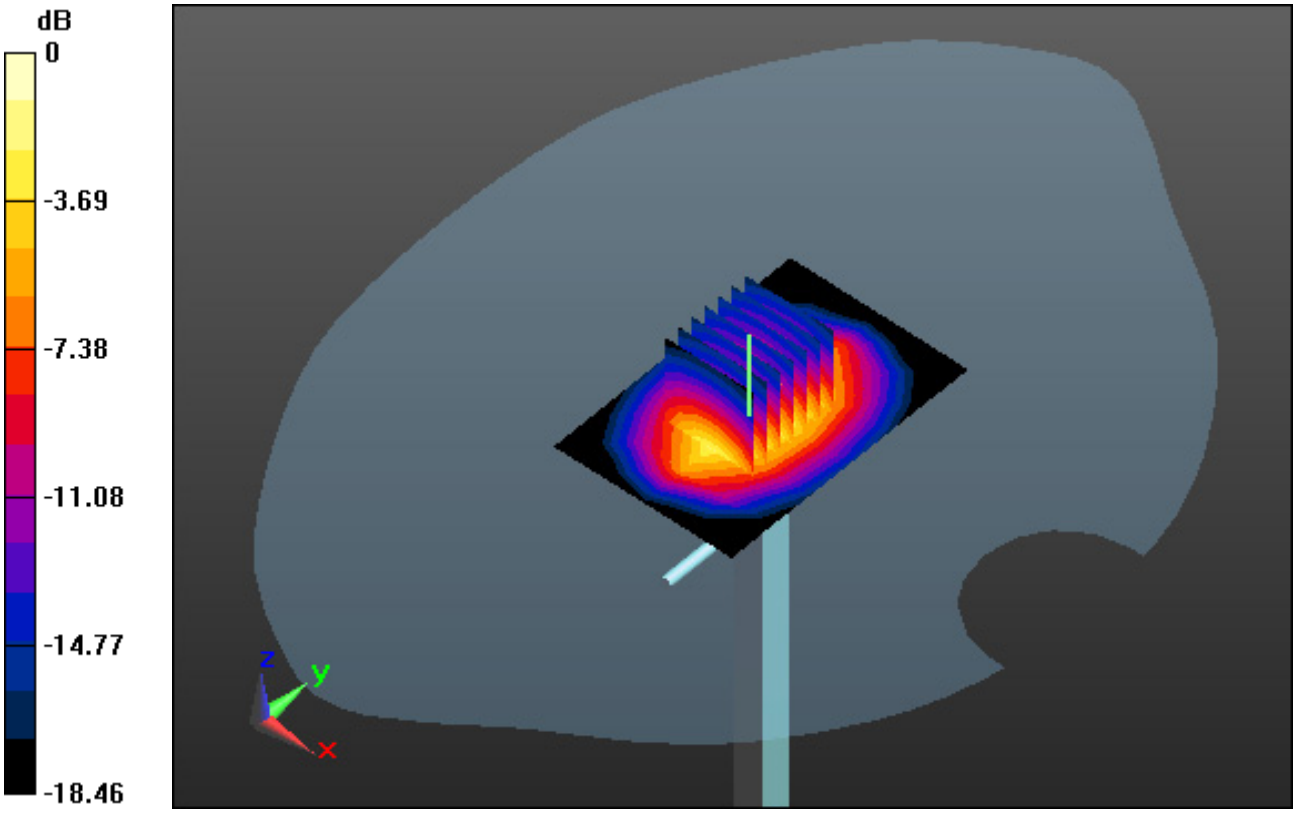

0 dB = 5.47 W/kg

DT&C Co., Ltd.

DUT: Dipole 1800 MHz; Type: D1800V2; Serial: D1800V2 - SN:2d202

Communication System: UID 0, CW (0); Frequency: 1800 MHz;Duty Cycle: 1:1
Medium parameters used: f = 1800 MHz; σ = 1.493 S/m; ε_r = 52.566; ρ = 1000 kg/m^3
Phantom section: Flat Section

DASY5 Configuration:
Probe: EX3DV4 - SN3933; ConvF(8.62, 8.62, 8.62); Calibrated: 9/25/2018; Electronics: DAE4 Sn1396
Sensor-Surface: 2mm (Mechanical Surface Detection)
Phantom: SAM with CRP_2016_07_22_middle; Type: QD000P40CD; Serial: TP:1786
Measurement SW: DASY52, Version 52.8 (8); SEMCAD X Version 14.6.10 (7331)

Test Date: 2019-01-28; Ambient Temp: 21.0; Tissue Temp: 21.6

1800 MHz System Body Verification (100mW)

Area Scan (5x7x1): Measurement grid: dx=15mm, dy=15mm
Zoom Scan (7x7x7)/Cube 0: Measurement grid: dx=5mm, dy=5mm, dz=5mm
Power Drift = -0.01 dB
Peak SAR (extrapolated) = 7.16 W/kg
SAR(1 g) = 3.81 W/kg; SAR(10 g) = 2.04 W/kg

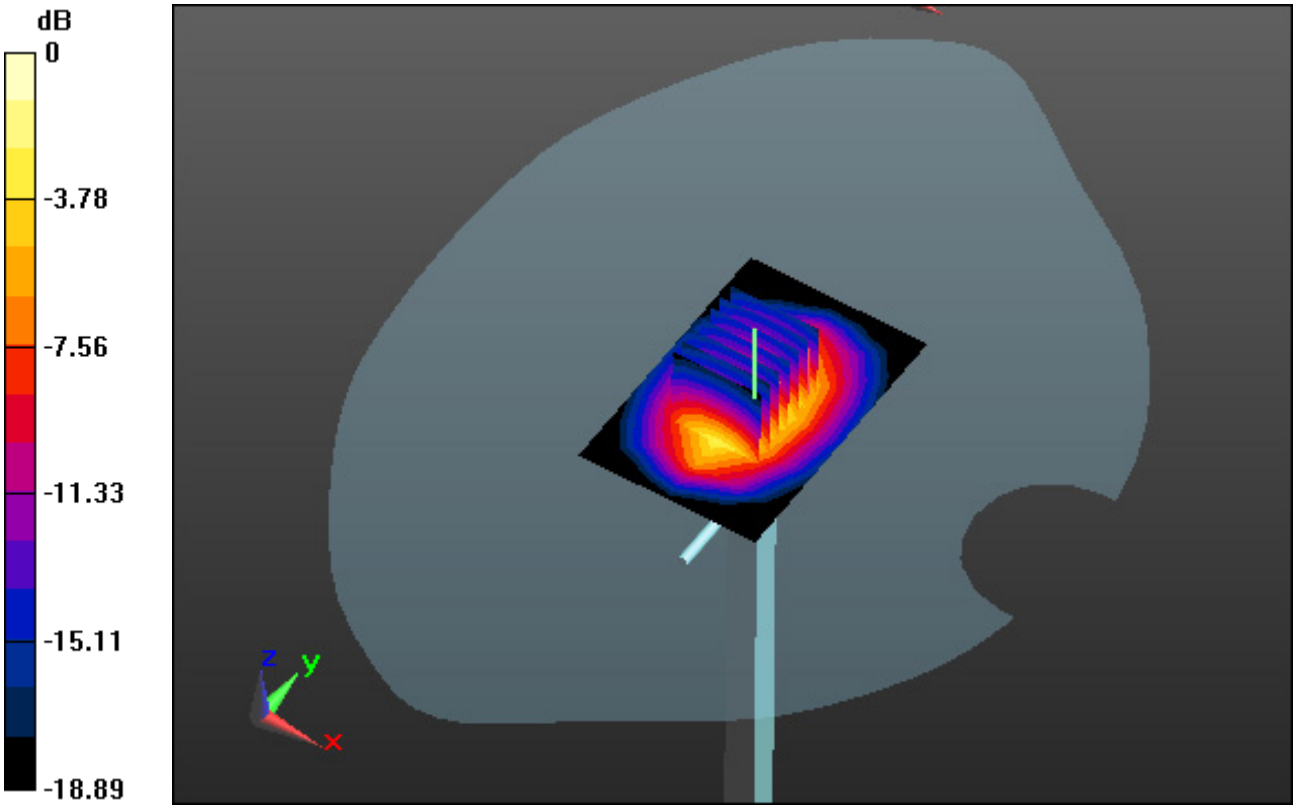

0 dB = 5.8 W/kg

DT&C Co., Ltd.

DUT: Dipole 1900 MHz; Type: D1900V2; Serial: D1900V2 - SN:5d176

Communication System: UID 0, CW (0); Frequency: 1900 MHz;Duty Cycle: 1:1
Medium parameters used: f = 1900 MHz; σ = 1.416 S/m; ε_r = 39.47; ρ = 1000 kg/m^3
Phantom section: Flat Section

DASY5 Configuration:
Probe: EX3DV4 - SN7337; ConvF(8.49, 8.49, 8.49); Calibrated: 11/22/2018; Electronics: DAE4 Sn1396
Sensor-Surface: 2mm (Mechanical Surface Detection)
Phantom: SAM with CRP_2016_07_22_middle; Type: QD000P40CD; Serial: TP:1786
Measurement SW: DASY52, Version 52.8 (8); SEMCAD X Version 14.6.10 (7331)

Test Date: 2018-12-06; Ambient Temp: 20.1; Tissue Temp: 21.2

1900 MHz System Head Verification (100mW)

Area Scan (5x7x1): Measurement grid: dx=15mm, dy=15mm
Zoom Scan (7x7x7)/Cube 0: Measurement grid: dx=5mm, dy=5mm, dz=5mm
Power Drift = -0.06 dB
Peak SAR (extrapolated) = 7.64 W/kg
SAR(1 g) = 3.99 W/kg; SAR(10 g) = 2.12 W/kg

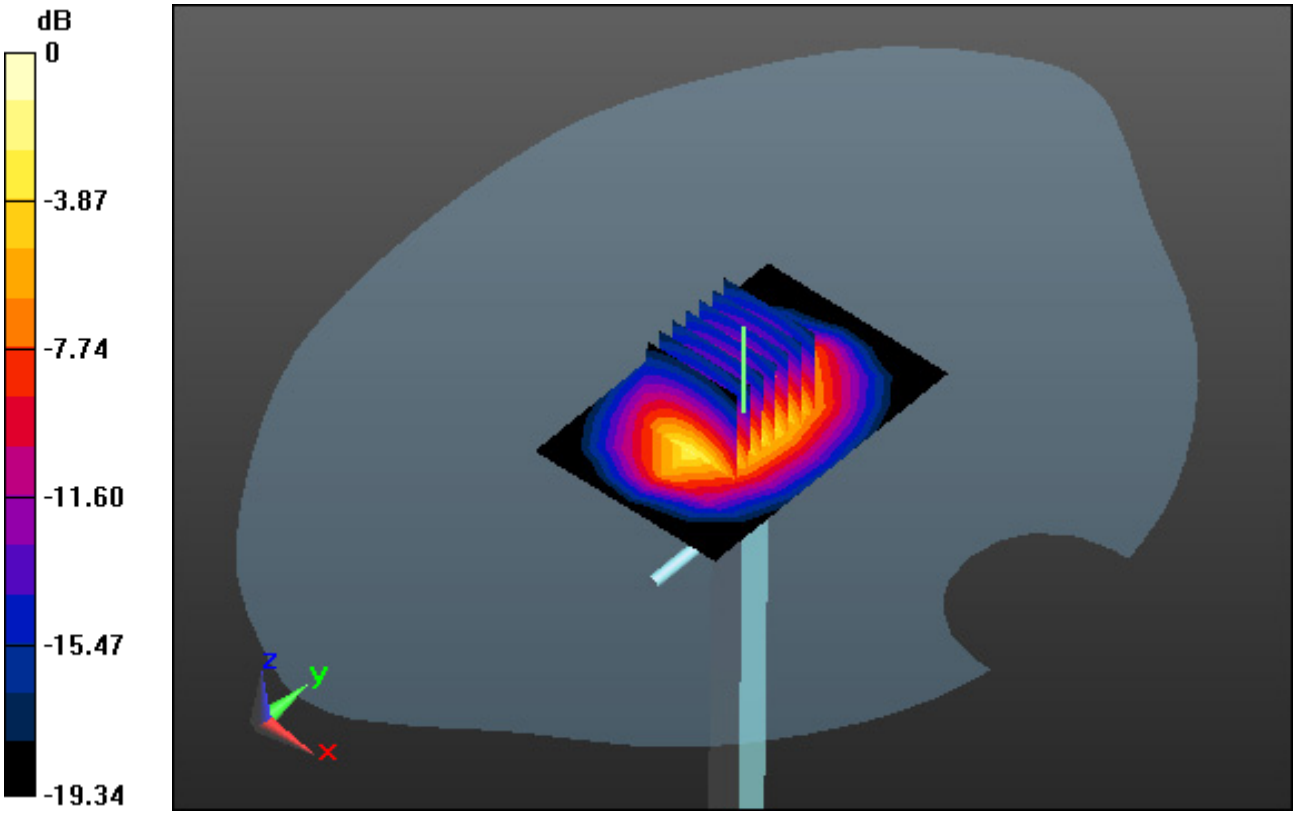

0 dB = 5.82 W/kg

DT&C Co., Ltd.

DUT: Dipole 1900 MHz; Type: D1900V2; Serial: D1900V2 - SN:5d176

Communication System: UID 0, CW (0); Frequency: 1900 MHz;Duty Cycle: 1:1
Medium parameters used: f = 1900 MHz; σ = 1.563 S/m; ε_r = 51.417; ρ = 1000 kg/m^3
Phantom section: Flat Section

DASY5 Configuration:
Probe: EX3DV4 - SN7337; ConvF(8.03, 8.03, 8.03); Calibrated: 11/22/2018; Electronics: DAE4 Sn1396
Sensor-Surface: 2mm (Mechanical Surface Detection)
Phantom: SAM with CRP_2016_07_22_middle; Type: QD000P40CD; Serial: TP:1786
Measurement SW: DASY52, Version 52.8 (8); SEMCAD X Version 14.6.10 (7331)

Test Date: 2018-12-06; Ambient Temp: 20.1; Tissue Temp: 21.0

1900 MHz System Body Verification (100mW)

Area Scan (5x7x1): Measurement grid: dx=15mm, dy=15mm
Zoom Scan (7x7x7)/Cube 0: Measurement grid: dx=5mm, dy=5mm, dz=5mm
Power Drift = -0.05 dB
Peak SAR (extrapolated) = 8.05 W/kg
SAR(1 g) = 4.1 W/kg; SAR(10 g) = 2.13 W/kg

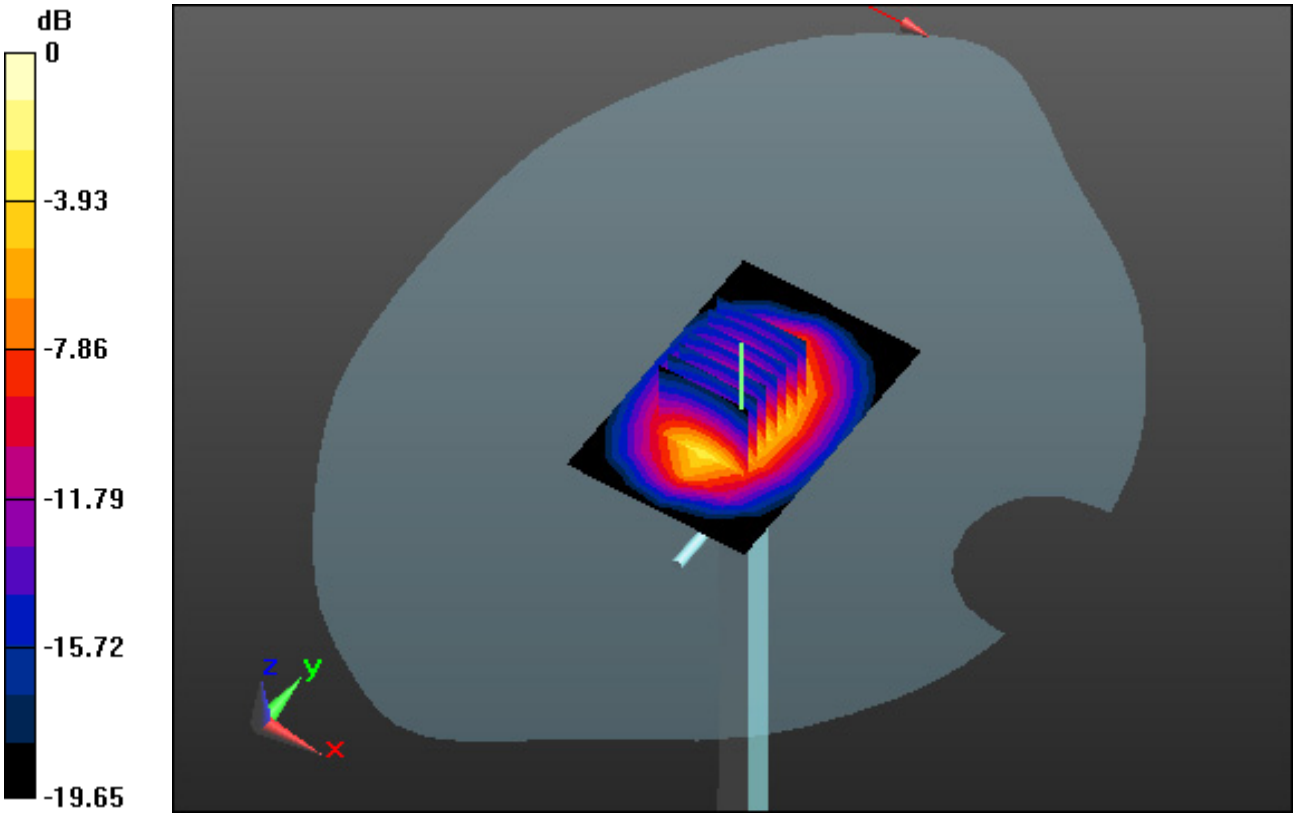

0 dB = 6.14 W/kg

DT&C Co., Ltd.

DUT: Dipole 1900 MHz; Type: D1900V2; Serial: D1900V2 - SN:5d176

Communication System: UID 0, CW (0); Frequency: 1900 MHz;Duty Cycle: 1:1
Medium parameters used: f = 1900 MHz; σ = 1.416 S/m; ε_r = 39.513; ρ = 1000 kg/m^3
Phantom section: Flat Section

DASY5 Configuration:
Probe: EX3DV4 - SN7337; ConvF(8.49, 8.49, 8.49); Calibrated: 11/22/2018; Electronics: DAE4 Sn1396
Sensor-Surface: 2mm (Mechanical Surface Detection)
Phantom: SAM with CRP_2016_07_22_middle; Type: QD000P40CD; Serial: TP:1786
Measurement SW: DASY52, Version 52.8 (8); SEMCAD X Version 14.6.10 (7331)

Test Date: 2018-12-10; Ambient Temp: 20.3; Tissue Temp: 21.1

1900 MHz System Head Verification (100mW)

Area Scan (5x7x1): Measurement grid: dx=15mm, dy=15mm
Zoom Scan (7x7x7)/Cube 0: Measurement grid: dx=5mm, dy=5mm, dz=5mm
Power Drift = -0.04 dB
Peak SAR (extrapolated) = 7.47 W/kg
SAR(1 g) = 3.89 W/kg; SAR(10 g) = 2.07 W/kg

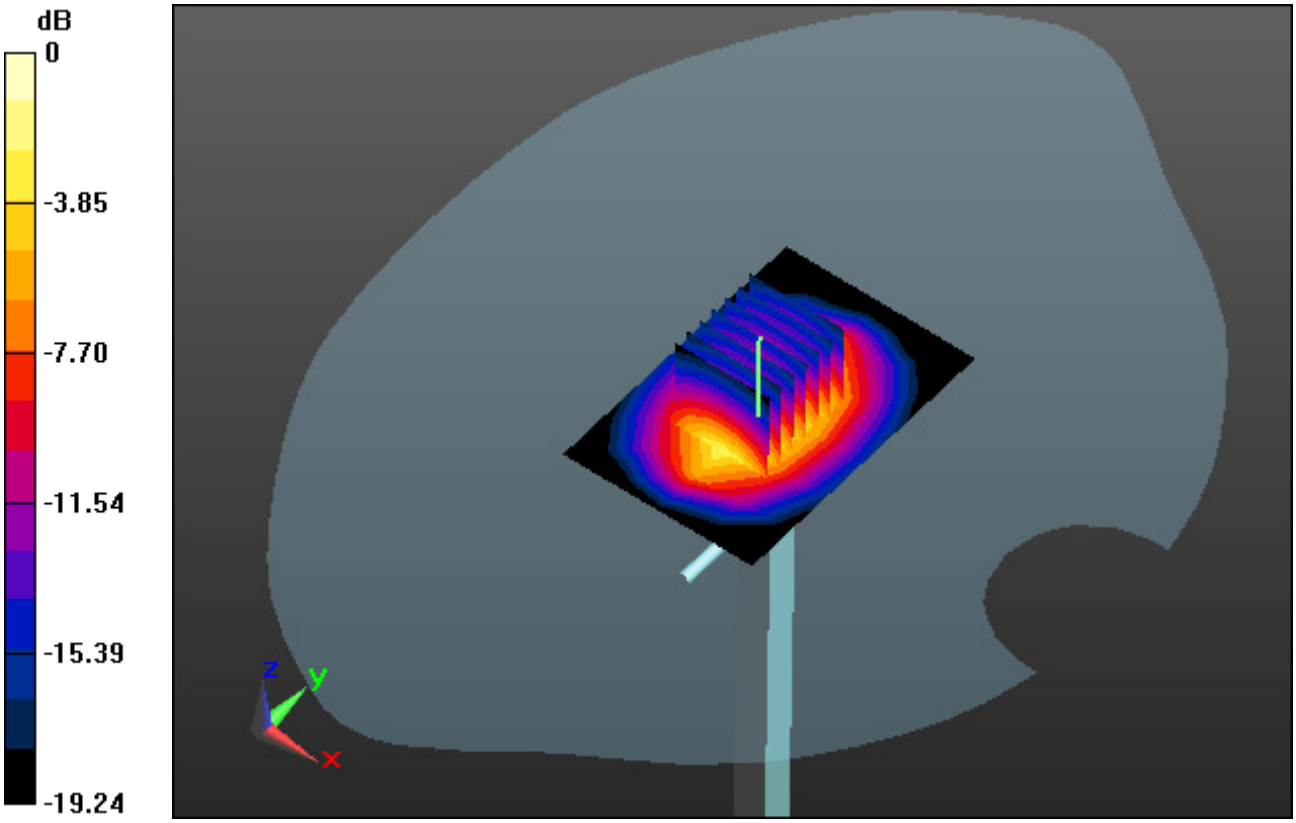

0 dB = 5.67 W/kg

DT&C Co., Ltd.

DUT: Dipole 1900 MHz; Type: D1900V2; Serial: D1900V2 - SN:5d176

Communication System: UID 0, CW (0); Frequency: 1900 MHz;Duty Cycle: 1:1
Medium parameters used: f = 1900 MHz; σ = 1.564 S/m; ε_r = 51.433; ρ = 1000 kg/m^3
Phantom section: Flat Section

DASY5 Configuration:
Probe: EX3DV4 - SN3933; ConvF(8.21, 8.21, 8.21); Calibrated: 9/25/2018; Electronics: DAE4 Sn1396
Sensor-Surface: 2mm (Mechanical Surface Detection)
Phantom: SAM with CRP_2016_07_22_middle; Type: QD000P40CD; Serial: TP:1786
Measurement SW: DASY52, Version 52.8 (8); SEMCAD X Version 14.6.10 (7331)

Test Date: 2018-12-10; Ambient Temp: 20.3; Tissue Temp: 20.9

1900 MHz System Body Verification (100mW)

Area Scan (5x7x1): Measurement grid: dx=15mm, dy=15mm
Zoom Scan (7x7x7)/Cube 0: Measurement grid: dx=5mm, dy=5mm, dz=5mm
Power Drift = -0.03 dB
Peak SAR (extrapolated) = 7.57 W/kg
SAR(1 g) = 3.76 W/kg; SAR(10 g) = 1.95 W/kg

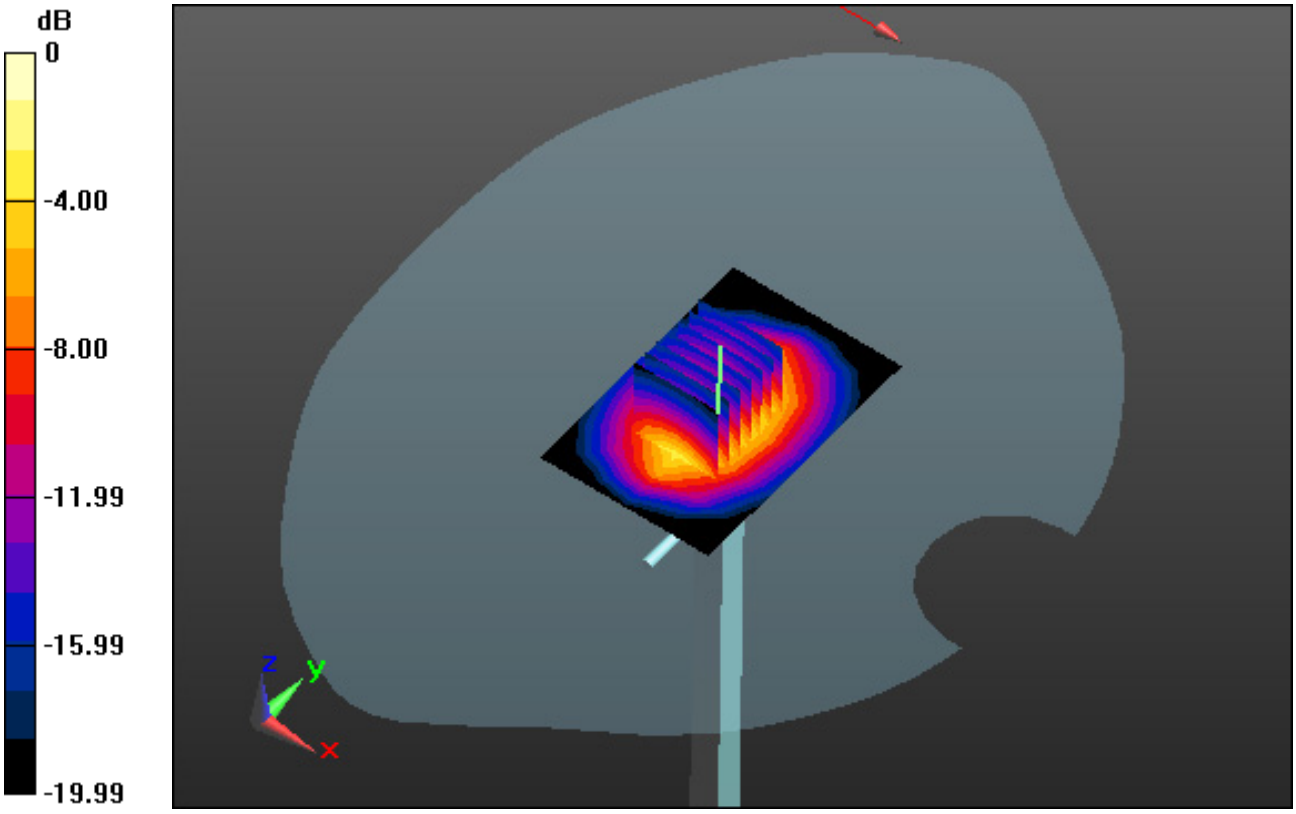

0 dB = 6.03 W/kg

DT&C Co., Ltd.

DUT: Dipole 2450 MHz; Type: D2450V2; Serial: D2450V2 - SN:920

Communication System: UID 0, CW; Frequency: 2450 MHz;Duty Cycle: 1:1
Medium parameters used: f = 2450 MHz; σ = 1.795 S/m; ε_r = 40.522; ρ = 1000 kg/m^3
Phantom section: Flat Section

DASY5 Configuration:
Probe: EX3DV4 - SN3933; ConvF(7.61, 7.61, 7.61); Calibrated: 9/25/2018; Electronics: DAE4 Sn1396
Sensor-Surface: 2mm (Mechanical Surface Detection)
Phantom: SAM with CRP_2016_07_22_middle; Type: QD000P40CD; Serial: TP:1786
Measurement SW: DASY52, Version 52.8 (8); SEMCAD X Version 14.6.10 (7331)

Test Date: 2019-01-15; Ambient Temp: 21.1; Tissue Temp: 21.9

2450 MHz System Head Verification (100mW)

Area Scan (7x9x1): Measurement grid: dx=12mm, dy=12mm
Zoom Scan (7x7x7)/Cube 0: Measurement grid: dx=5mm, dy=5mm, dz=5mm
Power Drift = -0.19 dB
Peak SAR (extrapolated) = 12.3 W/kg
SAR(1 g) = 5.43 W/kg; SAR(10 g) = 2.57 W/kg

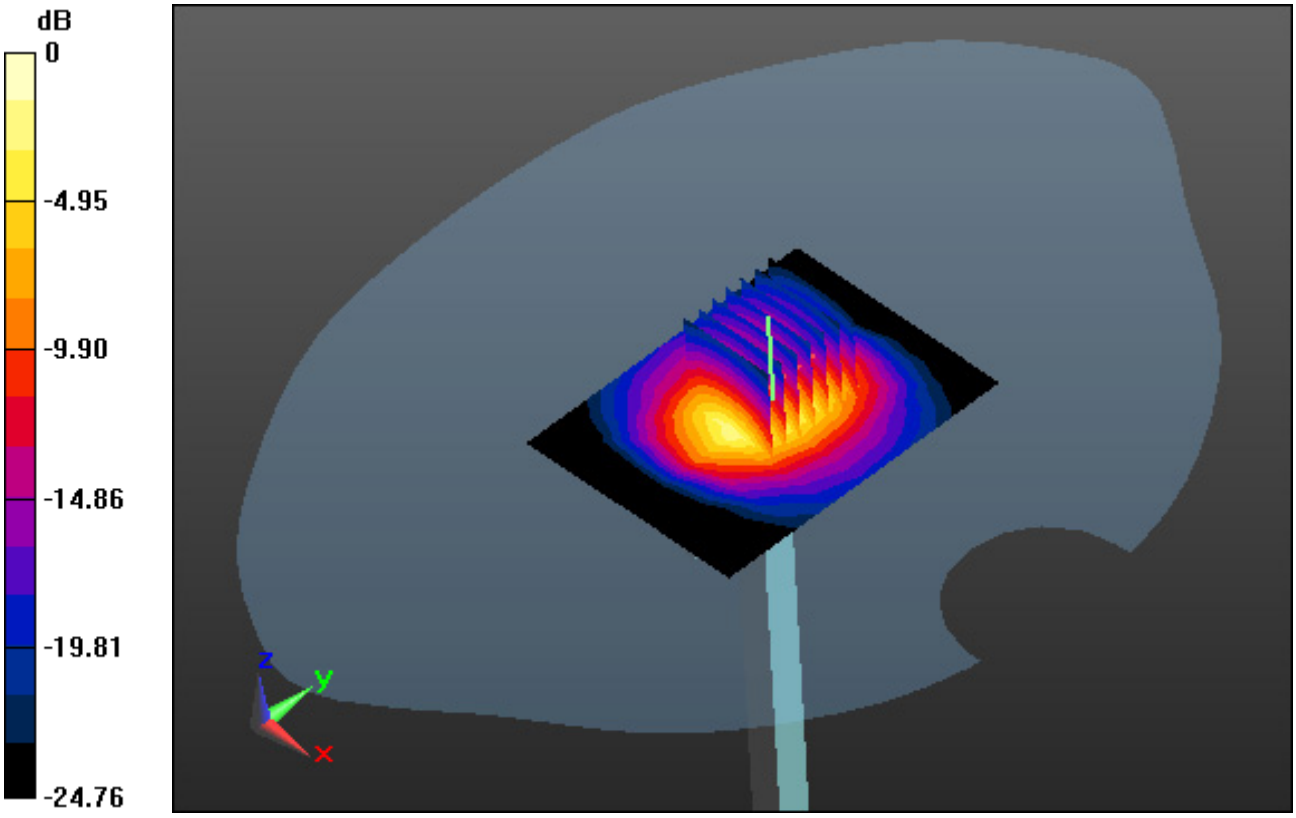

0 dB = 8.12 W/kg

DT&C Co., Ltd.

DUT: Dipole 2450 MHz; Type: D2450V2; Serial: D2450V2 - SN:920

Communication System: UID 0, CW; Frequency: 2450 MHz;Duty Cycle: 1:1
Medium parameters used: f = 2450 MHz; σ = 1.954 S/m; ε_r = 54.513; ρ = 1000 kg/m^3
Phantom section: Flat Section

DASY5 Configuration:
Probe: EX3DV4 - SN3933; ConvF(7.75, 7.75, 7.75); Calibrated: 9/25/2018; Electronics: DAE4 Sn1396
Sensor-Surface: 2mm (Mechanical Surface Detection)
Phantom: SAM with CRP_2016_07_22_middle; Type: QD000P40CD; Serial: TP:1786
Measurement SW: DASY52, Version 52.8 (8); SEMCAD X Version 14.6.10 (7331)

Test Date: 2019-01-15; Ambient Temp: 21.1; Tissue Temp: 22.1

2450 MHz System Body Verification (100mW)

Area Scan (7x9x1): Measurement grid: dx=12mm, dy=12mm
Zoom Scan (7x7x7)/Cube 0: Measurement grid: dx=5mm, dy=5mm, dz=5mm
Power Drift = -0.10 dB
Peak SAR (extrapolated) = 13.0 W/kg
SAR(1 g) = 5.04 W/kg; SAR(10 g) = 2.4 W/kg

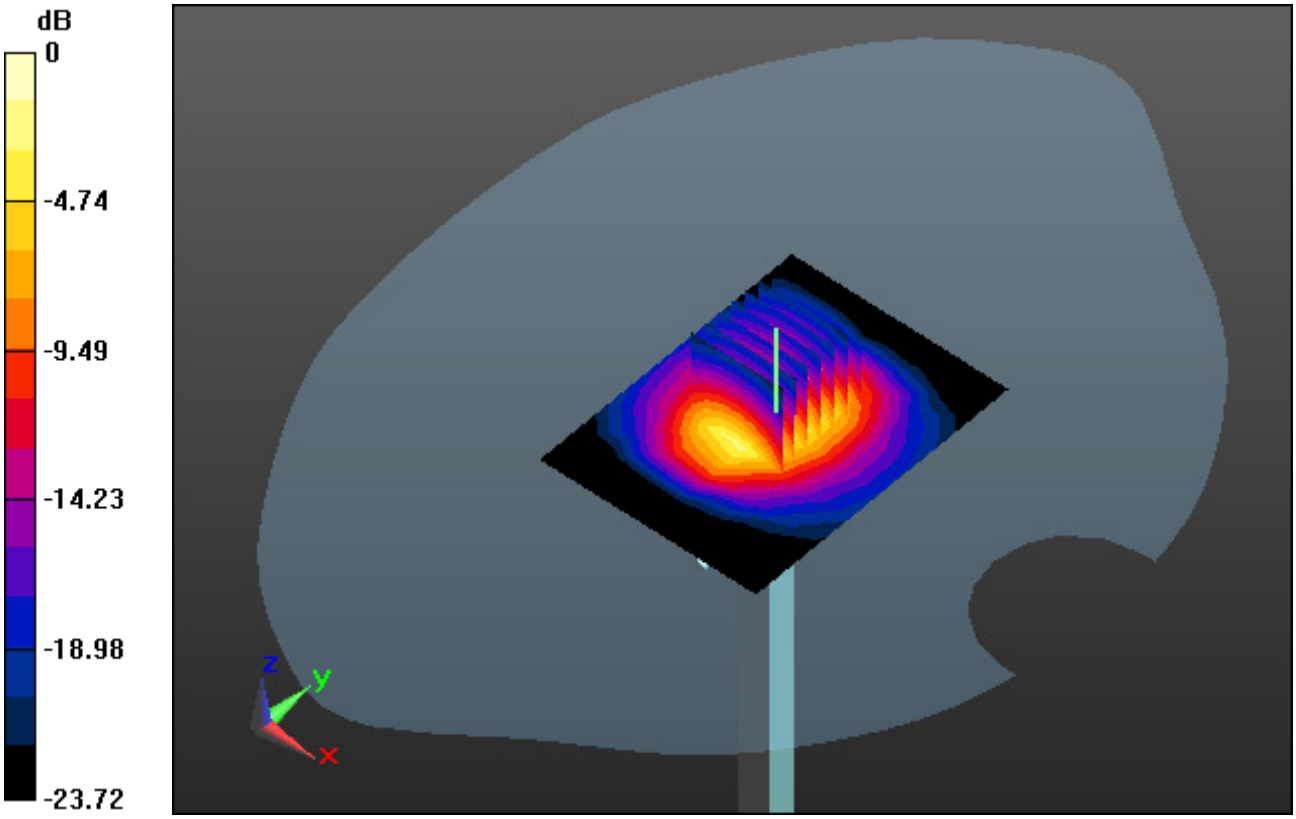

0 dB = 8.13 W/kg

DT&C Co., Ltd.

DUT: Dipole 5000 MHz; Type: D5GHzV2; Serial: D5GHzV2 - SN:1212

Communication System: UID 0, CW (0); Frequency: 5300 MHz;Duty Cycle: 1:1
Medium parameters used: f = 5300 MHz; σ = 4.642 S/m; ε_r = 36.257; ρ = 1000 kg/m^3
Phantom section: Flat Section

DASY5 Configuration:
Probe: EX3DV4 - SN3933; ConvF(5.02, 5.02, 5.02); Calibrated: 9/25/2018; Electronics: DAE4 Sn1396
Sensor-Surface: 1.4mm (Mechanical Surface Detection)
Phantom: SAM with CRP_2016_07_22_middle; Type: QD000P40CD; Serial: TP:1786
Measurement SW: DASY52, Version 52.8 (8); SEMCAD X Version 14.6.10 (7331)

Test Date: 2019-01-16; Ambient Temp: 21.5; Tissue Temp: 22.2

5300 MHz System Head Verification (100mW)

Area Scan (7x8x1): Measurement grid: dx=10mm, dy=10mm
Zoom Scan (8x8x7)/Cube 0: Measurement grid: dx=4mm, dy=4mm, dz=1.4mm, Graded Ratio: 1.4
Power Drift = 0.05 dB
Peak SAR (extrapolated) = 34.0 W/kg
SAR(1 g) = 7.71 W/kg; SAR(10 g) = 2.17 W/kg

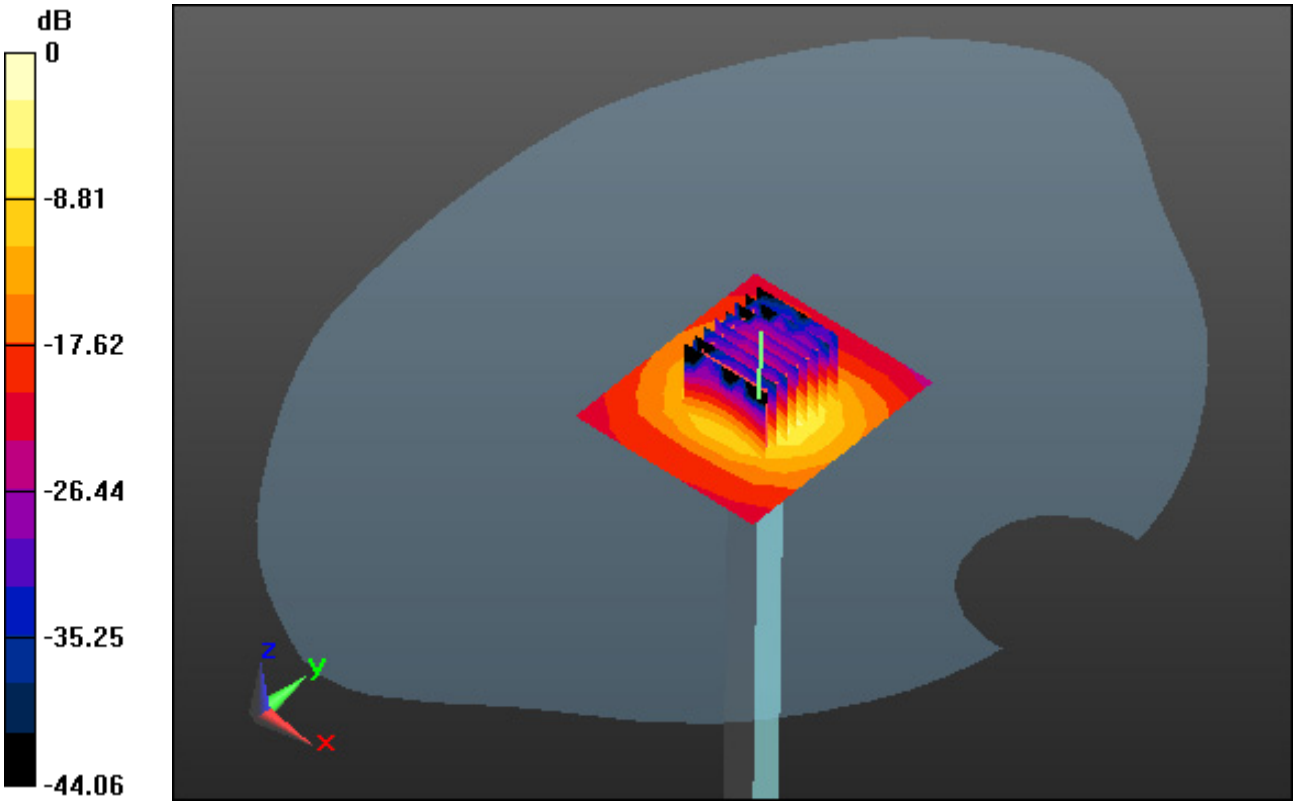

0 dB = 16.3 W/kg

DT&C Co., Ltd.

DUT: Dipole 5000 MHz; Type: D5GHzV2; Serial: D5GHzV2 - SN:1212

Communication System: UID 0, CW (0); Frequency: 5300 MHz;Duty Cycle: 1:1
Medium parameters used: f = 5300 MHz; σ = 5.377 S/m; ε_r = 48.308; ρ = 1000 kg/m^3
Phantom section: Flat Section

DASY5 Configuration:
Probe: EX3DV4 - SN3933; ConvF(4.51, 4.51, 4.51); Calibrated: 9/25/2018; Electronics: DAE4 Sn1396
Sensor-Surface: 1.4mm (Mechanical Surface Detection)
Phantom: SAM with CRP_2016_07_22_middle; Type: QD000P40CD; Serial: TP:1786
Measurement SW: DASY52, Version 52.8 (8); SEMCAD X Version 14.6.10 (7331)

Test Date: 2019-01-16; Ambient Temp: 21.5; Tissue Temp: 22.0

5300 MHz System Body Verification (100mW)

Area Scan (7x10x1): Measurement grid: dx=10mm, dy=10mm
Zoom Scan (8x8x7)/Cube 0: Measurement grid: dx=4mm, dy=4mm, dz=1.4mm, Graded Ratio: 1.4
Power Drift = 0.07 dB
Peak SAR (extrapolated) = 32.8 W/kg
SAR(1 g) = 7.26 W/kg; SAR(10 g) = 2.02 W/kg

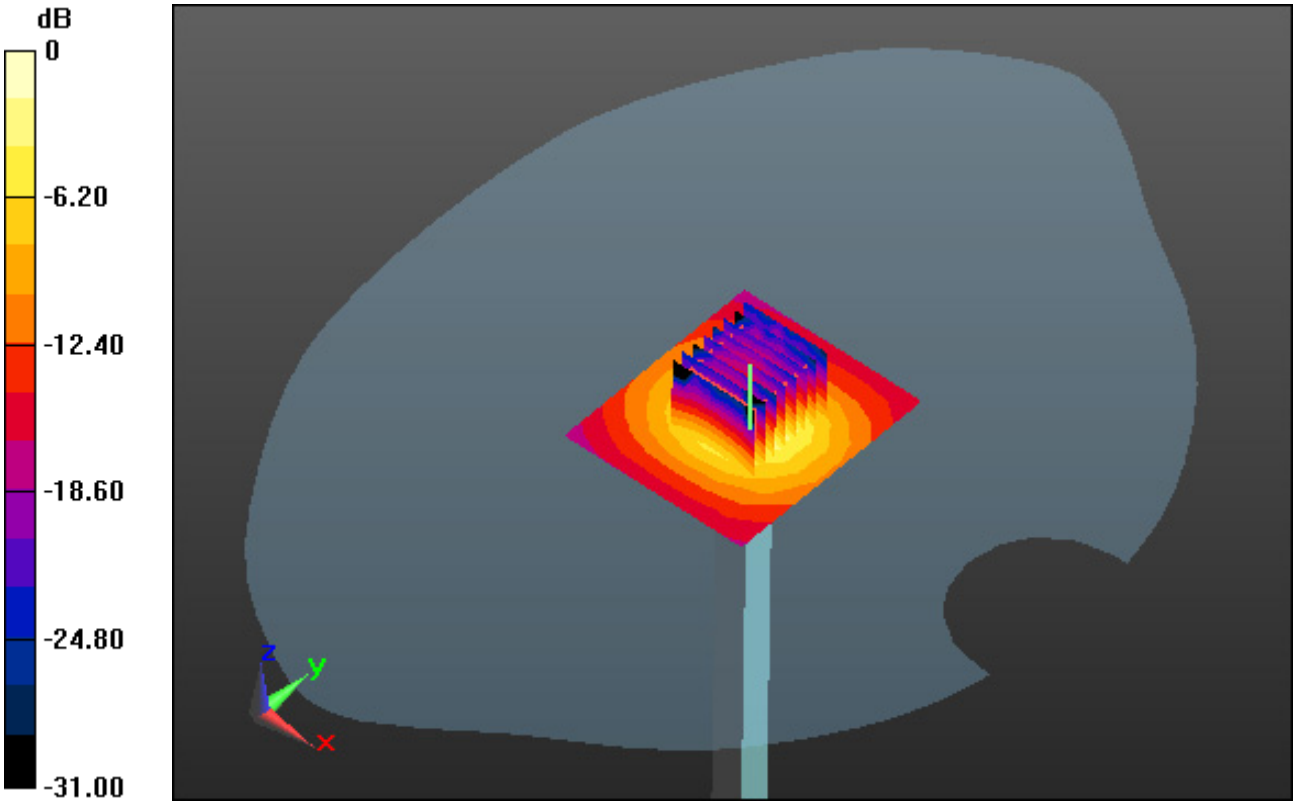

0 dB = 15.1 W/kg

DT&C Co., Ltd.

DUT: Dipole 5000 MHz; Type: D5GHzV2; Serial: D5GHzV2 - SN:1212

Communication System: UID 0, CW (0); Frequency: 5500 MHz;Duty Cycle: 1:1
Medium parameters used: f = 5500 MHz; σ = 4.924 S/m; ε_r = 36.322; ρ = 1000 kg/m^3
Phantom section: Flat Section

DASY5 Configuration:
Probe: EX3DV4 - SN3933; ConvF(4.87, 4.87, 4.87); Calibrated: 9/25/2018; Electronics: DAE4 Sn1396
Sensor-Surface: 1.4mm (Mechanical Surface Detection)
Phantom: SAM with CRP_2016_07_22_middle; Type: QD000P40CD; Serial: TP:1786
Measurement SW: DASY52, Version 52.8 (8); SEMCAD X Version 14.6.10 (7331)

Test Date: 2019-01-17; Ambient Temp: 21.0; Tissue Temp: 22.0

5500 MHz System Head Verification (100mW)

Area Scan (7x8x1): Measurement grid: dx=10mm, dy=10mm
Zoom Scan (8x8x7)/Cube 0: Measurement grid: dx=4mm, dy=4mm, dz=1.4mm, Graded Ratio: 1.4
Power Drift = 0.00 dB
Peak SAR (extrapolated) = 37.3 W/kg
SAR(1 g) = 8.44 W/kg; SAR(10 g) = 2.37 W/kg

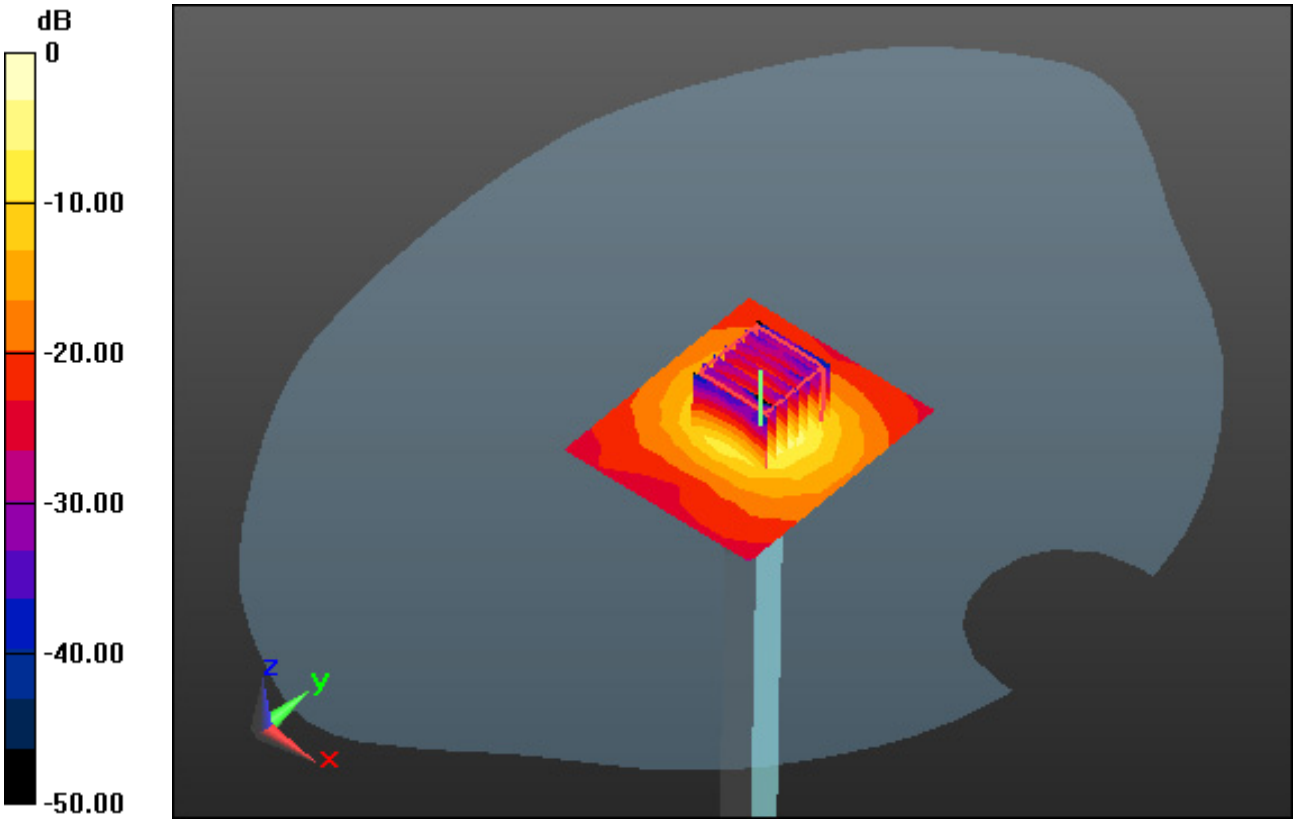

0 dB = 17.6 W/kg

DT&C Co., Ltd.

DUT: Dipole 5000 MHz; Type: D5GHzV2; Serial: D5GHzV2 - SN:1212

Communication System: UID 0, CW (0); Frequency: 5500 MHz;Duty Cycle: 1:1
Medium parameters used: f = 5500 MHz; σ = 5.566 S/m; ε_r = 47.733; ρ = 1000 kg/m^3
Phantom section: Flat Section

DASY5 Configuration:
Probe: EX3DV4 - SN3933; ConvF(4.14, 4.14, 4.14); Calibrated: 9/25/2018; Electronics: DAE4 Sn1396
Sensor-Surface: 1.4mm (Mechanical Surface Detection)
Phantom: SAM with CRP_2016_07_22_middle; Type: QD000P40CD; Serial: TP:1786
Measurement SW: DASY52, Version 52.8 (8); SEMCAD X Version 14.6.10 (7331)

Test Date: 2019-01-17; Ambient Temp: 21.0; Tissue Temp: 21.8

5500 MHz System Body Verification (100mW)

Area Scan (7x10x1): Measurement grid: dx=10mm, dy=10mm
Zoom Scan (8x8x7)/Cube 0: Measurement grid: dx=4mm, dy=4mm, dz=1.4mm, Graded Ratio: 1.4
Power Drift = 0.07 dB
Peak SAR (extrapolated) = 36.5 W/kg
SAR(1 g) = 7.96 W/kg; SAR(10 g) = 2.28 W/kg

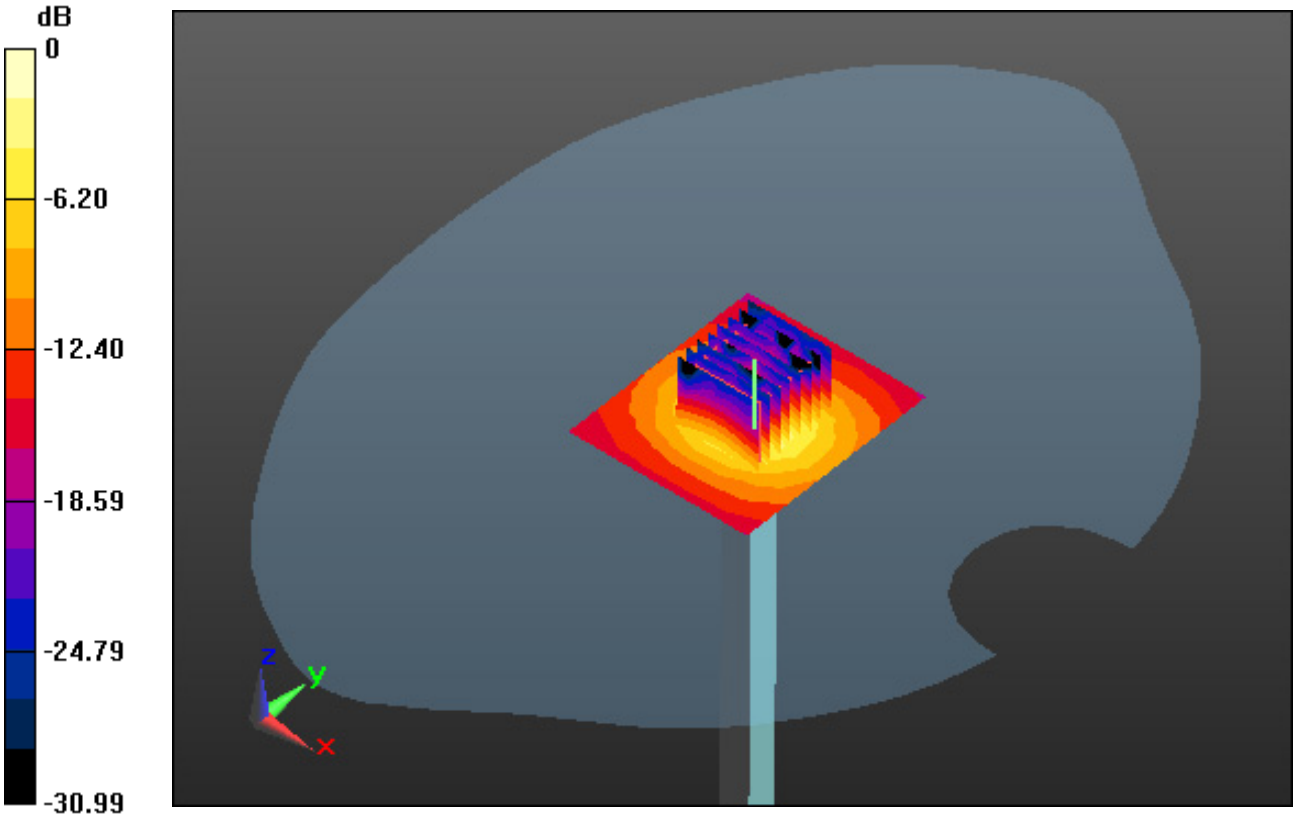

0 dB = 17.0 W/kg

DT&C Co., Ltd.

DUT: Dipole 5000 MHz; Type: D5GHzV2; Serial: D5GHzV2 - SN:1212

Communication System: UID 0, CW (0); Frequency: 5800 MHz;Duty Cycle: 1:1
Medium parameters used: f = 5800 MHz; σ = 5.219 S/m; ε_r = 35.294; ρ = 1000 kg/m^3
Phantom section: Flat Section

DASY5 Configuration:
Probe: EX3DV4 - SN3933; ConvF(4.77, 4.77, 4.77); Calibrated: 9/25/2018; Electronics: DAE4 Sn1396
Sensor-Surface: 1.4mm (Mechanical Surface Detection)
Phantom: SAM with CRP_2016_07_22_middle; Type: QD000P40CD; Serial: TP:1786
Measurement SW: DASY52, Version 52.8 (8); SEMCAD X Version 14.6.10 (7331)

Test Date: 2019-01-18; Ambient Temp: 21.3; Tissue Temp: 22.1

5800 MHz System Head Verification (100mW)

Area Scan (7x8x1): Measurement grid: dx=10mm, dy=10mm
Zoom Scan (8x8x7)/Cube 0: Measurement grid: dx=4mm, dy=4mm, dz=1.4mm, Graded Ratio: 1.4
Power Drift = 0.06 dB
Peak SAR (extrapolated) = 39.7 W/kg
SAR(1 g) = 8.41 W/kg; SAR(10 g) = 2.3 W/kg

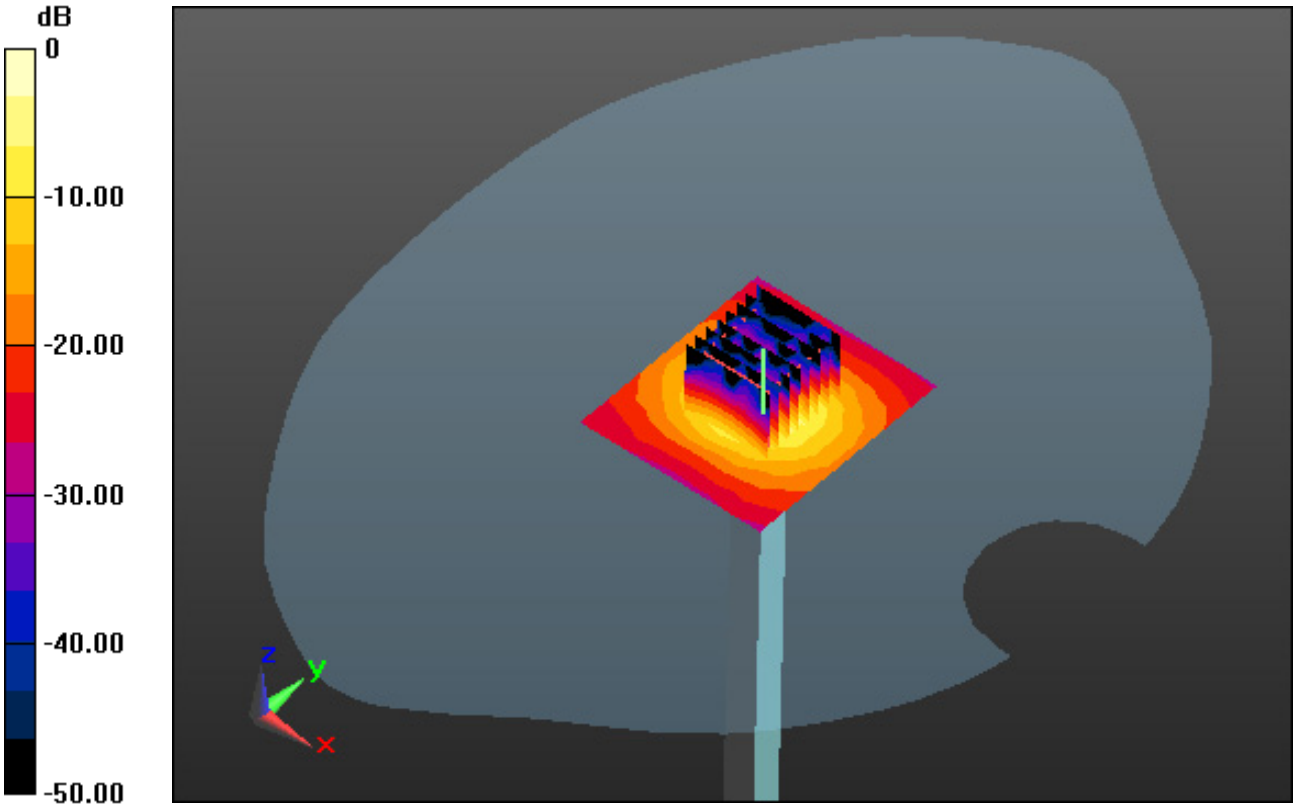

0 dB = 17.7 W/kg

DT&C Co., Ltd.

DUT: Dipole 5000 MHz; Type: D5GHzV2; Serial: D5GHzV2 - SN:1212

Communication System: UID 0, CW (0); Frequency: 5800 MHz;Duty Cycle: 1:1
Medium parameters used: f = 5800 MHz; σ = 6.237 S/m; ε_r = 46.643; ρ = 1000 kg/m^3
Phantom section: Flat Section

DASY5 Configuration:
Probe: EX3DV4 - SN3933; ConvF(4.1, 4.1, 4.1); Calibrated: 9/25/2018; Electronics: DAE4 Sn1396
Sensor-Surface: 1.4mm (Mechanical Surface Detection)
Phantom: SAM with CRP_2016_07_22_middle; Type: QD000P40CD; Serial: TP:1786
Measurement SW: DASY52, Version 52.8 (8); SEMCAD X Version 14.6.10 (7331)

Test Date: 2019-01-18; Ambient Temp: 21.3; Tissue Temp: 22.0

5800 MHz System Body Verification (100mW)

Area Scan (7x10x1): Measurement grid: dx=10mm, dy=10mm
Zoom Scan (8x8x7)/Cube 0: Measurement grid: dx=4mm, dy=4mm, dz=1.4mm, Graded Ratio: 1.4
Power Drift = 0.08 dB
Peak SAR (extrapolated) = 35.1 W/kg
SAR(1 g) = 7.75 W/kg; SAR(10 g) = 2.14 W/kg

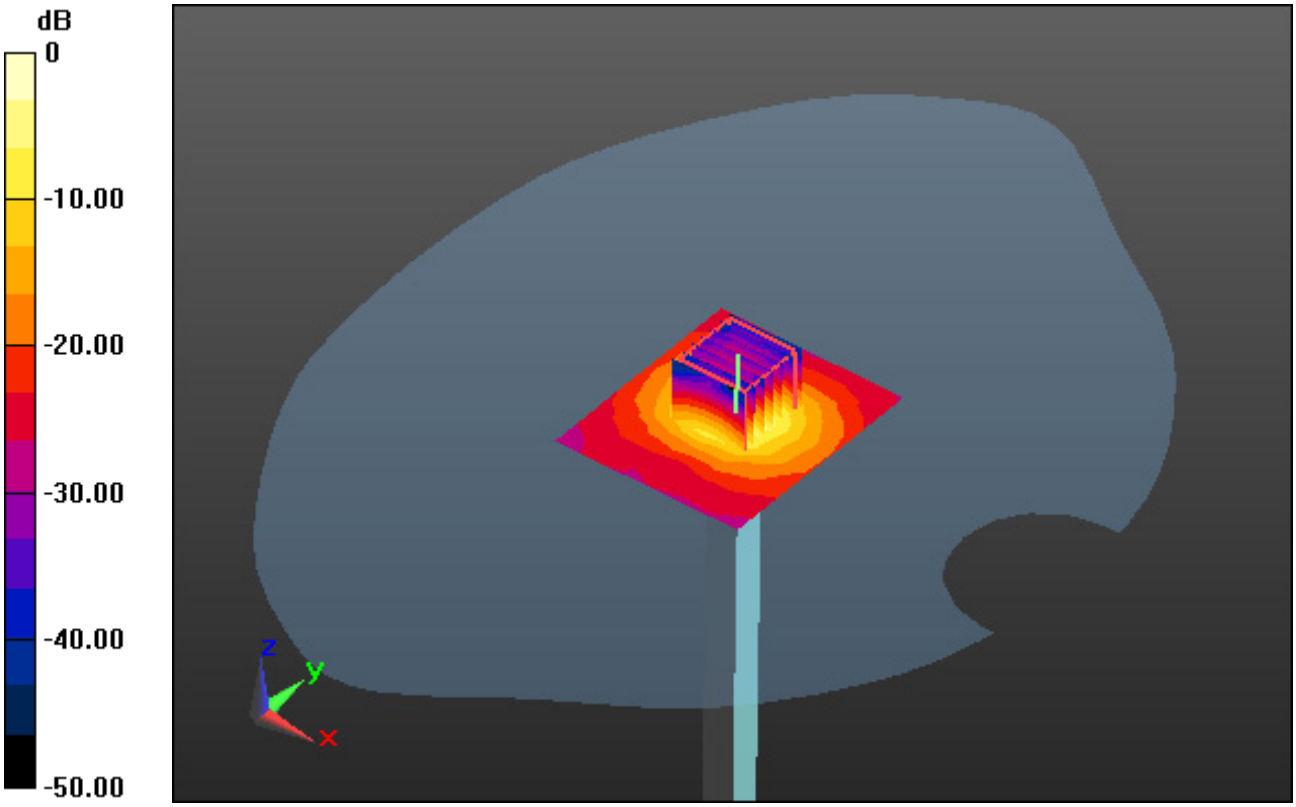

0 dB = 18.1 W/kg

DT&C Co., Ltd.

DUT: EF501R; Type: PDA

Communication System: UID 0, WCDMA 850 (0); Frequency: 836.6 MHz;Duty Cycle: 1:1
Medium parameters used: f = 836.6 MHz; σ = 0.877 S/m; ε_r = 41.291; ρ = 1000 kg/m^3
Phantom section: Right Section

DASY5 Configuration:
Probe: EX3DV4 - SN7337; ConvF(10.16, 10.16, 10.16); Calibrated: 11/22/2018; Electronics: DAE4 Sn1396
Sensor-Surface: 2mm (Mechanical Surface Detection)
Phantom: SAM with CRP_2016_07_22_middle; Type: QD000P40CD; Serial: TP:1786
Measurement SW: DASY52, Version 52.8 (8); SEMCAD X Version 14.6.10 (7331)

Test Date: 2018-12-07; Ambient Temp: 21.1; Tissue Temp: 22.0

Right Touch, WCDMA Band 5 Ch. 4183, Ant Internal, Standard Battery

Area Scan (10x15x1): Measurement grid: dx=15mm, dy=15mm
Zoom Scan (5x5x7)/Cube 0: Measurement grid: dx=8mm, dy=8mm, dz=5mm
Power Drift = -0.00 dB
Peak SAR (extrapolated) = 0.300 W/kg
SAR(1 g) = 0.230 W/kg; SAR(10 g) = 0.171 W/kg

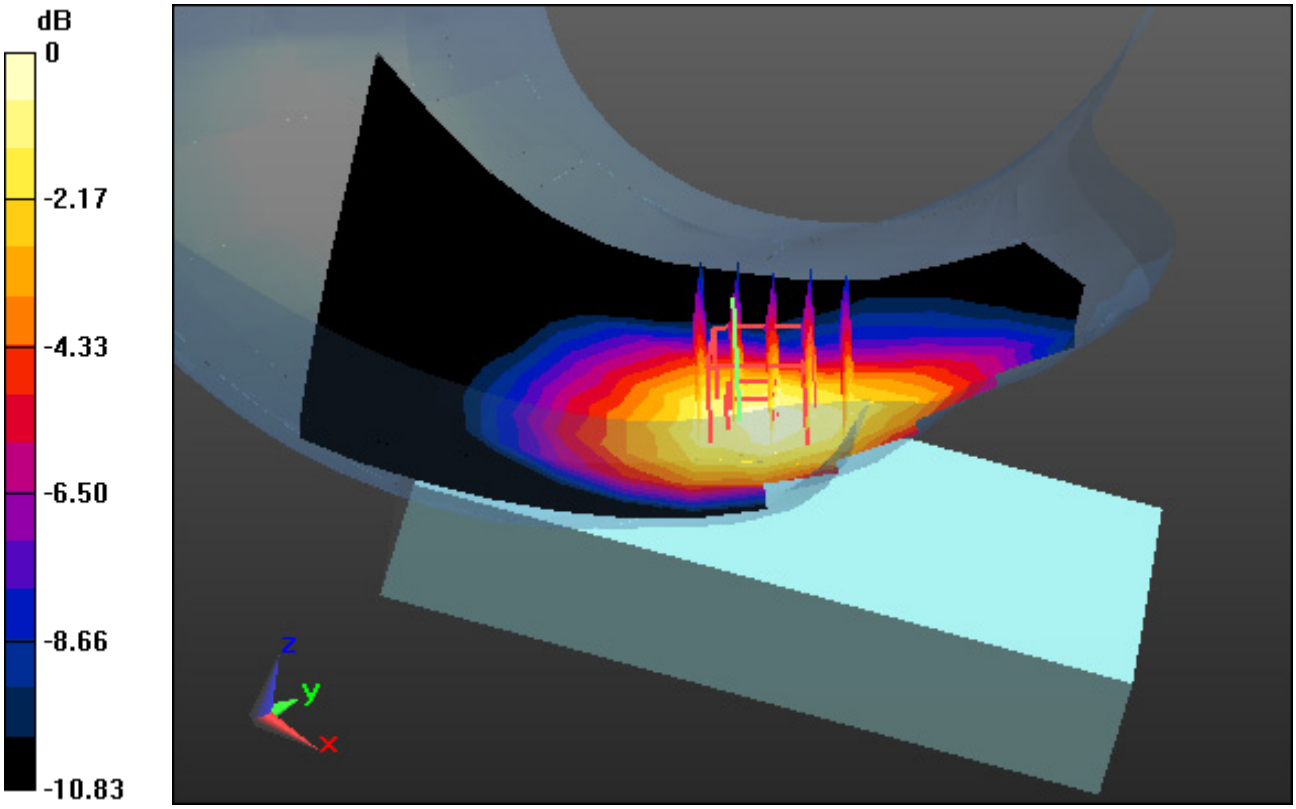

0 dB = 0.269 W/kg

DT&C Co., Ltd.

DUT: EF501R; Type: PDA

Communication System: UID 0, WCDMA Band 4 (0); Frequency: 1732.4 MHz;Duty Cycle: 1:1
Medium parameters used: f = 1732.4 MHz; σ = 1.319 S/m; ε_r = 40.975; ρ = 1000 kg/m^3
Phantom section: Left Section

DASY5 Configuration:
Probe: EX3DV4 - SN7337; ConvF(8.96, 8.96, 8.96); Calibrated: 11/22/2018; Electronics: DAE4 Sn1396
Sensor-Surface: 2mm (Mechanical Surface Detection)
Phantom: SAM with CRP_2016_07_22_middle; Type: QD000P40CD; Serial: TP:1786
Measurement SW: DASY52, Version 52.8 (8); SEMCAD X Version 14.6.10 (7331)

Test Date: 2019-01-14; Ambient Temp: 21.3; Tissue Temp: 22.0

Left Touch, WCDMA Band 4 Ch. 1412, Ant Internal, Standard Battery

Area Scan (10x15x1): Measurement grid: dx=15mm, dy=15mm
Zoom Scan (5x5x7)/Cube 0: Measurement grid: dx=8mm, dy=8mm, dz=5mm
Power Drift = 0.15 dB
Peak SAR (extrapolated) = 0.246 W/kg
SAR(1 g) = 0.147 W/kg; SAR(10 g) = 0.085 W/kg

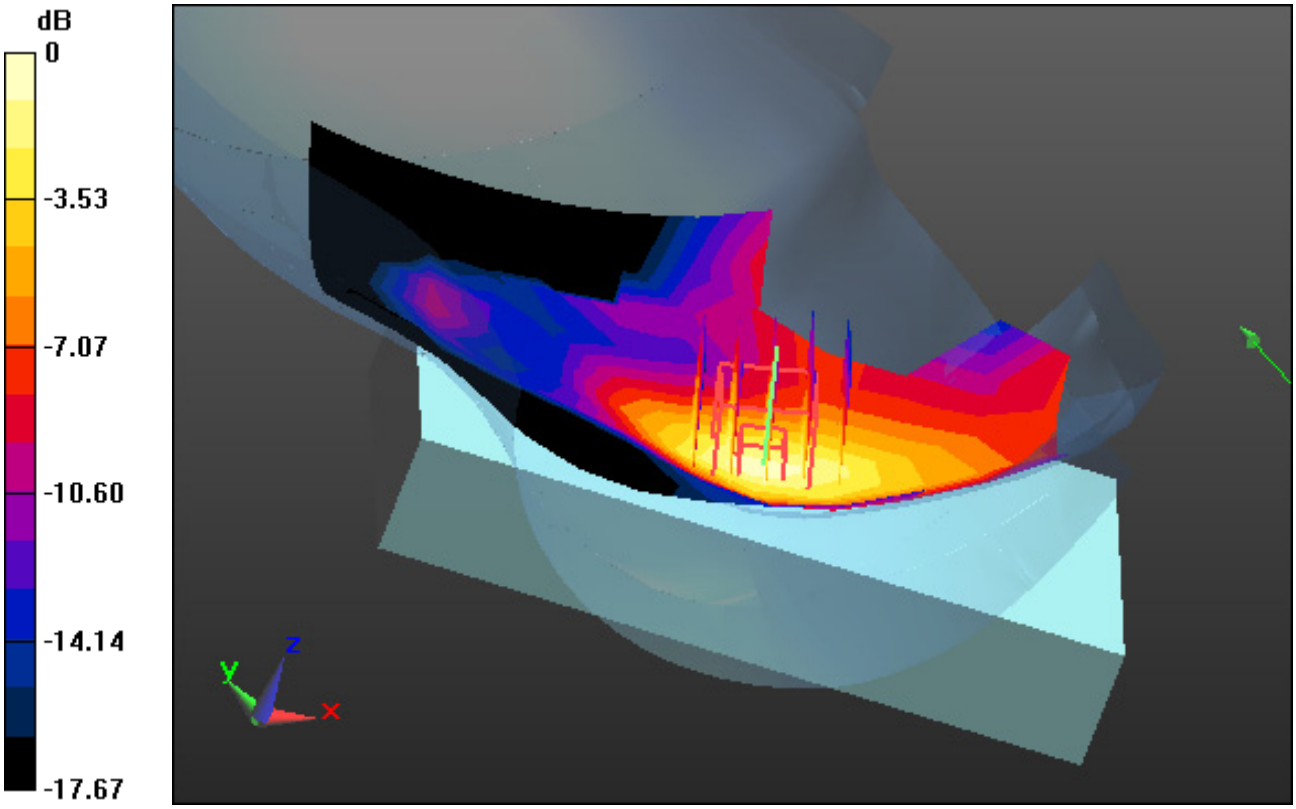

0 dB = 0.183 W/kg

DT&C Co., Ltd.

DUT: EF501R; Type: PDA

Communication System: UID 0, WCDMA 1900 (0); Frequency: 1880 MHz;Duty Cycle: 1:1
Medium parameters used: f = 1880 MHz; σ = 1.396 S/m; ε_r = 39.554; ρ = 1000 kg/m^3
Phantom section: Left Section

DASY5 Configuration:
Probe: EX3DV4 - SN7337; ConvF(8.49, 8.49, 8.49); Calibrated: 11/22/2018; Electronics: DAE4 Sn1396
Sensor-Surface: 2mm (Mechanical Surface Detection)
Phantom: SAM with CRP_2016_07_22_middle; Type: QD000P40CD; Serial: TP:1786
Measurement SW: DASY52, Version 52.8 (8); SEMCAD X Version 14.6.10 (7331)

Test Date: 2018-12-06; Ambient Temp: 20.1; Tissue Temp: 21.2

Left Touch, WCDMA Band 2 Ch. 9400, Ant Internal, Standard Battery

Area Scan (10x15x1): Measurement grid: dx=15mm, dy=15mm
Zoom Scan (5x5x7)/Cube 0: Measurement grid: dx=8mm, dy=8mm, dz=5mm
Power Drift = -0.18 dB
Peak SAR (extrapolated) = 0.357 W/kg
SAR(1 g) = 0.209 W/kg; SAR(10 g) = 0.116 W/kg

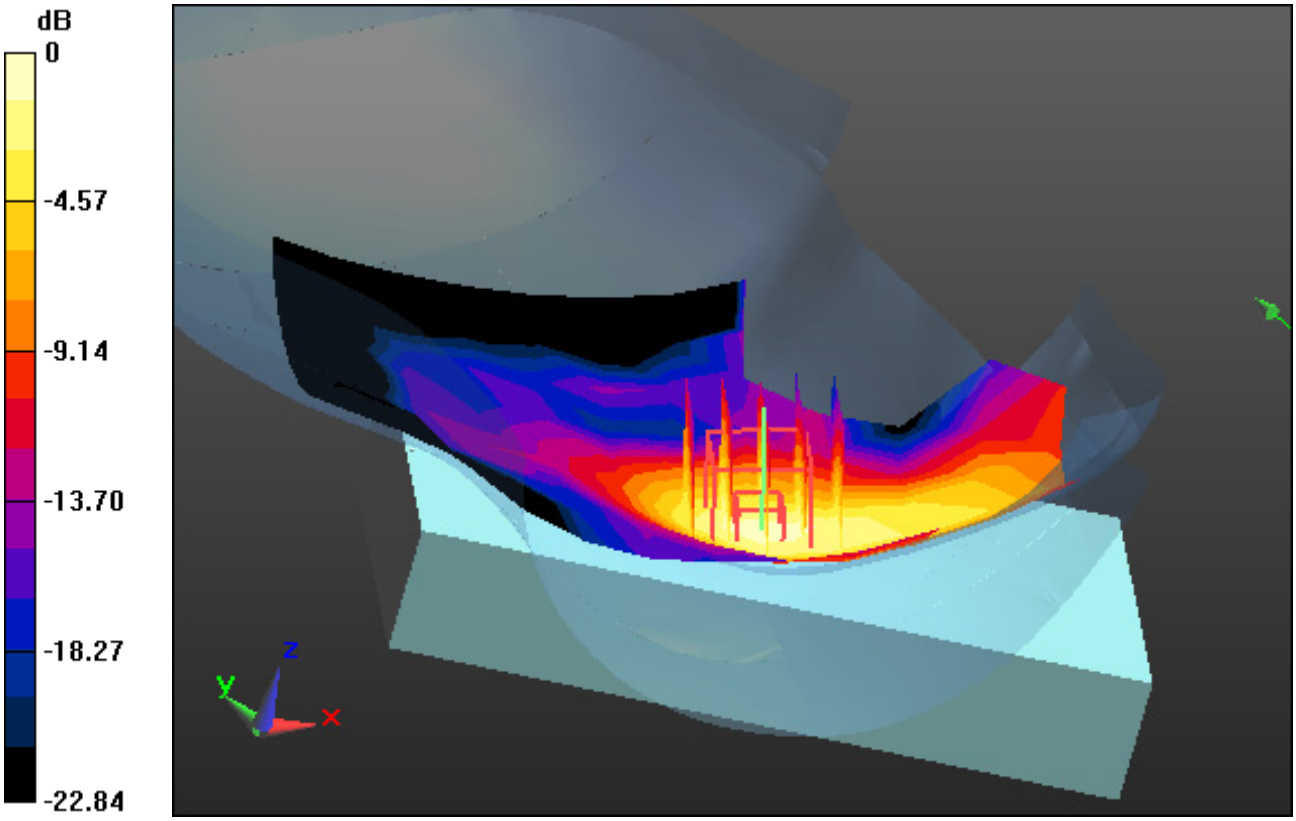

0 dB = 0.271 W/kg

DT&C Co., Ltd.

DUT: EF501R; Type: PDA

Communication System: UID 0, LTE Band 71 (0); Frequency: 680.5 MHz;Duty Cycle: 1:1
Medium parameters used: f = 680.5 MHz; σ = 0.851 S/m; ε_r = 43.936; ρ = 1000 kg/m^3
Phantom section: Left Section

DASY5 Configuration:
Probe: EX3DV4 - SN3933; ConvF(10.76, 10.76, 10.76); Calibrated: 9/25/2018; Electronics: DAE4 Sn1396
Sensor-Surface: 2mm (Mechanical Surface Detection)
Phantom: SAM with CRP_2016_07_22_middle; Type: QD000P40CD; Serial: TP:1786
Measurement SW: DASY52, Version 52.8 (8); SEMCAD X Version 14.6.10 (7331)

Test Date: 2019-01-10; Ambient Temp: 21.1; Tissue Temp: 22.0

Left Touch, LTE Band 71 Ch. 133297, Ant Internal, Standard Battery

Mode : BandWidth 20 MHz, QPSK, RB Size: 1

Area Scan (10x15x1): Measurement grid: dx=15mm, dy=15mm
Zoom Scan (5x5x7)/Cube 0: Measurement grid: dx=8mm, dy=8mm, dz=5mm
Power Drift = -0.03 dB
Peak SAR (extrapolated) = 0.147 W/kg
SAR(1 g) = 0.114 W/kg; SAR(10 g) = 0.087 W/kg

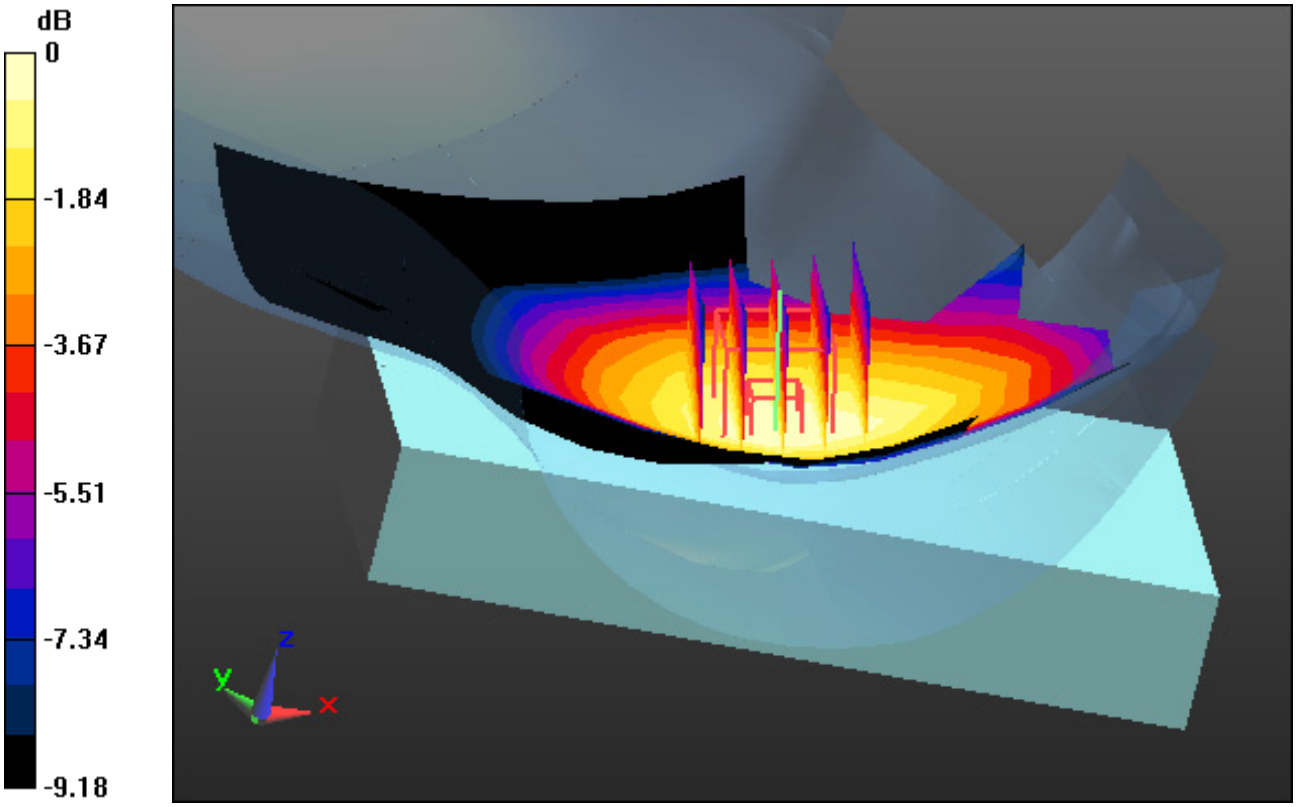

0 dB = 0.133 W/kg

DT&C Co., Ltd.

DUT: EF501R; Type: PDA

Communication System: UID 0, LTE Band 12 (0); Frequency: 707.5 MHz;Duty Cycle: 1:1
Medium parameters used: f = 707.5 MHz; σ = 0.861 S/m; ε_r = 41.865; ρ = 1000 kg/m^3
Phantom section: Right Section

DASY5 Configuration:
Probe: EX3DV4 - SN3933; ConvF(10.76, 10.76, 10.76); Calibrated: 9/25/2018; Electronics: DAE4 Sn1396
Sensor-Surface: 2mm (Mechanical Surface Detection)
Phantom: SAM with CRP_2016_07_22_middle; Type: QD000P40CD; Serial: TP:1786
Measurement SW: DASY52, Version 52.8 (8); SEMCAD X Version 14.6.10 (7331)

Test Date: 2019-01-07; Ambient Temp: 20.6; Tissue Temp: 21.6

Right Touch, LTE Band 12 Ch. 23095, Ant Internal, Standard Battery

Mode : BandWidth 10 MHz, QPSK, RB Size: 1

Area Scan (10x15x1): Measurement grid: dx=15mm, dy=15mm
Zoom Scan (5x5x7)/Cube 0: Measurement grid: dx=8mm, dy=8mm, dz=5mm
Power Drift = 0.15 dB
Peak SAR (extrapolated) = 0.189 W/kg
SAR(1 g) = 0.158 W/kg; SAR(10 g) = 0.124 W/kg

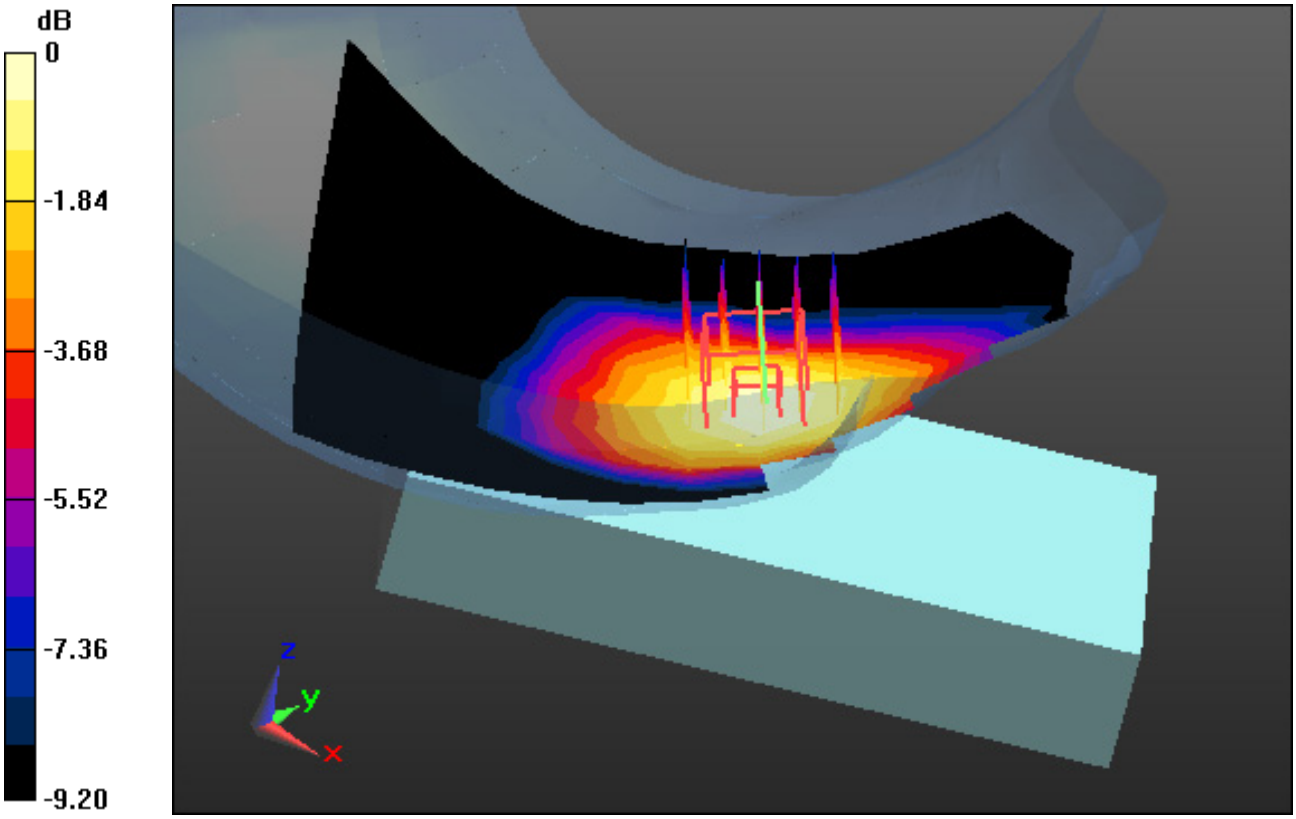

0 dB = 0.176 W/kg

DT&C Co., Ltd.

DUT: EF501R; Type: PDA

Communication System: UID 0, LTE Band 13 (0); Frequency: 782 MHz;Duty Cycle: 1:1
Medium parameters used: f = 782 MHz; σ = 0.924 S/m; ε_r = 42.225; ρ = 1000 kg/m^3
Phantom section: Right Section

DASY5 Configuration:
Probe: EX3DV4 - SN3933; ConvF(10.76, 10.76, 10.76); Calibrated: 9/25/2018; Electronics: DAE4 Sn1396
Sensor-Surface: 2mm (Mechanical Surface Detection)
Phantom: SAM with CRP_2016_07_22_middle; Type: QD000P40CD; Serial: TP:1786
Measurement SW: DASY52, Version 52.8 (8); SEMCAD X Version 14.6.10 (7331)

Test Date: 2019-01-08; Ambient Temp: 20.3; Tissue Temp: 21.5

Right Touch, LTE Band 13 Ch. 23230, Ant Internal, Standard Battery

Mode : BandWidth 10 MHz, QPSK, RB Size: 1

Area Scan (10x15x1): Measurement grid: dx=15mm, dy=15mm
Zoom Scan (5x5x7)/Cube 0: Measurement grid: dx=8mm, dy=8mm, dz=5mm
Power Drift = 0.18 dB
Peak SAR (extrapolated) = 0.328 W/kg
SAR(1 g) = 0.270 W/kg; SAR(10 g) = 0.213 W/kg

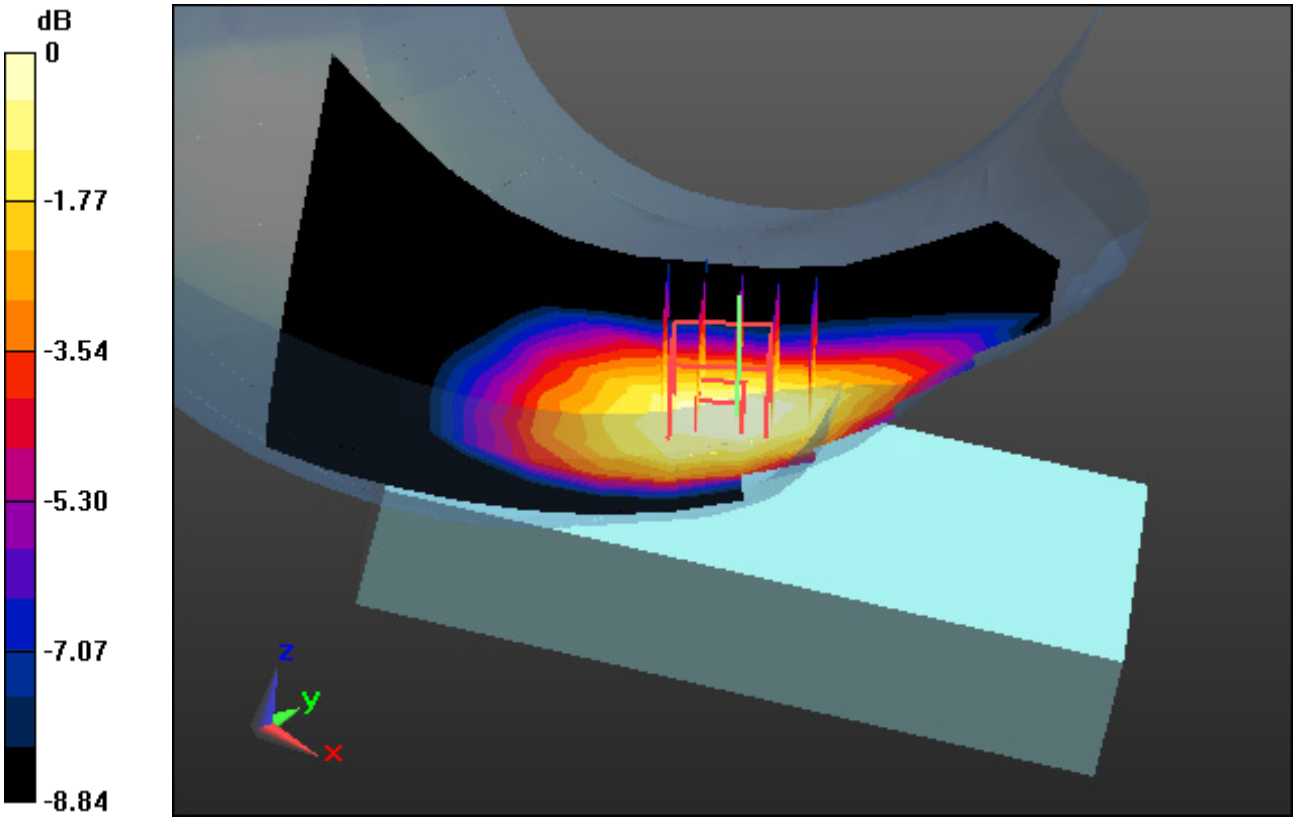

0 dB = 0.301 W/kg

DT&C Co., Ltd.

DUT: EF501R; Type: PDA

Communication System: UID 0, LTE Band 14 (0); Frequency: 793 MHz;Duty Cycle: 1:1
Medium parameters used: f = 793 MHz; σ = 0.921 S/m; ε_r = 41.777; ρ = 1000 kg/m^3
Phantom section: Right Section

DASY5 Configuration:
Probe: EX3DV4 - SN3933; ConvF(10.76, 10.76, 10.76); Calibrated: 9/25/2018; Electronics: DAE4 Sn1396
Sensor-Surface: 2mm (Mechanical Surface Detection)
Phantom: SAM with CRP_2016_07_22_middle; Type: QD000P40CD; Serial: TP:1786
Measurement SW: DASY52, Version 52.8 (8); SEMCAD X Version 14.6.10 (7331)

Test Date: 2019-01-09; Ambient Temp: 20.7; Tissue Temp: 21.8

Right Touch, LTE Band 14 Ch. 23330, Ant Internal, Standard Battery

Mode : BandWidth 10 MHz, QPSK, RB Size: 1

Area Scan (10x15x1): Measurement grid: dx=15mm, dy=15mm
Zoom Scan (5x5x7)/Cube 0: Measurement grid: dx=8mm, dy=8mm, dz=5mm
Power Drift = -0.07 dB
Peak SAR (extrapolated) = 0.418 W/kg
SAR(1 g) = 0.333 W/kg; SAR(10 g) = 0.251 W/kg

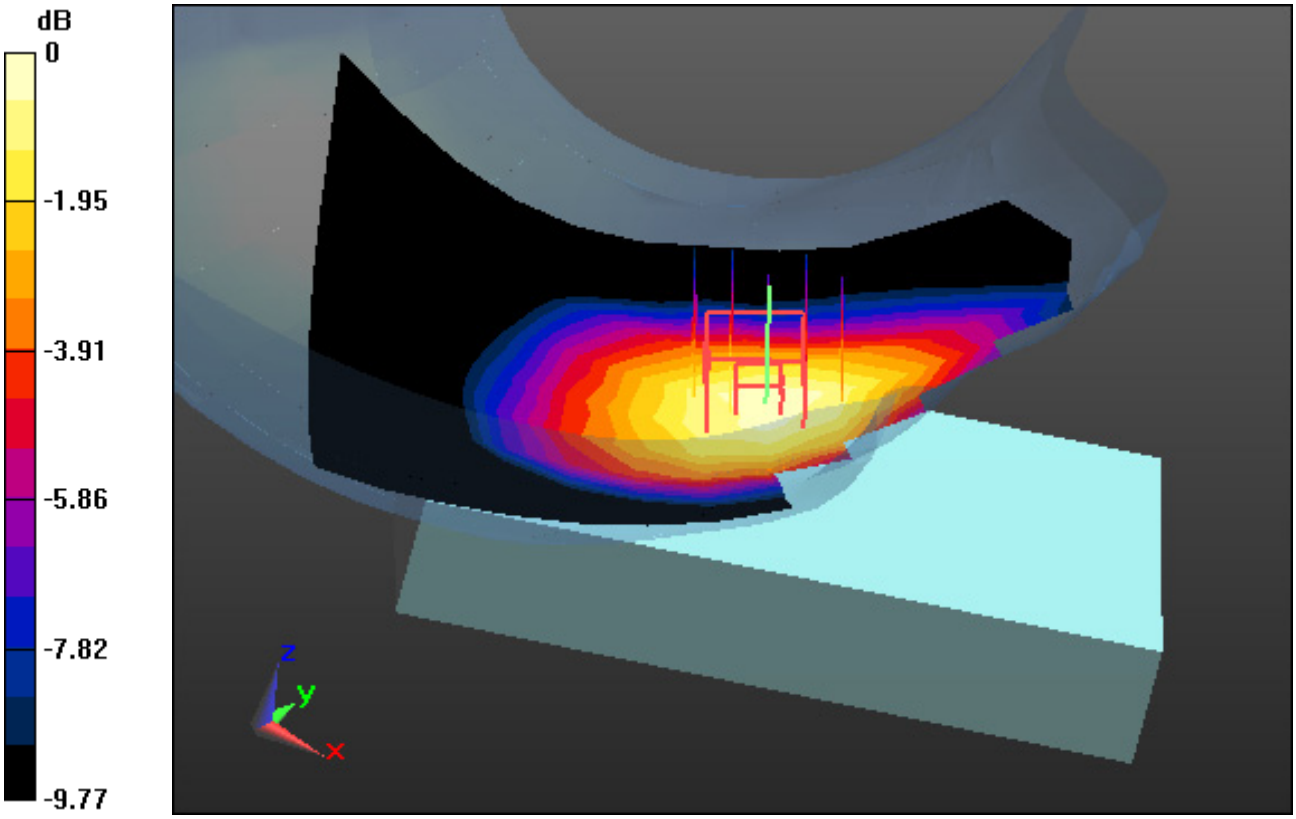

0 dB = 0.382 W/kg

DT&C Co., Ltd.

DUT: EF501R; Type: PDA

Communication System: UID 0, LTE Band 5(FCC) (0); Frequency: 836.5 MHz;Duty Cycle: 1:1
Medium parameters used: f = 836.5 MHz; σ = 0.878 S/m; ε_r = 41.437; ρ = 1000 kg/m^3
Phantom section: Right Section

DASY5 Configuration:
Probe: EX3DV4 - SN7337; ConvF(10.16, 10.16, 10.16); Calibrated: 11/22/2018; Electronics: DAE4 Sn1396
Sensor-Surface: 2mm (Mechanical Surface Detection)
Phantom: SAM with CRP_2016_07_22_middle; Type: QD000P40CD; Serial: TP:1786
Measurement SW: DASY52, Version 52.8 (8); SEMCAD X Version 14.6.10 (7331)

Test Date: 2018-12-11; Ambient Temp: 20.7; Tissue Temp: 21.5

Right Touch, LTE Band 5 Ch. 20525, Ant Internal, Standard Battery

Mode : BandWidth 10 MHz, QPSK, RB Size: 1

Area Scan (10x15x1): Measurement grid: dx=15mm, dy=15mm
Zoom Scan (5x5x7)/Cube 0: Measurement grid: dx=8mm, dy=8mm, dz=5mm
Power Drift = -0.00 dB
Peak SAR (extrapolated) = 0.314 W/kg
SAR(1 g) = 0.243 W/kg; SAR(10 g) = 0.182 W/kg

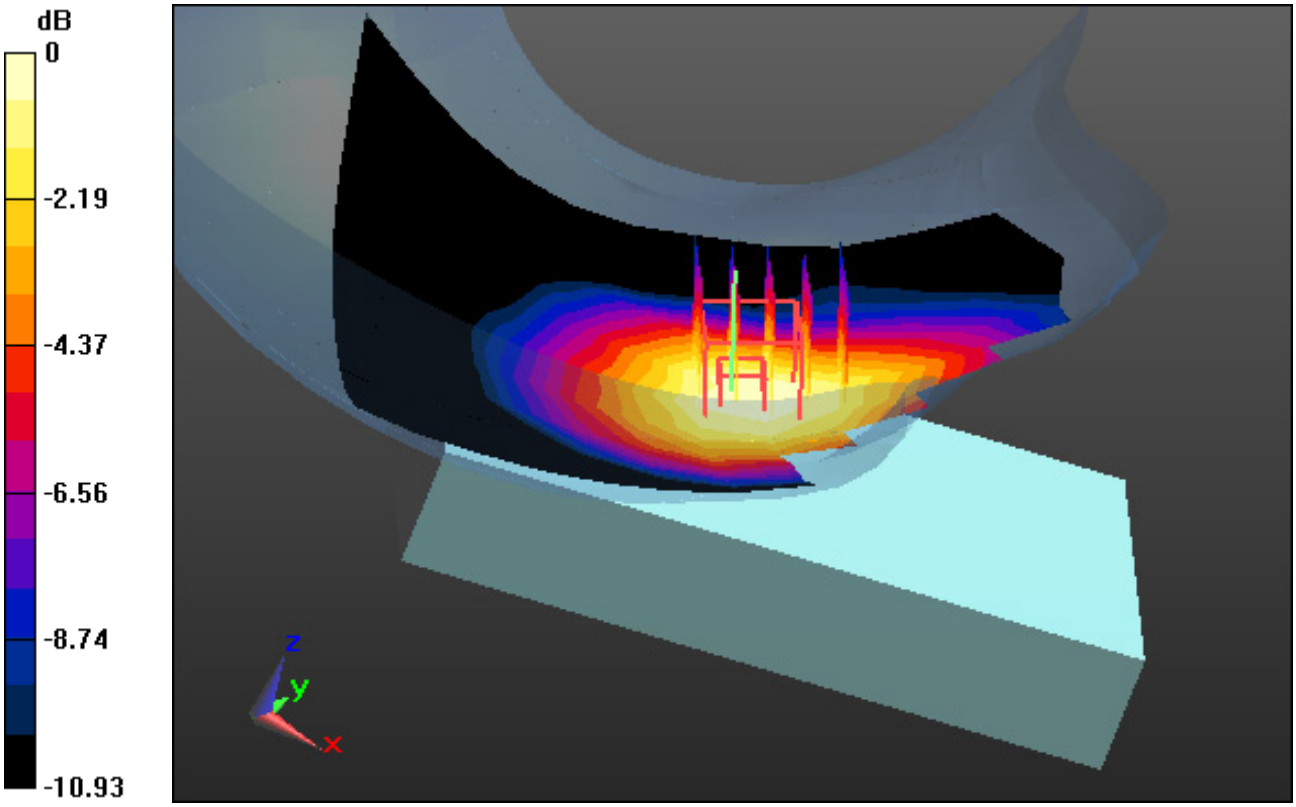

0 dB = 0.281 W/kg

DT&C Co., Ltd.

DUT: EF501R; Type: PDA

Communication System: UID 0, LTE Band 66 (0); Frequency: 1745 MHz;Duty Cycle: 1:1
Medium parameters used: f = 1745 MHz; σ = 1.331 S/m; ε_r = 41.142; ρ = 1000 kg/m^3
Phantom section: Left Section

DASY5 Configuration:
Probe: EX3DV4 - SN7337; ConvF(8.96, 8.96, 8.96); Calibrated: 11/22/2018; Electronics: DAE4 Sn1396
Sensor-Surface: 2mm (Mechanical Surface Detection)
Phantom: SAM with CRP_2016_07_22_middle; Type: QD000P40CD; Serial: TP:1786
Measurement SW: DASY52, Version 52.8 (8); SEMCAD X Version 14.6.10 (7331)

Test Date: 2019-01-28; Ambient Temp: 21.0; Tissue Temp: 21.8

Left Touch, LTE Band 66 Ch. 132322, Ant Internal, Standard Battery

Mode : BandWidth 20 MHz, QPSK, RB Size: 1

Area Scan (10x15x1): Measurement grid: dx=15mm, dy=15mm
Zoom Scan (5x5x7)/Cube 0: Measurement grid: dx=8mm, dy=8mm, dz=5mm
Power Drift = 0.05 dB
Peak SAR (extrapolated) = 0.239 W/kg
SAR(1 g) = 0.144 W/kg; SAR(10 g) = 0.083 W/kg

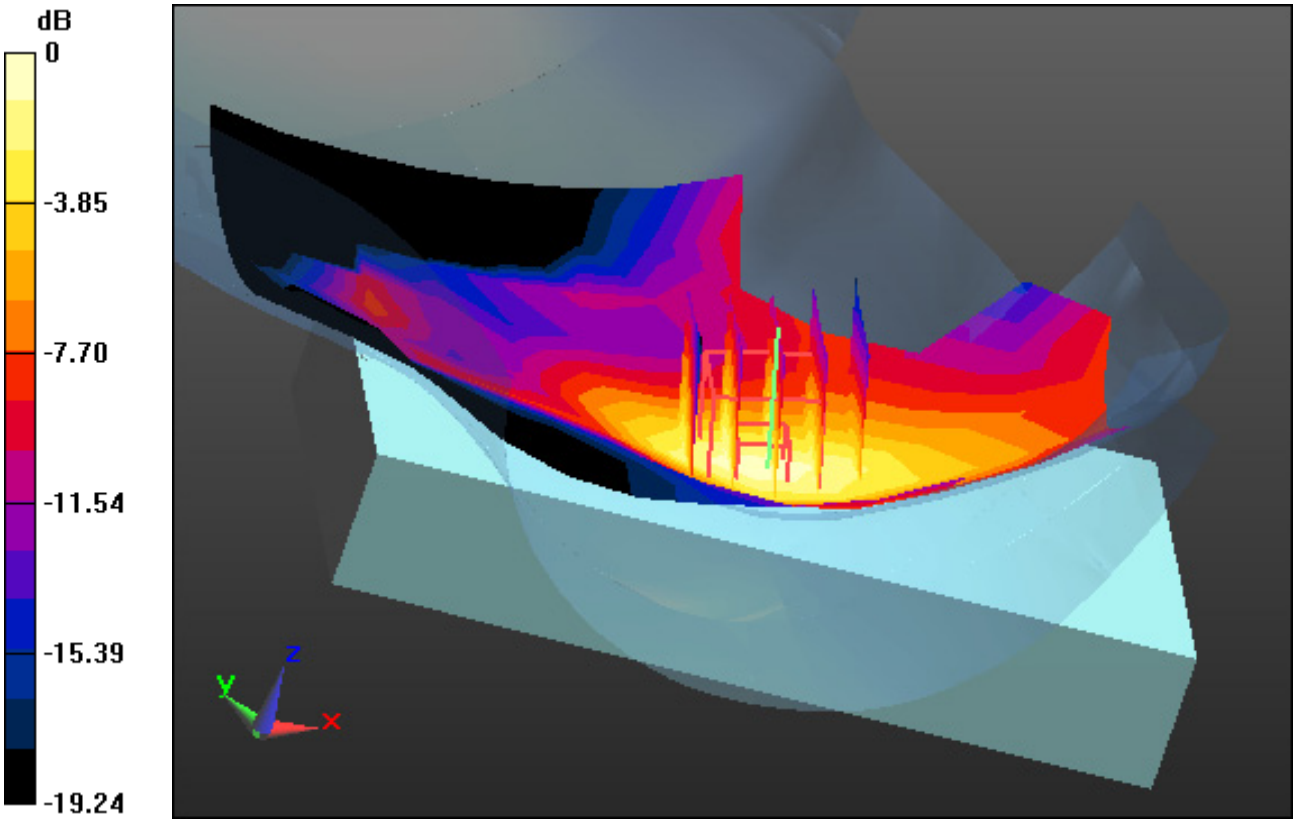

0 dB = 0.184 W/kg

DT&C Co., Ltd.

DUT: EF501R; Type: PDA

Communication System: UID 0, LTE Band 2 (0); Frequency: 1880 MHz;Duty Cycle: 1:1
Medium parameters used: f = 1880 MHz; σ = 1.396 S/m; ε_r = 39.598; ρ = 1000 kg/m^3
Phantom section: Left Section

DASY5 Configuration:
Probe: EX3DV4 - SN7337; ConvF(8.49, 8.49, 8.49); Calibrated: 11/22/2018; Electronics: DAE4 Sn1396
Sensor-Surface: 2mm (Mechanical Surface Detection)
Phantom: SAM with CRP_2016_07_22_middle; Type: QD000P40CD; Serial: TP:1786
Measurement SW: DASY52, Version 52.8 (8); SEMCAD X Version 14.6.10 (7331)

Test Date: 2018-12-10; Ambient Temp: 20.3; Tissue Temp: 21.1

Left Touch, LTE Band 2 Ch. 18900, Ant Internal, Standard Battery

Mode : BandWidth 20 MHz, QPSK, RB Size: 1

Area Scan (10x15x1): Measurement grid: dx=15mm, dy=15mm
Zoom Scan (5x5x7)/Cube 0: Measurement grid: dx=8mm, dy=8mm, dz=5mm
Power Drift = -0.05 dB
Peak SAR (extrapolated) = 0.377 W/kg
SAR(1 g) = 0.229 W/kg; SAR(10 g) = 0.126 W/kg

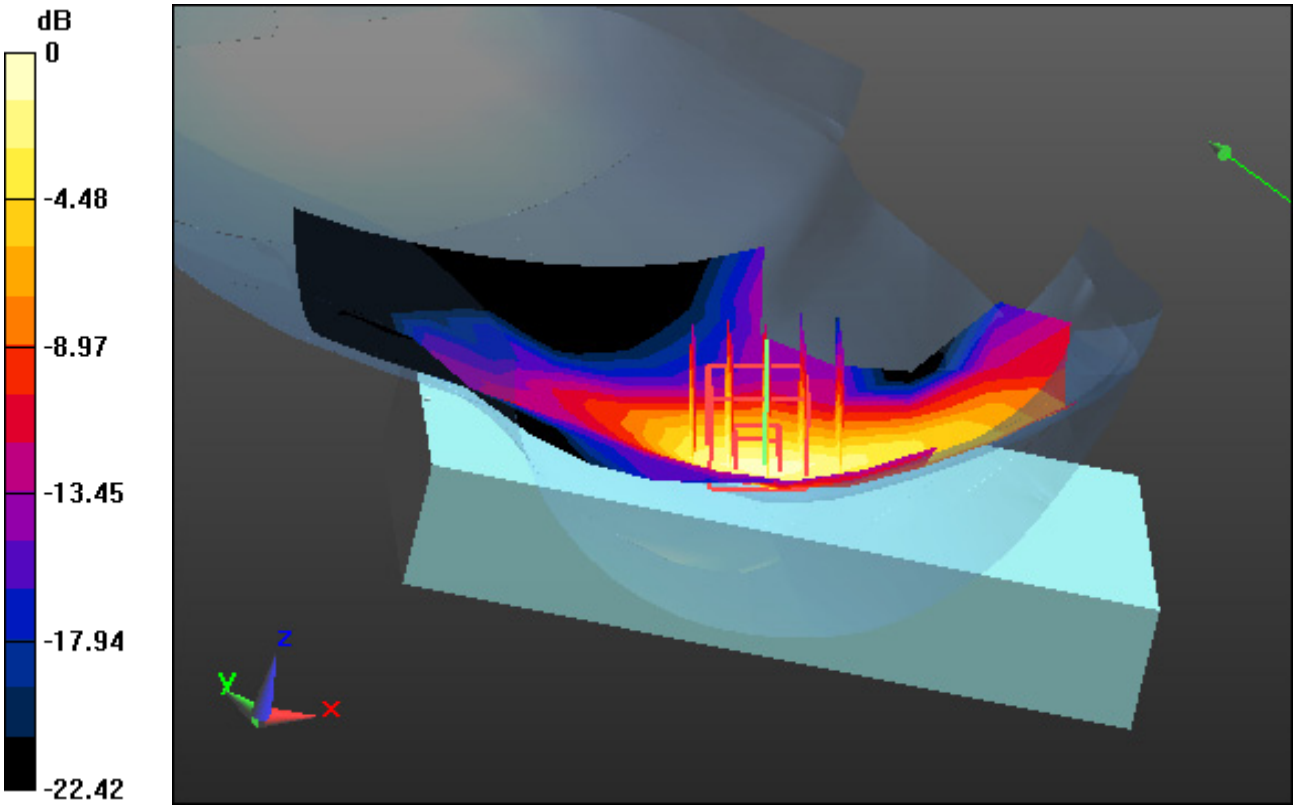

0 dB = 0.308 W/kg

DT&C Co., Ltd.

DUT: EF501R; Type: PDA

Communication System: UID 0, 2.4 GHz W-LAN (0); Frequency: 2462 MHz;Duty Cycle: 1:1
Medium parameters used: f = 2462 MHz; σ = 1.81 S/m; ε_r = 40.497; ρ = 1000 kg/m^3
Phantom section: Right Section

DASY5 Configuration:
Probe: EX3DV4 - SN3933; ConvF(7.61, 7.61, 7.61); Calibrated: 9/25/2018; Electronics: DAE4 Sn1396
Sensor-Surface: 2mm (Mechanical Surface Detection)
Phantom: SAM with CRP_2016_07_22_middle; Type: QD000P40CD; Serial: TP:1786
Measurement SW: DASY52, Version 52.8 (8); SEMCAD X Version 14.6.10 (7331)

Test Date: 2019-01-15; Ambient Temp: 21.1; Tissue Temp: 21.9

Right Touch, WLAN(802.11b) Ch. 11, Ant Internal, Standard Battery

Area Scan (12x19x1): Measurement grid: dx=12mm, dy=12mm
Zoom Scan (7x7x7)/Cube 0: Measurement grid: dx=5mm, dy=5mm, dz=5mm
Power Drift = -0.14 dB
Peak SAR (extrapolated) = 0.403 W/kg
SAR(1 g) = 0.213 W/kg; SAR(10 g) = 0.100 W/kg

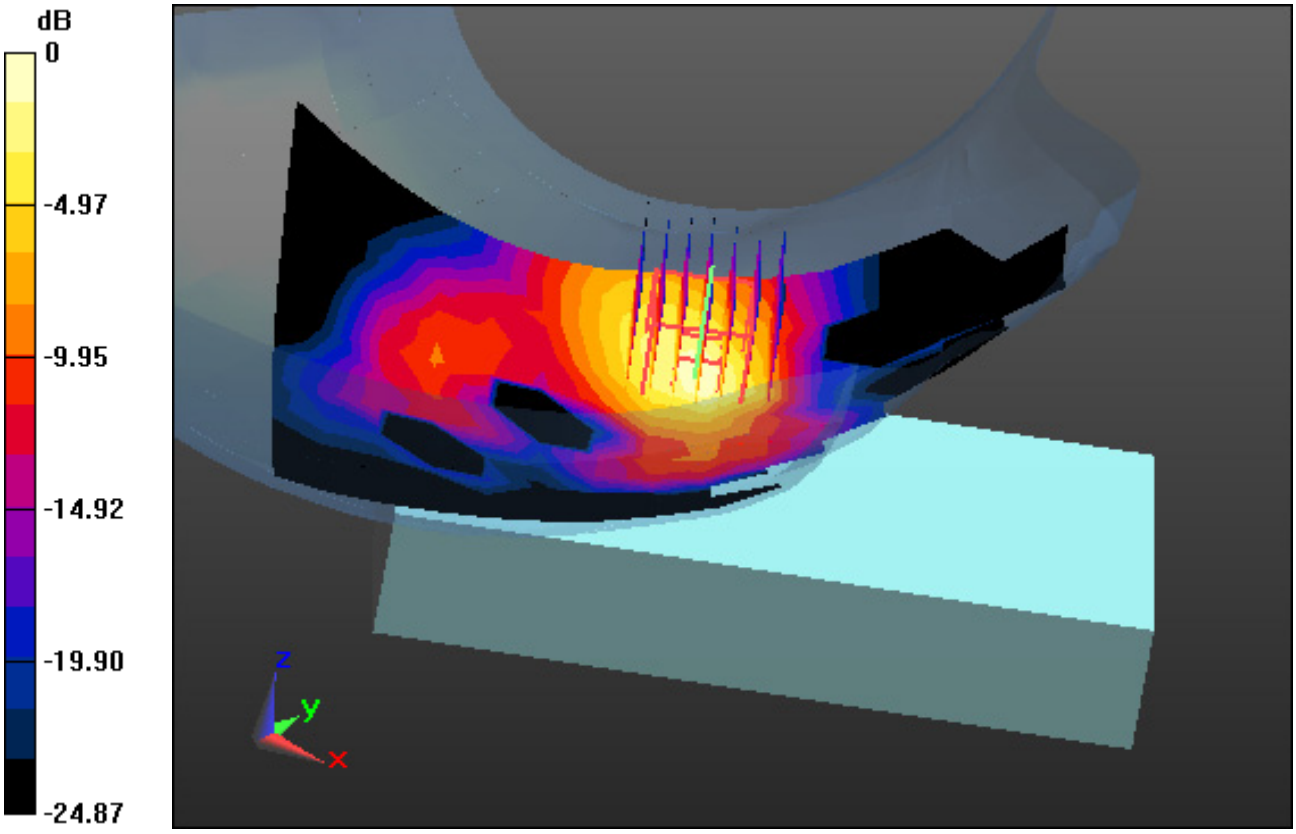

0 dB = 0.314 W/kg

DT&C Co., Ltd.

DUT: EF501R; Type: PDA

Communication System: UID 0, W-LAN_5 GHz(FCC) (0); Frequency: 5260 MHz;Duty Cycle: 1:1
Medium parameters used: f = 5260 MHz; σ = 4.6 S/m; ε_r = 36.332; ρ = 1000 kg/m^3
Phantom section: Right Section

DASY5 Configuration:
Probe: EX3DV4 - SN3933; ConvF(5.02, 5.02, 5.02); Calibrated: 9/25/2018; Electronics: DAE4 Sn1396
Sensor-Surface: 1.4mm (Mechanical Surface Detection)
Phantom: SAM with CRP_2016_07_22_middle; Type: QD000P40CD; Serial: TP:1786
Measurement SW: DASY52, Version 52.8 (8); SEMCAD X Version 14.6.10 (7331)

Test Date: 2019-01-16; Ambient Temp: 21.5; Tissue Temp: 22.2

Right Touch, WLAN(802.11a) Ch. 52, Ant Internal, Standard Battery

Area Scan (15x23x1): Measurement grid: dx=10mm, dy=10mm
Zoom Scan (8x8x7)/Cube 0: Measurement grid: dx=4mm, dy=4mm, dz=1.4mm, Graded Ratio: 1.4
Power Drift = 0.00 dB
Peak SAR (extrapolated) = 2.72 W/kg
SAR(1 g) = 0.236 W/kg; SAR(10 g) = 0.068 W/kg

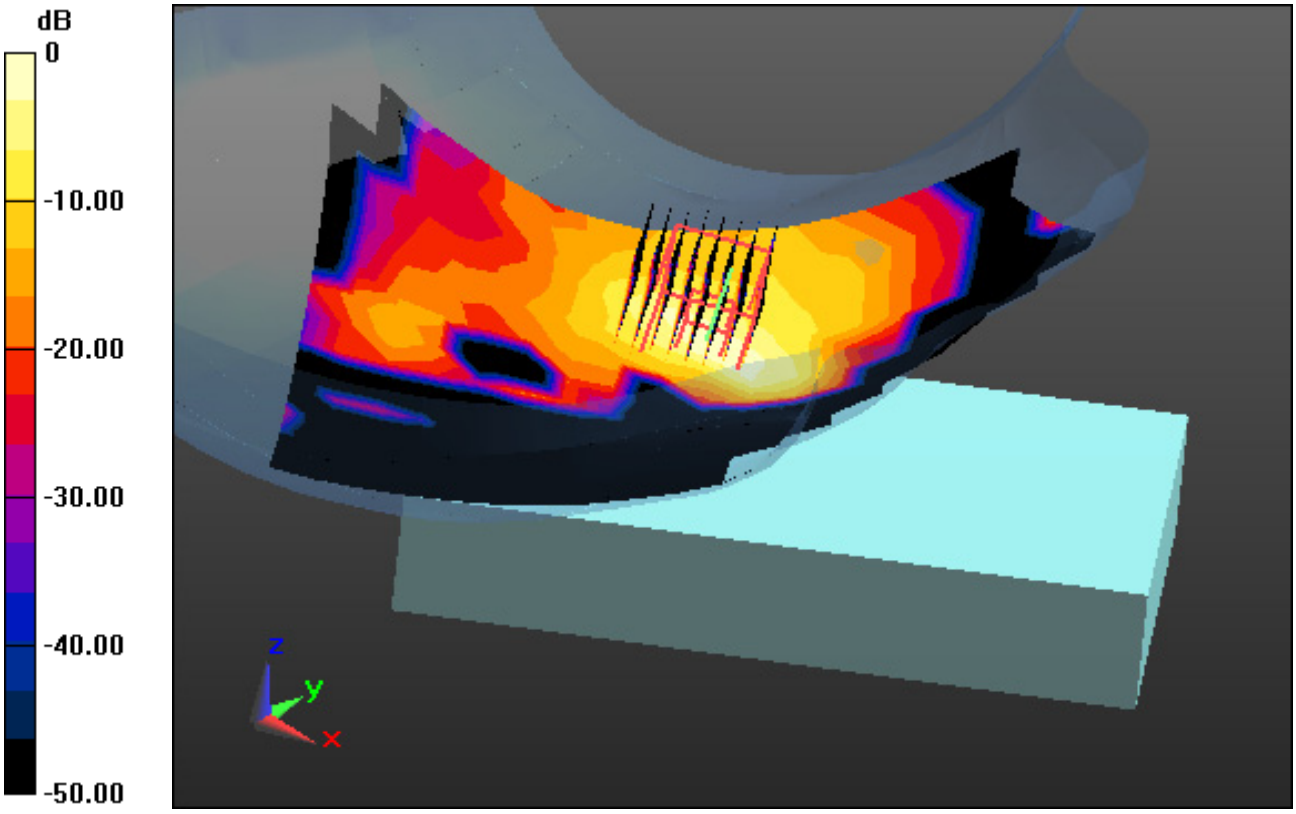

0 dB = 0.620 W/kg = -2.08 dBW/kg

DT&C Co., Ltd.

DUT: EF501R; Type: PDA

Communication System: UID 0, W-LAN_5 GHz(FCC) (0); Frequency: 5500 MHz;Duty Cycle: 1:1
Medium parameters used: f = 5500 MHz; σ = 4.924 S/m; ε_r = 36.322; ρ = 1000 kg/m^3
Phantom section: Right Section

DASY5 Configuration:
Probe: EX3DV4 - SN3933; ConvF(4.87, 4.87, 4.87); Calibrated: 9/25/2018; Electronics: DAE4 Sn1396
Sensor-Surface: 1.4mm (Mechanical Surface Detection)
Phantom: SAM with CRP_2016_07_22_middle; Type: QD000P40CD; Serial: TP:1786
Measurement SW: DASY52, Version 52.8 (8); SEMCAD X Version 14.6.10 (7331)

Test Date: 2019-01-17; Ambient Temp: 21.0; Tissue Temp: 22.0

Right Touch, WLAN(802.11a) Ch. 100, Ant Internal, Standard Battery

Area Scan (15x23x1): Measurement grid: dx=10mm, dy=10mm
Zoom Scan (8x8x7)/Cube 0: Measurement grid: dx=4mm, dy=4mm, dz=1.4mm, Graded Ratio: 1.4
Power Drift = 0.00 dB
Peak SAR (extrapolated) = 1.04 W/kg
SAR(1 g) = 0.264 W/kg; SAR(10 g) = 0.076 W/kg

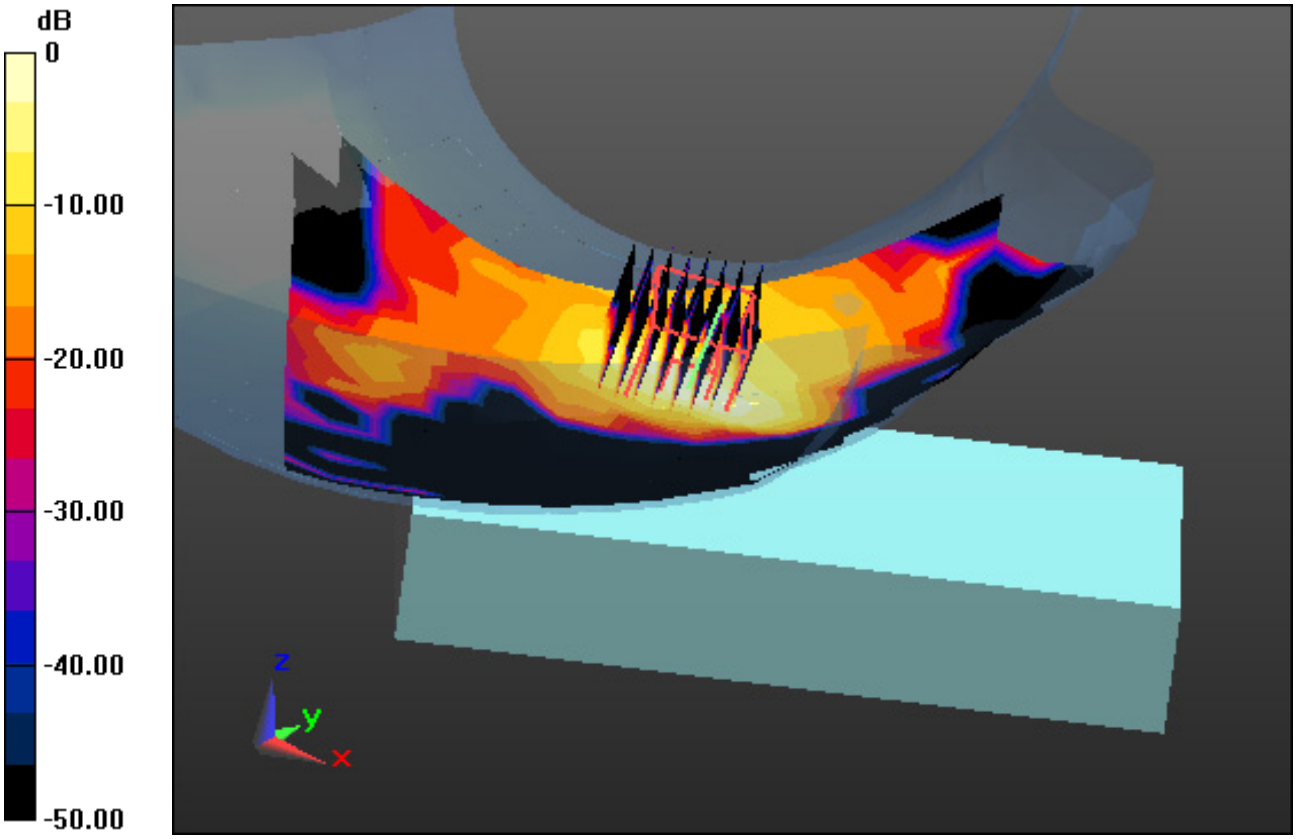

0 dB = 0.709 W/kg

DT&C Co., Ltd.

DUT: EF501R; Type: PDA

Communication System: UID 0, W-LAN_5 GHz(FCC) (0); Frequency: 5745 MHz;Duty Cycle: 1:1
Medium parameters used: f = 5745 MHz; σ = 5.153 S/m; ε_r = 35.408; ρ = 1000 kg/m^3
Phantom section: Right Section

DASY5 Configuration:
Probe: EX3DV4 - SN3933; ConvF(4.77, 4.77, 4.77); Calibrated: 9/25/2018; Electronics: DAE4 Sn1396
Sensor-Surface: 1.4mm (Mechanical Surface Detection)
Phantom: SAM with CRP_2016_07_22_middle; Type: QD000P40CD; Serial: TP:1786
Measurement SW: DASY52, Version 52.8 (8); SEMCAD X Version 14.6.10 (7331)

Test Date: 2019-01-18; Ambient Temp: 21.3; Tissue Temp: 22.1

Right Touch, WLAN(802.11a) Ch. 149, Ant Internal, Standard Battery

Area Scan (15x23x1): Measurement grid: dx=10mm, dy=10mm
Zoom Scan (8x8x7)/Cube 0: Measurement grid: dx=4mm, dy=4mm, dz=1.4mm, Graded Ratio: 1.4
Power Drift = 0.00 dB
Peak SAR (extrapolated) = 1.09 W/kg
SAR(1 g) = 0.279 W/kg; SAR(10 g) = 0.080 W/kg

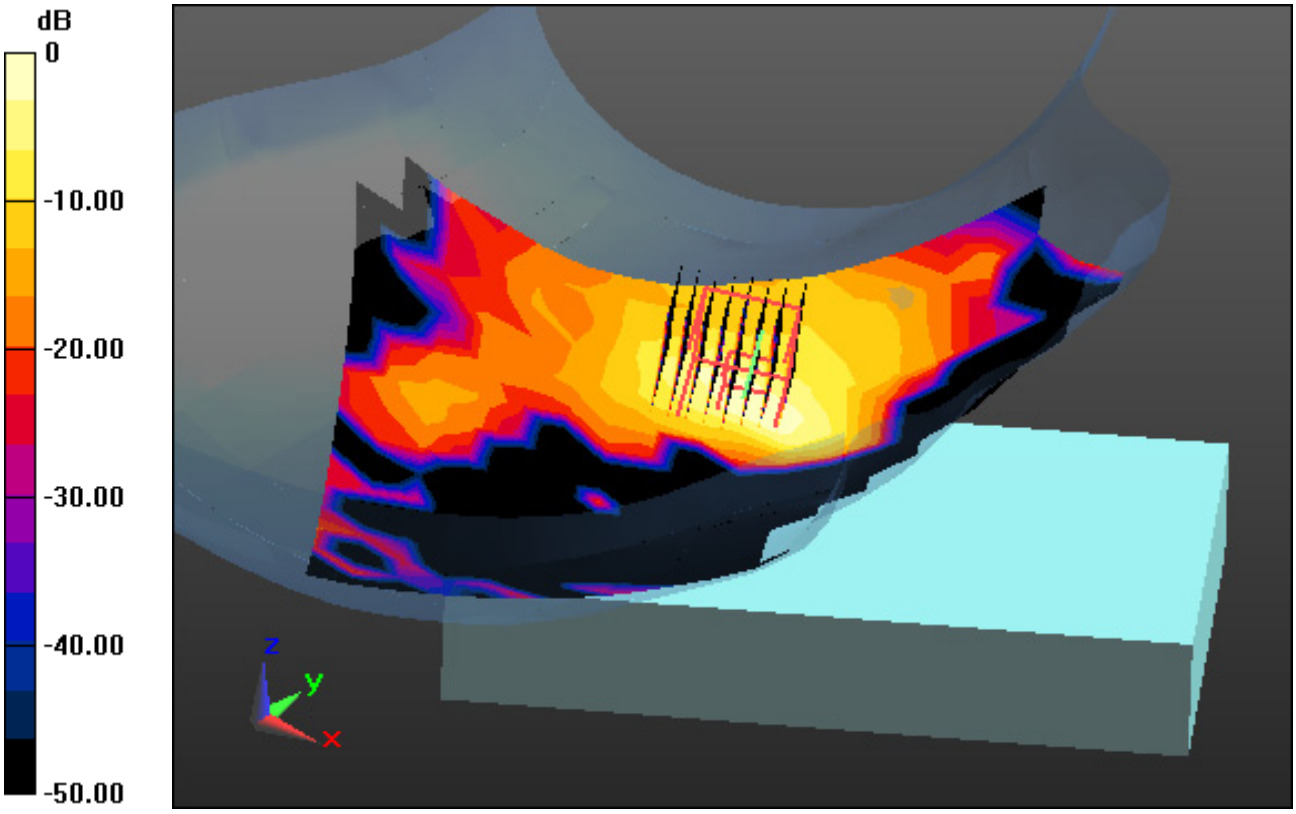

0 dB = 0.738 W/kg

DT&C Co., Ltd.

DUT: EF501R; Type: PDA

Communication System: UID 0, WCDMA 850 (0); Frequency: 836.6 MHz;Duty Cycle: 1:1
Medium parameters used: f = 836.6 MHz; σ = 0.994 S/m; ε_r = 54.074; ρ = 1000 kg/m^3
Phantom section: Flat Section

DASY5 Configuration:
Probe: EX3DV4 - SN7337; ConvF(10.23, 10.23, 10.23); Calibrated: 11/22/2018; Electronics: DAE4 Sn1396
Sensor-Surface: 2mm (Mechanical Surface Detection)
Phantom: SAM with CRP_2016_07_22_middle; Type: QD000P40CD; Serial: TP:1786
Measurement SW: DASY52, Version 52.8 (8); SEMCAD X Version 14.6.10 (7331)

Test Date: 2018-12-07; Ambient Temp: 21.1; Tissue Temp: 22.1

1 cm space from Body, Rear, WCDMA Band 5 Ch. 4183, Ant Internal

Area Scan (10x15x1): Measurement grid: dx=15mm, dy=15mm
Zoom Scan (5x5x7)/Cube 0: Measurement grid: dx=8mm, dy=8mm, dz=5mm
Power Drift = -0.02 dB
Peak SAR (extrapolated) = 0.271 W/kg
SAR(1 g) = 0.208 W/kg; SAR(10 g) = 0.155 W/kg

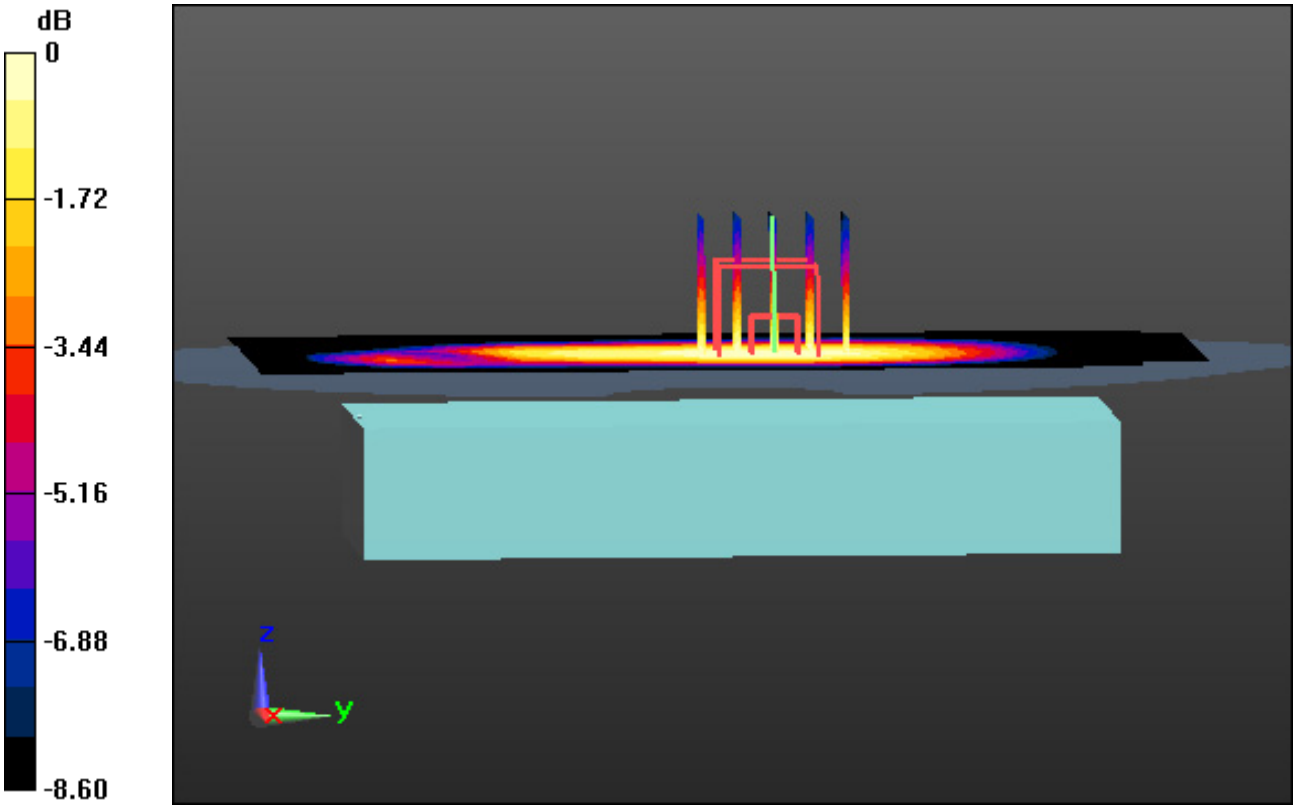

0 dB = 0.243 W/kg

DT&C Co., Ltd.

DUT: EF501R; Type: PDA

Communication System: UID 0, WCDMA Band 4 (0); Frequency: 1732.4 MHz;Duty Cycle: 1:1
Medium parameters used: f = 1732.4 MHz; σ = 1.441 S/m; ε_r = 52.737; ρ = 1000 kg/m^3
Phantom section: Flat Section

DASY5 Configuration:
Probe: EX3DV4 - SN3933; ConvF(8.62, 8.62, 8.62); Calibrated: 9/25/2018; Electronics: DAE4 Sn1396
Sensor-Surface: 2mm (Mechanical Surface Detection)
Phantom: SAM with CRP_2016_07_22_middle; Type: QD000P40CD; Serial: TP:1786
Measurement SW: DASY52, Version 52.8 (8); SEMCAD X Version 14.6.10 (7331)

Test Date: 2019-01-14; Ambient Temp: 21.3; Tissue Temp: 22.1

1 cm space from Body, Rear, WCDMA Band 4 Ch. 1412, Ant Internal

Area Scan (10x15x1): Measurement grid: dx=15mm, dy=15mm
Zoom Scan (5x5x7)/Cube 0: Measurement grid: dx=8mm, dy=8mm, dz=5mm
Power Drift = -0.00 dB
Peak SAR (extrapolated) = 0.766 W/kg
SAR(1 g) = 0.470 W/kg; SAR(10 g) = 0.266 W/kg

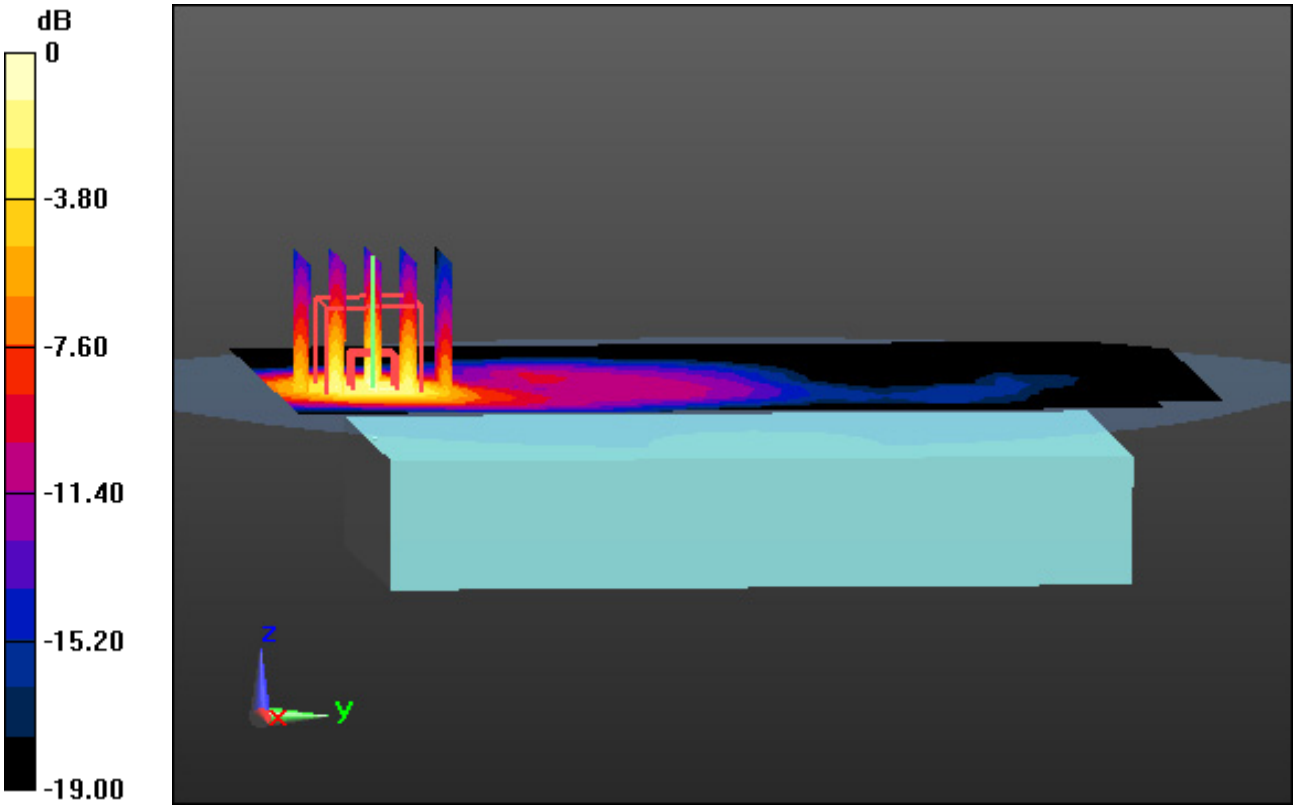

0 dB = 0.629 W/kg

DT&C Co., Ltd.

DUT: EF501R; Type: PDA

Communication System: UID 0, WCDMA 1900 (0); Frequency: 1880 MHz;Duty Cycle: 1:1
Medium parameters used: f = 1880 MHz; σ = 1.538 S/m; ε_r = 51.659; ρ = 1000 kg/m^3
Phantom section: Flat Section

DASY5 Configuration:
Probe: EX3DV4 - SN7337; ConvF(8.03, 8.03, 8.03); Calibrated: 11/22/2018; Electronics: DAE4 Sn1396
Sensor-Surface: 2mm (Mechanical Surface Detection)
Phantom: SAM with CRP_2016_07_22_middle; Type: QD000P40CD; Serial: TP:1786
Measurement SW: DASY52, Version 52.8 (8); SEMCAD X Version 14.6.10 (7331)

Test Date: 2018-12-06; Ambient Temp: 20.1; Tissue Temp: 21.0

1 cm space from Body, Rear, WCDMA Band 2 Ch. 9400, Ant Internal

Area Scan (10x15x1): Measurement grid: dx=15mm, dy=15mm
Zoom Scan (5x5x7)/Cube 0: Measurement grid: dx=8mm, dy=8mm, dz=5mm
Power Drift = -0.03 dB
Peak SAR (extrapolated) = 0.318 W/kg
SAR(1 g) = 0.191 W/kg; SAR(10 g) = 0.108 W/kg

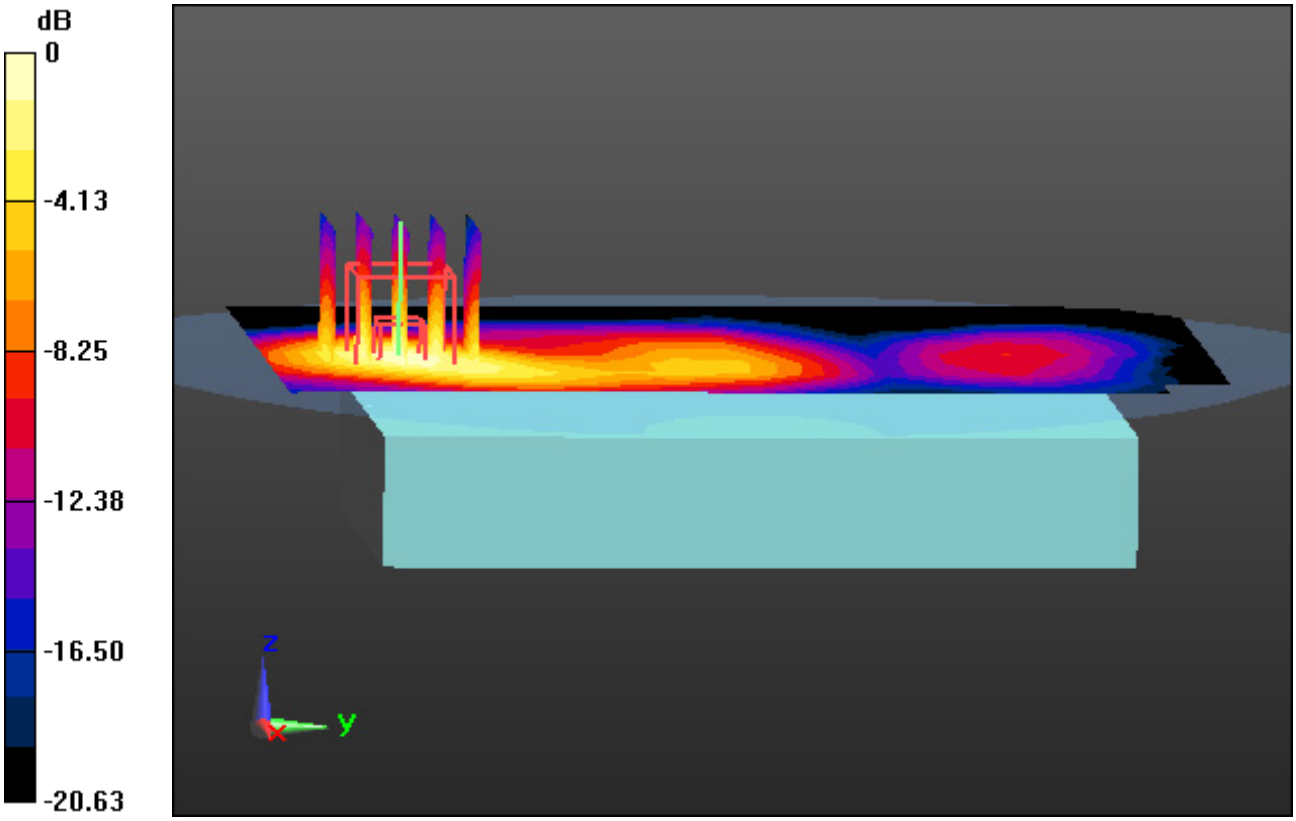

0 dB = 0.258 W/kg

DT&C Co., Ltd.

DUT: EF501R; Type: PDA

Communication System: UID 0, LTE Band 71 (0); Frequency: 680.5 MHz;Duty Cycle: 1:1
Medium parameters used: f = 680.5 MHz; σ = 0.925 S/m; ε_r = 57.702; ρ = 1000 kg/m^3
Phantom section: Flat Section

DASY5 Configuration:
Probe: EX3DV4 - SN3933; ConvF(10.43, 10.43, 10.43); Calibrated: 9/25/2018; Electronics: DAE4 Sn1396
Sensor-Surface: 2mm (Mechanical Surface Detection)
Phantom: SAM with CRP_2016_07_22_middle; Type: QD000P40CD; Serial: TP:1786
Measurement SW: DASY52, Version 52.8 (8); SEMCAD X Version 14.6.10 (7331)

Test Date: 2019-01-10; Ambient Temp: 21.1; Tissue Temp: 21.9

1 cm space from Body, Rear, LTE Band 71 Ch. 133297, Ant Internal

Mode : BandWidth 20 MHz, QPSK, RB Size: 1

Area Scan (10x15x1): Measurement grid: dx=15mm, dy=15mm
Zoom Scan (5x5x7)/Cube 0: Measurement grid: dx=8mm, dy=8mm, dz=5mm
Power Drift = -0.12 dB
Peak SAR (extrapolated) = 0.219 W/kg
SAR(1 g) = 0.178 W/kg; SAR(10 g) = 0.139 W/kg

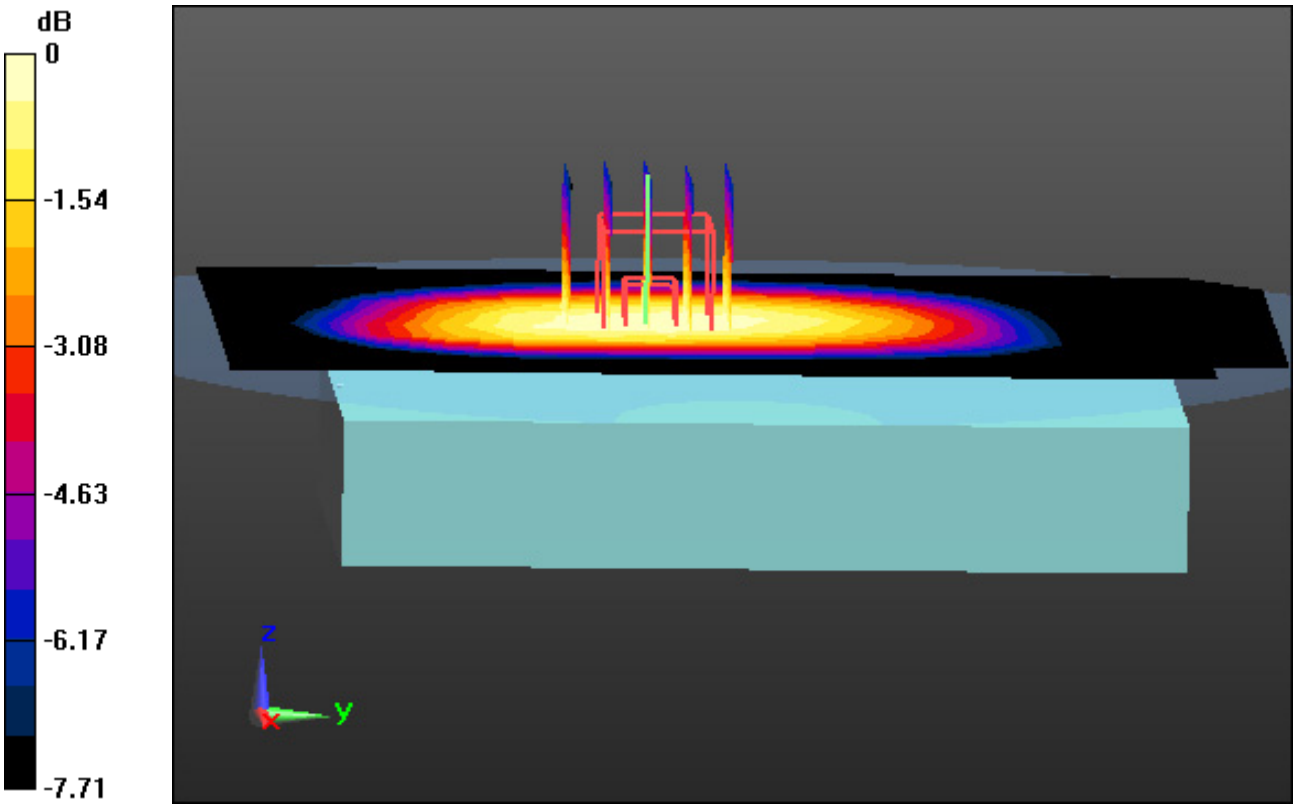

0 dB = 0.202 W/kg

DT&C Co., Ltd.

DUT: EF501R; Type: PDA

Communication System: UID 0, LTE Band 12 (0); Frequency: 707.5 MHz;Duty Cycle: 1:1
Medium parameters used: f = 707.5 MHz; σ = 0.926 S/m; ε_r = 55.529; ρ = 1000 kg/m^3
Phantom section: Flat Section

DASY5 Configuration:
Probe: EX3DV4 - SN3933; ConvF(10.43, 10.43, 10.43); Calibrated: 9/25/2018; Electronics: DAE4 Sn1396
Sensor-Surface: 2mm (Mechanical Surface Detection)
Phantom: SAM with CRP_2016_07_22_middle; Type: QD000P40CD; Serial: TP:1786
Measurement SW: DASY52, Version 52.8 (8); SEMCAD X Version 14.6.10 (7331)

Test Date: 2019-01-07; Ambient Temp: 20.6; Tissue Temp: 21.5

1 cm space from Body, Rear, LTE Band 12 Ch. 23095, Ant Internal

Mode : BandWidth 10 MHz, QPSK, RB Size: 1

Area Scan (10x15x1): Measurement grid: dx=15mm, dy=15mm
Zoom Scan (5x5x7)/Cube 0: Measurement grid: dx=8mm, dy=8mm, dz=5mm
Power Drift = 0.00 dB
Peak SAR (extrapolated) = 0.275 W/kg
SAR(1 g) = 0.224 W/kg; SAR(10 g) = 0.174 W/kg

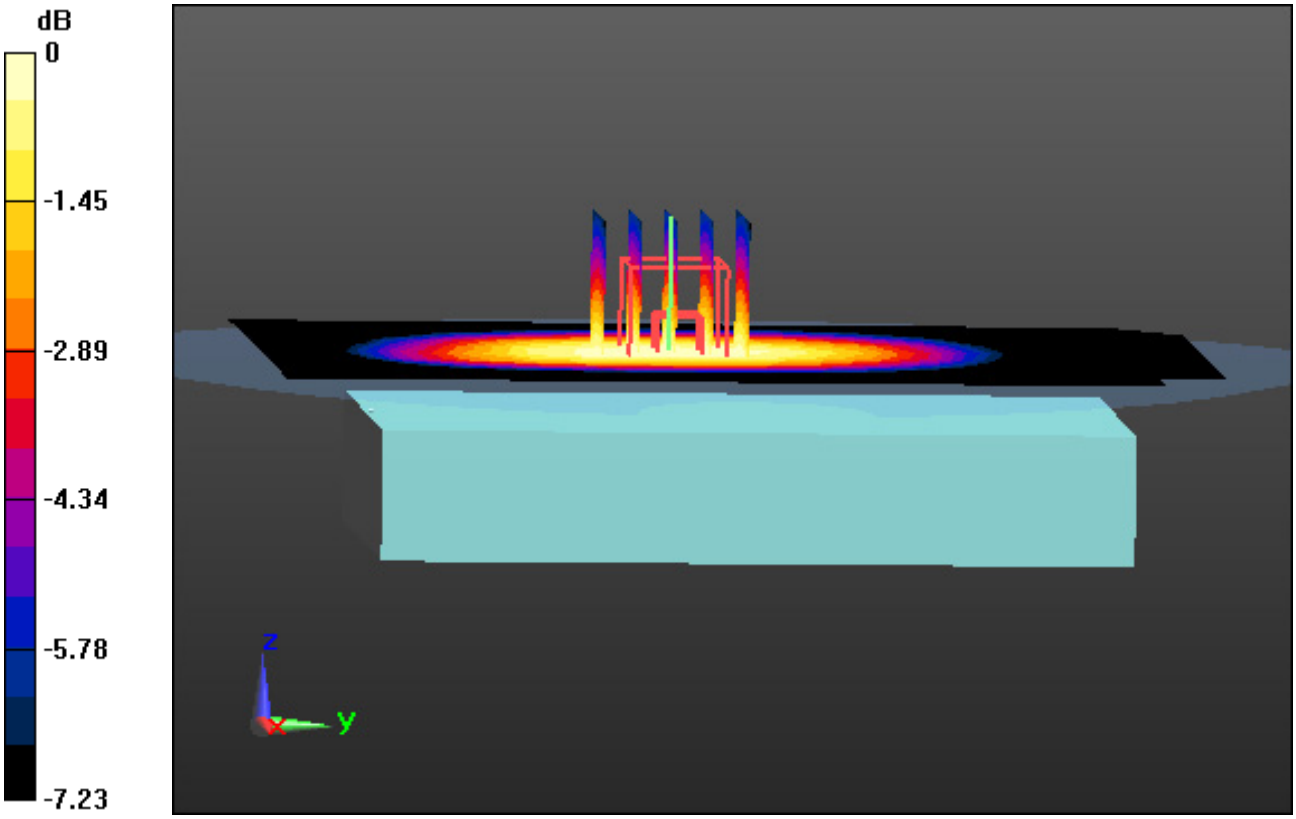

0 dB = 0.254 W/kg

DT&C Co., Ltd.

DUT: EF501R; Type: PDA

Communication System: UID 0, LTE Band 13 (0); Frequency: 782 MHz;Duty Cycle: 1:1
Medium parameters used: f = 782 MHz; σ = 1.003 S/m; ε_r = 54.956; ρ = 1000 kg/m^3
Phantom section: Flat Section

DASY5 Configuration:
Probe: EX3DV4 - SN3933; ConvF(10.43, 10.43, 10.43); Calibrated: 9/25/2018; Electronics: DAE4 Sn1396
Sensor-Surface: 2mm (Mechanical Surface Detection)
Phantom: SAM with CRP_2016_07_22_middle; Type: QD000P40CD; Serial: TP:1786
Measurement SW: DASY52, Version 52.8 (8); SEMCAD X Version 14.6.10 (7331)

Test Date: 2019-01-08; Ambient Temp: 20.3; Tissue Temp: 21.3

1 cm space from Body, Rear, LTE Band 13 Ch. 23230, Ant Internal

Mode : BandWidth 10 MHz, QPSK, RB Size: 1

Area Scan (10x15x1): Measurement grid: dx=15mm, dy=15mm
Zoom Scan (5x5x7)/Cube 0: Measurement grid: dx=8mm, dy=8mm, dz=5mm
Power Drift = -0.01 dB
Peak SAR (extrapolated) = 0.526 W/kg
SAR(1 g) = 0.416 W/kg; SAR(10 g) = 0.315 W/kg

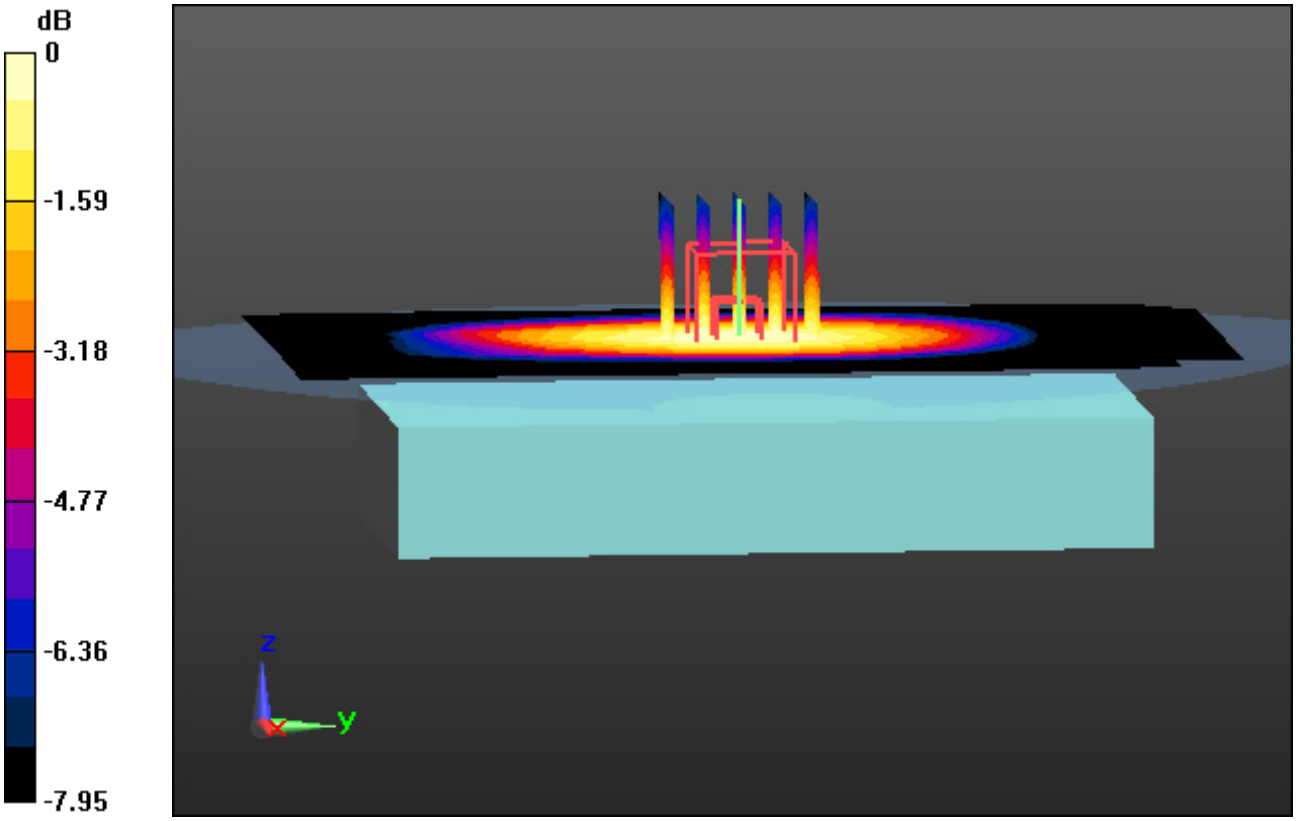

0 dB = 0.478 W/kg

DT&C Co., Ltd.

DUT: EF501R; Type: PDA

Communication System: UID 0, LTE Band 14 (0); Frequency: 793 MHz;Duty Cycle: 1:1
Medium parameters used: f = 793 MHz; σ = 0.998 S/m; ε_r = 54.667; ρ = 1000 kg/m^3
Phantom section: Flat Section

DASY5 Configuration:
Probe: EX3DV4 - SN3933; ConvF(10.43, 10.43, 10.43); Calibrated: 9/25/2018; Electronics: DAE4 Sn1396
Sensor-Surface: 2mm (Mechanical Surface Detection)
Phantom: SAM with CRP_2016_07_22_middle; Type: QD000P40CD; Serial: TP:1786
Measurement SW: DASY52, Version 52.8 (8); SEMCAD X Version 14.6.10 (7331)

Test Date: 2019-01-09; Ambient Temp: 20.7; Tissue Temp: 21.7

1 cm space from Body, Rear, LTE Band 14 Ch. 23330, Ant Internal

Mode : BandWidth 10 MHz, QPSK, RB Size: 1

Area Scan (10x15x1): Measurement grid: dx=15mm, dy=15mm
Zoom Scan (5x5x7)/Cube 0: Measurement grid: dx=8mm, dy=8mm, dz=5mm
Power Drift = -0.00 dB
Peak SAR (extrapolated) = 0.553 W/kg
SAR(1 g) = 0.433 W/kg; SAR(10 g) = 0.325 W/kg

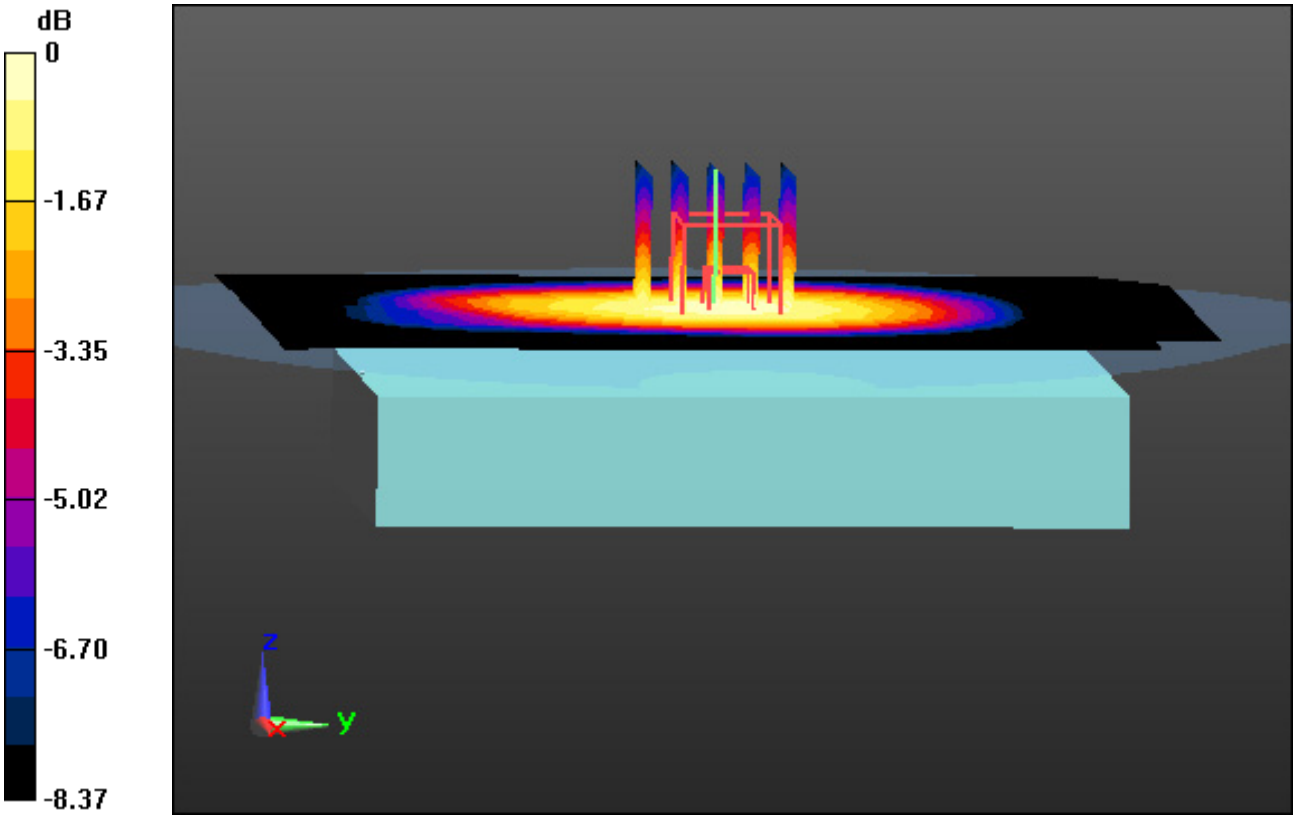

0 dB = 0.501 W/kg

DT&C Co., Ltd.

DUT: EF501R; Type: PDA

Communication System: UID 0, LTE Band 5(FCC) (0); Frequency: 836.5 MHz;Duty Cycle: 1:1
Medium parameters used: f = 836.5 MHz; σ = 0.978 S/m; ε_r = 53.869; ρ = 1000 kg/m^3
Phantom section: Flat Section

DASY5 Configuration:
Probe: EX3DV4 - SN3933; ConvF(10.27, 10.27, 10.27); Calibrated: 9/25/2018; Electronics: DAE4 Sn1396
Sensor-Surface: 2mm (Mechanical Surface Detection)
Phantom: SAM with CRP_2016_07_22_middle; Type: QD000P40CD; Serial: TP:1786
Measurement SW: DASY52, Version 52.8 (8); SEMCAD X Version 14.6.10 (7331)

Test Date: 2018-12-11; Ambient Temp: 20.7; Tissue Temp: 21.2

1 cm space from Body, Rear, LTE Band 5 Ch. 20525, Ant Internal

Mode : BandWidth 10 MHz, QPSK, RB Size: 1

Area Scan (10x15x1): Measurement grid: dx=15mm, dy=15mm
Zoom Scan (5x5x7)/Cube 0: Measurement grid: dx=8mm, dy=8mm, dz=5mm
Power Drift = 0.00 dB
Peak SAR (extrapolated) = 0.433 W/kg
SAR(1 g) = 0.335 W/kg; SAR(10 g) = 0.249 W/kg

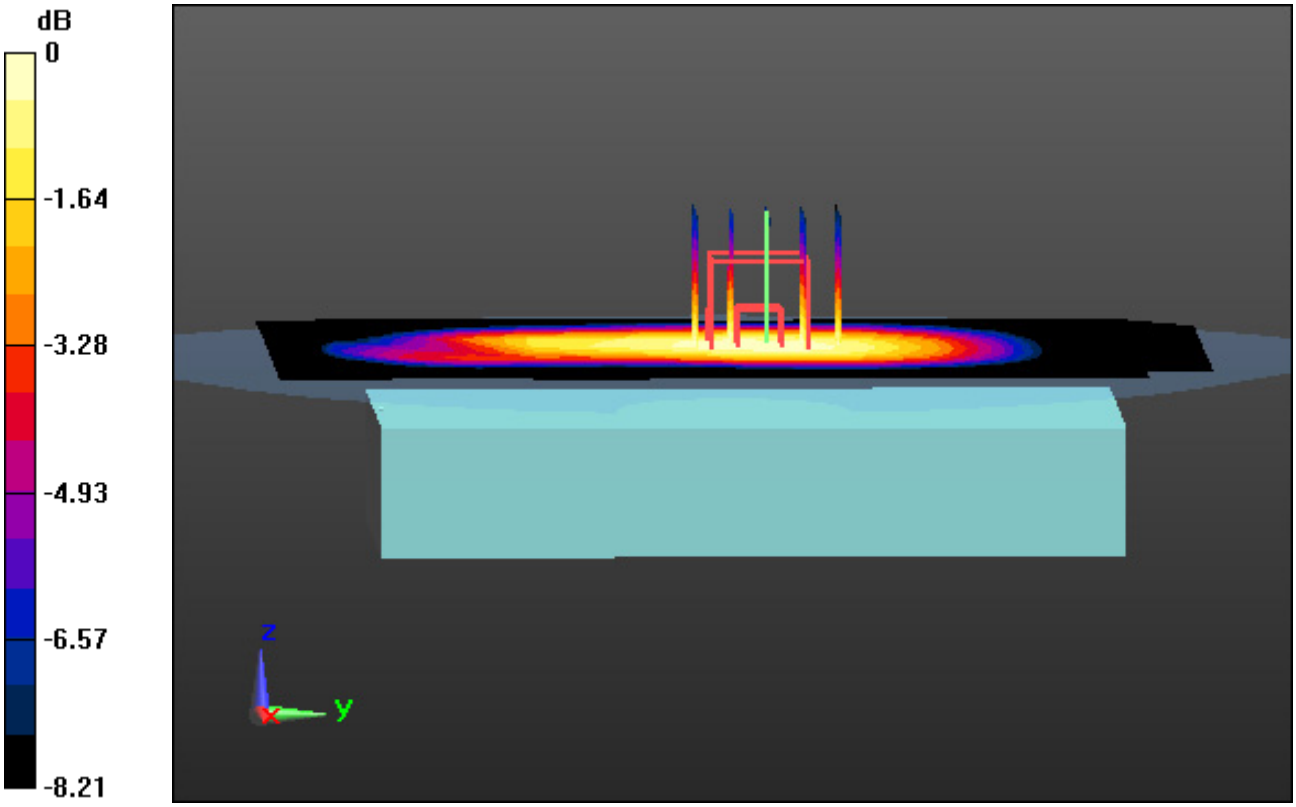

0 dB = 0.388 W/kg

DT&C Co., Ltd.

DUT: EF501R; Type: PDA

Communication System: UID 0, LTE Band 66 (0); Frequency: 1745 MHz;Duty Cycle: 1:1
Medium parameters used: f = 1745 MHz; σ = 1.443 S/m; ε_r = 52.713; ρ = 1000 kg/m^3
Phantom section: Flat Section

DASY5 Configuration:
Probe: EX3DV4 - SN3933; ConvF(8.62, 8.62, 8.62); Calibrated: 9/25/2018; Electronics: DAE4 Sn1396
Sensor-Surface: 2mm (Mechanical Surface Detection)
Phantom: SAM with CRP_2016_07_22_middle; Type: QD000P40CD; Serial: TP:1786
Measurement SW: DASY52, Version 52.8 (8); SEMCAD X Version 14.6.10 (7331)

Test Date: 2019-01-28; Ambient Temp: 21.0; Tissue Temp: 21.6

1 cm space from Body, Rear, LTE Band 66 Ch. 132322, Ant Internal

Mode : BandWidth 20 MHz, QPSK, RB Size: 1

Area Scan (10x15x1): Measurement grid: dx=15mm, dy=15mm
Zoom Scan (5x5x7)/Cube 0: Measurement grid: dx=8mm, dy=8mm, dz=5mm
Power Drift = 0.09 dB
Peak SAR (extrapolated) = 0.488 W/kg
SAR(1 g) = 0.295 W/kg; SAR(10 g) = 0.165 W/kg

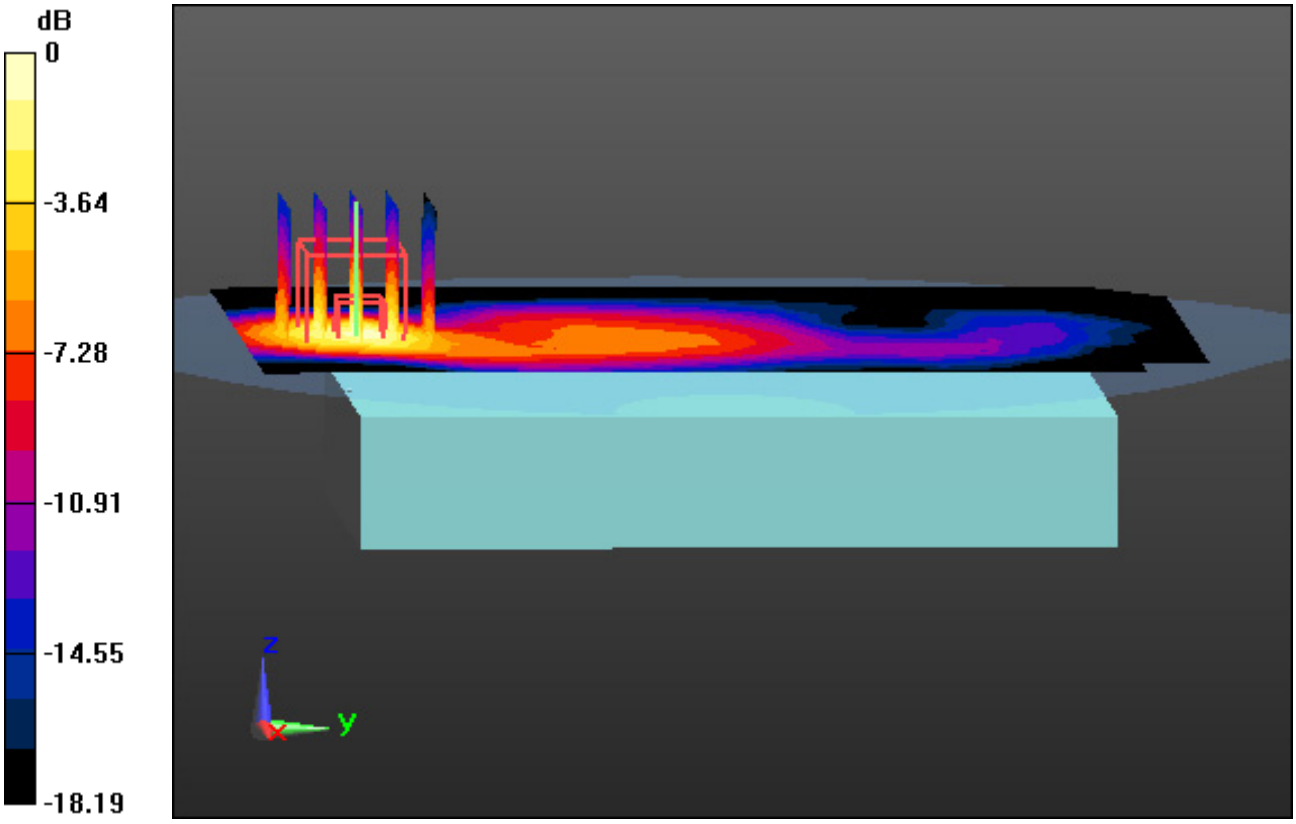

0 dB = 0.398 W/kg

DT&C Co., Ltd.

DUT: EF501R; Type: PDA

Communication System: UID 0, LTE Band 2 (0); Frequency: 1880 MHz;Duty Cycle: 1:1
Medium parameters used: f = 1880 MHz; σ = 1.538 S/m; ε_r = 51.676; ρ = 1000 kg/m^3
Phantom section: Flat Section

DASY5 Configuration:
Probe: EX3DV4 - SN3933; ConvF(8.21, 8.21, 8.21); Calibrated: 9/25/2018; Electronics: DAE4 Sn1396
Sensor-Surface: 2mm (Mechanical Surface Detection)
Phantom: SAM with CRP_2016_07_22_middle; Type: QD000P40CD; Serial: TP:1786
Measurement SW: DASY52, Version 52.8 (8); SEMCAD X Version 14.6.10 (7331)

Test Date: 2018-12-10; Ambient Temp: 20.3; Tissue Temp: 20.9

1cm space from Body, Rear, LTE Band 2 Ch. 18900, Ant Internal

Mode : BandWidth 20 MHz, QPSK, RB Size: 1

Area Scan (10x15x1): Measurement grid: dx=15mm, dy=15mm
Zoom Scan (5x5x7)/Cube 0: Measurement grid: dx=8mm, dy=8mm, dz=5mm
Power Drift = -0.07 dB
Peak SAR (extrapolated) = 0.322 W/kg
SAR(1 g) = 0.193 W/kg; SAR(10 g) = 0.111 W/kg

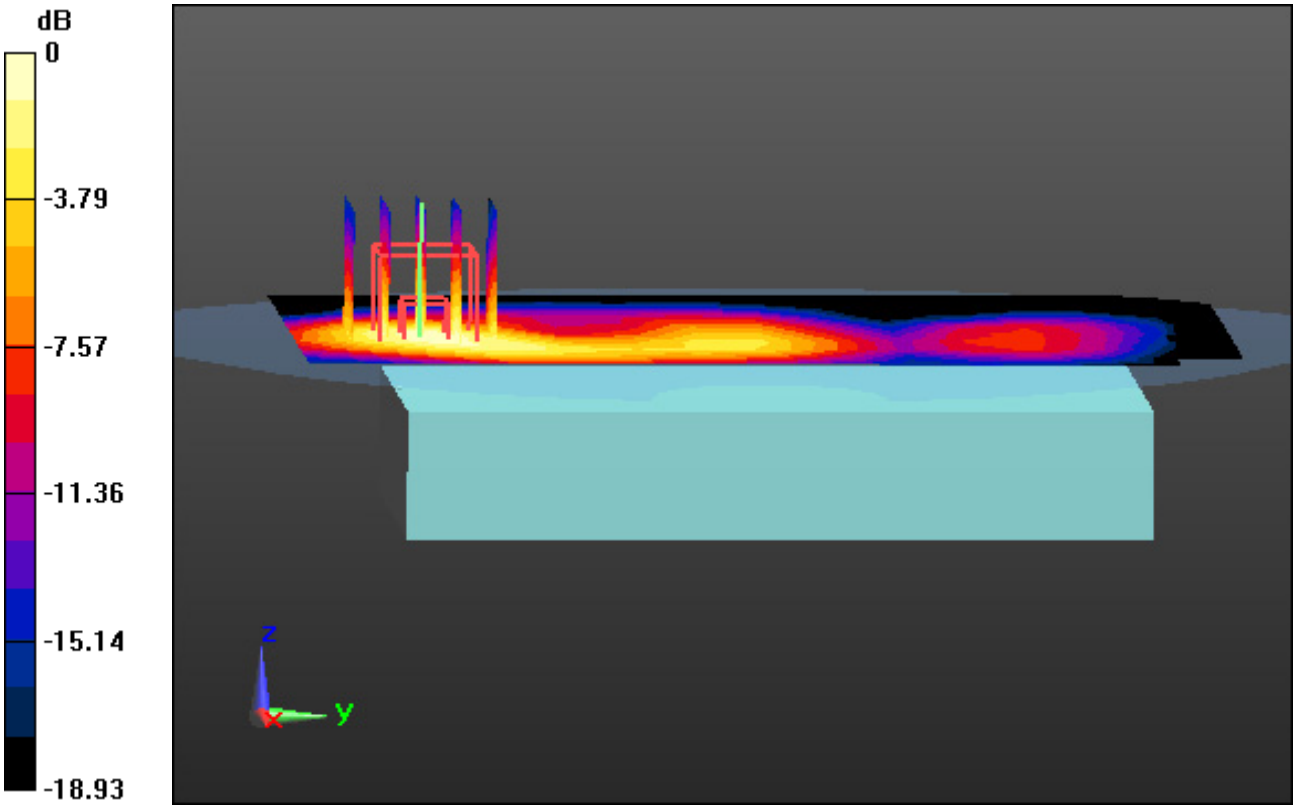

0 dB = 0.259 W/kg

DT&C Co., Ltd.

DUT: EF501R; Type: PDA

Communication System: UID 0, 2.4 GHz W-LAN (0); Frequency: 2462 MHz;Duty Cycle: 1:1
Medium parameters used: f = 2462 MHz; σ = 1.969 S/m; ε_r = 54.486; ρ = 1000 kg/m^3
Phantom section: Flat Section

DASY5 Configuration:
Probe: EX3DV4 - SN3933; ConvF(7.75, 7.75, 7.75); Calibrated: 9/25/2018; Electronics: DAE4 Sn1396
Sensor-Surface: 2mm (Mechanical Surface Detection)
Phantom: SAM with CRP_2016_07_22_middle; Type: QD000P40CD; Serial: TP:1786
Measurement SW: DASY52, Version 52.8 (8); SEMCAD X Version 14.6.10 (7331)

Test Date: 2019-01-15; Ambient Temp: 21.1; Tissue Temp: 22.1

1 cm space from Body, Rear, WLAN(802.11b) Ch. 11, Ant Internal

Area Scan (12x19x1): Measurement grid: dx=12mm, dy=12mm
Zoom Scan (7x7x7)/Cube 0: Measurement grid: dx=5mm, dy=5mm, dz=5mm
Power Drift = 0.19 dB
Peak SAR (extrapolated) = 0.0470 W/kg
SAR(1 g) = 0.027 W/kg; SAR(10 g) = 0.014 W/kg

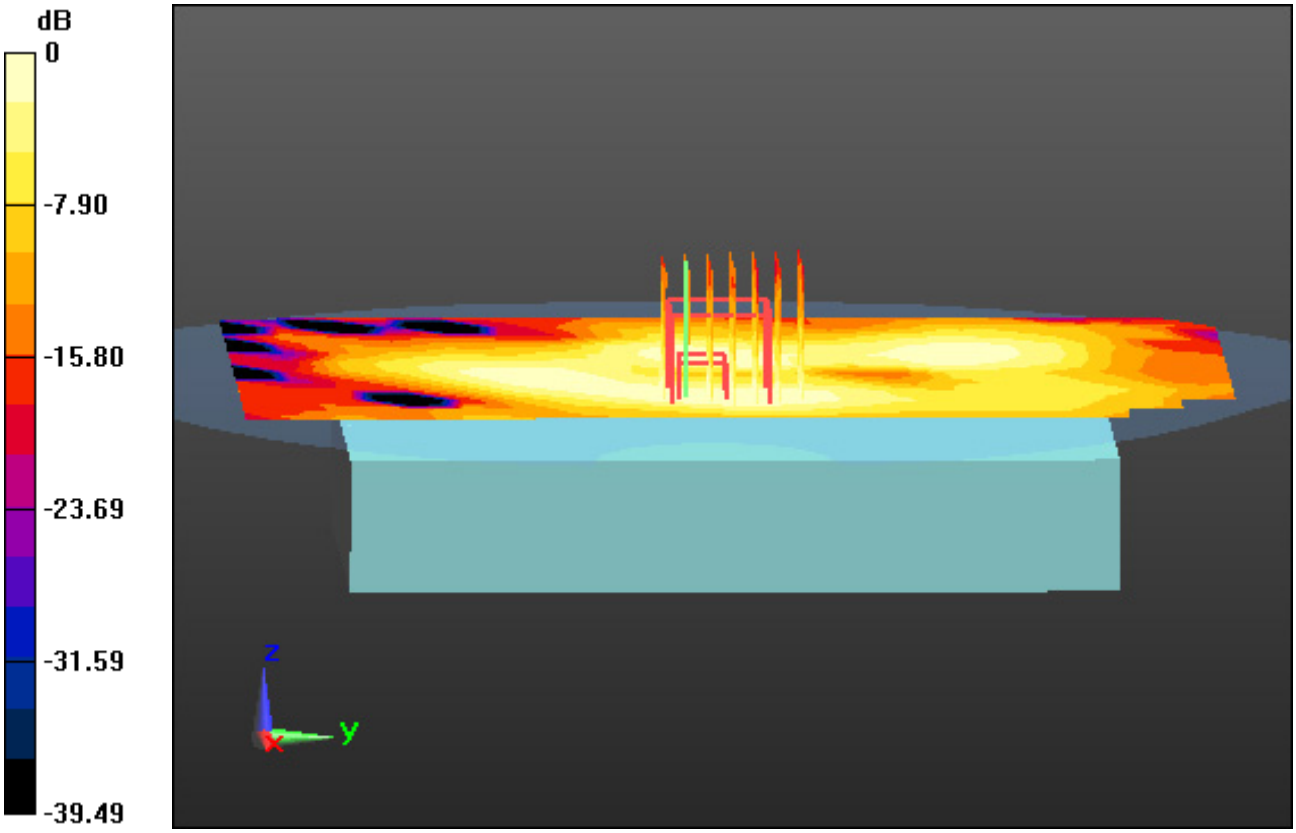

0 dB = 0.0367 W/kg

DT&C Co., Ltd.

DUT: EF501R; Type: PDA

Communication System: UID 0, W-LAN_5 GHz(FCC) (0); Frequency: 5260 MHz;Duty Cycle: 1:1
Medium parameters used: f = 5260 MHz; σ = 5.324 S/m; ε_r = 48.377; ρ = 1000 kg/m^3
Phantom section: Flat Section

DASY5 Configuration:
Probe: EX3DV4 - SN3933; ConvF(4.51, 4.51, 4.51); Calibrated: 9/25/2018; Electronics: DAE4 Sn1396
Sensor-Surface: 1.4mm (Mechanical Surface Detection)
Phantom: SAM with CRP_2016_07_22_middle; Type: QD000P40CD; Serial: TP:1786
Measurement SW: DASY52, Version 52.8 (8); SEMCAD X Version 14.6.10 (7331)

Test Date: 2019-01-16; Ambient Temp: 21.5; Tissue Temp: 22.0

1 cm space from Body, Rear, WLAN(802.11a) Ch. 52, Ant Internal

Area Scan (15x23x1): Measurement grid: dx=10mm, dy=10mm
Zoom Scan (8x8x7)/Cube 0: Measurement grid: dx=4mm, dy=4mm, dz=1.4mm, Graded Ratio: 1.4
Power Drift = -0.19 dB
Peak SAR (extrapolated) = 0.426 W/kg
SAR(1 g) = 0.103 W/kg; SAR(10 g) = 0.040 W/kg

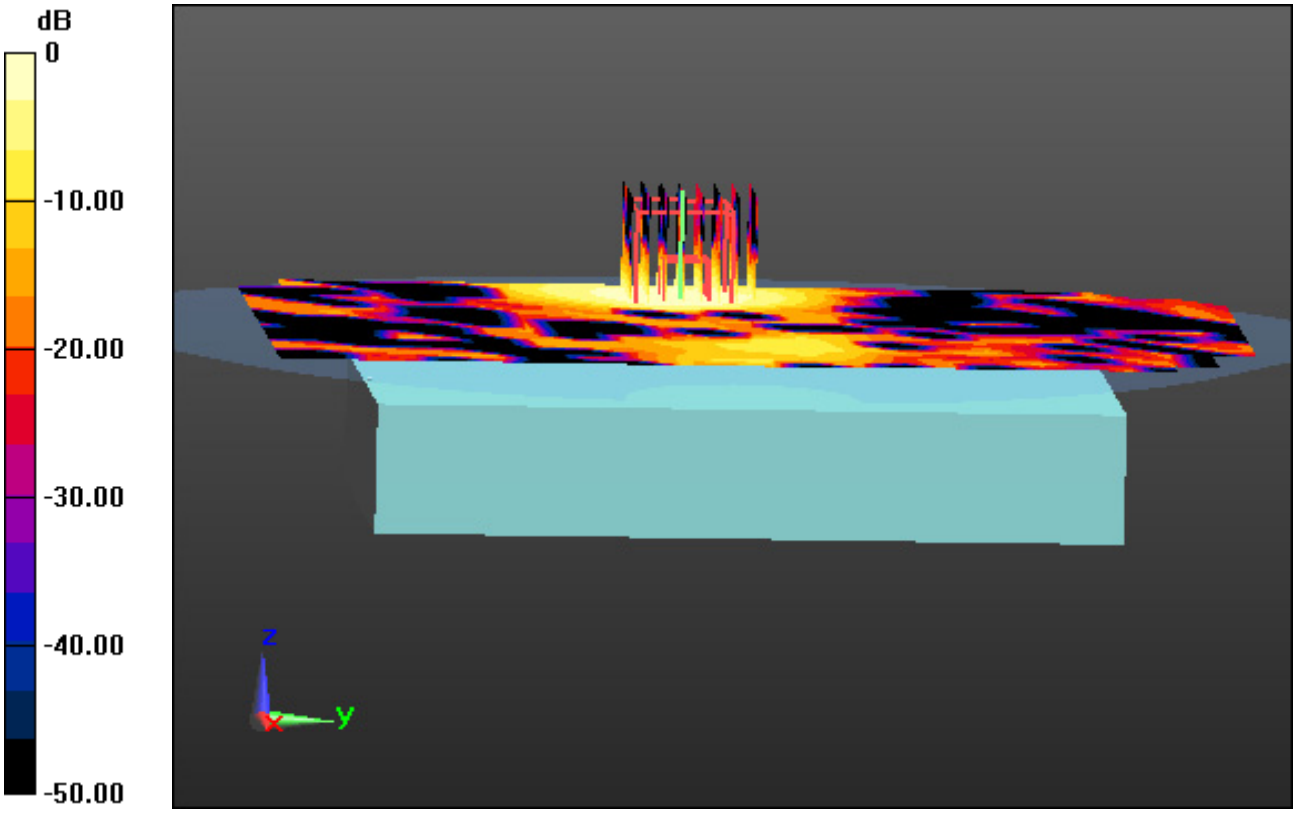

0 dB = 0.243 W/kg

DT&C Co., Ltd.

DUT: EF501R; Type: PDA

Communication System: UID 0, W-LAN_5 GHz(FCC) (0); Frequency: 5500 MHz;Duty Cycle: 1:1
Medium parameters used: f = 5500 MHz; σ = 5.566 S/m; ε_r = 47.733; ρ = 1000 kg/m^3
Phantom section: Flat Section

DASY5 Configuration:
Probe: EX3DV4 - SN3933; ConvF(4.14, 4.14, 4.14); Calibrated: 9/25/2018; Electronics: DAE4 Sn1396
Sensor-Surface: 1.4mm (Mechanical Surface Detection)
Phantom: SAM with CRP_2016_07_22_middle; Type: QD000P40CD; Serial: TP:1786
Measurement SW: DASY52, Version 52.8 (8); SEMCAD X Version 14.6.10 (7331)

Test Date: 2019-01-17; Ambient Temp: 21.0; Tissue Temp: 21.8

1 cm space from Body, Rear, WLAN(802.11a) Ch. 100, Ant Internal

Area Scan (15x23x1): Measurement grid: dx=10mm, dy=10mm
Zoom Scan (8x8x7)/Cube 0: Measurement grid: dx=4mm, dy=4mm, dz=1.4mm, Graded Ratio: 1.4
Power Drift = 0.01 dB
Peak SAR (extrapolated) = 0.418 W/kg
SAR(1 g) = 0.106 W/kg; SAR(10 g) = 0.040 W/kg

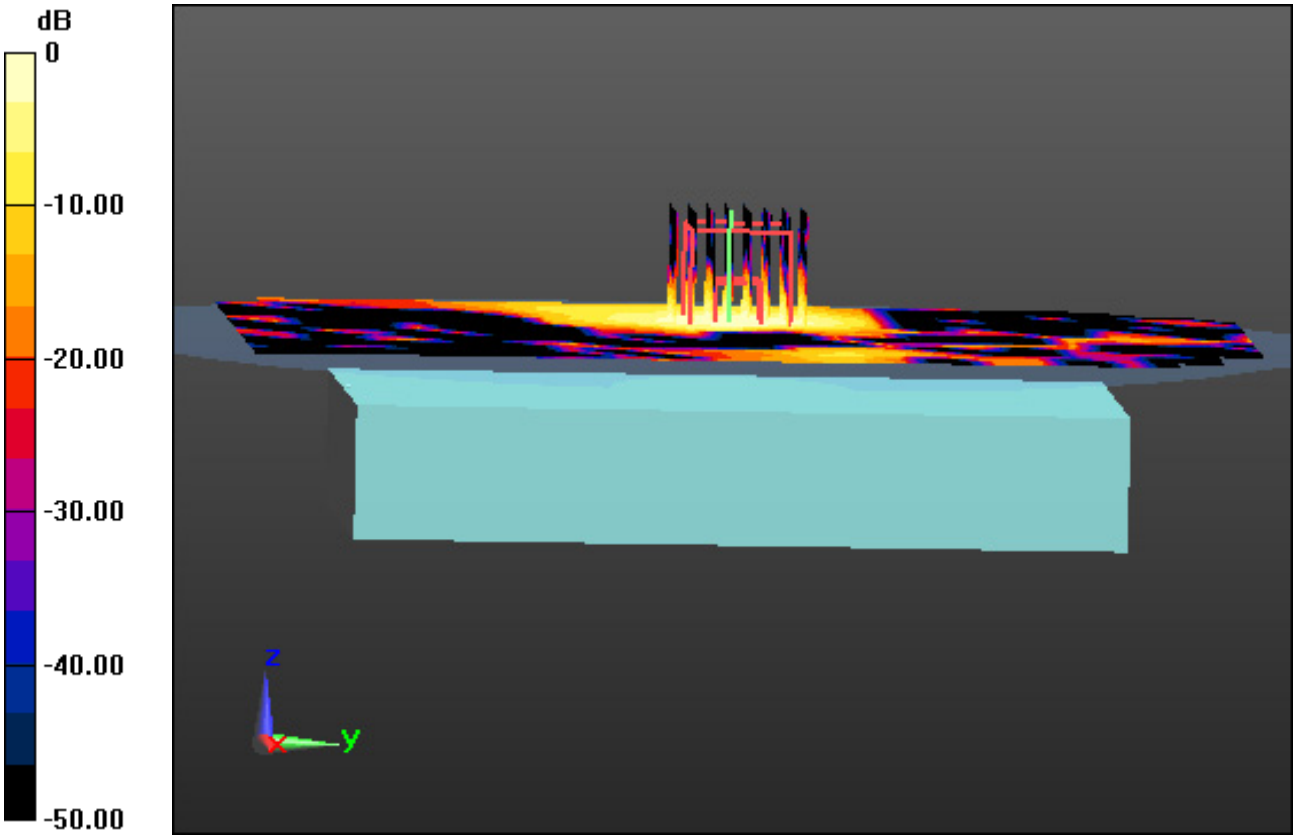

0 dB = 0.245 W/kg

DT&C Co., Ltd.

DUT: EF501R; Type: PDA

Communication System: UID 0, W-LAN_5 GHz(FCC) (0); Frequency: 5745 MHz;Duty Cycle: 1:1
Medium parameters used: f = 5745 MHz; σ = 6.156 S/m; ε_r = 46.755; ρ = 1000 kg/m^3
Phantom section: Flat Section

DASY5 Configuration:
Probe: EX3DV4 - SN3933; ConvF(4.1, 4.1, 4.1); Calibrated: 9/25/2018; Electronics: DAE4 Sn1396
Sensor-Surface: 1.4mm (Mechanical Surface Detection)
Phantom: SAM with CRP_2016_07_22_middle; Type: QD000P40CD; Serial: TP:1786
Measurement SW: DASY52, Version 52.8 (8); SEMCAD X Version 14.6.10 (7331)

Test Date: 2019-01-18; Ambient Temp: 21.3; Tissue Temp: 22.0

1 cm space from Body, Rear, WLAN(802.11a) Ch. 149, Ant Internal

Area Scan (15x23x1): Measurement grid: dx=10mm, dy=10mm
Zoom Scan (8x8x7)/Cube 0: Measurement grid: dx=4mm, dy=4mm, dz=1.4mm, Graded Ratio: 1.4
Power Drift = 0.09 dB
Peak SAR (extrapolated) = 0.242 W/kg
SAR(1 g) = 0.058 W/kg; SAR(10 g) = 0.021 W/kg

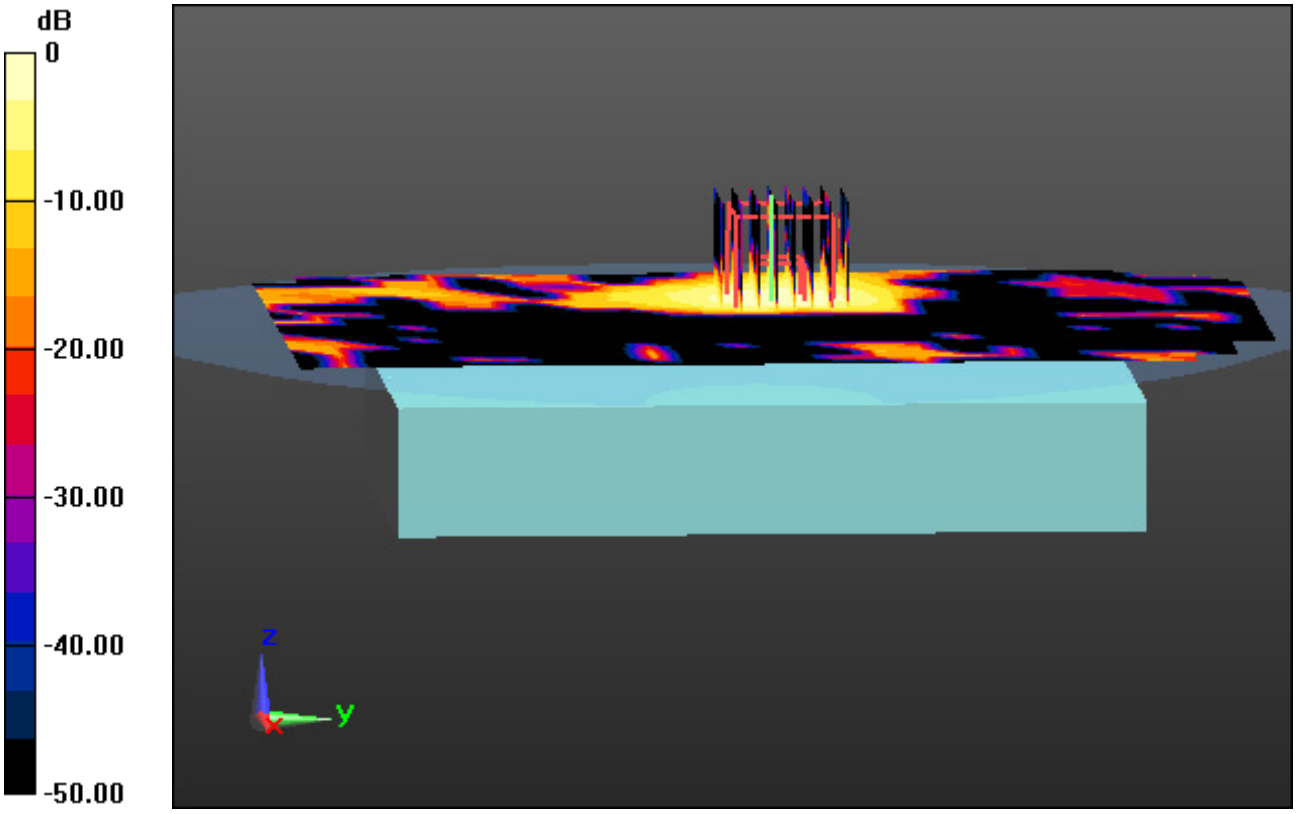

0 dB = 0.149 W/kg

DT&C Co., Ltd.

DUT: EF501R; Type: PDA

Communication System: UID 0, WCDMA Band 4 (0); Frequency: 1732.4 MHz;Duty Cycle: 1:1
Medium parameters used: f = 1732.4 MHz; σ = 1.441 S/m; ε_r = 52.737; ρ = 1000 kg/m^3
Phantom section: Flat Section

DASY5 Configuration:
Probe: EX3DV4 - SN3933; ConvF(8.62, 8.62, 8.62); Calibrated: 9/25/2018; Electronics: DAE4 Sn1396
Sensor-Surface: 2mm (Mechanical Surface Detection)
Phantom: SAM with CRP_2016_07_22_middle; Type: QD000P40CD; Serial: TP:1786
Measurement SW: DASY52, Version 52.8 (8); SEMCAD X Version 14.6.10 (7331)

Test Date: 2019-01-14; Ambient Temp: 21.3; Tissue Temp: 22.1

1 cm space from Body, Bottom, WCDMA Band 4 Ch. 1412, Ant Internal

Area Scan (7x11x1): Measurement grid: dx=15mm, dy=15mm
Zoom Scan (5x5x7)/Cube 0: Measurement grid: dx=8mm, dy=8mm, dz=5mm
Power Drift = 0.06 dB
Peak SAR (extrapolated) = 0.988 W/kg
SAR(1 g) = 0.606 W/kg; SAR(10 g) = 0.345 W/kg

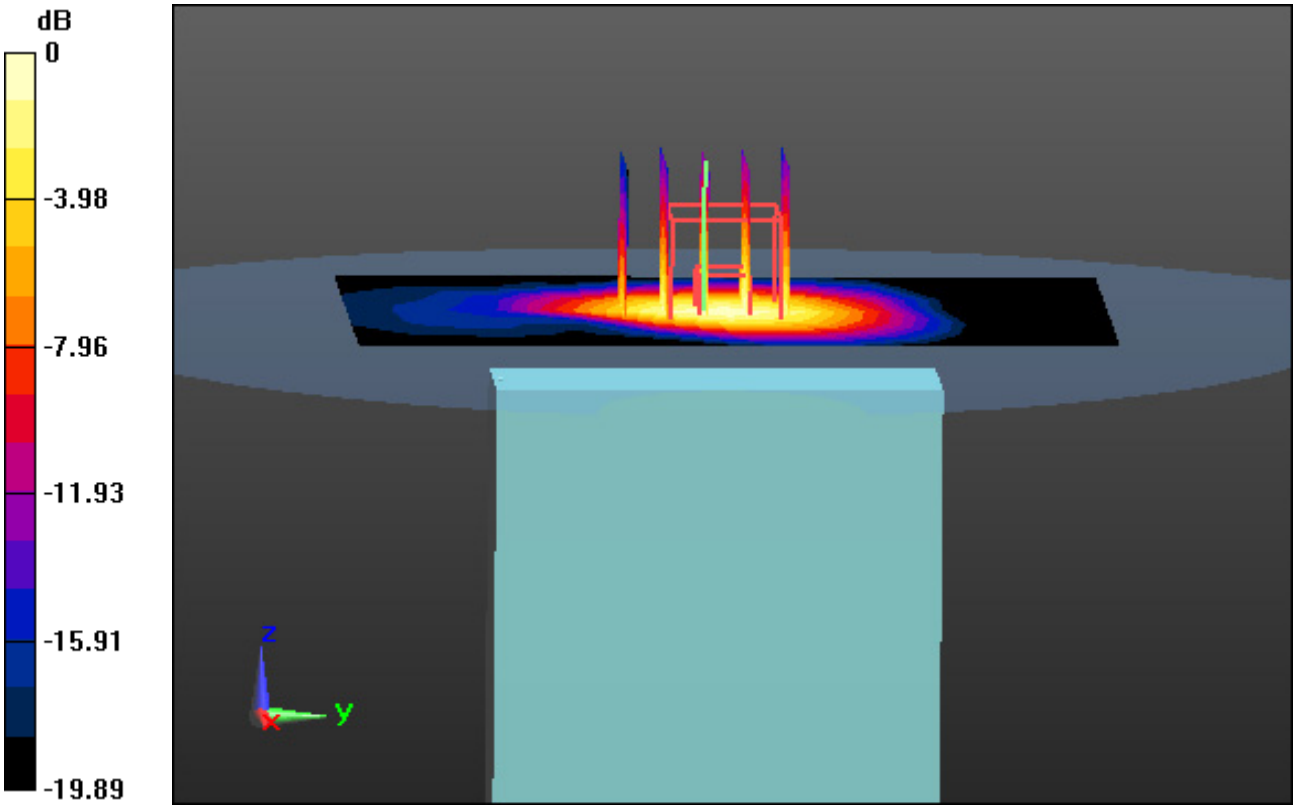

0 dB = 0.794 W/kg

DT&C Co., Ltd.

DUT: EF501R; Type: PDA

Communication System: UID 0, LTE Band 66 (0); Frequency: 1745 MHz;Duty Cycle: 1:1
Medium parameters used: f = 1745 MHz; σ = 1.443 S/m; ε_r = 52.713; ρ = 1000 kg/m^3
Phantom section: Flat Section

DASY5 Configuration:
Probe: EX3DV4 - SN3933; ConvF(8.62, 8.62, 8.62); Calibrated: 9/25/2018; Electronics: DAE4 Sn1396
Sensor-Surface: 2mm (Mechanical Surface Detection)
Phantom: SAM with CRP_2016_07_22_middle; Type: QD000P40CD; Serial: TP:1786
Measurement SW: DASY52, Version 52.8 (8); SEMCAD X Version 14.6.10 (7331)

Test Date: 2019-01-28; Ambient Temp: 21.0; Tissue Temp: 21.6

1 cm space from Body, Bottom, LTE Band 66 Ch. 132322, Ant Internal

Mode : BandWidth 20 MHz, QPSK, RB Size: 1

Area Scan (7x11x1): Measurement grid: dx=15mm, dy=15mm
Zoom Scan (5x5x7)/Cube 0: Measurement grid: dx=8mm, dy=8mm, dz=5mm
Power Drift = 0.04 dB
Peak SAR (extrapolated) = 0.780 W/kg
SAR(1 g) = 0.459 W/kg; SAR(10 g) = 0.253 W/kg

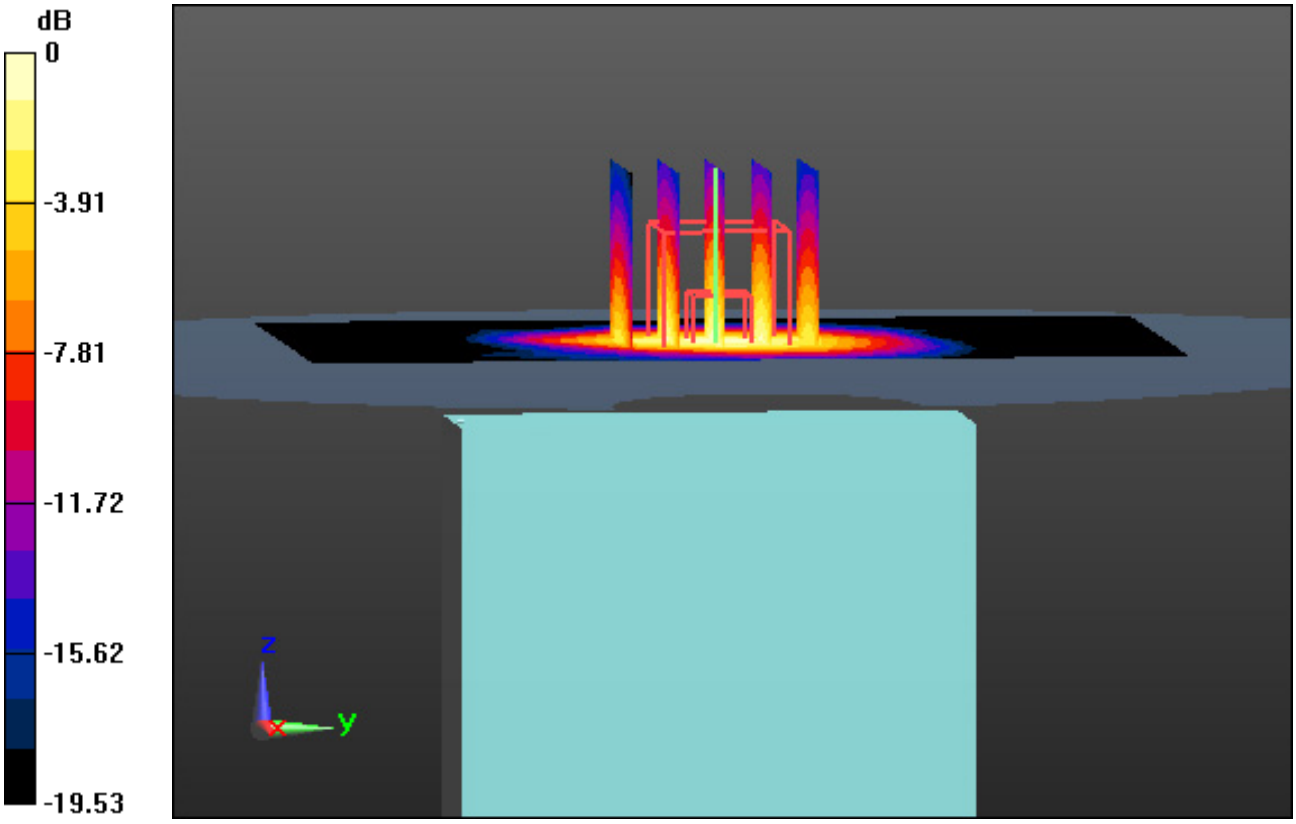

0 dB = 0.637 W/kg

DT&C Co., Ltd.

DUT: EF501R; Type: PDA

Communication System: UID 0, LTE Band 2 (0); Frequency: 1880 MHz;Duty Cycle: 1:1
Medium parameters used: f = 1880 MHz; σ = 1.538 S/m; ε_r = 51.676; ρ = 1000 kg/m^3
Phantom section: Flat Section

DASY5 Configuration:
Probe: EX3DV4 - SN3933; ConvF(8.21, 8.21, 8.21); Calibrated: 9/25/2018; Electronics: DAE4 Sn1396
Sensor-Surface: 2mm (Mechanical Surface Detection)
Phantom: SAM with CRP_2016_07_22_middle; Type: QD000P40CD; Serial: TP:1786
Measurement SW: DASY52, Version 52.8 (8); SEMCAD X Version 14.6.10 (7331)

Test Date: 2018-12-10; Ambient Temp: 20.3; Tissue Temp: 20.9

1cm space from Body, Bottom, LTE Band 2 Ch. 18900, Ant Internal

Mode : BandWidth 20 MHz, QPSK, RB Size: 1

Area Scan (7x11x1): Measurement grid: dx=15mm, dy=15mm
Zoom Scan (5x5x7)/Cube 0: Measurement grid: dx=8mm, dy=8mm, dz=5mm
Power Drift = -0.03 dB
Peak SAR (extrapolated) = 0.409 W/kg
SAR(1 g) = 0.243 W/kg; SAR(10 g) = 0.137 W/kg

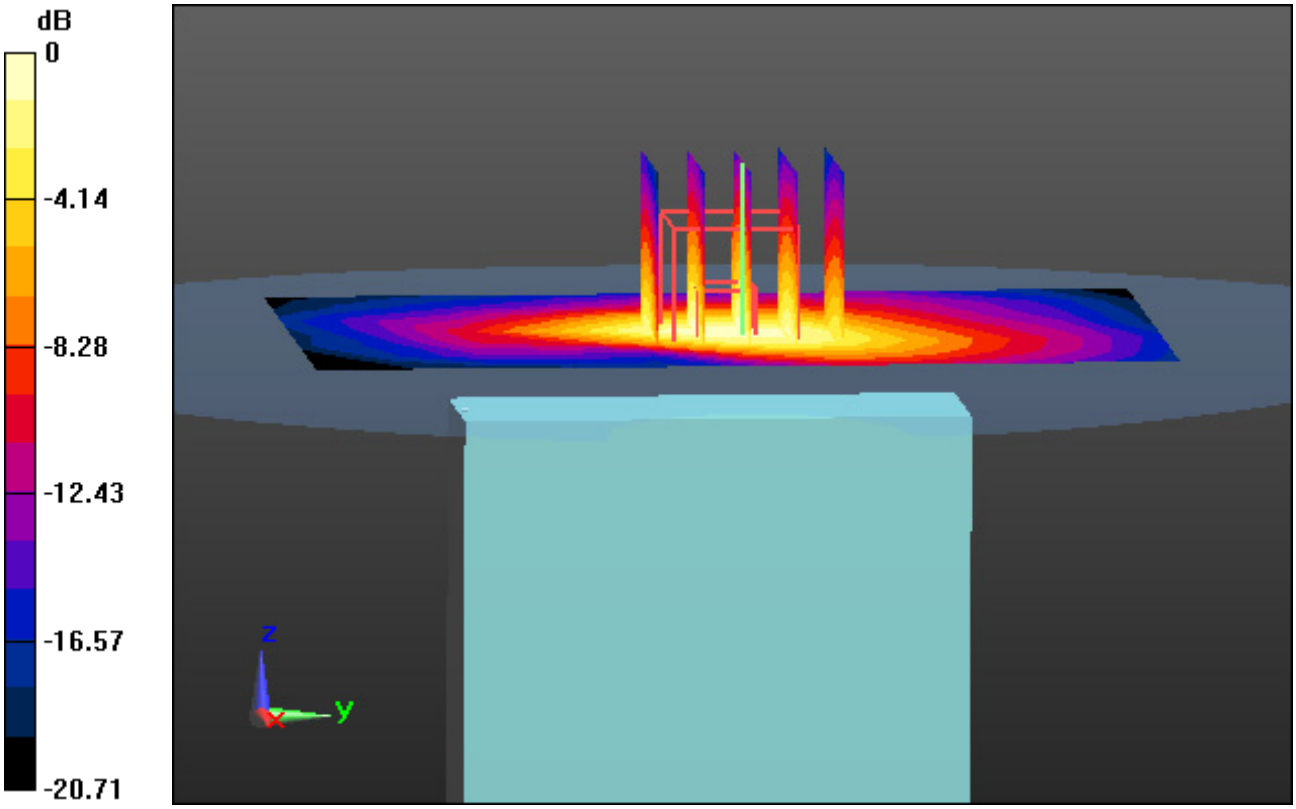

0 dB = 0.325 W/kg

DT&C Co., Ltd.

DUT: EF501R; Type: PDA

Communication System: UID 0, 2.4 GHz W-LAN (0); Frequency: 2462 MHz;Duty Cycle: 1:1
Medium parameters used: f = 2462 MHz; σ = 1.969 S/m; ε_r = 54.486; ρ = 1000 kg/m^3
Phantom section: Flat Section

DASY5 Configuration:
Probe: EX3DV4 - SN3933; ConvF(7.75, 7.75, 7.75); Calibrated: 9/25/2018; Electronics: DAE4 Sn1396
Sensor-Surface: 2mm (Mechanical Surface Detection)
Phantom: SAM with CRP_2016_07_22_middle; Type: QD000P40CD; Serial: TP:1786
Measurement SW: DASY52, Version 52.8 (8); SEMCAD X Version 14.6.10 (7331)

Test Date: 2019-01-15; Ambient Temp: 21.1; Tissue Temp: 22.1

1 cm space from Body, Right, WLAN(802.11b) Ch. 11, Ant Internal

Area Scan (9x18x1): Measurement grid: dx=12mm, dy=12mm
Zoom Scan (7x7x7)/Cube 0: Measurement grid: dx=5mm, dy=5mm, dz=5mm
Power Drift = -0.04 dB
Peak SAR (extrapolated) = 0.0990 W/kg
SAR(1 g) = 0.053 W/kg; SAR(10 g) = 0.027 W/kg

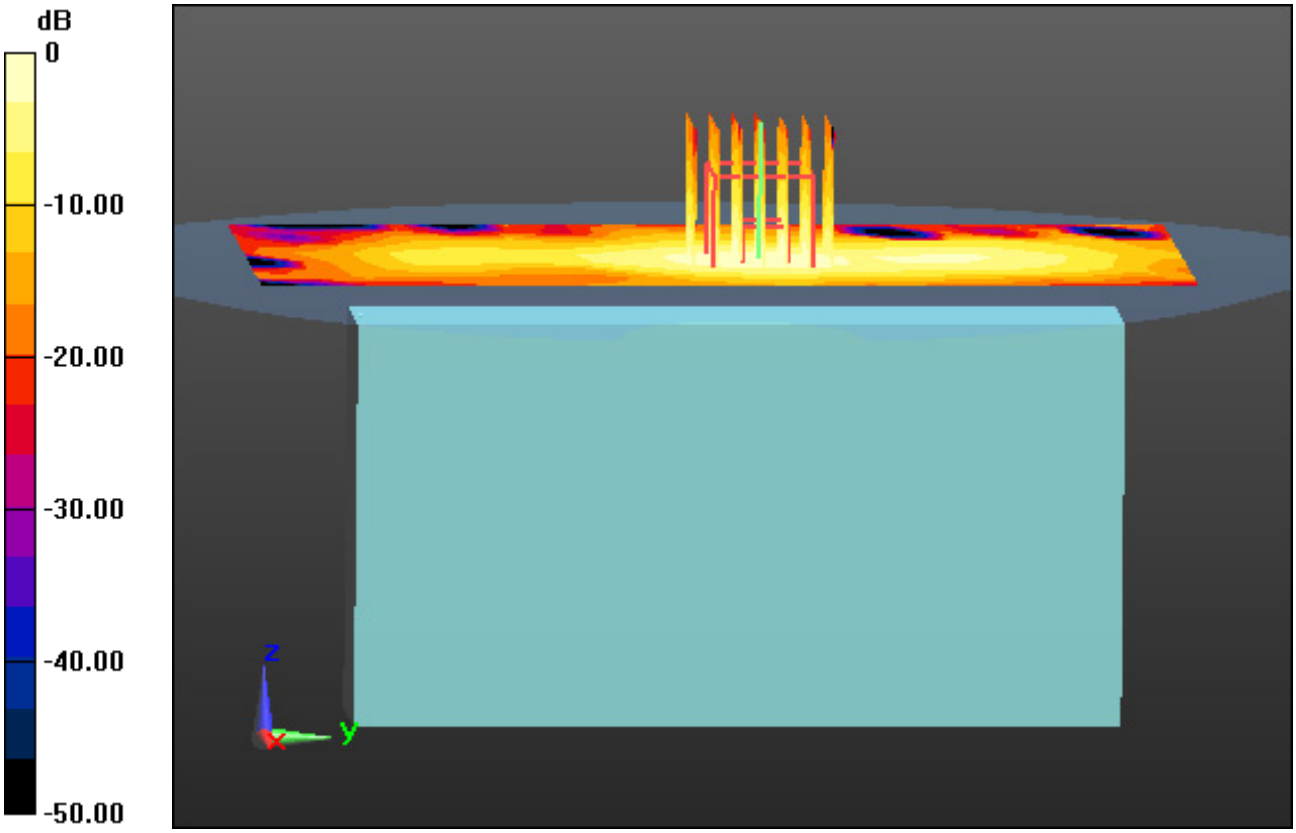

0 dB = 0.0765 W/kg

DT&C Co., Ltd.

DUT: EF501R; Type: PDA

Communication System: UID 0, W-LAN_5 GHz(FCC) (0); Frequency: 5260 MHz;Duty Cycle: 1:1
Medium parameters used: f = 5260 MHz; σ = 5.324 S/m; ε_r = 48.377; ρ = 1000 kg/m^3
Phantom section: Flat Section

DASY5 Configuration:
Probe: EX3DV4 - SN3933; ConvF(4.51, 4.51, 4.51); Calibrated: 9/25/2018; Electronics: DAE4 Sn1396
Sensor-Surface: 1.4mm (Mechanical Surface Detection)
Phantom: SAM with CRP_2016_07_22_middle; Type: QD000P40CD; Serial: TP:1786
Measurement SW: DASY52, Version 52.8 (8); SEMCAD X Version 14.6.10 (7331)

Test Date: 2019-01-16; Ambient Temp: 21.5; Tissue Temp: 22.0

Touch from Body, Right, WLAN(802.11a) Ch. 52, Ant Internal

Area Scan (11x22x1): Measurement grid: dx=10mm, dy=10mm
Zoom Scan (8x8x7)/Cube 0: Measurement grid: dx=4mm, dy=4mm, dz=1.4mm, Graded Ratio: 1.4
Power Drift = -0.03 dB
Peak SAR (extrapolated) = 2.46 W/kg
SAR(1 g) = 0.565 W/kg; SAR(10 g) = 0.163 W/kg

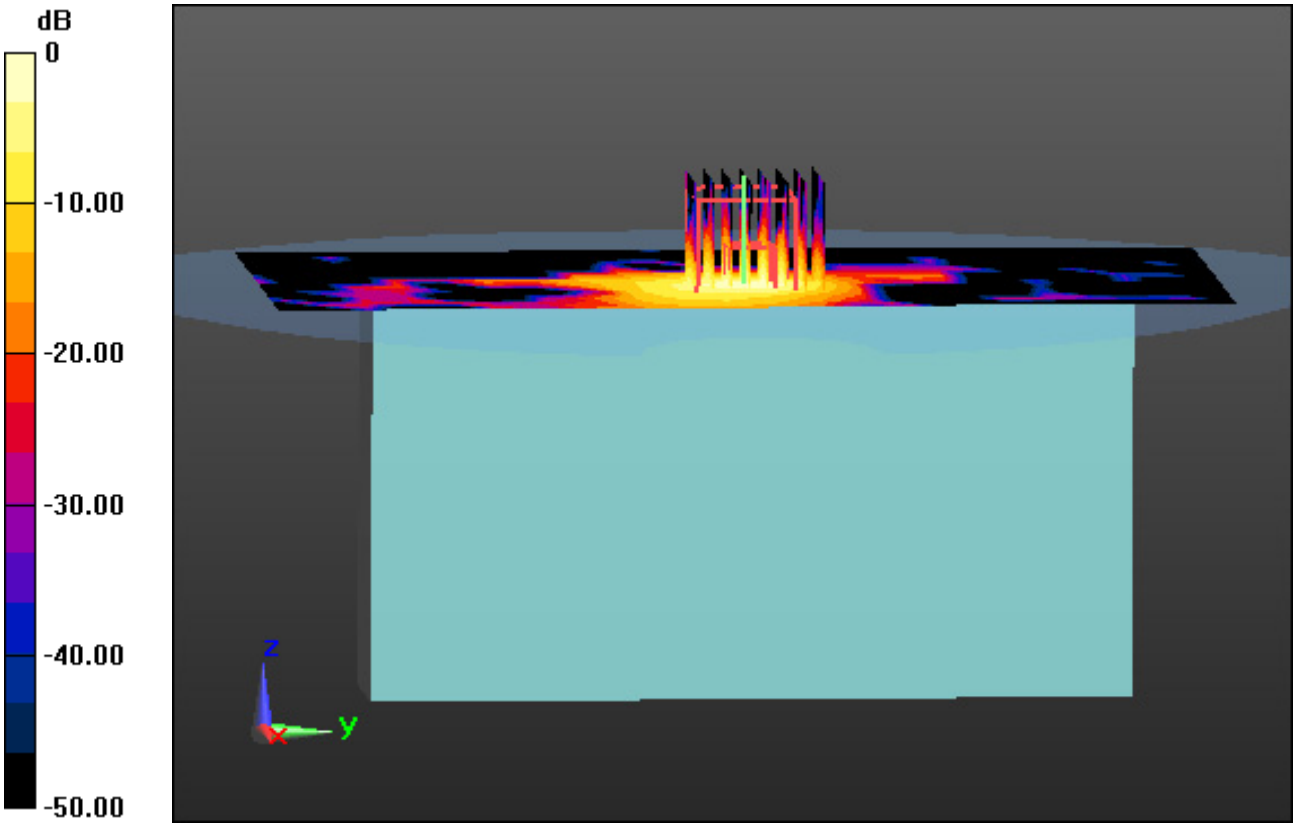

0 dB = 1.37 W/kg

DT&C Co., Ltd.

DUT: EF501R; Type: PDA

Communication System: UID 0, W-LAN_5 GHz(FCC) (0); Frequency: 5500 MHz;Duty Cycle: 1:1
Medium parameters used: f = 5500 MHz; σ = 5.566 S/m; ε_r = 47.733; ρ = 1000 kg/m^3
Phantom section: Flat Section

DASY5 Configuration:
Probe: EX3DV4 - SN3933; ConvF(4.14, 4.14, 4.14); Calibrated: 9/25/2018; Electronics: DAE4 Sn1396
Sensor-Surface: 1.4mm (Mechanical Surface Detection)
Phantom: SAM with CRP_2016_07_22_middle; Type: QD000P40CD; Serial: TP:1786
Measurement SW: DASY52, Version 52.8 (8); SEMCAD X Version 14.6.10 (7331)

Test Date: 2019-01-17; Ambient Temp: 21.0; Tissue Temp: 21.8

Touch from Body, Right, WLAN(802.11a) Ch. 100, Ant Internal

Area Scan (11x22x1): Measurement grid: dx=10mm, dy=10mm
Zoom Scan (8x8x7)/Cube 0: Measurement grid: dx=4mm, dy=4mm, dz=1.4mm, Graded Ratio: 1.4
Power Drift = -0.00 dB
Peak SAR (extrapolated) = 4.31 W/kg
SAR(1 g) = 0.978 W/kg; SAR(10 g) = 0.268 W/kg

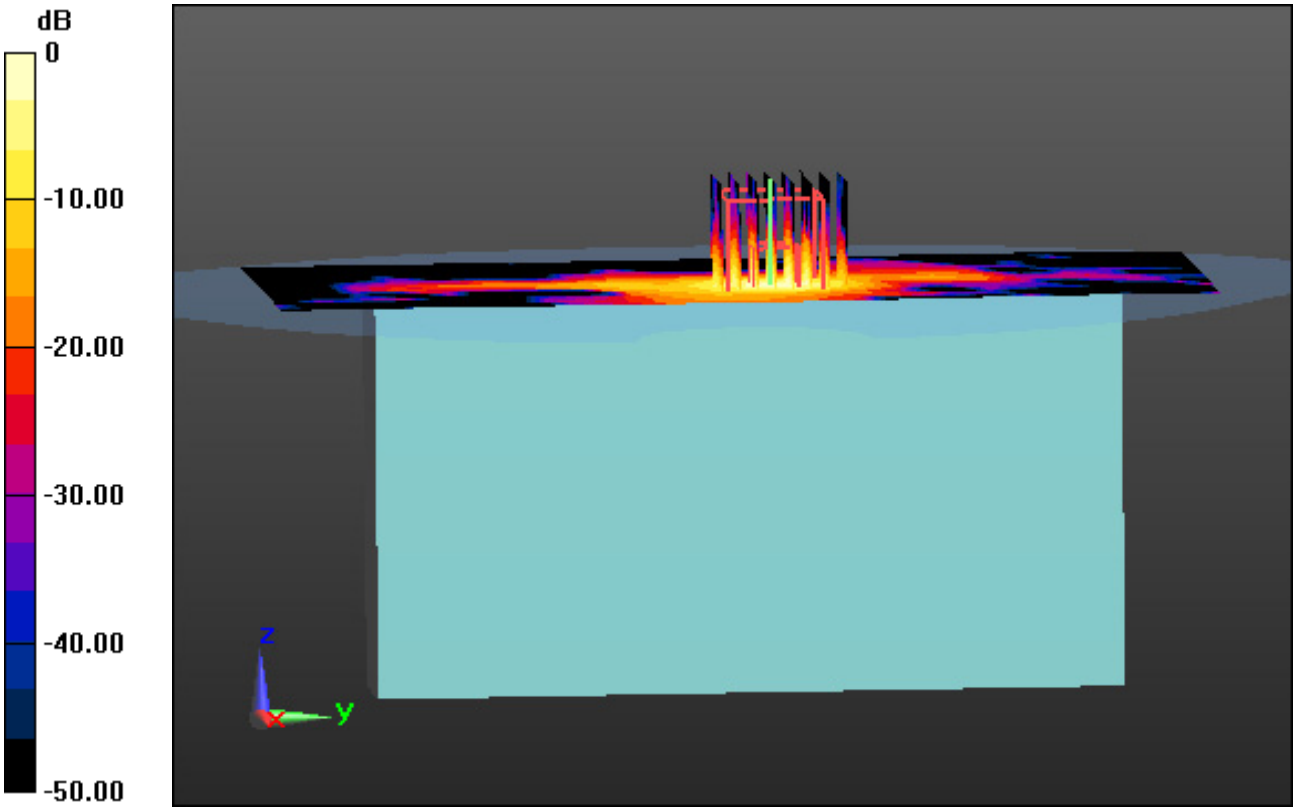

0 dB = 2.53 W/kg

DT&C Co., Ltd.

DUT: EF501R; Type: PDA

Communication System: UID 0, W-LAN_5 GHz(FCC) (0); Frequency: 5745 MHz;Duty Cycle: 1:1
Medium parameters used: f = 5745 MHz; σ = 6.156 S/m; ε_r = 46.755; ρ = 1000 kg/m^3
Phantom section: Flat Section

DASY5 Configuration:
Probe: EX3DV4 - SN3933; ConvF(4.1, 4.1, 4.1); Calibrated: 9/25/2018; Electronics: DAE4 Sn1396
Sensor-Surface: 1.4mm (Mechanical Surface Detection)
Phantom: SAM with CRP_2016_07_22_middle; Type: QD000P40CD; Serial: TP:1786
Measurement SW: DASY52, Version 52.8 (8); SEMCAD X Version 14.6.10 (7331)

Test Date: 2019-01-18; Ambient Temp: 21.3; Tissue Temp: 22.0

Touch from Body, Right, WLAN(802.11a) Ch. 149, Ant Internal

Area Scan (11x22x1): Measurement grid: dx=10mm, dy=10mm
Zoom Scan (8x8x7)/Cube 0: Measurement grid: dx=4mm, dy=4mm, dz=1.4mm, Graded Ratio: 1.4
Power Drift = -0.13 dB
Peak SAR (extrapolated) = 2.28 W/kg
SAR(1 g) = 0.517 W/kg; SAR(10 g) = 0.137 W/kg

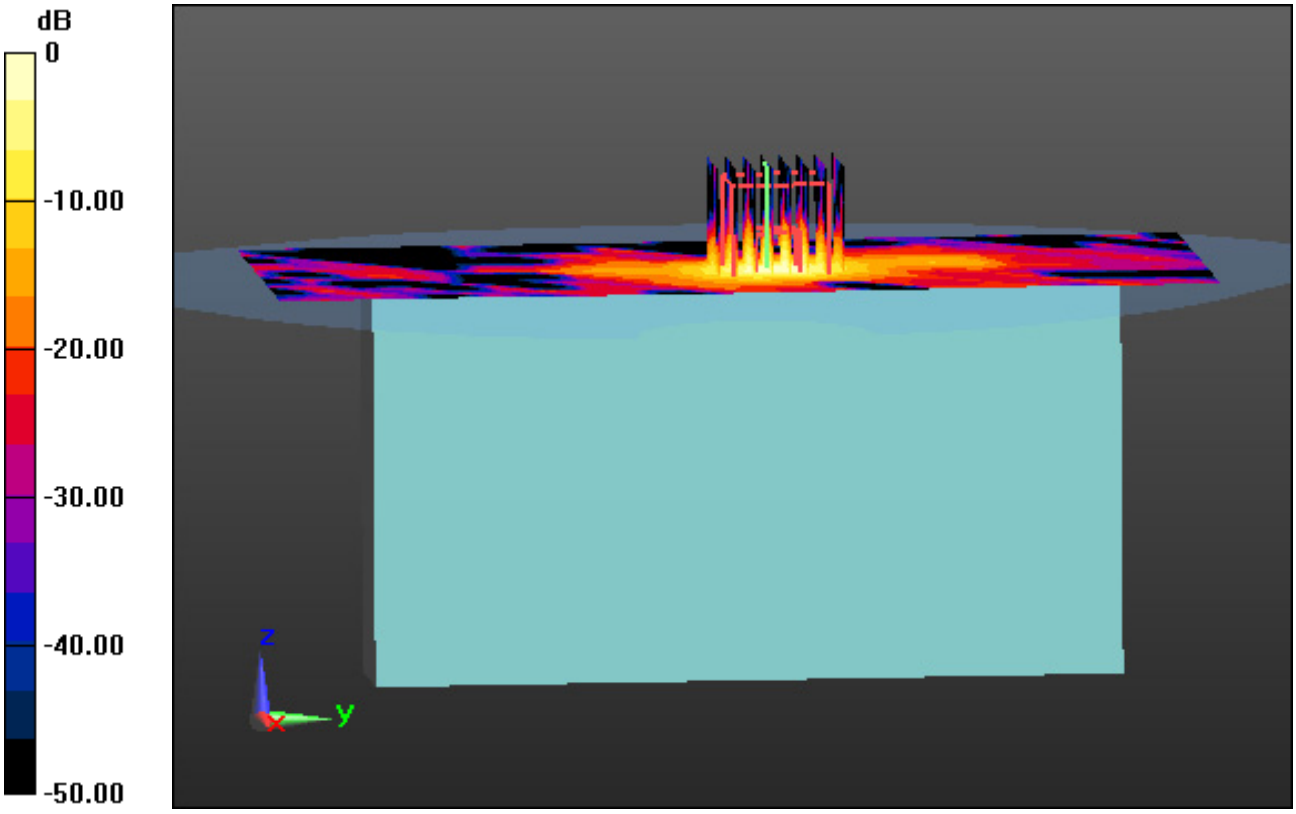

0 dB = 1.31 W/kg