MIMO Antenna 9_802.11ax (HE40)

Spectrum Plot	
CH 3	CH 43
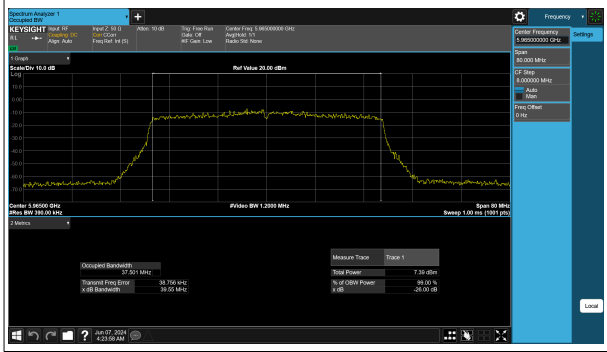	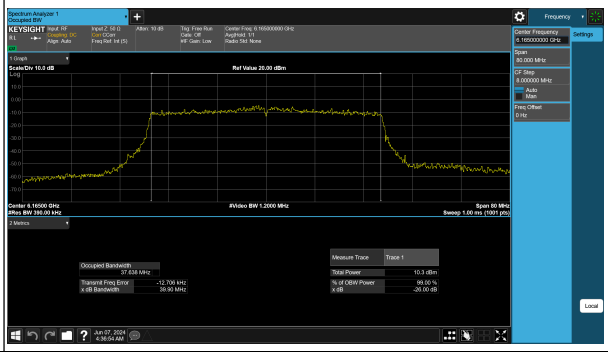
CH 91	CH 99
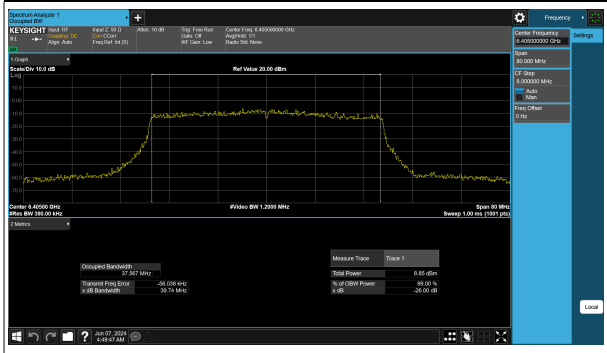	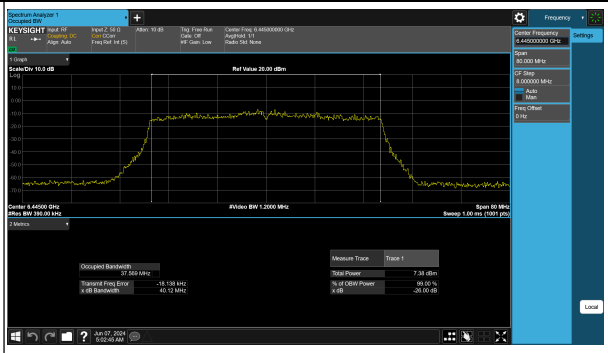
CH 107	CH 115
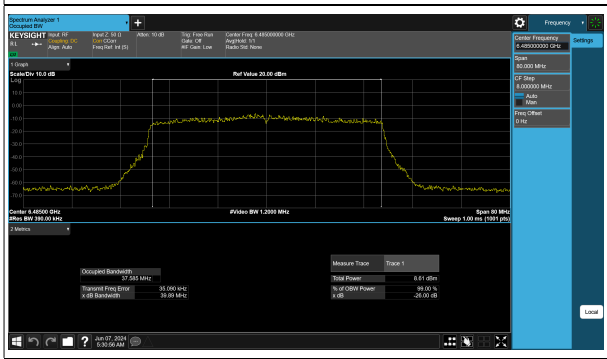	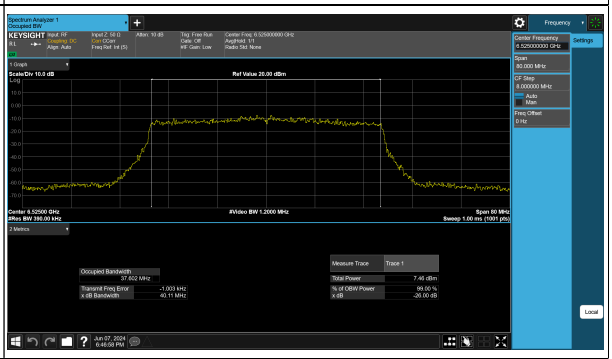
CH 123	CH 155
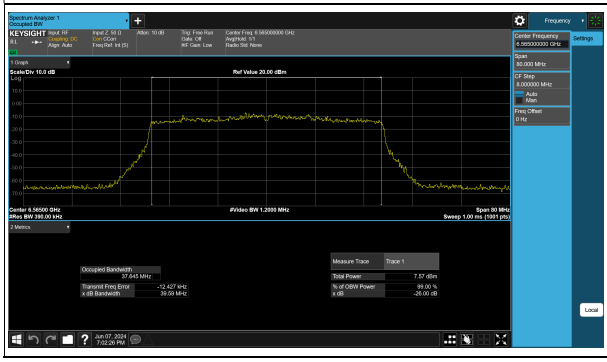	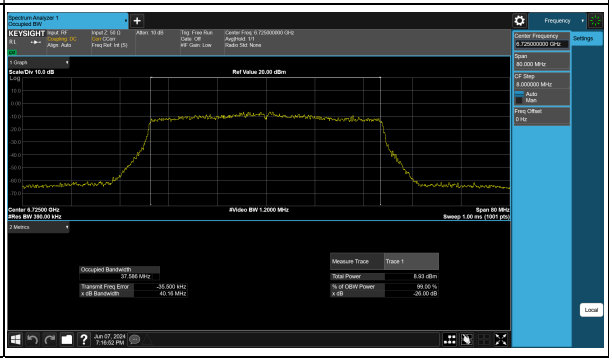

CH 179	CH 187
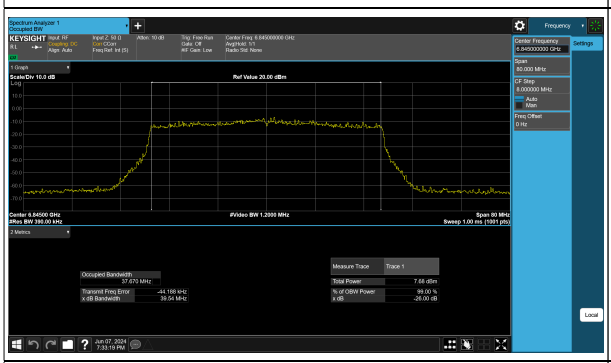	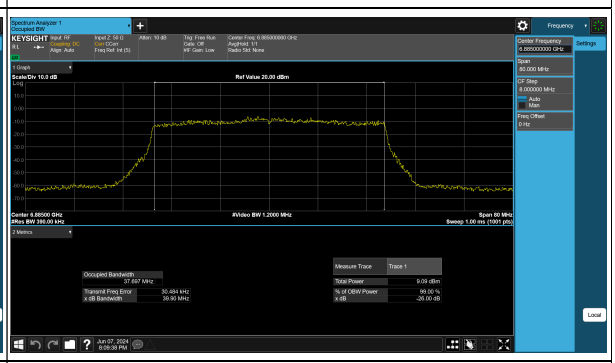
CH 211	**CH 227**
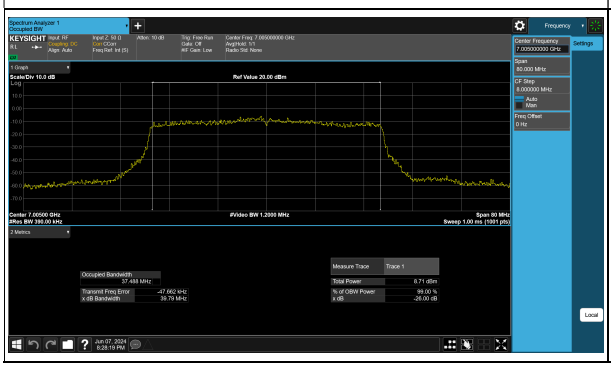	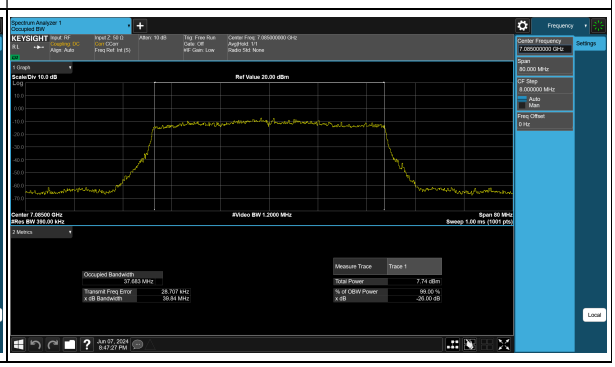

MIMO Antenna 9_802.11ax (HE80)

Spectrum Plot	
CH 7	CH 39
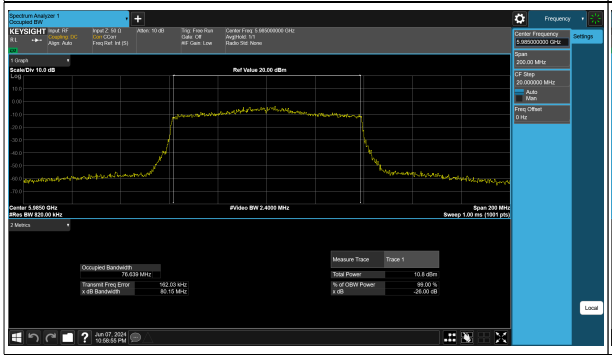	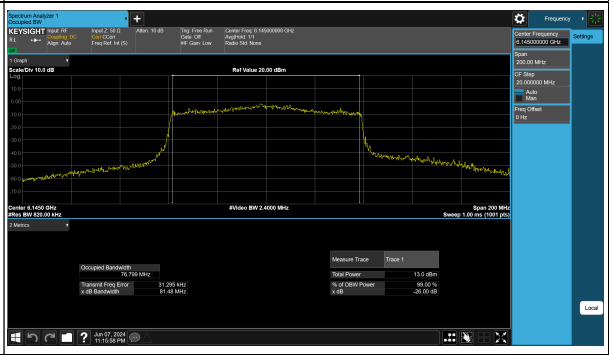
CH 87	CH 103

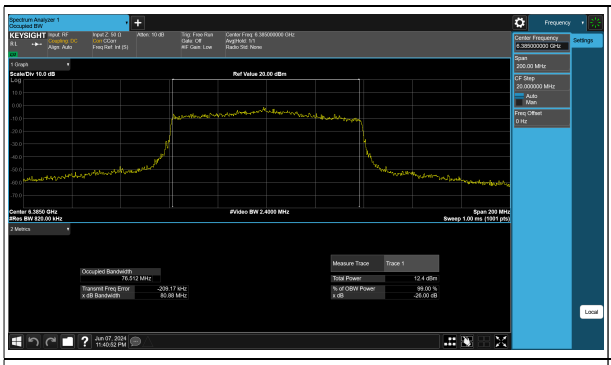

CH 119

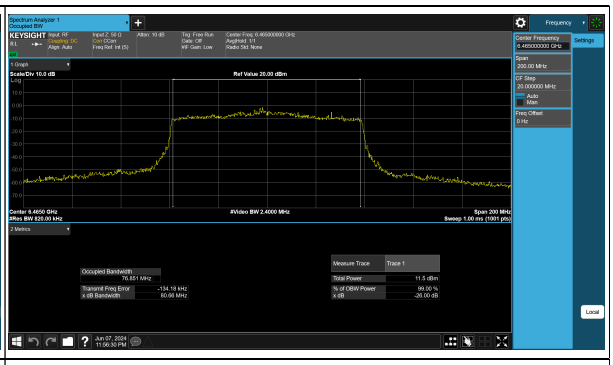

CH 135

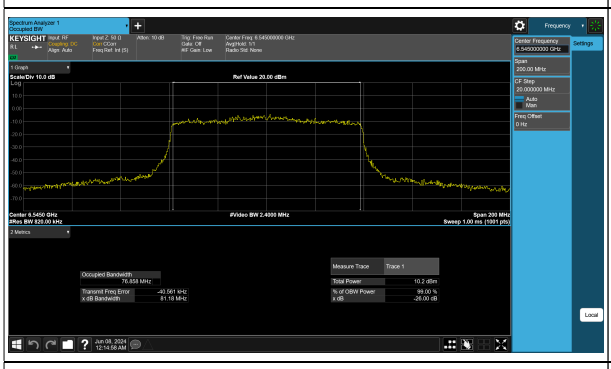

CH 151

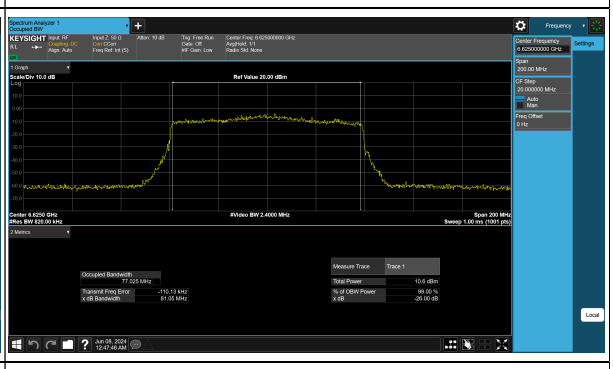

CH 167

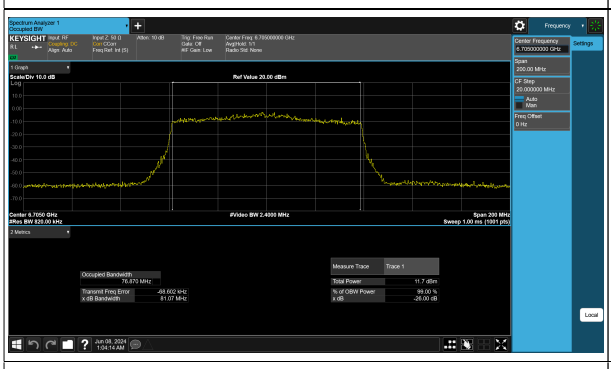

CH 183

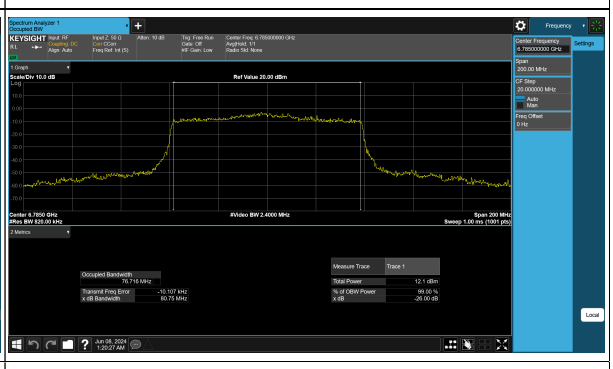

CH 199

CH 215

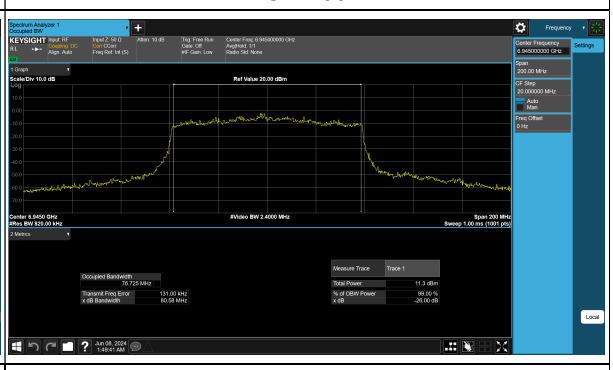

MIMO Antenna 9_802.11ax (HE160)

Spectrum Plot	
CH 15	CH 47
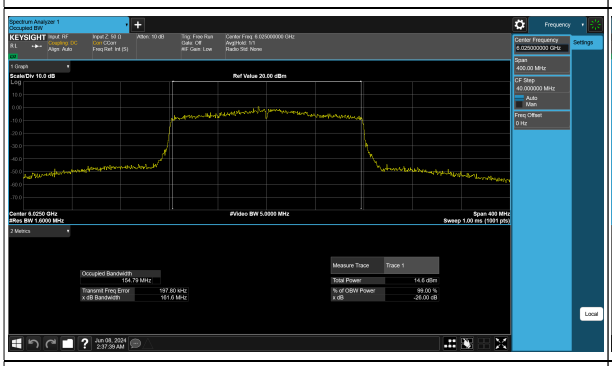	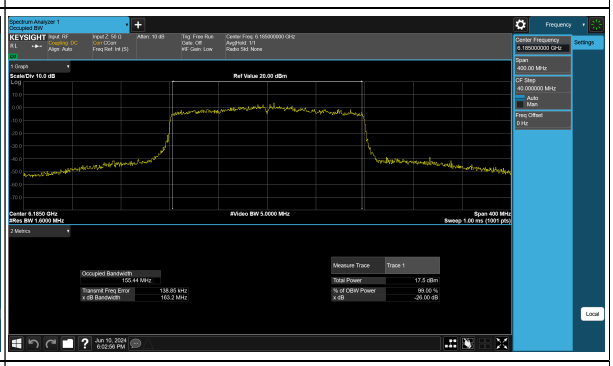
CH 79	CH 111
	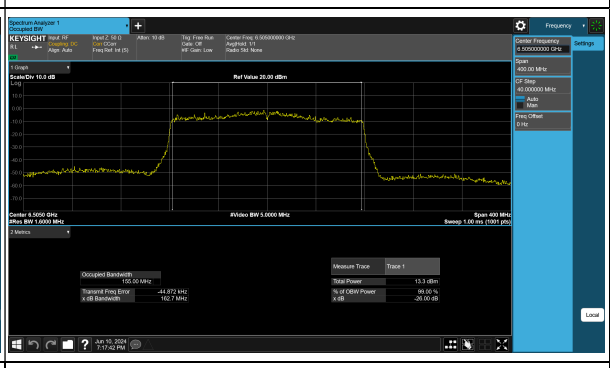
CH 143	CH 175

KEYSIGHT
Ref Value 20.00 dBm
Scale/Div 10.0 dB
Center 6.6950 GHz
#Res BW 1.0000 MHz
#Video BW 5.0000 MHz
Span 400 MHz
Sweep 1.00 ms (1001 pts)
Occupied Bandwidth
152.15 MHz
Transmit Freq Error
-225.11 kHz
x dB Bandwidth
162.0 MHz
Measure Trace
Trace 1
Total Power
13.2 dBm
% of OBW Power
99.00 %
x dB
-26.00 dB

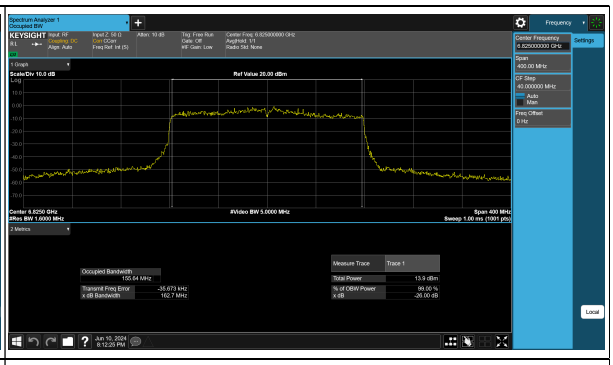
KEYSIGHT
Ref Value 20.00 dBm
Scale/Div 10.0 dB
Center 6.8250 GHz
#Res BW 1.0000 MHz
#Video BW 5.0000 MHz
Span 400 MHz
Sweep 1.00 ms (1001 pts)
Occupied Bandwidth
152.44 MHz
Transmit Freq Error
-35.673 kHz
x dB Bandwidth
162.7 MHz
Measure Trace
Trace 1
Total Power
13.9 dBm
% of OBW Power
99.00 %
x dB
-26.00 dB

CH 207

KEYSIGHT
Ref Value 20.00 dBm
Scale/Div 10.0 dB
Center 6.9850 GHz
#Res BW 1.0000 MHz
#Video BW 5.0000 MHz
Span 400 MHz
Sweep 1.00 ms (1001 pts)
Occupied Bandwidth
152.10 MHz
Transmit Freq Error
442.93 kHz
x dB Bandwidth
165.2 MHz
Measure Trace
Trace 1
Total Power
15.6 dBm
% of OBW Power
99.00 %
x dB
-26.00 dB

1.5 Peak Power Spectral Density Measurement

1.5.1 Limits of Peak Power Spectral Density Measurement

Operation Band	EUT Category	Limit
		Peak Power Density (EIRP)
U-NII-5 U-NII-6 U-NII-7 U-NII-8	Client Devices (controlled of an indoor AP)	-1 dBm/MHz
U-NII-5 U-NII-7	Client Devices (controlled of a Standard Power AP)	17 dBm/MHz

1.5.2 Test Setup

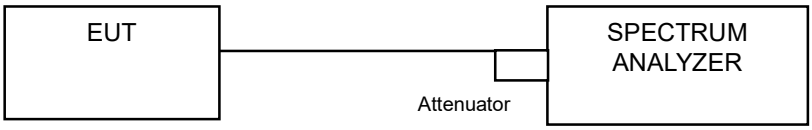

1.5.3 Test Procedures

The transmitter output was connected to the spectrum analyzer through an attenuator. The bandwidth of the fundamental frequency was measured by spectrum analyzer with resolution bandwidth in the range of 1% to 5% of the anticipated emission bandwidth, and a video bandwidth at least 3x the resolution bandwidth and set the detector to SAMPLE. The width of a frequency band such that, below the lower and above the upper frequency limits, the mean powers emitted are each equal to a specified percentage 0.5 %of the total mean power of a given emission.