Test Graphs

DH5-Ant1-Hop-PASS

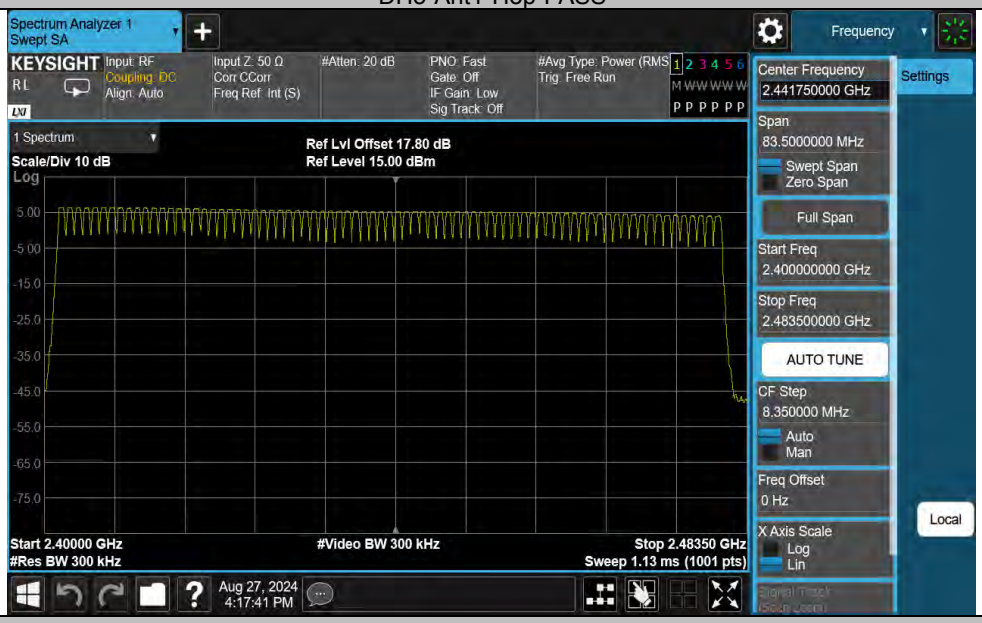

2DH5-Ant1-Hop-PASS

3DH5-Ant1-Hop-PASS

Appendix F: Band edge measurements

Test Result

TestMode	Antenna	ChName	Frequency[MHz]	RefLevel [dBm]	Result [dBm]	Limit [dBm]	Verdict
DH5	Ant1	Low	2402	5.74	-46.73	≤-14.26	PASS
DH5	Ant1	High	2480	3.30	-50.81	≤-16.7	PASS
DH5	Ant1	Low	Hop_2402	5.61	-44.87	≤-14.39	PASS
DH5	Ant1	High	Hop_2480	3.67	-50.71	≤-16.33	PASS
2DH5	Ant1	Low	2402	5.78	-46.8	≤-14.22	PASS
2DH5	Ant1	High	2480	2.45	-50.76	≤-17.55	PASS
2DH5	Ant1	Low	Hop_2402	4.66	-45.4	≤-15.34	PASS
2DH5	Ant1	High	Hop_2480	3.81	-50.63	≤-16.19	PASS
3DH5	Ant1	Low	2402	6.02	-47.1	≤-13.98	PASS
3DH5	Ant1	High	2480	3.20	-51.29	≤-16.8	PASS
3DH5	Ant1	Low	Hop_2402	3.87	-45.43	≤-16.13	PASS
3DH5	Ant1	High	Hop_2480	3.21	-50.49	≤-16.79	PASS

Test Graphs

DH5-Ant1-2402-PASS

DH5-Ant1-2480-PASS

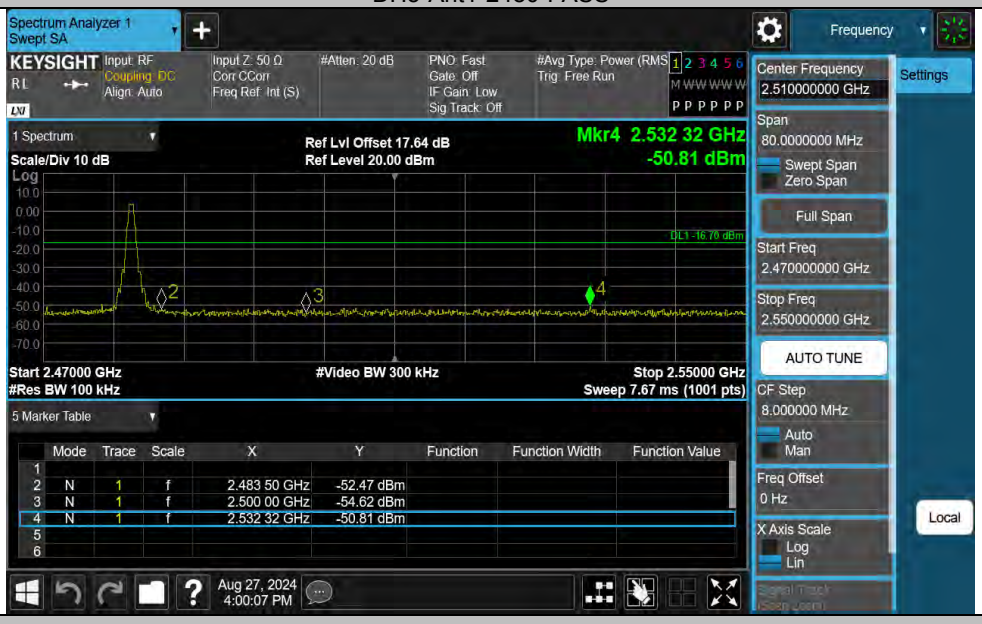

DH5-Ant1-Hop_2402-PASS

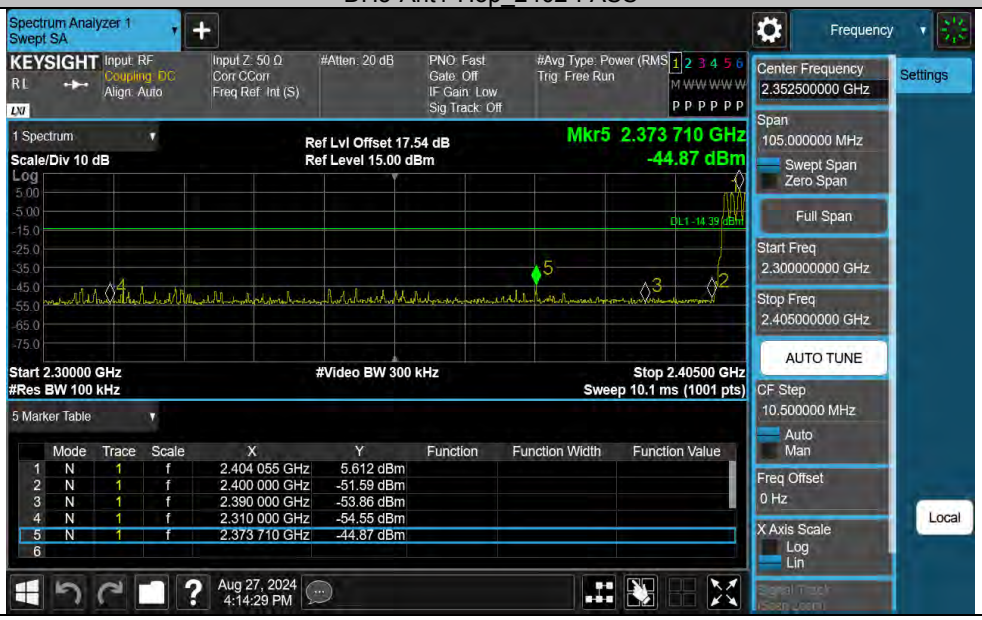

DH5-Ant1-Hop_2480-PASS

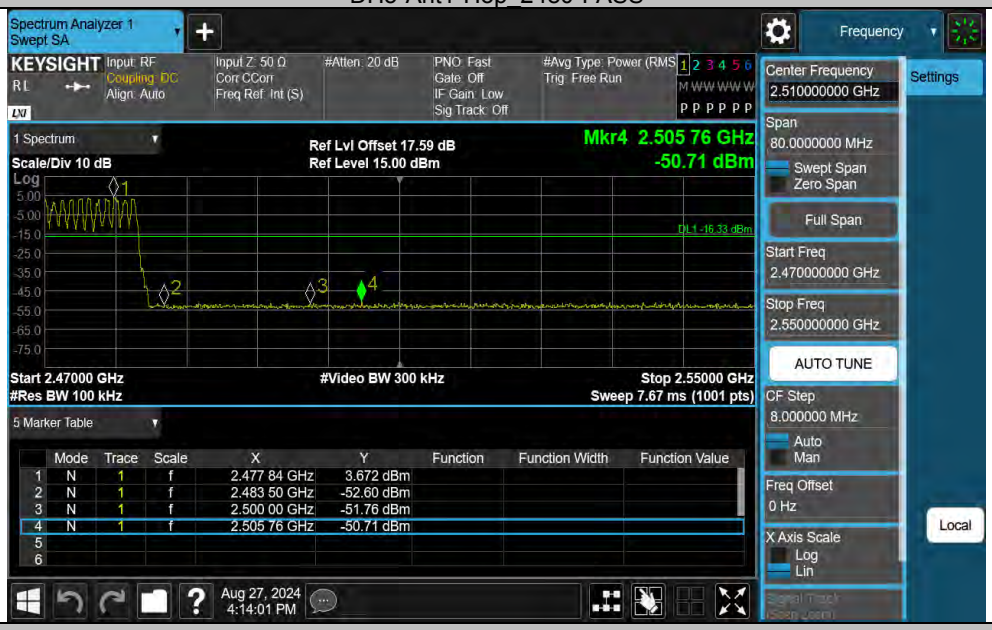

2DH5-Ant1-2402-PASS

2DH5-Ant1-2480-PASS

2DH5-Ant1-Hop_2402-PASS

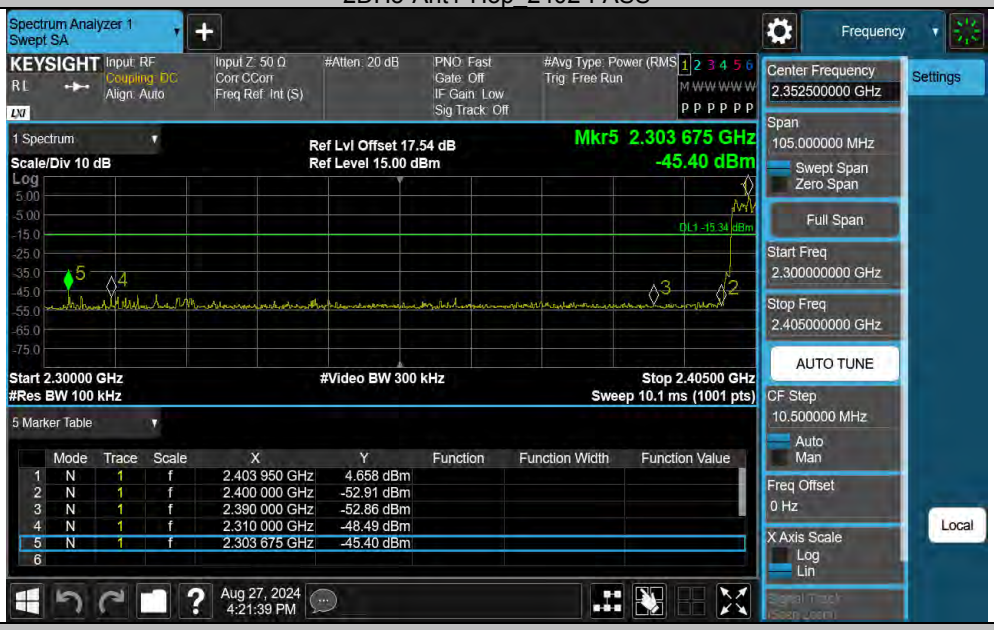

2DH5-Ant1-Hop_2480-PASS

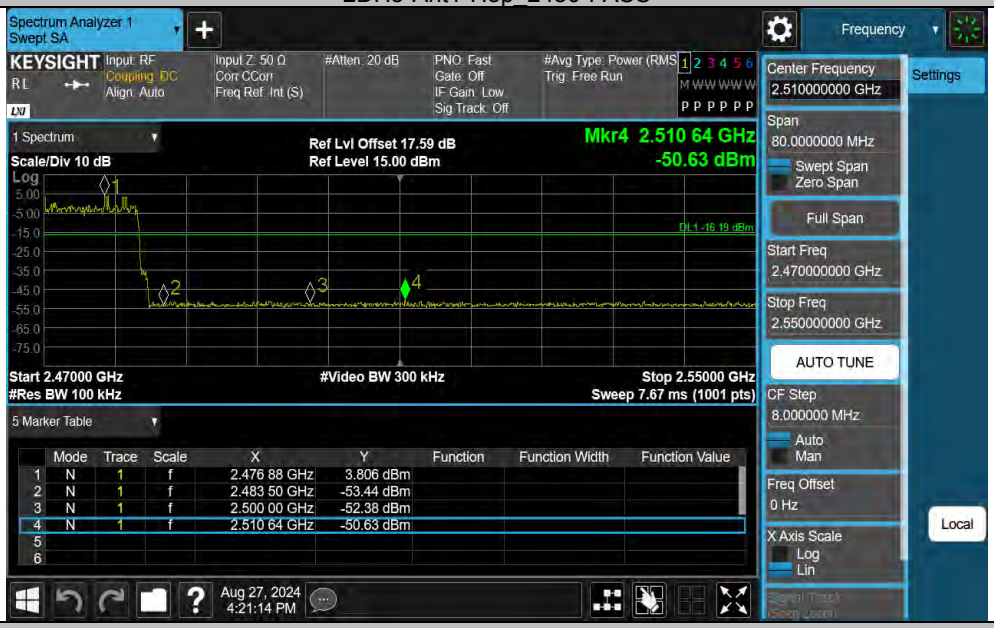

3DH5-Ant1-2402-PASS

3DH5-Ant1-2480-PASS

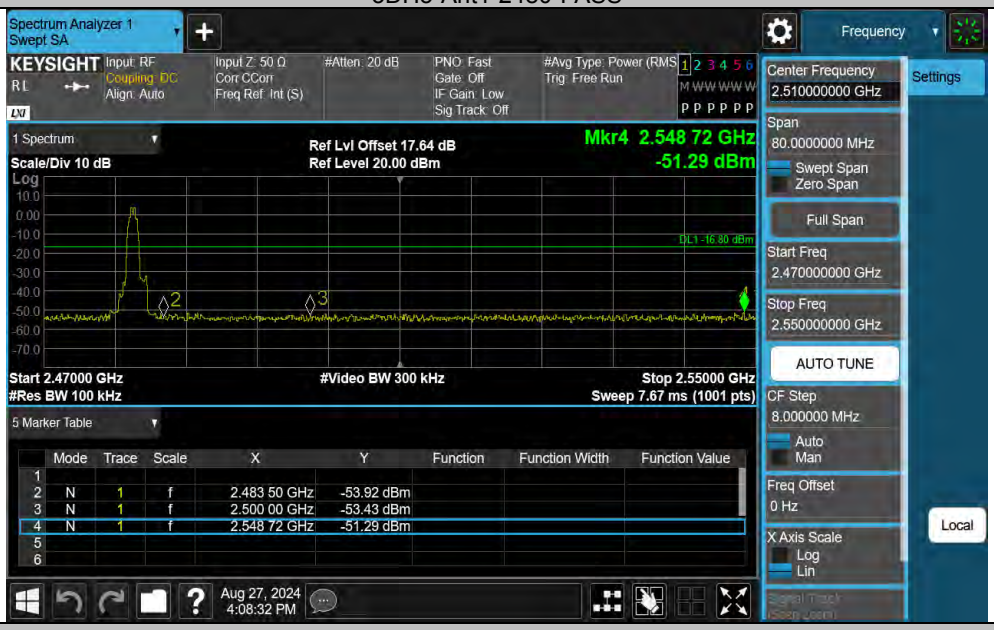

3DH5-Ant1-Hop_2402-PASS

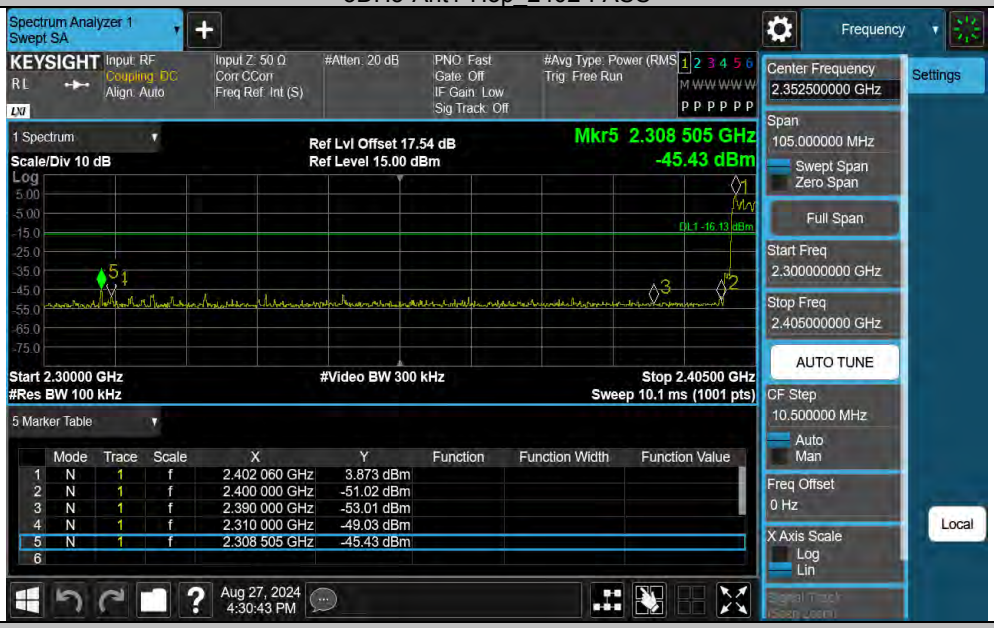

3DH5-Ant1-Hop_2480-PASS

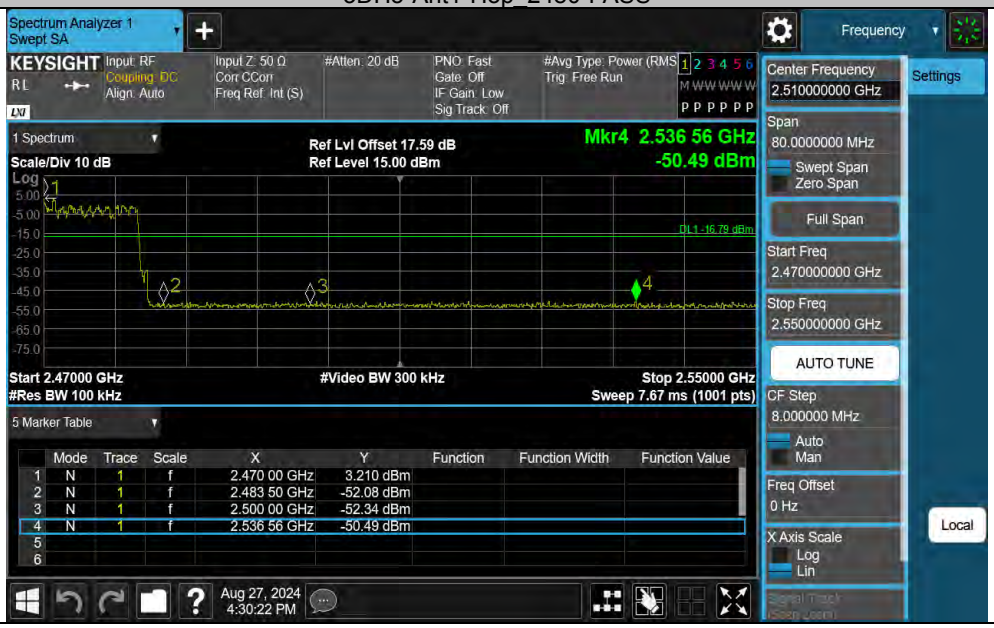

Appendix G: Conducted Spurious Emission

Test Result

TestMode	Antenna	Frequency[MHz]	FreqRange [MHz]	RefLevel [dBm]	Result [dBm]	Limit [dBm]	Verdict
DH5	Ant1	2402	30~26500	5.74	-43.15	≤-14.26	PASS
DH5	Ant1	2441	30~26500	4.75	-42.92	≤-15.25	PASS
DH5	Ant1	2480	30~26500	3.30	-43.52	≤-16.7	PASS
2DH5	Ant1	2402	30~26500	5.78	-42.73	≤-14.22	PASS
2DH5	Ant1	2441	30~26500	4.58	-43.15	≤-15.42	PASS
2DH5	Ant1	2480	30~26500	2.45	-42.97	≤-17.55	PASS
3DH5	Ant1	2402	30~26500	6.02	-43.06	≤-13.98	PASS
3DH5	Ant1	2441	30~26500	4.75	-43.94	≤-15.25	PASS
3DH5	Ant1	2480	30~26500	3.20	-43.36	≤-16.8	PASS

Test Graphs

DH5-Ant1-2402-30~26500-PASS

DH5-Ant1-2441-30~26500-PASS

DH5-Ant1-2480-30~26500-PASS

2DH5-Ant1-2402-30~26500-PASS

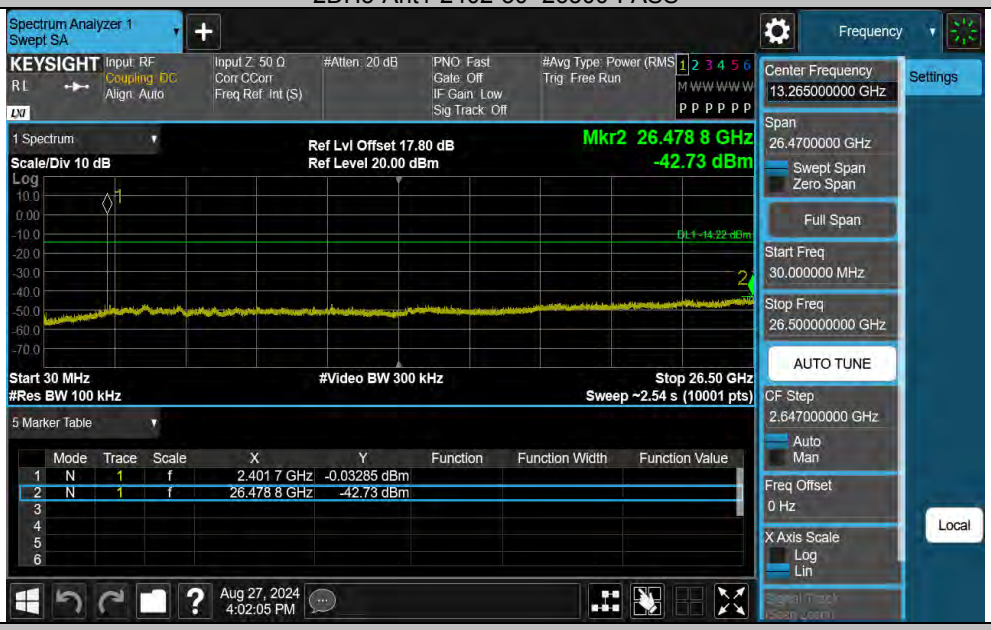

2DH5-Ant1-2441-30~26500-PASS

2DH5-Ant1-2480-30~26500-PASS

3DH5-Ant1-2402-30~26500-PASS

3DH5-Ant1-2441-30~26500-PASS

3DH5-Ant1-2480-30~26500-PASS

Appendix H: Reference level measurement

Test Result

TestMode	Antenna	Freq(MHz)	Max.Point[MHz]	Result[dBm]
DH5	Ant1	2402	2402.03	5.74
DH5	Ant1	2441	2440.87	4.75
DH5	Ant1	2480	2480.21	3.30
2DH5	Ant1	2402	2402.19	5.78
2DH5	Ant1	2441	2440.86	4.58
2DH5	Ant1	2480	2479.86	2.45
3DH5	Ant1	2402	2401.87	6.02
3DH5	Ant1	2441	2440.87	4.75
3DH5	Ant1	2480	2480.18	3.20

Test Graphs

DH5-Ant1-2402-PASS

DH5-Ant1-2441-PASS

DH5-Ant1-2480-PASS

2DH5-Ant1-2402-PASS

2DH5-Ant1-2441-PASS

2DH5-Ant1-2480-PASS

3DH5-Ant1-2402-PASS

3DH5-Ant1-2441-PASS

3DH5-Ant1-2480-PASS

14. TEST SETUP PHOTO

Conducted Test

Radiated Test (Below 1GHz)



Radiated Test (Above 1GHz)



15. EUT PHOTO

External Photos

M/N: Vegas

External Photos

M/N: Vegas

External Photos

M/N: Vegas

External Photos

M/N: Vegas



External Photos

M/N: Vegas

Internal Photos

M/N: Vegas

Internal Photos

M/N: Vegas



Internal Photos

M/N: Vegas

Internal Photos

M/N: Vegas



Internal Photos

M/N: Vegas





Internal Photos

M/N: Vegas

Internal Photos

M/N: Vegas





Internal Photos

M/N: Vegas





Internal Photos

M/N: Vegas





Internal Photos

M/N: Vegas





Internal Photos

M/N: Vegas



Internal Photos

M/N: Vegas





Internal Photos

M/N: Vegas



Internal Photos

M/N: Vegas





Internal Photos

M/N: Vegas



Internal Photos

M/N: Vegas

Internal Photos

M/N: Vegas



End of Test Report