| Test Mode | Channel | Verdict |
|---|---|---|
| 11G | MCH | PASS |

Pref test Plot

| MCH SPURIOUS EMISSION |
|---|
| 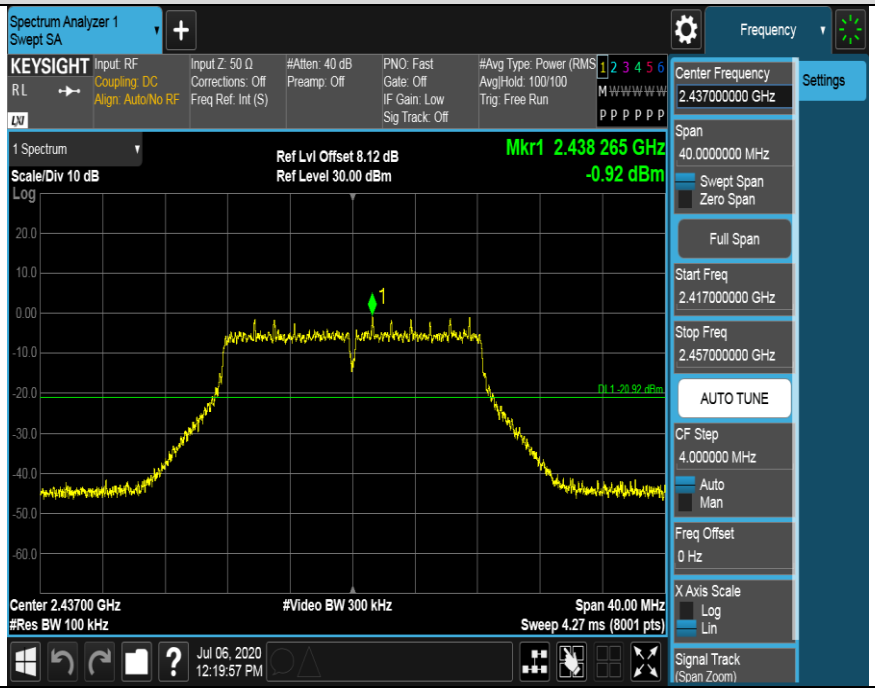 |




*This report shall not be reproduced except in full, without the written approval of UL-CCIC COMPANY LIMITED.*

Puw test Plot

MCH SPURIOUS EMISSION_30MHz~10GHz

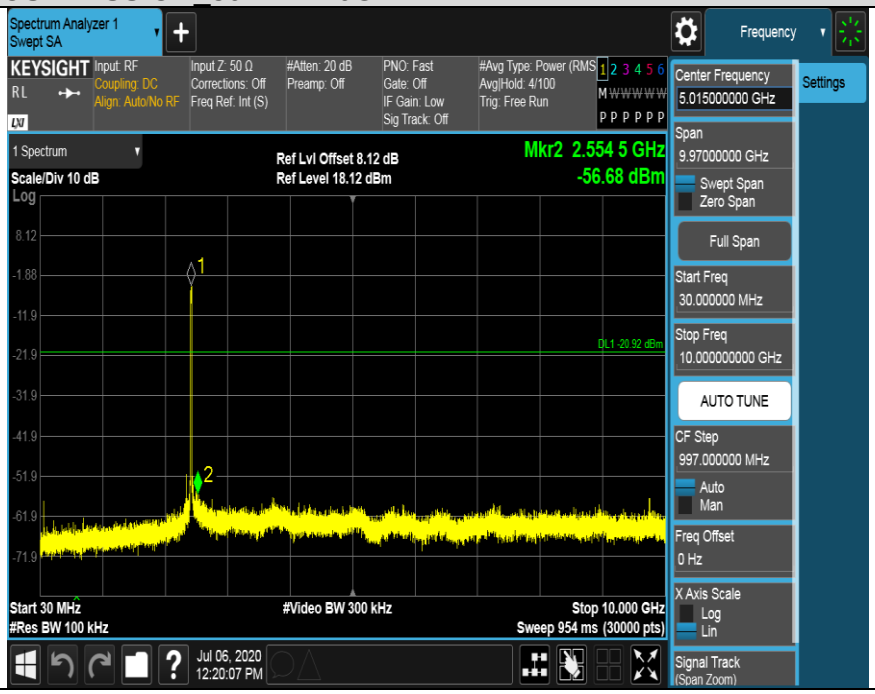


MCH SPURIOUS EMISSION_10GHz~26GHz

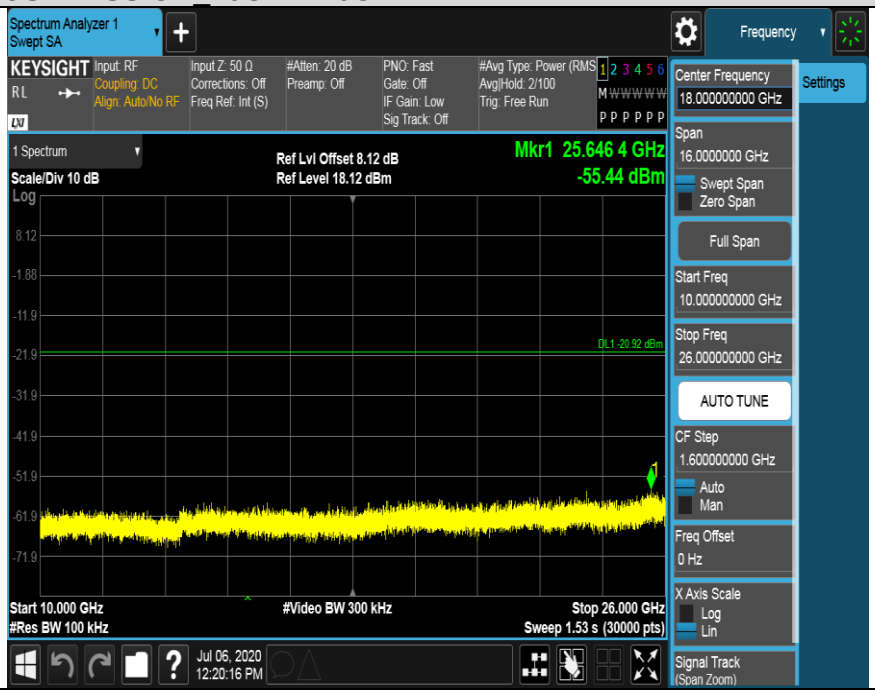



*This report shall not be reproduced except in full, without the written approval of UL-CCIC COMPANY LIMITED.*

| Test Mode | Channel | Verdict |
|---|---|---|
| 11G | HCH | PASS |

Pref test Plot

HCH SPURIOUS EMISSION

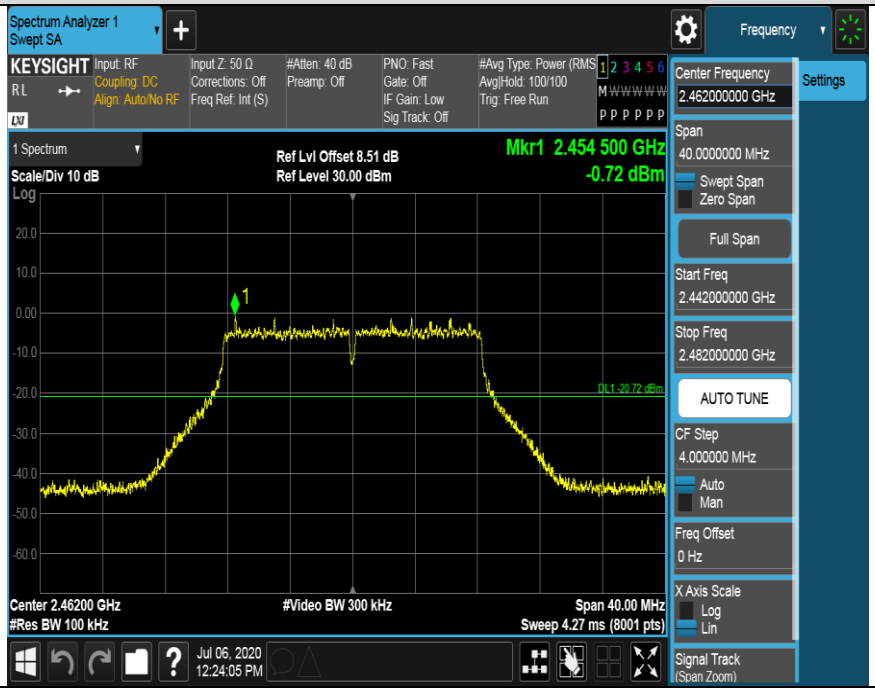



*This report shall not be reproduced except in full, without the written approval of UL-CCIC COMPANY LIMITED.*

Puw test Plot

HCH SPURIOUS EMISSION_30MHz~10GHz

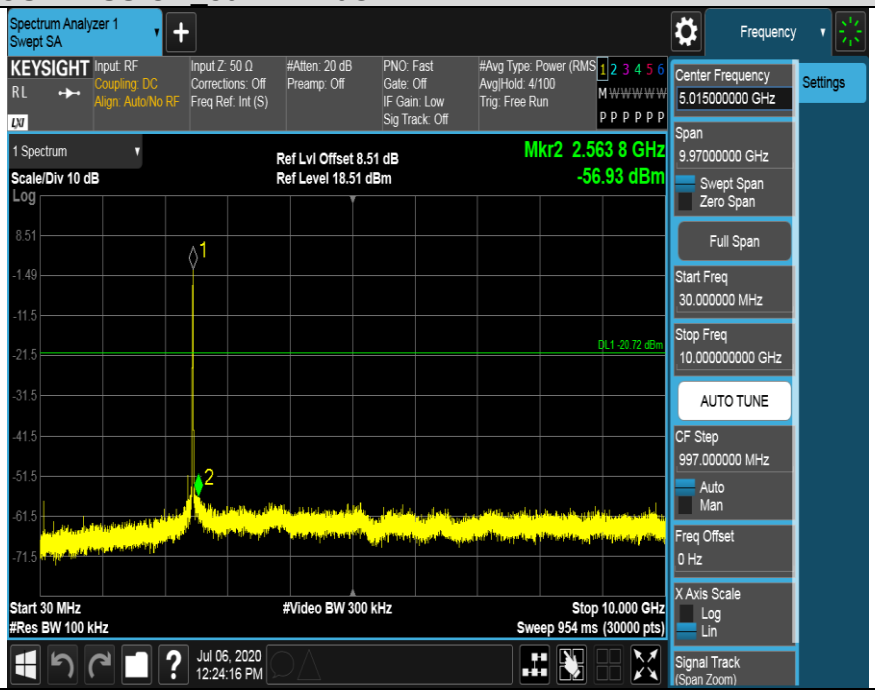


HCH SPURIOUS EMISSION_10GHz~26GHz

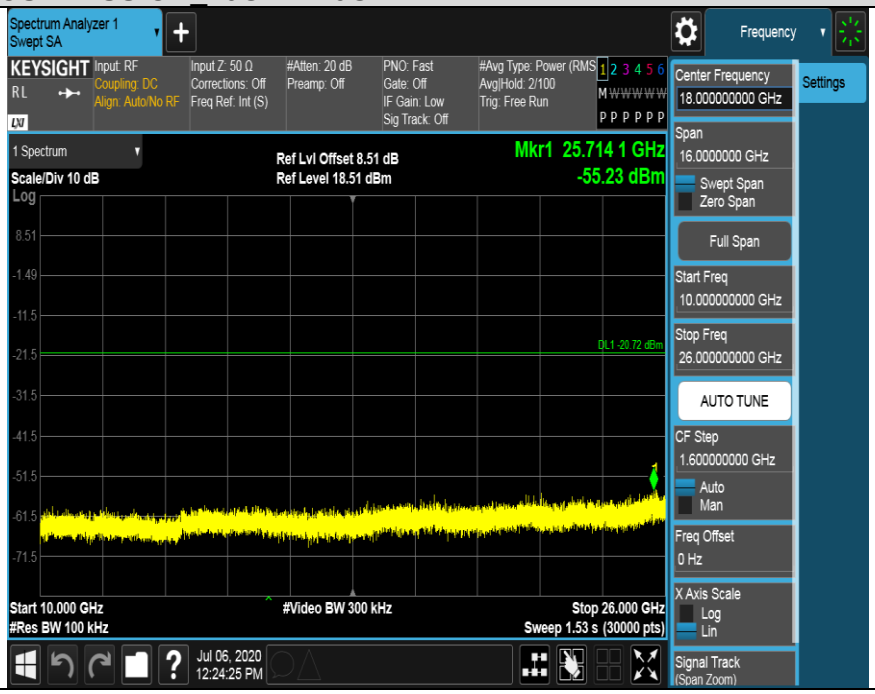



*This report shall not be reproduced except in full, without the written approval of UL-CCIC COMPANY LIMITED.*

| Test Mode | Channel | Verdict |
|---|---|---|
| 11N HT20 | LCH | PASS |

Pref test Plot

| LCH SPURIOUS EMISSION |
|---|
| 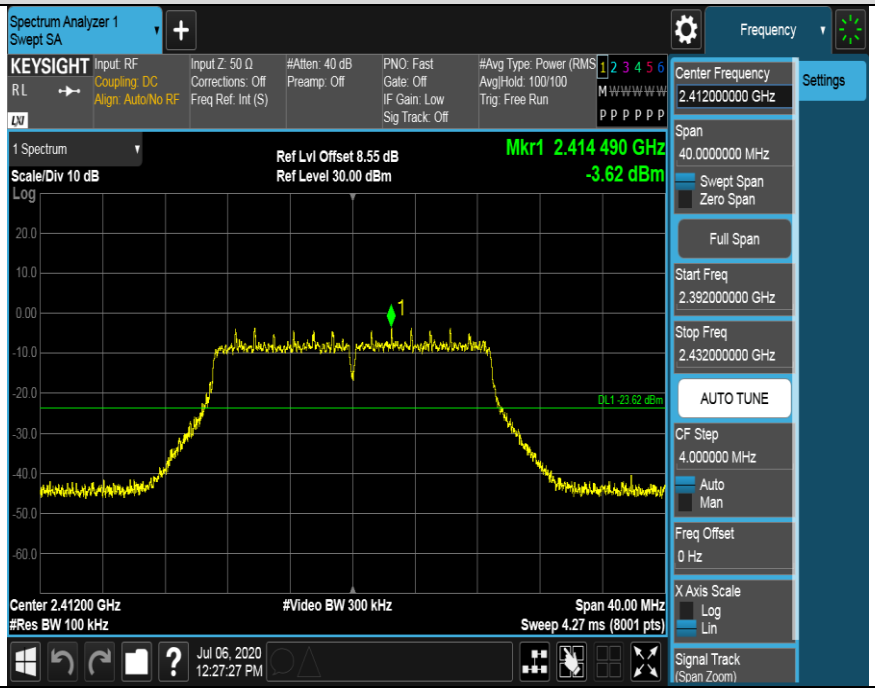 |




*This report shall not be reproduced except in full, without the written approval of UL-CCIC COMPANY LIMITED.*

Puw test Plot

LCH SPURIOUS EMISSION_30MHz~10GHz

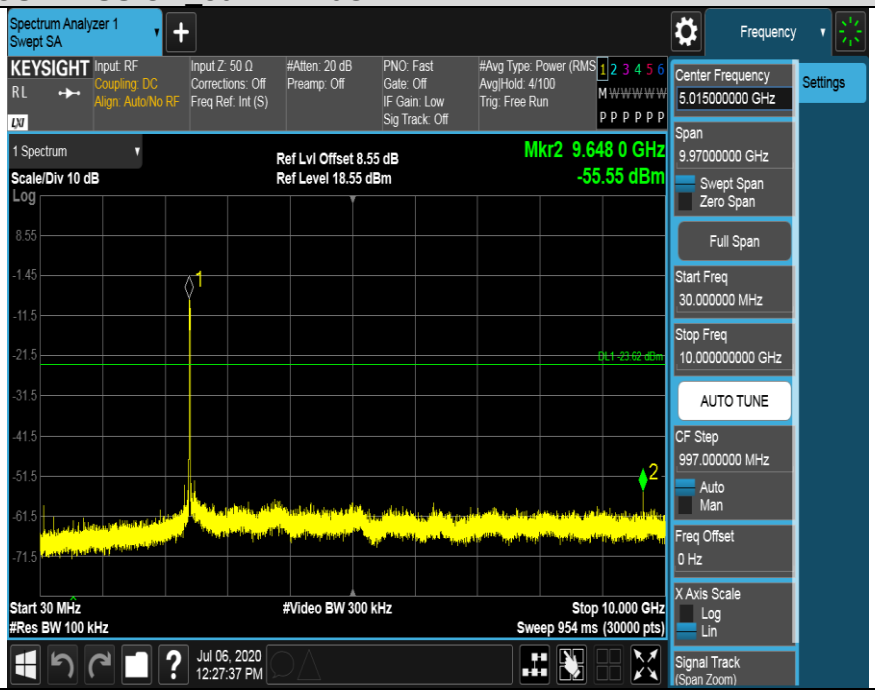


LCH SPURIOUS EMISSION_10GHz~26GHz

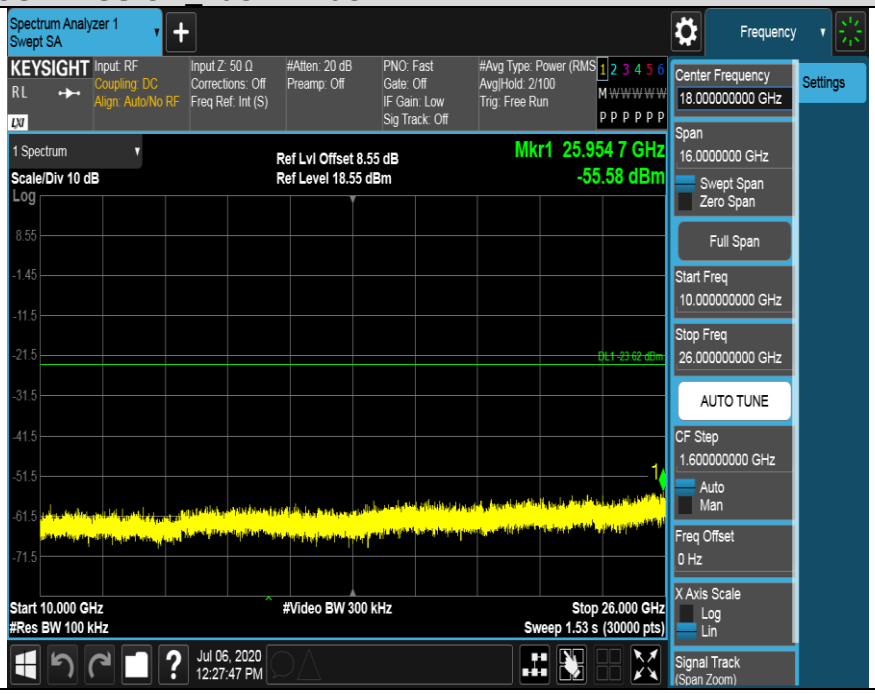



*This report shall not be reproduced except in full, without the written approval of UL-CCIC COMPANY LIMITED.*

| Test Mode | Channel | Verdict |
|---|---|---|
| 11N HT20 | MCH | PASS |

Pref test Plot

MCH SPURIOUS EMISSION

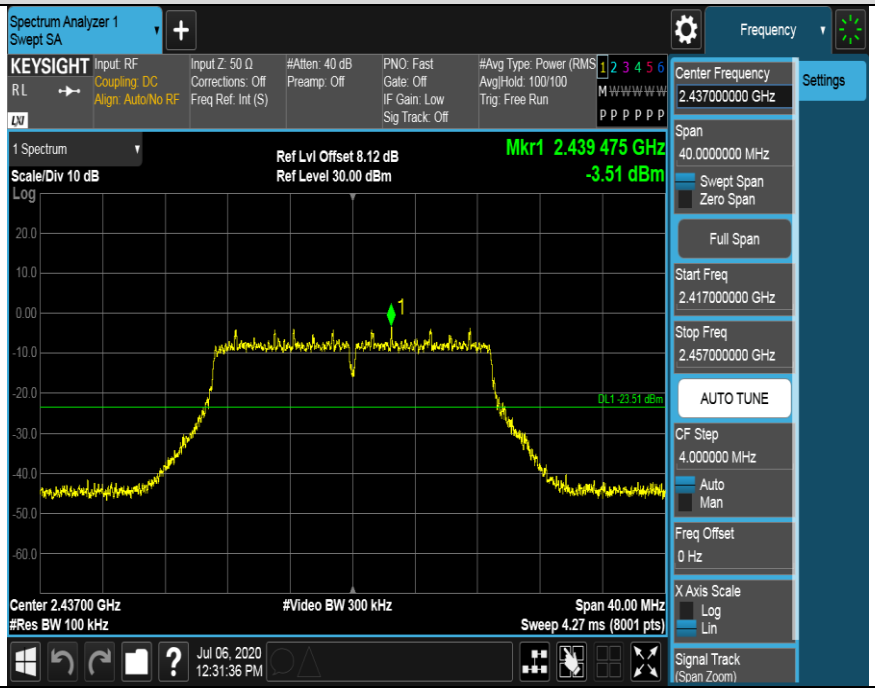



*This report shall not be reproduced except in full, without the written approval of UL-CCIC COMPANY LIMITED.*

Puw test Plot

MCH SPURIOUS EMISSION_30MHz~10GHz

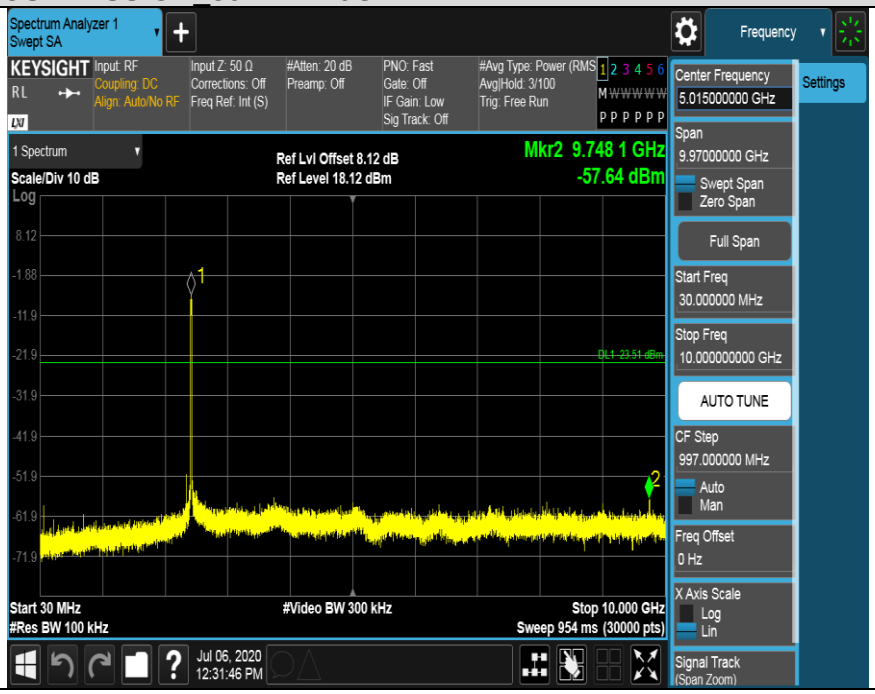


MCH SPURIOUS EMISSION_10GHz~26GHz

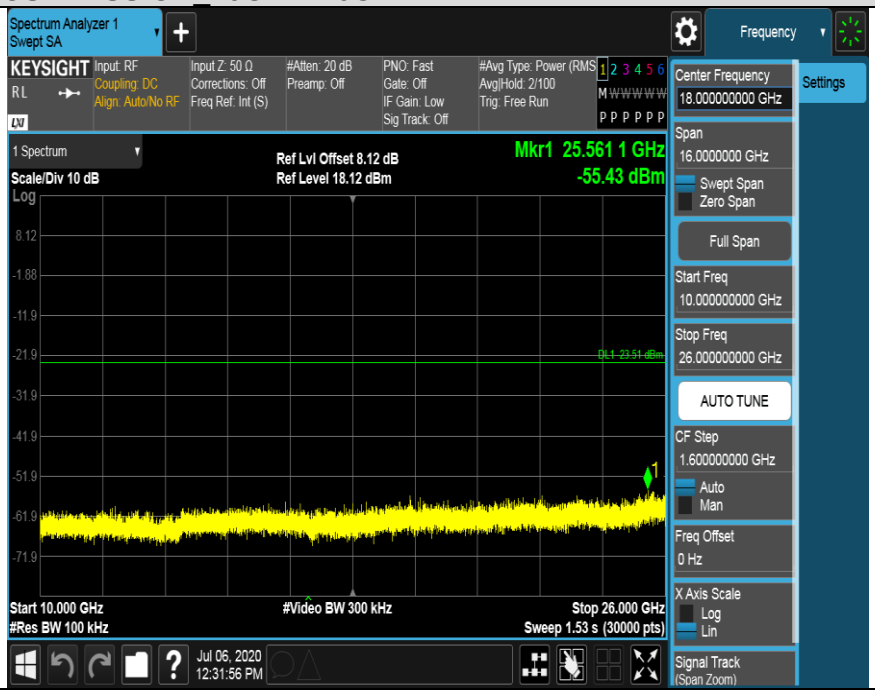



*This report shall not be reproduced except in full, without the written approval of UL-CCIC COMPANY LIMITED.*

| Test Mode | Channel | Verdict |
|---|---|---|
| 11N HT20 | HCH | PASS |

Pref test Plot

HCH SPURIOUS EMISSION

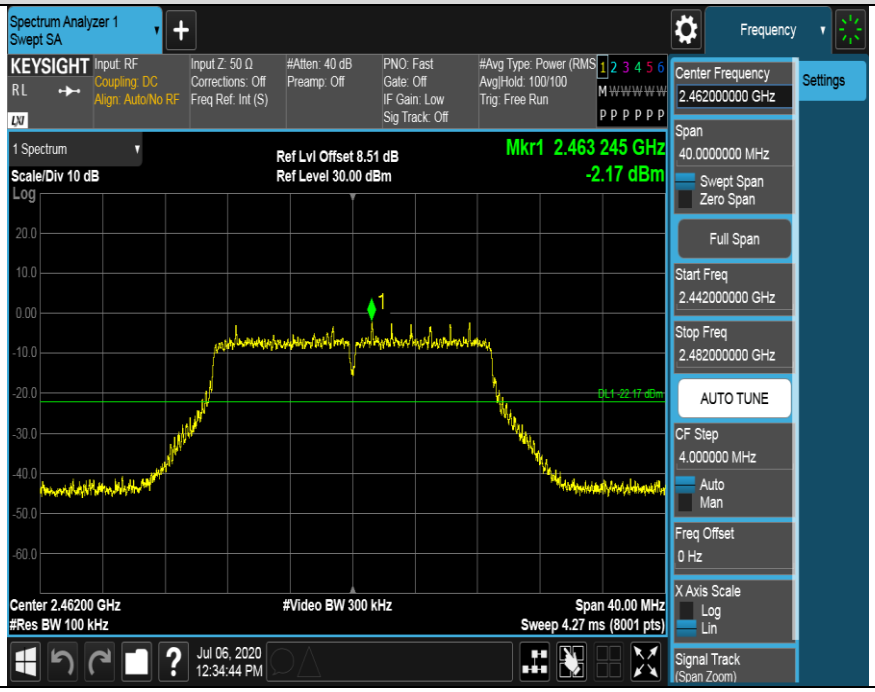



*This report shall not be reproduced except in full, without the written approval of UL-CCIC COMPANY LIMITED.*

Puw test Plot

HCH SPURIOUS EMISSION_30MHz~10GHz

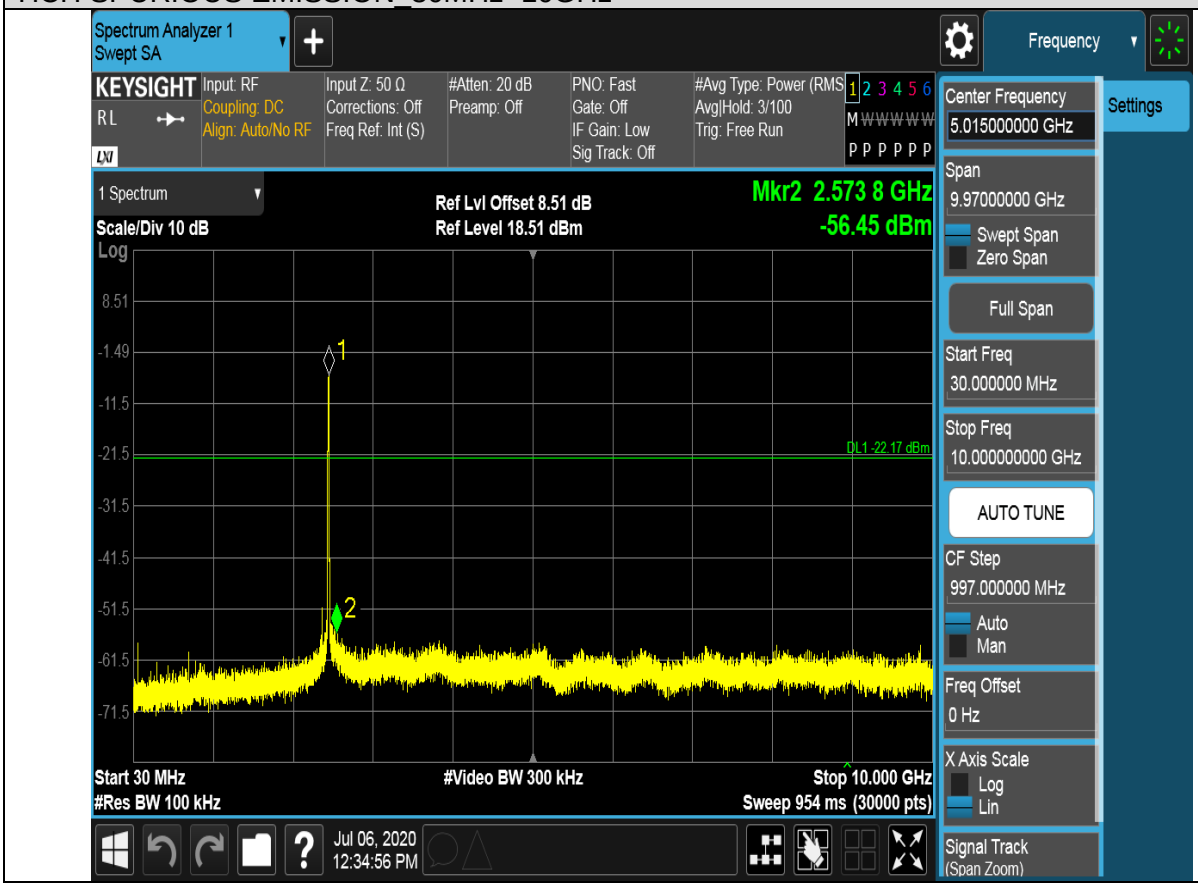


HCH SPURIOUS EMISSION_10GHz~26GHz

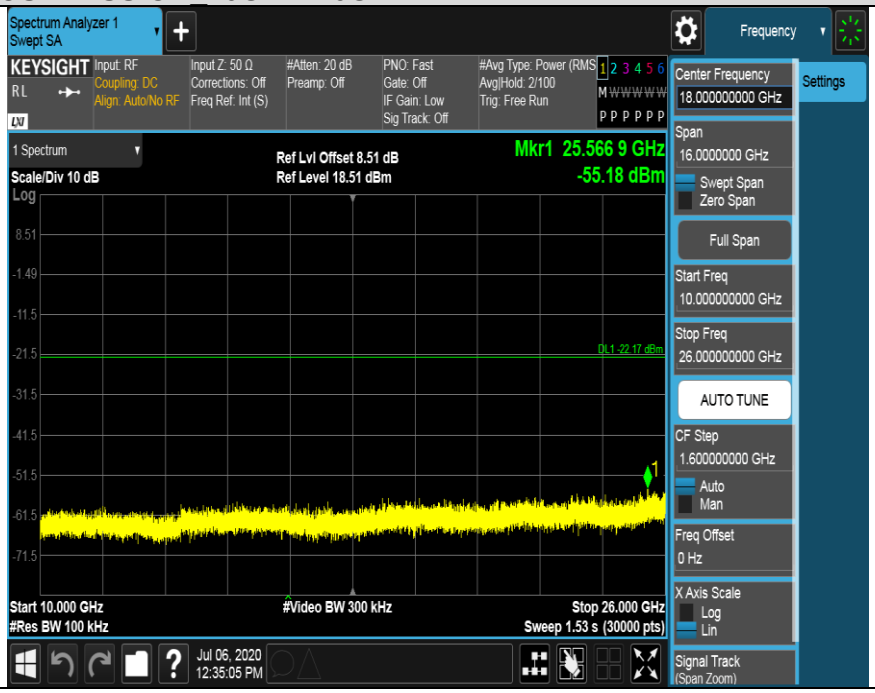



*This report shall not be reproduced except in full, without the written approval of UL-CCIC COMPANY LIMITED.*

*This report shall not be reproduced except in full, without the written approval of UL-CCIC COMPANY LIMITED.*

| Test Mode | Channel | Verdict |
|---|---|---|
| 11N HT40 | LCH | PASS |

Pref test Plot

LCH SPURIOUS EMISSION

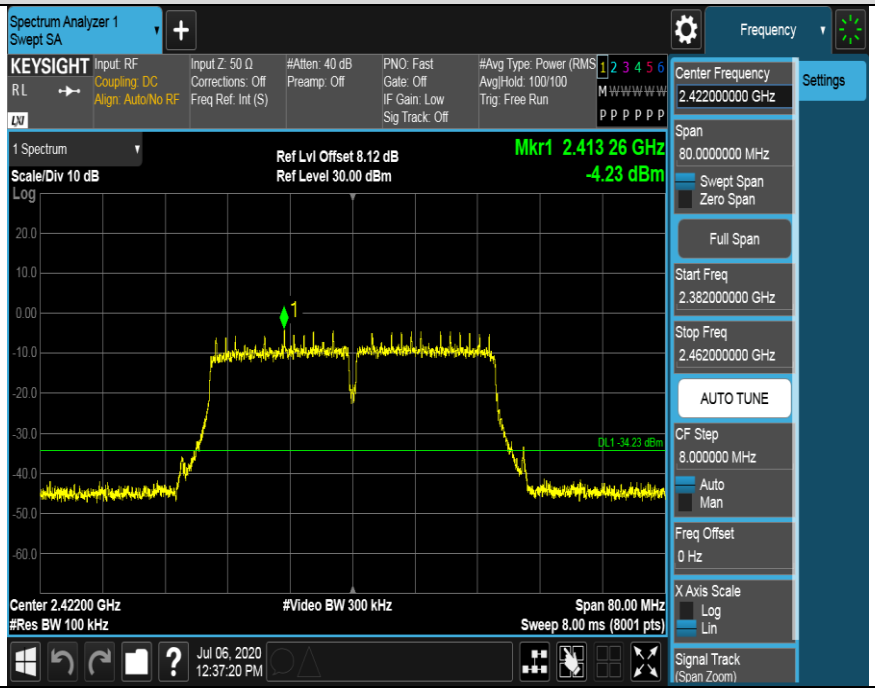



*This report shall not be reproduced except in full, without the written approval of UL-CCIC COMPANY LIMITED.*

Puw test Plot

LCH SPURIOUS EMISSION_30MHz~10GHz

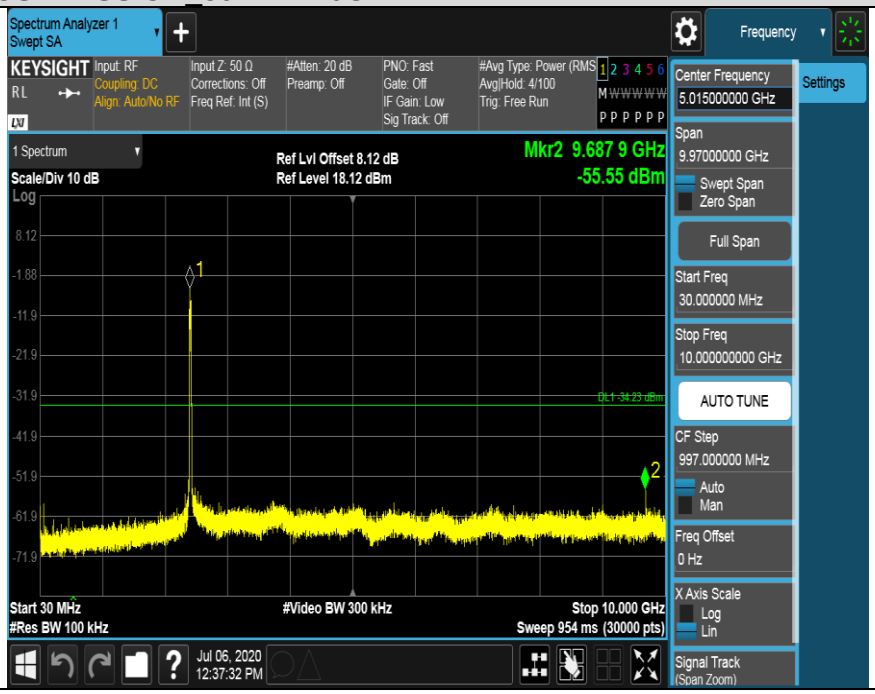


LCH SPURIOUS EMISSION_10GHz~26GHz

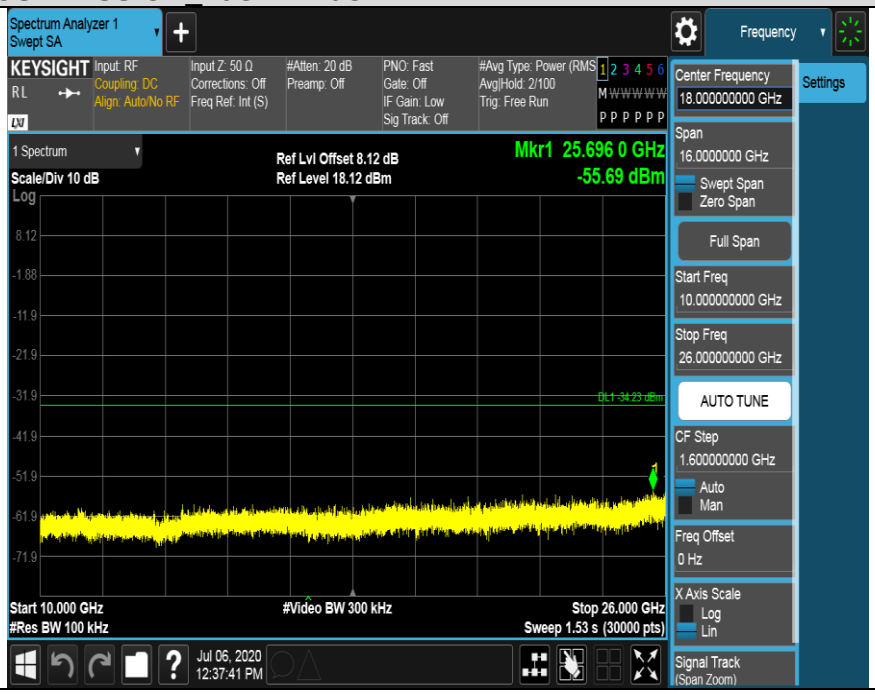



*This report shall not be reproduced except in full, without the written approval of UL-CCIC COMPANY LIMITED.*

| Test Mode | Channel | Verdict |
|---|---|---|
| 11N HT40 | MCH | PASS |

Pref test Plot

MCH SPURIOUS EMISSION

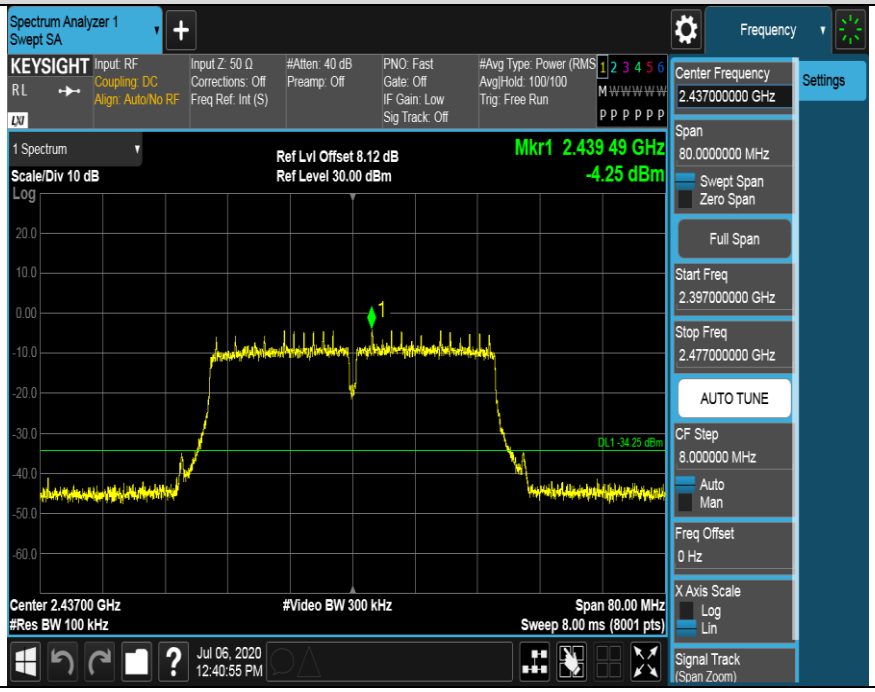



*This report shall not be reproduced except in full, without the written approval of UL-CCIC COMPANY LIMITED.*

Puw test Plot

MCH SPURIOUS EMISSION_30MHz~10GHz

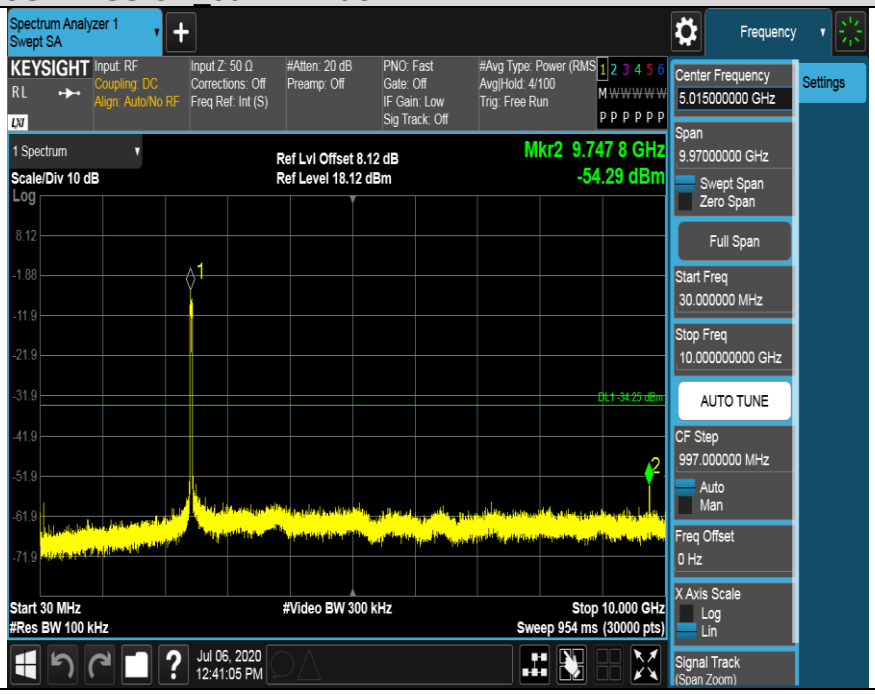


MCH SPURIOUS EMISSION_10GHz~26GHz

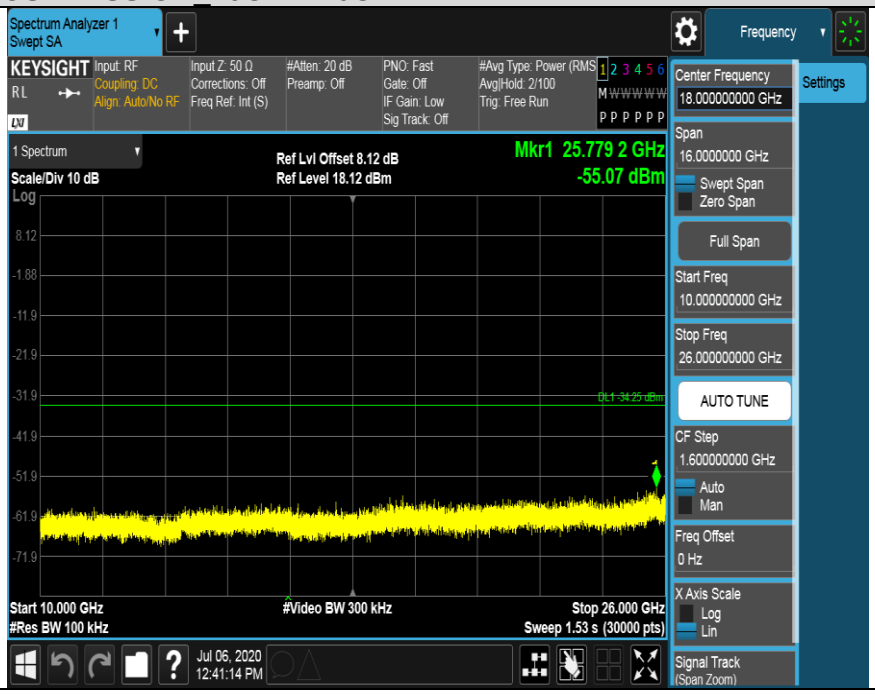



*This report shall not be reproduced except in full, without the written approval of UL-CCIC COMPANY LIMITED.*

| Test Mode | Channel | Verdict |
|---|---|---|
| 11N HT40 | HCH | PASS |

Pref test Plot

HCH SPURIOUS EMISSION

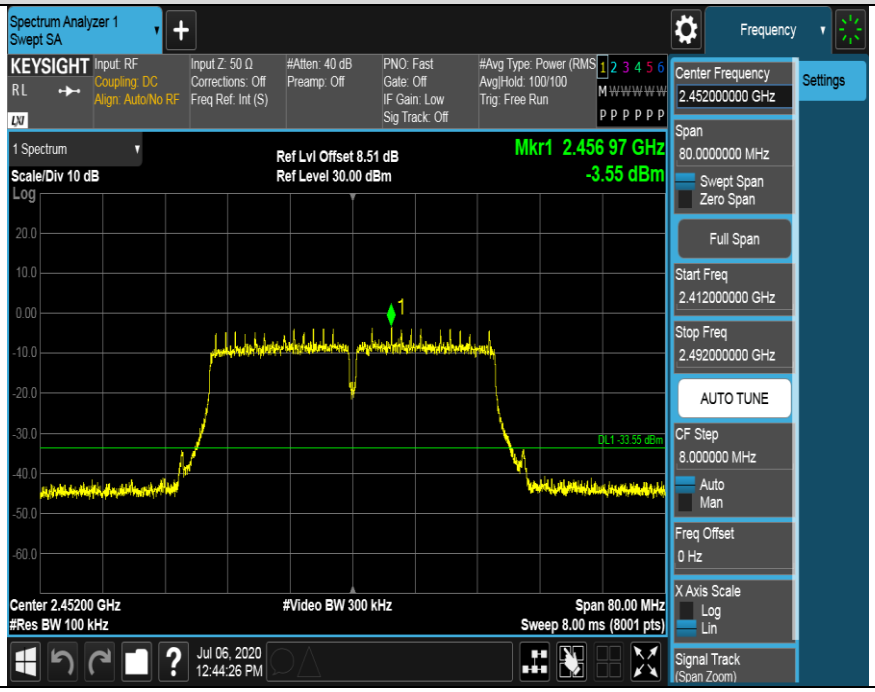



*This report shall not be reproduced except in full, without the written approval of UL-CCIC COMPANY LIMITED.*

Puw test Plot

HCH SPURIOUS EMISSION_30MHz~10GHz

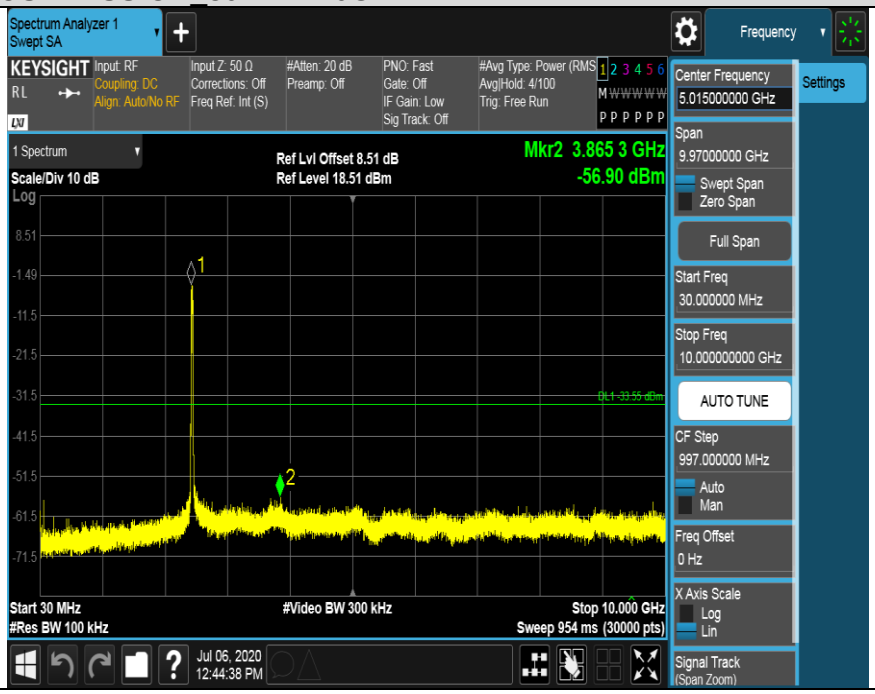


HCH SPURIOUS EMISSION_10GHz~26GHz

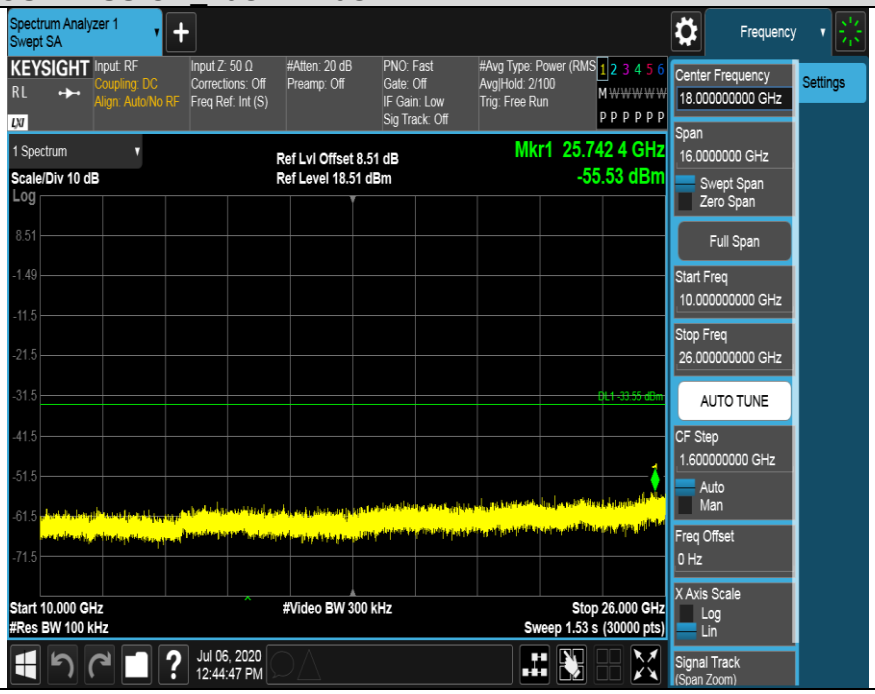



*This report shall not be reproduced except in full, without the written approval of UL-CCIC COMPANY LIMITED.*

## 7.6. RADIATED TEST RESULTS

### 7.6.1. LIMITS AND PROCEDURE

**LIMITS**

Please refer to FCC §15.205 and §15.209

Please refer to FCC KDB 558074

Radiation Disturbance Test Limit for FCC (Class B)(9KHz-1GHz)

| Frequency (MHz) | Field Strength (microvolts/meter) | Measurement Distance (meters) |
|---|---|---|
| 0.009~0.490 | 2400/F(KHz) | 300 |
| 0.490~1.705 | 24000/F(KHz) | 30 |
| 1.705~30.0 | 30 | 30 |
| 30~88 | 100 | 3 |
| 88~216 | 150 | 3 |
| 216~960 | 200 | 3 |
| 960~1000 | 500 | 3 |

Note: 1) At frequencies at or above 30 MHz, measurements may be performed at a distance other than what is specified provided: measurements are not made in the near field except where it can be shown that near field measurements are appropriate due to the characteristics of the device; and it can be demonstrated that the signal levels needed to be measured at the distance employed can be detected by the measurement equipment. Measurements shall not be performed at a distance greater than 30 meters unless it can be further demonstrated that measurements at a distance of 30 meters or less are impractical. When performing measurements at a distance other than that specified, the results shall be extrapolated to the specified distance using an extrapolation factor of 20 dB/decade (inverse linear-distance for field strength measurements; inverse-linear-distance-squared for power density measurements).

(2) At frequencies below 30 MHz, measurements may be performed at a distance closer than that specified in the regulations; however, an attempt should be made to avoid making measurements in the near field. Pending the development of an appropriate measurement procedure for measurements performed below 30 MHz, when performing measurements at a closer distance than specified, the results shall be extrapolated to the specified distance by either making measurements at a minimum of two distances on at least one radial to determine the proper extrapolation factor or by using the square of an inverse linear distance extrapolation factor (40 dB/decade). This paragraph (f) shall not apply to Access BPL devices operating below 30 MHz.


*This report shall not be reproduced except in full, without the written approval of UL-CCIC COMPANY LIMITED.*

Radiation Disturbance Test Limit for FCC (Above 1G)

| Frequency (MHz) | dB(uV/m) (at 3 meters) | |
|---|---|---|
| | Peak | Average |
| Above 1000 | 74 | 54 |

Restricted bands of operation

| MHz | MHz | MHz | GHz |
|---|---|---|---|
| 0.090-0.110 | 16.42-16.423 | 399.9-410 | 4.5-5.15 |
| [1]0.495-0.505 | 16.69475-16.69525 | 608-614 | 5.35-5.46 |
| 2.1735-2.1905 | 16.80425-16.80475 | 960-1240 | 7.25-7.75 |
| 4.125-4.128 | 25.5-25.67 | 1300-1427 | 8.025-8.5 |
| 4.17725-4.17775 | 37.5-38.25 | 1435-1626.5 | 9.0-9.2 |
| 4.20725-4.20775 | 73-74.6 | 1645.5-1646.5 | 9.3-9.5 |
| 6.215-6.218 | 74.8-75.2 | 1660-1710 | 10.6-12.7 |
| 6.26775-6.26825 | 108-121.94 | 1718.8-1722.2 | 13.25-13.4 |
| 6.31175-6.31225 | 123-138 | 2200-2300 | 14.47-14.5 |
| 8.291-8.294 | 149.9-150.05 | 2310-2390 | 15.35-16.2 |
| 8.362-8.366 | 156.52475-156.52525 | 2483.5-2500 | 17.7-21.4 |
| 8.37625-8.38675 | 156.7-156.9 | 2690-2900 | 22.01-23.12 |
| 8.41425-8.41475 | 162.0125-167.17 | 3260-3267 | 23.6-24.0 |
| 12.29-12.293 | 167.72-173.2 | 3332-3339 | 31.2-31.8 |
| 12.51975-12.52025 | 240-285 | 3345.8-3358 | 36.43-36.5 |
| 12.57675-12.57725 | 322-335.4 | 3600-4400 | ([2]) |
| 13.36-13.41 | | | |

Note: [1]Until February 1, 1999, this restricted band shall be 0.490-0.510 MHz.
[2]Above 38.6c


*This report shall not be reproduced except in full, without the written approval of UL-CCIC COMPANY LIMITED.*

**TEST SETUP AND PROCEDURE**

Below 30MHz

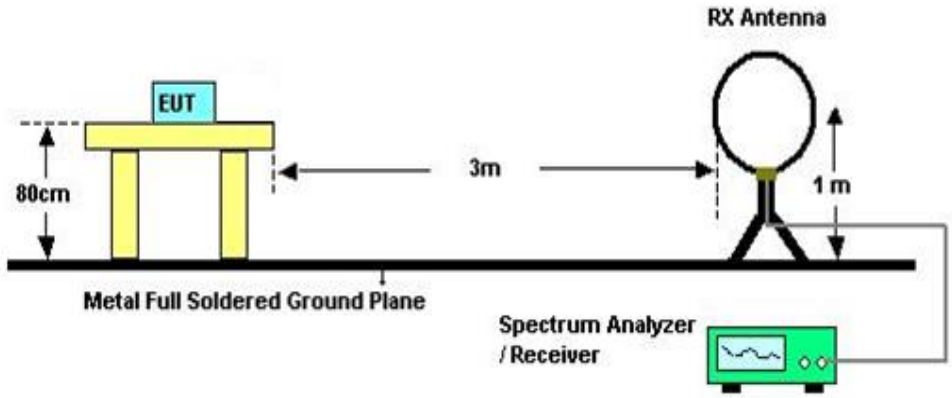


The setting of the spectrum analyser

| | |
|---|---|
| RBW | 200Hz (From 9kHz to 0.15MHz)/ 9KHz (From 0.15MHz to 30MHz) |
| VBW | 200Hz (From 9kHz to 0.15MHz)/ 9KHz (From 0.15MHz to 30MHz) |
| Sweep | Auto |
| Detector | Peak/QP/ Average |
| Trace | Max hold |

1. The testing follows the guidelines in ANSI C63.10-2013

2. The EUT was arranged to its worst case and then turntable (from 0 degree to 360 degrees) to find the maximum reading. A pre-amp and a high pass filter are used for the test in order to get better signal level. Both Horizontal, Face-on and Face-off polarizations of the antenna are set to make the measurement.

3. The EUT was placed on a turntable with 0.8 meter above ground.

4. The EUT was set 3 meters from the interference receiving antenna, which was mounted on the top of a 1m height antenna tower.

5. The radiated emission limits are based on measurements employing a CISPR quasi-peak detector except for the frequency bands 9-90 kHz, 110-490 kHz and above 1000 MHz. Radiated emission limits in these three bands are based on measurements employing an average detector

6. For measurement below 1GHz, the initial step in collecting conducted emission data is a spectrum analyzer peak detector mode pre-scanning the measurement frequency range. Significant peaks are then marked and then Quasi Peak detector mode re-measured. If the emission level of the EUT measured by the peak detector is 3 dB lower than the applicable limit, the peak emission level will be reported. Otherwise, the emission measurement will be repeated using the quasi-peak detector and reported.

7. For the actual test configuration, please refer to the related item in this test report (Photographs of the Test Configuration)


*This report shall not be reproduced except in full, without the written approval of UL-CCIC COMPANY LIMITED.*

Below 1G

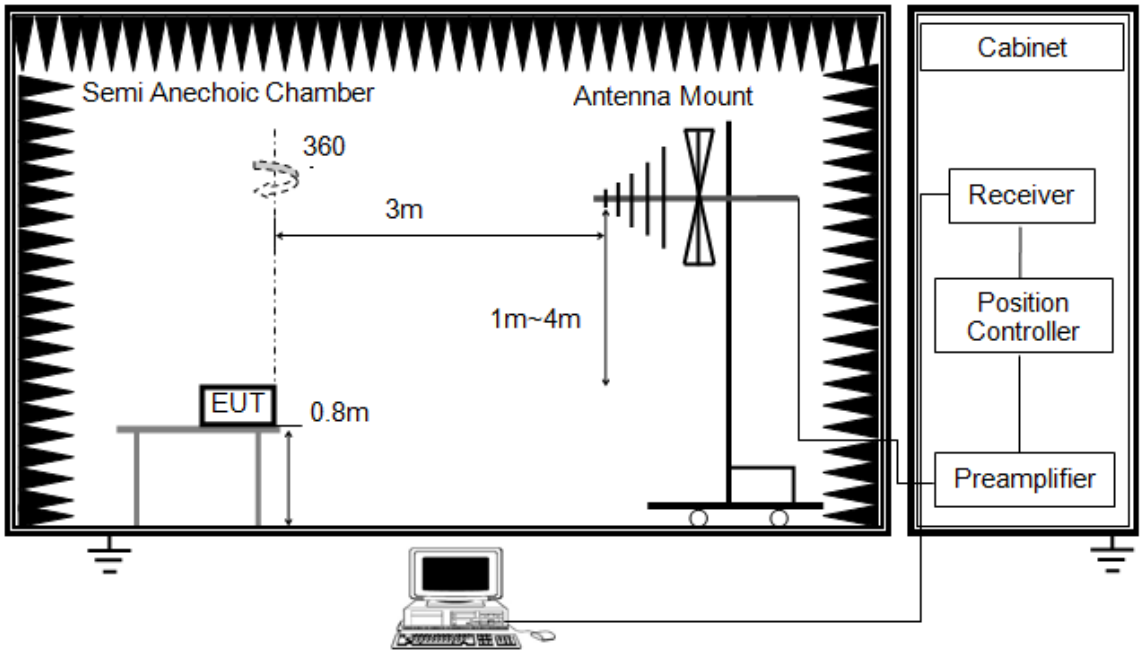


The setting of the spectrum analyser

| | |
|---|---|
| RBW | 120K |
| VBW | 300K |
| Sweep | Auto |
| Detector | Peak/QP |
| Trace | Max hold |

1. The testing follows the guidelines in ANSI C63.10-2013.

2. The EUT was arranged to its worst case and then tune the antenna tower (from 1 m to 4 m) and turntable (from 0 degree to 360 degrees) to find the maximum reading. A pre-amp and a high pass filter are used for the test in order to get better signal level. Both horizontal and vertical polarizations of the antenna are set to make the measurement.

3. The EUT was placed on a turntable with 0.8 meter above ground.

4. The EUT was set 3 meters from the interference receiving antenna, which was mounted on the top of a variable height antenna tower.

5. For measurement below 1GHz, the initial step in collecting conducted emission data is a spectrum analyzer peak detector mode pre-scanning the measurement frequency range. Significant peaks are then marked and then Quasi Peak detector mode re-measured. If the emission level of the EUT measured by the peak detector is 3 dB lower than the applicable limit, the peak emission level will be reported. Otherwise, the emission measurement will be repeated using the quasi-peak detector and reported.

6. For the actual test configuration, please refer to the related item in this test report (Photographs of the Test Configuration)


*This report shall not be reproduced except in full, without the written approval of UL-CCIC COMPANY LIMITED.*

Above 1G

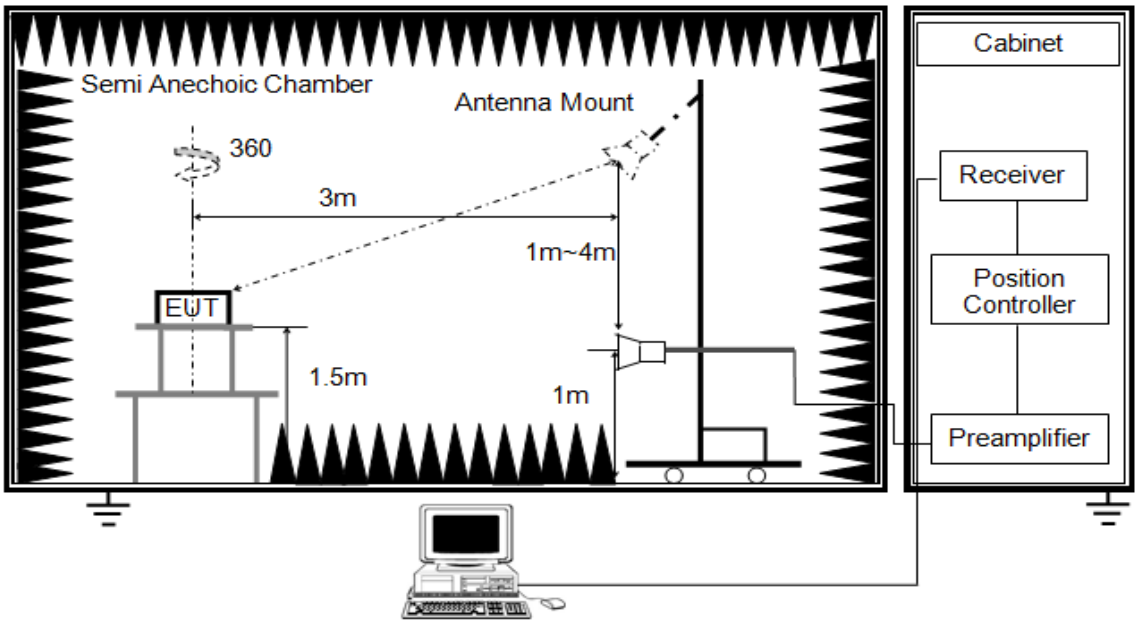


The setting of the spectrum analyser

| | |
|---|---|
| RBW | 1M |
| VBW | PEAK:3M<br>AVG: See note6 |
| Sweep | Auto |
| Detector | Peak/Average(10Hz) |
| Trace | Max hold |

1. The testing follows the guidelines in ANSI C63.10-2013.

2. The EUT was arranged to its worst case and then tune the antenna tower (from 1 m to 4 m) and turntable (from 0 degree to 360 degrees) to find the maximum reading. A pre-amp and a high pass filter are used for the test in order to get better signal level. Both horizontal and vertical polarizations of the antenna are set to make the measurement.

3. The EUT was placed on a turntable with 1.5m above ground.

4. The EUT was set 3 meters from the interference receiving antenna, which was mounted on the top of a variable height antenna tower.

5. For measurement above 1GHz, the emission measurement will be measured by the peak detector. This peak level, once corrected, must comply with the limit specified in Section 15.209.

6. For measurements above 1 GHz the resolution bandwidth is set to 1 MHz, then the video bandwidth is set to 3 MHz for peak measurements and 1 MHz resolution bandwidth with set VBW ≤RBW/100, but not less than 10Hz video bandwidth with peak detector， max hold to be run for at least 50 traces for average measurements.

8. For the actual test configuration, please refer to the related item in this test report (Photographs of the Test Configuration)


*This report shall not be reproduced except in full, without the written approval of UL-CCIC COMPANY LIMITED.*

X axis, Y axis positions:

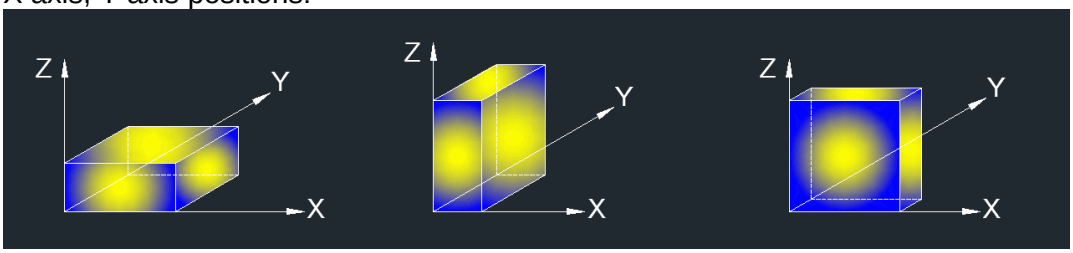


Note : For all radiated test, EUT in each of two orthogonal axis emissions had been tested, but only the worse case (X axis) data recorded in the report.


*This report shall not be reproduced except in full, without the written approval of UL-CCIC COMPANY LIMITED.*

### 7.6.2. TEST ENVIRONMENT

| | | | |
|---|---|---|---|
| Temperature | 22°C | Relative Humidity | 56% |
| Atmosphere Pressure | 101kPa | Test Voltage | DC 12V |

### 7.6.3. RESTRICTED BANDEDGE

**Test Result Table**

| Test Mode | Channel | Puw(dBm) | Verdict |
|---|---|---|---|
| 11B | LCH | <Limit | PASS |
| | MCH | <Limit | PASS |
| | HCH | <Limit | PASS |
| 11G | LCH | <Limit | PASS |
| | MCH | <Limit | PASS |
| | HCH | <Limit | PASS |
| 11N HT20 | LCH | <Limit | PASS |
| | MCH | <Limit | PASS |
| | HCH | <Limit | PASS |
| 11N HT40 | LCH | <Limit | PASS |
| | MCH | <Limit | PASS |
| | HCH | <Limit | PASS |


*This report shall not be reproduced except in full, without the written approval of UL-CCIC COMPANY LIMITED.*

**Test Graphs:**

| Test Mode | Channel | Polarization | Verdict |
|---|---|---|---|
| 11B | LCH | Horizontal | PASS |

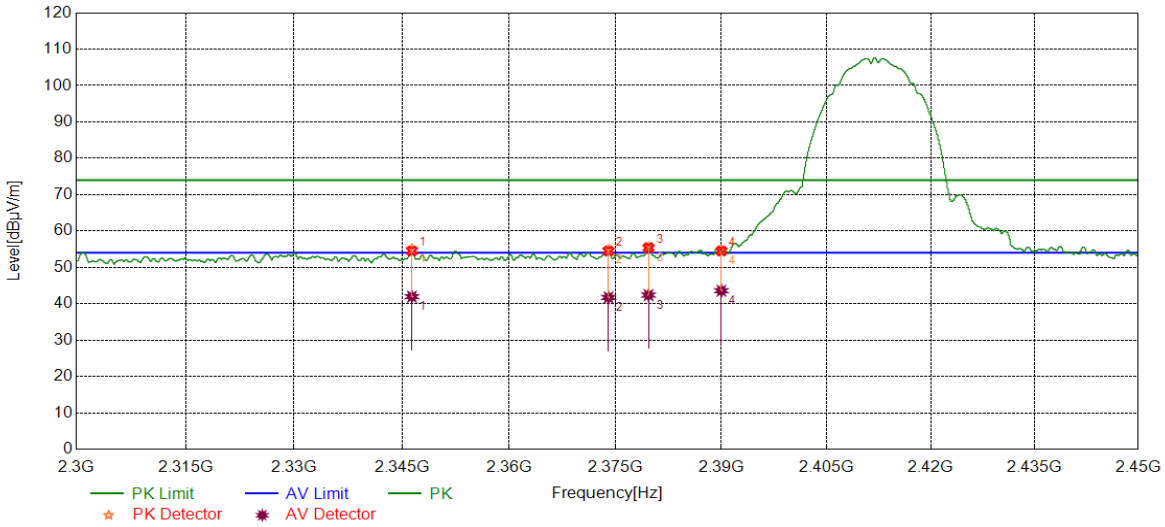


| No. | Frequency (MHz) | Reading Level (dBuV/m) | Correct Factor (dB) | Result (dBuV/m) | Limit (dBuV/m) | Margin (dB) | Remark |
|---|---|---|---|---|---|---|---|
| 1 | 2346.3933 | 41.60 | 13.35 | 54.95 | 74.00 | -19.05 | peak |
| | | 28.59 | 13.35 | 41.94 | 54.00 | -12.06 | average |
| 2 | 2373.9968 | 41.14 | 13.58 | 54.72 | 74.00 | -19.28 | peak |
| | | 28.14 | 13.58 | 41.72 | 54.00 | -12.28 | average |
| 3 | 2379.6600 | 41.71 | 13.67 | 55.38 | 74.00 | -18.62 | peak |
| | | 28.71 | 13.67 | 42.38 | 54.00 | -11.62 | average |
| 4 | 2390.0000 | 40.84 | 13.75 | 54.59 | 74.00 | -19.41 | peak |
| | | 29.84 | 13.75 | 43.59 | 54.00 | -10.41 | average |

Note: 1. If Peak Result complies with AV limit, AV Result is deemed to comply with AV limit.
2. Test setup: RBW: 1 MHz, VBW: 3 MHz, Sweep time: auto.
3. Measurement = Reading Level + Correct Factor.
4. Only the worst case emission was recorded, if it complies with the limit, the other emissions deemed to comply with the limit


*This report shall not be reproduced except in full, without the written approval of UL-CCIC COMPANY LIMITED.*

| Test Mode | Channel | Polarization | Verdict |
|---|---|---|---|
| 11B | LCH | Vertical | PASS |

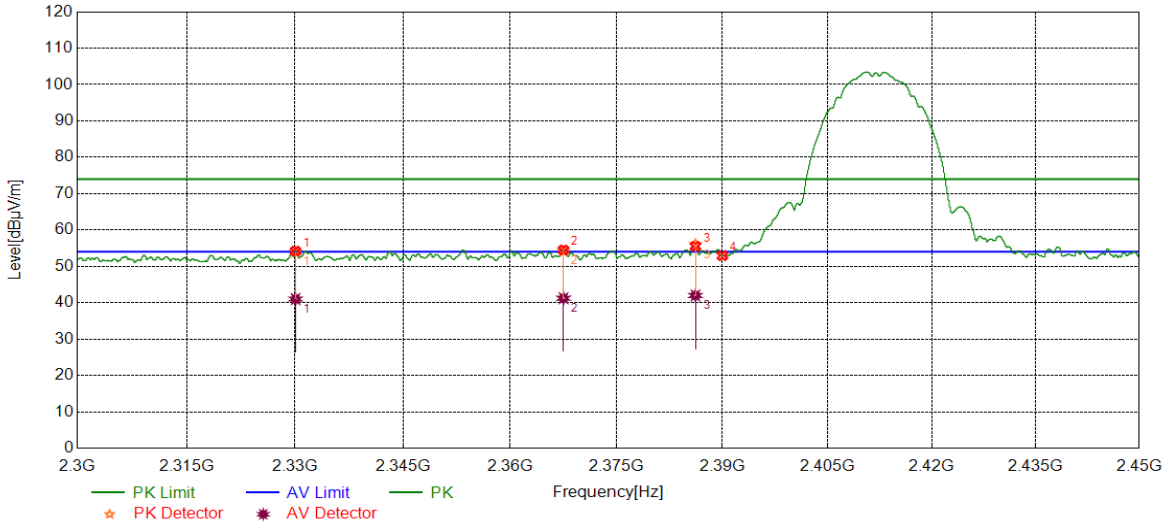


| No. | Frequency (MHz) | Reading Level (dBuV/m) | Correct Factor (dB) | Result (dBuV/m) | Limit (dBuV/m) | Margin (dB) | Remark |
|---|---|---|---|---|---|---|---|
| 1 | 2330.0600 | 40.89 | 13.13 | 54.02 | 74.00 | -19.98 | peak |
| | | 27.89 | 13.13 | 41.02 | 54.00 | -12.98 | average |
| 2 | 2367.5084 | 40.73 | 13.51 | 54.24 | 74.00 | -19.76 | peak |
| | | 27.73 | 13.51 | 41.24 | 54.00 | -12.76 | average |
| 3 | 2386.1670 | 42.26 | 13.74 | 56.00 | 74.00 | -18.00 | peak |
| | | 28.26 | 13.74 | 42.00 | 54.00 | -12.00 | average |
| 4 | 2390.0000 | 39.20 | 13.75 | 52.95 | 74.00 | -21.05 | peak |

Note: 1. If Peak Result complies with AV limit, AV Result is deemed to comply with AV limit.
2. Test setup: RBW: 1 MHz, VBW: 3 MHz, Sweep time: auto.
3. Measurement = Reading Level + Correct Factor.
4. Only the worst case emission was recorded, if it complies with the limit, the other emissions deemed to comply with the limit


*This report shall not be reproduced except in full, without the written approval of UL-CCIC COMPANY LIMITED.*

| Test Mode | Channel | Polarization | Verdict |
|---|---|---|---|
| 11B | HCH | Horizontal | PASS |

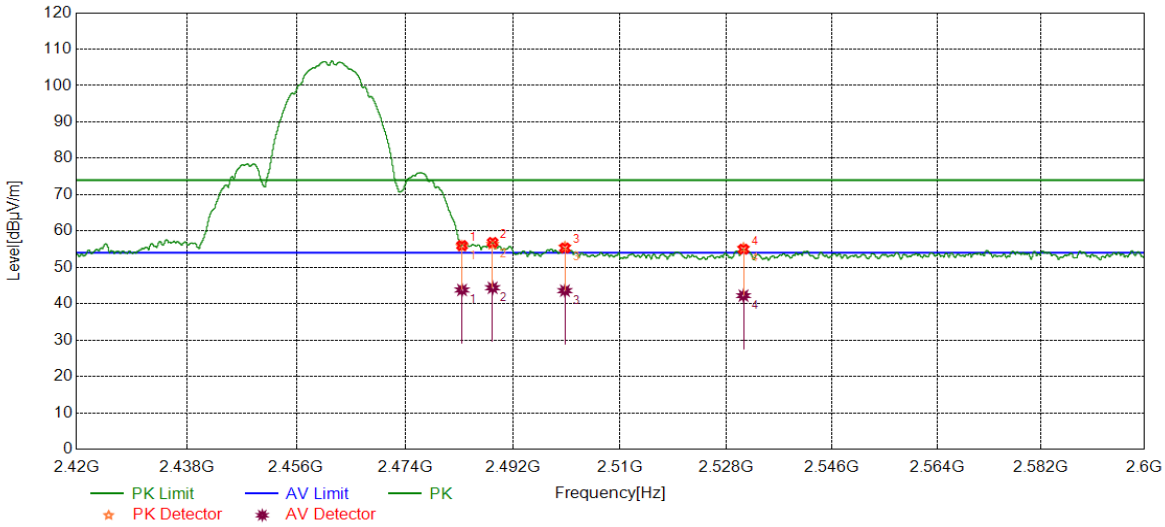


| No. | Frequency (MHz) | Reading Level (dBuV/m) | Correct Factor (dB) | Result (dBuV/m) | Limit (dBuV/m) | Margin (dB) | Remark |
|---|---|---|---|---|---|---|---|
| 1 | 2483.5000 | 42.27 | 13.51 | 55.78 | 74.00 | -18.22 | peak |
| | | 30.27 | 13.51 | 43.78 | 54.00 | -10.22 | average |
| 2 | 2488.6049 | 42.84 | 13.54 | 56.38 | 74.00 | -17.62 | peak |
| | | 30.84 | 13.54 | 44.38 | 54.00 | -9.62 | average |
| 3 | 2500.7201 | 41.92 | 13.68 | 55.60 | 74.00 | -18.40 | peak |
| | | 29.92 | 13.68 | 43.60 | 54.00 | -10.40 | average |
| 4 | 2530.8911 | 41.37 | 13.85 | 55.22 | 74.00 | -18.78 | peak |
| | | 28.37 | 13.85 | 42.22 | 54.00 | -11.78 | average |

Note: 1. If Peak Result complies with AV limit, AV Result is deemed to comply with AV limit.
2. Test setup: RBW: 1 MHz, VBW: 3 MHz, Sweep time: auto.
3. Measurement = Reading Level + Correct Factor.
4. Only the worst case emission was recorded, if it complies with the limit, the other emissions deemed to comply with the limit


*This report shall not be reproduced except in full, without the written approval of UL-CCIC COMPANY LIMITED.*

| Test Mode | Channel | Polarization | Verdict |
|---|---|---|---|
| 11B | HCH | Vertical | PASS |

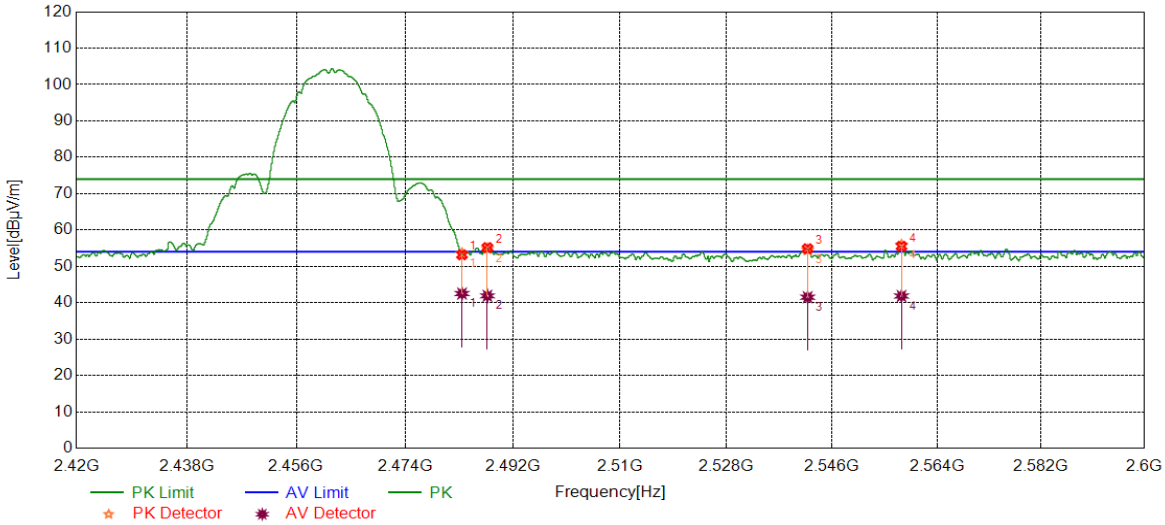


| No. | Frequency (MHz) | Reading Level (dBuV/m) | Correct Factor (dB) | Result (dBuV/m) | Limit (dBuV/m) | Margin (dB) | Remark |
|---|---|---|---|---|---|---|---|
| 1 | 2483.5000 | 40.01 | 13.51 | 53.52 | 74.00 | -20.48 | peak |
| | | 29.01 | 13.51 | 42.52 | 54.00 | -11.48 | average |
| 2 | 2487.7408 | 41.36 | 13.54 | 54.90 | 74.00 | -19.10 | peak |
| | | 28.35 | 13.54 | 41.89 | 54.00 | -12.11 | average |
| 3 | 2541.8182 | 40.64 | 13.88 | 54.52 | 74.00 | -19.48 | peak |
| | | 27.63 | 13.88 | 41.51 | 54.00 | -12.49 | average |
| 4 | 2557.8938 | 41.84 | 14.01 | 55.85 | 74.00 | -18.15 | peak |
| | | 27.83 | 14.01 | 41.84 | 54.00 | -12.16 | average |

Note: 1. If Peak Result complies with AV limit, AV Result is deemed to comply with AV limit.
2. Test setup: RBW: 1 MHz, VBW: 3 MHz, Sweep time: auto.
3. Measurement = Reading Level + Correct Factor.
4. Only the worst case emission was recorded, if it complies with the limit, the other emissions deemed to comply with the limit


*This report shall not be reproduced except in full, without the written approval of UL-CCIC COMPANY LIMITED.*

| Test Mode | Channel | Polarization | Verdict |
|---|---|---|---|
| 11G | LCH | Horizontal | PASS |

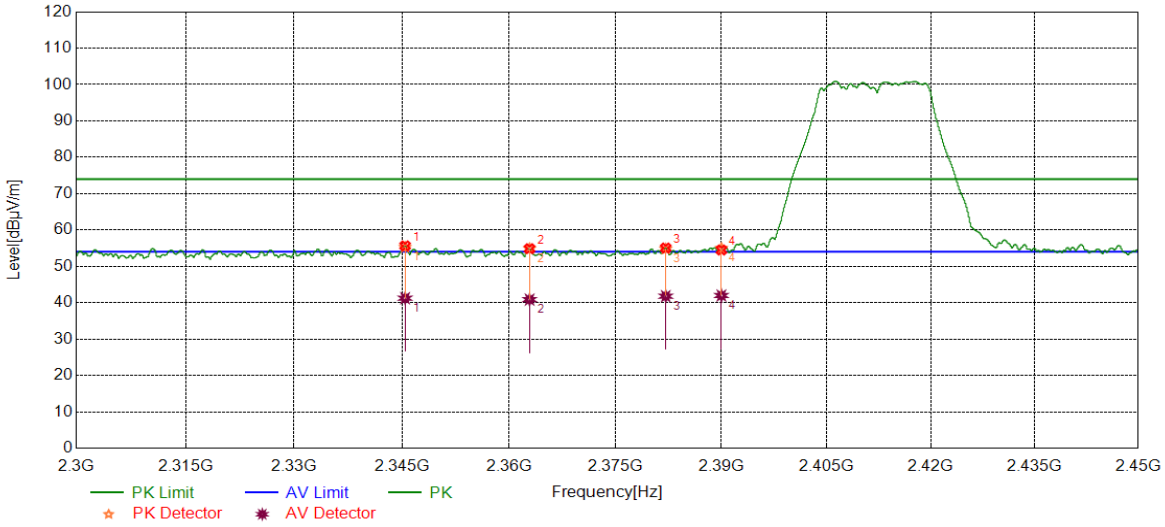


| No. | Frequency (MHz) | Reading Level (dBuV/m) | Correct Factor (dB) | Result (dBuV/m) | Limit (dBuV/m) | Margin (dB) | Remark |
|---|---|---|---|---|---|---|---|
| 1 | 2345.4369 | 41.89 | 13.35 | 55.24 | 74.00 | -18.76 | peak |
| | | 27.89 | 13.35 | 41.24 | 54.00 | -12.76 | average |
| 2 | 2362.8766 | 41.39 | 13.47 | 54.86 | 74.00 | -19.14 | peak |
| | | 27.39 | 13.47 | 40.86 | 54.00 | -13.14 | average |
| 3 | 2382.0978 | 41.10 | 13.69 | 54.79 | 74.00 | -19.21 | peak |
| | | 28.10 | 13.69 | 41.79 | 54.00 | -12.21 | average |
| 4 | 2390.0000 | 41.23 | 13.75 | 54.98 | 74.00 | -19.02 | peak |
| | | 28.23 | 13.75 | 41.98 | 54.00 | -12.02 | average |

Note: 1. If Peak Result complies with AV limit, AV Result is deemed to comply with AV limit.
2. Test setup: RBW: 1 MHz, VBW: 3 MHz, Sweep time: auto.
3. Measurement = Reading Level + Correct Factor.
4. Only the worst case emission was recorded, if it complies with the limit, the other emissions deemed to comply with the limit


*This report shall not be reproduced except in full, without the written approval of UL-CCIC COMPANY LIMITED.*

| Test Mode | Channel | Polarization | Verdict |
|---|---|---|---|
| 11G | LCH | Vertical | PASS |

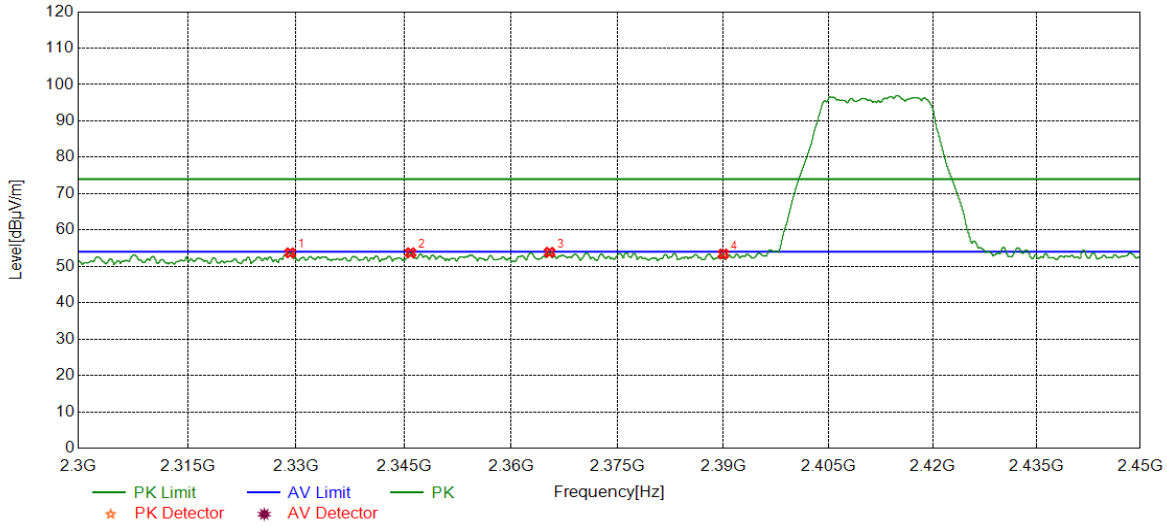


| No. | Frequency | Reading Level | Correct Factor | Result | Limit | Margin | Remark |
|---|---|---|---|---|---|---|---|
| | (MHz) | (dBuV/m) | (dB) | (dBuV/m) | (dBuV/m) | (dB) | |
| 1 | 2329.1786 | 40.59 | 13.12 | 53.71 | 74.00 | -20.29 | peak |
| 2 | 2345.9245 | 40.38 | 13.35 | 53.73 | 74.00 | -20.27 | peak |
| 3 | 2365.4082 | 40.37 | 13.50 | 53.87 | 74.00 | -20.13 | peak |
| 4 | 2390.0000 | 39.65 | 13.75 | 53.40 | 74.00 | -20.60 | peak |

Note: 1. If Peak Result complies with AV limit, AV Result is deemed to comply with AV limit.
2. Test setup: RBW: 1 MHz, VBW: 3 MHz, Sweep time: auto.
3. Measurement = Reading Level + Correct Factor.
4. Only the worst case emission was recorded, if it complies with the limit, the other emissions deemed to comply with the limit


*This report shall not be reproduced except in full, without the written approval of UL-CCIC COMPANY LIMITED.*

| Test Mode | Channel | Polarization | Verdict |
|---|---|---|---|
| 11G | HCH | Horizontal | PASS |

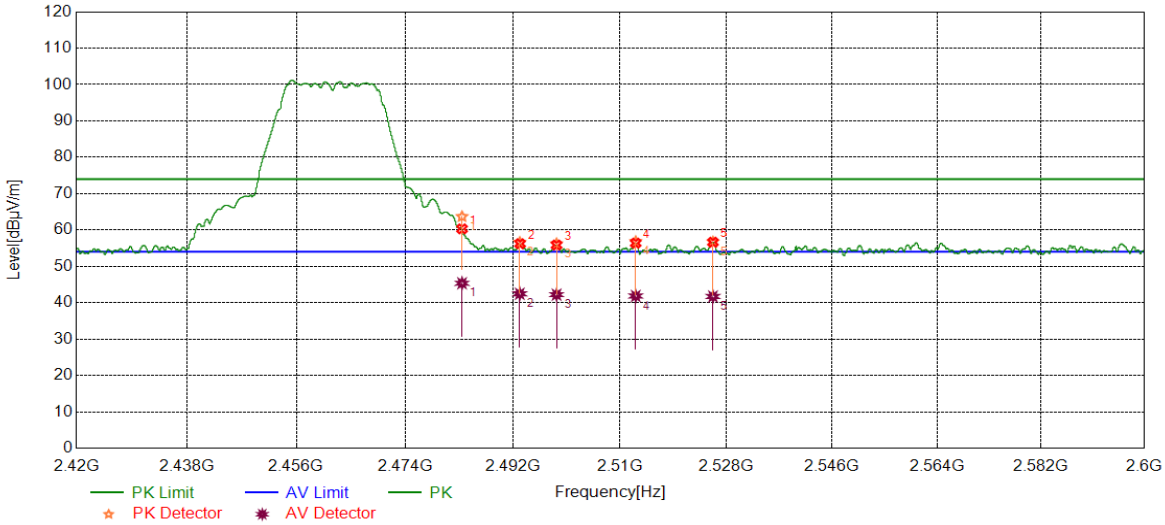


| No. | Frequency (MHz) | Reading Level (dBuV/m) | Correct Factor (dB) | Result (dBuV/m) | Limit (dBuV/m) | Margin (dB) | Remark |
|---|---|---|---|---|---|---|---|
| 1 | 2483.5000 | 50.20 | 13.50 | 63.70 | 74.00 | -10.30 | peak |
| | | 31.85 | 13.50 | 45.35 | 54.00 | -8.65 | average |
| 2 | 2493.1454 | 43.04 | 13.59 | 56.63 | 74.00 | -17.37 | peak |
| | | 28.87 | 13.59 | 42.46 | 54.00 | -11.54 | average |
| 3 | 2499.3159 | 42.55 | 13.67 | 56.22 | 74.00 | -17.78 | peak |
| | | 28.55 | 13.67 | 42.22 | 54.00 | -11.78 | average |
| 4 | 2512.6373 | 43.11 | 13.74 | 56.85 | 74.00 | -17.15 | peak |
| | | 28.11 | 13.74 | 41.85 | 54.00 | -12.15 | average |
| 5 | 2525.7066 | 42.91 | 13.81 | 56.72 | 74.00 | -17.28 | peak |
| | | 27.90 | 13.81 | 41.71 | 54.00 | -12.29 | average |

Note: 1. If Peak Result complies with AV limit, AV Result is deemed to comply with AV limit.
2. Test setup: RBW: 1 MHz, VBW: 3 MHz, Sweep time: auto.
3. Measurement = Reading Level + Correct Factor.
4. Only the worst case emission was recorded, if it complies with the limit, the other emissions deemed to comply with the limit


*This report shall not be reproduced except in full, without the written approval of UL-CCIC COMPANY LIMITED.*

| Test Mode | Channel | Polarization | Verdict |
|---|---|---|---|
| 11G | HCH | Vertical | PASS |

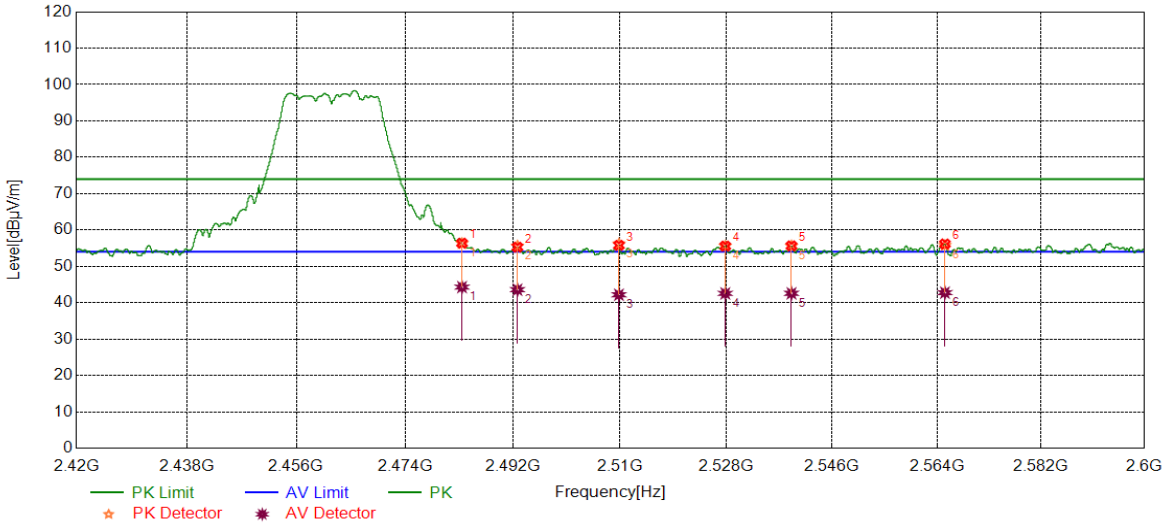


| No. | Frequency (MHz) | Reading Level (dBuV/m) | Correct Factor (dB) | Result (dBuV/m) | Limit (dBuV/m) | Margin (dB) | Remark |
|---|---|---|---|---|---|---|---|
| 1 | 2483.5000 | 42.79 | 13.51 | 56.30 | 74.00 | -17.70 | peak |
| | | 30.79 | 13.51 | 44.30 | 54.00 | -9.70 | average |
| 2 | 2492.7633 | 41.99 | 13.59 | 55.58 | 74.00 | -18.42 | peak |
| | | 29.99 | 13.59 | 43.58 | 54.00 | -10.42 | average |
| 3 | 2509.8110 | 42.47 | 13.72 | 56.19 | 74.00 | -17.81 | peak |
| | | 28.47 | 13.72 | 42.19 | 54.00 | -11.81 | average |
| 4 | 2527.7948 | 41.72 | 13.85 | 55.57 | 74.00 | -18.43 | peak |
| | | 28.72 | 13.85 | 42.57 | 54.00 | -11.43 | average |
| 5 | 2539.0639 | 41.70 | 13.88 | 55.58 | 74.00 | -18.42 | peak |
| | | 28.70 | 13.88 | 42.58 | 54.00 | -11.42 | average |
| 6 | 2565.3645 | 41.76 | 14.01 | 55.77 | 74.00 | -18.23 | peak |
| | | 28.76 | 14.01 | 42.77 | 54.00 | -11.23 | average |

Note: 1. If Peak Result complies with AV limit, AV Result is deemed to comply with AV limit.
2. Test setup: RBW: 1 MHz, VBW: 3 MHz, Sweep time: auto.
3. Measurement = Reading Level + Correct Factor.
4. Only the worst case emission was recorded, if it complies with the limit, the other emissions deemed to comply with the limit


*This report shall not be reproduced except in full, without the written approval of UL-CCIC COMPANY LIMITED.*

| Test Mode | Channel | Polarization | Verdict |
|---|---|---|---|
| 11N HT20 | LCH | Horizontal | PASS |

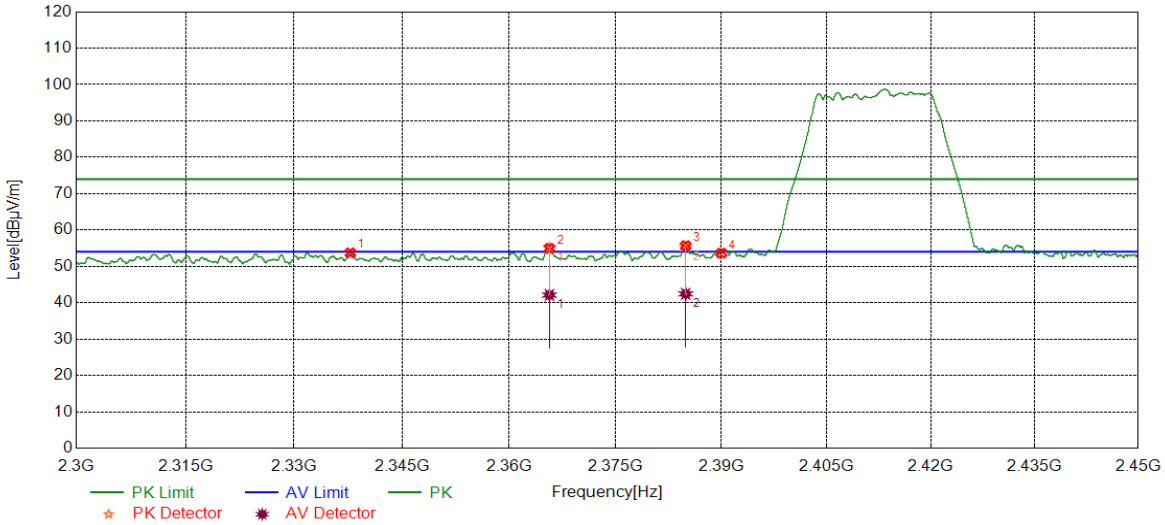


| No. | Frequency (MHz) | Reading Level (dBuV/m) | Correct Factor (dB) | Result (dBuV/m) | Limit (dBuV/m) | Margin (dB) | Remark |
|---|---|---|---|---|---|---|---|
| 1 | 2337.8047 | 40.49 | 13.24 | 53.73 | 74.00 | -20.27 | peak |
| 2 | 2365.6707 | 41.63 | 13.50 | 55.13 | 74.00 | -18.87 | peak |
| | | 28.63 | 13.50 | 42.13 | 54.00 | -11.87 | average |
| 3 | 2384.9294 | 41.70 | 13.74 | 55.44 | 74.00 | -18.56 | peak |
| | | 28.70 | 13.74 | 42.44 | 54.00 | -11.56 | average |
| 4 | 2390.0000 | 39.88 | 13.75 | 53.63 | 74.00 | -20.37 | peak |

Note: 1. If Peak Result complies with AV limit, AV Result is deemed to comply with AV limit.
2. Test setup: RBW: 1 MHz, VBW: 3 MHz, Sweep time: auto.
3. Measurement = Reading Level + Correct Factor.
4. Only the worst case emission was recorded, if it complies with the limit, the other emissions deemed to comply with the limit


*This report shall not be reproduced except in full, without the written approval of UL-CCIC COMPANY LIMITED.*

| Test Mode | Channel | Polarization | Verdict |
|---|---|---|---|
| 11N HT20 | LCH | Vertical | PASS |

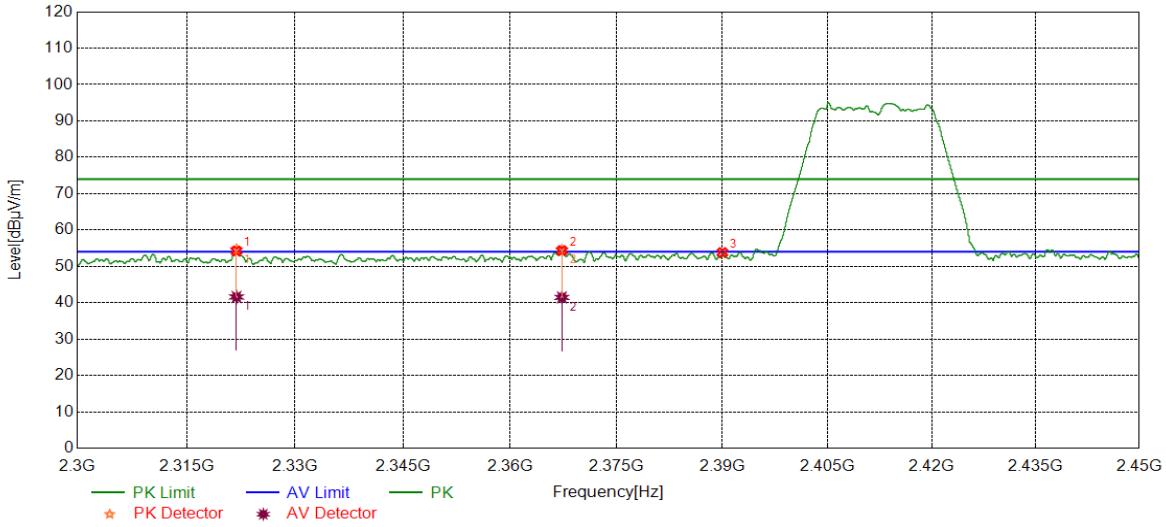


| No. | Frequency (MHz) | Reading Level (dBuV/m) | Correct Factor (dB) | Result (dBuV/m) | Limit (dBuV/m) | Margin (dB) | Remark |
|---|---|---|---|---|---|---|---|
| 1 | 2321.8840 | 41.58 | 13.02 | 54.60 | 74.00 | -19.40 | peak |
| | | 28.57 | 13.02 | 41.59 | 54.00 | -12.41 | average |
| 2 | 2367.2834 | 40.96 | 13.51 | 54.47 | 74.00 | -19.53 | peak |
| | | 27.96 | 13.51 | 41.47 | 54.00 | -12.53 | average |
| 3 | 2390.0000 | 40.05 | 13.75 | 53.80 | 74.00 | -20.20 | peak |

Note: 1. If Peak Result complies with AV limit, AV Result is deemed to comply with AV limit.
2. Test setup: RBW: 1 MHz, VBW: 3 MHz, Sweep time: auto.
3. Measurement = Reading Level + Correct Factor.
4. Only the worst case emission was recorded, if it complies with the limit, the other emissions deemed to comply with the limit


*This report shall not be reproduced except in full, without the written approval of UL-CCIC COMPANY LIMITED.*

| Test Mode | Channel | Polarization | Verdict |
|---|---|---|---|
| 11N HT20 | HCH | Horizontal | PASS |

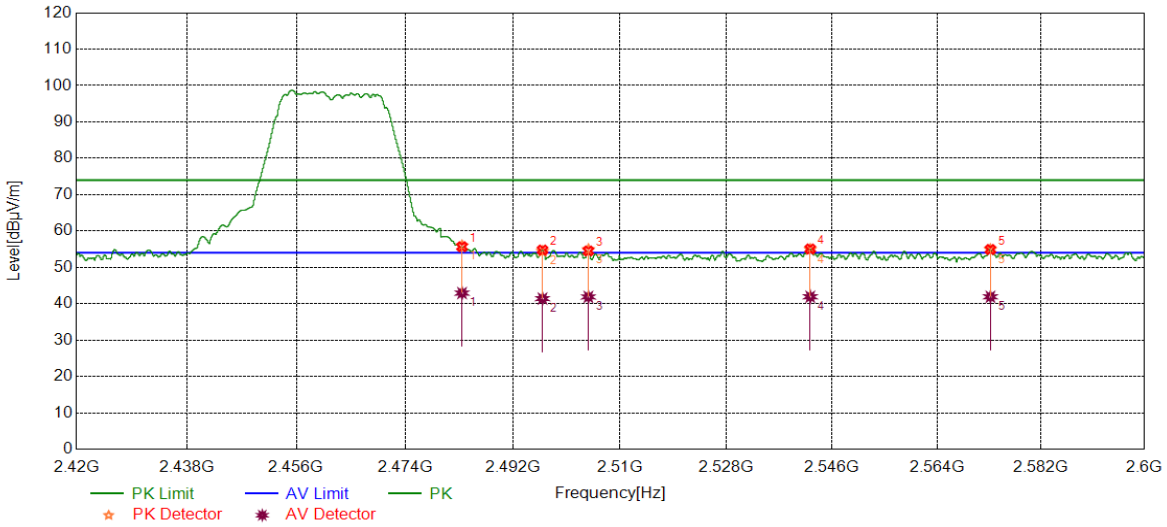


| No. | Frequency (MHz) | Reading Level (dBuV/m) | Correct Factor (dB) | Result (dBuV/m) | Limit (dBuV/m) | Margin (dB) | Remark |
|---|---|---|---|---|---|---|---|
| 1 | 2483.5000 | 42.42 | 13.51 | 55.93 | 74.00 | -18.07 | peak |
| | | 29.42 | 13.51 | 42.93 | 54.00 | -11.07 | average |
| 2 | 2496.9577 | 40.79 | 13.62 | 54.41 | 74.00 | -19.59 | peak |
| | | 27.79 | 13.62 | 41.41 | 54.00 | -12.59 | average |
| 3 | 2504.6625 | 41.21 | 13.68 | 54.89 | 74.00 | -19.11 | peak |
| | | 28.20 | 13.68 | 41.88 | 54.00 | -12.12 | average |
| 4 | 2542.2682 | 41.03 | 13.89 | 54.92 | 74.00 | -19.08 | peak |
| | | 28.03 | 13.89 | 41.92 | 54.00 | -12.08 | average |
| 5 | 2573.2133 | 40.89 | 14.02 | 54.91 | 74.00 | -19.09 | peak |
| | | 27.89 | 14.02 | 41.91 | 54.00 | -12.09 | average |

Note: 1. If Peak Result complies with AV limit, AV Result is deemed to comply with AV limit.
2. Test setup: RBW: 1 MHz, VBW: 3 MHz, Sweep time: auto.
3. Measurement = Reading Level + Correct Factor.
4. Only the worst case emission was recorded, if it complies with the limit, the other emissions deemed to comply with the limit


*This report shall not be reproduced except in full, without the written approval of UL-CCIC COMPANY LIMITED.*

| Test Mode | Channel | Polarization | Verdict |
|---|---|---|---|
| 11N HT20 | HCH | Vertical | PASS |

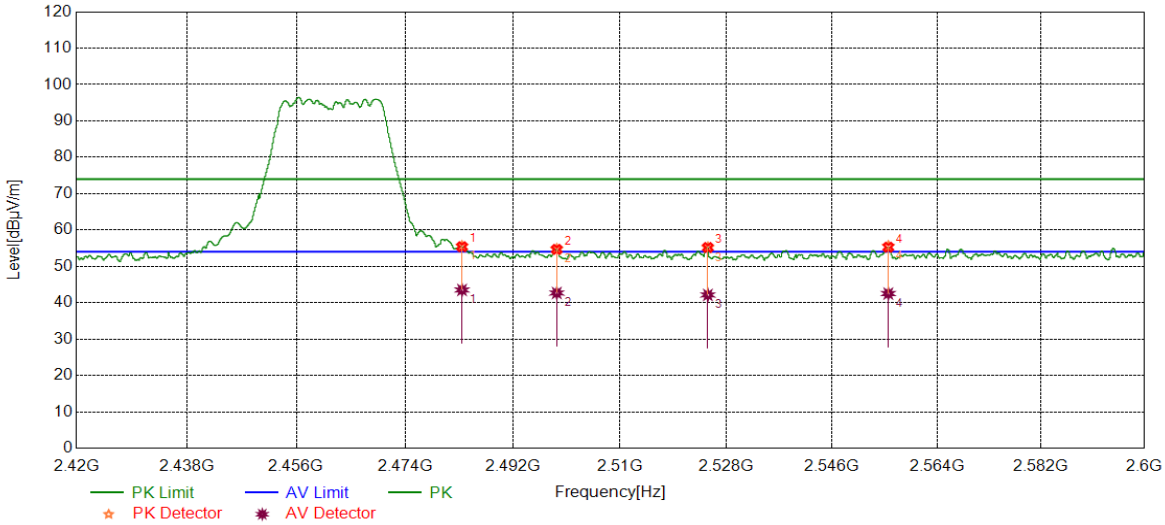


| No. | Frequency (MHz) | Reading Level (dBuV/m) | Correct Factor (dB) | Result (dBuV/m) | Limit (dBuV/m) | Margin (dB) | Remark |
|---|---|---|---|---|---|---|---|
| 1 | 2483.5000 | 42.00 | 13.51 | 55.51 | 74.00 | -18.49 | peak |
| | | 30.00 | 13.51 | 43.51 | 54.00 | -10.49 | average |
| 2 | 2499.3519 | 41.01 | 13.67 | 54.68 | 74.00 | -19.32 | peak |
| | | 29.01 | 13.67 | 42.68 | 54.00 | -11.32 | average |
| 3 | 2524.8425 | 41.34 | 13.81 | 55.15 | 74.00 | -18.85 | peak |
| | | 28.33 | 13.81 | 42.14 | 54.00 | -11.86 | average |
| 4 | 2555.6256 | 41.54 | 13.98 | 55.52 | 74.00 | -18.48 | peak |
| | | 28.54 | 13.98 | 42.52 | 54.00 | -11.48 | average |

Note: 1. If Peak Result complies with AV limit, AV Result is deemed to comply with AV limit.
2. Test setup: RBW: 1 MHz, VBW: 3 MHz, Sweep time: auto.
3. Measurement = Reading Level + Correct Factor.
4. Only the worst case emission was recorded, if it complies with the limit, the other emissions deemed to comply with the limit


*This report shall not be reproduced except in full, without the written approval of UL-CCIC COMPANY LIMITED.*

| Test Mode | Channel | Polarization | Verdict |
|---|---|---|---|
| 11N HT40 | LCH | Horizontal | PASS |

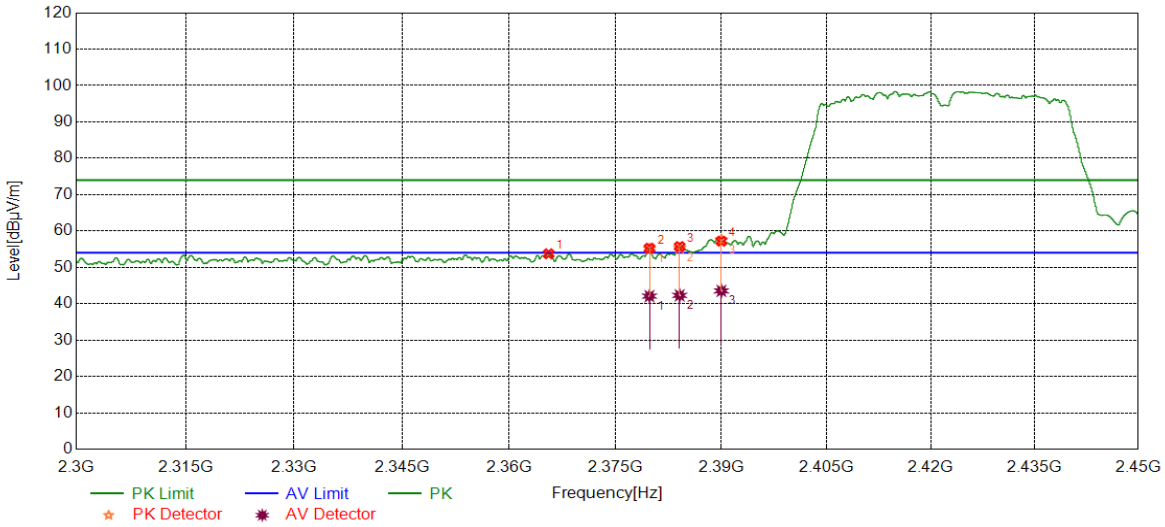


| No. | Frequency (MHz) | Reading Level (dBuV/m) | Correct Factor (dB) | Result (dBuV/m) | Limit (dBuV/m) | Margin (dB) | Remark |
|---|---|---|---|---|---|---|---|
| 1 | 2365.5582 | 40.24 | 13.50 | 53.74 | 74.00 | -20.26 | peak |
| 2 | 2379.7912 | 41.60 | 13.67 | 55.27 | 74.00 | -18.73 | average |
| | | 28.43 | 13.67 | 42.10 | 54.00 | -11.90 | peak |
| 3 | 2384.0668 | 42.00 | 13.72 | 55.72 | 74.00 | -18.28 | average |
| | | 28.58 | 13.72 | 42.30 | 54.00 | -11.70 | peak |
| 4 | 2390.0000 | 43.79 | 13.75 | 57.54 | 74.00 | -16.46 | average |
| | | 29.79 | 13.75 | 43.54 | 54.00 | -10.46 | peak |

Note: 1. If Peak Result complies with AV limit, AV Result is deemed to comply with AV limit.
2. Test setup: RBW: 1 MHz, VBW: 3 MHz, Sweep time: auto.
3. Measurement = Reading Level + Correct Factor.
4. Only the worst case emission was recorded, if it complies with the limit, the other emissions deemed to comply with the limit


*This report shall not be reproduced except in full, without the written approval of UL-CCIC COMPANY LIMITED.*

| Test Mode | Channel | Polarization | Verdict |
|---|---|---|---|
| 11N HT40 | LCH | Vertical | PASS |

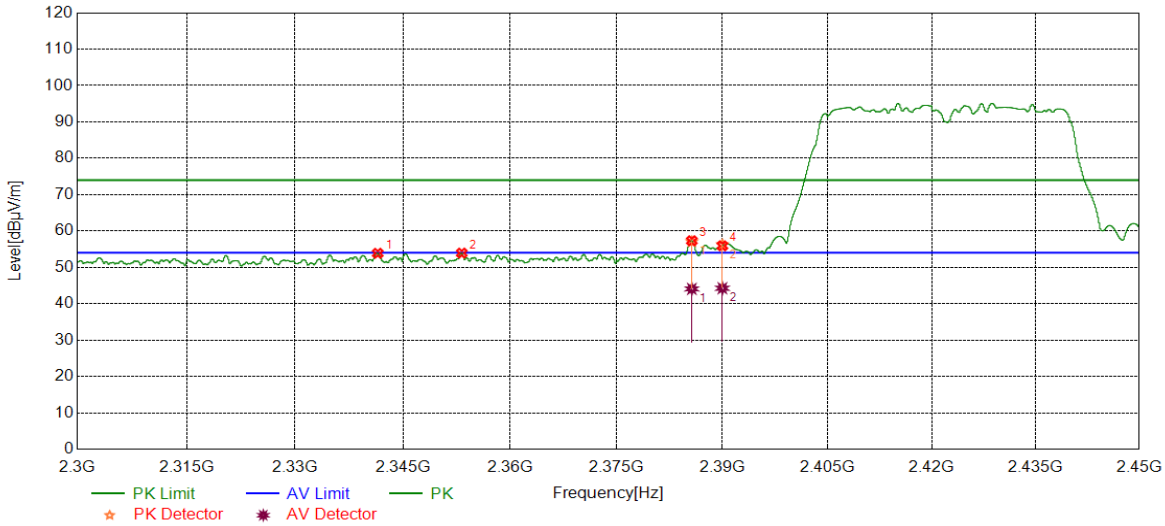


| No. | Frequency (MHz) | Reading Level (dBuV/m) | Correct Factor (dB) | Result (dBuV/m) | Limit (dBuV/m) | Margin (dB) | Remark |
|---|---|---|---|---|---|---|---|
| 1 | 2341.4802 | 40.59 | 13.29 | 53.88 | 74.00 | -20.12 | peak |
| 2 | 2353.2192 | 40.50 | 13.43 | 53.93 | 74.00 | -20.07 | peak |
| 3 | 2385.6607 | 43.34 | 13.74 | 57.08 | 74.00 | -16.92 | peak |
| | | 30.34 | 13.74 | 44.08 | 54.00 | -9.92 | average |
| 4 | 2390.0000 | 42.51 | 13.75 | 56.26 | 74.00 | -17.74 | peak |
| | | 30.51 | 13.75 | 44.26 | 54.00 | -9.74 | average |

Note: 1. If Peak Result complies with AV limit, AV Result is deemed to comply with AV limit.
2. Test setup: RBW: 1 MHz, VBW: 3 MHz, Sweep time: auto.
3. Measurement = Reading Level + Correct Factor.
4. Only the worst case emission was recorded, if it complies with the limit, the other emissions deemed to comply with the limit


*This report shall not be reproduced except in full, without the written approval of UL-CCIC COMPANY LIMITED.*

| Test Mode | Channel | Polarization | Verdict |
|---|---|---|---|
| 11N HT40 | HCH | Horizontal | PASS |

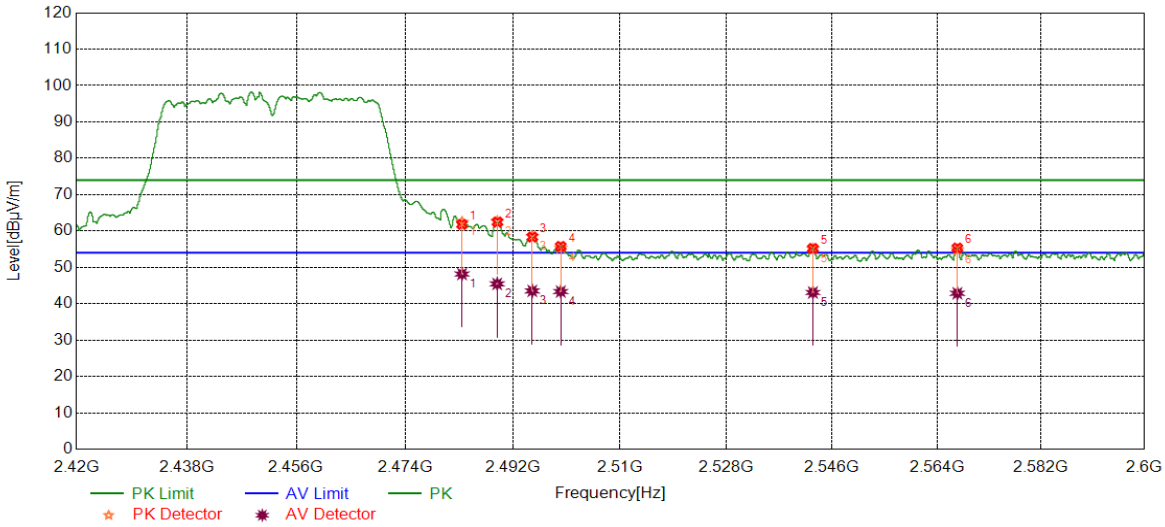


| No. | Frequency (MHz) | Reading Level (dBuV/m) | Correct Factor (dB) | Result (dBuV/m) | Limit (dBuV/m) | Margin (dB) | Remark |
|---|---|---|---|---|---|---|---|
| 1 | 2483.5000 | 48.94 | 13.50 | 62.44 | 74.00 | -11.56 | peak |
| | | 34.67 | 13.50 | 48.17 | 54.00 | -5.83 | average |
| 2 | 2489.3650 | 49.10 | 13.54 | 62.64 | 74.00 | -11.36 | peak |
| | | 31.91 | 13.54 | 45.45 | 54.00 | -8.55 | average |
| 3 | 2495.2475 | 44.93 | 13.60 | 58.53 | 74.00 | -15.47 | peak |
| | | 29.93 | 13.60 | 43.53 | 54.00 | -10.47 | average |
| 4 | 2500.0180 | 41.67 | 13.68 | 55.35 | 74.00 | -18.65 | peak |
| | | 29.67 | 13.68 | 43.35 | 54.00 | -10.65 | average |
| 5 | 2542.7183 | 41.19 | 13.90 | 55.09 | 74.00 | -18.91 | peak |
| | | 29.19 | 13.90 | 43.09 | 54.00 | -10.91 | average |
| 6 | 2567.5068 | 40.88 | 13.99 | 54.87 | 74.00 | -19.13 | peak |
| | | 28.88 | 13.99 | 42.87 | 54.00 | -11.13 | average |

Note: 1. If Peak Result complies with AV limit, AV Result is deemed to comply with AV limit.
2. Test setup: RBW: 1 MHz, VBW: 3 MHz, Sweep time: auto.
3. Measurement = Reading Level + Correct Factor.
4. Only the worst case emission was recorded, if it complies with the limit, the other emissions deemed to comply with the limit


*This report shall not be reproduced except in full, without the written approval of UL-CCIC COMPANY LIMITED.*

| Test Mode | Channel | Polarization | Verdict |
|---|---|---|---|
| 11N HT40 | HCH | Vertical | PASS |

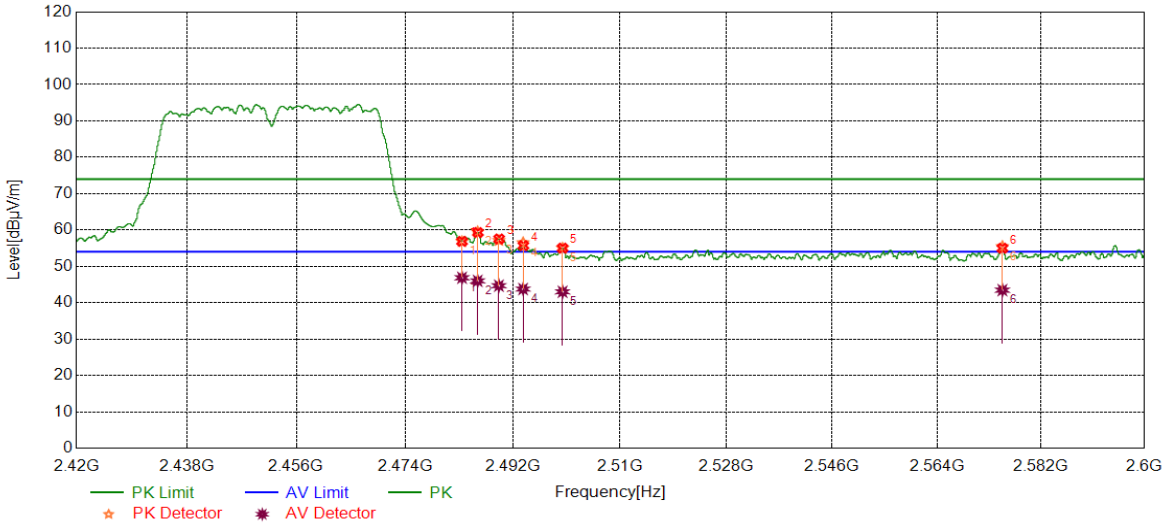


| No. | Frequency (MHz) | Reading Level (dBuV/m) | Correct Factor (dB) | Result (dBuV/m) | Limit (dBuV/m) | Margin (dB) | Remark |
|---|---|---|---|---|---|---|---|
| 1 | 2483.5000 | 43.34 | 13.50 | 56.84 | 74.00 | -17.16 | peak |
| | | 33.37 | 13.50 | 46.87 | 54.00 | -7.13 | average |
| 2 | 2486.1067 | 45.96 | 13.53 | 59.49 | 74.00 | -14.51 | peak |
| | | 32.49 | 13.53 | 46.02 | 54.00 | -7.98 | average |
| 3 | 2489.6557 | 43.58 | 13.55 | 57.13 | 74.00 | -16.87 | peak |
| | | 31.13 | 13.55 | 44.68 | 54.00 | -9.32 | average |
| 4 | 2493.7035 | 42.90 | 13.61 | 56.51 | 74.00 | -17.49 | peak |
| | | 30.15 | 13.61 | 43.76 | 54.00 | -10.24 | average |
| 5 | 2500.3240 | 41.33 | 13.68 | 55.01 | 74.00 | -18.99 | peak |
| | | 29.33 | 13.68 | 43.01 | 54.00 | -10.99 | average |
| 6 | 2575.2835 | 41.47 | 13.99 | 55.46 | 74.00 | -18.54 | peak |
| | | 29.47 | 13.99 | 43.46 | 54.00 | -10.54 | average |

Note: 1. If Peak Result complies with AV limit, AV Result is deemed to comply with AV limit.
2. Test setup: RBW: 1 MHz, VBW: 3 MHz, Sweep time: auto.
3. Measurement = Reading Level + Correct Factor.
4. Only the worst case emission was recorded, if it complies with the limit, the other emissions deemed to comply with the limit


*This report shall not be reproduced except in full, without the written approval of UL-CCIC COMPANY LIMITED.*

### 7.6.4. SPURIOUS EMISSIONS

Test Result Table:
1) For 1GHz~18GHz

| Test Mode | Channel | Puw(dBm) | Verdict |
|---|---|---|---|
| 11B | LCH | <Limit | PASS |
| | MCH | <Limit | PASS |
| | HCH | <Limit | PASS |
| 11G | LCH | <Limit | PASS |
| | MCH | <Limit | PASS |
| | HCH | <Limit | PASS |
| 11N HT20 | LCH | <Limit | PASS |
| | MCH | <Limit | PASS |
| | HCH | <Limit | PASS |
| 11N HT40 | LCH | <Limit | PASS |
| | MCH | <Limit | PASS |
| | HCH | <Limit | PASS |

2) For 9KHz~30MHz

| Test Mode | Channel | Puw(dBm) | Verdict |
|---|---|---|---|
| 11B | HCH | <Limit | PASS |

Remark:
1) Through pre-testing all the test modes and test channels, but only the data of the worst case is included in this test report.

3) For 30MHz~1GHz

| Test Mode | Channel | Puw(dBm) | Verdict |
|---|---|---|---|
| 11B | HCH | <Limit | PASS |

Remark:
1) Through pre-testing all the test modes and test channels, but only the data of the worst case is included in this test report.

4) For 18GHz~26.5GHz

| Test Mode | Channel | Puw(dBm) | Verdict |
|---|---|---|---|
| 11B | HCH | <Limit | PASS |

Remark:
1) Through pre-testing all the test modes and test channels, but only the data of the worst case is included in this test report.


*This report shall not be reproduced except in full, without the written approval of UL-CCIC COMPANY LIMITED.*

## Part I: 1GHz~18GHz

### HARMONICS AND SPURIOUS EMISSIONS

| Test Mode | Channel | Polarization | Verdict |
|---|---|---|---|
| 11B | LCH | Horizontal | PASS |

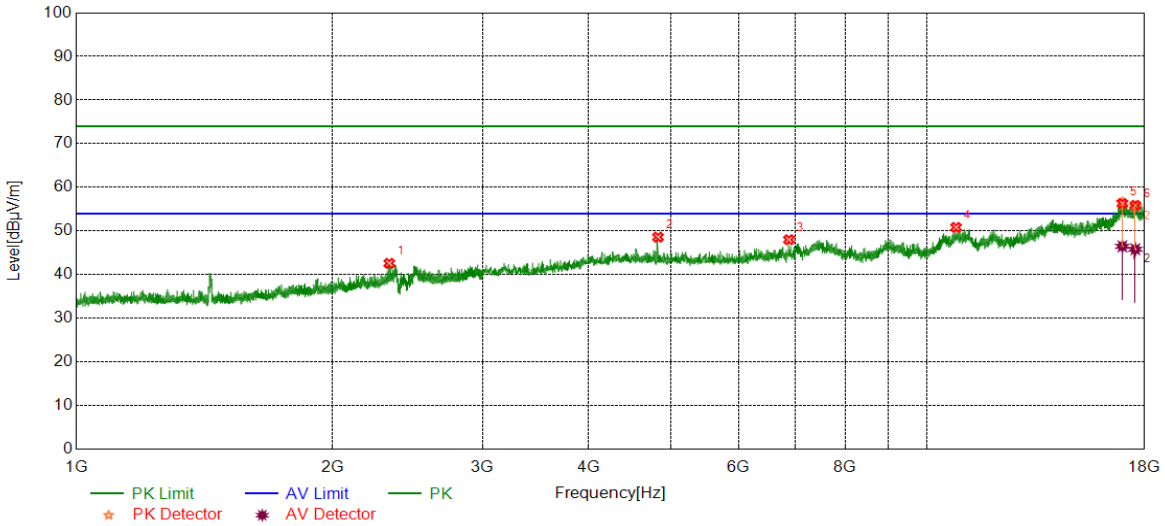


| No. | Frequency (MHz) | Reading Level (dBuV/m) | Correct Factor (dB) | Result (dBuV/m) | Limit (dBuV/m) | Margin (dB) | Remark |
|---|---|---|---|---|---|---|---|
| 1 | 2331.9165 | 44.41 | -1.82 | 42.59 | 74.00 | -31.41 | peak |
| 2 | 4824.6031 | 43.65 | 4.94 | 48.59 | 74.00 | -25.41 | peak |
| 3 | 6876.1095 | 39.88 | 8.13 | 48.01 | 74.00 | -25.99 | peak |
| 4 | 10806.6008 | 38.74 | 12.09 | 50.83 | 74.00 | -23.17 | peak |
| 5 | 16946.1183 | 37.19 | 19.30 | 56.49 | 74.00 | -17.51 | peak |
| | | 27.19 | 19.30 | 46.49 | 54.00 | -7.51 | average |
| 6 | 17553.6942 | 37.12 | 18.53 | 55.65 | 74.00 | -18.35 | peak |
| | | 27.28 | 18.53 | 45.81 | 54.00 | -8.19 | average |

Note: 1. Measurement = Reading Level + Correct Factor.
2. If Peak Result complies with AV limit, AV Result is deemed to comply with AV limit.
3. Test setup: RBW: 1 MHz, VBW: 3 MHz, Sweep time: auto.
4. Peak: Peak detector.
5. Confirm that the test have added the BRF losses during the testing. Proper operation of the transmitter prior to adding the filter to the measurement chain. Filter losses were only considered in the spurious frequency bands and the authorized band was not corrected for Band Reject Filter losses.
6. Only the worst case emission was recorded, if it complies with the limit, the other emissions deemed to comply with the limit.


*This report shall not be reproduced except in full, without the written approval of UL-CCIC COMPANY LIMITED.*

| Test Mode | Channel | Polarization | Verdict |
|---|---|---|---|
| 11B | LCH | Vertical | PASS |

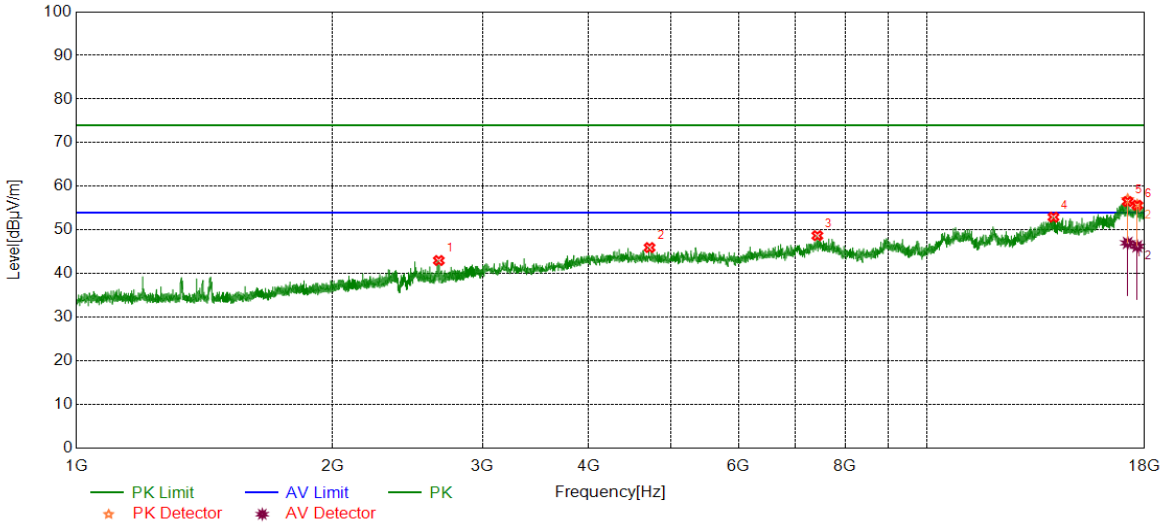


| No. | Frequency (MHz) | Reading Level (dBuV/m) | Correct Factor (dB) | Result (dBuV/m) | Limit (dBuV/m) | Margin (dB) | Remark |
|---|---|---|---|---|---|---|---|
| 1 | 2666.2083 | 43.77 | -0.76 | 43.01 | 74.00 | -30.99 | peak |
| 2 | 4715.8395 | 41.03 | 4.94 | 45.97 | 74.00 | -28.03 | peak |
| 3 | 7425.5532 | 39.62 | 9.08 | 48.70 | 74.00 | -25.30 | peak |
| 4 | 14065.7582 | 37.25 | 15.70 | 52.95 | 74.00 | -21.05 | peak |
| 5 | 17191.7740 | 38.21 | 18.77 | 56.98 | 74.00 | -17.02 | peak |
| | | 28.27 | 18.77 | 47.04 | 54.00 | -6.96 | average |
| 6 | 17643.7055 | 37.08 | 18.66 | 55.74 | 74.00 | -18.26 | peak |
| | | 27.61 | 18.66 | 46.27 | 54.00 | -7.73 | average |

Note: 1. Measurement = Reading Level + Correct Factor.
2. If Peak Result complies with AV limit, AV Result is deemed to comply with AV limit.
3. Test setup: RBW: 1 MHz, VBW: 3 MHz, Sweep time: auto.
4. Peak: Peak detector.
5. Confirm that the test have added the BRF losses during the testing. Proper operation of the transmitter prior to adding the filter to the measurement chain. Filter losses were only considered in the spurious frequency bands and the authorized band was not corrected for Band Reject Filter losses.
6. Only the worst case emission was recorded, if it complies with the limit, the other emissions deemed to comply with the limit.


*This report shall not be reproduced except in full, without the written approval of UL-CCIC COMPANY LIMITED.*

| Test Mode | Channel | Polarization | Verdict |
|---|---|---|---|
| 11B | MCH | Horizontal | PASS |

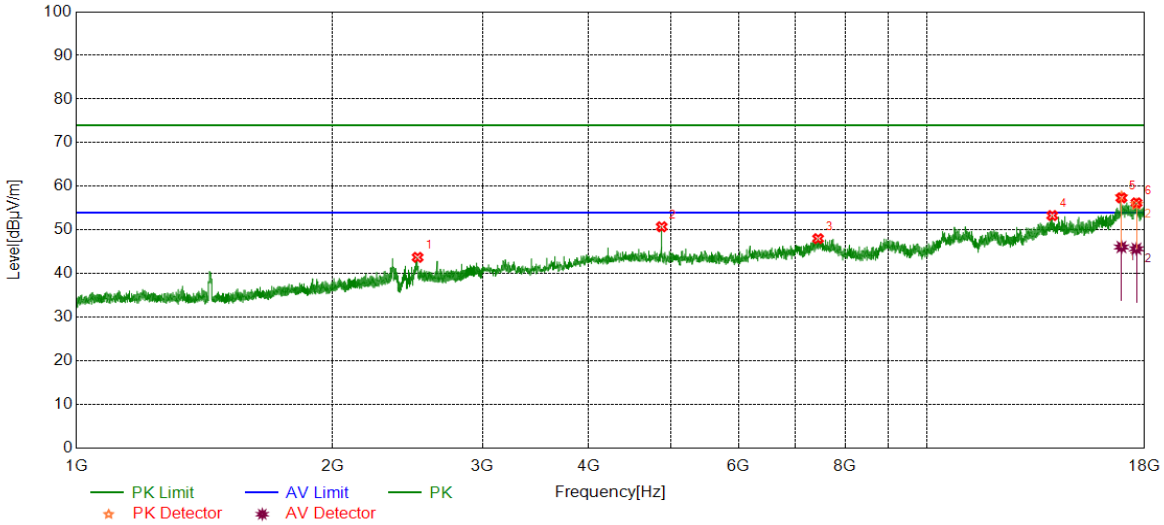


| No. | Frequency (MHz) | Reading Level (dBuV/m) | Correct Factor (dB) | Result (dBuV/m) | Limit (dBuV/m) | Margin (dB) | Remark |
|---|---|---|---|---|---|---|---|
| 1 | 2517.6897 | 44.44 | -0.71 | 43.73 | 74.00 | -30.27 | peak |
| 2 | 4873.3592 | 45.88 | 4.86 | 50.74 | 74.00 | -23.26 | peak |
| 3 | 7440.5551 | 38.85 | 9.17 | 48.02 | 74.00 | -25.98 | peak |
| 4 | 14020.7526 | 38.05 | 15.26 | 53.31 | 74.00 | -20.69 | peak |
| 5 | 16906.7383 | 39.03 | 18.59 | 57.62 | 74.00 | -16.38 | peak |
| | | 27.51 | 18.59 | 46.10 | 54.00 | -7.90 | average |
| 6 | 17608.0760 | 37.20 | 18.72 | 55.92 | 74.00 | -18.08 | peak |
| | | 26.97 | 18.72 | 45.69 | 54.00 | -8.31 | average |

Note: 1. Measurement = Reading Level + Correct Factor.
2. If Peak Result complies with AV limit, AV Result is deemed to comply with AV limit.
3. Test setup: RBW: 1 MHz, VBW: 3 MHz, Sweep time: auto.
4. Peak: Peak detector.
5. Confirm that the test have added the BRF losses during the testing. Proper operation of the transmitter prior to adding the filter to the measurement chain. Filter losses were only considered in the spurious frequency bands and the authorized band was not corrected for Band Reject Filter losses.
6. Only the worst case emission was recorded, if it complies with the limit, the other emissions deemed to comply with the limit.


*This report shall not be reproduced except in full, without the written approval of UL-CCIC COMPANY LIMITED.*

| Test Mode | Channel | Polarization | Verdict |
|---|---|---|---|
| 11B | MCH | Vertical | PASS |

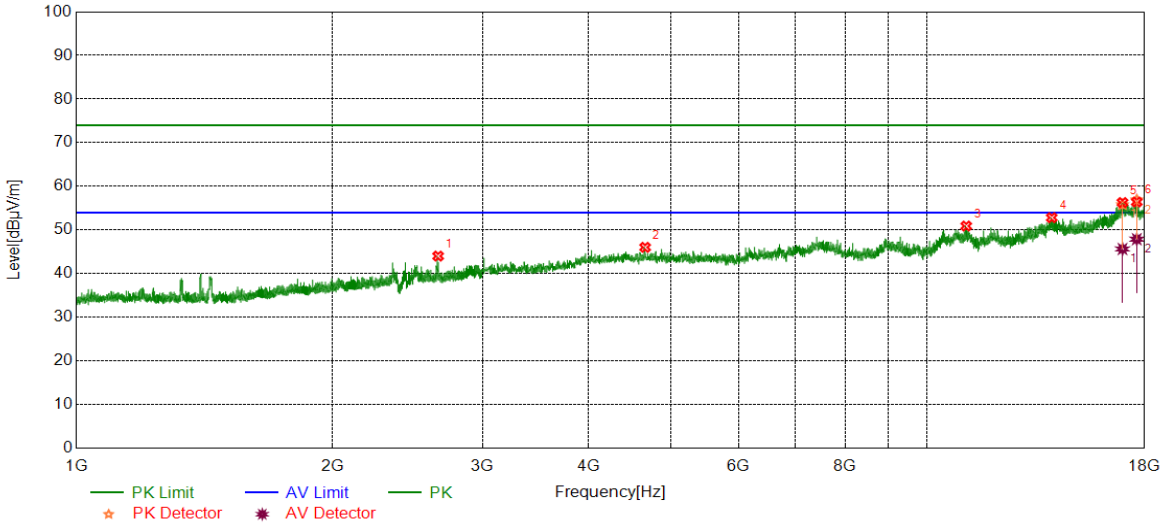


| No. | Frequency (MHz) | Reading Level (dBuV/m) | Correct Factor (dB) | Result (dBuV/m) | Limit (dBuV/m) | Margin (dB) | Remark |
|---|---|---|---|---|---|---|---|
| 1 | 2661.2077 | 44.78 | -0.76 | 44.02 | 74.00 | -29.98 | peak |
| 2 | 4659.5824 | 40.52 | 5.51 | 46.03 | 74.00 | -27.97 | peak |
| 3 | 11108.5136 | 38.32 | 12.59 | 50.91 | 74.00 | -23.09 | peak |
| 4 | 14000.1250 | 37.71 | 15.11 | 52.82 | 74.00 | -21.18 | peak |
| 5 | 16953.6192 | 36.38 | 19.42 | 55.80 | 74.00 | -18.20 | peak |
| | | 26.23 | 19.42 | 45.65 | 54.00 | -8.35 | average |
| 6 | 17621.2027 | 38.17 | 18.73 | 56.90 | 74.00 | -17.10 | peak |
| | | 29.16 | 18.73 | 47.89 | 54.00 | -6.11 | average |

Note: 1. Measurement = Reading Level + Correct Factor.
2. If Peak Result complies with AV limit, AV Result is deemed to comply with AV limit.
3. Test setup: RBW: 1 MHz, VBW: 3 MHz, Sweep time: auto.
4. Peak: Peak detector.
5. Confirm that the test have added the BRF losses during the testing. Proper operation of the transmitter prior to adding the filter to the measurement chain. Filter losses were only considered in the spurious frequency bands and the authorized band was not corrected for Band Reject Filter losses.
6. Only the worst case emission was recorded, if it complies with the limit, the other emissions deemed to comply with the limit.


*This report shall not be reproduced except in full, without the written approval of UL-CCIC COMPANY LIMITED.*

| Test Mode | Channel | Polarization | Verdict |
|---|---|---|---|
| 11B | HCH | Horizontal | PASS |

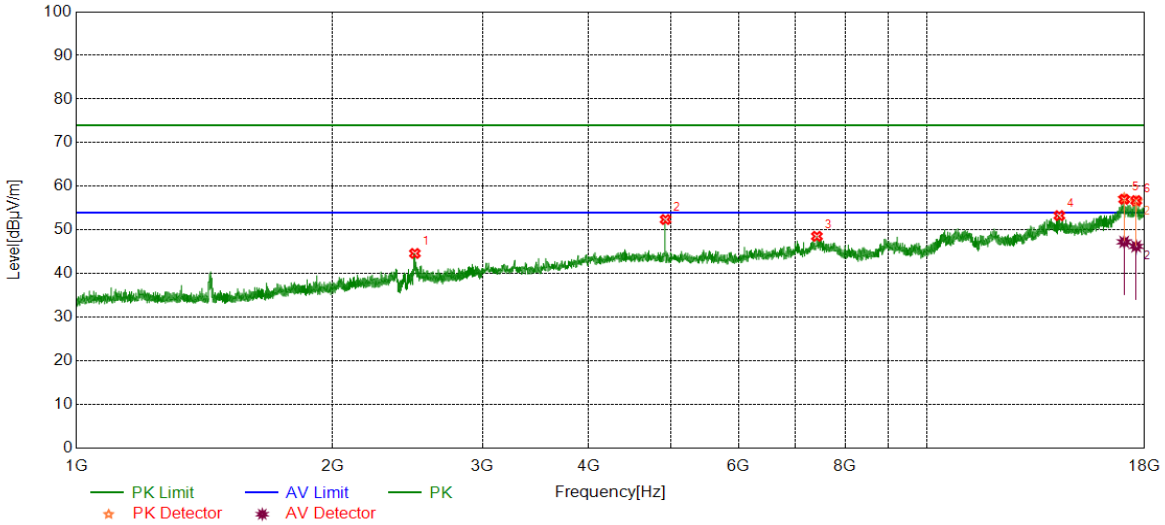


| No. | Frequency (MHz) | Reading Level (dBuV/m) | Correct Factor (dB) | Result (dBuV/m) | Limit (dBuV/m) | Margin (dB) | Remark |
|---|---|---|---|---|---|---|---|
| 1 | 2498.9374 | 45.25 | -0.62 | 44.63 | 74.00 | -29.37 | peak |
| 2 | 4923.9905 | 47.32 | 5.08 | 52.40 | 74.00 | -21.60 | peak |
| 3 | 7416.1770 | 39.44 | 9.11 | 48.55 | 74.00 | -25.45 | peak |
| 4 | 14290.7863 | 38.01 | 15.28 | 53.29 | 74.00 | -20.71 | peak |
| 5 | 17030.5038 | 37.72 | 19.50 | 57.22 | 74.00 | -16.78 | peak |
| | | 27.78 | 19.50 | 47.28 | 54.00 | -6.72 | average |
| 6 | 17593.0741 | 37.77 | 18.76 | 56.53 | 74.00 | -17.47 | peak |
| | | 27.49 | 18.76 | 46.25 | 54.00 | -7.75 | average |

Note: 1. Measurement = Reading Level + Correct Factor.
2. If Peak Result complies with AV limit, AV Result is deemed to comply with AV limit.
3. Test setup: RBW: 1 MHz, VBW: 3 MHz, Sweep time: auto.
4. Peak: Peak detector.
5. Confirm that the test have added the BRF losses during the testing. Proper operation of the transmitter prior to adding the filter to the measurement chain. Filter losses were only considered in the spurious frequency bands and the authorized band was not corrected for Band Reject Filter losses.
6. Only the worst case emission was recorded, if it complies with the limit, the other emissions deemed to comply with the limit.


*This report shall not be reproduced except in full, without the written approval of UL-CCIC COMPANY LIMITED.*

| Test Mode | Channel | Polarization | Verdict |
|---|---|---|---|
| 11B | HCH | Vertical | PASS |

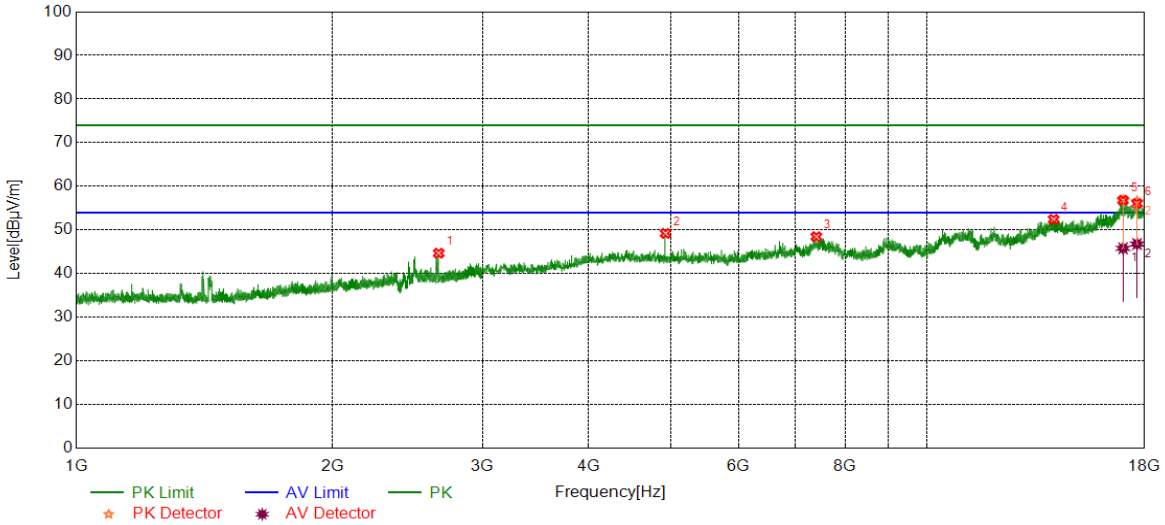


| No. | Frequency (MHz) | Reading Level (dBuV/m) | Correct Factor (dB) | Result (dBuV/m) | Limit (dBuV/m) | Margin (dB) | Remark |
|---|---|---|---|---|---|---|---|
| 1 | 2665.4582 | 45.44 | -0.76 | 44.68 | 74.00 | -29.32 | peak |
| 2 | 4923.9905 | 44.14 | 5.08 | 49.22 | 74.00 | -24.78 | peak |
| 3 | 7404.9256 | 39.42 | 9.04 | 48.46 | 74.00 | -25.54 | peak |
| 4 | 14073.2592 | 36.67 | 15.75 | 52.42 | 74.00 | -21.58 | peak |
| 5 | 16979.8725 | 37.30 | 19.50 | 56.80 | 74.00 | -17.20 | peak |
| | | 26.30 | 19.50 | 45.80 | 54.00 | -8.20 | average |
| 6 | 17634.3293 | 37.72 | 18.76 | 56.48 | 74.00 | -17.52 | peak |
| | | 26.30 | 19.50 | 45.80 | 54.00 | -8.20 | average |

Note: 1. Measurement = Reading Level + Correct Factor.
2. If Peak Result complies with AV limit, AV Result is deemed to comply with AV limit.
3. Test setup: RBW: 1 MHz, VBW: 3 MHz, Sweep time: auto.
4. Peak: Peak detector.
5. Confirm that the test have added the BRF losses during the testing. Proper operation of the transmitter prior to adding the filter to the measurement chain. Filter losses were only considered in the spurious frequency bands and the authorized band was not corrected for Band Reject Filter losses.
6. Only the worst case emission was recorded, if it complies with the limit, the other emissions deemed to comply with the limit.


*This report shall not be reproduced except in full, without the written approval of UL-CCIC COMPANY LIMITED.*

| Test Mode | Channel | Polarization | Verdict |
|---|---|---|---|
| 11G | LCH | Horizontal | PASS |

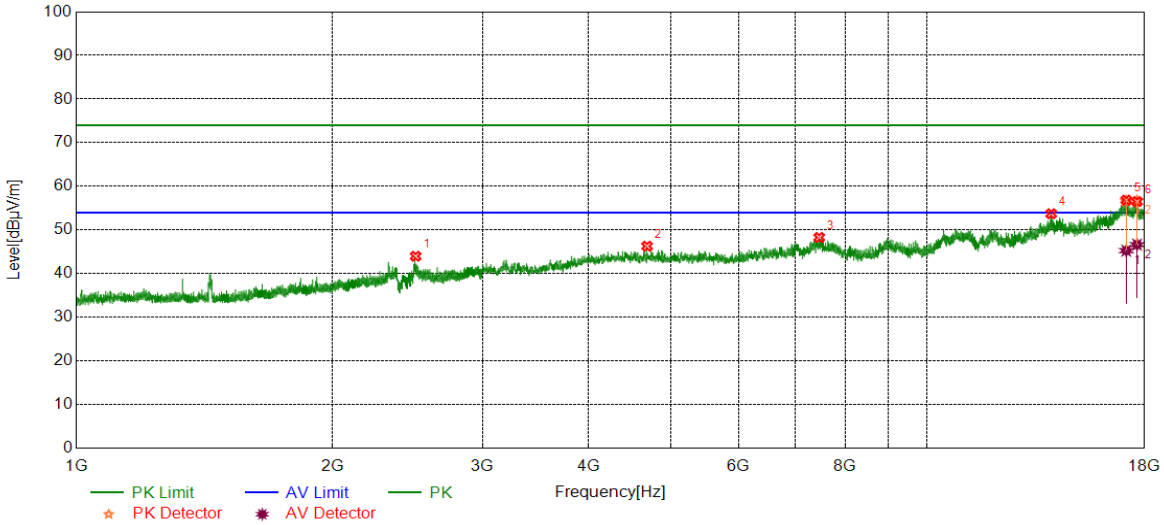


| No. | Frequency (MHz) | Reading Level (dBuV/m) | Correct Factor (dB) | Result (dBuV/m) | Limit (dBuV/m) | Margin (dB) | Remark |
|---|---|---|---|---|---|---|---|
| 1 | 2503.9380 | 44.57 | -0.58 | 43.99 | 74.00 | -30.01 | peak |
| 2 | 4683.9605 | 41.38 | 4.91 | 46.29 | 74.00 | -27.71 | peak |
| 3 | 7463.0579 | 38.97 | 9.32 | 48.29 | 74.00 | -25.71 | peak |
| 4 | 13979.4974 | 38.59 | 15.14 | 53.73 | 74.00 | -20.27 | peak |
| 5 | 17126.1408 | 38.22 | 18.41 | 56.63 | 74.00 | -17.37 | peak |
| | | 26.87 | 18.41 | 45.28 | 54.00 | -8.72 | average |
| 6 | 17634.3293 | 37.97 | 18.76 | 56.73 | 74.00 | -17.27 | peak |
| | | 27.89 | 18.76 | 46.65 | 54.00 | -7.35 | average |

Note: 1. Measurement = Reading Level + Correct Factor.
2. If Peak Result complies with AV limit, AV Result is deemed to comply with AV limit.
3. Test setup: RBW: 1 MHz, VBW: 3 MHz, Sweep time: auto.
4. Peak: Peak detector.
5. Confirm that the test have added the BRF losses during the testing. Proper operation of the transmitter prior to adding the filter to the measurement chain. Filter losses were only considered in the spurious frequency bands and the authorized band was not corrected for Band Reject Filter losses.
6. Only the worst case emission was recorded, if it complies with the limit, the other emissions deemed to comply with the limit.


*This report shall not be reproduced except in full, without the written approval of UL-CCIC COMPANY LIMITED.*

| Test Mode | Channel | Polarization | Verdict |
|---|---|---|---|
| 11G | LCH | Vertical | PASS |

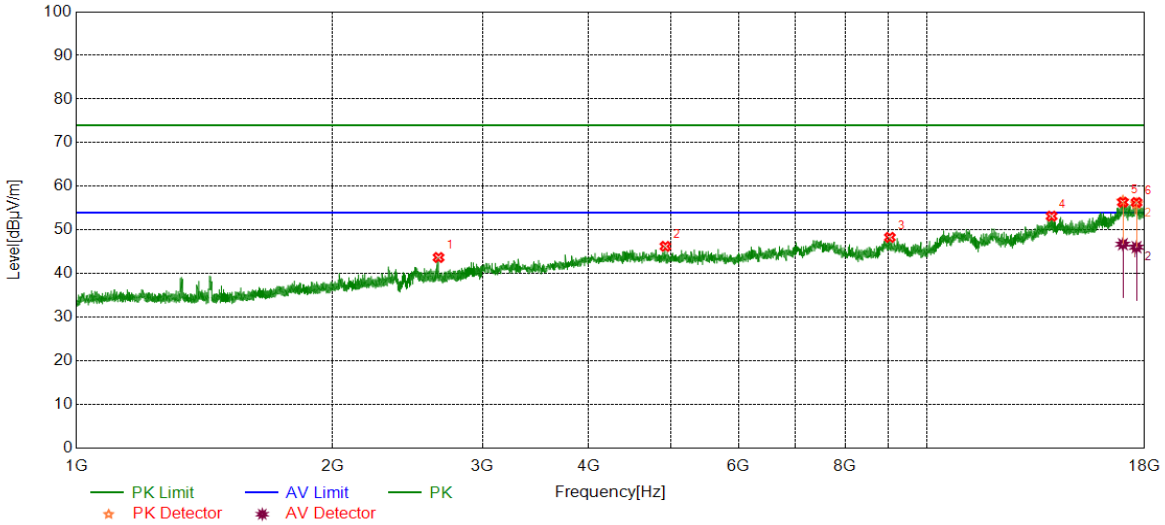


| No. | Frequency (MHz) | Reading Level (dBuV/m) | Correct Factor (dB) | Result (dBuV/m) | Limit (dBuV/m) | Margin (dB) | Remark |
|---|---|---|---|---|---|---|---|
| 1 | 2664.2080 | 44.46 | -0.76 | 43.70 | 74.00 | -30.30 | peak |
| 2 | 4922.1153 | 41.19 | 5.06 | 46.25 | 74.00 | -27.75 | peak |
| 3 | 9034.5043 | 38.85 | 9.46 | 48.31 | 74.00 | -25.69 | peak |
| 4 | 13996.3745 | 38.06 | 15.11 | 53.17 | 74.00 | -20.83 | peak |
| 5 | 16970.4963 | 36.76 | 19.88 | 56.64 | 74.00 | -17.36 | peak |
| | | 26.87 | 19.88 | 46.75 | 54.00 | -7.25 | average |
| 6 | 17609.9512 | 37.31 | 18.72 | 56.03 | 74.00 | -17.97 | peak |
| | | 27.35 | 18.72 | 46.07 | 54.00 | -7.93 | average |

Note: 1. Measurement = Reading Level + Correct Factor.
2. If Peak Result complies with AV limit, AV Result is deemed to comply with AV limit.
3. Test setup: RBW: 1 MHz, VBW: 3 MHz, Sweep time: auto.
4. Peak: Peak detector.
5. Confirm that the test have added the BRF losses during the testing. Proper operation of the transmitter prior to adding the filter to the measurement chain. Filter losses were only considered in the spurious frequency bands and the authorized band was not corrected for Band Reject Filter losses.
6. Only the worst case emission was recorded, if it complies with the limit, the other emissions deemed to comply with the limit.


*This report shall not be reproduced except in full, without the written approval of UL-CCIC COMPANY LIMITED.*

| Test Mode | Channel | Polarization | Verdict |
|---|---|---|---|
| 11G | MCH | Horizontal | PASS |

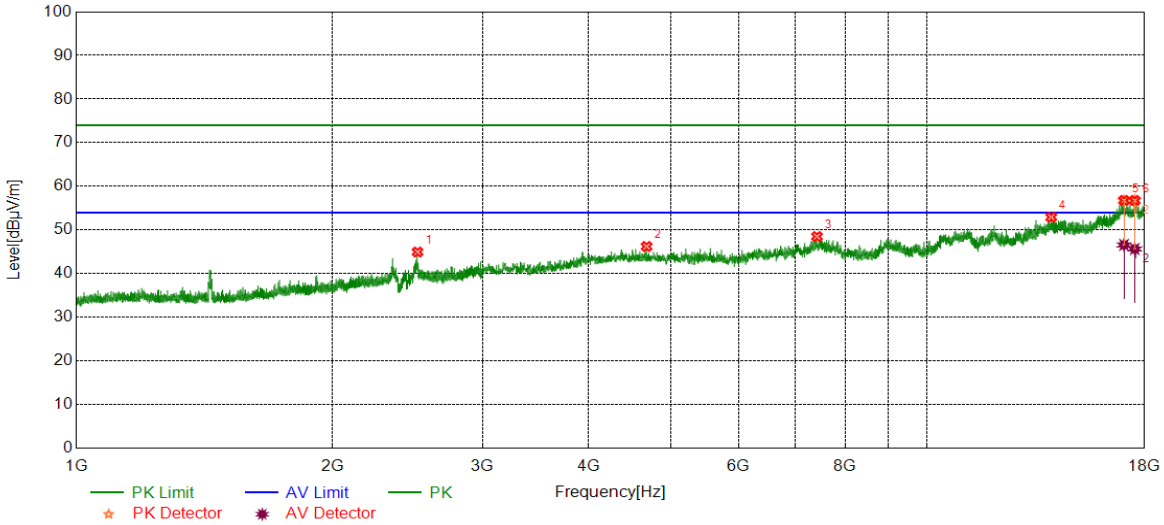


| No. | Frequency (MHz) | Reading Level (dBuV/m) | Correct Factor (dB) | Result (dBuV/m) | Limit (dBuV/m) | Margin (dB) | Remark |
|---|---|---|---|---|---|---|---|
| 1 | 2517.1896 | 45.65 | -0.70 | 44.95 | 74.00 | -29.05 | peak |
| 2 | 4678.3348 | 41.31 | 4.91 | 46.22 | 74.00 | -27.78 | peak |
| 3 | 7418.0523 | 39.42 | 9.08 | 48.50 | 74.00 | -25.50 | peak |
| 4 | 13981.3727 | 37.79 | 15.14 | 52.93 | 74.00 | -21.07 | peak |
| 5 | 17023.0029 | 37.41 | 19.33 | 56.74 | 74.00 | -17.26 | peak |
| | | 27.25 | 19.33 | 46.58 | 54.00 | -7.42 | average |
| 6 | 17525.5657 | 38.54 | 18.27 | 56.81 | 74.00 | -17.19 | peak |
| | | 27.38 | 18.27 | 45.65 | 54.00 | -8.35 | average |

Note: 1. Measurement = Reading Level + Correct Factor.
2. If Peak Result complies with AV limit, AV Result is deemed to comply with AV limit.
3. Test setup: RBW: 1 MHz, VBW: 3 MHz, Sweep time: auto.
4. Peak: Peak detector.
5. Confirm that the test have added the BRF losses during the testing. Proper operation of the transmitter prior to adding the filter to the measurement chain. Filter losses were only considered in the spurious frequency bands and the authorized band was not corrected for Band Reject Filter losses.
6. Only the worst case emission was recorded, if it complies with the limit, the other emissions deemed to comply with the limit.


*This report shall not be reproduced except in full, without the written approval of UL-CCIC COMPANY LIMITED.*

| Test Mode | Channel | Polarization | Verdict |
|---|---|---|---|
| 11G | MCH | Vertical | PASS |

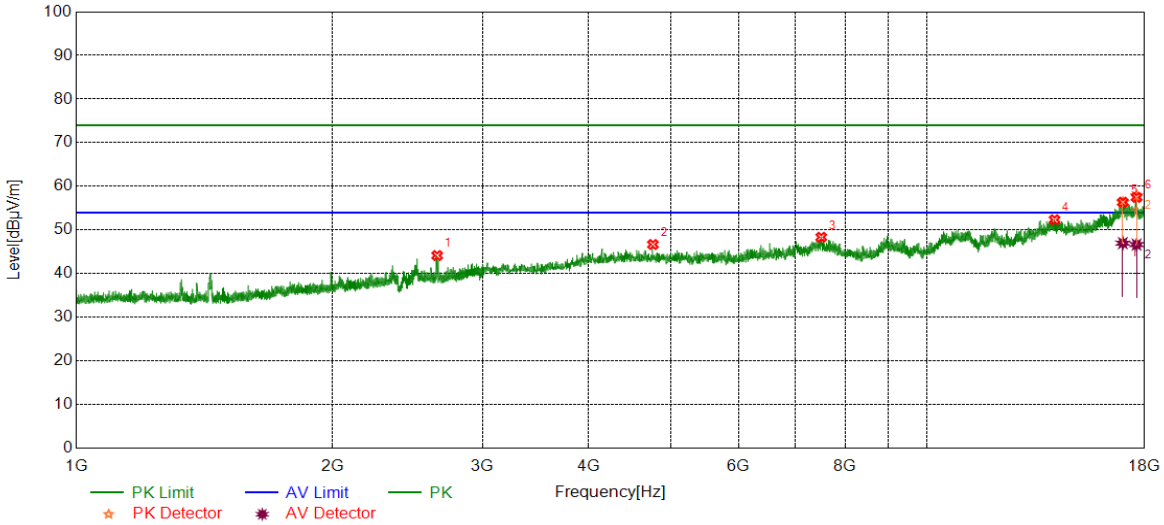


| No. | Frequency (MHz) | Reading Level (dBuV/m) | Correct Factor (dB) | Result (dBuV/m) | Limit (dBuV/m) | Margin (dB) | Remark |
|---|---|---|---|---|---|---|---|
| 1 | 2654.4568 | 44.94 | -0.79 | 44.15 | 74.00 | -29.85 | peak |
| 2 | 4758.9699 | 41.61 | 5.07 | 46.68 | 74.00 | -27.32 | peak |
| 3 | 7504.3130 | 39.18 | 9.16 | 48.34 | 74.00 | -25.66 | peak |
| 4 | 14107.0134 | 36.85 | 15.50 | 52.35 | 74.00 | -21.65 | peak |
| 5 | 16968.6211 | 36.45 | 19.88 | 56.33 | 74.00 | -17.67 | peak |
| | | 27.11 | 19.88 | 46.99 | 54.00 | -7.01 | average |
| 6 | 17613.7017 | 39.16 | 18.71 | 57.87 | 74.00 | -16.13 | peak |
| | | 27.95 | 18.71 | 46.66 | 54.00 | -7.34 | average |

Note: 1. Measurement = Reading Level + Correct Factor.
2. If Peak Result complies with AV limit, AV Result is deemed to comply with AV limit.
3. Test setup: RBW: 1 MHz, VBW: 3 MHz, Sweep time: auto.
4. Peak: Peak detector.
5. Confirm that the test have added the BRF losses during the testing. Proper operation of the transmitter prior to adding the filter to the measurement chain. Filter losses were only considered in the spurious frequency bands and the authorized band was not corrected for Band Reject Filter losses.
6. Only the worst case emission was recorded, if it complies with the limit, the other emissions deemed to comply with the limit.


*This report shall not be reproduced except in full, without the written approval of UL-CCIC COMPANY LIMITED.*

| Test Mode | Channel | Polarization | Verdict |
|---|---|---|---|
| 11G | HCH | Horizontal | PASS |

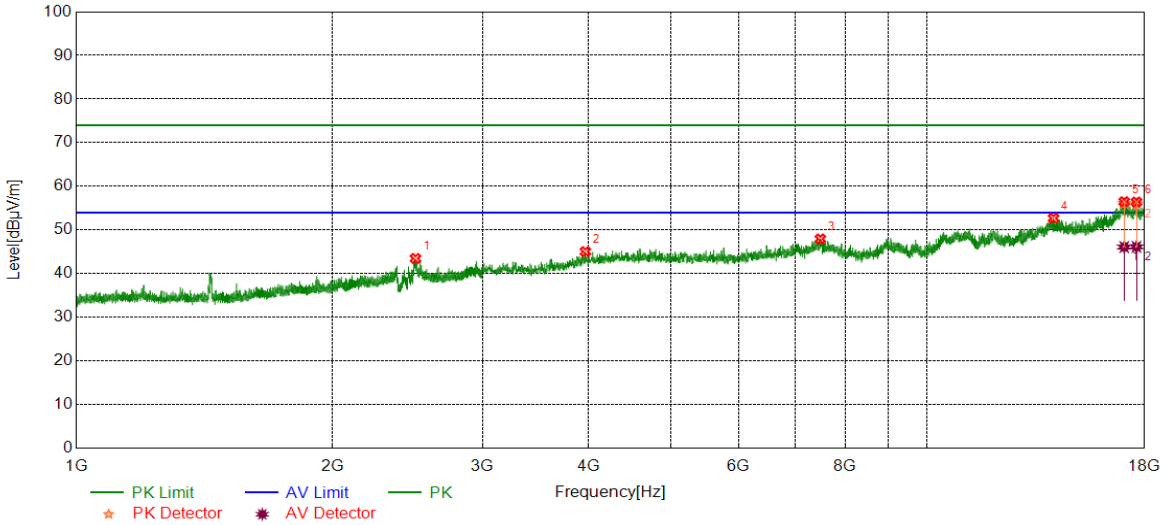


| No. | Frequency (MHz) | Reading Level (dBuV/m) | Correct Factor (dB) | Result (dBuV/m) | Limit (dBuV/m) | Margin (dB) | Remark |
|---|---|---|---|---|---|---|---|
| 1 | 2503.1879 | 44.06 | -0.58 | 43.48 | 74.00 | -30.52 | peak |
| 2 | 3963.8705 | 41.09 | 3.97 | 45.06 | 74.00 | -28.94 | peak |
| 3 | 7485.5607 | 38.96 | 9.00 | 47.96 | 74.00 | -26.04 | peak |
| 4 | 14067.6335 | 36.99 | 15.71 | 52.70 | 74.00 | -21.30 | peak |
| 5 | 17032.3790 | 36.60 | 19.50 | 56.10 | 74.00 | -17.90 | peak |
| | | 26.60 | 19.50 | 46.10 | 54.00 | -7.90 | average |
| 6 | 17608.0760 | 37.29 | 18.72 | 56.01 | 74.00 | -17.99 | peak |
| | | 27.42 | 18.72 | 46.14 | 54.00 | -7.86 | average |

Note: 1. Measurement = Reading Level + Correct Factor.
2. If Peak Result complies with AV limit, AV Result is deemed to comply with AV limit.
3. Test setup: RBW: 1 MHz, VBW: 3 MHz, Sweep time: auto.
4. Peak: Peak detector.
5. Confirm that the test have added the BRF losses during the testing. Proper operation of the transmitter prior to adding the filter to the measurement chain. Filter losses were only considered in the spurious frequency bands and the authorized band was not corrected for Band Reject Filter losses.
6. Only the worst case emission was recorded, if it complies with the limit, the other emissions deemed to comply with the limit.


*This report shall not be reproduced except in full, without the written approval of UL-CCIC COMPANY LIMITED.*

| Test Mode | Channel | Polarization | Verdict |
|---|---|---|---|
| 11G | HCH | Vertical | PASS |

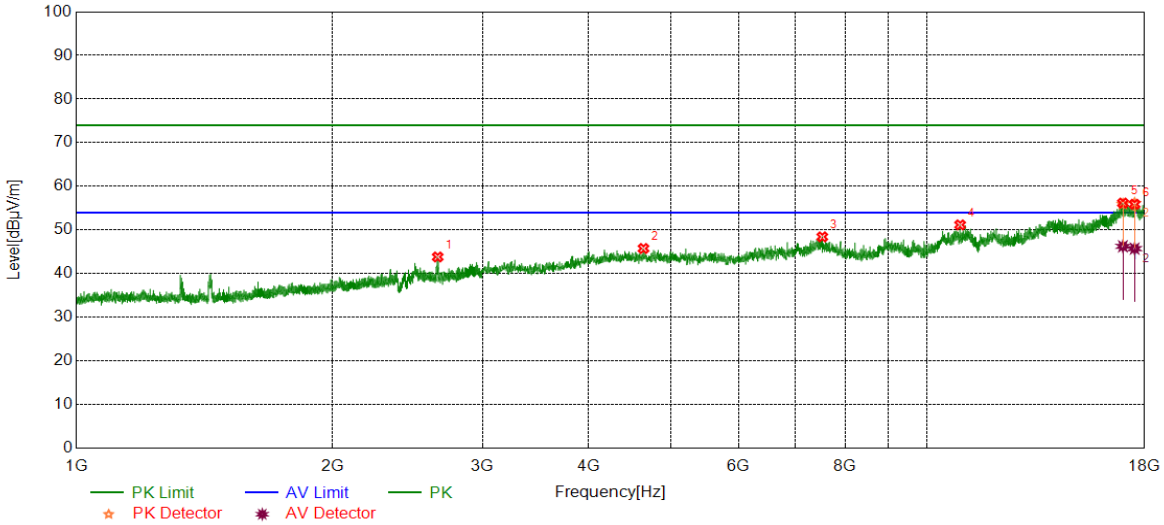


| No. | Frequency (MHz) | Reading Level (dBuV/m) | Correct Factor (dB) | Result (dBuV/m) | Limit (dBuV/m) | Margin (dB) | Remark |
|---|---|---|---|---|---|---|---|
| 1 | 2658.4573 | 44.59 | -0.77 | 43.82 | 74.00 | -30.18 | peak |
| 2 | 4638.9549 | 40.67 | 5.09 | 45.76 | 74.00 | -28.24 | peak |
| 3 | 7524.9406 | 39.19 | 9.24 | 48.43 | 74.00 | -25.57 | peak |
| 4 | 10926.6158 | 38.72 | 12.45 | 51.17 | 74.00 | -22.83 | peak |
| 5 | 16972.3715 | 36.14 | 19.80 | 55.94 | 74.00 | -18.06 | peak |
| | | 26.46 | 19.80 | 46.26 | 54.00 | -7.74 | average |
| 6 | 17519.9400 | 37.78 | 18.33 | 56.11 | 74.00 | -17.89 | peak |
| | | 27.40 | 18.33 | 45.73 | 54.00 | -8.27 | average |

Note: 1. Measurement = Reading Level + Correct Factor.
2. If Peak Result complies with AV limit, AV Result is deemed to comply with AV limit.
3. Test setup: RBW: 1 MHz, VBW: 3 MHz, Sweep time: auto.
4. Peak: Peak detector.
5. Confirm that the test have added the BRF losses during the testing. Proper operation of the transmitter prior to adding the filter to the measurement chain. Filter losses were only considered in the spurious frequency bands and the authorized band was not corrected for Band Reject Filter losses.
6. Only the worst case emission was recorded, if it complies with the limit, the other emissions deemed to comply with the limit.


*This report shall not be reproduced except in full, without the written approval of UL-CCIC COMPANY LIMITED.*

| Test Mode | Channel | Polarization | Verdict |
|---|---|---|---|
| 11N HT20 | LCH | Horizontal | PASS |

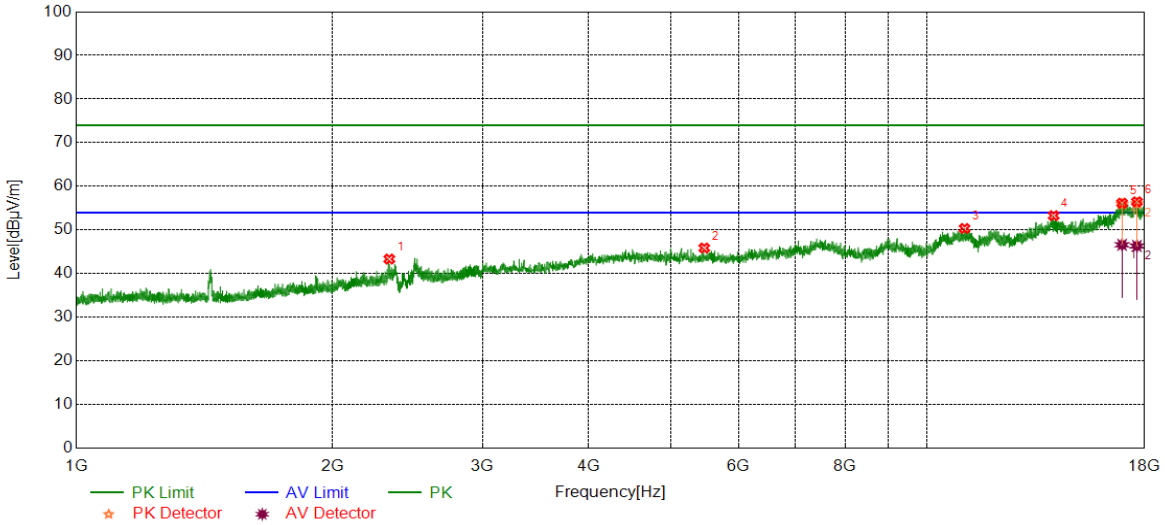


| No. | Frequency (MHz) | Reading Level (dBuV/m) | Correct Factor (dB) | Result (dBuV/m) | Limit (dBuV/m) | Margin (dB) | Remark |
|---|---|---|---|---|---|---|---|
| 1 | 2331.9165 | 45.16 | -1.82 | 43.34 | 74.00 | -30.66 | peak |
| 2 | 5467.8085 | 40.60 | 5.27 | 45.87 | 74.00 | -28.13 | peak |
| 3 | 11057.8822 | 37.68 | 12.68 | 50.36 | 74.00 | -23.64 | peak |
| 4 | 14071.3839 | 37.56 | 15.73 | 53.29 | 74.00 | -20.71 | peak |
| 5 | 16934.8669 | 36.74 | 19.17 | 55.91 | 74.00 | -18.09 | peak |
| | | 27.44 | 19.17 | 46.61 | 54.00 | -7.39 | average |
| 6 | 17630.5788 | 37.18 | 18.86 | 56.04 | 74.00 | -17.96 | peak |
| | | 27.48 | 18.86 | 46.34 | 54.00 | -7.66 | average |

Note: 1. Measurement = Reading Level + Correct Factor.
2. If Peak Result complies with AV limit, AV Result is deemed to comply with AV limit.
3. Test setup: RBW: 1 MHz, VBW: 3 MHz, Sweep time: auto.
4. Peak: Peak detector.
5. Confirm that the test have added the BRF losses during the testing. Proper operation of the transmitter prior to adding the filter to the measurement chain. Filter losses were only considered in the spurious frequency bands and the authorized band was not corrected for Band Reject Filter losses.
6. Only the worst case emission was recorded, if it complies with the limit, the other emissions deemed to comply with the limit.


*This report shall not be reproduced except in full, without the written approval of UL-CCIC COMPANY LIMITED.*

| Test Mode | Channel | Polarization | Verdict |
|---|---|---|---|
| 11N HT20 | LCH | Vertical | PASS |

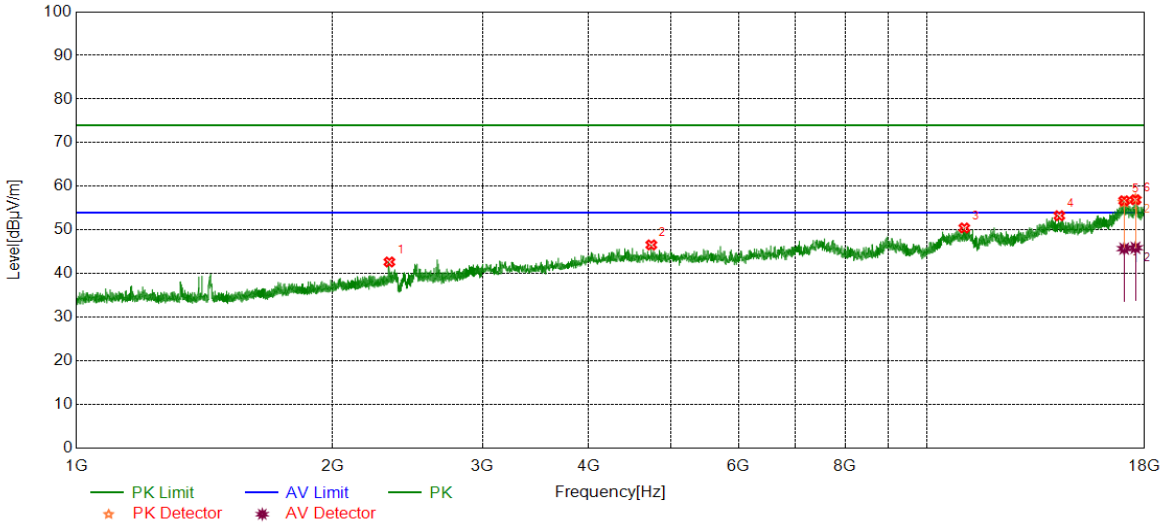


| No. | Frequency (MHz) | Reading Level (dBuV/m) | Correct Factor (dB) | Result (dBuV/m) | Limit (dBuV/m) | Margin (dB) | Remark |
|---|---|---|---|---|---|---|---|
| 1 | 2332.4166 | 44.49 | -1.82 | 42.67 | 74.00 | -31.33 | peak |
| 2 | 4738.3423 | 41.69 | 4.89 | 46.58 | 74.00 | -27.42 | peak |
| 3 | 11050.3813 | 37.87 | 12.59 | 50.46 | 74.00 | -23.54 | peak |
| 4 | 14290.7863 | 37.99 | 15.28 | 53.27 | 74.00 | -20.73 | peak |
| 5 | 17030.5038 | 36.87 | 19.50 | 56.37 | 74.00 | -17.63 | peak |
| | | 26.23 | 19.50 | 45.73 | 54.00 | -8.27 | average |
| 6 | 17561.1951 | 38.15 | 18.89 | 57.04 | 74.00 | -16.96 | peak |
| | | 27.04 | 18.89 | 45.93 | 54.00 | -8.07 | average |

Note: 1. Measurement = Reading Level + Correct Factor.
2. If Peak Result complies with AV limit, AV Result is deemed to comply with AV limit.
3. Test setup: RBW: 1 MHz, VBW: 3 MHz, Sweep time: auto.
4. Peak: Peak detector.
5. Confirm that the test have added the BRF losses during the testing. Proper operation of the transmitter prior to adding the filter to the measurement chain. Filter losses were only considered in the spurious frequency bands and the authorized band was not corrected for Band Reject Filter losses.
6. Only the worst case emission was recorded, if it complies with the limit, the other emissions deemed to comply with the limit.


*This report shall not be reproduced except in full, without the written approval of UL-CCIC COMPANY LIMITED.*

| Test Mode | Channel | Polarization | Verdict |
|---|---|---|---|
| 11N HT20 | MCH | Horizontal | PASS |

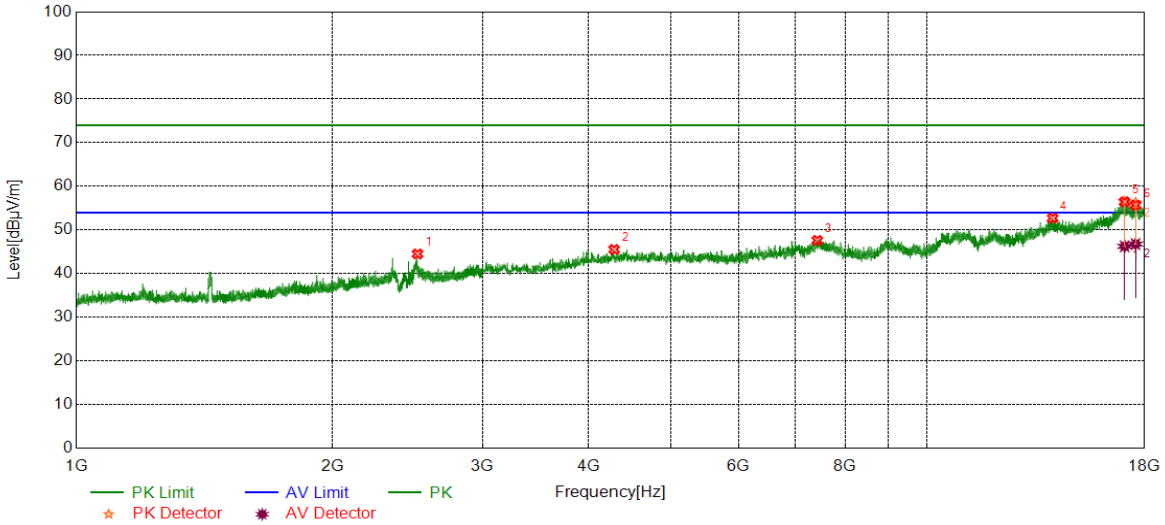


| No. | Frequency (MHz) | Reading Level (dBuV/m) | Correct Factor (dB) | Result (dBuV/m) | Limit (dBuV/m) | Margin (dB) | Remark |
|---|---|---|---|---|---|---|---|
| 1 | 2517.1896 | 45.21 | -0.70 | 44.51 | 74.00 | -29.49 | peak |
| 2 | 4284.5356 | 40.85 | 4.69 | 45.54 | 74.00 | -28.46 | peak |
| 3 | 7423.6780 | 38.54 | 9.07 | 47.61 | 74.00 | -26.39 | peak |
| 4 | 14035.7545 | 37.19 | 15.51 | 52.70 | 74.00 | -21.30 | peak |
| 5 | 17051.1314 | 36.90 | 19.62 | 56.52 | 74.00 | -17.48 | peak |
| | | 26.64 | 19.62 | 46.26 | 54.00 | -7.74 | average |
| 6 | 17563.0704 | 37.23 | 18.95 | 56.18 | 74.00 | -17.82 | peak |
| | | 27.82 | 18.95 | 46.77 | 54.00 | -7.23 | average |

Note: 1. Measurement = Reading Level + Correct Factor.
2. If Peak Result complies with AV limit, AV Result is deemed to comply with AV limit.
3. Test setup: RBW: 1 MHz, VBW: 3 MHz, Sweep time: auto.
4. Peak: Peak detector.
5. Confirm that the test have added the BRF losses during the testing. Proper operation of the transmitter prior to adding the filter to the measurement chain. Filter losses were only considered in the spurious frequency bands and the authorized band was not corrected for Band Reject Filter losses.
6. Only the worst case emission was recorded, if it complies with the limit, the other emissions deemed to comply with the limit.


*This report shall not be reproduced except in full, without the written approval of UL-CCIC COMPANY LIMITED.*

| Test Mode | Channel | Polarization | Verdict |
|---|---|---|---|
| 11N HT20 | MCH | Vertical | PASS |

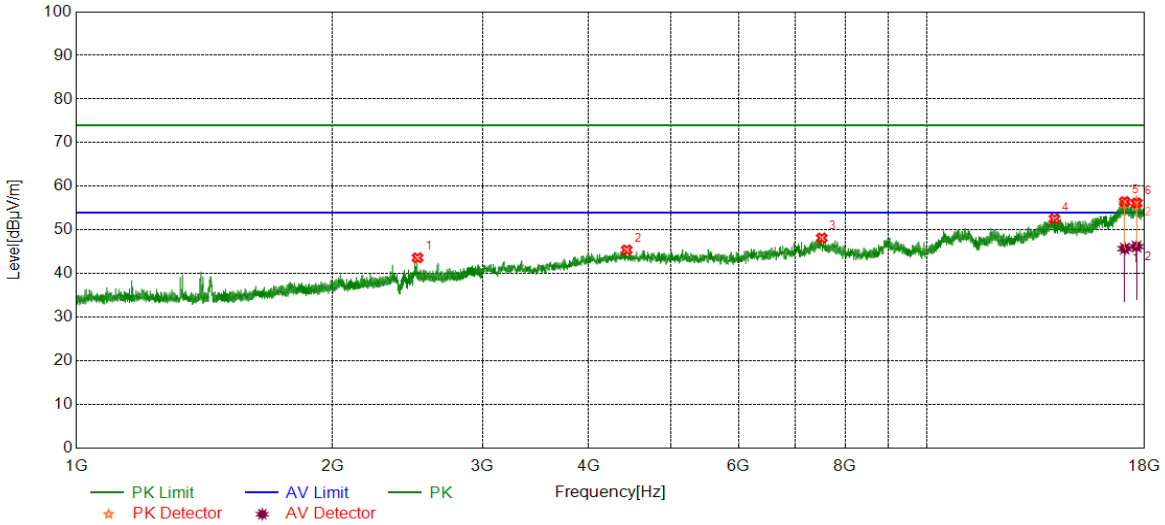


| No. | Frequency (MHz) | Reading Level (dBuV/m) | Correct Factor (dB) | Result (dBuV/m) | Limit (dBuV/m) | Margin (dB) | Remark |
|---|---|---|---|---|---|---|---|
| 1 | 2516.9396 | 44.31 | -0.69 | 43.62 | 74.00 | -30.38 | peak |
| 2 | 4432.6791 | 40.45 | 4.99 | 45.44 | 74.00 | -28.56 | peak |
| 3 | 7513.6892 | 39.04 | 9.13 | 48.17 | 74.00 | -25.83 | peak |
| 4 | 14103.2629 | 37.04 | 15.52 | 52.56 | 74.00 | -21.44 | peak |
| 5 | 17054.8819 | 36.38 | 19.79 | 56.17 | 74.00 | -17.83 | peak |
| | | 25.94 | 19.79 | 45.73 | 54.00 | -8.27 | average |
| 6 | 17613.7017 | 37.74 | 18.71 | 56.45 | 74.00 | -17.55 | peak |
| | | 27.50 | 18.71 | 46.21 | 54.00 | -7.79 | average |

Note: 1. Measurement = Reading Level + Correct Factor.
2. If Peak Result complies with AV limit, AV Result is deemed to comply with AV limit.
3. Test setup: RBW: 1 MHz, VBW: 3 MHz, Sweep time: auto.
4. Peak: Peak detector.
5. Confirm that the test have added the BRF losses during the testing. Proper operation of the transmitter prior to adding the filter to the measurement chain. Filter losses were only considered in the spurious frequency bands and the authorized band was not corrected for Band Reject Filter losses.
6. Only the worst case emission was recorded, if it complies with the limit, the other emissions deemed to comply with the limit.


*This report shall not be reproduced except in full, without the written approval of UL-CCIC COMPANY LIMITED.*