Test Mode	Channel	Polarization	Verdict
11B	MCH	Horizontal	PASS

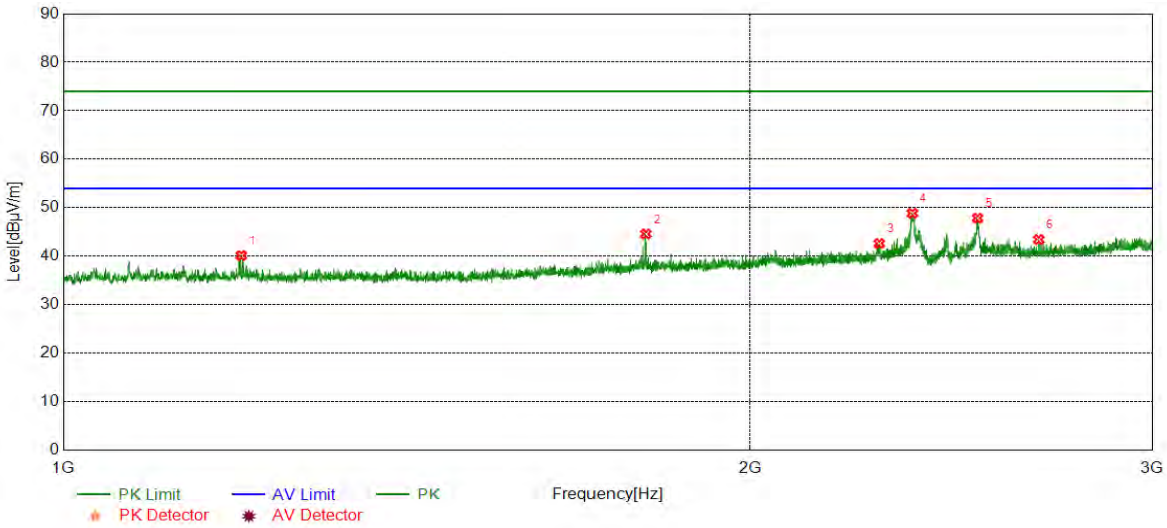

No.	Frequency	Reading Level	Correct Factor	Result	Limit	Margin	Remark
	[MHz]	[dBuV/m]	[dB]	[dBuV/m]	[dBuV/m]	[dB]	
1	1196.7500	45.71	-5.56	40.15	74.00	-33.85	Horizontal
2	1800.0000	48.44	-3.85	44.59	74.00	-29.41	Horizontal
3	2278.0000	44.59	-1.97	42.62	74.00	-31.38	Horizontal
4	2355.5000	50.27	-1.41	48.86	74.00	-25.14	Horizontal
5	2515.5000	48.19	-0.35	47.84	74.00	-26.16	Horizontal
6	2675.7500	44.12	-0.69	43.43	74.00	-30.57	Horizontal

Note: 1. Measurement = Reading Level + Correct Factor.
2. If Peak Result complies with AV limit, AV Result is deemed to comply with AV limit.
3. Test setup: RBW: 1 MHz, VBW: 3 MHz, Sweep time: auto.
4. Peak: Peak detector.
5. For below 3GHz part, filter losses were only considered in the spurious frequency bands and the authorized band was not corrected for Band Reject Filter losses.
6. Only the worst case emission was recorded, if it complies with the limit, the other emissions deemed to comply with the limit.

This report shall not be reproduced except in full, without the written approval of UL-CCIC COMPANY LIMITED.

Test Mode	Channel	Polarization	Verdict
11B	MCH	Vertical	PASS

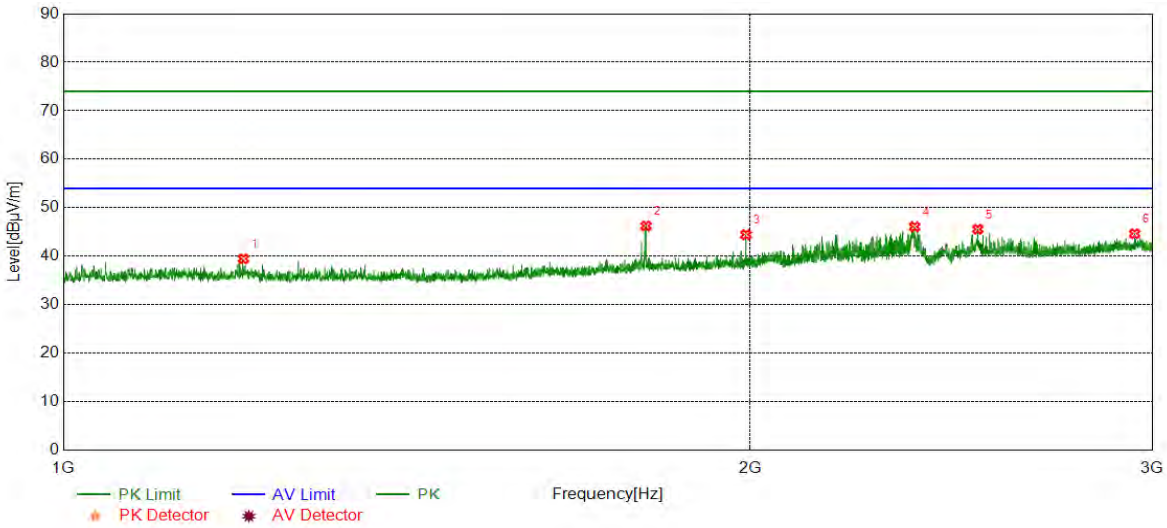

No.	Frequency	Reading Level	Correct Factor	Result	Limit	Margin	Remark
	[MHz]	[dBuV/m]	[dB]	[dBuV/m]	[dBuV/m]	[dB]	
1	1199.2500	45.03	-5.56	39.47	74.00	-34.53	Vertical
2	1800.2500	50.09	-3.85	46.24	74.00	-27.76	Vertical
3	1991.2500	47.52	-3.08	44.44	74.00	-29.56	Vertical
4	2360.7500	47.26	-1.18	46.08	74.00	-27.92	Vertical
5	2516.0000	45.92	-0.35	45.57	74.00	-28.43	Vertical
6	2947.7500	43.96	0.68	44.64	74.00	-29.36	Vertical

Note: 1. Measurement = Reading Level + Correct Factor.
2. If Peak Result complies with AV limit, AV Result is deemed to comply with AV limit.
3. Test setup: RBW: 1 MHz, VBW: 3 MHz, Sweep time: auto.
4. Peak: Peak detector.
5. For below 3GHz part, filter losses were only considered in the spurious frequency bands and the authorized band was not corrected for Band Reject Filter losses.
6. Only the worst case emission was recorded, if it complies with the limit, the other emissions deemed to comply with the limit.

This report shall not be reproduced except in full, without the written approval of UL-CCIC COMPANY LIMITED.

Test Mode	Channel	Polarization	Verdict
11B	HCH	Horizontal	PASS

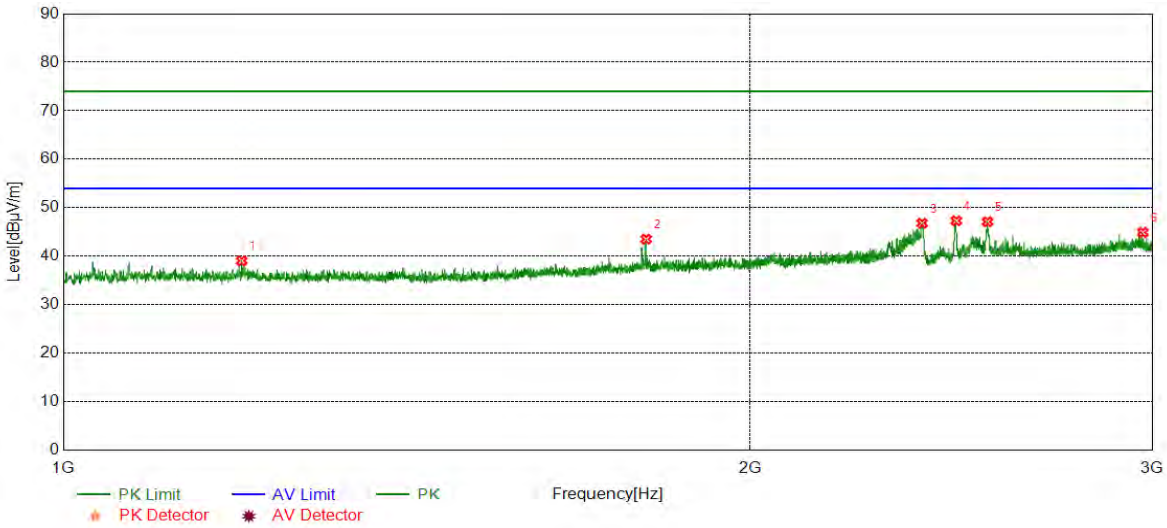

No.	Frequency	Reading Level	Correct Factor	Result	Limit	Margin	Remark
	[MHz]	[dBuV/m]	[dB]	[dBuV/m]	[dBuV/m]	[dB]	
1	1197.2500	44.60	-5.56	39.04	74.00	-34.96	Horizontal
2	1800.5000	47.39	-3.86	43.53	74.00	-30.47	Horizontal
3	2378.5000	47.90	-1.09	46.81	74.00	-27.19	Horizontal
4	2462.2500	47.96	-0.65	47.31	74.00	-26.69	Horizontal
5	2541.0000	48.09	-0.97	47.12	74.00	-26.88	Horizontal
6	2971.7500	43.89	1.03	44.92	74.00	-29.08	Horizontal

Note: 1. Measurement = Reading Level + Correct Factor.
2. If Peak Result complies with AV limit, AV Result is deemed to comply with AV limit.
3. Test setup: RBW: 1 MHz, VBW: 3 MHz, Sweep time: auto.
4. Peak: Peak detector.
5. For below 3GHz part, filter losses were only considered in the spurious frequency bands and the authorized band was not corrected for Band Reject Filter losses.
6. Only the worst case emission was recorded, if it complies with the limit, the other emissions deemed to comply with the limit.

This report shall not be reproduced except in full, without the written approval of UL-CCIC COMPANY LIMITED.

Test Mode	Channel	Polarization	Verdict
11B	HCH	Vertical	PASS

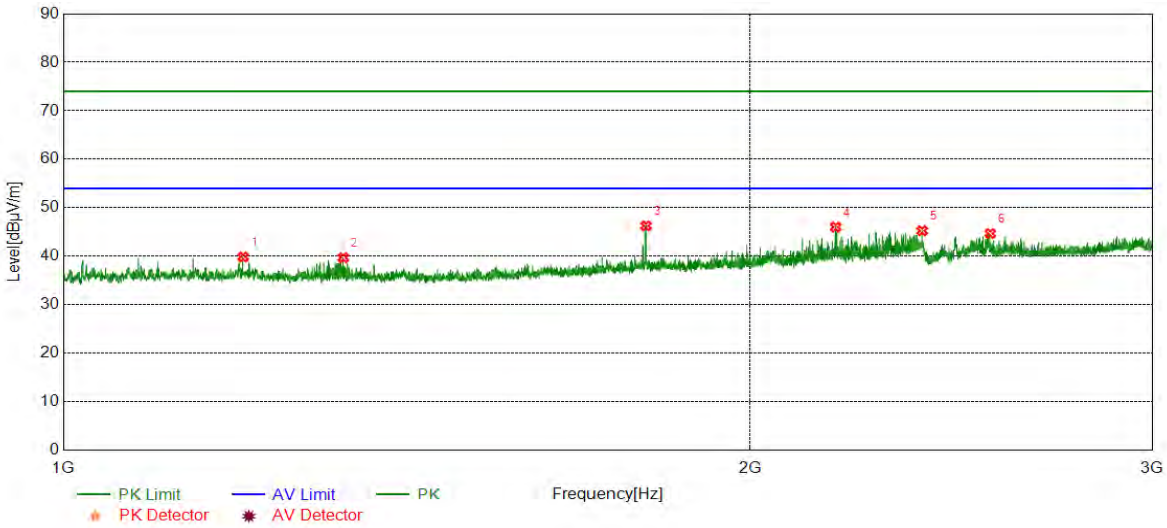

No.	Frequency	Reading Level	Correct Factor	Result	Limit	Margin	Remark
	[MHz]	[dBuV/m]	[dB]	[dBuV/m]	[dBuV/m]	[dB]	
1	1199.0000	45.41	-5.56	39.85	74.00	-34.15	Vertical
2	1326.5000	45.36	-5.65	39.71	74.00	-34.29	Vertical
3	1800.2500	50.12	-3.85	46.27	74.00	-27.73	Vertical
4	2180.0000	48.34	-2.33	46.01	74.00	-27.99	Vertical
5	2378.7500	46.34	-1.09	45.25	74.00	-28.75	Vertical
6	2548.0000	45.67	-0.98	44.69	74.00	-29.31	Vertical

Note: 1. Measurement = Reading Level + Correct Factor.
2. If Peak Result complies with AV limit, AV Result is deemed to comply with AV limit.
3. Test setup: RBW: 1 MHz, VBW: 3 MHz, Sweep time: auto.
4. Peak: Peak detector.
5. For below 3GHz part, filter losses were only considered in the spurious frequency bands and the authorized band was not corrected for Band Reject Filter losses.
6. Only the worst case emission was recorded, if it complies with the limit, the other emissions deemed to comply with the limit.

This report shall not be reproduced except in full, without the written approval of UL-CCIC COMPANY LIMITED.

Test Mode	Channel	Polarization	Verdict
11G	LCH	Horizontal	PASS

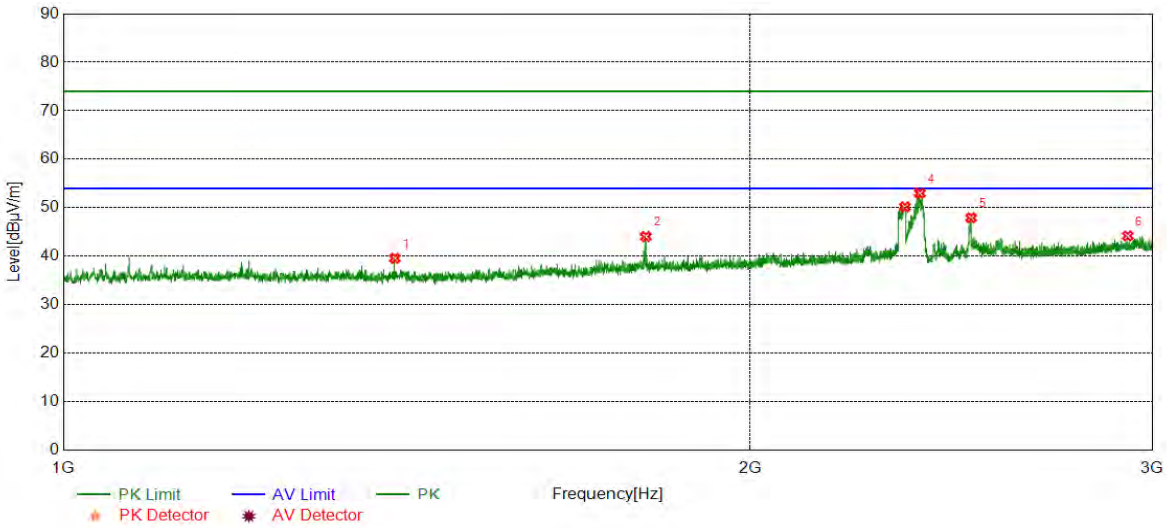

No.	Frequency	Reading Level	Correct Factor	Result	Limit	Margin	Remark
	[MHz]	[dBuV/m]	[dB]	[dBuV/m]	[dBuV/m]	[dB]	
1	1397.2500	45.27	-5.69	39.58	74.00	-34.42	Horizontal
2	1800.0000	47.90	-3.85	44.05	74.00	-29.95	Horizontal
3	2337.7500	51.98	-1.81	50.17	74.00	-23.83	Horizontal
4	2373.5000	54.07	-1.11	52.96	74.00	-21.04	Horizontal
5	2499.2500	48.38	-0.45	47.93	74.00	-26.07	Horizontal
6	2927.0000	43.63	0.56	44.19	74.00	-29.81	Horizontal

Note: 1. Measurement = Reading Level + Correct Factor.
2. If Peak Result complies with AV limit, AV Result is deemed to comply with AV limit.
3. Test setup: RBW: 1 MHz, VBW: 3 MHz, Sweep time: auto.
4. Peak: Peak detector.
5. For below 3GHz part, filter losses were only considered in the spurious frequency bands and the authorized band was not corrected for Band Reject Filter losses.
6. Only the worst case emission was recorded, if it complies with the limit, the other emissions deemed to comply with the limit.

This report shall not be reproduced except in full, without the written approval of UL-CCIC COMPANY LIMITED.

Test Mode	Channel	Polarization	Verdict
11G	LCH	Vertical	PASS

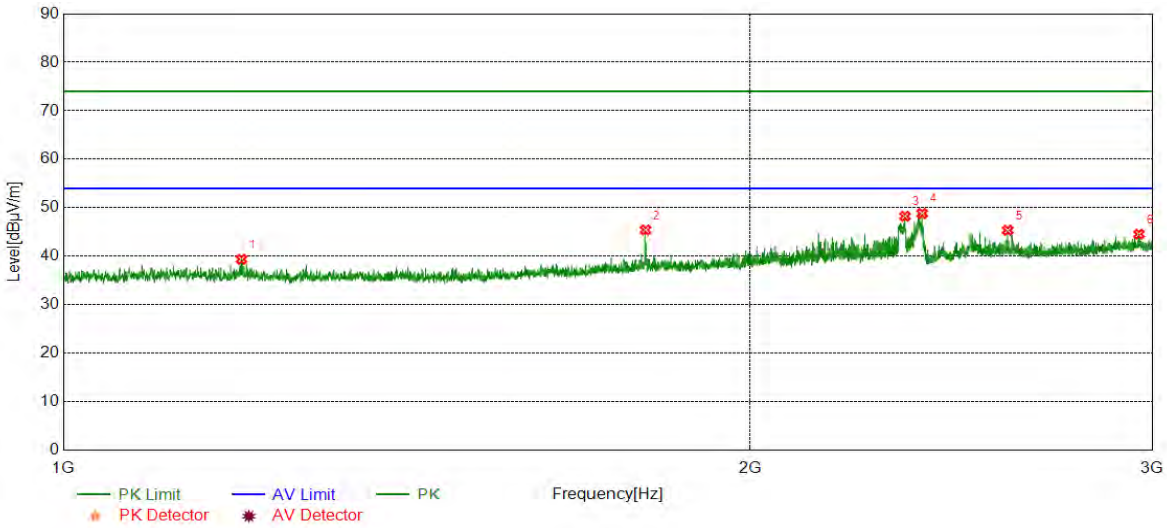

No.	Frequency	Reading Level	Correct Factor	Result	Limit	Margin	Remark
	[MHz]	[dBuV/m]	[dB]	[dBuV/m]	[dBuV/m]	[dB]	
1	1197.0000	44.93	-5.56	39.37	74.00	-34.63	Vertical
2	1799.5000	49.24	-3.84	45.40	74.00	-28.60	Vertical
3	2338.0000	50.04	-1.81	48.23	74.00	-25.77	Vertical
4	2378.7500	49.92	-1.09	48.83	74.00	-25.17	Vertical
5	2593.2500	46.10	-0.75	45.35	74.00	-28.65	Vertical
6	2960.5000	43.56	1.00	44.56	74.00	-29.44	Vertical

Note: 1. Measurement = Reading Level + Correct Factor.
2. If Peak Result complies with AV limit, AV Result is deemed to comply with AV limit.
3. Test setup: RBW: 1 MHz, VBW: 3 MHz, Sweep time: auto.
4. Peak: Peak detector.
5. For below 3GHz part, filter losses were only considered in the spurious frequency bands and the authorized band was not corrected for Band Reject Filter losses.
6. Only the worst case emission was recorded, if it complies with the limit, the other emissions deemed to comply with the limit.

This report shall not be reproduced except in full, without the written approval of UL-CCIC COMPANY LIMITED.

Test Mode	Channel	Polarization	Verdict
11G	MCH	Horizontal	PASS

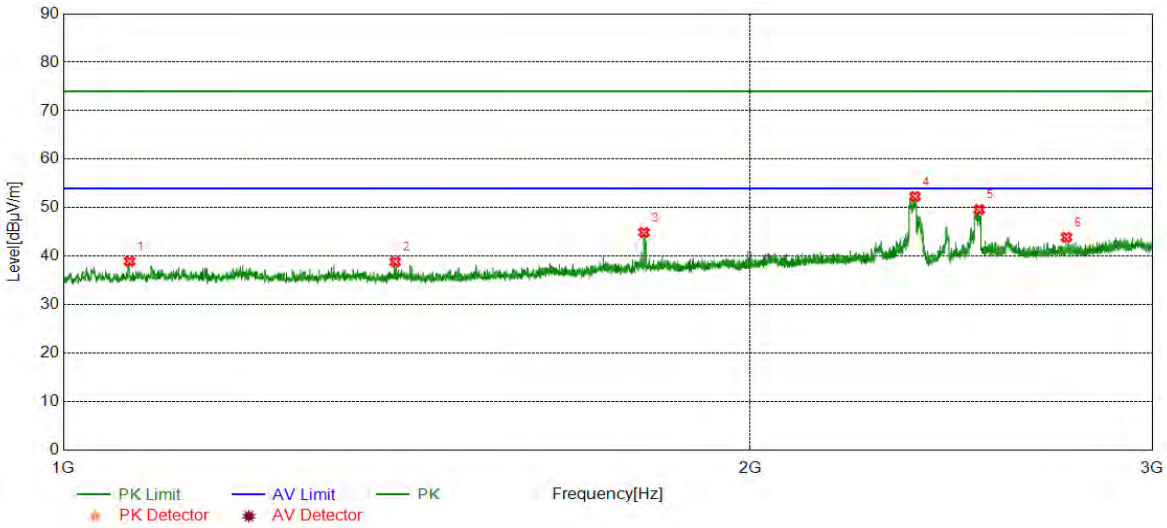

No.	Frequency	Reading Level	Correct Factor	Result	Limit	Margin	Remark
	[MHz]	[dBuV/m]	[dB]	[dBuV/m]	[dBuV/m]	[dB]	
1	1069.2500	44.22	-5.28	38.94	74.00	-35.06	Horizontal
2	1397.7500	44.54	-5.68	38.86	74.00	-35.14	Horizontal
3	1796.7500	48.72	-3.81	44.91	74.00	-29.09	Horizontal
4	2361.7500	53.50	-1.18	52.32	74.00	-21.68	Horizontal
5	2519.7500	49.95	-0.32	49.63	74.00	-24.37	Horizontal
6	2751.7500	44.31	-0.41	43.90	74.00	-30.10	Horizontal

Note: 1. Measurement = Reading Level + Correct Factor.
2. If Peak Result complies with AV limit, AV Result is deemed to comply with AV limit.
3. Test setup: RBW: 1 MHz, VBW: 3 MHz, Sweep time: auto.
4. Peak: Peak detector.
5. For below 3GHz part, filter losses were only considered in the spurious frequency bands and the authorized band was not corrected for Band Reject Filter losses.
6. Only the worst case emission was recorded, if it complies with the limit, the other emissions deemed to comply with the limit.

This report shall not be reproduced except in full, without the written approval of UL-CCIC COMPANY LIMITED.

Test Mode	Channel	Polarization	Verdict
11G	MCH	Vertical	PASS

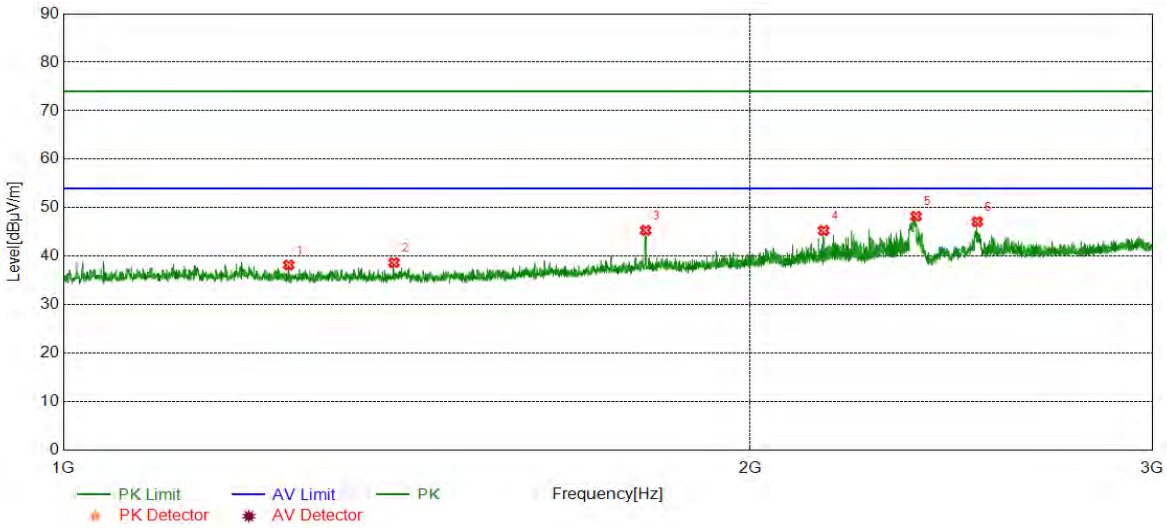

No.	Frequency	Reading Level	Correct Factor	Result	Limit	Margin	Remark
	[MHz]	[dBuV/m]	[dB]	[dBuV/m]	[dBuV/m]	[dB]	
1	1255.5000	43.86	-5.68	38.18	74.00	-35.82	Vertical
2	1396.0000	44.38	-5.70	38.68	74.00	-35.32	Vertical
3	1799.7500	49.18	-3.84	45.34	74.00	-28.66	Vertical
4	2153.7500	47.72	-2.43	45.29	74.00	-28.71	Vertical
5	2364.2500	49.39	-1.16	48.23	74.00	-25.77	Vertical
6	2514.7500	47.48	-0.36	47.12	74.00	-26.88	Vertical

Note: 1. Measurement = Reading Level + Correct Factor.
2. If Peak Result complies with AV limit, AV Result is deemed to comply with AV limit.
3. Test setup: RBW: 1 MHz, VBW: 3 MHz, Sweep time: auto.
4. Peak: Peak detector.
5. For below 3GHz part, filter losses were only considered in the spurious frequency bands and the authorized band was not corrected for Band Reject Filter losses.
6. Only the worst case emission was recorded, if it complies with the limit, the other emissions deemed to comply with the limit.

This report shall not be reproduced except in full, without the written approval of UL-CCIC COMPANY LIMITED.

Test Mode	Channel	Polarization	Verdict
11G	HCH	Horizontal	PASS

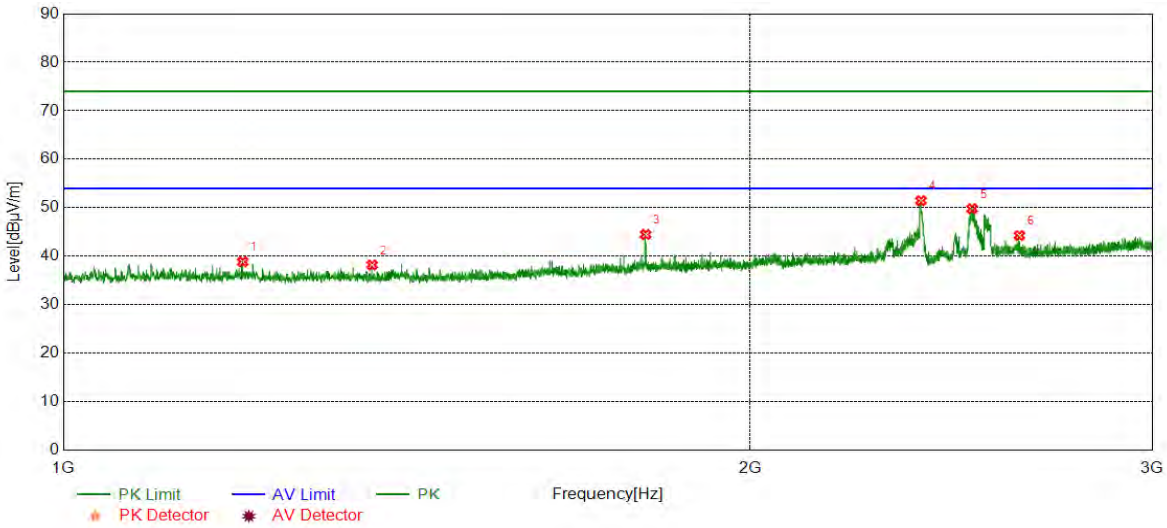

No.	Frequency	Reading Level	Correct Factor	Result	Limit	Margin	Remark
	[MHz]	[dBuV/m]	[dB]	[dBuV/m]	[dBuV/m]	[dB]	
1	1198.5000	44.42	-5.56	38.86	74.00	-35.14	Horizontal
2	1365.5000	43.90	-5.71	38.19	74.00	-35.81	Horizontal
3	1799.7500	48.33	-3.84	44.49	74.00	-29.51	Horizontal
4	2376.0000	52.56	-1.10	51.46	74.00	-22.54	Horizontal
5	2501.7500	50.24	-0.44	49.80	74.00	-24.20	Horizontal
6	2624.0000	44.67	-0.40	44.27	74.00	-29.73	Horizontal

Note: 1. Measurement = Reading Level + Correct Factor.
2. If Peak Result complies with AV limit, AV Result is deemed to comply with AV limit.
3. Test setup: RBW: 1 MHz, VBW: 3 MHz, Sweep time: auto.
4. Peak: Peak detector.
5. For below 3GHz part, filter losses were only considered in the spurious frequency bands and the authorized band was not corrected for Band Reject Filter losses.
6. Only the worst case emission was recorded, if it complies with the limit, the other emissions deemed to comply with the limit.

This report shall not be reproduced except in full, without the written approval of UL-CCIC COMPANY LIMITED.

Test Mode	Channel	Polarization	Verdict
11G	HCH	Vertical	PASS

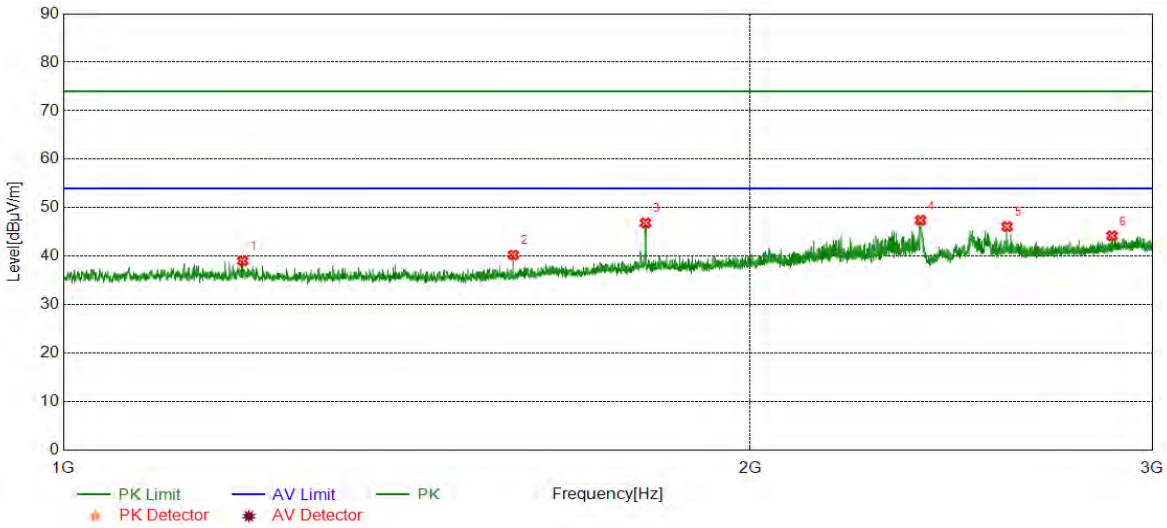

No.	Frequency	Reading Level	Correct Factor	Result	Limit	Margin	Remark
	[MHz]	[dBuV/m]	[dB]	[dBuV/m]	[dBuV/m]	[dB]	
1	1198.5000	44.59	-5.56	39.03	74.00	-34.97	Vertical
2	1574.7500	45.78	-5.53	40.25	74.00	-33.75	Vertical
3	1799.5000	50.70	-3.84	46.86	74.00	-27.14	Vertical
4	2374.7500	48.52	-1.11	47.41	74.00	-26.59	Vertical
5	2591.5000	46.87	-0.76	46.11	74.00	-27.89	Vertical
6	2881.0000	43.88	0.32	44.20	74.00	-29.80	Vertical

Note: 1. Measurement = Reading Level + Correct Factor.
2. If Peak Result complies with AV limit, AV Result is deemed to comply with AV limit.
3. Test setup: RBW: 1 MHz, VBW: 3 MHz, Sweep time: auto.
4. Peak: Peak detector.
5. For below 3GHz part, filter losses were only considered in the spurious frequency bands and the authorized band was not corrected for Band Reject Filter losses.
6. Only the worst case emission was recorded, if it complies with the limit, the other emissions deemed to comply with the limit.

This report shall not be reproduced except in full, without the written approval of UL-CCIC COMPANY LIMITED.

Test Mode	Channel	Polarization	Verdict
11N HT20	LCH	Horizontal	PASS

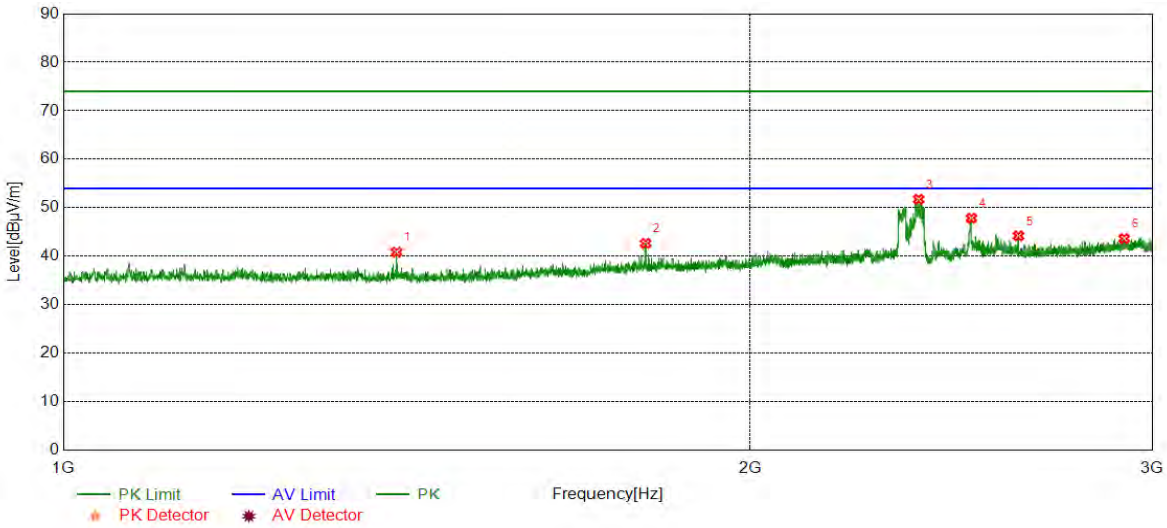

No.	Frequency	Reading Level	Correct Factor	Result	Limit	Margin	Remark
	[MHz]	[dBuV/m]	[dB]	[dBuV/m]	[dBuV/m]	[dB]	
1	1399.7500	46.52	-5.66	40.86	74.00	-33.14	Horizontal
2	1799.7500	46.49	-3.84	42.65	74.00	-31.35	Horizontal
3	2370.2500	52.87	-1.13	51.74	74.00	-22.26	Horizontal
4	2500.0000	48.29	-0.45	47.84	74.00	-26.16	Horizontal
5	2621.5000	44.45	-0.25	44.20	74.00	-29.80	Horizontal
6	2916.7500	43.06	0.57	43.63	74.00	-30.37	Horizontal

Note: 1. Measurement = Reading Level + Correct Factor.
2. If Peak Result complies with AV limit, AV Result is deemed to comply with AV limit.
3. Test setup: RBW: 1 MHz, VBW: 3 MHz, Sweep time: auto.
4. Peak: Peak detector.
5. For below 3GHz part, filter losses were only considered in the spurious frequency bands and the authorized band was not corrected for Band Reject Filter losses.
6. Only the worst case emission was recorded, if it complies with the limit, the other emissions deemed to comply with the limit.

This report shall not be reproduced except in full, without the written approval of UL-CCIC COMPANY LIMITED.

Test Mode	Channel	Polarization	Verdict
11N HT20	LCH	Vertical	PASS

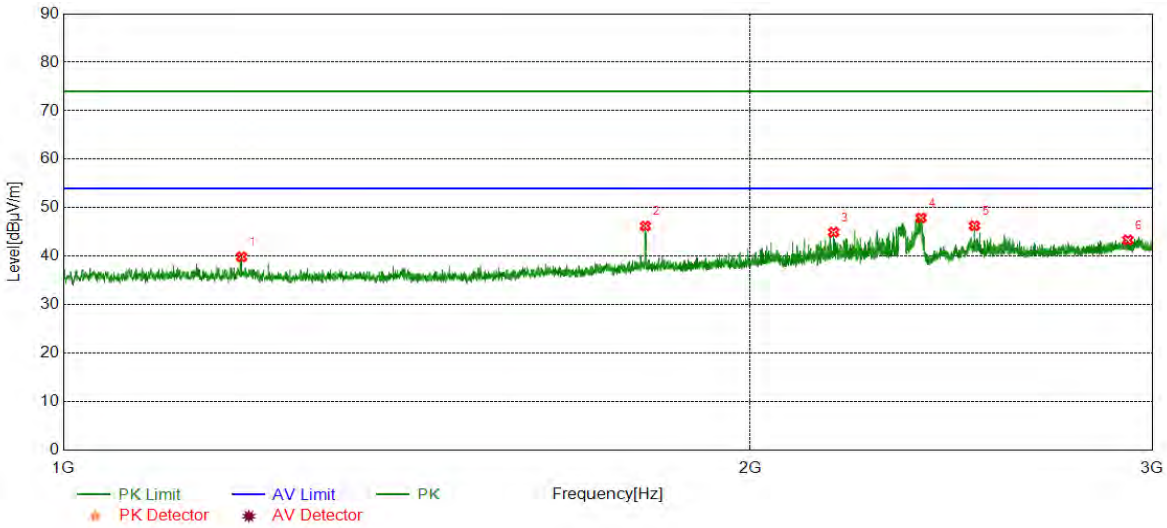

No.	Frequency	Reading Level	Correct Factor	Result	Limit	Margin	Remark
	[MHz]	[dBuV/m]	[dB]	[dBuV/m]	[dBuV/m]	[dB]	
1	1197.0000	45.43	-5.56	39.87	74.00	-34.13	Vertical
2	1799.2500	50.06	-3.84	46.22	74.00	-27.78	Vertical
3	2175.5000	47.27	-2.32	44.95	74.00	-29.05	Vertical
4	2376.0000	49.00	-1.10	47.90	74.00	-26.10	Vertical
5	2507.7500	46.69	-0.40	46.29	74.00	-27.71	Vertical
6	2927.2500	42.79	0.56	43.35	74.00	-30.65	Vertical

Note: 1. Measurement = Reading Level + Correct Factor.
2. If Peak Result complies with AV limit, AV Result is deemed to comply with AV limit.
3. Test setup: RBW: 1 MHz, VBW: 3 MHz, Sweep time: auto.
4. Peak: Peak detector.
5. For below 3GHz part, filter losses were only considered in the spurious frequency bands and the authorized band was not corrected for Band Reject Filter losses.
6. Only the worst case emission was recorded, if it complies with the limit, the other emissions deemed to comply with the limit.

This report shall not be reproduced except in full, without the written approval of UL-CCIC COMPANY LIMITED.

Test Mode	Channel	Polarization	Verdict
11N HT20	MCH	Horizontal	PASS

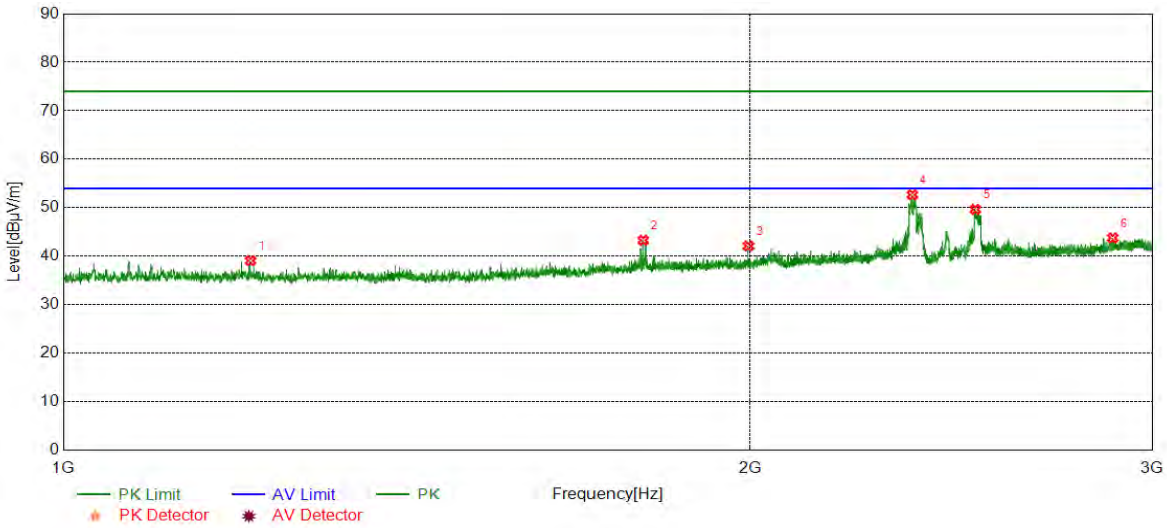

No.	Frequency	Reading Level	Correct Factor	Result	Limit	Margin	Remark
	[MHz]	[dBuV/m]	[dB]	[dBuV/m]	[dBuV/m]	[dB]	
1	1208.0000	44.42	-5.36	39.06	74.00	-34.94	Horizontal
2	1795.2500	47.08	-3.79	43.29	74.00	-30.71	Horizontal
3	1996.5000	45.12	-3.02	42.10	74.00	-31.90	Horizontal
4	2355.5000	54.08	-1.41	52.67	74.00	-21.33	Horizontal
5	2510.0000	50.04	-0.39	49.65	74.00	-24.35	Horizontal
6	2883.0000	43.39	0.37	43.76	74.00	-30.24	Horizontal

Note: 1. Measurement = Reading Level + Correct Factor.
2. If Peak Result complies with AV limit, AV Result is deemed to comply with AV limit.
3. Test setup: RBW: 1 MHz, VBW: 3 MHz, Sweep time: auto.
4. Peak: Peak detector.
5. For below 3GHz part, filter losses were only considered in the spurious frequency bands and the authorized band was not corrected for Band Reject Filter losses.
6. Only the worst case emission was recorded, if it complies with the limit, the other emissions deemed to comply with the limit.

This report shall not be reproduced except in full, without the written approval of UL-CCIC COMPANY LIMITED.

Test Mode	Channel	Polarization	Verdict
11N HT20	MCH	Vertical	PASS

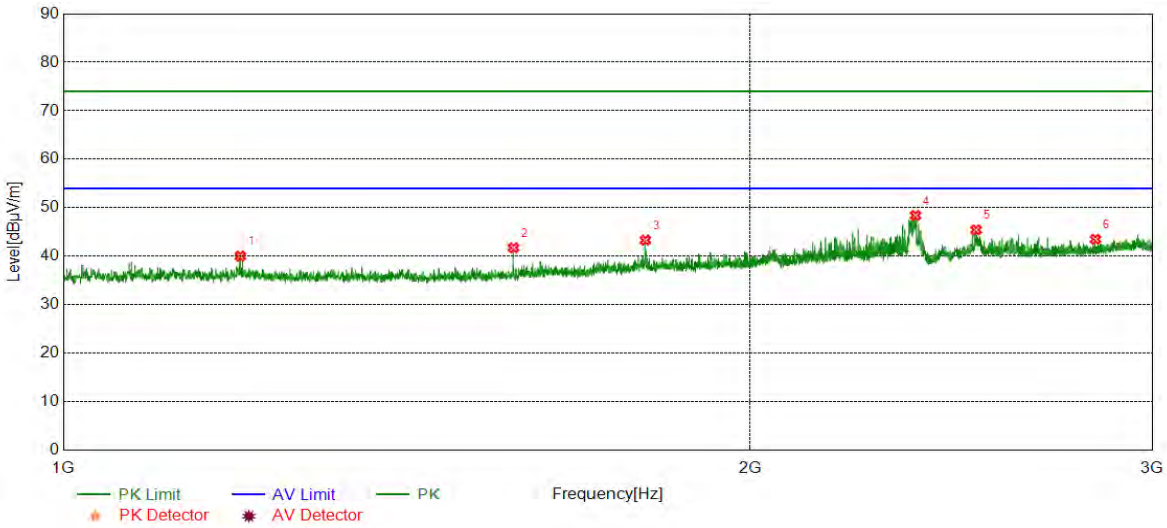

No.	Frequency	Reading Level	Correct Factor	Result	Limit	Margin	Remark
	[MHz]	[dBuV/m]	[dB]	[dBuV/m]	[dBuV/m]	[dB]	
1	1195.5000	45.59	-5.56	40.03	74.00	-33.97	Vertical
2	1575.2500	47.27	-5.53	41.74	74.00	-32.26	Vertical
3	1799.2500	47.16	-3.84	43.32	74.00	-30.68	Vertical
4	2363.0000	49.58	-1.17	48.41	74.00	-25.59	Vertical
5	2511.7500	45.82	-0.38	45.44	74.00	-28.56	Vertical
6	2833.2500	43.54	-0.04	43.50	74.00	-30.50	Vertical

Note: 1. Measurement = Reading Level + Correct Factor.
2. If Peak Result complies with AV limit, AV Result is deemed to comply with AV limit.
3. Test setup: RBW: 1 MHz, VBW: 3 MHz, Sweep time: auto.
4. Peak: Peak detector.
5. For below 3GHz part, filter losses were only considered in the spurious frequency bands and the authorized band was not corrected for Band Reject Filter losses.
6. Only the worst case emission was recorded, if it complies with the limit, the other emissions deemed to comply with the limit.

This report shall not be reproduced except in full, without the written approval of UL-CCIC COMPANY LIMITED.

Test Mode	Channel	Polarization	Verdict
11N HT20	HCH	Horizontal	PASS

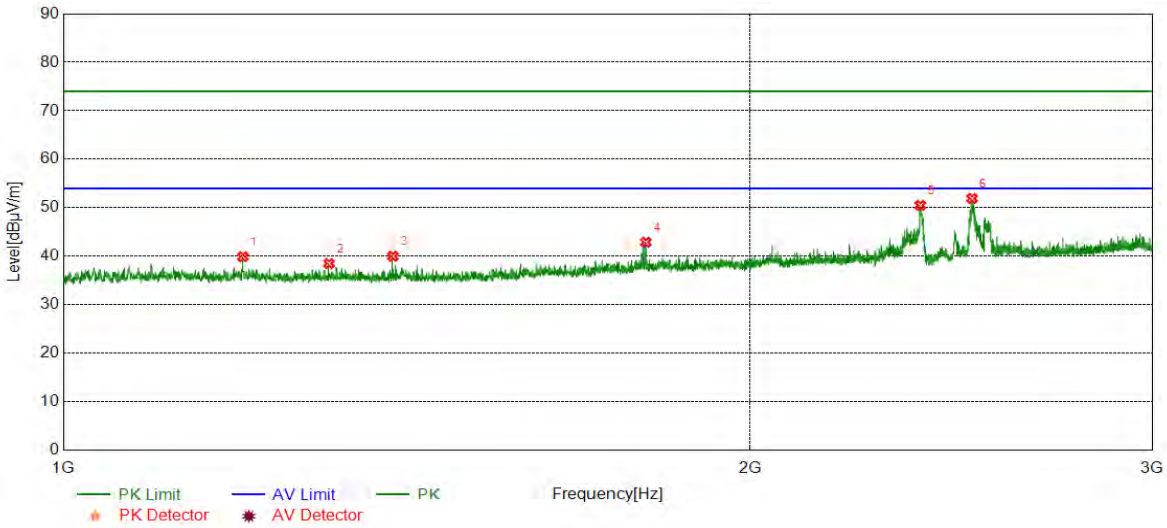

No.	Frequency	Reading Level	Correct Factor	Result	Limit	Margin	Remark
	[MHz]	[dBuV/m]	[dB]	[dBuV/m]	[dBuV/m]	[dB]	
1	1198.7500	45.46	-5.56	39.90	74.00	-34.10	Horizontal
2	1307.5000	43.97	-5.48	38.49	74.00	-35.51	Horizontal
3	1394.5000	45.73	-5.72	40.01	74.00	-33.99	Horizontal
4	1800.0000	46.74	-3.85	42.89	74.00	-31.11	Horizontal
5	2374.2500	51.59	-1.11	50.48	74.00	-23.52	Horizontal
6	2501.5000	52.36	-0.44	51.92	74.00	-22.08	Horizontal

Note: 1. Measurement = Reading Level + Correct Factor.
2. If Peak Result complies with AV limit, AV Result is deemed to comply with AV limit.
3. Test setup: RBW: 1 MHz, VBW: 3 MHz, Sweep time: auto.
4. Peak: Peak detector.
5. For below 3GHz part, filter losses were only considered in the spurious frequency bands and the authorized band was not corrected for Band Reject Filter losses.
6. Only the worst case emission was recorded, if it complies with the limit, the other emissions deemed to comply with the limit.

This report shall not be reproduced except in full, without the written approval of UL-CCIC COMPANY LIMITED.

Test Mode	Channel	Polarization	Verdict
11N HT20	HCH	Vertical	PASS

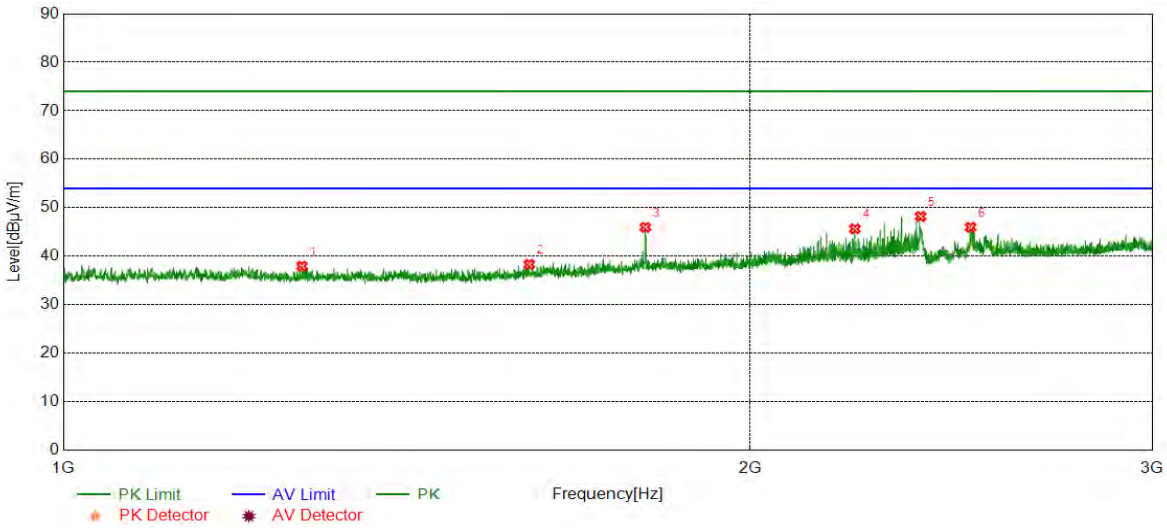

No.	Frequency	Reading Level	Correct Factor	Result	Limit	Margin	Remark
	[MHz]	[dBuV/m]	[dB]	[dBuV/m]	[dBuV/m]	[dB]	
1	1272.2500	43.43	-5.47	37.96	74.00	-36.04	Vertical
2	1600.2500	43.52	-5.19	38.33	74.00	-35.67	Vertical
3	1799.2500	49.81	-3.84	45.97	74.00	-28.03	Vertical
4	2222.7500	47.85	-2.20	45.65	74.00	-28.35	Vertical
5	2375.0000	49.32	-1.11	48.21	74.00	-25.79	Vertical
6	2498.0000	46.43	-0.46	45.97	74.00	-28.03	Vertical

Note: 1. Measurement = Reading Level + Correct Factor.
2. If Peak Result complies with AV limit, AV Result is deemed to comply with AV limit.
3. Test setup: RBW: 1 MHz, VBW: 3 MHz, Sweep time: auto.
4. Peak: Peak detector.
5. For below 3GHz part, filter losses were only considered in the spurious frequency bands and the authorized band was not corrected for Band Reject Filter losses.
6. Only the worst case emission was recorded, if it complies with the limit, the other emissions deemed to comply with the limit.

This report shall not be reproduced except in full, without the written approval of UL-CCIC COMPANY LIMITED.

Test Mode	Channel	Polarization	Verdict
11N HT40	LCH	Horizontal	PASS

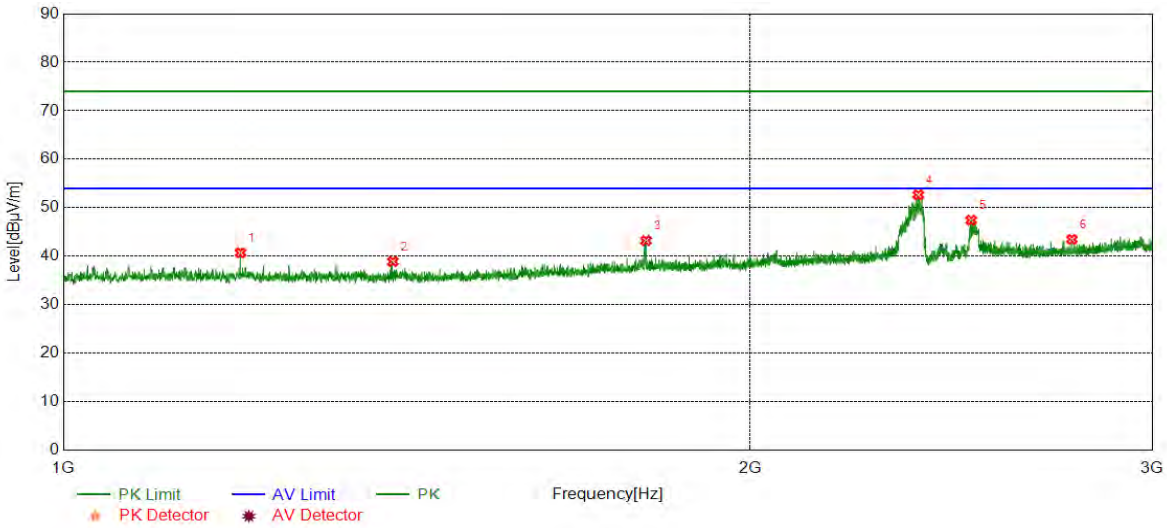

No.	Frequency	Reading Level	Correct Factor	Result	Limit	Margin	Remark
	[MHz]	[dBuV/m]	[dB]	[dBuV/m]	[dBuV/m]	[dB]	
1	1195.7500	46.25	-5.56	40.69	74.00	-33.31	Horizontal
2	1394.5000	44.63	-5.72	38.91	74.00	-35.09	Horizontal
3	1800.2500	47.07	-3.85	43.22	74.00	-30.78	Horizontal
4	2369.5000	53.80	-1.13	52.67	74.00	-21.33	Horizontal
5	2499.2500	47.88	-0.45	47.43	74.00	-26.57	Horizontal
6	2766.7500	43.72	-0.23	43.49	74.00	-30.51	Horizontal

Note: 1. Measurement = Reading Level + Correct Factor.
2. If Peak Result complies with AV limit, AV Result is deemed to comply with AV limit.
3. Test setup: RBW: 1 MHz, VBW: 3 MHz, Sweep time: auto.
4. Peak: Peak detector.
5. For below 3GHz part, filter losses were only considered in the spurious frequency bands and the authorized band was not corrected for Band Reject Filter losses.
6. Only the worst case emission was recorded, if it complies with the limit, the other emissions deemed to comply with the limit.

This report shall not be reproduced except in full, without the written approval of UL-CCIC COMPANY LIMITED.

Test Mode	Channel	Polarization	Verdict
11N HT40	LCH	Vertical	PASS

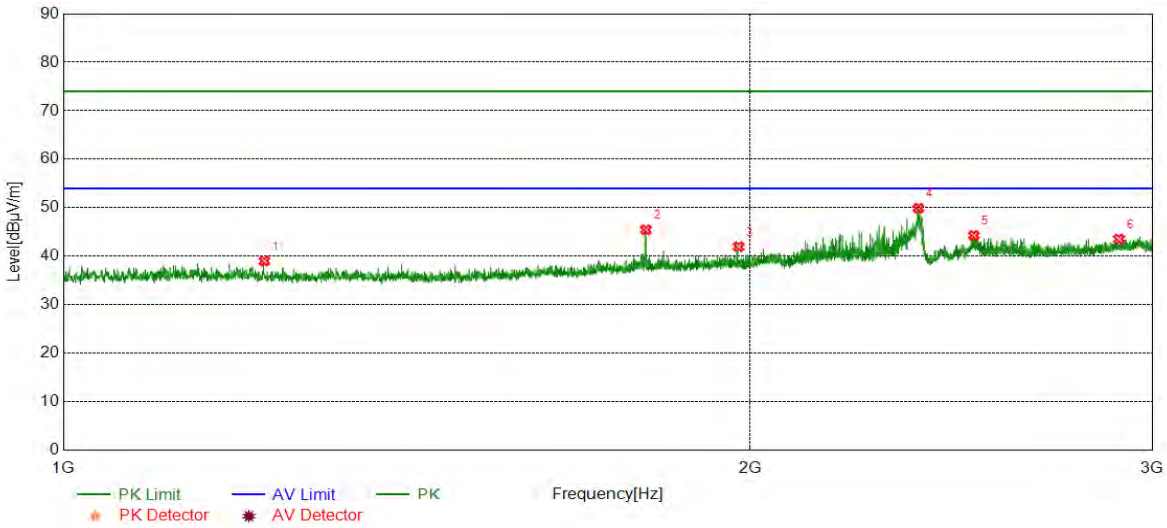

No.	Frequency	Reading Level	Correct Factor	Result	Limit	Margin	Remark
	[MHz]	[dBuV/m]	[dB]	[dBuV/m]	[dBuV/m]	[dB]	
1	1225.0000	44.69	-5.69	39.00	74.00	-35.00	Vertical
2	1800.0000	49.30	-3.85	45.45	74.00	-28.55	Vertical
3	1976.5000	45.15	-3.18	41.97	74.00	-32.03	Vertical
4	2369.7500	51.04	-1.13	49.91	74.00	-24.09	Vertical
5	2506.2500	44.69	-0.41	44.28	74.00	-29.72	Vertical
6	2901.2500	43.21	0.34	43.55	74.00	-30.45	Vertical

Note: 1. Measurement = Reading Level + Correct Factor.
2. If Peak Result complies with AV limit, AV Result is deemed to comply with AV limit.
3. Test setup: RBW: 1 MHz, VBW: 3 MHz, Sweep time: auto.
4. Peak: Peak detector.
5. For below 3GHz part, filter losses were only considered in the spurious frequency bands and the authorized band was not corrected for Band Reject Filter losses.
6. Only the worst case emission was recorded, if it complies with the limit, the other emissions deemed to comply with the limit.

This report shall not be reproduced except in full, without the written approval of UL-CCIC COMPANY LIMITED.

Test Mode	Channel	Polarization	Verdict
11N HT40	MCH	Horizontal	PASS

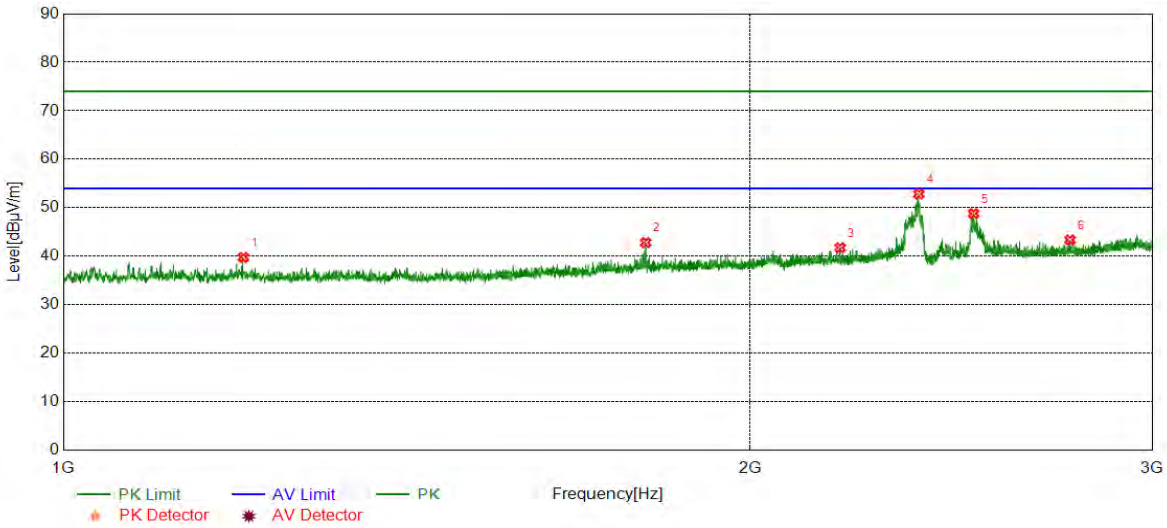

No.	Frequency	Reading Level	Correct Factor	Result	Limit	Margin	Remark
	[MHz]	[dBuV/m]	[dB]	[dBuV/m]	[dBuV/m]	[dB]	
1	1199.2500	45.33	-5.56	39.77	74.00	-34.23	Horizontal
2	1799.7500	46.65	-3.84	42.81	74.00	-31.19	Horizontal
3	2190.0000	44.09	-2.33	41.76	74.00	-32.24	Horizontal
4	2370.7500	53.97	-1.13	52.84	74.00	-21.16	Horizontal
5	2505.5000	49.21	-0.41	48.80	74.00	-25.20	Horizontal
6	2761.5000	43.63	-0.27	43.36	74.00	-30.64	Horizontal

Note: 1. Measurement = Reading Level + Correct Factor.
2. If Peak Result complies with AV limit, AV Result is deemed to comply with AV limit.
3. Test setup: RBW: 1 MHz, VBW: 3 MHz, Sweep time: auto.
4. Peak: Peak detector.
5. For below 3GHz part, filter losses were only considered in the spurious frequency bands and the authorized band was not corrected for Band Reject Filter losses.
6. Only the worst case emission was recorded, if it complies with the limit, the other emissions deemed to comply with the limit.

This report shall not be reproduced except in full, without the written approval of UL-CCIC COMPANY LIMITED.

Test Mode	Channel	Polarization	Verdict
11N HT40	MCH	Vertical	PASS

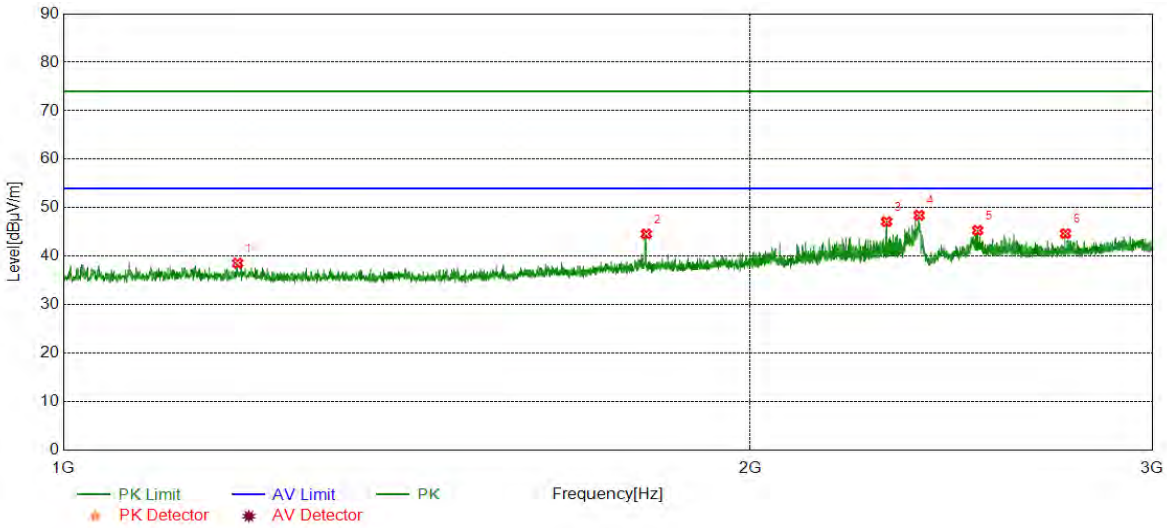

No.	Frequency	Reading Level	Correct Factor	Result	Limit	Margin	Remark
	[MHz]	[dBuV/m]	[dB]	[dBuV/m]	[dBuV/m]	[dB]	
1	1192.2500	44.14	-5.57	38.57	74.00	-35.43	Vertical
2	1801.0000	48.45	-3.87	44.58	74.00	-29.42	Vertical
3	2295.0000	49.03	-1.90	47.13	74.00	-26.87	Vertical
4	2371.5000	49.57	-1.12	48.45	74.00	-25.55	Vertical
5	2515.7500	45.68	-0.35	45.33	74.00	-28.67	Vertical
6	2748.7500	45.09	-0.44	44.65	74.00	-29.35	Vertical

Note: 1. Measurement = Reading Level + Correct Factor.
2. If Peak Result complies with AV limit, AV Result is deemed to comply with AV limit.
3. Test setup: RBW: 1 MHz, VBW: 3 MHz, Sweep time: auto.
4. Peak: Peak detector.
5. For below 3GHz part, filter losses were only considered in the spurious frequency bands and the authorized band was not corrected for Band Reject Filter losses.
6. Only the worst case emission was recorded, if it complies with the limit, the other emissions deemed to comply with the limit.

This report shall not be reproduced except in full, without the written approval of UL-CCIC COMPANY LIMITED.

Test Mode	Channel	Polarization	Verdict
11N HT40	HCH	Horizontal	PASS

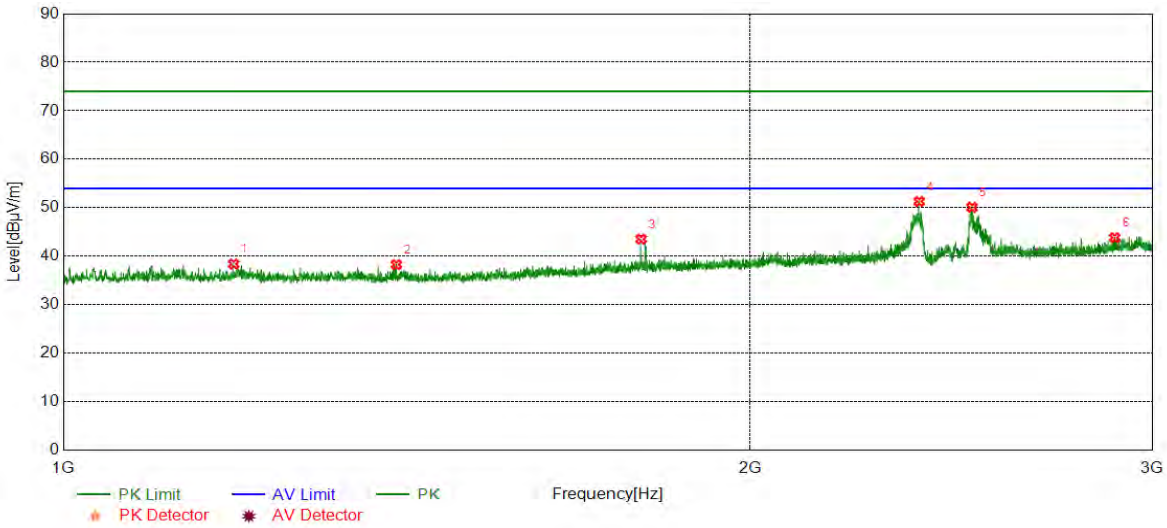

No.	Frequency	Reading Level	Correct Factor	Result	Limit	Margin	Remark
	[MHz]	[dBuV/m]	[dB]	[dBuV/m]	[dBuV/m]	[dB]	
1	1187.5000	44.01	-5.60	38.41	74.00	-35.59	Horizontal
2	1399.5000	43.93	-5.66	38.27	74.00	-35.73	Horizontal
3	1791.5000	47.30	-3.75	43.55	74.00	-30.45	Horizontal
4	2371.7500	52.41	-1.12	51.29	74.00	-22.71	Horizontal
5	2501.5000	50.53	-0.44	50.09	74.00	-23.91	Horizontal
6	2889.0000	43.31	0.52	43.83	74.00	-30.17	Horizontal

Note: 1. Measurement = Reading Level + Correct Factor.
2. If Peak Result complies with AV limit, AV Result is deemed to comply with AV limit.
3. Test setup: RBW: 1 MHz, VBW: 3 MHz, Sweep time: auto.
4. Peak: Peak detector.
5. For below 3GHz part, filter losses were only considered in the spurious frequency bands and the authorized band was not corrected for Band Reject Filter losses.
6. Only the worst case emission was recorded, if it complies with the limit, the other emissions deemed to comply with the limit.

This report shall not be reproduced except in full, without the written approval of UL-CCIC COMPANY LIMITED.

Test Mode	Channel	Polarization	Verdict
11N HT40	HCH	Vertical	PASS

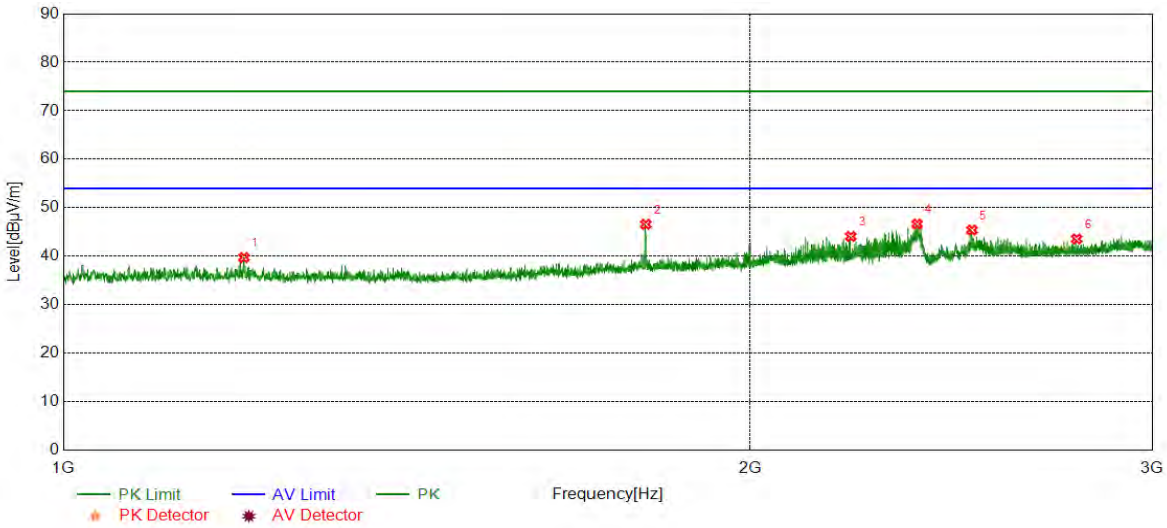

No.	Frequency	Reading Level	Correct Factor	Result	Limit	Margin	Remark
	[MHz]	[dBuV/m]	[dB]	[dBuV/m]	[dBuV/m]	[dB]	
1	1200.0000	45.29	-5.56	39.73	74.00	-34.27	Vertical
2	1800.0000	50.43	-3.85	46.58	74.00	-27.42	Vertical
3	2213.5000	46.37	-2.29	44.08	74.00	-29.92	Vertical
4	2366.7500	47.78	-1.15	46.63	74.00	-27.37	Vertical
5	2501.5000	45.83	-0.44	45.39	74.00	-28.61	Vertical
6	2780.0000	43.85	-0.28	43.57	74.00	-30.43	Vertical

Note: 1. Measurement = Reading Level + Correct Factor.
2. If Peak Result complies with AV limit, AV Result is deemed to comply with AV limit.
3. Test setup: RBW: 1 MHz, VBW: 3 MHz, Sweep time: auto.
4. Peak: Peak detector.
5. For below 3GHz part, filter losses were only considered in the spurious frequency bands and the authorized band was not corrected for Band Reject Filter losses.
6. Only the worst case emission was recorded, if it complies with the limit, the other emissions deemed to comply with the limit.

This report shall not be reproduced except in full, without the written approval of UL-CCIC COMPANY LIMITED.

Part II: 3GHz~18GHz

HARMONICS AND SPURIOUS EMISSIONS

Test Mode	Channel	Polarization	Verdict
11B	LCH	Horizontal	PASS

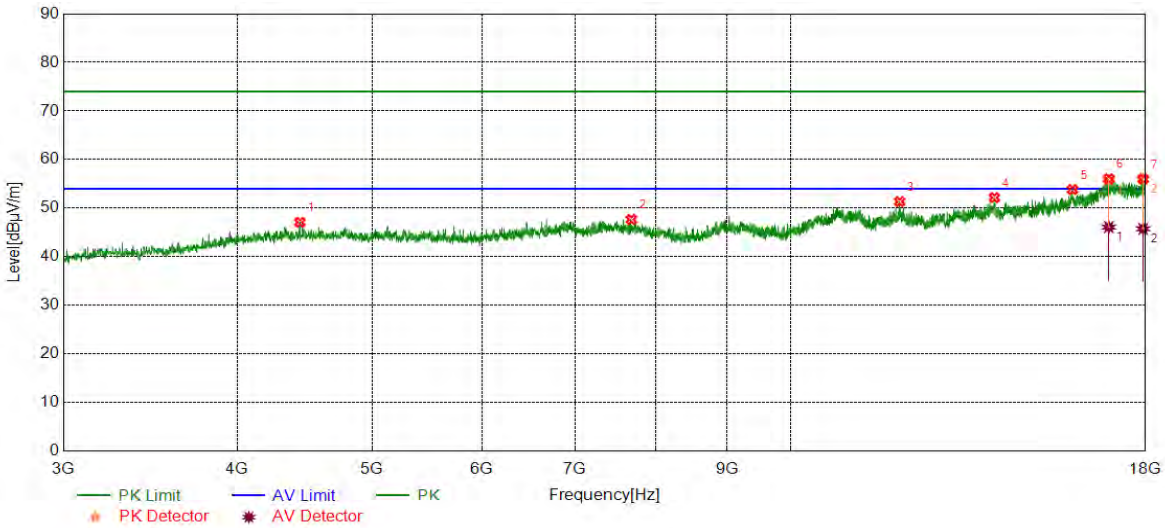

PK Result:

No.	Frequency	Reading Level	Correct Factor	Result	Limit	Margin	Remark
	[MHz]	[dBuV/m]	[dB]	[dBuV/m]	[dBuV/m]	[dB]	
1	4438.3048	42.00	5.10	47.10	74.00	-26.90	Horizontal
2	7684.3355	39.15	8.51	47.66	74.00	-26.34	Horizontal
3	11980.4976	38.52	12.82	51.34	74.00	-22.66	Horizontal
4	14015.1269	37.90	14.27	52.17	74.00	-21.83	Horizontal
5	15950.3688	37.74	16.08	53.82	74.00	-20.18	Horizontal
6	16938.6173	37.60	18.45	56.05	74.00	-17.95	Horizontal
7	17926.8659	37.98	18.03	56.01	74.00	-17.99	Horizontal

AV Result:

No.	Frequency	Reading Level	Correct Factor	Result	Limit	Margin	Remark
	[MHz]	[dBuV/m]	[dB]	[dBuV/m]	[dBuV/m]	[dB]	
1	16938.6173	27.65	18.45	46.10	54.00	-7.90	Horizontal
2	17926.8659	27.71	18.03	45.74	54.00	-8.26	Horizontal

Note: 1. Measurement = Reading Level + Correct Factor.
2. If Peak Result complies with AV limit, AV Result is deemed to comply with AV limit.
3. Peak detector: RBW: 1 MHz, VBW: 3 MHz.
4. Average detector: RBW: 1 MHz, VBW: 1/T MHz(refer to clause 7.1.).
5. For above 3GHz part, filter losses were only considered in the spurious frequency bands and the authorized band was not corrected for HPF losses.
6. Only the worst case emission was recorded, if it complies with the limit, the other emissions deemed to comply with the limit.

This report shall not be reproduced except in full, without the written approval of UL-CCIC COMPANY LIMITED.

Test Mode	Channel	Polarization	Verdict
11B	LCH	Vertical	PASS

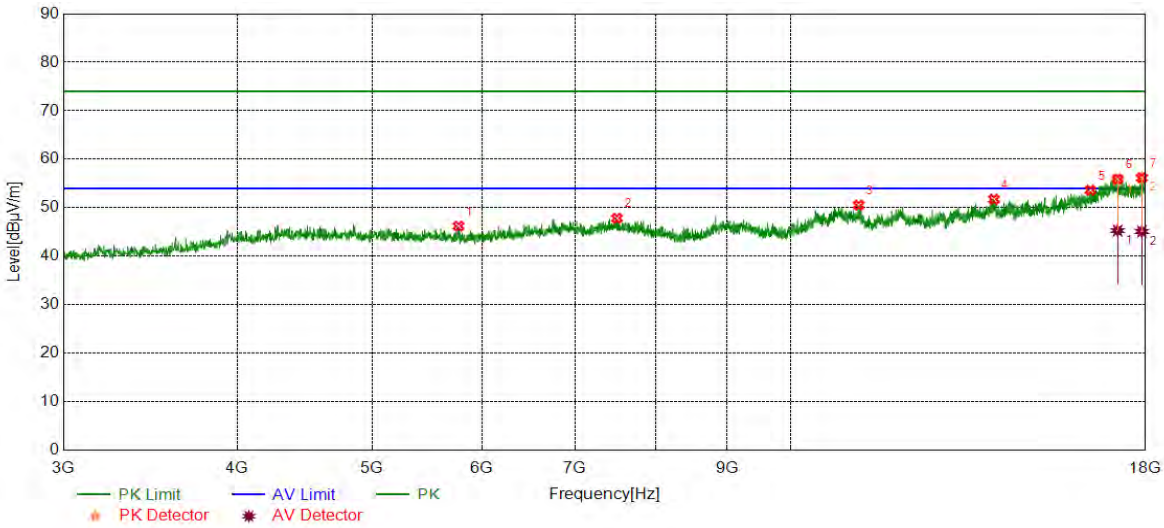

PK Result:

No.	Frequency	Reading Level	Correct Factor	Result	Limit	Margin	Remark
	[MHz]	[dBuV/m]	[dB]	[dBuV/m]	[dBuV/m]	[dB]	
1	5771.5965	40.87	5.33	46.20	74.00	-27.80	Vertical
2	7502.4378	39.23	8.60	47.83	74.00	-26.17	Vertical
3	11196.6496	38.59	11.95	50.54	74.00	-23.46	Vertical
4	14003.8755	37.38	14.35	51.73	74.00	-22.27	Vertical
5	16428.5536	37.66	15.96	53.62	74.00	-20.38	Vertical
6	17186.1483	37.80	18.13	55.93	74.00	-18.07	Vertical
7	17889.3612	37.66	18.53	56.19	74.00	-17.81	Vertical

AV Result:

No.	Frequency	Reading Level	Correct Factor	Result	Limit	Margin	Remark
	[MHz]	[dBuV/m]	[dB]	[dBuV/m]	[dBuV/m]	[dB]	
1	17186.1483	27.15	18.13	45.28	54.00	-8.72	Vertical
2	17889.3612	26.57	18.53	45.10	54.00	-8.90	Vertical

Note: 1. Measurement = Reading Level + Correct Factor.
2. If Peak Result complies with AV limit, AV Result is deemed to comply with AV limit.
3. Peak detector: RBW: 1 MHz, VBW: 3 MHz.
4. Average detector: RBW: 1 MHz, VBW: 1/T MHz(refer to clause 7.1.).
5. For above 3GHz part, filter losses were only considered in the spurious frequency bands and the authorized band was not corrected for HPF losses.
6. Only the worst case emission was recorded, if it complies with the limit, the other emissions deemed to comply with the limit.

This report shall not be reproduced except in full, without the written approval of UL-CCIC COMPANY LIMITED.

Test Mode	Channel	Polarization	Verdict
11B	MCH	Horizontal	PASS

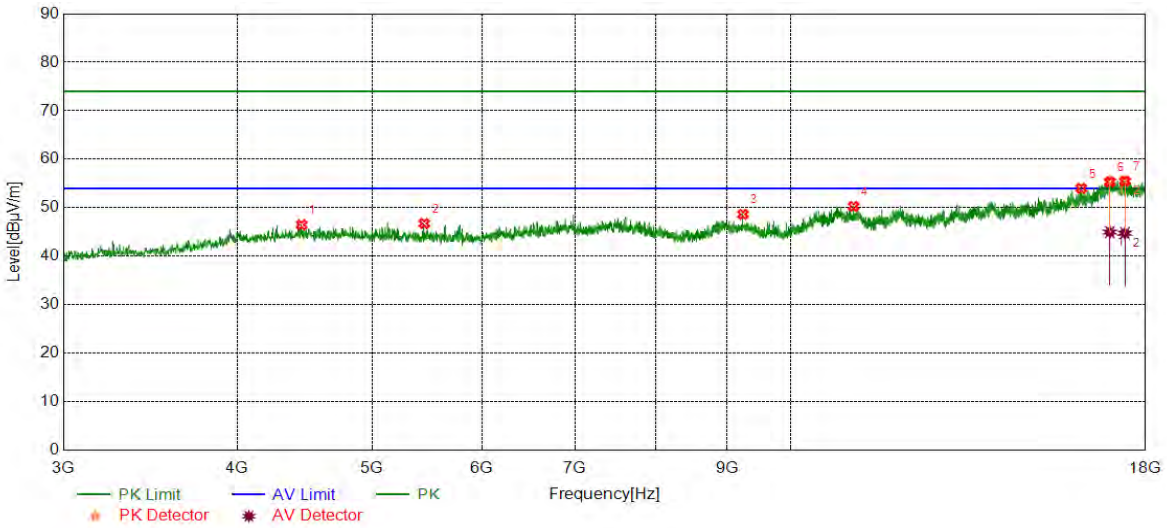

PK Result:

No.	Frequency	Reading Level	Correct Factor	Result	Limit	Margin	Remark
	[MHz]	[dBuV/m]	[dB]	[dBuV/m]	[dBuV/m]	[dB]	
1	4451.4314	40.91	5.57	46.48	74.00	-27.52	Horizontal
2	5452.8066	40.98	5.78	46.76	74.00	-27.24	Horizontal
3	9242.6553	39.82	8.82	48.64	74.00	-25.36	Horizontal
4	11101.0126	38.19	12.09	50.28	74.00	-23.72	Horizontal
5	16182.8979	37.54	16.46	54.00	74.00	-20.00	Horizontal
6	16966.7458	36.80	18.52	55.32	74.00	-18.68	Horizontal
7	17394.2993	37.78	17.72	55.50	74.00	-18.50	Horizontal

AV Result:

No.	Frequency	Reading Level	Correct Factor	Result	Limit	Margin	Remark
	[MHz]	[dBuV/m]	[dB]	[dBuV/m]	[dBuV/m]	[dB]	
1	16966.7458	26.46	18.52	44.98	54.00	-9.02	Horizontal
2	17394.2993	27.04	17.72	44.76	54.00	-9.24	Horizontal

Note: 1. Measurement = Reading Level + Correct Factor.
2. If Peak Result complies with AV limit, AV Result is deemed to comply with AV limit.
3. Peak detector: RBW: 1 MHz, VBW: 3 MHz.
4. Average detector: RBW: 1 MHz, VBW: 1/T MHz(refer to clause 7.1.).
5. For above 3GHz part, filter losses were only considered in the spurious frequency bands and the authorized band was not corrected for HPF losses.
6. Only the worst case emission was recorded, if it complies with the limit, the other emissions deemed to comply with the limit.

This report shall not be reproduced except in full, without the written approval of UL-CCIC COMPANY LIMITED.

Test Mode	Channel	Polarization	Verdict
11B	MCH	Vertical	PASS

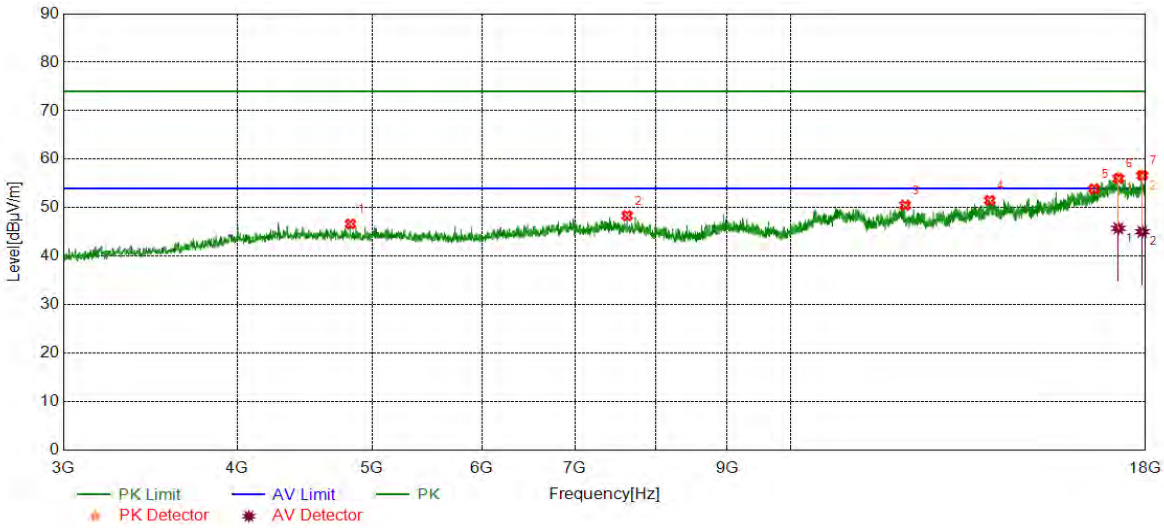

PK Result:

No.	Frequency	Reading Level	Correct Factor	Result	Limit	Margin	Remark
	[MHz]	[dBuV/m]	[dB]	[dBuV/m]	[dBuV/m]	[dB]	
1	4826.4783	41.20	5.45	46.65	74.00	-27.35	Vertical
2	7629.9537	40.00	8.37	48.37	74.00	-25.63	Vertical
3	12089.2612	37.98	12.52	50.50	74.00	-23.50	Vertical
4	13906.3633	37.37	14.15	51.52	74.00	-22.48	Vertical
5	16529.8162	36.95	16.95	53.90	74.00	-20.10	Vertical
6	17208.6511	38.14	17.90	56.04	74.00	-17.96	Vertical
7	17902.4878	38.29	18.37	56.66	74.00	-17.34	Vertical

AV Result:

No.	Frequency	Reading Level	Correct Factor	Result	Limit	Margin	Remark
	[MHz]	[dBuV/m]	[dB]	[dBuV/m]	[dBuV/m]	[dB]	
1	17208.6511	27.85	17.90	45.75	54.00	-8.25	Vertical
2	17902.4878	26.68	18.37	45.05	54.00	-8.95	Vertical

Note: 1. Measurement = Reading Level + Correct Factor.
2. If Peak Result complies with AV limit, AV Result is deemed to comply with AV limit.
3. Peak detector: RBW: 1 MHz, VBW: 3 MHz.
4. Average detector: RBW: 1 MHz, VBW: 1/T MHz(refer to clause 7.1.).
5. For above 3GHz part, filter losses were only considered in the spurious frequency bands and the authorized band was not corrected for HPF losses.
6. Only the worst case emission was recorded, if it complies with the limit, the other emissions deemed to comply with the limit.

This report shall not be reproduced except in full, without the written approval of UL-CCIC COMPANY LIMITED.

Test Mode	Channel	Polarization	Verdict
11B	HCH	Horizontal	PASS

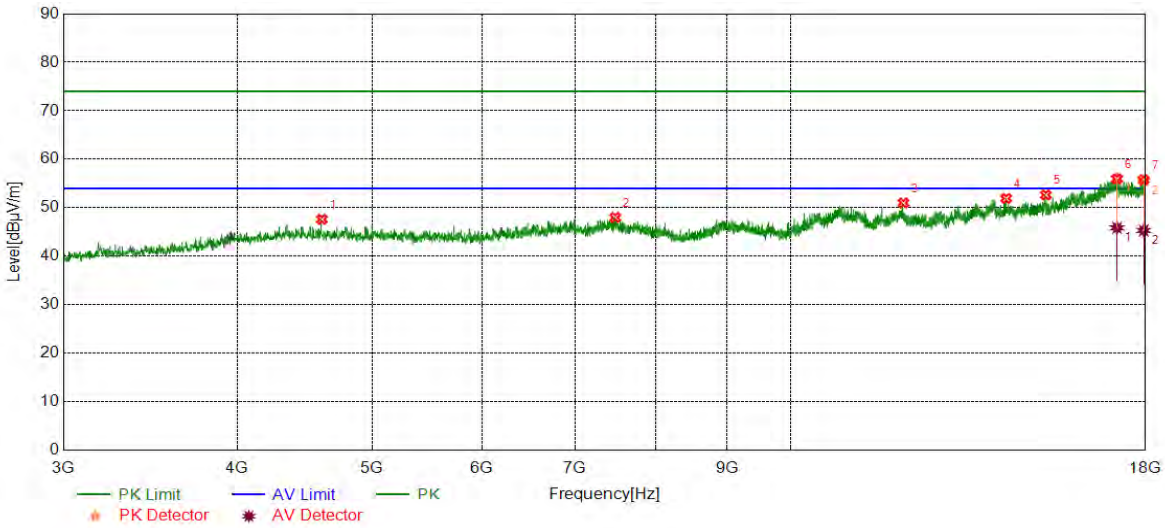

PK Result:

No.	Frequency	Reading Level	Correct Factor	Result	Limit	Margin	Remark
	[MHz]	[dBuV/m]	[dB]	[dBuV/m]	[dBuV/m]	[dB]	
1	4603.3254	42.16	5.45	47.61	74.00	-26.39	Horizontal
2	7481.8102	39.21	8.80	48.01	74.00	-25.99	Horizontal
3	12055.5069	38.36	12.62	50.98	74.00	-23.02	Horizontal
4	14290.7863	38.05	13.87	51.92	74.00	-22.08	Horizontal
5	15260.2825	37.81	14.84	52.65	74.00	-21.35	Horizontal
6	17169.2712	37.59	18.36	55.95	74.00	-18.05	Horizontal
7	17943.7430	37.37	18.38	55.75	74.00	-18.25	Horizontal

AV Result:

No.	Frequency	Reading Level	Correct Factor	Result	Limit	Margin	Remark
	[MHz]	[dBuV/m]	[dB]	[dBuV/m]	[dBuV/m]	[dB]	
1	17169.2712	27.50	18.36	45.86	54.00	-8.14	Horizontal
2	17943.7430	26.94	18.38	45.32	54.00	-8.68	Horizontal

Note: 1. Measurement = Reading Level + Correct Factor.
2. If Peak Result complies with AV limit, AV Result is deemed to comply with AV limit.
3. Peak detector: RBW: 1 MHz, VBW: 3 MHz.
4. Average detector: RBW: 1 MHz, VBW: 1/T MHz(refer to clause 7.1.).
5. For above 3GHz part, filter losses were only considered in the spurious frequency bands and the authorized band was not corrected for HPF losses.
6. Only the worst case emission was recorded, if it complies with the limit, the other emissions deemed to comply with the limit.

This report shall not be reproduced except in full, without the written approval of UL-CCIC COMPANY LIMITED.

Test Mode	Channel	Polarization	Verdict
11B	HCH	Vertical	PASS

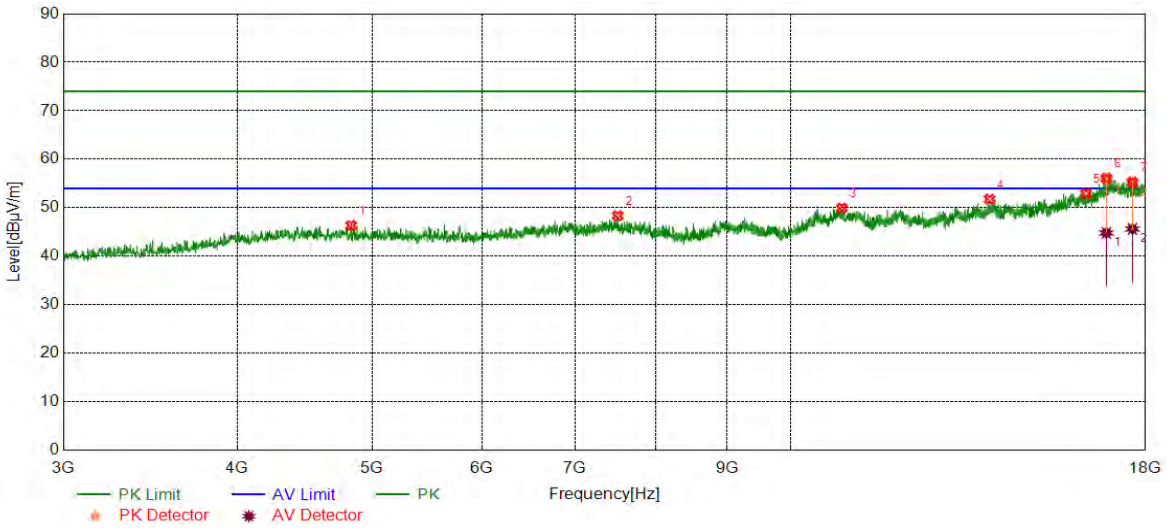

PK Result:

No.	Frequency	Reading Level	Correct Factor	Result	Limit	Margin	Remark
	[MHz]	[dBuV/m]	[dB]	[dBuV/m]	[dBuV/m]	[dB]	
1	4832.1040	40.84	5.51	46.35	74.00	-27.65	Vertical
2	7511.8140	39.71	8.64	48.35	74.00	-25.65	Vertical
3	10887.2359	37.71	12.24	49.95	74.00	-24.05	Vertical
4	13904.4881	37.52	14.23	51.75	74.00	-22.25	Vertical
5	16306.6633	37.42	15.51	52.93	74.00	-21.07	Vertical
6	16869.2337	38.36	17.74	56.10	74.00	-17.90	Vertical
7	17613.7017	37.50	17.78	55.28	74.00	-18.72	Vertical

AV Result:

No.	Frequency	Reading Level	Correct Factor	Result	Limit	Margin	Remark
	[MHz]	[dBuV/m]	[dB]	[dBuV/m]	[dBuV/m]	[dB]	
1	16869.2337	27.07	17.74	44.81	54.00	-9.19	Vertical
2	17613.7017	27.83	17.78	45.61	54.00	-8.39	Vertical

Note: 1. Measurement = Reading Level + Correct Factor.
2. If Peak Result complies with AV limit, AV Result is deemed to comply with AV limit.
3. Peak detector: RBW: 1 MHz, VBW: 3 MHz.
4. Average detector: RBW: 1 MHz, VBW: 1/T MHz(refer to clause 7.1.).
5. For above 3GHz part, filter losses were only considered in the spurious frequency bands and the authorized band was not corrected for HPF losses.
6. Only the worst case emission was recorded, if it complies with the limit, the other emissions deemed to comply with the limit.

This report shall not be reproduced except in full, without the written approval of UL-CCIC COMPANY LIMITED.

Test Mode	Channel	Polarization	Verdict
11G	LCH	Horizontal	PASS

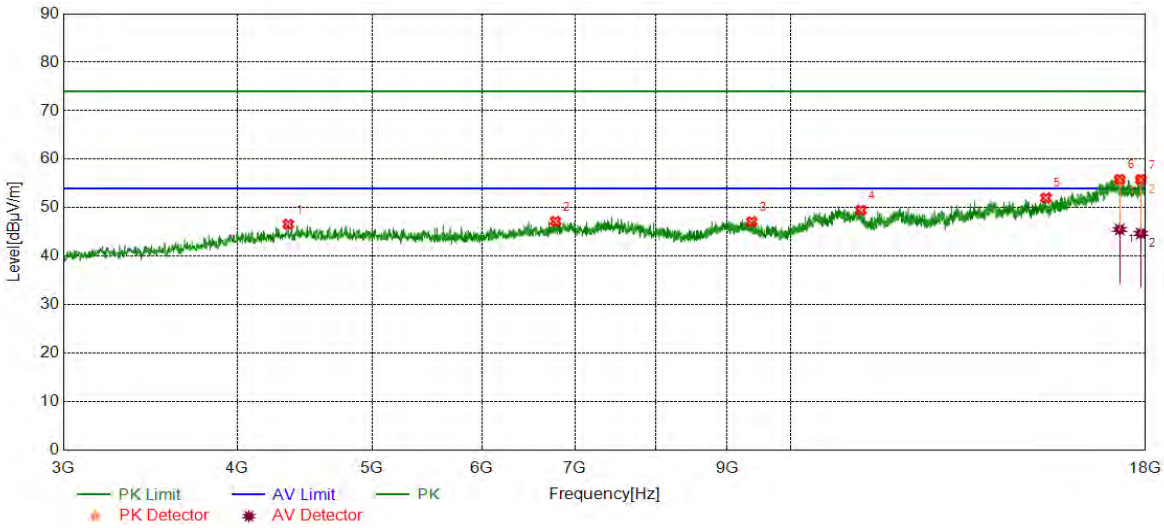

PK Result:

No.	Frequency	Reading Level	Correct Factor	Result	Limit	Margin	Remark
	[MHz]	[dBuV/m]	[dB]	[dBuV/m]	[dBuV/m]	[dB]	
1	4353.9192	41.44	5.15	46.59	74.00	-27.41	Horizontal
2	6776.7221	39.42	7.79	47.21	74.00	-26.79	Horizontal
3	9377.6722	38.50	8.64	47.14	74.00	-26.86	Horizontal
4	11236.0295	37.81	11.69	49.50	74.00	-24.50	Horizontal
5	15262.1578	37.27	14.76	52.03	74.00	-21.97	Horizontal
6	17244.2805	38.00	17.85	55.85	74.00	-18.15	Horizontal
7	17857.4822	37.52	18.30	55.82	74.00	-18.18	Horizontal

AV Result:

No.	Frequency	Reading Level	Correct Factor	Result	Limit	Margin	Remark
	[MHz]	[dBuV/m]	[dB]	[dBuV/m]	[dBuV/m]	[dB]	
1	17244.2805	27.67	17.85	45.52	54.00	-8.48	Horizontal
2	17857.4822	26.40	18.30	44.70	54.00	-9.30	Horizontal

Note: 1. Measurement = Reading Level + Correct Factor.
2. If Peak Result complies with AV limit, AV Result is deemed to comply with AV limit.
3. Peak detector: RBW: 1 MHz, VBW: 3 MHz.
4. Average detector: RBW: 1 MHz, VBW: 1/T MHz(refer to clause 7.1.).
5. For above 3GHz part, filter losses were only considered in the spurious frequency bands and the authorized band was not corrected for HPF losses.
6. Only the worst case emission was recorded, if it complies with the limit, the other emissions deemed to comply with the limit.

This report shall not be reproduced except in full, without the written approval of UL-CCIC COMPANY LIMITED.

Test Mode	Channel	Polarization	Verdict
11G	LCH	Vertical	PASS

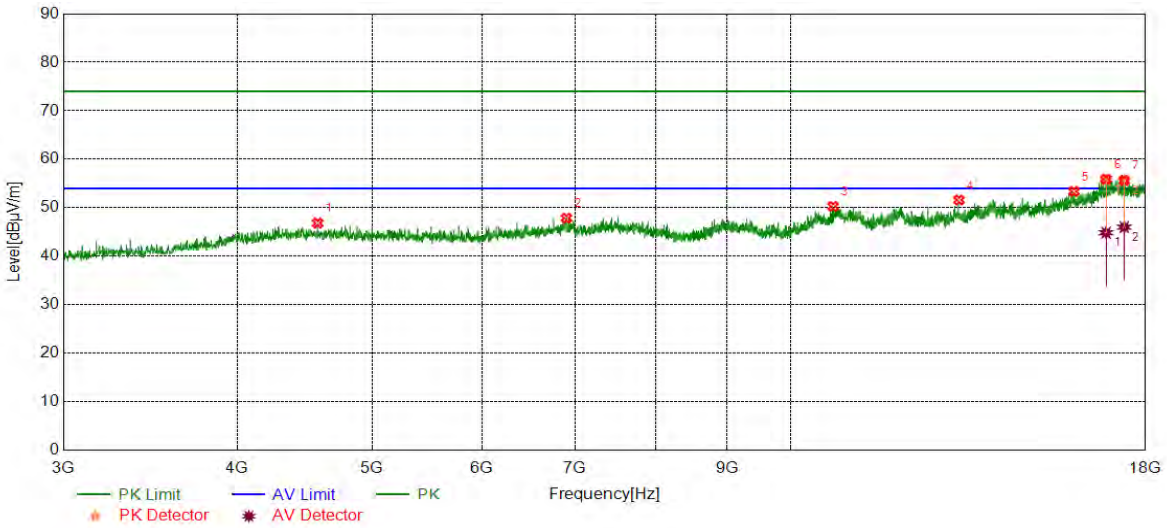

PK Result:

No.	Frequency	Reading Level	Correct Factor	Result	Limit	Margin	Remark
	[MHz]	[dBuV/m]	[dB]	[dBuV/m]	[dBuV/m]	[dB]	
1	4571.4464	41.54	5.30	46.84	74.00	-27.16	Vertical
2	6900.4876	39.79	8.07	47.86	74.00	-26.14	Vertical
3	10729.7162	38.65	11.64	50.29	74.00	-23.71	Vertical
4	13218.1523	39.17	12.44	51.61	74.00	-22.39	Vertical
5	15987.8735	37.65	15.72	53.37	74.00	-20.63	Vertical
6	16859.8575	37.87	18.05	55.92	74.00	-18.08	Vertical
7	17375.5469	37.10	18.56	55.66	74.00	-18.34	Vertical

AV Result:

No.	Frequency	Reading Level	Correct Factor	Result	Limit	Margin	Remark
	[MHz]	[dBuV/m]	[dB]	[dBuV/m]	[dBuV/m]	[dB]	
1	16859.8575	26.81	18.05	44.86	54.00	-9.14	Vertical
2	17375.5469	27.44	18.56	46.00	54.00	-8.00	Vertical

Note: 1. Measurement = Reading Level + Correct Factor.
2. If Peak Result complies with AV limit, AV Result is deemed to comply with AV limit.
3. Peak detector: RBW: 1 MHz, VBW: 3 MHz.
4. Average detector: RBW: 1 MHz, VBW: 1/T MHz(refer to clause 7.1.).
5. For above 3GHz part, filter losses were only considered in the spurious frequency bands and the authorized band was not corrected for HPF losses.
6. Only the worst case emission was recorded, if it complies with the limit, the other emissions deemed to comply with the limit.

This report shall not be reproduced except in full, without the written approval of UL-CCIC COMPANY LIMITED.

Test Mode	Channel	Polarization	Verdict
11G	MCH	Horizontal	PASS

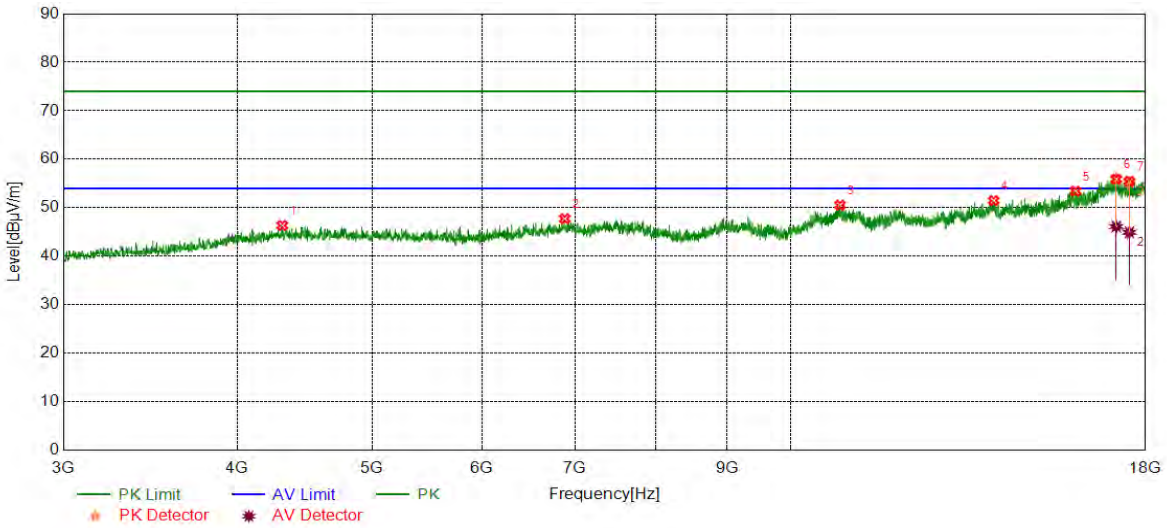

PK Result:

No.	Frequency	Reading Level	Correct Factor	Result	Limit	Margin	Remark
	[MHz]	[dBuV/m]	[dB]	[dBuV/m]	[dBuV/m]	[dB]	
1	4310.7888	41.30	5.05	46.35	74.00	-27.65	Horizontal
2	6881.7352	39.50	8.23	47.73	74.00	-26.27	Horizontal
3	10855.3569	38.24	12.29	50.53	74.00	-23.47	Horizontal
4	13998.2498	37.17	14.30	51.47	74.00	-22.53	Horizontal
5	16029.1286	38.03	15.39	53.42	74.00	-20.58	Horizontal
6	17148.6436	37.62	18.27	55.89	74.00	-18.11	Horizontal
7	17523.6905	37.67	17.79	55.46	74.00	-18.54	Horizontal

AV Result:

No.	Frequency	Reading Level	Correct Factor	Result	Limit	Margin	Remark
	[MHz]	[dBuV/m]	[dB]	[dBuV/m]	[dBuV/m]	[dB]	
1	17148.6436	27.86	18.27	46.13	54.00	-7.87	Horizontal
2	17523.6905	27.15	17.79	44.94	54.00	-9.06	Horizontal

Note: 1. Measurement = Reading Level + Correct Factor.
2. If Peak Result complies with AV limit, AV Result is deemed to comply with AV limit.
3. Peak detector: RBW: 1 MHz, VBW: 3 MHz.
4. Average detector: RBW: 1 MHz, VBW: 1/T MHz(refer to clause 7.1.).
5. For above 3GHz part, filter losses were only considered in the spurious frequency bands and the authorized band was not corrected for HPF losses.
6. Only the worst case emission was recorded, if it complies with the limit, the other emissions deemed to comply with the limit.

This report shall not be reproduced except in full, without the written approval of UL-CCIC COMPANY LIMITED.

Test Mode	Channel	Polarization	Verdict
11G	MCH	Vertical	PASS

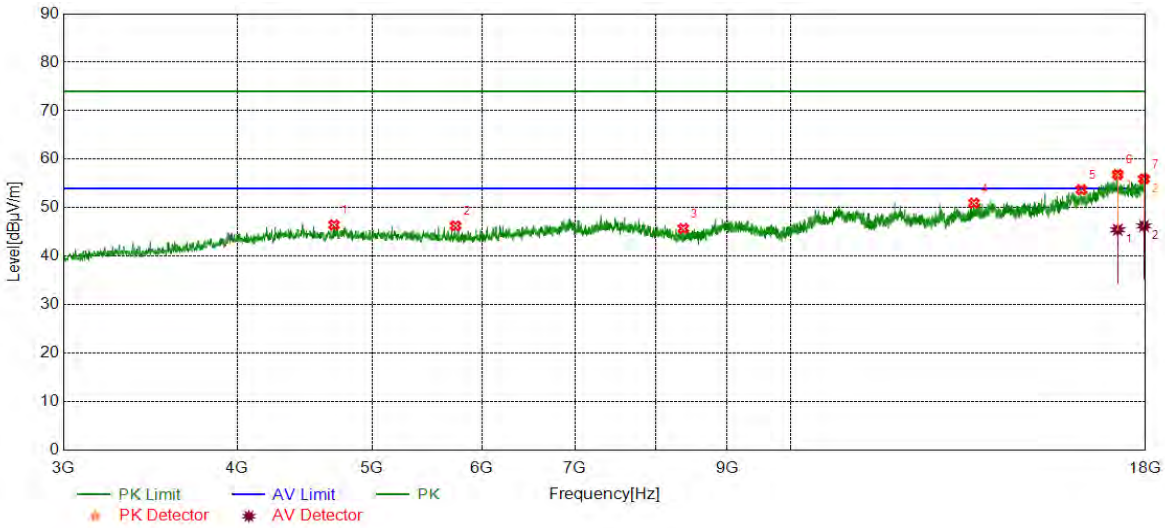

PK Result:

No.	Frequency	Reading Level	Correct Factor	Result	Limit	Margin	Remark
	[MHz]	[dBuV/m]	[dB]	[dBuV/m]	[dBuV/m]	[dB]	
1	4697.0871	40.91	5.55	46.46	74.00	-27.54	Vertical
2	5743.4679	40.85	5.42	46.27	74.00	-27.73	Vertical
3	8374.4218	38.92	6.80	45.72	74.00	-28.28	Vertical
4	13550.0688	38.04	12.90	50.94	74.00	-23.06	Vertical
5	16182.8979	37.25	16.46	53.71	74.00	-20.29	Vertical
6	17189.8987	38.68	18.18	56.86	74.00	-17.14	Vertical
7	17953.1191	37.43	18.54	55.97	74.00	-18.03	Vertical

AV Result:

No.	Frequency	Reading Level	Correct Factor	Result	Limit	Margin	Remark
	[MHz]	[dBuV/m]	[dB]	[dBuV/m]	[dBuV/m]	[dB]	
1	17189.8987	27.26	18.18	45.44	54.00	-8.56	Vertical
2	17953.1191	27.71	18.54	46.25	54.00	-7.75	Vertical

Note: 1. Measurement = Reading Level + Correct Factor.
2. If Peak Result complies with AV limit, AV Result is deemed to comply with AV limit.
3. Peak detector: RBW: 1 MHz, VBW: 3 MHz.
4. Average detector: RBW: 1 MHz, VBW: 1/T MHz(refer to clause 7.1.).
5. For above 3GHz part, filter losses were only considered in the spurious frequency bands and the authorized band was not corrected for HPF losses.
6. Only the worst case emission was recorded, if it complies with the limit, the other emissions deemed to comply with the limit.

This report shall not be reproduced except in full, without the written approval of UL-CCIC COMPANY LIMITED.

Test Mode	Channel	Polarization	Verdict
11G	HCH	Horizontal	PASS

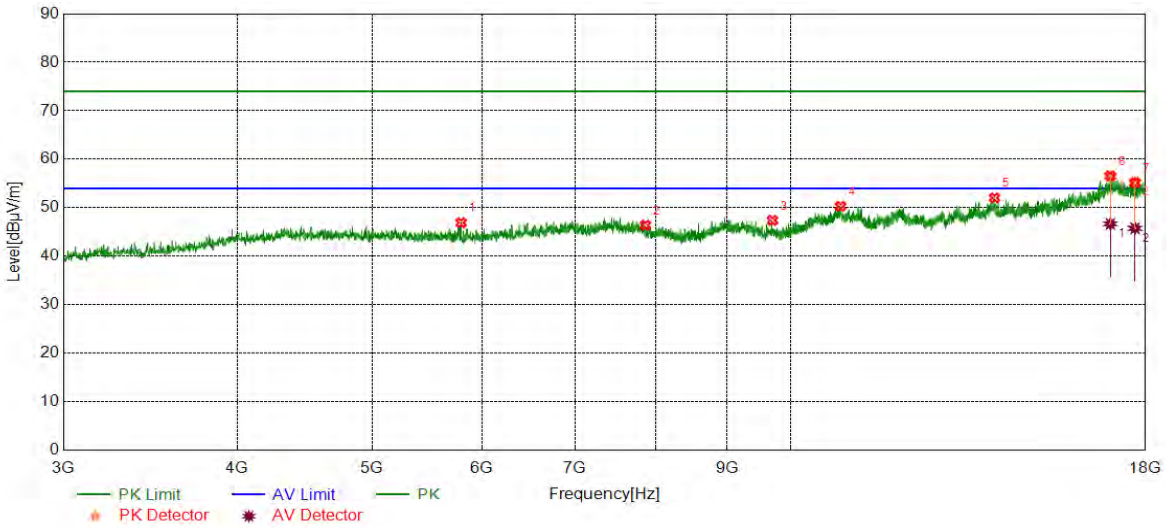

PK Result:

No.	Frequency	Reading Level	Correct Factor	Result	Limit	Margin	Remark
	[MHz]	[dBuV/m]	[dB]	[dBuV/m]	[dBuV/m]	[dB]	
1	5795.9745	41.57	5.35	46.92	74.00	-27.08	Horizontal
2	7864.3580	38.56	7.85	46.41	74.00	-27.59	Horizontal
3	9705.8382	39.07	8.32	47.39	74.00	-26.61	Horizontal
4	10864.7331	38.14	12.16	50.30	74.00	-23.70	Horizontal
5	14018.8774	37.82	14.22	52.04	74.00	-21.96	Horizontal
6	16981.7477	37.80	18.76	56.56	74.00	-17.44	Horizontal
7	17688.7111	37.24	17.96	55.20	74.00	-18.80	Horizontal

AV Result:

No.	Frequency	Reading Level	Correct Factor	Result	Limit	Margin	Remark
	[MHz]	[dBuV/m]	[dB]	[dBuV/m]	[dBuV/m]	[dB]	
1	16981.7477	27.92	18.76	46.68	54.00	-7.32	Horizontal
2	17688.7111	27.79	17.96	45.75	54.00	-8.25	Horizontal

Note: 1. Measurement = Reading Level + Correct Factor.
2. If Peak Result complies with AV limit, AV Result is deemed to comply with AV limit.
3. Peak detector: RBW: 1 MHz, VBW: 3 MHz.
4. Average detector: RBW: 1 MHz, VBW: 1/T MHz(refer to clause 7.1.).
5. For above 3GHz part, filter losses were only considered in the spurious frequency bands and the authorized band was not corrected for HPF losses.
6. Only the worst case emission was recorded, if it complies with the limit, the other emissions deemed to comply with the limit.

This report shall not be reproduced except in full, without the written approval of UL-CCIC COMPANY LIMITED.

Test Mode	Channel	Polarization	Verdict
11G	HCH	Vertical	PASS

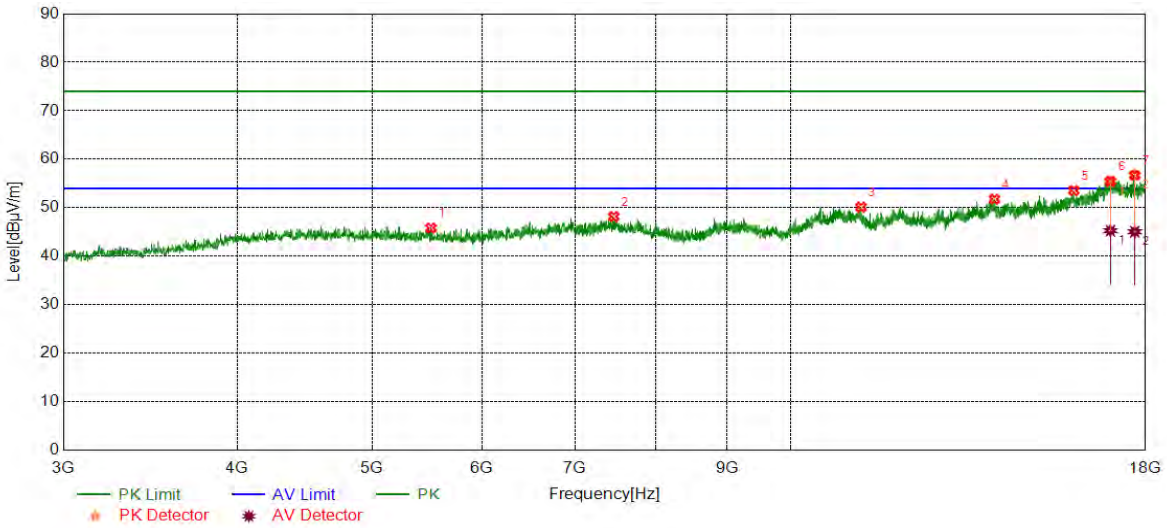

PK Result:

No.	Frequency	Reading Level	Correct Factor	Result	Limit	Margin	Remark
	[MHz]	[dBuV/m]	[dB]	[dBuV/m]	[dBuV/m]	[dB]	
1	5514.6893	40.33	5.49	45.82	74.00	-28.18	Vertical
2	7463.0579	39.54	8.65	48.19	74.00	-25.81	Vertical
3	11239.7800	38.44	11.69	50.13	74.00	-23.87	Vertical
4	14015.1269	37.50	14.27	51.77	74.00	-22.23	Vertical
5	15984.1230	37.82	15.73	53.55	74.00	-20.45	Vertical
6	16981.7477	36.70	18.76	55.46	74.00	-18.54	Vertical
7	17681.2102	38.73	17.97	56.70	74.00	-17.30	Vertical

AV Result:

No.	Frequency	Reading Level	Correct Factor	Result	Limit	Margin	Remark
	[MHz]	[dBuV/m]	[dB]	[dBuV/m]	[dBuV/m]	[dB]	
1	16981.7477	26.51	18.76	45.27	54.00	-8.73	Vertical
2	17681.2102	27.08	17.97	45.05	54.00	-8.95	Vertical

Note: 1. Measurement = Reading Level + Correct Factor.
2. If Peak Result complies with AV limit, AV Result is deemed to comply with AV limit.
3. Peak detector: RBW: 1 MHz, VBW: 3 MHz.
4. Average detector: RBW: 1 MHz, VBW: 1/T MHz(refer to clause 7.1.).
5. For above 3GHz part, filter losses were only considered in the spurious frequency bands and the authorized band was not corrected for HPF losses.
6. Only the worst case emission was recorded, if it complies with the limit, the other emissions deemed to comply with the limit.

This report shall not be reproduced except in full, without the written approval of UL-CCIC COMPANY LIMITED.

Test Mode	Channel	Polarization	Verdict
11N HT20	LCH	Horizontal	PASS

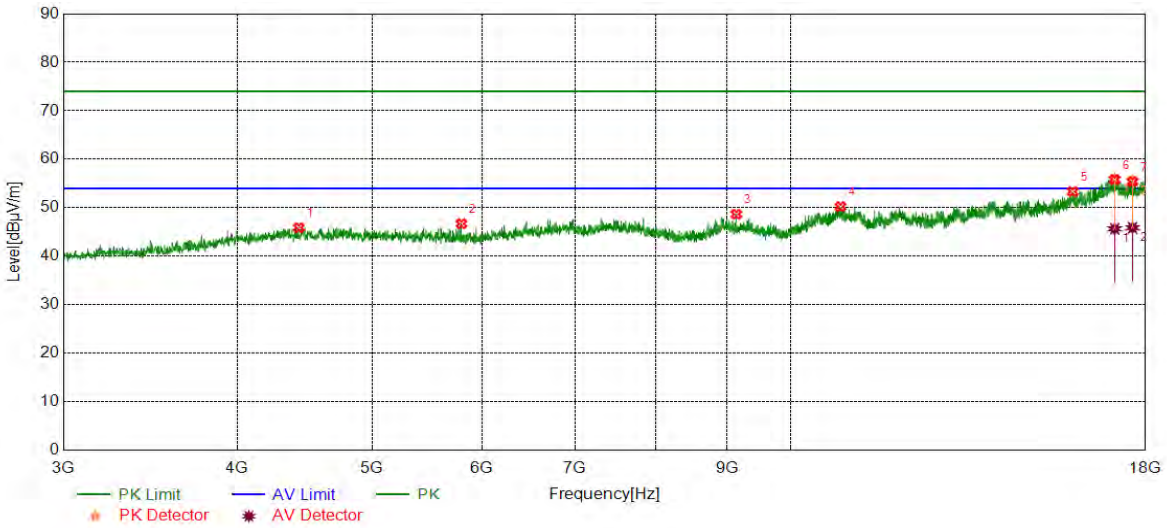

PK Result:

No.	Frequency	Reading Level	Correct Factor	Result	Limit	Margin	Remark
	[MHz]	[dBuV/m]	[dB]	[dBuV/m]	[dBuV/m]	[dB]	
1	4430.8039	40.83	5.07	45.90	74.00	-28.10	Horizontal
2	5799.7250	41.30	5.42	46.72	74.00	-27.28	Horizontal
3	9141.3927	39.79	8.87	48.66	74.00	-25.34	Horizontal
4	10862.8579	38.05	12.17	50.22	74.00	-23.78	Horizontal
5	15955.9945	37.29	16.04	53.33	74.00	-20.67	Horizontal
6	17101.7627	37.52	18.28	55.80	74.00	-18.20	Horizontal
7	17615.5769	37.67	17.73	55.40	74.00	-18.60	Horizontal

AV Result:

No.	Frequency	Reading Level	Correct Factor	Result	Limit	Margin	Remark
	[MHz]	[dBuV/m]	[dB]	[dBuV/m]	[dBuV/m]	[dB]	
1	17101.7627	27.37	18.28	45.65	54.00	-8.35	Horizontal
2	17615.5769	28.14	17.73	45.87	54.00	-8.13	Horizontal

Note: 1. Measurement = Reading Level + Correct Factor.
2. If Peak Result complies with AV limit, AV Result is deemed to comply with AV limit.
3. Peak detector: RBW: 1 MHz, VBW: 3 MHz.
4. Average detector: RBW: 1 MHz, VBW: 1/T MHz(refer to clause 7.1.).
5. For above 3GHz part, filter losses were only considered in the spurious frequency bands and the authorized band was not corrected for HPF losses.
6. Only the worst case emission was recorded, if it complies with the limit, the other emissions deemed to comply with the limit.

This report shall not be reproduced except in full, without the written approval of UL-CCIC COMPANY LIMITED.

Test Mode	Channel	Polarization	Verdict
11N HT20	LCH	Vertical	PASS

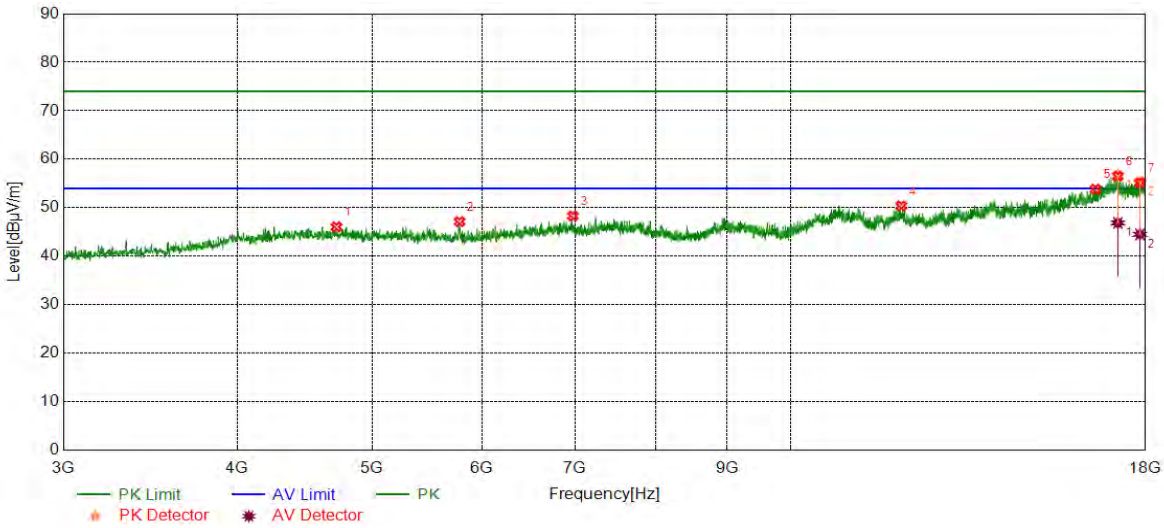

PK Result:

No.	Frequency	Reading Level	Correct Factor	Result	Limit	Margin	Remark
	[MHz]	[dBuV/m]	[dB]	[dBuV/m]	[dBuV/m]	[dB]	
1	4715.8395	40.47	5.59	46.06	74.00	-27.94	Vertical
2	5780.9726	41.85	5.29	47.14	74.00	-26.86	Vertical
3	6975.4969	40.14	8.17	48.31	74.00	-25.69	Vertical
4	12012.3765	37.68	12.70	50.38	74.00	-23.62	Vertical
5	16569.1962	37.59	16.24	53.83	74.00	-20.17	Vertical
6	17193.6492	38.27	18.24	56.51	74.00	-17.49	Vertical
7	17833.1041	37.08	18.12	55.20	74.00	-18.80	Vertical

AV Result:

No.	Frequency	Reading Level	Correct Factor	Result	Limit	Margin	Remark
	[MHz]	[dBuV/m]	[dB]	[dBuV/m]	[dBuV/m]	[dB]	
1	17193.6492	28.64	18.24	46.88	54.00	-7.12	Vertical
2	17833.1041	26.40	18.12	44.52	54.00	-9.48	Vertical

Note: 1. Measurement = Reading Level + Correct Factor.
2. If Peak Result complies with AV limit, AV Result is deemed to comply with AV limit.
3. Peak detector: RBW: 1 MHz, VBW: 3 MHz.
4. Average detector: RBW: 1 MHz, VBW: 1/T MHz(refer to clause 7.1.).
5. For above 3GHz part, filter losses were only considered in the spurious frequency bands and the authorized band was not corrected for HPF losses.
6. Only the worst case emission was recorded, if it complies with the limit, the other emissions deemed to comply with the limit.

This report shall not be reproduced except in full, without the written approval of UL-CCIC COMPANY LIMITED.

Test Mode	Channel	Polarization	Verdict
11N HT20	MCH	Horizontal	PASS

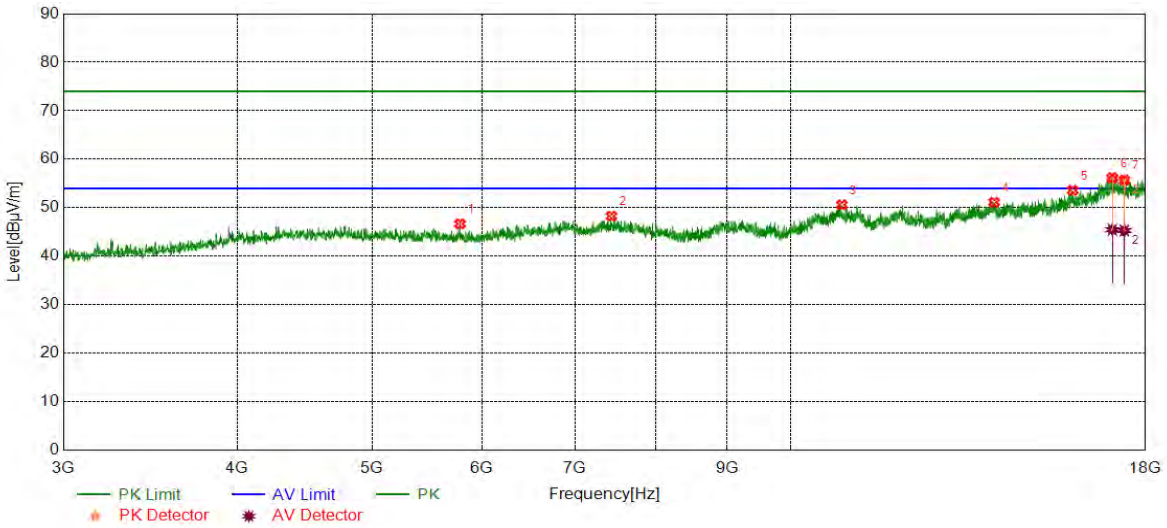

PK Result:

No.	Frequency	Reading Level	Correct Factor	Result	Limit	Margin	Remark
	[MHz]	[dBuV/m]	[dB]	[dBuV/m]	[dBuV/m]	[dB]	
1	5786.5983	41.43	5.25	46.68	74.00	-27.32	Horizontal
2	7434.9294	39.67	8.59	48.26	74.00	-25.74	Horizontal
3	10889.1111	38.35	12.24	50.59	74.00	-23.41	Horizontal
4	14007.6260	36.80	14.33	51.13	74.00	-22.87	Horizontal
5	15955.9945	37.56	16.04	53.60	74.00	-20.40	Horizontal
6	17038.0048	37.26	18.92	56.18	74.00	-17.82	Horizontal
7	17379.2974	37.11	18.60	55.71	74.00	-18.29	Horizontal

AV Result:

No.	Frequency	Reading Level	Correct Factor	Result	Limit	Margin	Remark
	[MHz]	[dBuV/m]	[dB]	[dBuV/m]	[dBuV/m]	[dB]	
1	17038.0048	26.55	18.92	45.47	54.00	-8.53	Horizontal
2	17379.2974	26.70	18.60	45.30	54.00	-8.70	Horizontal

Note: 1. Measurement = Reading Level + Correct Factor.
2. If Peak Result complies with AV limit, AV Result is deemed to comply with AV limit.
3. Peak detector: RBW: 1 MHz, VBW: 3 MHz.
4. Average detector: RBW: 1 MHz, VBW: 1/T MHz(refer to clause 7.1.).
5. For above 3GHz part, filter losses were only considered in the spurious frequency bands and the authorized band was not corrected for HPF losses.
6. Only the worst case emission was recorded, if it complies with the limit, the other emissions deemed to comply with the limit.

This report shall not be reproduced except in full, without the written approval of UL-CCIC COMPANY LIMITED.

Test Mode	Channel	Polarization	Verdict
11N HT20	MCH	Vertical	PASS

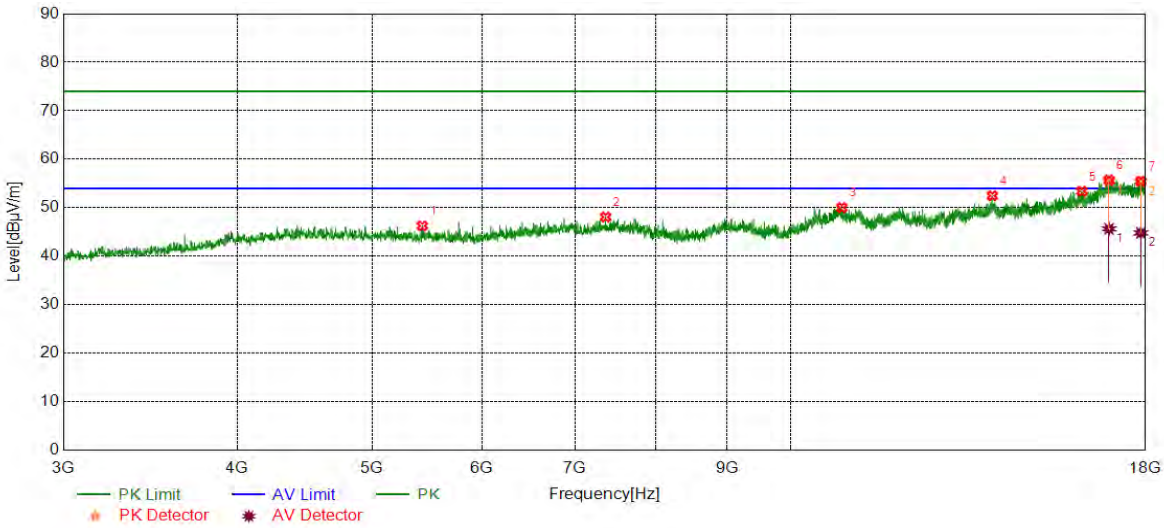

PK Result:

No.	Frequency	Reading Level	Correct Factor	Result	Limit	Margin	Remark
	[MHz]	[dBuV/m]	[dB]	[dBuV/m]	[dBuV/m]	[dB]	
1	5435.9295	40.85	5.41	46.26	74.00	-27.74	Vertical
2	7363.6705	39.66	8.42	48.08	74.00	-25.92	Vertical
3	10885.3607	37.78	12.24	50.02	74.00	-23.98	Vertical
4	13966.3708	38.64	13.85	52.49	74.00	-21.51	Vertical
5	16196.0245	36.94	16.46	53.40	74.00	-20.60	Vertical
6	16944.2430	37.29	18.41	55.70	74.00	-18.30	Vertical
7	17859.3574	37.00	18.45	55.45	74.00	-18.55	Vertical

AV Result:

No.	Frequency	Reading Level	Correct Factor	Result	Limit	Margin	Remark
	[MHz]	[dBuV/m]	[dB]	[dBuV/m]	[dBuV/m]	[dB]	
1	16944.2430	27.23	18.41	45.64	54.00	-8.36	Vertical
2	17859.3574	26.36	18.45	44.81	54.00	-9.19	Vertical

Note: 1. Measurement = Reading Level + Correct Factor.
2. If Peak Result complies with AV limit, AV Result is deemed to comply with AV limit.
3. Peak detector: RBW: 1 MHz, VBW: 3 MHz.
4. Average detector: RBW: 1 MHz, VBW: 1/T MHz(refer to clause 7.1.).
5. For above 3GHz part, filter losses were only considered in the spurious frequency bands and the authorized band was not corrected for HPF losses.
6. Only the worst case emission was recorded, if it complies with the limit, the other emissions deemed to comply with the limit.

This report shall not be reproduced except in full, without the written approval of UL-CCIC COMPANY LIMITED.

Test Mode	Channel	Polarization	Verdict
11N HT20	HCH	Horizontal	PASS

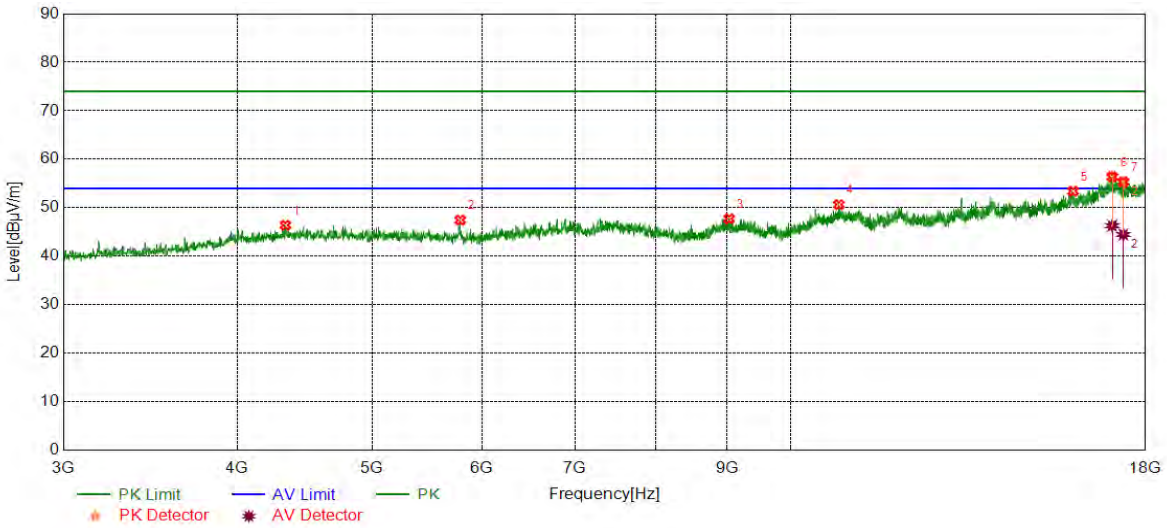

PK Result:

No.	Frequency	Reading Level	Correct Factor	Result	Limit	Margin	Remark
	[MHz]	[dBuV/m]	[dB]	[dBuV/m]	[dBuV/m]	[dB]	
1	4333.2917	41.24	5.16	46.40	74.00	-27.60	Horizontal
2	5788.4736	42.22	5.23	47.45	74.00	-26.55	Horizontal
3	9034.5043	38.70	9.02	47.72	74.00	-26.28	Horizontal
4	10834.7293	38.53	12.09	50.62	74.00	-23.38	Horizontal
5	15965.3707	37.48	15.93	53.41	74.00	-20.59	Horizontal
6	17034.2543	37.41	18.97	56.38	74.00	-17.62	Horizontal
7	17349.2937	37.59	17.74	55.33	74.00	-18.67	Horizontal

AV Result:

No.	Frequency	Reading Level	Correct Factor	Result	Limit	Margin	Remark
	[MHz]	[dBuV/m]	[dB]	[dBuV/m]	[dBuV/m]	[dB]	
1	17034.2543	27.34	18.97	46.31	54.00	-7.69	Horizontal
2	17349.2937	26.74	17.74	44.48	54.00	-9.52	Horizontal

Note: 1. Measurement = Reading Level + Correct Factor.
2. If Peak Result complies with AV limit, AV Result is deemed to comply with AV limit.
3. Peak detector: RBW: 1 MHz, VBW: 3 MHz.
4. Average detector: RBW: 1 MHz, VBW: 1/T MHz(refer to clause 7.1.).
5. For above 3GHz part, filter losses were only considered in the spurious frequency bands and the authorized band was not corrected for HPF losses.
6. Only the worst case emission was recorded, if it complies with the limit, the other emissions deemed to comply with the limit.

This report shall not be reproduced except in full, without the written approval of UL-CCIC COMPANY LIMITED.

Test Mode	Channel	Polarization	Verdict
11N HT20	HCH	Vertical	PASS

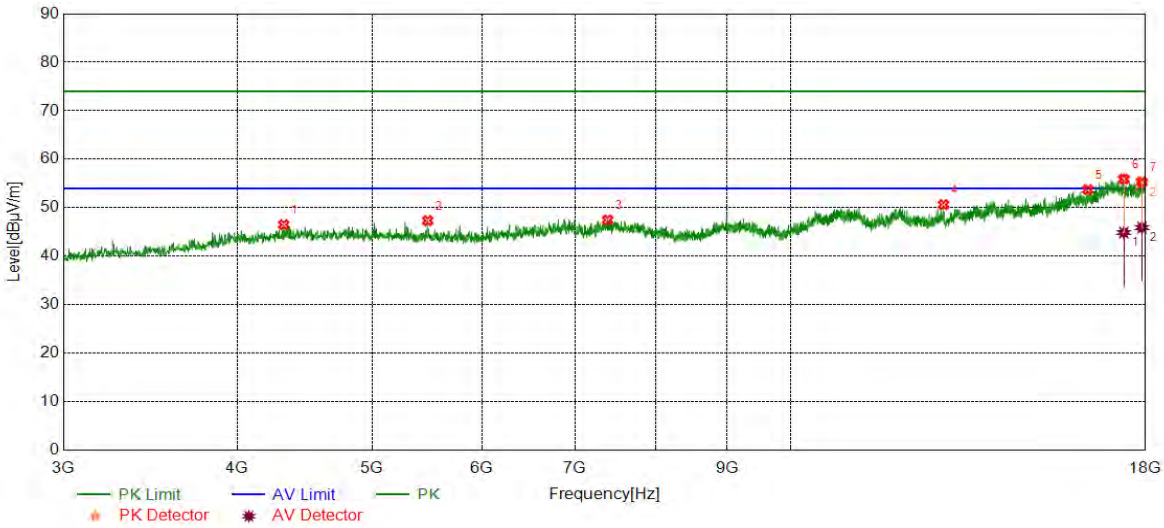

PK Result:

No.	Frequency	Reading Level	Correct Factor	Result	Limit	Margin	Remark
	[MHz]	[dBuV/m]	[dB]	[dBuV/m]	[dBuV/m]	[dB]	
1	4322.0403	41.34	5.16	46.50	74.00	-27.50	Vertical
2	5484.6856	41.91	5.43	47.34	74.00	-26.66	Vertical
3	7388.0485	38.89	8.59	47.48	74.00	-26.52	Vertical
4	12882.4853	38.50	12.14	50.64	74.00	-23.36	Vertical
5	16361.0451	37.07	16.66	53.73	74.00	-20.27	Vertical
6	17362.4203	37.81	18.12	55.93	74.00	-18.07	Vertical
7	17893.1116	36.81	18.51	55.32	74.00	-18.68	Vertical

AV Result:

No.	Frequency	Reading Level	Correct Factor	Result	Limit	Margin	Remark
	[MHz]	[dBuV/m]	[dB]	[dBuV/m]	[dBuV/m]	[dB]	
1	17362.4203	26.76	18.12	44.88	54.00	-9.12	Vertical
2	17893.1116	27.40	18.51	45.91	54.00	-8.09	Vertical

Note: 1. Measurement = Reading Level + Correct Factor.
2. If Peak Result complies with AV limit, AV Result is deemed to comply with AV limit.
3. Peak detector: RBW: 1 MHz, VBW: 3 MHz.
4. Average detector: RBW: 1 MHz, VBW: 1/T MHz(refer to clause 7.1.).
5. For above 3GHz part, filter losses were only considered in the spurious frequency bands and the authorized band was not corrected for HPF losses.
6. Only the worst case emission was recorded, if it complies with the limit, the other emissions deemed to comply with the limit.

This report shall not be reproduced except in full, without the written approval of UL-CCIC COMPANY LIMITED.

Test Mode	Channel	Polarization	Verdict
11N HT40	LCH	Horizontal	PASS

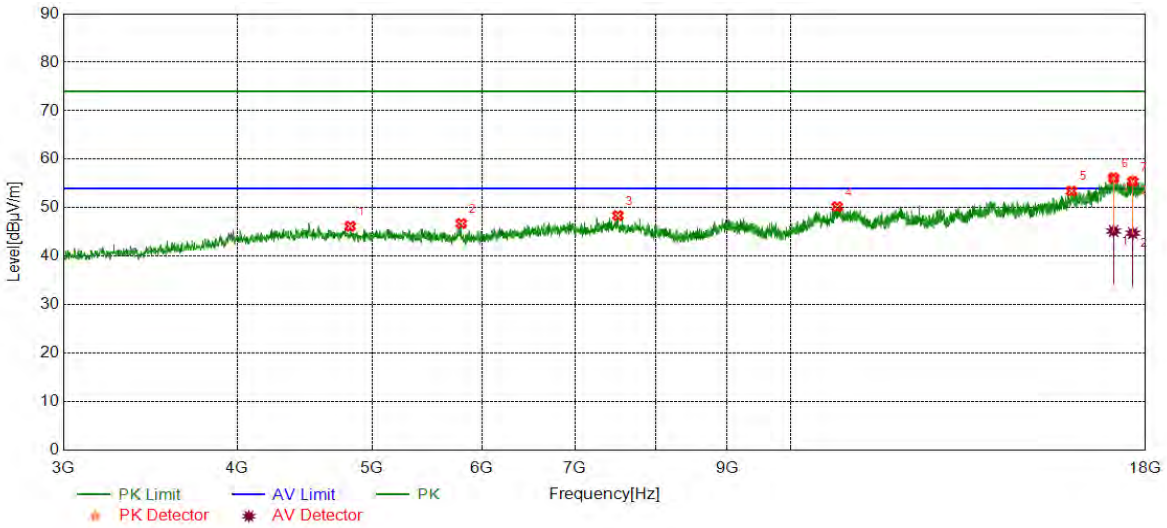

PK Result:

No.	Frequency	Reading Level	Correct Factor	Result	Limit	Margin	Remark
	[MHz]	[dBuV/m]	[dB]	[dBuV/m]	[dBuV/m]	[dB]	
1	4824.6031	40.78	5.40	46.18	74.00	-27.82	Horizontal
2	5797.8497	41.37	5.39	46.76	74.00	-27.24	Horizontal
3	7513.6892	39.71	8.67	48.38	74.00	-25.62	Horizontal
4	10802.8504	38.12	12.09	50.21	74.00	-23.79	Horizontal
5	15922.2403	37.69	15.75	53.44	74.00	-20.56	Horizontal
6	17071.7590	37.03	19.11	56.14	74.00	-17.86	Horizontal
7	17623.0779	37.91	17.50	55.41	74.00	-18.59	Horizontal

AV Result:

No.	Frequency	Reading Level	Correct Factor	Result	Limit	Margin	Remark
	[MHz]	[dBuV/m]	[dB]	[dBuV/m]	[dBuV/m]	[dB]	
1	17071.7590	26.09	19.11	45.20	54.00	-8.80	Horizontal
2	17623.0779	27.25	17.50	44.75	54.00	-9.25	Horizontal

Note: 1. Measurement = Reading Level + Correct Factor.
2. If Peak Result complies with AV limit, AV Result is deemed to comply with AV limit.
3. Peak detector: RBW: 1 MHz, VBW: 3 MHz.
4. Average detector: RBW: 1 MHz, VBW: 1/T MHz(refer to clause 7.1.).
5. For above 3GHz part, filter losses were only considered in the spurious frequency bands and the authorized band was not corrected for HPF losses.
6. Only the worst case emission was recorded, if it complies with the limit, the other emissions deemed to comply with the limit.

This report shall not be reproduced except in full, without the written approval of UL-CCIC COMPANY LIMITED.

Test Mode	Channel	Polarization	Verdict
11N HT40	LCH	Vertical	PASS

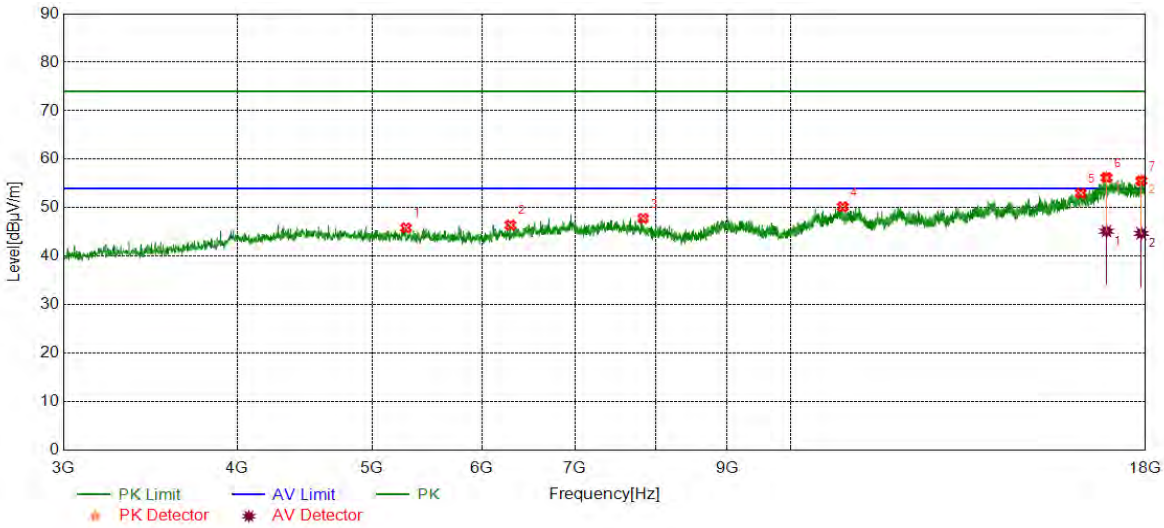

PK Result:

No.	Frequency	Reading Level	Correct Factor	Result	Limit	Margin	Remark
	[MHz]	[dBuV/m]	[dB]	[dBuV/m]	[dBuV/m]	[dB]	
1	5291.5364	40.43	5.41	45.84	74.00	-28.16	Vertical
2	6289.1611	40.16	6.27	46.43	74.00	-27.57	Vertical
3	7834.3543	39.92	7.87	47.79	74.00	-26.21	Vertical
4	10904.1130	37.99	12.20	50.19	74.00	-23.81	Vertical
5	16169.7712	36.93	16.07	53.00	74.00	-21.00	Vertical
6	16872.9841	38.50	17.72	56.22	74.00	-17.78	Vertical
7	17874.3593	37.29	18.26	55.55	74.00	-18.45	Vertical

AV Result:

No.	Frequency	Reading Level	Correct Factor	Result	Limit	Margin	Remark
	[MHz]	[dBuV/m]	[dB]	[dBuV/m]	[dBuV/m]	[dB]	
1	16872.9841	27.44	17.72	45.16	54.00	-8.84	Vertical
2	17874.3593	26.46	18.26	44.72	54.00	-9.28	Vertical

Note: 1. Measurement = Reading Level + Correct Factor.
2. If Peak Result complies with AV limit, AV Result is deemed to comply with AV limit.
3. Peak detector: RBW: 1 MHz, VBW: 3 MHz.
4. Average detector: RBW: 1 MHz, VBW: 1/T MHz(refer to clause 7.1.).
5. For above 3GHz part, filter losses were only considered in the spurious frequency bands and the authorized band was not corrected for HPF losses.
6. Only the worst case emission was recorded, if it complies with the limit, the other emissions deemed to comply with the limit.

This report shall not be reproduced except in full, without the written approval of UL-CCIC COMPANY LIMITED.

Test Mode	Channel	Polarization	Verdict
11N HT40	MCH	Horizontal	PASS

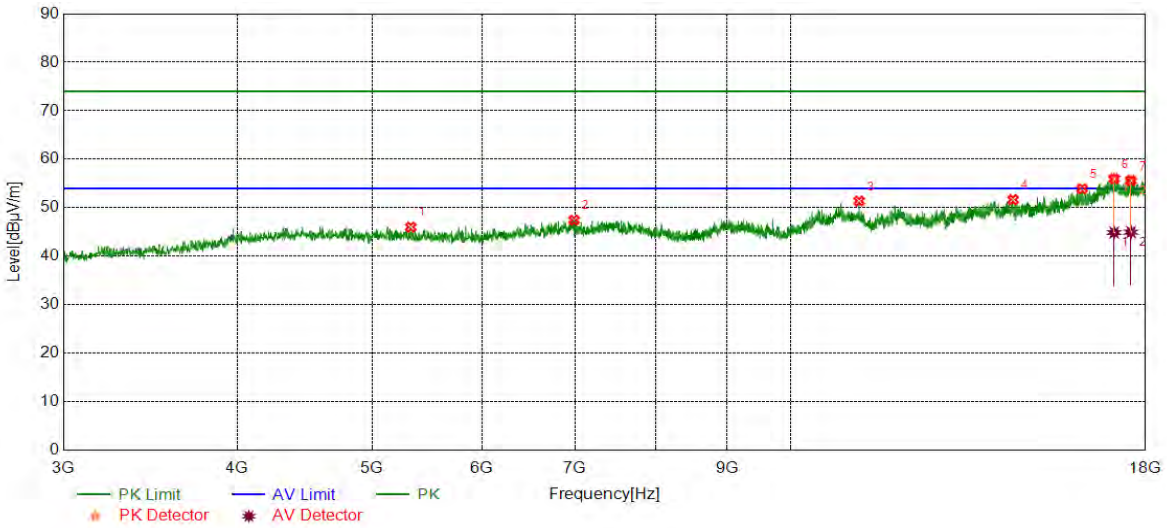

PK Result:

No.	Frequency	Reading Level	Correct Factor	Result	Limit	Margin	Remark
	[MHz]	[dBuV/m]	[dB]	[dBuV/m]	[dBuV/m]	[dB]	
1	5332.7916	40.57	5.45	46.02	74.00	-27.98	Horizontal
2	6988.6236	39.24	8.19	47.43	74.00	-26.57	Horizontal
3	11204.1505	39.53	11.85	51.38	74.00	-22.62	Horizontal
4	14453.9317	38.10	13.56	51.66	74.00	-22.34	Horizontal
5	16203.5254	37.85	16.06	53.91	74.00	-20.09	Horizontal
6	17088.6361	37.82	18.15	55.97	74.00	-18.03	Horizontal
7	17572.4466	37.63	17.99	55.62	74.00	-18.38	Horizontal

AV Result:

No.	Frequency	Reading Level	Correct Factor	Result	Limit	Margin	Remark
	[MHz]	[dBuV/m]	[dB]	[dBuV/m]	[dBuV/m]	[dB]	
1	17088.6361	26.73	18.15	44.88	54.00	-9.12	Horizontal
2	17572.4466	26.98	17.99	44.97	54.00	-9.03	Horizontal

Note: 1. Measurement = Reading Level + Correct Factor.
2. If Peak Result complies with AV limit, AV Result is deemed to comply with AV limit.
3. Peak detector: RBW: 1 MHz, VBW: 3 MHz.
4. Average detector: RBW: 1 MHz, VBW: 1/T MHz(refer to clause 7.1.).
5. For above 3GHz part, filter losses were only considered in the spurious frequency bands and the authorized band was not corrected for HPF losses.
6. Only the worst case emission was recorded, if it complies with the limit, the other emissions deemed to comply with the limit.

This report shall not be reproduced except in full, without the written approval of UL-CCIC COMPANY LIMITED.

Test Mode	Channel	Polarization	Verdict
11N HT40	MCH	Vertical	PASS

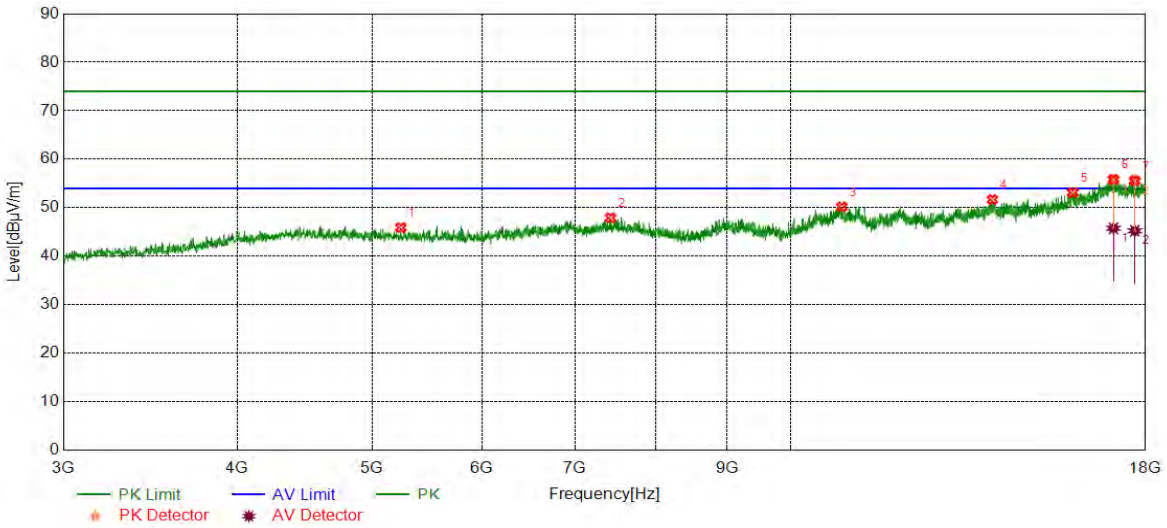

PK Result:

No.	Frequency	Reading Level	Correct Factor	Result	Limit	Margin	Remark
	[MHz]	[dBuV/m]	[dB]	[dBuV/m]	[dBuV/m]	[dB]	
1	5246.5308	40.64	5.27	45.91	74.00	-28.09	Vertical
2	7423.6780	39.34	8.58	47.92	74.00	-26.08	Vertical
3	10887.2359	37.95	12.24	50.19	74.00	-23.81	Vertical
4	13970.1213	37.87	13.82	51.69	74.00	-22.31	Vertical
5	15955.9945	37.08	16.04	53.12	74.00	-20.88	Vertical
6	17069.8837	36.65	19.19	55.84	74.00	-18.16	Vertical
7	17681.2102	37.63	17.97	55.60	74.00	-18.40	Vertical

AV Result:

No.	Frequency	Reading Level	Correct Factor	Result	Limit	Margin	Remark
	[MHz]	[dBuV/m]	[dB]	[dBuV/m]	[dBuV/m]	[dB]	
1	17069.8837	26.57	19.19	45.76	54.00	-8.24	Vertical
2	17681.2102	27.27	17.97	45.24	54.00	-8.76	Vertical

Note: 1. Measurement = Reading Level + Correct Factor.
2. If Peak Result complies with AV limit, AV Result is deemed to comply with AV limit.
3. Peak detector: RBW: 1 MHz, VBW: 3 MHz.
4. Average detector: RBW: 1 MHz, VBW: 1/T MHz(refer to clause 7.1.).
5. For above 3GHz part, filter losses were only considered in the spurious frequency bands and the authorized band was not corrected for HPF losses.
6. Only the worst case emission was recorded, if it complies with the limit, the other emissions deemed to comply with the limit.

This report shall not be reproduced except in full, without the written approval of UL-CCIC COMPANY LIMITED.

Test Mode	Channel	Polarization	Verdict
11N HT40	HCH	Horizontal	PASS

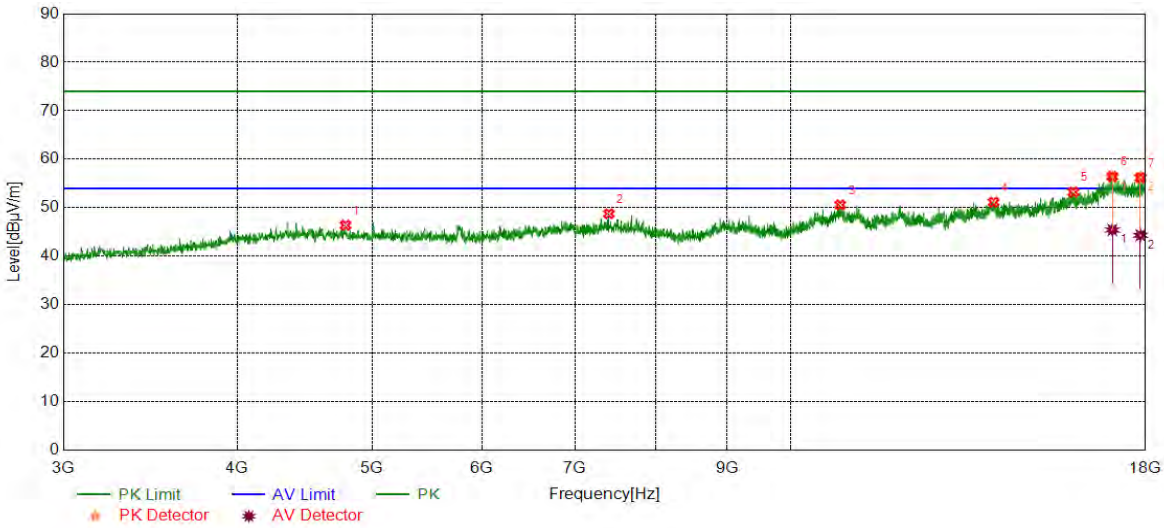

PK Result:

No.	Frequency	Reading Level	Correct Factor	Result	Limit	Margin	Remark
	[MHz]	[dBuV/m]	[dB]	[dBuV/m]	[dBuV/m]	[dB]	
1	4787.0984	40.40	6.01	46.41	74.00	-27.59	Horizontal
2	7403.0504	40.08	8.68	48.76	74.00	-25.24	Horizontal
3	10859.1074	38.40	12.19	50.59	74.00	-23.41	Horizontal
4	13996.3745	36.92	14.24	51.16	74.00	-22.84	Horizontal
5	15972.8716	37.42	15.82	53.24	74.00	-20.76	Horizontal
6	17038.0048	37.53	18.92	56.45	74.00	-17.55	Horizontal
7	17846.2308	38.36	17.83	56.19	74.00	-17.81	Horizontal

AV Result:

No.	Frequency	Reading Level	Correct Factor	Result	Limit	Margin	Remark
	[MHz]	[dBuV/m]	[dB]	[dBuV/m]	[dBuV/m]	[dB]	
1	17038.0048	26.50	18.92	45.42	54.00	-8.58	Horizontal
2	17846.2308	26.49	17.83	44.32	54.00	-9.68	Horizontal

Note: 1. Measurement = Reading Level + Correct Factor.
2. If Peak Result complies with AV limit, AV Result is deemed to comply with AV limit.
3. Peak detector: RBW: 1 MHz, VBW: 3 MHz.
4. Average detector: RBW: 1 MHz, VBW: 1/T MHz(refer to clause 7.1.).
5. For above 3GHz part, filter losses were only considered in the spurious frequency bands and the authorized band was not corrected for HPF losses.
6. Only the worst case emission was recorded, if it complies with the limit, the other emissions deemed to comply with the limit.

This report shall not be reproduced except in full, without the written approval of UL-CCIC COMPANY LIMITED.

Test Mode	Channel	Polarization	Verdict
11N HT40	HCH	Vertical	PASS

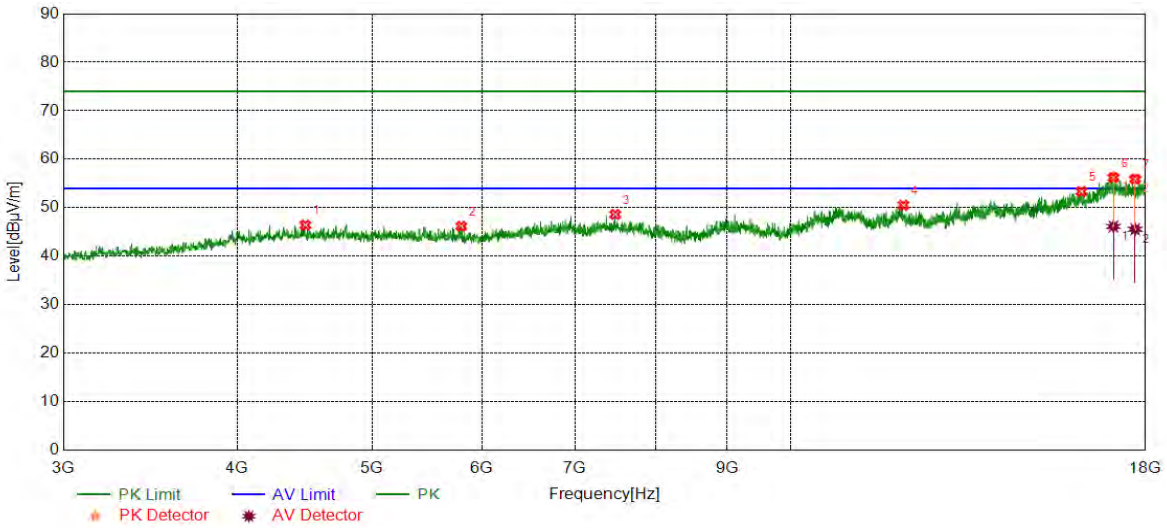

PK Result:

No.	Frequency	Reading Level	Correct Factor	Result	Limit	Margin	Remark
	[MHz]	[dBuV/m]	[dB]	[dBuV/m]	[dBuV/m]	[dB]	
1	4479.5599	41.18	5.24	46.42	74.00	-27.58	Vertical
2	5797.8497	40.78	5.39	46.17	74.00	-27.83	Vertical
3	7481.8102	39.81	8.80	48.61	74.00	-25.39	Vertical
4	12055.5069	37.88	12.62	50.50	74.00	-23.50	Vertical
5	16186.6483	36.79	16.56	53.35	74.00	-20.65	Vertical
6	17068.0085	37.11	19.10	56.21	74.00	-17.79	Vertical
7	17692.4616	38.00	17.91	55.91	74.00	-18.09	Vertical

AV Result:

No.	Frequency	Reading Level	Correct Factor	Result	Limit	Margin	Remark
	[MHz]	[dBuV/m]	[dB]	[dBuV/m]	[dBuV/m]	[dB]	
1	17068.0085	27.04	19.10	46.14	54.00	-7.86	Vertical
2	17692.4616	27.65	17.91	45.56	54.00	-8.44	Vertical

Note: 1. Measurement = Reading Level + Correct Factor.
2. If Peak Result complies with AV limit, AV Result is deemed to comply with AV limit.
3. Peak detector: RBW: 1 MHz, VBW: 3 MHz.
4. Average detector: RBW: 1 MHz, VBW: 1/T MHz(refer to clause 7.1.).
5. For above 3GHz part, filter losses were only considered in the spurious frequency bands and the authorized band was not corrected for HPF losses.
6. Only the worst case emission was recorded, if it complies with the limit, the other emissions deemed to comply with the limit.

This report shall not be reproduced except in full, without the written approval of UL-CCIC COMPANY LIMITED.

Part III: 18GHz~26.5GHz

SPURIOUS EMISSIONS 18GHz TO 26.5GHz (WORST-CASE CONFIGURATION)

Test Mode	Channel	Polarization	Verdict
11B	LCH	Horizontal	PASS

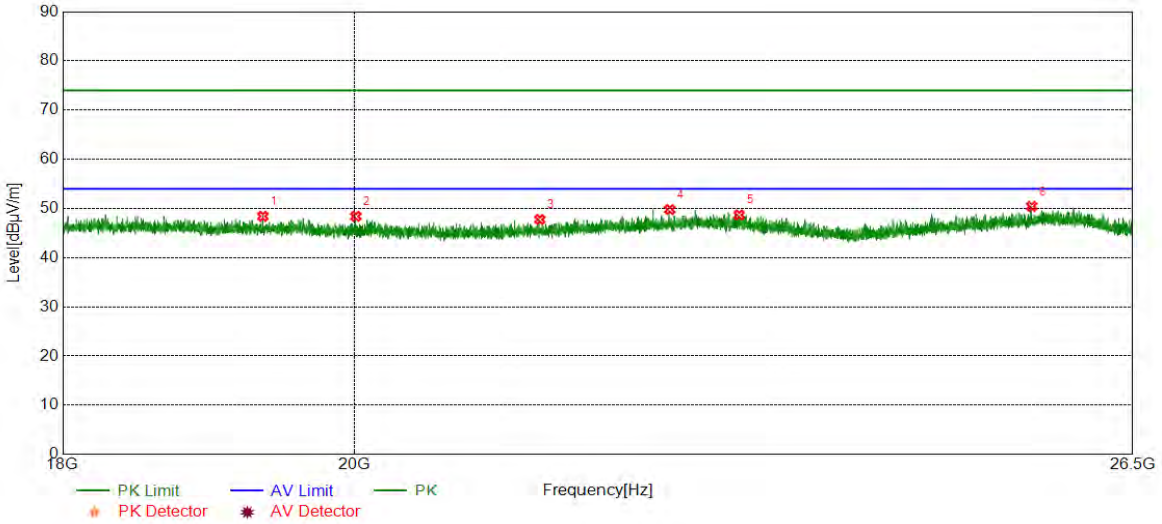

No.	Frequency	Reading Level	Correct Factor	Result	Limit	Margin	Remark
	[MHz]	[dBuV/m]	[dB]	[dBuV/m]	[dBuV/m]	[dB]	
1	19350.7851	49.25	-0.84	48.41	74.00	25.59	Peak
2	20012.1512	48.93	-0.52	48.41	74.00	25.59	Peak
3	21389.2889	48.38	-0.62	47.76	74.00	26.24	Peak
4	22417.8918	49.08	0.69	49.77	74.00	24.23	Peak
5	22987.4487	47.48	1.22	48.70	74.00	25.30	Peak
6	25552.1552	49.50	0.93	50.43	74.00	23.57	Peak

Note: 1. If Peak Result complies with AV limit, AV Result is deemed to comply with AV limit.
2. Test setup: RBW: 1 MHz, VBW: 3 MHz, Sweep time: auto.
3. Measurement = Reading Level + Correct Factor.
4. Only the worst case emission was recorded, if it complies with the limit, the other emissions deemed to comply with the limit.

This report shall not be reproduced except in full, without the written approval of UL-CCIC COMPANY LIMITED.

Test Mode	Channel	Polarization	Verdict
11B	LCH	Vertical	PASS

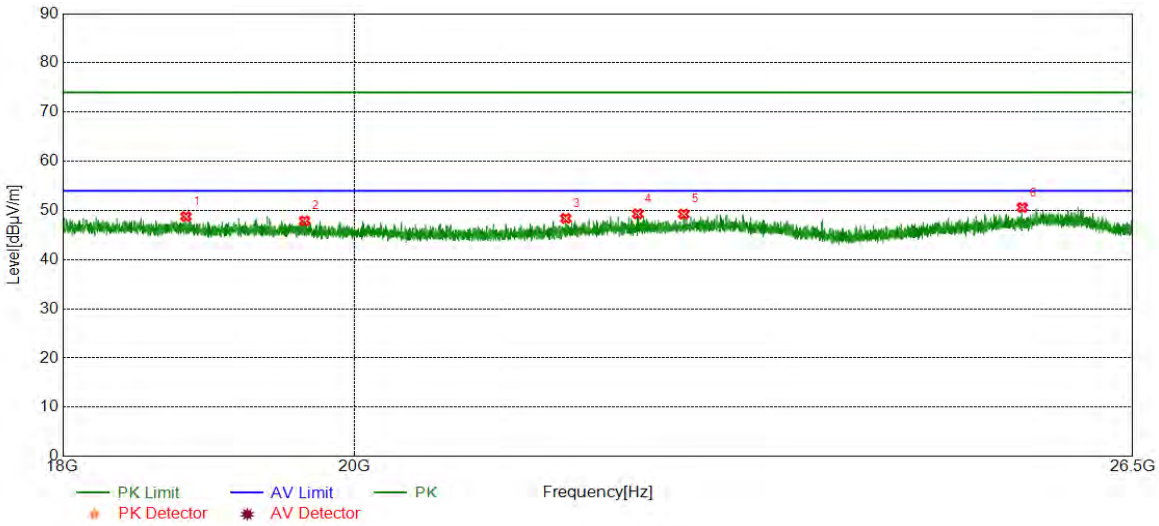

No.	Frequency	Reading Level	Correct Factor	Result	Limit	Margin	Remark
	[MHz]	[dBuV/m]	[dB]	[dBuV/m]	[dBuV/m]	[dB]	
1	18820.3320	49.83	-1.06	48.77	74.00	25.23	Peak
2	19644.9145	48.58	-0.68	47.90	74.00	26.10	Peak
3	21590.7591	48.79	-0.39	48.40	74.00	25.60	Peak
4	22159.4659	48.95	0.36	49.31	74.00	24.69	Peak
5	22530.9531	48.44	0.83	49.27	74.00	24.73	Peak
6	25465.4465	49.81	0.79	50.60	74.00	23.40	Peak

Note: 1. If Peak Result complies with AV limit, AV Result is deemed to comply with AV limit.
2. Test setup: RBW: 1 MHz, VBW: 3 MHz, Sweep time: auto.
3. Measurement = Reading Level + Correct Factor.
4. Only the worst case emission was recorded, if it complies with the limit, the other emissions deemed to comply with the limit.

This report shall not be reproduced except in full, without the written approval of UL-CCIC COMPANY LIMITED.

Part IV: 30MHz~1GHz

SPURIOUS EMISSIONS 30M TO 1GHz (WORST-CASE CONFIGURATION)

Test Mode	Channel	Polarization	Verdict
11B	LCH	Horizontal	PASS

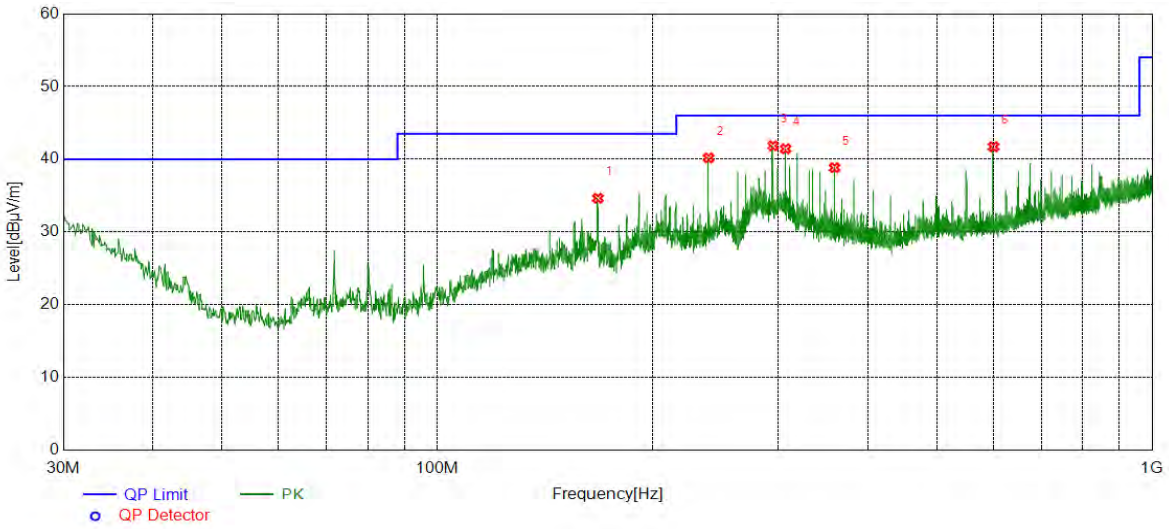

No.	Frequency	Reading Level	Correct Factor	Result	Limit	Margin	Remark
	[MHz]	[dBuV/m]	[dB]	[dBuV/m]	[dBuV/m]	[dB]	
1	167.8508	16.20	18.44	34.64	43.50	-8.86	Peak
2	239.7350	21.37	18.82	40.19	46.00	-5.81	Peak
3	294.9335	21.38	20.47	41.85	46.00	-4.15	Peak
4	307.1567	20.79	20.65	41.44	46.00	-4.56	Peak
5	359.6390	16.89	21.95	38.84	46.00	-7.16	Peak
6	600.0290	15.13	26.59	41.72	46.00	-4.28	Peak

Note: 1. If Peak Result complies with QP limit, QP Result is deemed to comply with QP limit.
2. Test setup: RBW: 120 kHz, VBW: 300 kHz, Sweep time: auto.
3. Measurement = Reading Level + Correct Factor.

This report shall not be reproduced except in full, without the written approval of UL-CCIC COMPANY LIMITED.

Test Mode	Channel	Polarization	Verdict
11B	LCH	Vertical	PASS

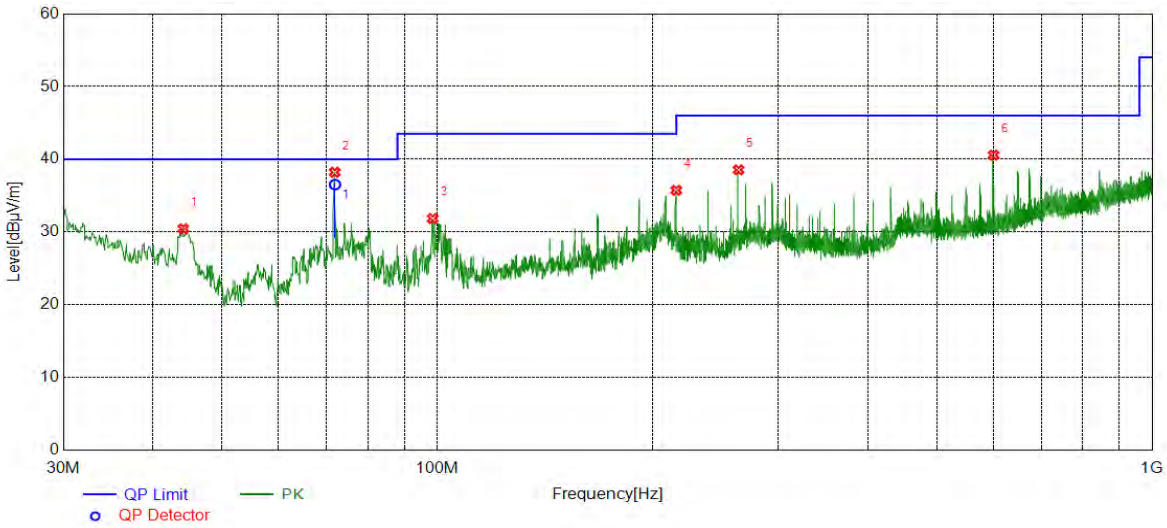

No.	Frequency	Reading Level	Correct Factor	Result	Limit	Margin	Remark
	[MHz]	[dBuV/m]	[dB]	[dBuV/m]	[dBuV/m]	[dB]	
1	44.1634	12.32	18.12	30.44	40.00	-9.56	Peak
2	71.9522	21.85	14.67	36.52	40.00	-3.48	QP
3	98.5859	15.32	16.53	31.85	43.50	-11.65	Peak
4	215.9676	17.79	17.94	35.73	43.50	-7.77	Peak
5	263.9874	19.15	19.39	38.54	46.00	-7.46	Peak
6	600.0290	13.98	26.59	40.57	46.00	-5.43	Peak

Note: 1. If Peak Result complies with QP limit, QP Result is deemed to comply with QP limit.
2. Test setup: RBW: 120 kHz, VBW: 300 kHz, Sweep time: auto.
3. Measurement = Reading Level + Correct Factor.

This report shall not be reproduced except in full, without the written approval of UL-CCIC COMPANY LIMITED.

Part V: 9KHz~30MHz

SPURIOUS EMISSIONS Below 30MHz (WORST CASE CONFIGURATION-FACE ON)

Test Mode	Channel	Frequency Range	Verdict
11B	LCH	9kHz~150kHz	PASS

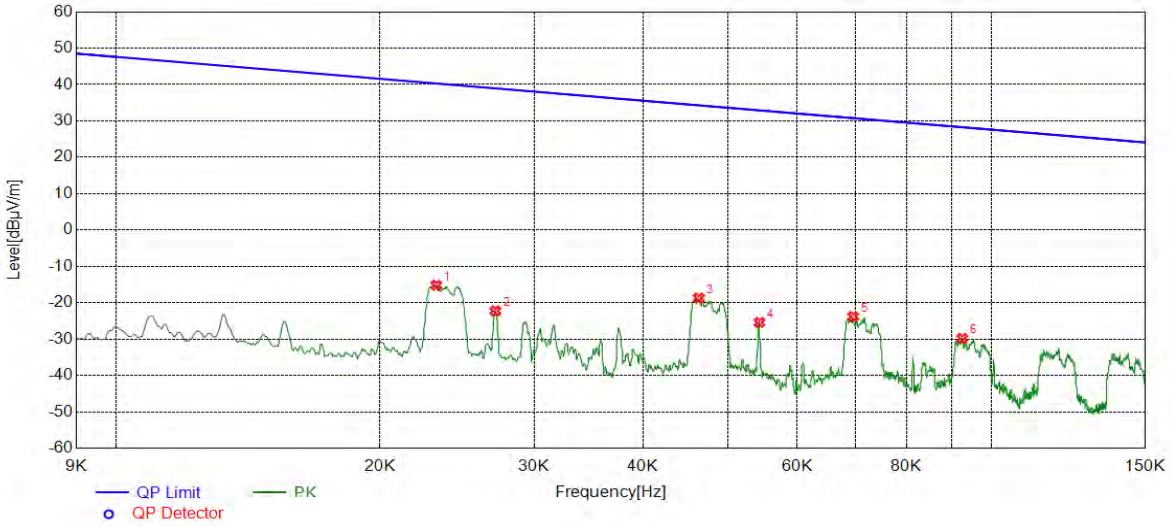

No.	Frequency	Reading Level	Correct Factor	Result	Limit	Margin	Remark
	[MHz]	[dBuV/m]	[dB]	[dBuV/m]	[dBuV/m]	[dB]	
1	0.0232	46.62	-61.81	-15.19	40.31	-55.50	Peak
2	0.0271	39.53	-61.77	-22.24	38.94	-61.18	Peak
3	0.0463	43.00	-61.74	-18.74	34.28	-53.02	Peak
4	0.0543	36.33	-61.75	-25.42	32.91	-58.33	Peak
5	0.0695	37.99	-61.80	-23.81	30.77	-54.58	Peak
6	0.0926	32.01	-61.82	-29.81	28.27	-58.08	Peak

Note: 1. Measurement = Reading Level + Correct Factor.
2. If Peak Result complies with AV and QP limit, AV and QP Result are deemed to comply with AV limit.
3. All 3 polarizations(Horizontal, Face-on and Face-off) of the loop antenna had been tested, but only the worst data recorded in the report.

This report shall not be reproduced except in full, without the written approval of UL-CCIC COMPANY LIMITED.

Test Mode	Channel	Frequency Range	Verdict
11B	LCH	150kHz~490kHz	PASS

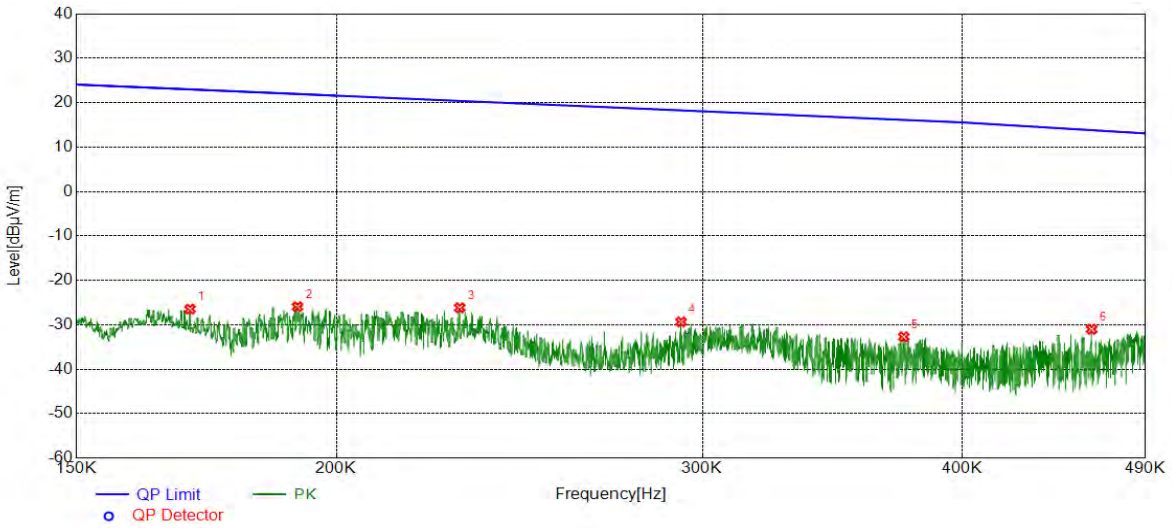

No.	Frequency	Reading Level	Correct Factor	Result	Limit	Margin	Remark
	[MHz]	[dBuV/m]	[dB]	[dBuV/m]	[dBuV/m]	[dB]	
1	0.1701	35.39	-61.85	-26.46	23.00	-49.46	Peak
2	0.1916	35.93	-61.86	-25.93	21.96	-47.89	Peak
3	0.2293	35.70	-61.87	-26.17	20.39	-46.56	Peak
4	0.2930	32.55	-61.90	-29.35	18.27	-47.62	Peak
5	0.3749	29.20	-61.90	-32.70	16.12	-48.82	Peak
6	0.4616	30.90	-61.89	-30.99	13.81	-44.80	Peak

Note: 1. Measurement = Reading Level + Correct Factor.
2. If Peak Result complies with AV and QP limit, AV and QP Result are deemed to comply with AV limit.
3. All 3 polarizations(Horizontal, Face-on and Face-off) of the loop antenna had been tested, but only the worst data recorded in the report.

This report shall not be reproduced except in full, without the written approval of UL-CCIC COMPANY LIMITED.

Test Mode	Channel	Frequency Range	Verdict
11B	LCH	490kHz~30MHz	PASS

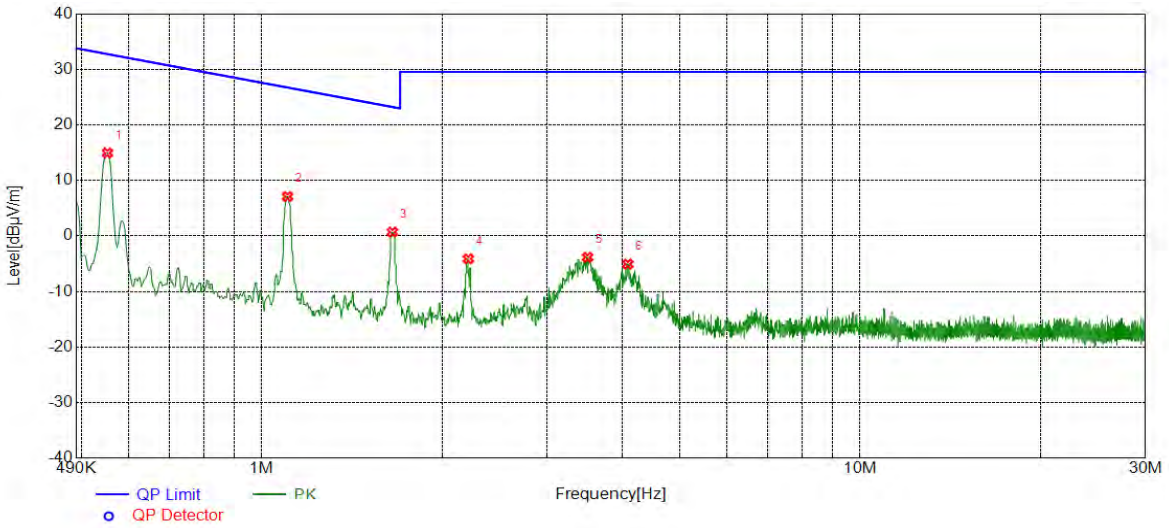

No.	Frequency	Reading Level	Correct Factor	Result	Limit	Margin	Remark
	[MHz]	[dBuV/m]	[dB]	[dBuV/m]	[dBuV/m]	[dB]	
1	0.5520	36.83	-21.89	14.94	32.76	-17.82	Peak
2	1.1039	28.95	-21.85	7.10	26.75	-19.65	Peak
3	1.6528	22.53	-21.83	0.70	23.24	-22.54	Peak
4	2.2136	17.68	-21.80	-4.12	29.54	-33.66	Peak
5	3.5033	17.91	-21.75	-3.84	29.54	-33.38	Peak
6	4.0906	16.68	-21.74	-5.06	29.54	-34.60	Peak

Note: 1. Measurement = Reading Level + Correct Factor.
2. If Peak Result complies with AV and QP limit, AV and QP Result are deemed to comply with AV limit.
3. All 3 polarizations(Horizontal, Face-on and Face-off) of the loop antenna had been tested, but only the worst data recorded in the report.

This report shall not be reproduced except in full, without the written approval of UL-CCIC COMPANY LIMITED.

8. AC POWER LINE CONDUCTED EMISSIONS

LIMITS

Please refer to FCC §15.207 (a)

FREQUENCY (MHz)	Limit (dBuV)	
	Quasi-peak	Average
0.15 -0.5	66 - 56 *	56 - 46 *
0.50 -5.0	56.00	46.00
5.0 -30.0	60.00	50.00

TEST SETUP AND PROCEDURE

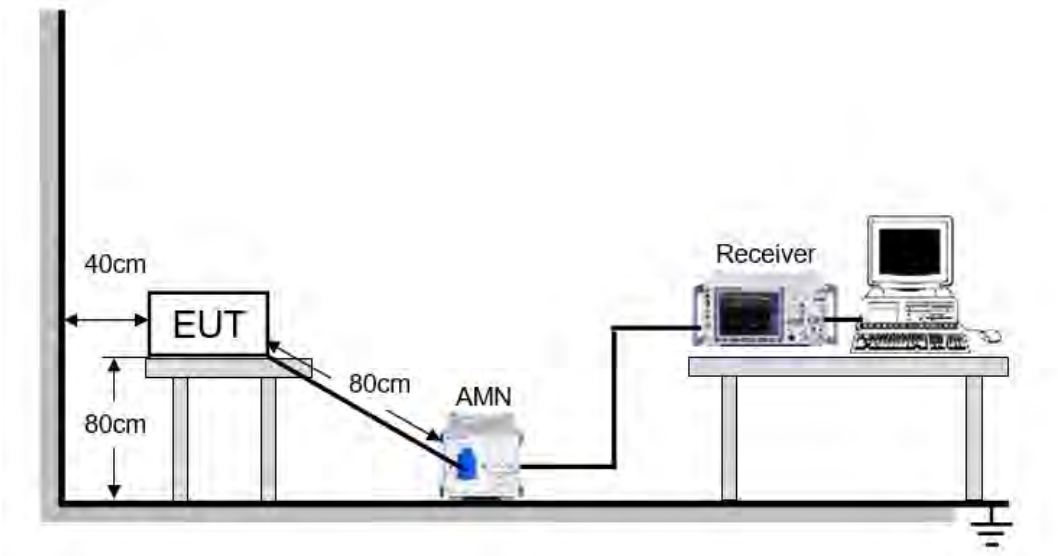

The EUT is put on a table of non-conducting material that is 80cm high. The vertical conducting wall of shielding is located 40cm to the rear of the EUT. The power line of the EUT is connected to the AC mains through an Artificial Mains Network (A.M.N.). A EMI Measurement Receiver (R&S Test Receiver ESR3) is used to test the emissions from both sides of AC line. According to the requirements in Section 6.2 of ANSI C63.10-2013.Conducted emissions from the EUT measured in the frequency range between 0.15 MHz and 30MHz using CISPR Quasi-Peak and average detector mode. The bandwidth of EMI test receiver is set at 9kHz.

The arrangement of the equipment is installed to meet the standards and operating in a manner, which tends to maximize its emission characteristics in a normal application.

This report shall not be reproduced except in full, without the written approval of UL-CCIC COMPANY LIMITED.

LINE L RESULTS (WORST-CASE CONFIGURATION)

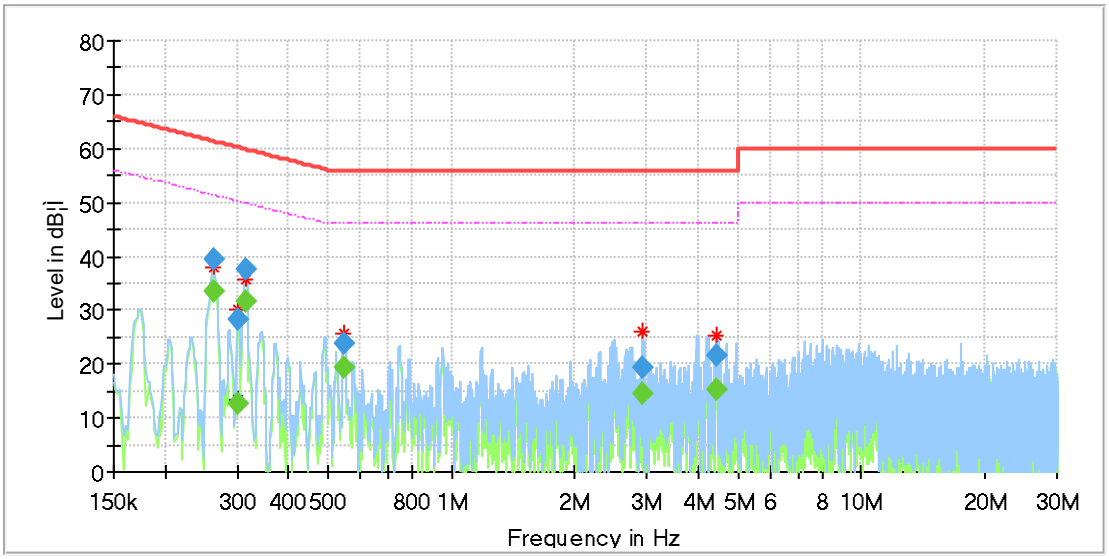

Final_Result

Frequency [MHz]	QuasiPeak [dBµV]	Average [dBµV]	Limit [dBµV]	Margin [dB]	Meas. Time [ms]	Bandwidth [kHz]	Line	Filter	Corr. [dB]
0.261938	---	33.32	51.37	18.05	1000.0	9.000	L1	OFF	9.5
0.261938	39.55	---	61.37	21.82	1000.0	9.000	L1	OFF	9.5
0.302235	---	12.78	50.18	37.41	1000.0	9.000	L1	OFF	9.5
0.302235	28.18	---	60.18	32.00	1000.0	9.000	L1	OFF	9.5
0.314175	---	31.79	49.86	18.06	1000.0	9.000	L1	OFF	9.5
0.314175	37.42	---	59.86	22.44	1000.0	9.000	L1	OFF	9.5
0.545513	23.72	---	56.00	32.28	1000.0	9.000	L1	OFF	9.6
0.545513	---	19.52	46.00	26.48	1000.0	9.000	L1	OFF	9.6
2.927543	19.51	---	56.00	36.49	1000.0	9.000	L1	OFF	9.7
2.927543	---	14.63	46.00	31.37	1000.0	9.000	L1	OFF	9.7
4.411088	---	15.34	46.00	30.66	1000.0	9.000	L1	OFF	9.8
4.411088	21.56	---	56.00	34.44	1000.0	9.000	L1	OFF	9.8

Note: 1. If QP Result complies with AV limit, AV Result is deemed to comply with AV limit.
2. Test setup: RBW: 200 Hz (9 kHz—150 kHz), 9 kHz (150 kHz—30 MHz).
3. Step size: 80Hz (0.009MHz-0.15MHz), 4 kHz (0.15MHz-30MHz), Scan time: auto.
4. The extension cord/outlet strip was calibrated with the LISN as required by ANSI C63.10:2013 Clause 6.2.2.
5. The EUT can be powered by adapter and PoE, both the adapter and PoE were test, the result of the adapter was worse case and recorded in this report.
6. Pre-testing all test modes and channels, and find the LCH of 11B which is the worst case, so only the worst case is included in this test report.

This report shall not be reproduced except in full, without the written approval of UL-CCIC COMPANY LIMITED.

LINE N RESULTS (WORST-CASE CONFIGURATION)

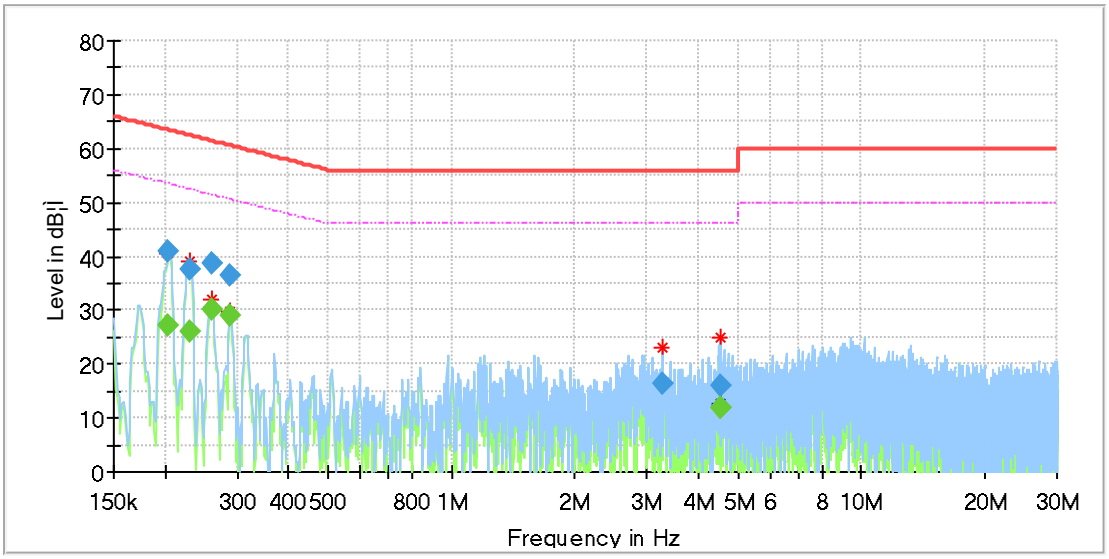

Final_Result

Frequency [MHz]	QuasiPeak [dBµV]	Average [dBµV]	Limit [dBµV]	Margin [dB]	Meas. Time [ms]	Bandwidth [kHz]	Line	Filter	Corr. [dB]
0.203730	---	27.29	53.46	26.17	1000.0	9.000	N	OFF	9.5
0.203730	40.95	---	63.46	22.51	1000.0	9.000	N	OFF	9.5
0.230595	---	25.89	52.43	26.54	1000.0	9.000	N	OFF	9.5
0.230595	37.53	---	62.43	24.89	1000.0	9.000	N	OFF	9.5
0.258953	---	30.10	51.47	21.37	1000.0	9.000	N	OFF	9.5
0.258953	38.83	---	61.47	22.63	1000.0	9.000	N	OFF	9.5
0.288803	36.50	---	60.56	24.06	1000.0	9.000	N	OFF	9.6
0.288803	---	28.96	50.56	21.60	1000.0	9.000	N	OFF	9.6
3.270818	16.23	---	56.00	39.77	1000.0	9.000	N	OFF	9.6
4.508100	---	12.04	46.00	33.96	1000.0	9.000	N	OFF	9.6
4.530488	---	11.84	46.00	34.16	1000.0	9.000	N	OFF	9.6
4.530488	15.99	---	56.00	40.01	1000.0	9.000	N	OFF	9.6

Note: 1. If QP Result complies with AV limit, AV Result is deemed to comply with AV limit.
2. Test setup: RBW: 200 Hz (9 kHz—150 kHz), 9 kHz (150 kHz—30 MHz).
3. Step size: 80Hz (0.009MHz-0.15MHz), 4 kHz (0.15MHz-30MHz), Scan time: auto.
4. The extension cord/outlet strip was calibrated with the LISN as required by ANSI C63.10:2013 Clause 6.2.2.
5. The EUT can be powered by adapter and PoE, both the adapter and PoE were test, the result of the adapter was worse case and recorded in this report.
6. Pre-testing all test modes and channels, and find the LCH of 11B which is the worst case, so only the worst case is included in this test report.

This report shall not be reproduced except in full, without the written approval of UL-CCIC COMPANY LIMITED.

9. ANTENNA REQUIREMENTS

APPLICABLE REQUIREMENTS

Please refer to FCC §15.203
An intentional radiator shall be designed to ensure that no antenna other than that furnished by the responsible party shall be used with the device. The use of a permanently attached antenna or of an antenna that uses a unique coupling to the intentional radiator shall be considered sufficient to comply with the provisions of this section. The manufacturer may design the unit so that a broken antenna can be replaced by the user, but the use of a standard antenna jack or electrical connector is prohibited.

Please refer to FCC §15.247(b)(4)
The conducted output power limit specified in paragraph (b) of this section is based on the use of antennas with directional gains that do not exceed 6 dBi. Except as shown in paragraph (c) of this section, if transmitting antennas of directional gain greater than 6 dBi are used, the conducted output power from the intentional radiator shall be reduced below the stated values in paragraphs (b)(1), (b)(2), and (b)(3) of this section, as appropriate, by the amount in dB that the directional gain of the antenna exceeds 6 dBi.

ANTENNA GAIN

The antenna gain of EUT is less than 6 dBi

END OF REPORT

This report shall not be reproduced except in full, without the written approval of UL-CCIC COMPANY LIMITED.