FCC 47 CFR PART 15 SUBPART C

CERTIFICATION TEST REPORT

For

INCH IR PTZ DOME CAMERA

MODEL NUMBER: SD29204T-GN-W

PROJECT NUMBER: 4788145964

REPORT NUMBER: 4788145964-2

FCC ID: SVNSD29

ISSUE DATE: Dec. 15, 2017

Prepared for

Zhejiang Dahua Vision Technology Co., Ltd.

Prepared by

UL Verification Services (Guangzhou) Co., Ltd, Song Shan Lake Branch
Room 101, Building 10, Innovation Technology Park,
Song Shan Lake Hi tech Development Zone, Dongguan, 523808, China
Tel: +86 769 33817100
Fax: +86 769 33244054
Website: www.ul.com

The results reported herein have been performed in accordance with the laboratory's terms of accreditation. This report shall not be reproduced except in full without the written approval of the Laboratory. The results in this report apply to the test sample(s) mentioned above at the time of the testing period only and are not to be used to indicate applicability to other similar products. This report does not imply that the product(s) has met the criteria for certification.

Revision History

Rev.	Issue Date	Revisions	Revised By
--	12/15/2017	Initial Issue	

This report shall not be reproduced except in full, without the written approval of UL Verification Services (Guangzhou) Co., Ltd, Song Shan Lake Branch.

TABLE OF CONTENTS

1. ATTESTATION OF TEST RESULTS 4

2. TEST METHODOLOGY 6

3. FACILITIES AND ACCREDITATION 6

4. CALIBRATION AND UNCERTAINTY 7

4.1. MEASURING INSTRUMENT CALIBRATION 7

4.2. MEASUREMENT UNCERTAINTY 7

5. EQUIPMENT UNDER TEST 8

5.1. DESCRIPTION OF EUT 8

5.2. MAXIMUM OUTPUT POWER 9

5.3. CHANNEL LIST 9

5.4. TEST CHANNEL CONFIGURATION 9

5.5. THE WORSE CASE POWER SETTING PARAMETER 10

5.6. DESCRIPTION OF AVAILABLE ANTENNAS 11

5.7. TEST ENVIRONMENT 12

5.8. DESCRIPTION OF TEST SETUP 13

5.9. MEASURING INSTRUMENT AND SOFTWARE USED 14

6. ANTENNA PORT TEST RESULTS 15

6.1. ON TIME AND DUTY CYCLE 15

6.2. 6 dB BANDWIDTH 18

6.3. PEAK CONDUCTED OUTPUT POWER 26

6.4. POWER SPECTRAL DENSITY 28

6.5. CONDUCTED BANDEDGE AND SPURIOUS EMISSIONS 36

6.6. RADIATED TEST RESULTS 67

6.6.1. LIMITS AND PROCEDURE 67
6.6.2. RESTRICTED BANDEDGE 72
6.6.3. SPURIOUS EMISSIONS 89
6.6.4. SPURIOUS EMISSIONS 18G ~ 26GHz 113
6.6.5. SPURIOUS EMISSIONS 30M ~ 1GHz 119
6.6.6. SPURIOUS EMISSIONS BELOW 30M 125

7. AC POWER LINE CONDUCTED EMISSIONS 131

8. ANTENNA REQUIREMENTS 133

This report shall not be reproduced except in full, without the written approval of UL Verification Services (Guangzhou) Co., Ltd, Song Shan Lake Branch.

1. ATTESTATION OF TEST RESULTS

Applicant Information

Company Name:	Zhejiang Dahua Vision Technology Co., Ltd.
Address:	No.1199, Bin'an road, Binjiang District, Hangzhou, P.R.China.

Manufacturer Information

Company Name:	Zhejiang Dahua Vision Technology Co., Ltd.
Address:	No.1199, Bin'an road, Binjiang District, Hangzhou, P.R.China.

Factory Information

Company Name:	ZHEJIANG DAHUA VISION TECHNOLOGY CO.,LTD
Address:	No.1199, Bin'an road, Binjiang District, Hangzhou, P.R.China.
Company Name:	ZHEJIANG DAHUA ZHILIAN CO.,LTD.
Address:	No.28, Dongqiao Road, Dongzhou Street, Fuyang District, Hangzhou,P.R.China.

EUT Description

Product Name	2 INCH IR PTZ DOME CAMERA
Model Name	SD29204T-GN-W
Additional No.	DH-SD29xyzuv-ab-c,SD29xyzuv-ab-c,DH-SD29xyzuv-ab,SD29xyzuv-ab,DH-SD-29mxyzu-ab-c,SD-29mxyzu-ab-c,DH-SD-29mxyzu-ab,SD-29mxyzu-ab,(m=A-Z,Blank space, x=0-9,Blank space, y=0-9,z=0-9,u=A-Z, Blank space, v= N, P, Blank space, a=H, G, L, b= C, N, S, CI, NI, SI, Blank space, c=A-Z, WDC, PDC, Blank space) 29xyzuab,(x= 0-9or blank, y= 0-9,z= 0-9,u= A-Z or blank, a= C,N or blank, b= I,W,V or blank,) DH-SD29Axyzuv-ab-c,(x=0-9,Blank space, y=0-9,z=0-9,u=A-Z, Blank space, v= N, P, Blank space, a=H, G, L, b= C, N, S, CI, NI, SI, Blank space, c=A-Z, WDC, PDC, Blank space)
Sample Number	1154590-001
Data of Receipt Sample	Sep 7, 2017
Date Tested	Sep 8, 2017 ~ Dec. 10, 2017

APPLICABLE STANDARDS	
STANDARD	**TEST RESULTS**
CFR 47 Part 15 Subpart C	PASS

This report shall not be reproduced except in full, without the written approval of UL Verification Services (Guangzhou) Co., Ltd, Song Shan Lake Branch.

Summary of Test Results			
Clause	Test Items	FCC/IC Rules	Test Results
1	6db DTS Bandwidth	FCC 15.247 (a) (2)	Complied
2	Peak Conducted Power	FCC 15.247 (b) (3)	Complied
3	Power Spectral Density	FCC 15.247 (e)	Complied
4	Conducted Band edge And Spurious emission	FCC 15.247 (d)	Complied
5	Radiated Band edges and Spurious emission	FCC 15.247 (d) FCC 15.209 FCC 15.205	Complied
6	Conducted Emission Test For AC Power Port	FCC 15.207	Complied
7	Antenna Requirement	FCC 15.203	Complied

Tested By:

Denny Huang
Engineer Project Associate

Check By:

Shawn Wen
Laboratory Leader

Approved By:

Stephen Guo

Laboratory Manage

This report shall not be reproduced except in full, without the written approval of UL Verification Services (Guangzhou) Co., Ltd, Song Shan Lake Branch.

2. TEST METHODOLOGY

The tests documented in this report were performed in accordance with FCC KDB 558074 D01 DTS Meas Guidance v04, ANSI C63.10-2013, FCC CFR 47 Part 2, FCC CFR 47 Part 15.

3. FACILITIES AND ACCREDITATION

Test Location	UL Verification Services (Guangzhou) Co., Ltd. Song Shan Lake Branch.
Address	Building 10, Innovation Technology Park, Song Shan Lake Hi tech Development Zone, Dongguan, 523808, China
Accreditation Certificate	UL Verification Services (Guangzhou) Co., Ltd. Song Shan Lake Branch. EMC Laboratory has been accredited by A2LA for technical competence in the field of electrical testing, and proved to be in compliance with ISO/IEC 17025: 2005 General Requirements for the Competence of Testing and Calibration Laboratories and any additional program requirements in the identified field of testing. The Certificate Registration Number is 4102.01. UL Verification Services (Guangzhou) Co., Ltd. Song Shan Lake Branch. EMC Laboratory has been registered and fully described in a report filed with the FCC (Federal Communications Commission). The Designation Number is CN1187. UL Verification Services (Guangzhou) Co., Ltd. Song Shan Lake Branch. EMC Laboratory has been registered and fully described in a report filed with Industry Canada. The Company Number is 21320.

Note: The test anechoic chamber in UL Verification Services (Guangzhou) Co., Ltd. Song Shan Lake Branch had been calibrated and compared to the open field sites and the test anechoic chamber is shown to be equivalent to or worse case from the open field site.

This report shall not be reproduced except in full, without the written approval of UL Verification Services (Guangzhou) Co., Ltd, Song Shan Lake Branch.

4. CALIBRATION AND UNCERTAINTY

4.1. MEASURING INSTRUMENT CALIBRATION

The measuring equipment utilized to perform the tests documented in this report has been calibrated in accordance with the manufacturer's recommendations, and is traceable to recognized national standards.

4.2. MEASUREMENT UNCERTAINTY

Where relevant, the following measurement uncertainty levels have been estimated for tests performed on the apparatus:

Test Item	Uncertainty
Uncertainty for Conduction emission test	2.90dB
Uncertainty for Radiation Emission test(include Fundamental emission) (9KHz-30MHz)	2.00dB
Uncertainty for Radiation Emission test(include Fundamental emission) (30MHz-1GHz)	4.52dB
Uncertainty for Radiation Emission test (1GHz to 26GHz)(include Fundamental emission)	5.04dB(1-6GHz)
	5.30dB (6GHz-18Gz)
	5.23dB (18GHz-26Gz)
Note: This uncertainty represents an expanded uncertainty expressed at approximately the 95% confidence level using a coverage factor of k=2.	

This report shall not be reproduced except in full, without the written approval of UL Verification Services (Guangzhou) Co., Ltd, Song Shan Lake Branch.

5. EQUIPMENT UNDER TEST

5.1. DESCRIPTION OF EUT

Product Name:	2 INCH IR PTZ DOME CAMERA
Model No.:	SD29204T-GN-W
Operating Frequency:	IEEE 802.11b/g/n(HT20): 2412MHz to 2462MHz IEEE 802.11n(HT40): 2422MHz to 2452MHz
Type of Modulation:	IEEE for 802.11b: DSSS (CCK, DQPSK, DBPSK) IEEE for 802.11g: OFDM (64QAM, 16QAM, QPSK, BPSK) IEEE for 802.11n (HT20 and HT40): OFDM (64QAM, 16QAM, QPSK, BPSK)
Channel Number:	IEEE 802.11b/g, IEEE 802.11n(HT20): 11 Channels IEEE 802.11n(HT40): 7 Channels
Channels Step:	Channels with 5MHz step
Sample Type:	Fixed production
Test power grade:	40 (manufacturer declare)
Test software of EUT:	Secure CRT (manufacturer declare)
Antenna Type:	Internal Antenna
Antenna Gain:	2dBi

Remark:
Main test model: SD29204T-GN-W
Additional test Model No.:

Number:	Name:	Number:	Name:	Number:	Name:
1	SD-29mxyzu-ab	2	DH-SD29xyzuv-ab-c	3	SD29xyzuv-ab-c
4	DH-SD29xyzuv-ab	5	SD29xyzuv-ab	6	DH-SD-29mxyzu-ab-c
7	SD-29mxyzu-ab-c	8	DH-SD-29mxyzu-ab		
Remark: m=A-Z, Blank space, x=0-9,Blank space, y=0-9,z=0-9,u=A-Z, Blank space, v= N, P, Blank space, a=H, G, L, b= C, N, S, CI, NI, SI, Blank space, c=A-Z, WDC, PDC, Blank space					
9	29xyzuab				
Remark:x= 0-9or blank, y= 0-9,z= 0-9,u= A-Z or blank, a= C,N or blank, b= I,W,V or blank					
10	DH-SD29Axyzuv-ab-c				
Remark: x=0-9,Blank space, y=0-9,z=0-9,u=A-Z, Blank space, v= N, P, Blank space, a=H, G, L, b= C, N, S, CI, NI, SI, Blank space, c=A-Z, WDC, PDC, Blank space					

Only the main model **SD29204T-GN-W** was tested and only the data of this model is shown in this test report. Since the electrical circuit design, layout, components used and internal wiring were identical for the above models are the same, the difference is only the name of models**.**

This report shall not be reproduced except in full, without the written approval of UL Verification Services (Guangzhou) Co., Ltd, Song Shan Lake Branch.

5.2. MAXIMUM OUTPUT POWER

Frequency Range (MHz)	Number of Transmit Chains (NTX)	IEE Std. 802.11	Frequency (MHz)	Channel Number	Max PK Conducted Power (dBm)
2400-2483.5	1	IEEE 802.11b	2412-2462	1-11[11]	18.00
2400-2483.5	1	IEEE 802.11g	2412-2462	1-11[11]	16.59
2400-2483.5	1	IEEE 802.11nHT20	2412-2462	1-11[11]	17.56
2400-2483.5	1	IEEE 802.11nHT40	2422-2452	3-7[7]	17.41

5.3. CHANNEL LIST

Channel List for 802.11b/g/n (20 MHz)							
Channel	Frequency (MHz)	Channel	Frequency(MHz)	Channel	Frequency (MHz)	Channel	Frequency (MHz)
1	2412	3	2422	5	2432	7	2442
2	2417	4	2427	6	2437	8	2447
9	2452	10	2457	11	2462		

Channel List for 802.11n (40 MHz)							
Channel	Frequency (MHz)	Channel	Frequency(MHz)	Channel	Frequency (MHz)	Channel	Frequency (MHz)
3	2422	5	2432	7	2442	9	2452
4	2427	6	2437	8	2447		

5.4. TEST CHANNEL CONFIGURATION

Test Mode	Test Channel (MHz)
IEEE 802.11b	LCH :CH01 2412
	MCH: CH06 2437
	HCH: CH11 2462
IEEE 802.11g	LCH :CH01 2412
	MCH: CH06 2437
	HCH: CH11 2462
IEEE 802.11n HT20	LCH :CH01 2412
	MCH: CH06 2437
	HCH: CH11 2462
IEEE 802.11n HT40	LCH :CH03 2422
	MCH: CH06 2437
	HCH: CH09 2452

This report shall not be reproduced except in full, without the written approval of UL Verification Services (Guangzhou) Co., Ltd, Song Shan Lake Branch.

5.5. THE WORSE CASE POWER SETTING PARAMETER

Test Software Version	SecureCRT8.1		
Test Mode	Test Channel	Setting TX Power	Setting data rate (Mbps)
IEEE 802.11b	LCH	40	CCK_1Mbps
	MCH	40	CCK_1Mbps
	HCH	40	CCK_1Mbps
IEEE 802.11g	LCH	40	NO HT_6Mbps
	MCH	40	NO HT_6Mbps
	HCH	40	NO HT_6Mbps
IEEE 802.11n HT20	LCH	40	HT20_MCS_0_20
	MCH	40	HT20_MCS_0_20
	HCH	40	HT20_MCS_0_20
IEEE 802.11n HT40	LCH	40	HT40+MCS_0_40
	MCH	40	HT40+MCS_0_40
	HCH	40	HT40+MCS_0_40

This report shall not be reproduced except in full, without the written approval of UL Verification Services (Guangzhou) Co., Ltd, Song Shan Lake Branch.

5.6. DESCRIPTION OF AVAILABLE ANTENNAS

Ant.	Frequency (MHz)	Antenna Type	Antenna Gain (dBi)
1	2400-2483.5	External Antenna	2.0

Test Mode	Transmit and Receive Mode	Description
WIFI	☒1TX, 1RX	Antenna 1 can be used as transmitting/receiving antenna.



This report shall not be reproduced except in full, without the written approval of UL Verification Services (Guangzhou) Co., Ltd, Song Shan Lake Branch.

5.7. TEST ENVIRONMENT

Environment Parameter	Selected Values During Tests	
Relative Humidity	55 ~ 65%	
Atmospheric Pressure:	1025Pa	
Temperature	TN	23 ~ 28°C
Voltage :	VL	N/A
	VN	DC 12.0V
	VH	N/A

Note: VL= Lower Extreme Test Voltage
VN= Nominal Voltage
VH= Upper Extreme Test Voltage
TN= Normal Temperature

This report shall not be reproduced except in full, without the written approval of UL Verification Services (Guangzhou) Co., Ltd, Song Shan Lake Branch.

5.8. DESCRIPTION OF TEST SETUP

SUPPORT EQUIPMENT

Item	Equipment	Brand Name	Model Name	FCC ID
1	Laptop	ThinkPad	T410	N/A
2	Fixed Frequency Board	Supply by customer	N/A	N/A
3	Adapter	Supply by UL EMC Lab	N/A	N/A

I/O PORT

Cable No	Port	Connector Type	Cable Type	Cable Length(m)	Remarks
1	LAN	LAN	N/A	N/A	N/A

ACCESSORY

Item	Accessory	Brand Name	Model Name	Description
1	N/A	N/A	N/A	N/A

TEST SETUP

The EUT can work in an engineer mode with a software through a table PC.

SETUP DIAGRAM FOR TESTS

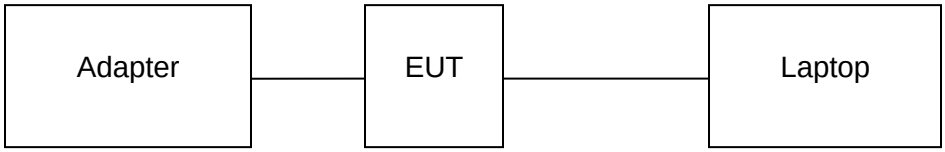

This report shall not be reproduced except in full, without the written approval of UL Verification Services (Guangzhou) Co., Ltd, Song Shan Lake Branch.

5.9. MEASURING INSTRUMENT AND SOFTWARE USED

Conducted Emissions(Instrument**)**						
Used	Equipment	Manufacturer	Model No.	Serial No.	Last Cal.	Next Cal.
☑	EMI Test Receiver	R&S	ESR3	101961	Dec.20, 2016	Dec.19, 2017
☑	Two-Line V-Network	R&S	ENV216	101983	Dec.20, 2016	Dec.19, 2017
☑	Artificial Mains Networks	Schwarzbeck	NSLK 8126	8126465	Feb.10, 2017	Feb.10, 2018

Software				
Used	Description	Manufacturer	Name	Version
☑	Test Software for Conducted disturbance	UL	Antenna port	Ver. 7.2

Radiated Emissions(Instrument**)**						
Used	Equipment	Manufacturer	Model No.	Serial No.	Last Cal.	Next Cal.
☑	MXE EMI Receiver	KESIGHT	N9038A	MY56400036	Feb. 24, 2017	Feb. 24, 2018
☑	Hybrid Log Periodic Antenna	TDK	HLP-3003C	130960	Jan.09, 2016	Jan.09, 2019
☑	Preamplifier	HP	8447D	2944A09099	Feb. 13, 2017	Feb. 13, 2018
☑	EMI Measurement Receiver	R&S	ESR26	101377	Dec. 20, 2016	Dec. 20, 2017
☑	Horn Antenna	TDK	HRN-0118	130939	Jan. 09, 2016	Jan. 09, 2019
☑	High Gain Horn Antenna	Schwarzbeck	BBHA-9170	691	Jan.06, 2016	Jan.06, 2019
☑	Preamplifier	TDK	PA-02-0118	TRS-305-00066	Jan. 14, 2017	Jan. 14, 2018
☑	Preamplifier	TDK	PA-02-2	TRS-307-00003	Dec. 20, 2016	Dec. 20, 2017
☑	Loop antenna	Schwarzbeck	1519B	00008	Mar. 26, 2016	Mar. 26, 2019
☑	Band Reject Filter	Wainwright	WRCJV8-2350-2400-2483.5-2533.5-40SS	4	Dec. 20, 2016	Dec. 20, 2017

Software				
Used	Description	Manufacturer	Name	Version
☑	Test Software for Radiated disturbance	Farad	EZ-EMC	Ver. UL-3A1

Other instruments						
Used	Equipment	Manufacturer	Model No.	Serial No.	Last Cal.	Next Cal.
☑	Spectrum Analyzer	Keysight	N9030A	MY55410512	Dec. 20, 2016	Dec. 20, 2017
☑	Power Meter	Keysight	N9031A	MY55416024	Feb. 13, 2017	Feb. 13, 2018
☑	Power Sensor	Keysight	N9323A	MY55440013	Feb. 13, 2017	Feb. 13, 2018

This report shall not be reproduced except in full, without the written approval of UL Verification Services (Guangzhou) Co., Ltd, Song Shan Lake Branch.

6. ANTENNA PORT TEST RESULTS

6.1. ON TIME AND DUTY CYCLE

LIMITS

None; for reporting purposes only

PROCEDURE

FCC KDB 558074 Zero-Span Spectrum Analyzer Method

TEST SETUP

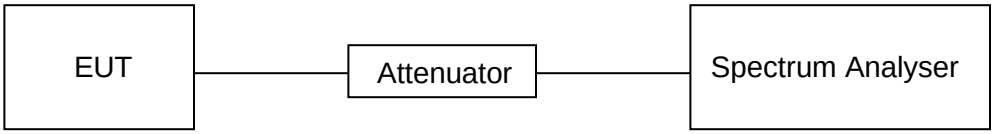

RESULTS

Mode	On Time (msec)	Period (msec)	Duty Cycle x (Linear)	Duty Cycle (%)	Duty Cycle Correction Factor (db)	1/T Minimum VBW (KHz)
11B	100	100	1	100	0	0.01
11G	100	100	1	100	0	0.01
11NSISO20	100	100	1	100	0	0.01
11NSISO40	100	100	1	100	0	0.01

Note: Duty Cycle Correction Factor=10log(1/x).
Where: x is Duty Cycle(Linear)
Where: T is On Time (transmit duration)

This report shall not be reproduced except in full, without the written approval of UL Verification Services (Guangzhou) Co., Ltd, Song Shan Lake Branch.

ON TIME AND DUTY CYCLE MID CH

11B

11G

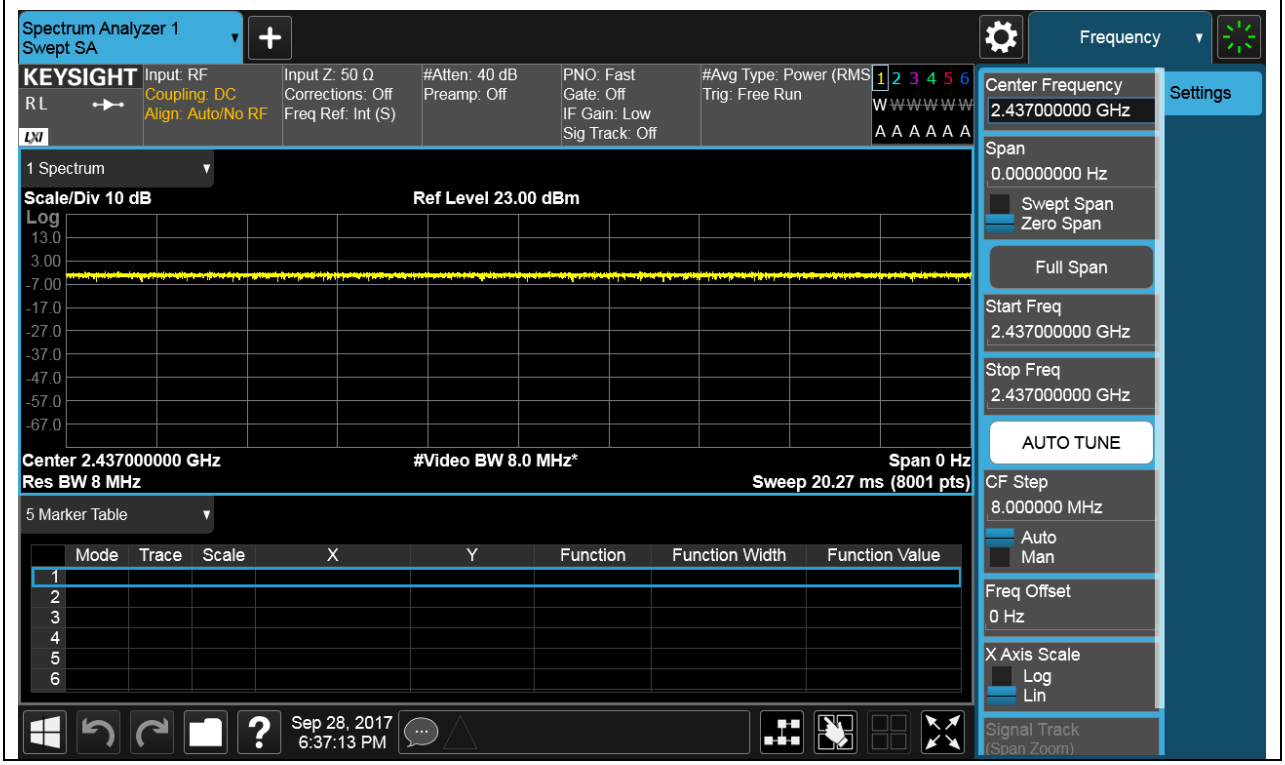

This report shall not be reproduced except in full, without the written approval of UL Verification Services (Guangzhou) Co., Ltd, Song Shan Lake Branch.

11NSISO20

11NSISO40

This report shall not be reproduced except in full, without the written approval of UL Verification Services (Guangzhou) Co., Ltd, Song Shan Lake Branch.

6.2. 6 dB BANDWIDTH

LIMITS

FCC Part15 (15.247) Subpart C			
Section	Test Item	Limit	Frequency Range (MHz)
FCC 15.247(a)(2)	6dB Bandwidth	>= 500KHz	2400-2483.5

TEST PROCEDURE

Refer to FCC KDB 558074, connect the UUT to the spectrum analyser and use the following settings:

Center Frequency	The centre frequency of the channel under test
Detector	Peak
RBW	For 6 dB Bandwidth :100K For 99% Bandwidth :1% to 5% of the occupied bandwidth
VBW	For 6dB Bandwidth : ≥3 × RBW For 99% Bandwidth : approximately 3×RBW
Trace	Max hold
Sweep	Auto couple

Allow the trace to stabilize and measure the maximum width of the emission that is constrained by the frequencies associated with the two outermost amplitude points (upper and lower frequencies) that are attenuated by 6 dB relative to the maximum level measured in the fundamental emission.

.

TEST SETUP

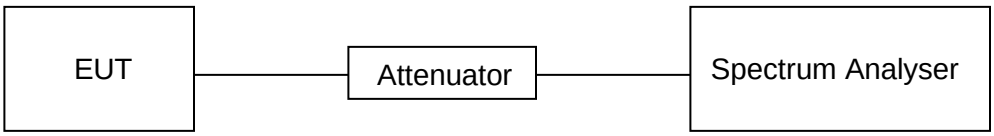

This report shall not be reproduced except in full, without the written approval of UL Verification Services (Guangzhou) Co., Ltd, Song Shan Lake Branch.

RESULTS

Test Mode	Test Channel	6dB bandwidth (MHz)	Result
11B	LCH	10.07	Pass
	MCH	10.07	Pass
	HCH	10.07	Pass
11G	LCH	16.58	Pass
	MCH	16.57	Pass
	HCH	16.57	Pass
11N20SISO	LCH	17.80	Pass
	MCH	17.80	Pass
	HCH	17.81	Pass
11N40SISO	LCH	36.31	Pass
	MCH	36.31	Pass
	HCH	36.34	Pass

This report shall not be reproduced except in full, without the written approval of UL Verification Services (Guangzhou) Co., Ltd, Song Shan Lake Branch.

Test Graphs

Test Mode	Test Channel	Verdict
11B	LCH	PASS

Test Mode	Test Channel	Verdict
11B	MCH	PASS

This report shall not be reproduced except in full, without the written approval of UL Verification Services (Guangzhou) Co., Ltd, Song Shan Lake Branch.

Test Mode	Test Channel	Verdict
11B	HCH	PASS

Test Mode	Test Channel	Verdict
11G	LCH	PASS

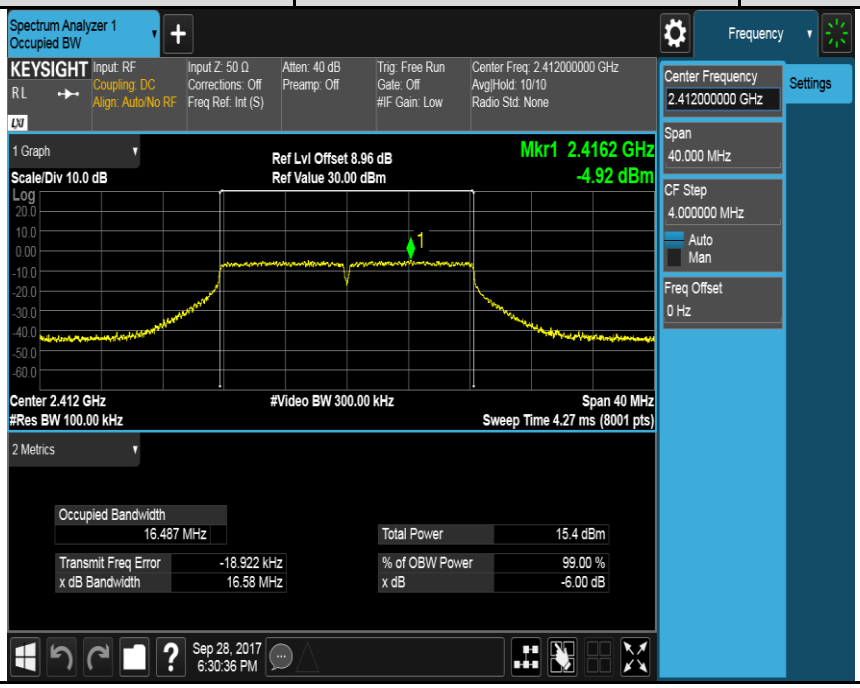

This report shall not be reproduced except in full, without the written approval of UL Verification Services (Guangzhou) Co., Ltd, Song Shan Lake Branch.

Test Mode	Test Channel	Verdict
11G	MCH	PASS

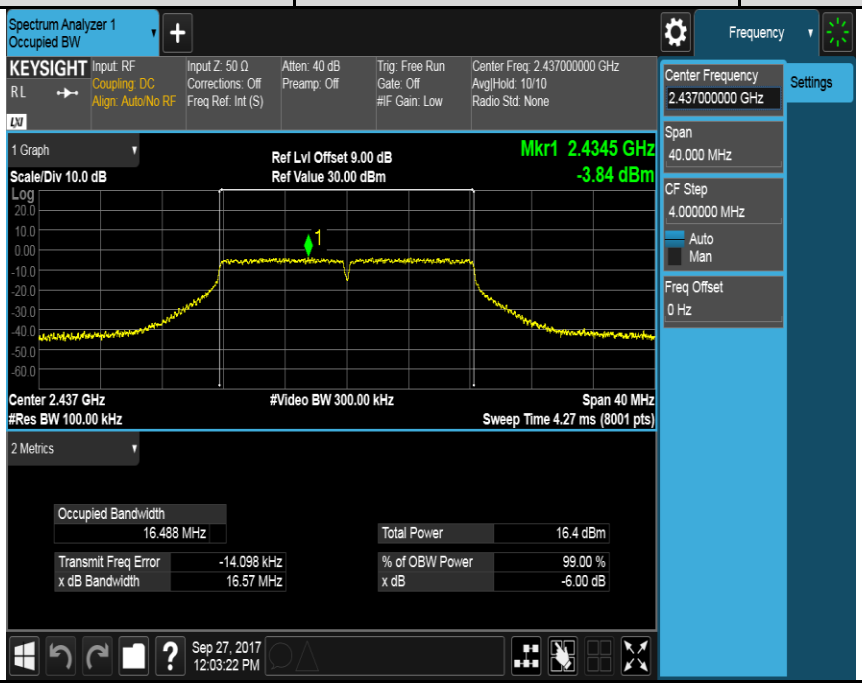

Test Mode	Test Channel	Verdict
11G	HCH	PASS

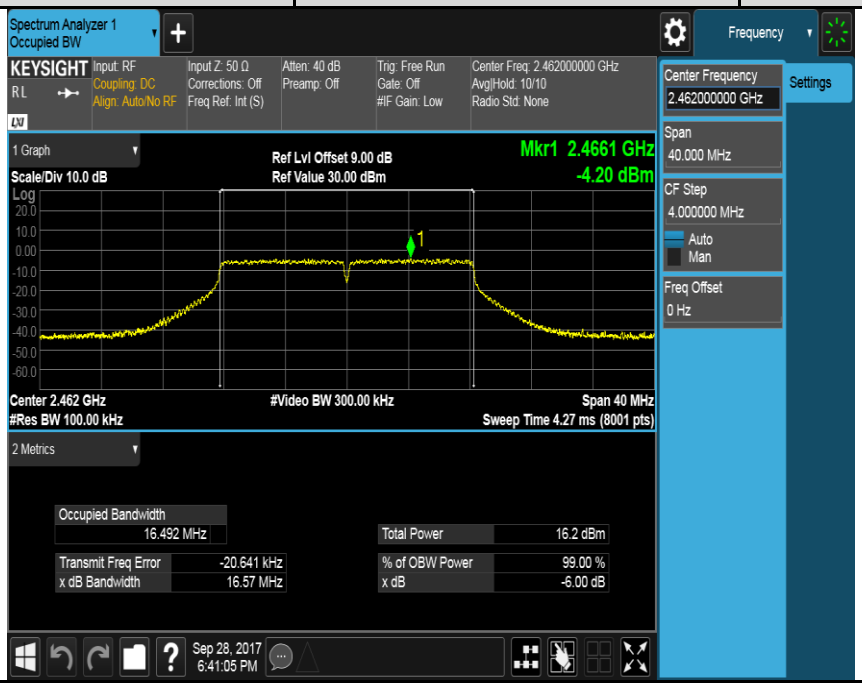

This report shall not be reproduced except in full, without the written approval of UL Verification Services (Guangzhou) Co., Ltd, Song Shan Lake Branch.

Test Mode	Test Channel	Verdict
11NSISO20	LCH	PASS

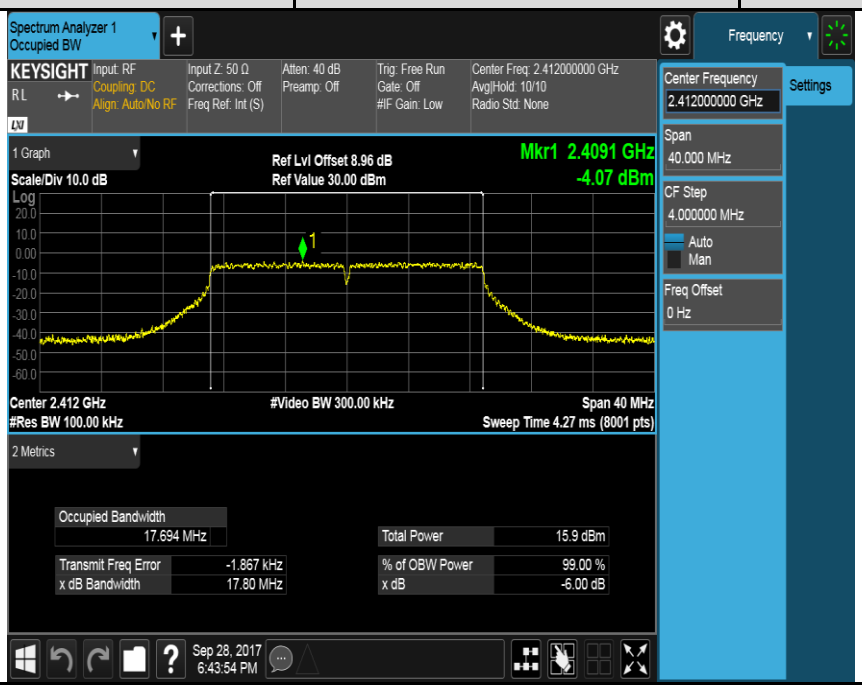

Test Mode	Test Channel	Verdict
11NSISO20	MCH	PASS

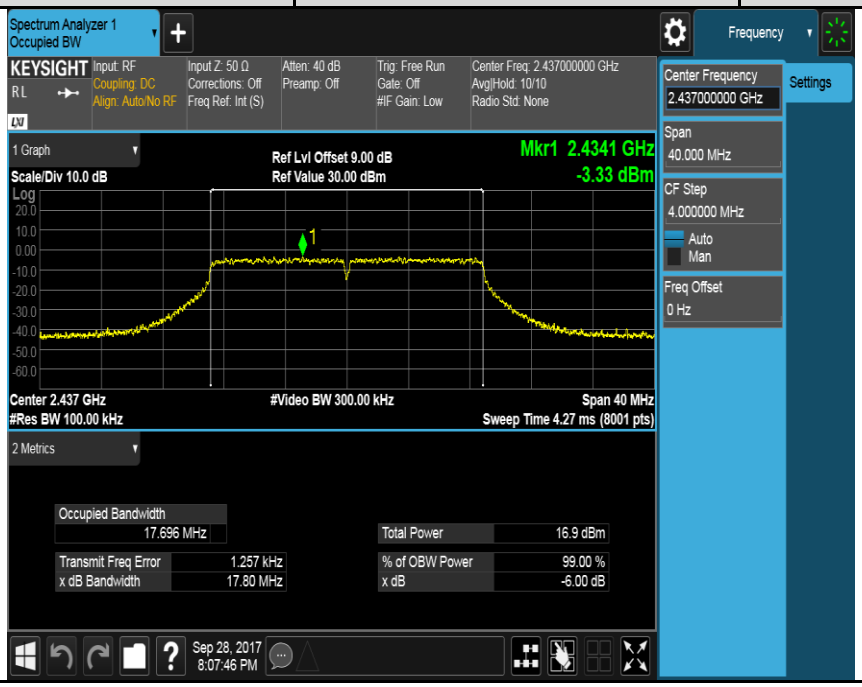

This report shall not be reproduced except in full, without the written approval of UL Verification Services (Guangzhou) Co., Ltd, Song Shan Lake Branch.

Test Mode	Test Channel	Verdict
11NSISO20	HCH	PASS

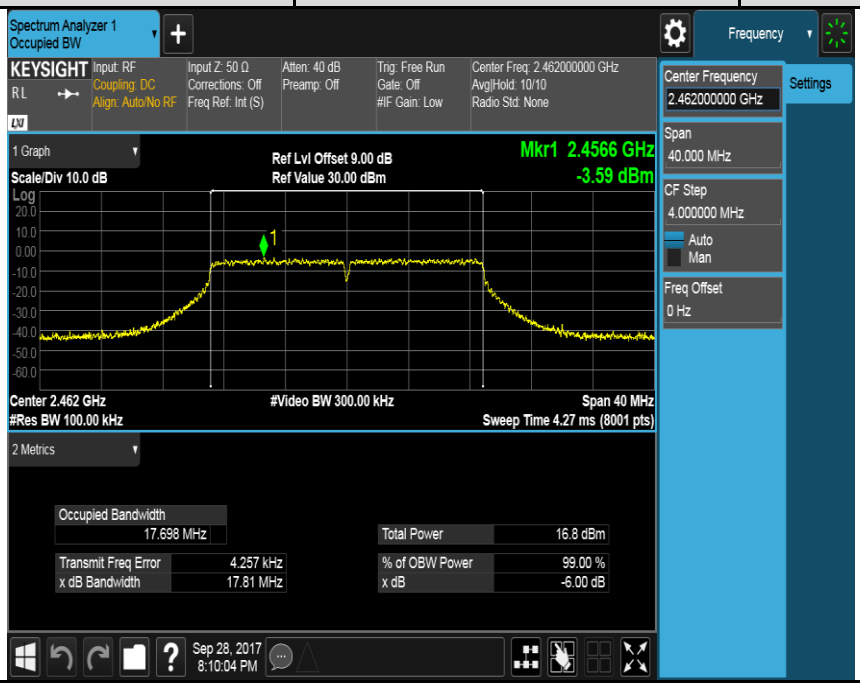

Test Mode	Test Channel	Verdict
11NSISO40	LCH	PASS

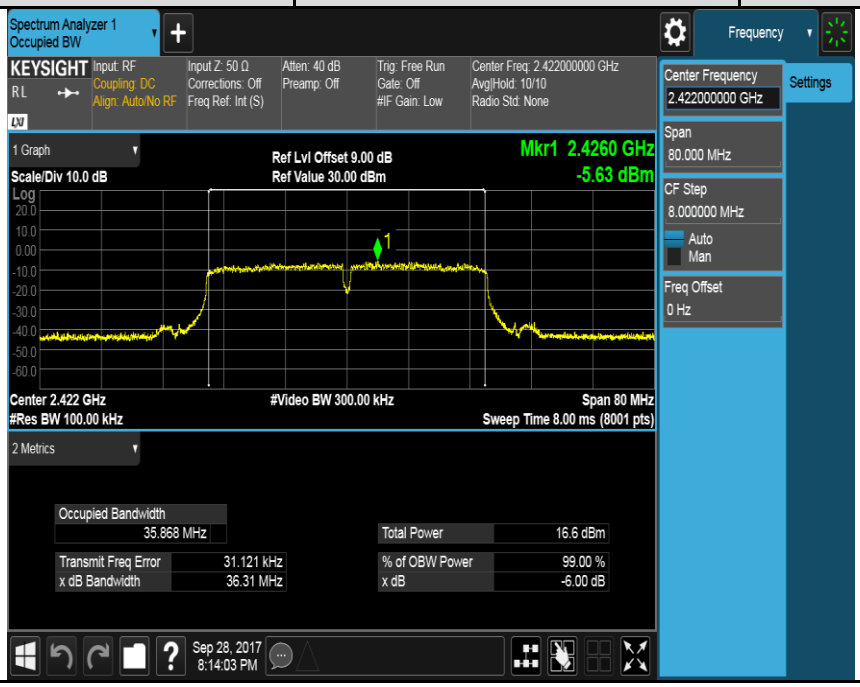

This report shall not be reproduced except in full, without the written approval of UL Verification Services (Guangzhou) Co., Ltd, Song Shan Lake Branch.

Test Mode	Test Channel	Verdict
11NSISO40	MCH	PASS

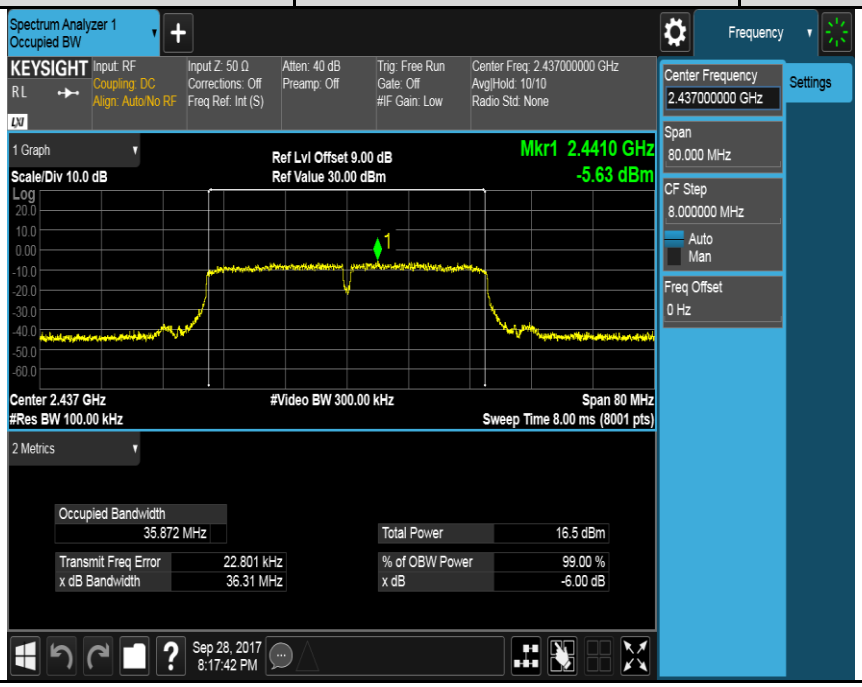

Test Mode	Test Channel	Verdict
11NSISO40	HCH	PASS

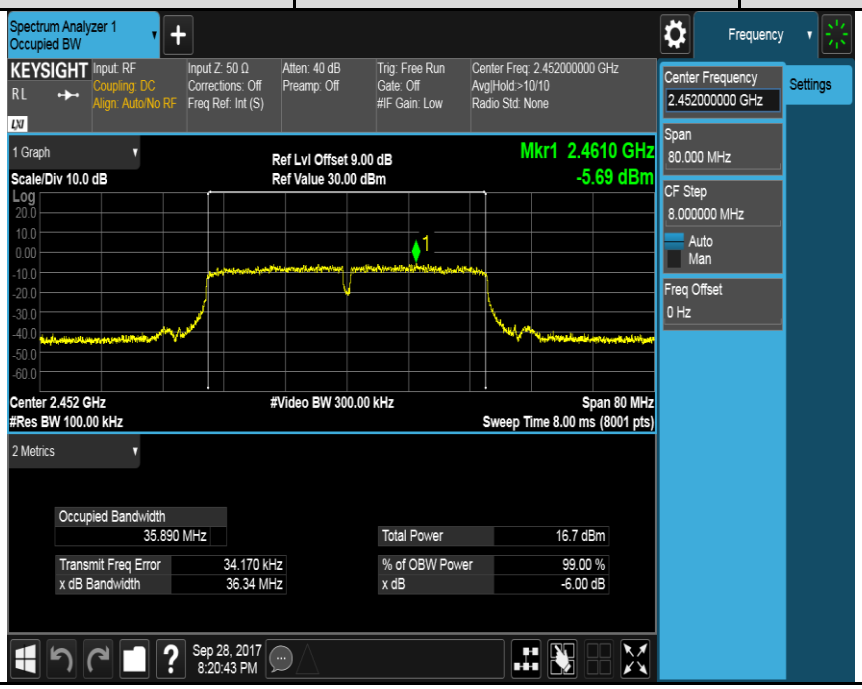

This report shall not be reproduced except in full, without the written approval of UL Verification Services (Guangzhou) Co., Ltd, Song Shan Lake Branch.

6.3. PEAK CONDUCTED OUTPUT POWER

LIMITS

FCC Part15 (15.247) , Subpart C			
Section	Test Item	Limit	Frequency Range (MHz)
FCC 15.247(b)(3)	Peak Output Power	1 watt or 30dBm	2400-2483.5

TEST PROCEDURE

Refer to FCC KDB 558074

TEST SETUP

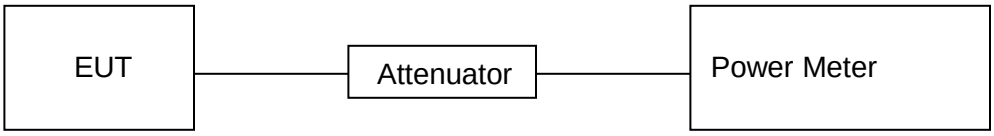

This report shall not be reproduced except in full, without the written approval of UL Verification Services (Guangzhou) Co., Ltd, Song Shan Lake Branch.

RESULTS

Test Mode	Test Channel	Maximum Peak Conducted Output Power(dBm)	EIRP (dBm)	Result
11B	LCH	17.57	19.57	Pass
	MCH	17.86	19.86	Pass
	HCH	18.00	20.00	Pass
11G	LCH	15.93	17.93	Pass
	MCH	16.38	18.38	Pass
	HCH	16.59	18.59	Pass
11N20SISO	LCH	16.81	18.81	Pass
	MCH	17.52	19.52	Pass
	HCH	17.56	19.56	Pass
11N40SISO	LCH	17.22	19.22	Pass
	MCH	17.25	19.25	Pass
	HCH	17.41	19.41	Pass

This report shall not be reproduced except in full, without the written approval of UL Verification Services (Guangzhou) Co., Ltd, Song Shan Lake Branch.

6.4. POWER SPECTRAL DENSITY

LIMITS

FCC Part15 (15.247) , Subpart C			
Section	Test Item	Limit	Frequency Range (MHz)
FCC §15.247 (e)	Power Spectral Density	8 dBm in any 3 kHz band	2400-2483.5

TEST PROCEDURE

Refer to FCC KDB 558074, connect the UUT to the spectrum analyser and use the following settings:

Center Frequency	The centre frequency of the channel under test
Detector	Peak
RBW	3 kHz ≤ RBW ≤100 kHz
VBW	≥3 × RBW
Span	1.5 x DTS bandwidth
Trace	Max hold
Sweep time	Auto couple.

Allow trace to fully stabilize and use the peak marker function to determine the maximum amplitude level within the RBW.
If measured value exceeds limit, reduce RBW (no less than 3 kHz) and repeat.

TEST SETUP

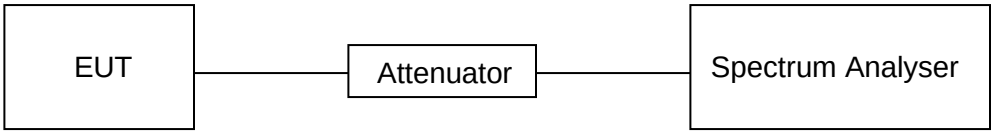

This report shall not be reproduced except in full, without the written approval of UL Verification Services (Guangzhou) Co., Ltd, Song Shan Lake Branch.

RESULTS

Test Mode	Test Channel	Maximum Peak power spectral density (dBm)	Result
11B	LCH	-0.37	Pass
	MCH	0.47	Pass
	HCH	0.51	Pass
11G	LCH	-7.89	Pass
	MCH	-7.40	Pass
	HCH	-7.17	Pass
11N20SISO	LCH	-8.25	Pass
	MCH	-7.09	Pass
	HCH	-7.30	Pass
11N40SISO	LCH	-10.61	Pass
	MCH	-10.46	Pass
	HCH	-10.21	Pass

This report shall not be reproduced except in full, without the written approval of UL Verification Services (Guangzhou) Co., Ltd, Song Shan Lake Branch.

Test Graphs:

Test Mode	Test Channel	Verdict
11B	LCH	PASS

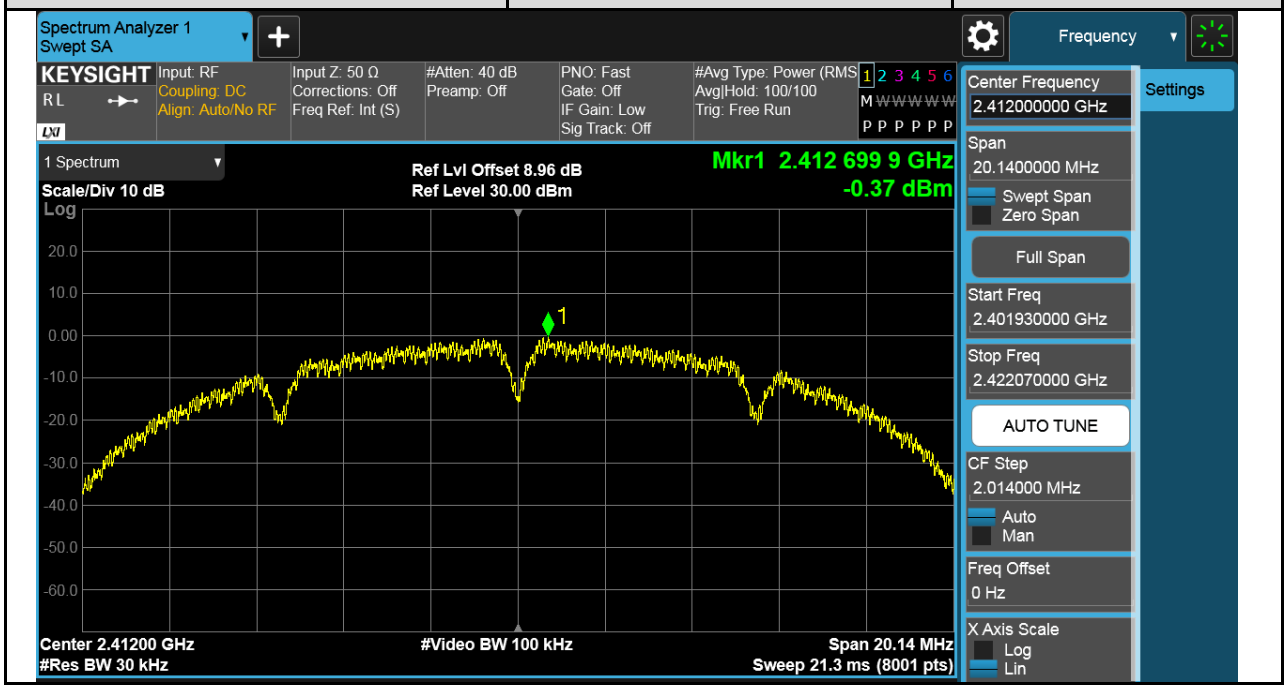

Test Mode	Test Channel	Verdict
11B	MCH	PASS

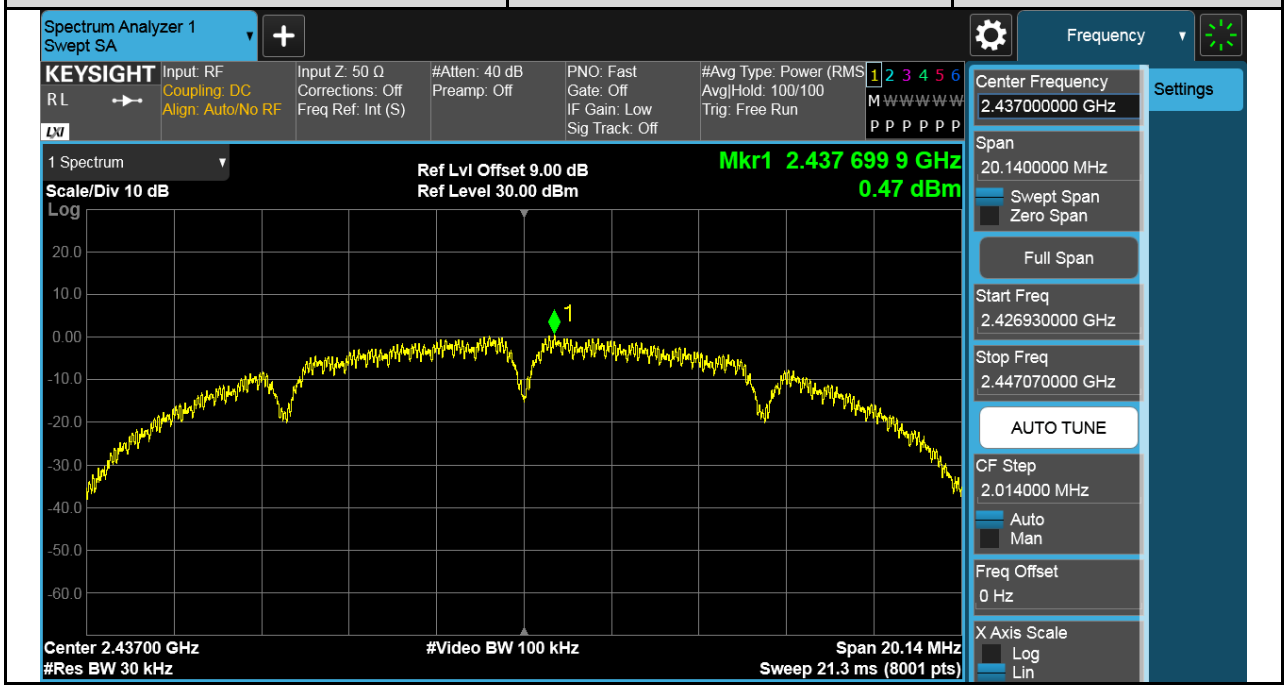

This report shall not be reproduced except in full, without the written approval of UL Verification Services (Guangzhou) Co., Ltd, Song Shan Lake Branch.

Test Mode	Test Channel	Verdict
11B	HCH	PASS

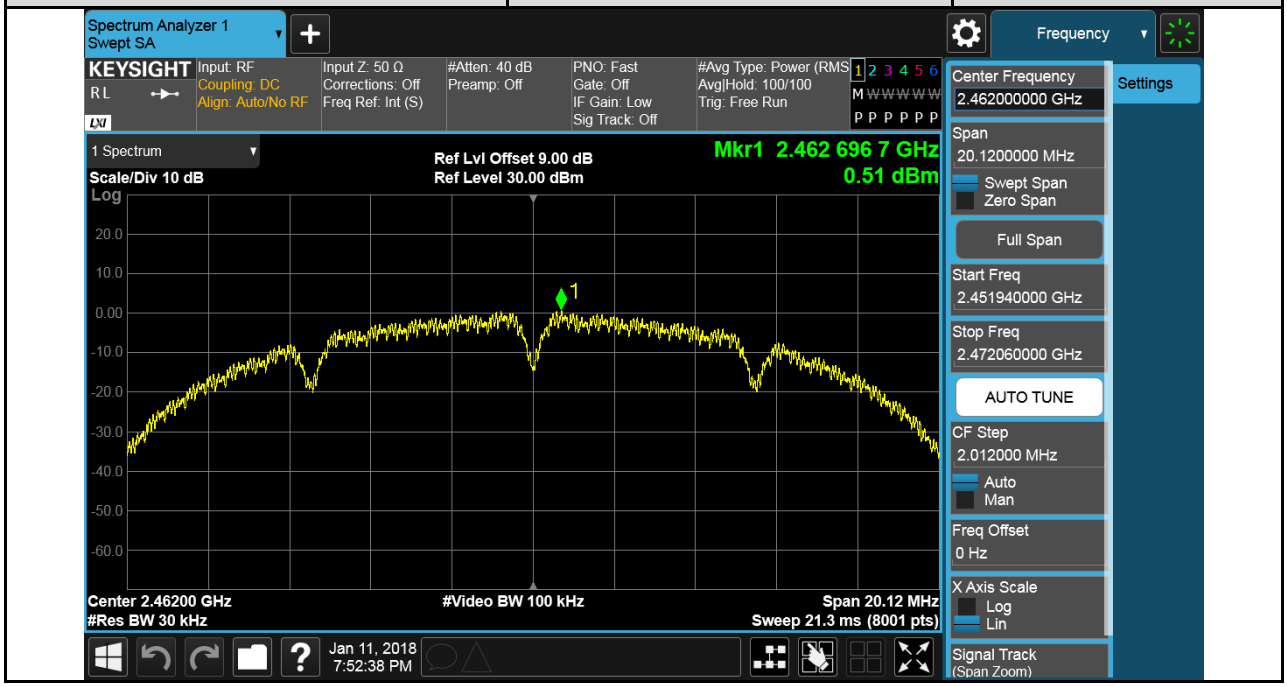

Test Mode	Test Channel	Verdict
11G	LCH	PASS

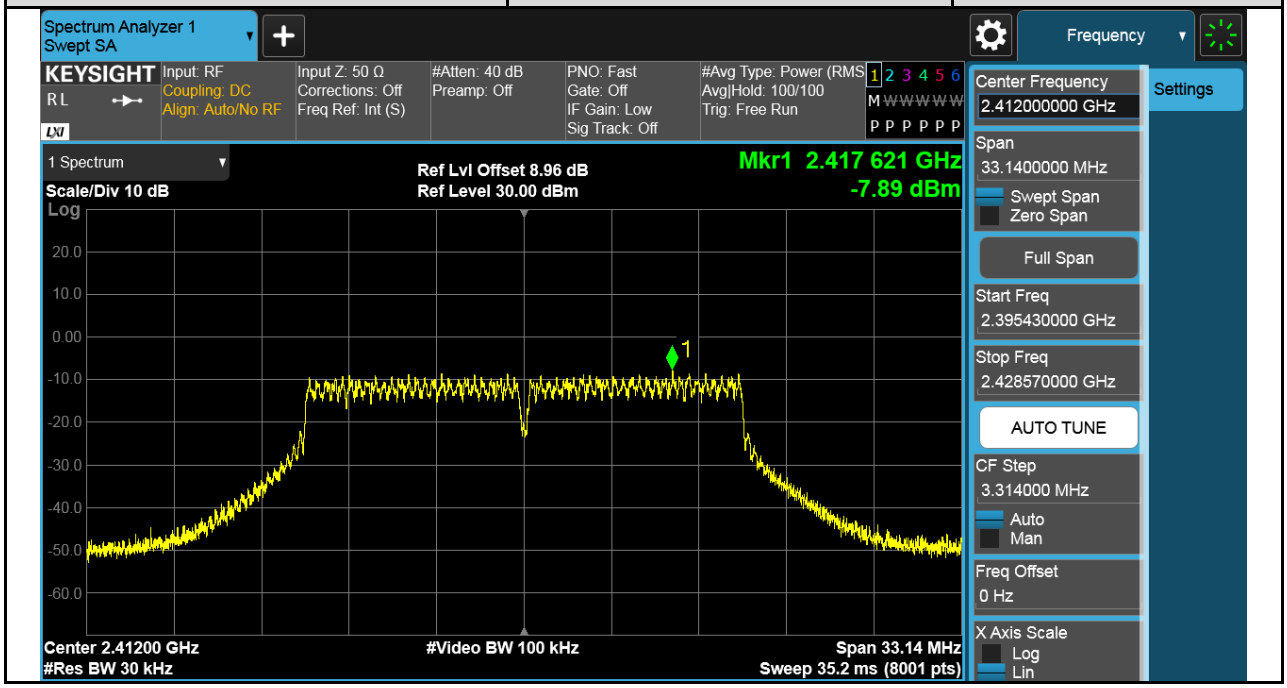

This report shall not be reproduced except in full, without the written approval of UL Verification Services (Guangzhou) Co., Ltd, Song Shan Lake Branch.

Test Mode	Test Channel	Verdict
11G	MCH	PASS

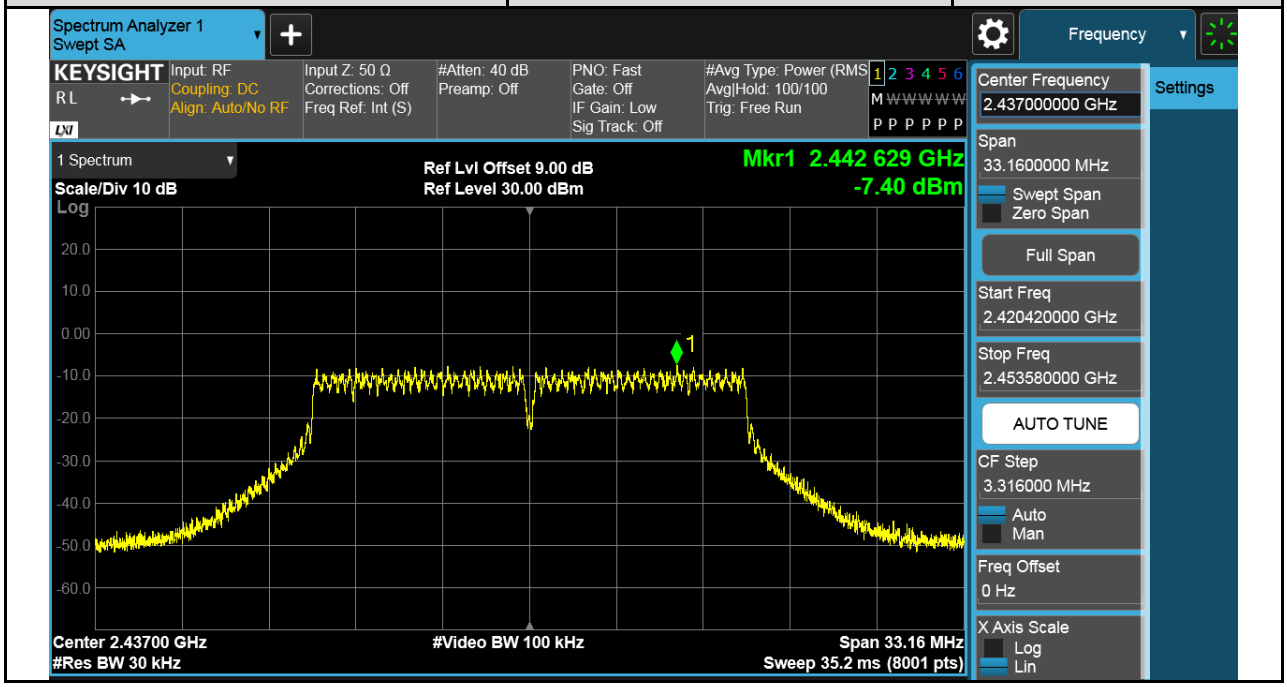

Test Mode	Test Channel	Verdict
11G	HCH	PASS

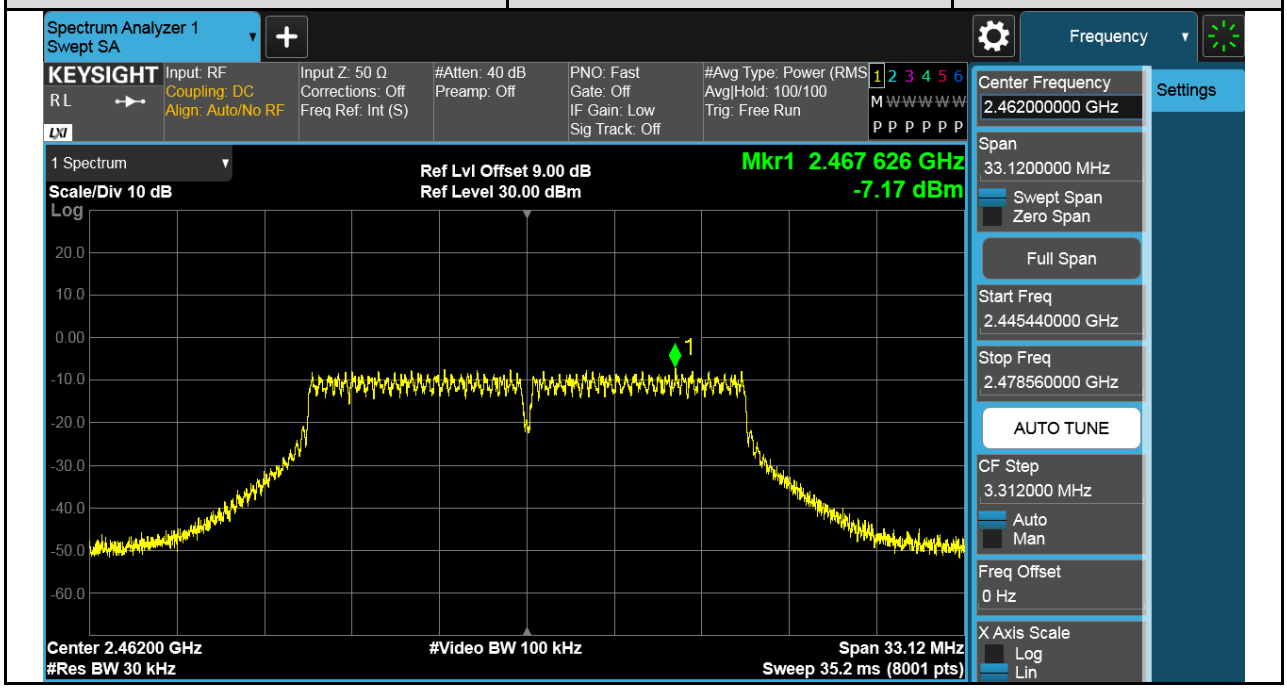

This report shall not be reproduced except in full, without the written approval of UL Verification Services (Guangzhou) Co., Ltd, Song Shan Lake Branch.

Test Mode	Test Channel	Verdict
11NSISO20	LCH	PASS

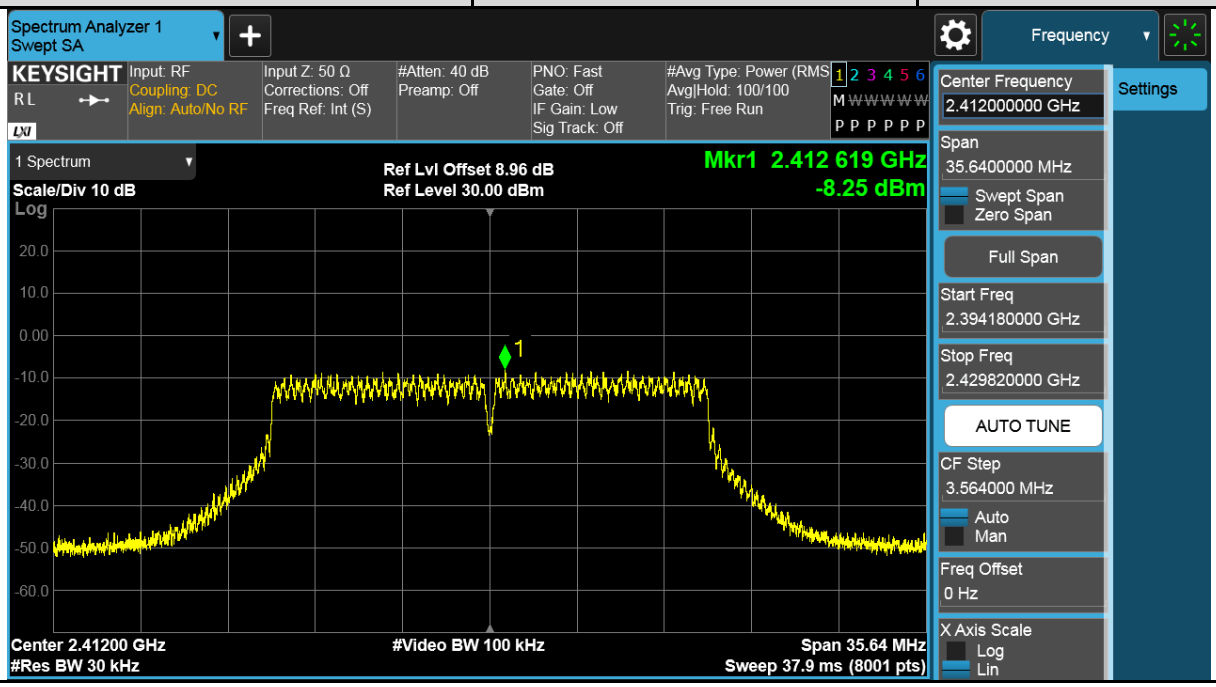

Test Mode	Test Channel	Verdict
11NSISO20	MCH	PASS

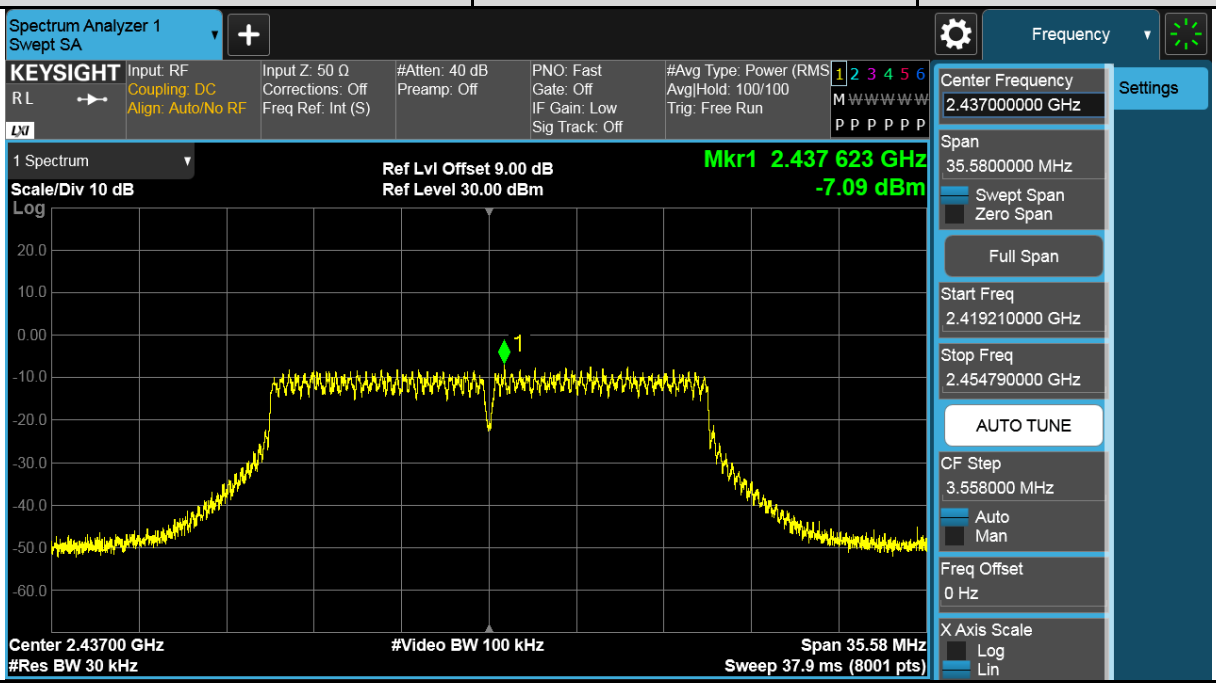

This report shall not be reproduced except in full, without the written approval of UL Verification Services (Guangzhou) Co., Ltd, Song Shan Lake Branch.

Test Mode	Test Channel	Verdict
11NSISO20	HCH	PASS

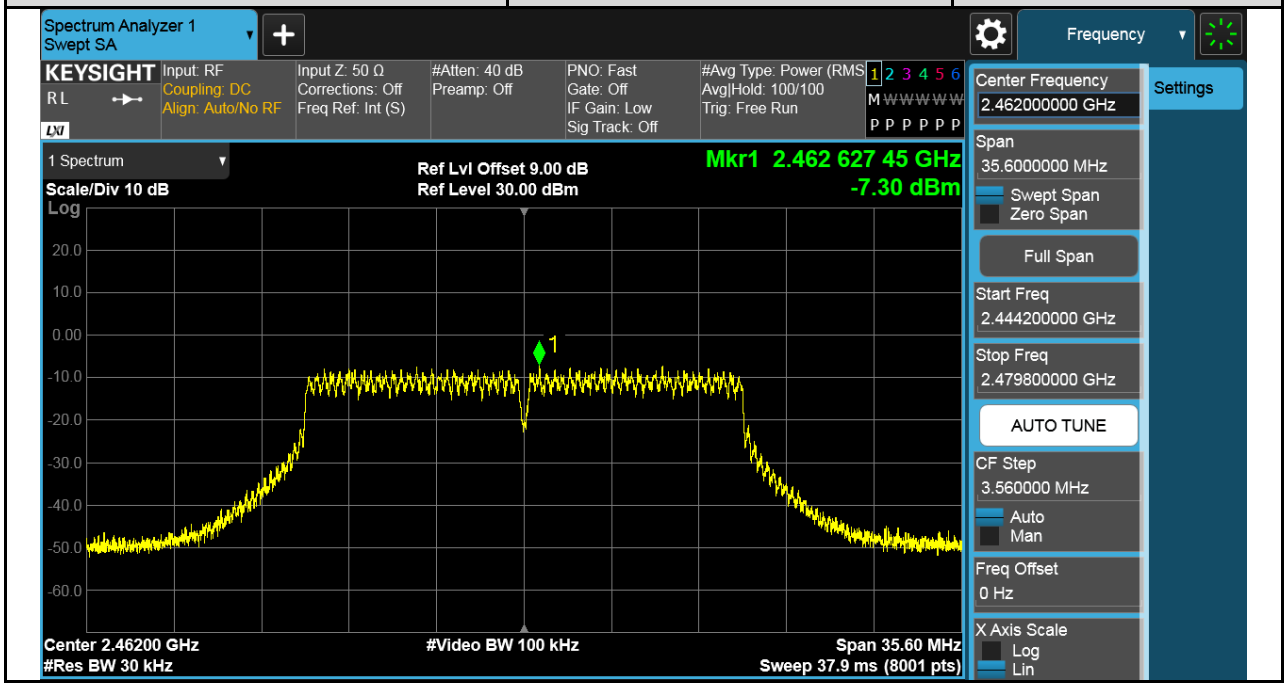

Test Mode	Test Channel	Verdict
11NSISO40	LCH	PASS

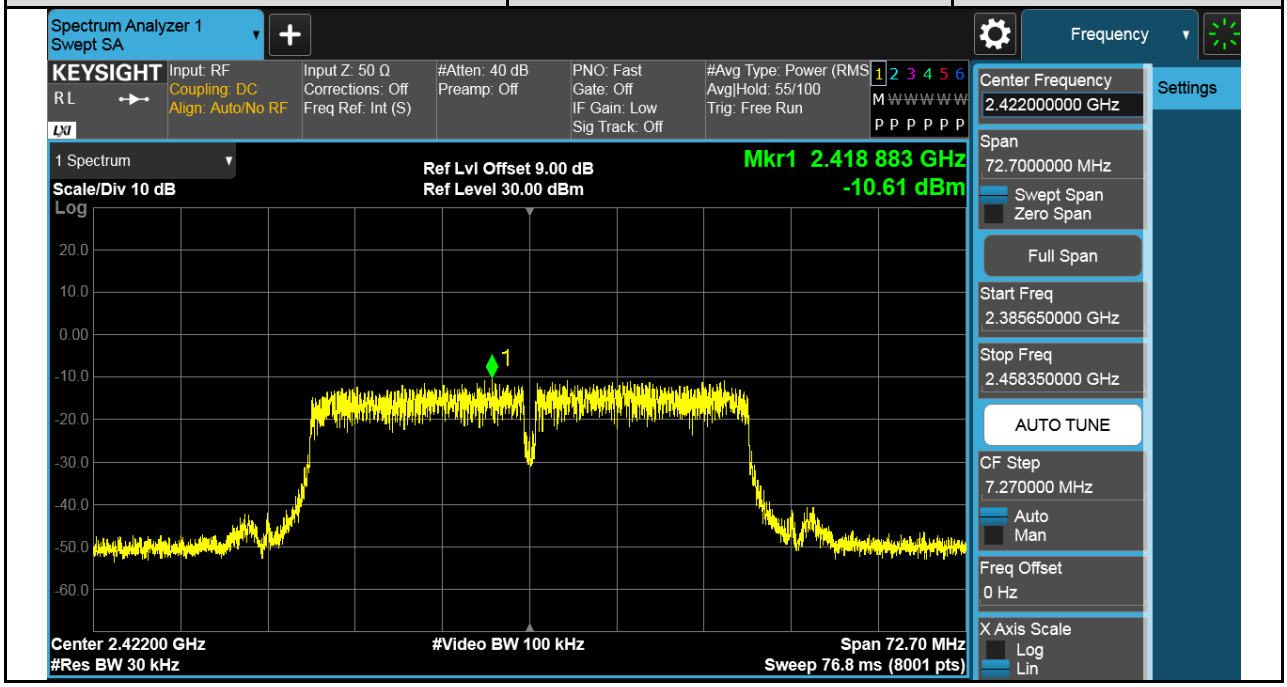

This report shall not be reproduced except in full, without the written approval of UL Verification Services (Guangzhou) Co., Ltd, Song Shan Lake Branch.

Test Mode	Test Channel	Verdict
11NSISO40	MCH	PASS

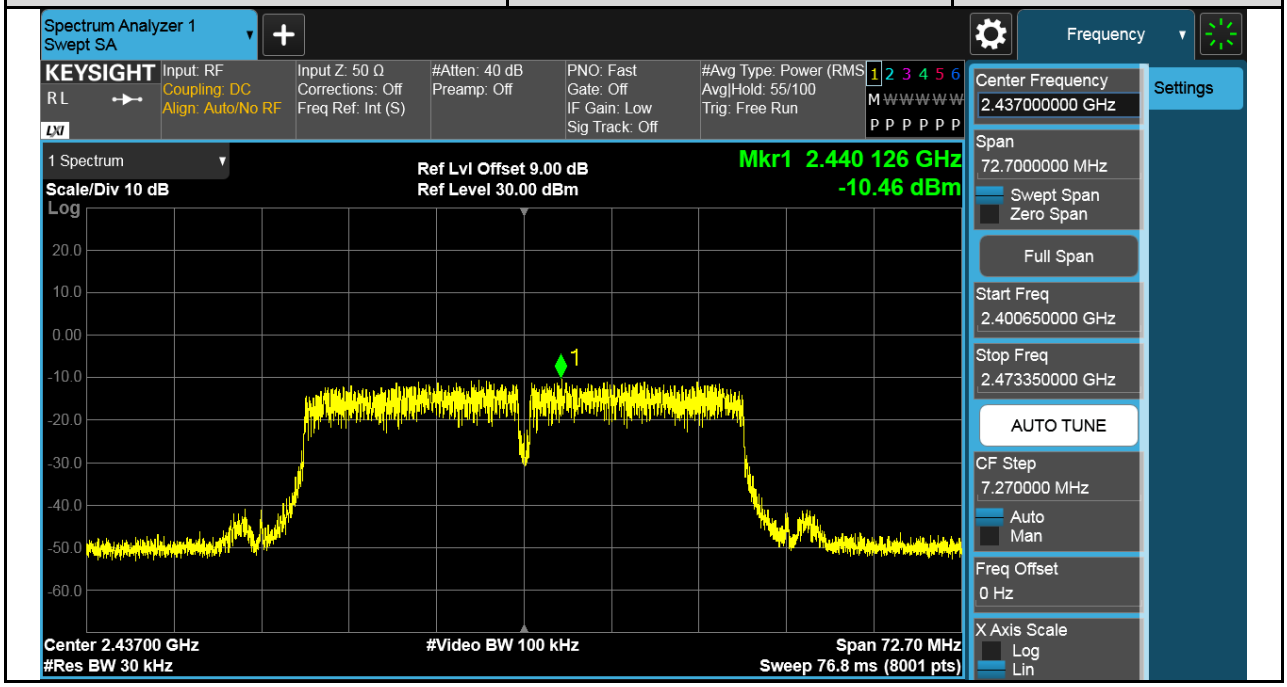

Test Mode	Test Channel	Verdict
11NSISO40	HCH	PASS

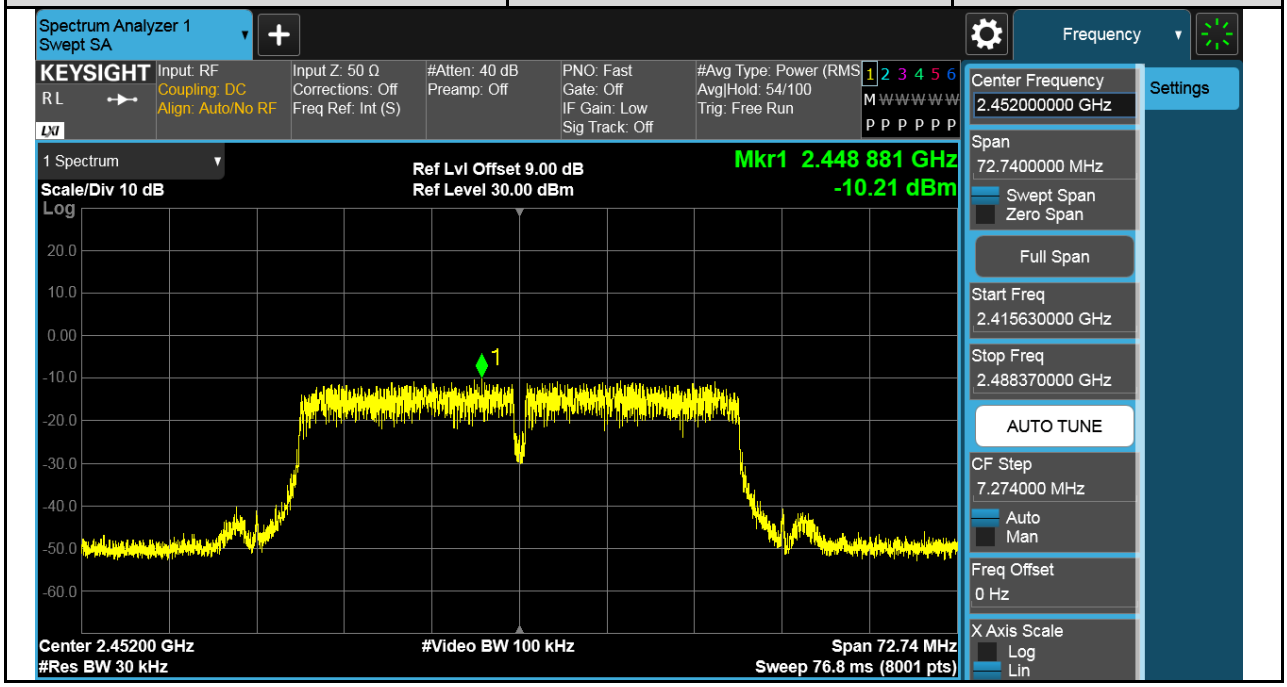

This report shall not be reproduced except in full, without the written approval of UL Verification Services (Guangzhou) Co., Ltd, Song Shan Lake Branch.

6.5. CONDUCTED BANDEDGE AND SPURIOUS EMISSIONS

LIMITS

FCC Part15 (15.247) , Subpart C		
Section	Test Item	Limit
FCC §15.247 (d)	Conducted Bandedge and Spurious Emissions	at least 20 dB below that in the 100 kHz bandwidth within the band that contains the highest level of the desired power

TEST PROCEDURE

Refer to FCC KDB 558074, connect the UUT to the spectrum analyser and use the following

Center Frequency	The centre frequency of the channel under test
Detector	Peak
RBW	100K
VBW	≥3 × RBW
Span	1.5 x DTS bandwidth
Trace	Max hold
Sweep time	Auto couple.

settings:

Use the peak marker function to determine the maximum PSD level.

Span	Set the center frequency and span to encompass frequency range to be measured
Detector	Peak
RBW	100K
VBW	≥3 × RBW
measurement points	≥span/RBW
Trace	Max hold
Sweep time	Auto couple.

Use the peak marker function to determine the maximum amplitude level**.**

TEST SETUP

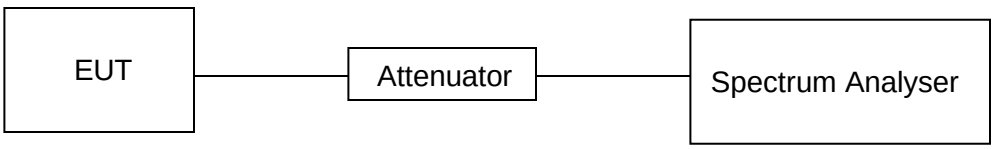

This report shall not be reproduced except in full, without the written approval of UL Verification Services (Guangzhou) Co., Ltd, Song Shan Lake Branch.

Part I :Conducted Bandedge

RESULTS TABLE

Test Mode	Test Channel	Carrier Power[dBm]	Max. Spurious Level [dBm]	Limit [dBm]	Verdict
11B	2412	5.175	-41.298	-14.83	PASS
11B	2462	5.579	-40.804	-14.42	PASS
11G	2412	-5.137	-40.655	-25.14	PASS
11G	2462	-4.563	-41.402	-24.56	PASS
11N20SISO	2412	-4.297	-40.744	-24.3	PASS
11N20SISO	2462	-3.423	-39.980	-23.42	PASS
11N40SISO	2422	-6.085	-41.023	-26.09	PASS
11N40SISO	2452	-5.978	-41.047	-25.98	PASS

This report shall not be reproduced except in full, without the written approval of UL Verification Services (Guangzhou) Co., Ltd, Song Shan Lake Branch.

TEST GRAPHS

Test Mode	Test Channel	Verdict
11B	LCH	PASS

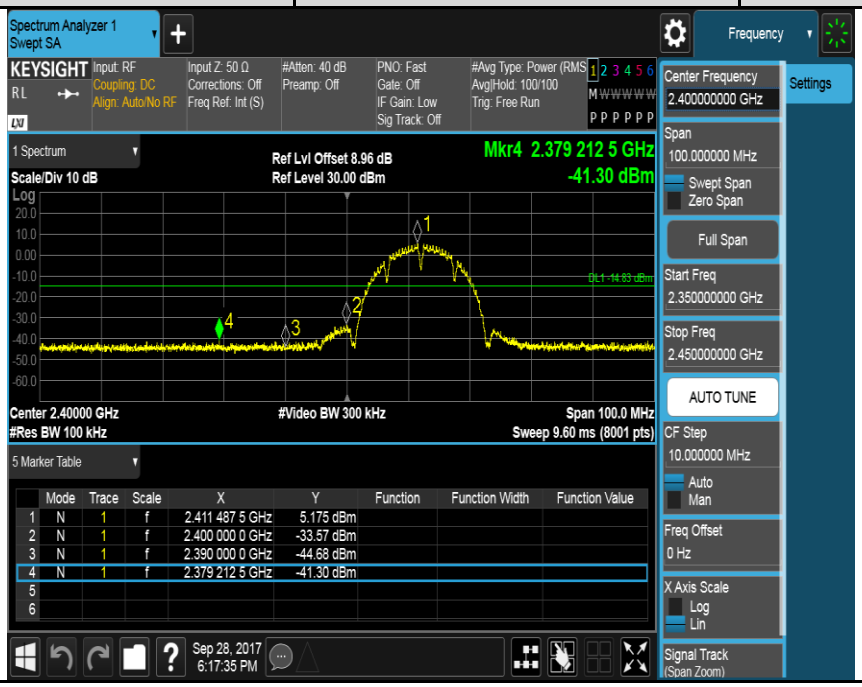

Test Mode	Test Channel	Verdict
11B	HCH	PASS

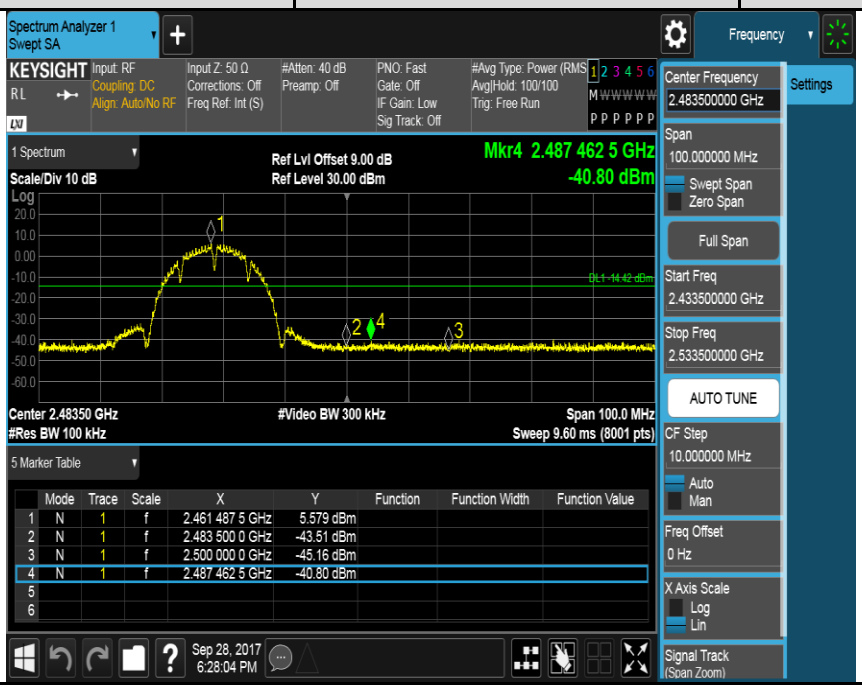

This report shall not be reproduced except in full, without the written approval of UL Verification Services (Guangzhou) Co., Ltd, Song Shan Lake Branch.

Test Mode	Test Channel	Verdict
11G	LCH	PASS

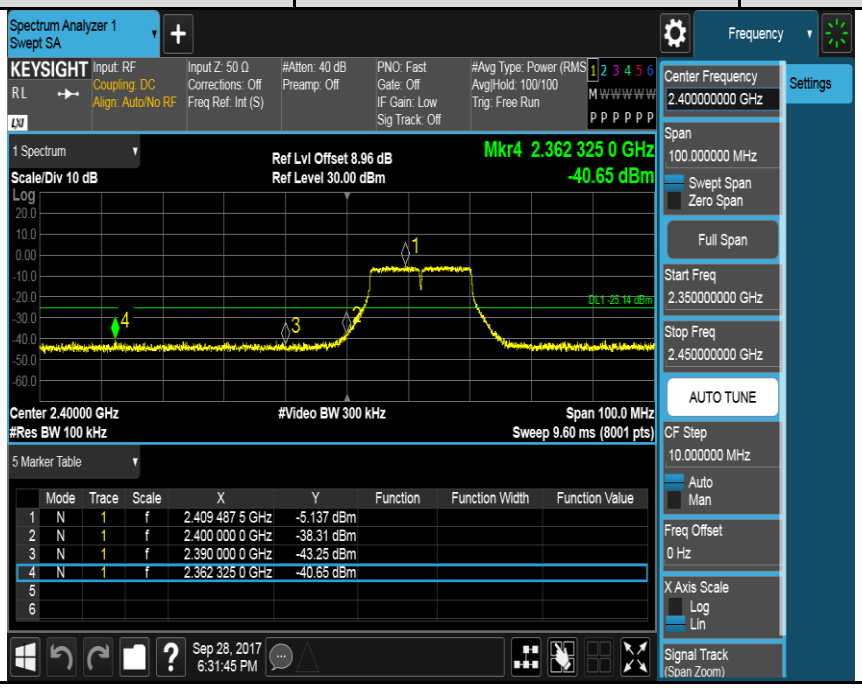

Test Mode	Test Channel	Verdict
11G	HCH	PASS

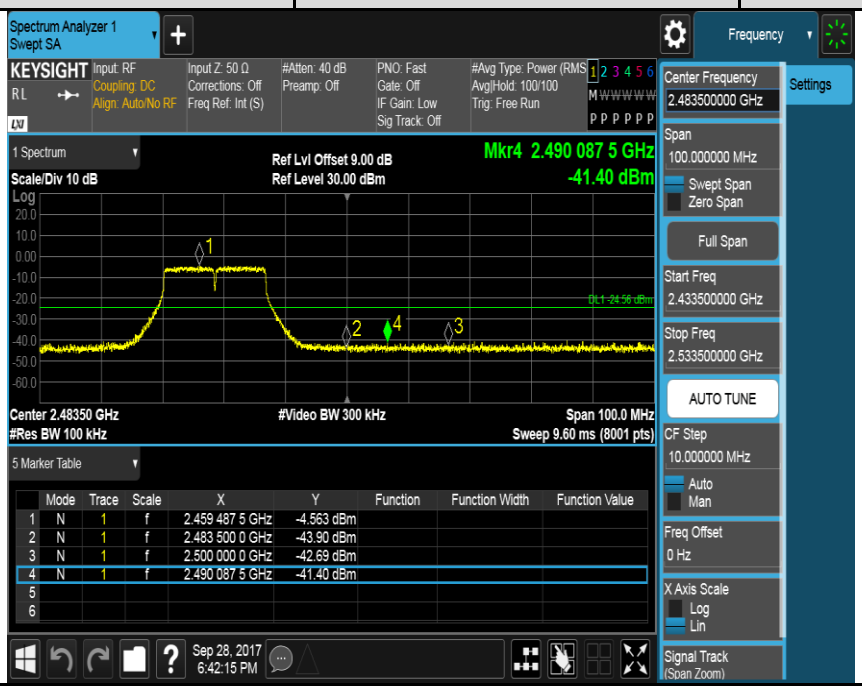

This report shall not be reproduced except in full, without the written approval of UL Verification Services (Guangzhou) Co., Ltd, Song Shan Lake Branch.

Test Mode	Test Channel	Verdict
11NSISO20	LCH	PASS

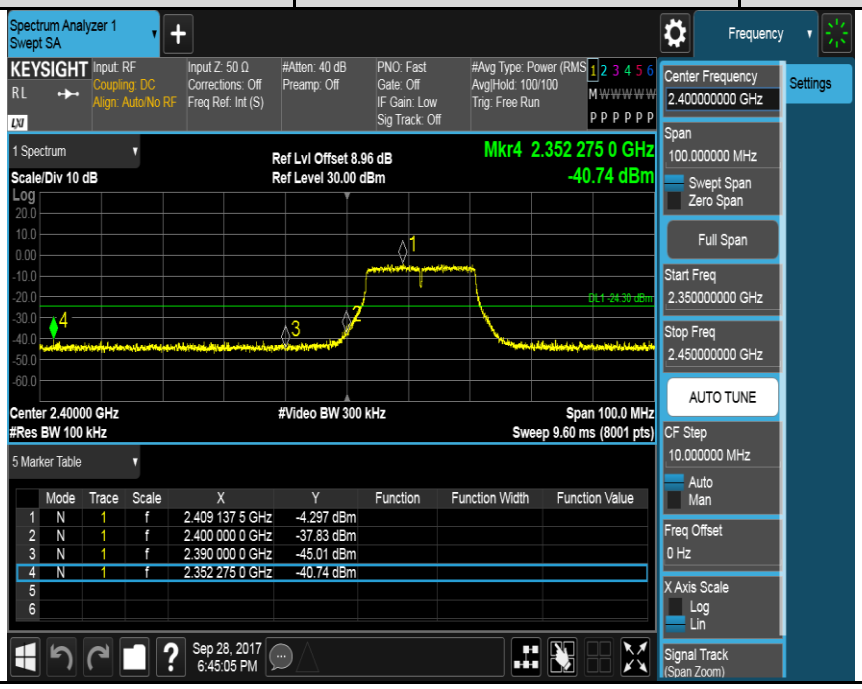

Test Mode	Test Channel	Verdict
11NSISO20	HCH	PASS

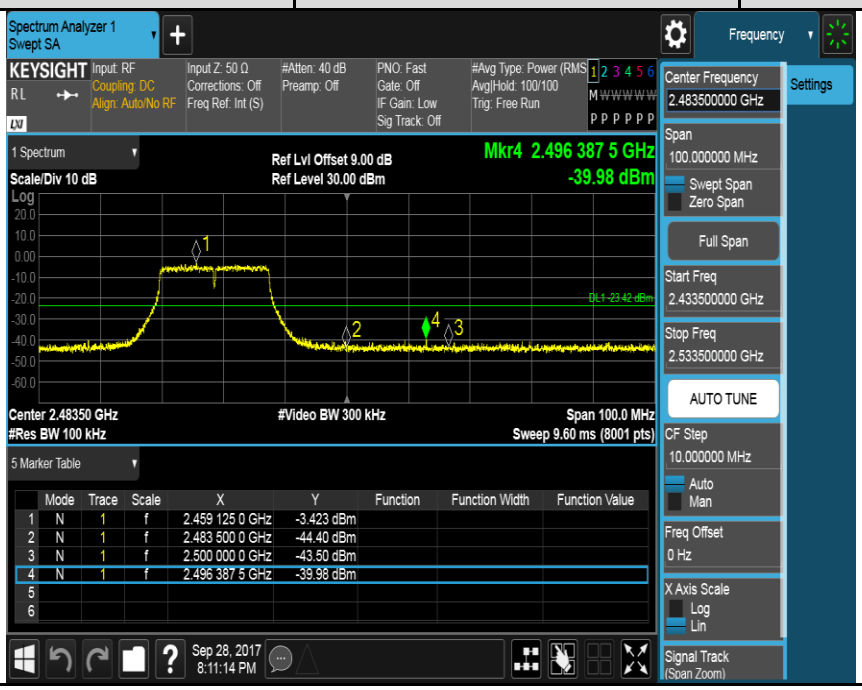

This report shall not be reproduced except in full, without the written approval of UL Verification Services (Guangzhou) Co., Ltd, Song Shan Lake Branch.

Test Mode	Test Channel	Verdict
11NSISO40	LCH	PASS

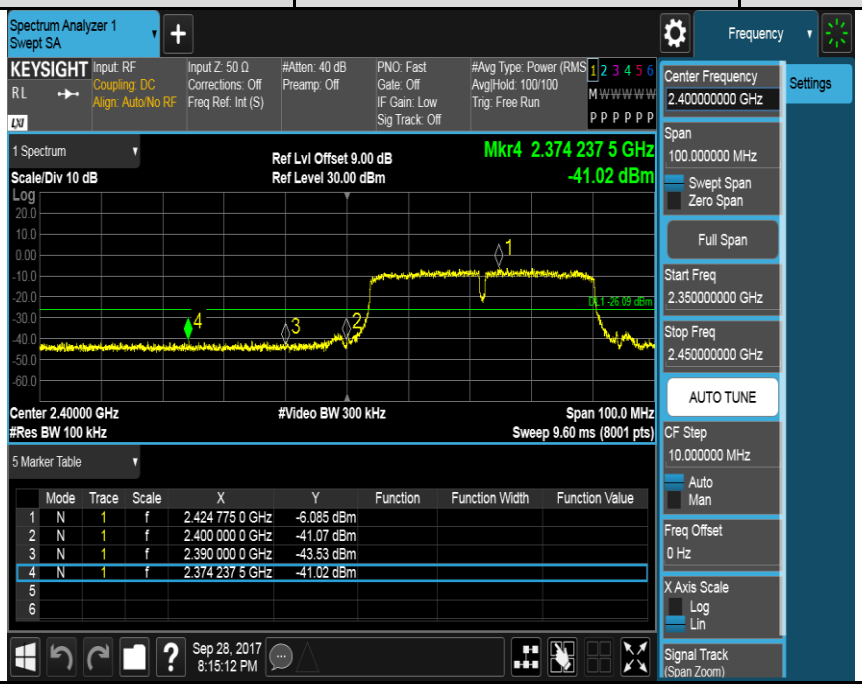

Test Mode	Test Channel	Verdict
11NSISO40	HCH	PASS

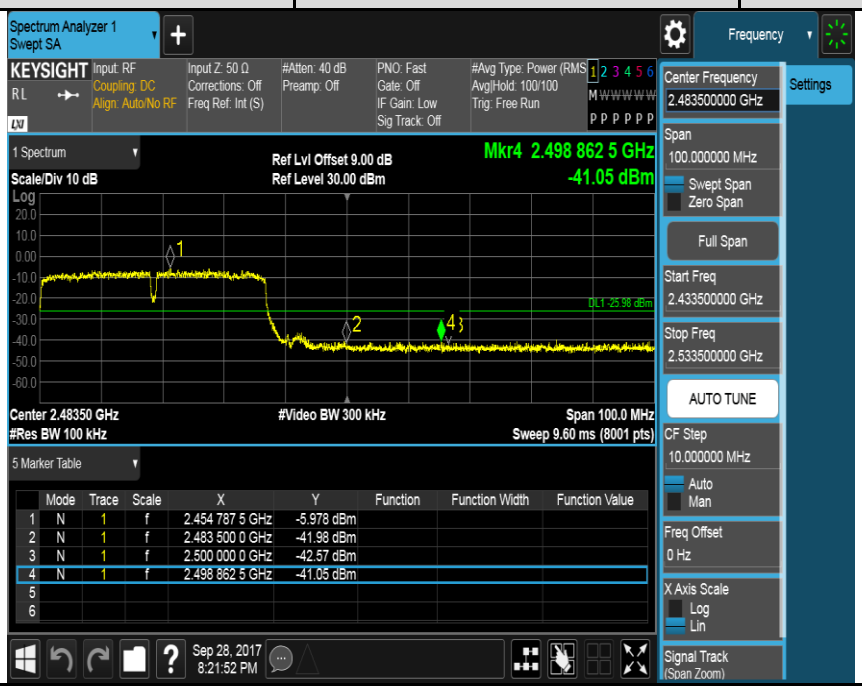

This report shall not be reproduced except in full, without the written approval of UL Verification Services (Guangzhou) Co., Ltd, Song Shan Lake Branch.

Part II :Conducted Emission

Test Result Table

Test Mode	Channel	Pref(dBm)	Puw(dBm)	Verdict
11B	LCH	5.084	<Limit	PASS
	MCH	5.35	<Limit	PASS
	HCH	5.467	<Limit	PASS
11G	LCH	-5.177	<Limit	PASS
	MCH	-4.777	<Limit	PASS
	HCH	-4.616	<Limit	PASS
11NSISO20	LCH	-4.063	<Limit	PASS
	MCH	-3.58	<Limit	PASS
	HCH	-3.461	<Limit	PASS
11NSISO40	LCH	-6.113	<Limit	PASS
	MCH	-5.917	<Limit	PASS
	HCH	-6.172	<Limit	PASS

This report shall not be reproduced except in full, without the written approval of UL Verification Services (Guangzhou) Co., Ltd, Song Shan Lake Branch.

Test Plots

Test Mode	Channel	Verdict
11B	LCH	PASS

Pref test Plot

LCH SPURIOUS EMISSION

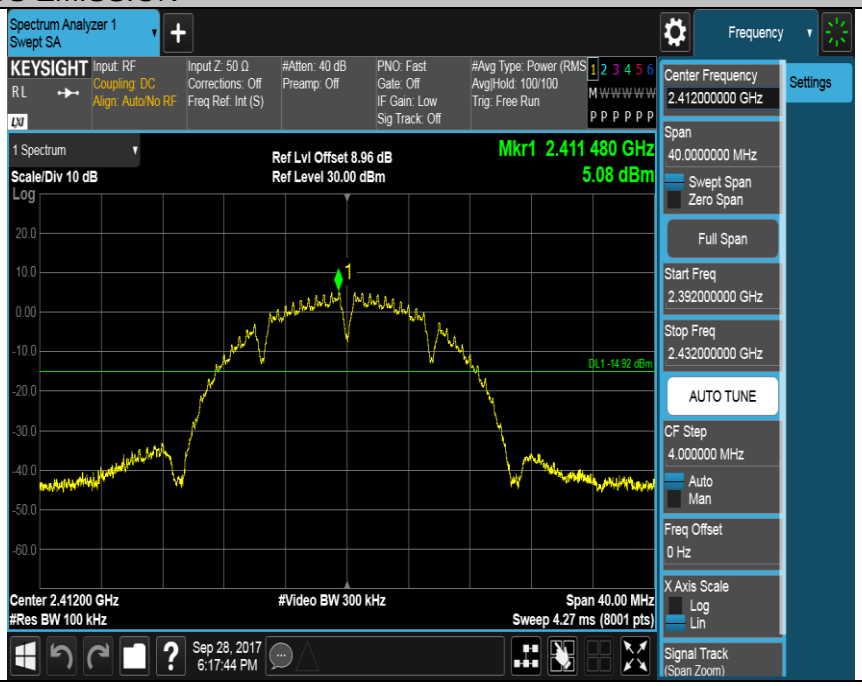

This report shall not be reproduced except in full, without the written approval of UL Verification Services (Guangzhou) Co., Ltd, Song Shan Lake Branch.

Puw test Plot

LCH SPURIOUS EMISSION_30MHz~10GHz

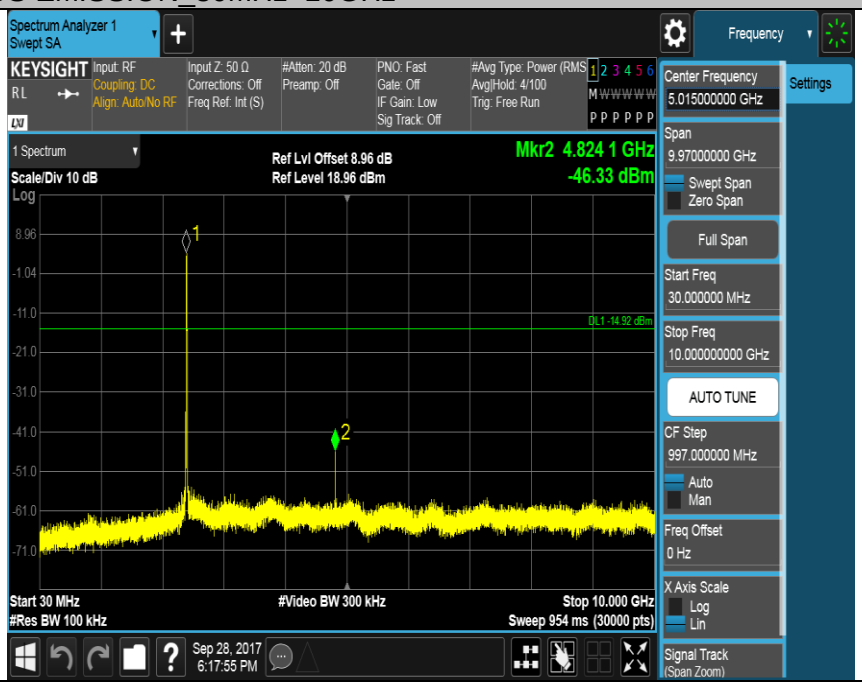

LCH SPURIOUS EMISSION_10GHz~26GHz

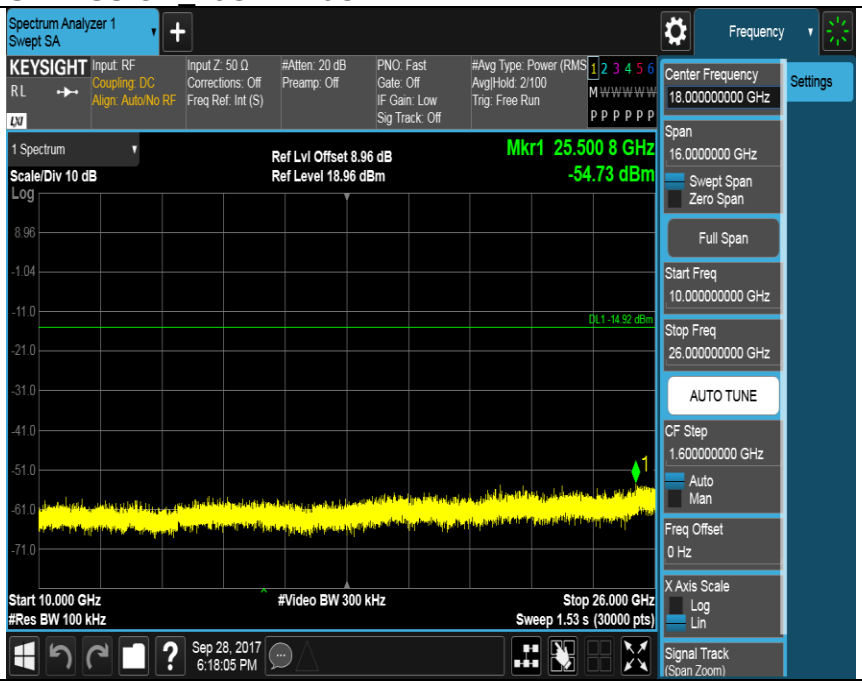

This report shall not be reproduced except in full, without the written approval of UL Verification Services (Guangzhou) Co., Ltd, Song Shan Lake Branch.

Test Mode	Channel	Verdict
11B	MCH	PASS

Pref test Plot

MCH SPURIOUS EMISSION

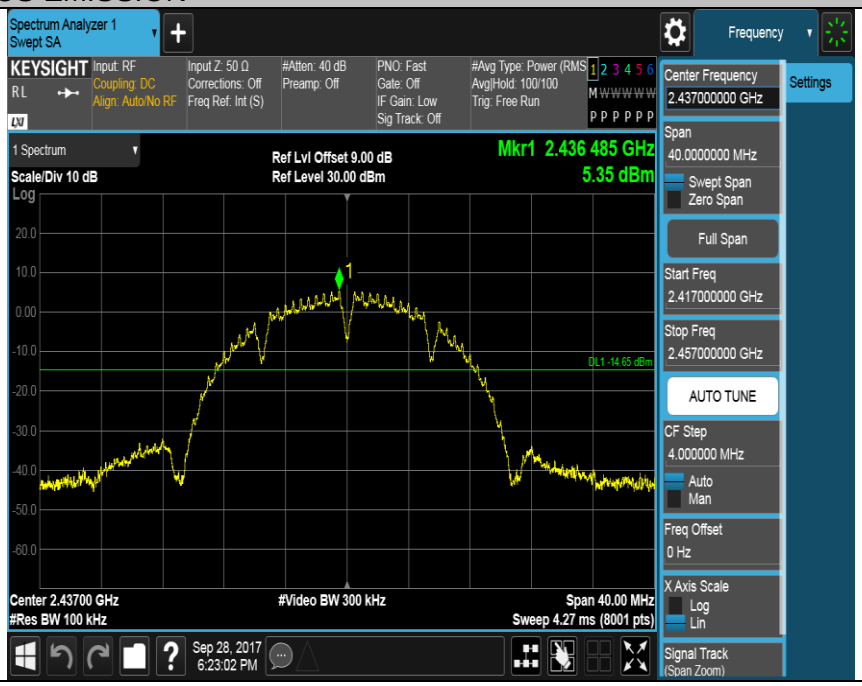

This report shall not be reproduced except in full, without the written approval of UL Verification Services (Guangzhou) Co., Ltd, Song Shan Lake Branch.

Puw test Plot

MCH SPURIOUS EMISSION_30MHz~10GHz

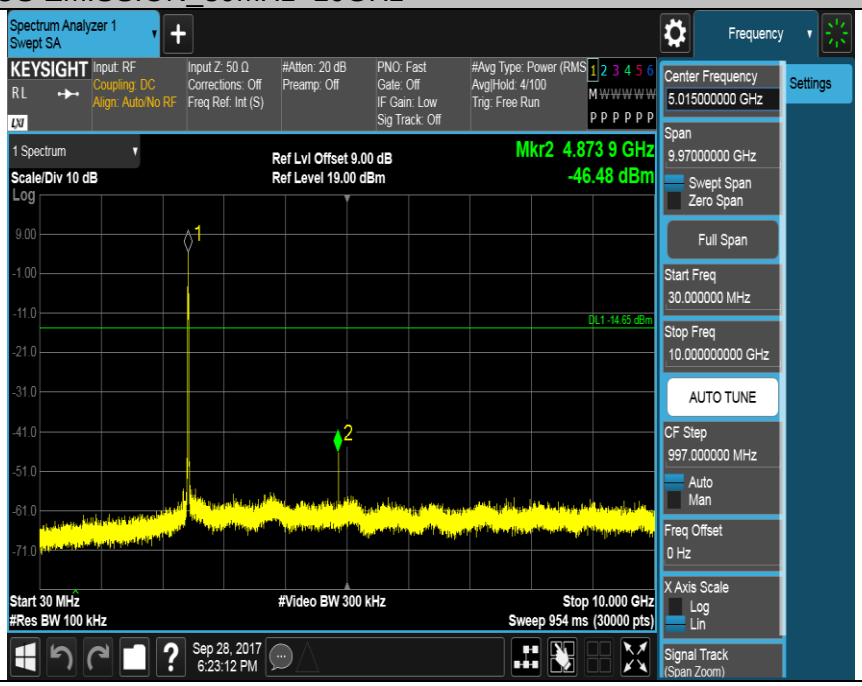

MCH SPURIOUS EMISSION_10GHz~26GHz

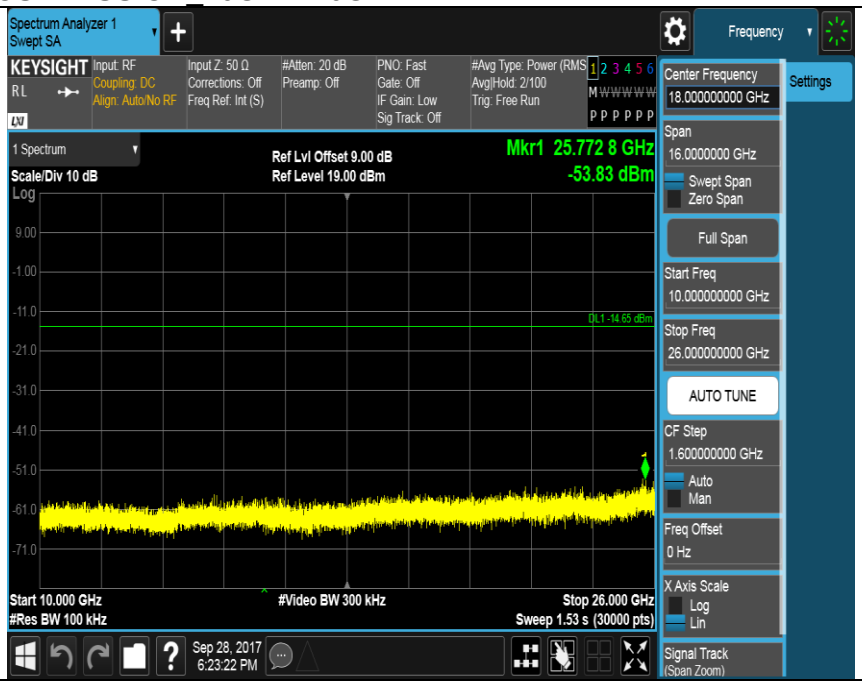

This report shall not be reproduced except in full, without the written approval of UL Verification Services (Guangzhou) Co., Ltd, Song Shan Lake Branch.

Test Mode	Channel	Verdict
11B	HCH	PASS

Pref test Plot

HCH SPURIOUS EMISSION

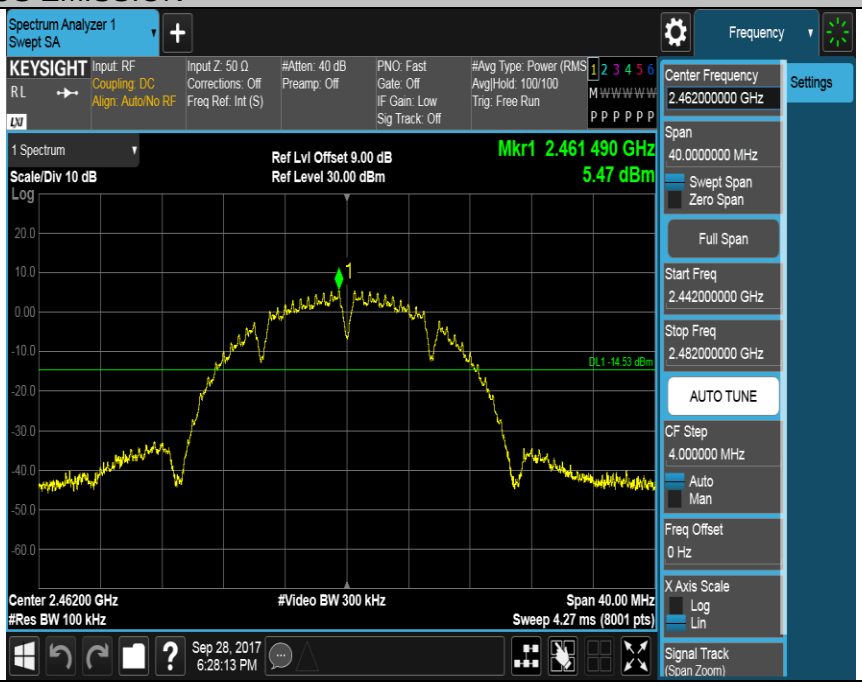

This report shall not be reproduced except in full, without the written approval of UL Verification Services (Guangzhou) Co., Ltd, Song Shan Lake Branch.

Puw test Plot

HCH SPURIOUS EMISSION_30MHz~10GHz

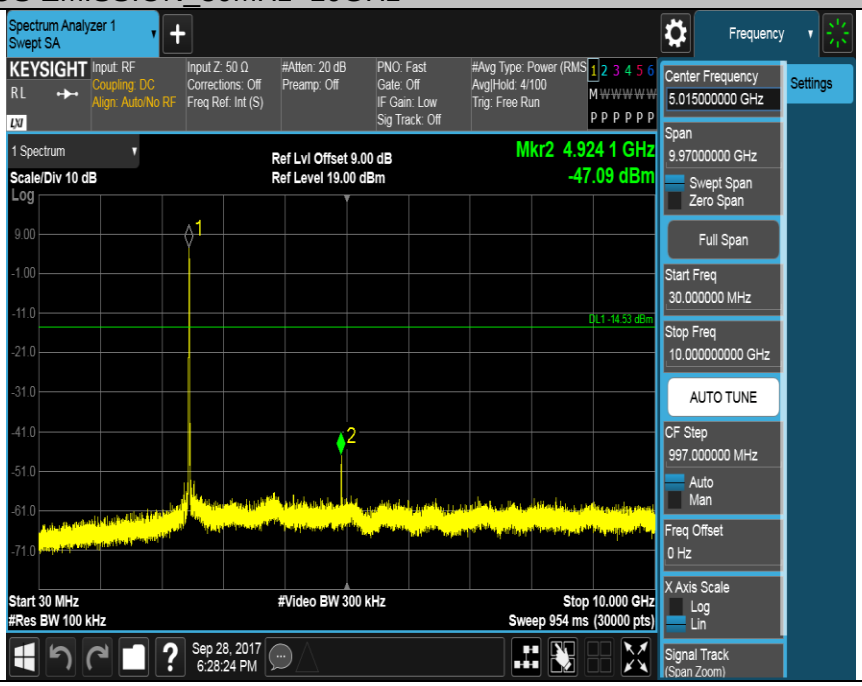

HCH SPURIOUS EMISSION_10GHz~26GHz

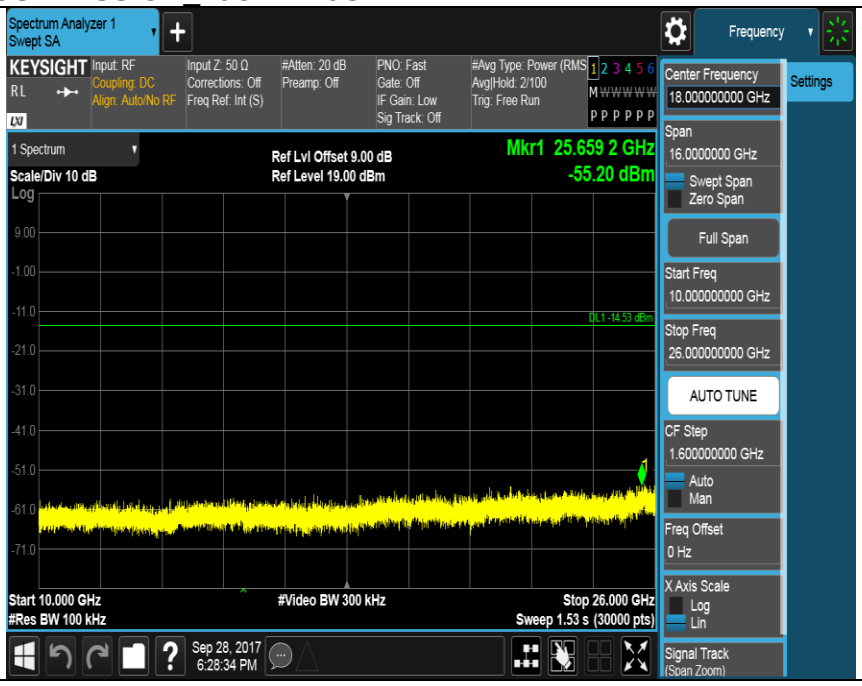

This report shall not be reproduced except in full, without the written approval of UL Verification Services (Guangzhou) Co., Ltd, Song Shan Lake Branch.

Test Mode	Channel	Verdict
11G	LCH	PASS

Pref test Plot

LCH SPURIOUS EMISSION

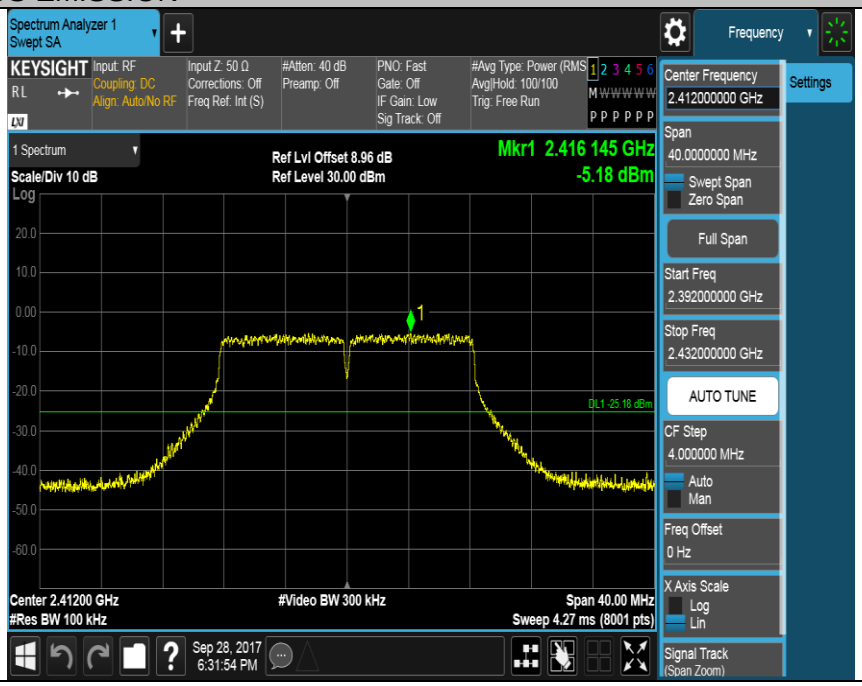

This report shall not be reproduced except in full, without the written approval of UL Verification Services (Guangzhou) Co., Ltd, Song Shan Lake Branch.

Puw test Plot

LCH SPURIOUS EMISSION_30MHz~10GHz

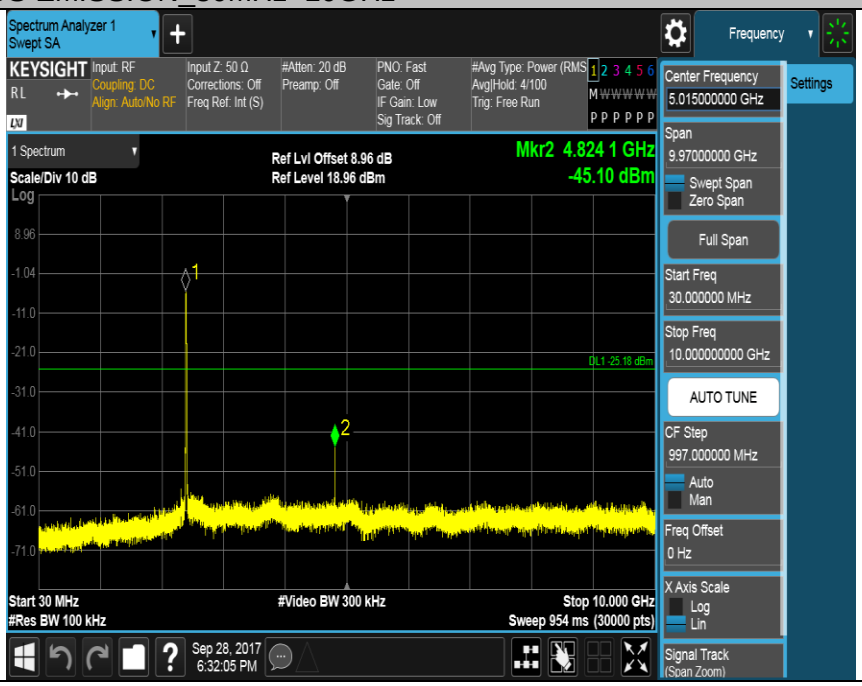

LCH SPURIOUS EMISSION_10GHz~26GHz

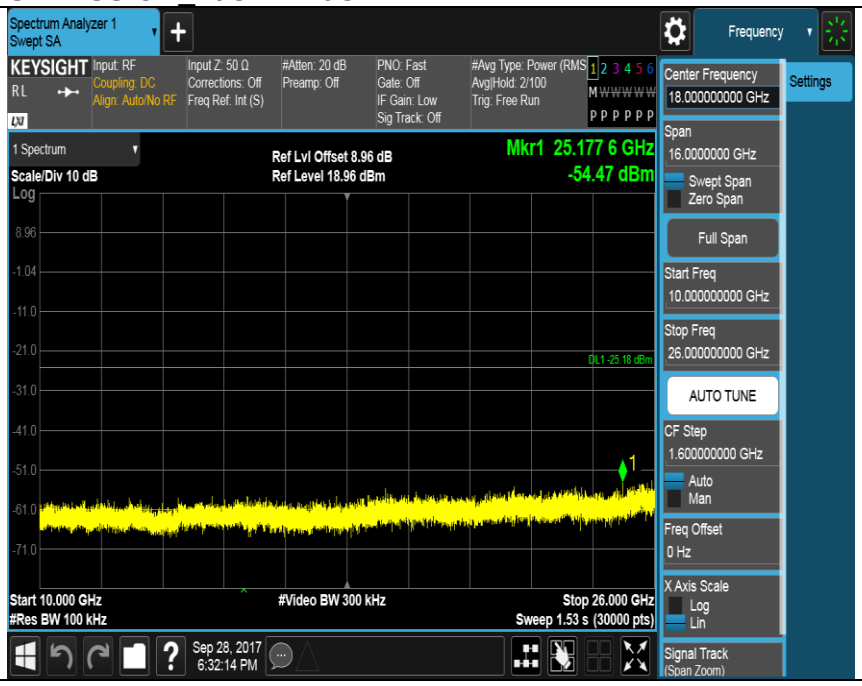

This report shall not be reproduced except in full, without the written approval of UL Verification Services (Guangzhou) Co., Ltd, Song Shan Lake Branch.