Channel 11 (2462MHz)	
100kHz PSD Reference Level	High Band Edge
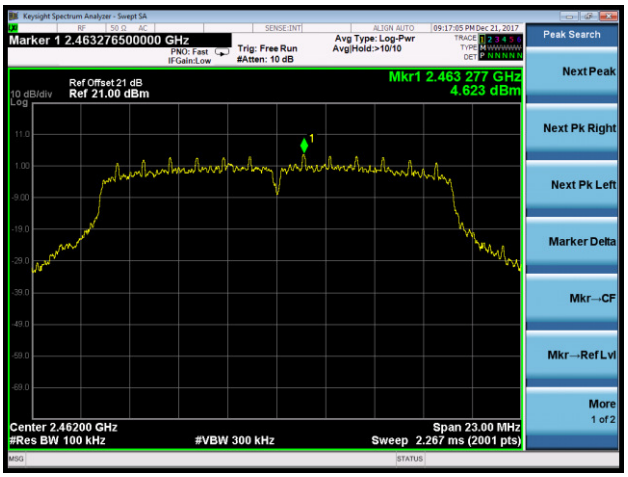	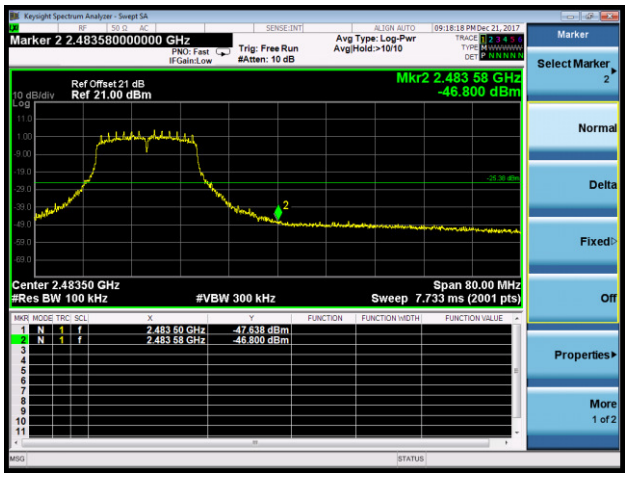
Spurious Emission	
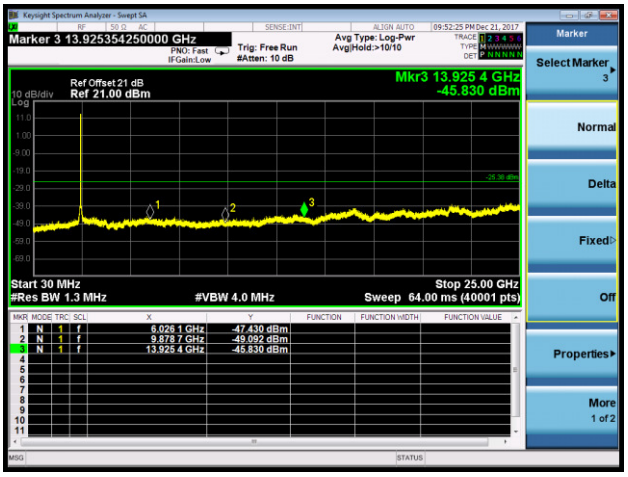	

802.11n-HT20 Out-of-Band Emissions

Channel 01 (2412MHz)

100kHz PSD Reference Level	Low Band Edge
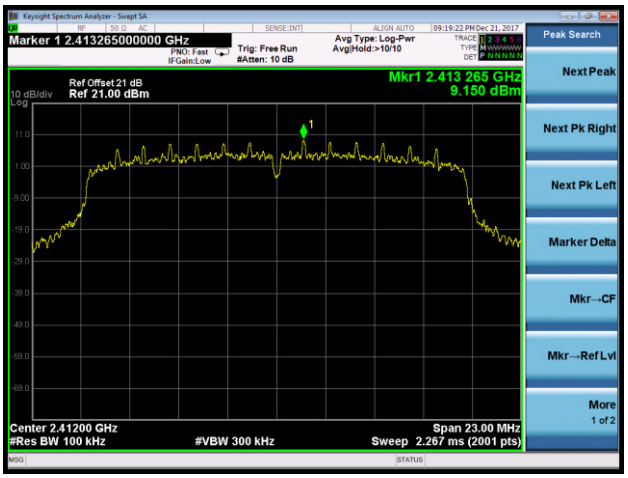	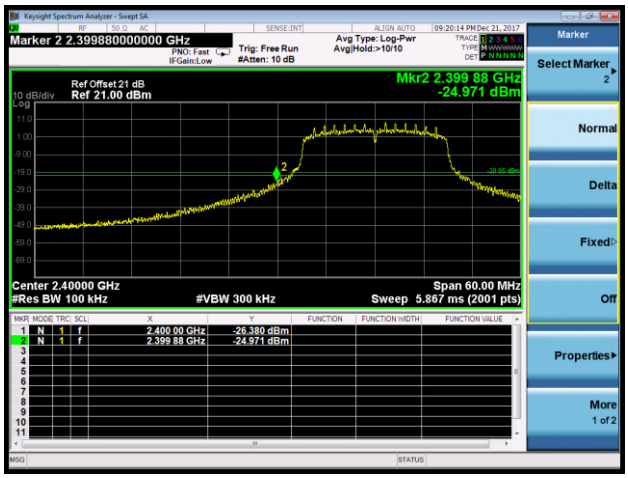

Spurious Emission	
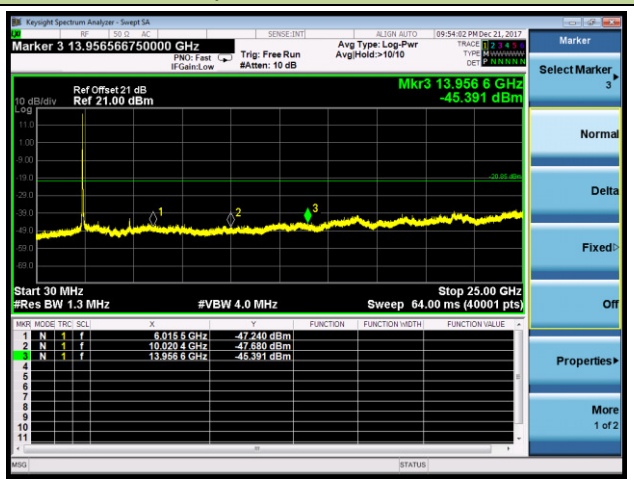	

Channel 06 (2437MHz)

100kHz PSD Reference Level	Spurious Emission
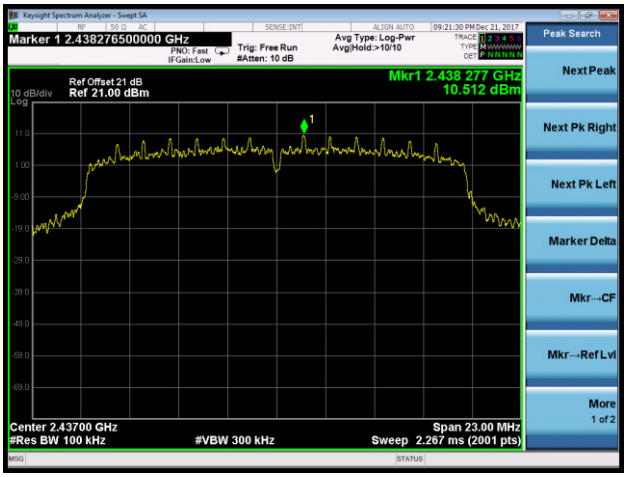	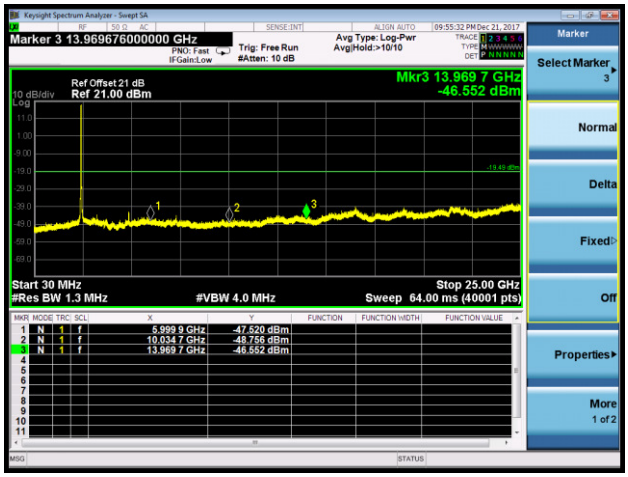

Channel 11 (2462MHz)	
100kHz PSD Reference Level	High Band Edge
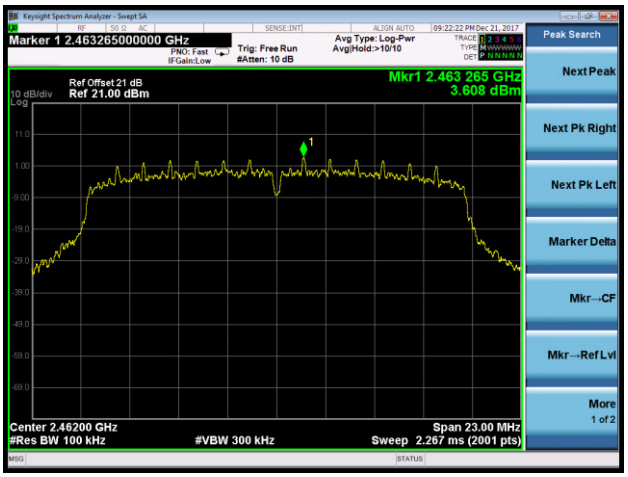	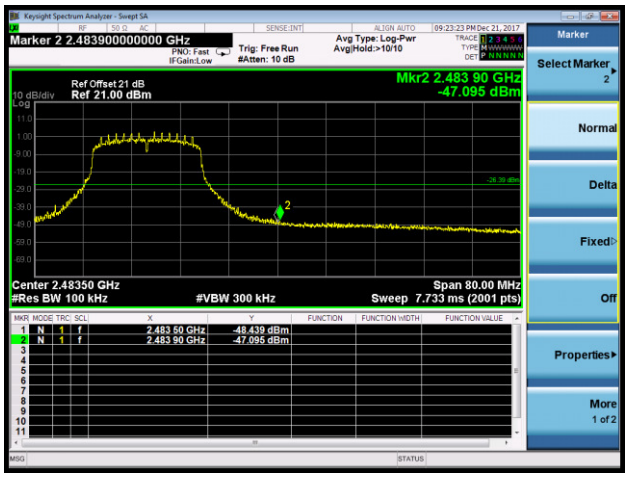
Spurious Emission	
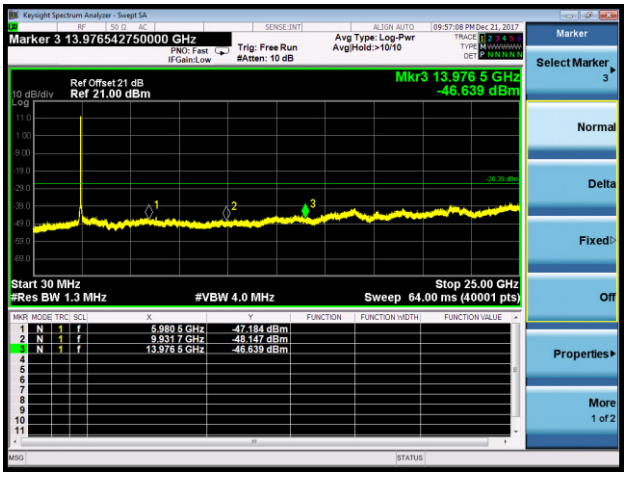	

802.11n-HT40 Out-of-Band Emissions

Channel 01 (2422MHz)

100kHz PSD Reference Level	Low Band Edge
	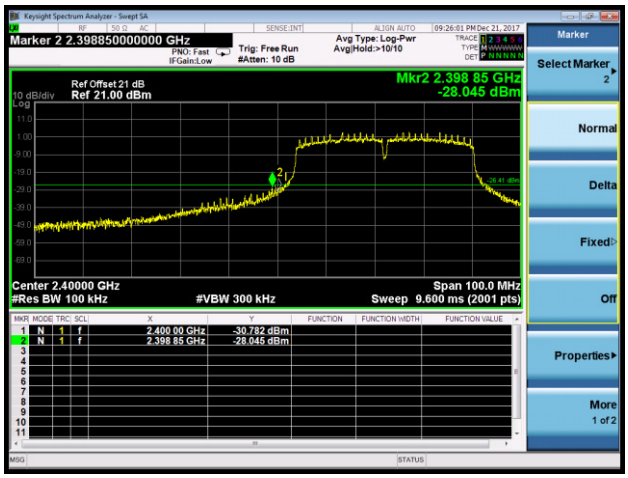

Spurious Emission	
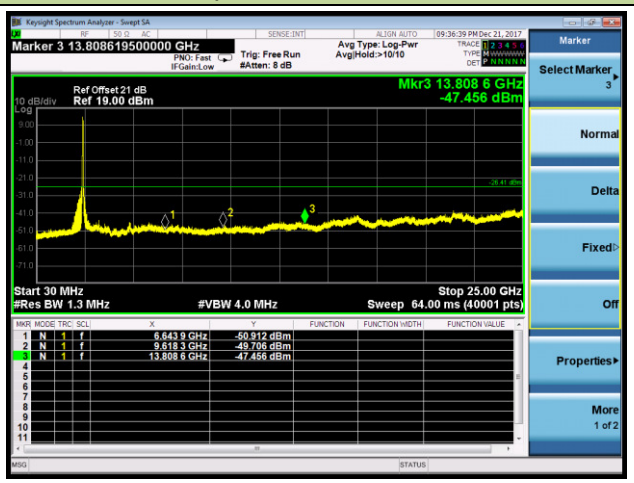	

Channel 06 (2437MHz)

100kHz PSD Reference Level	Spurious Emission
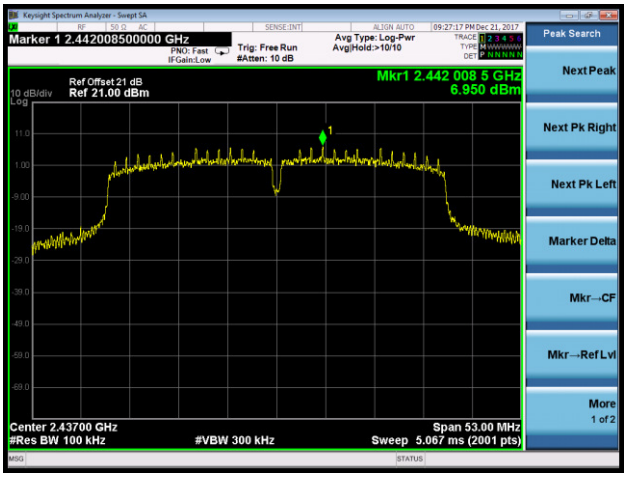	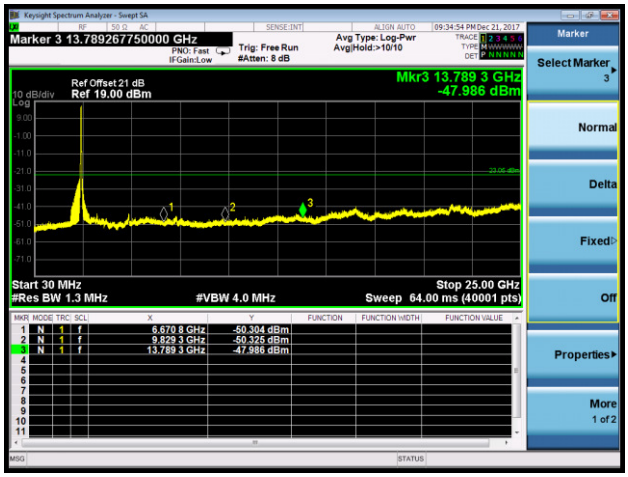

Channel 11 (2452MHz)	
100kHz PSD Reference Level	High Band Edge
	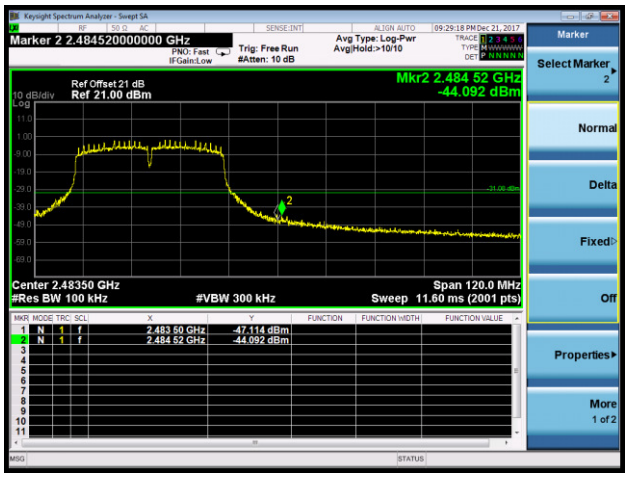
Spurious Emission	
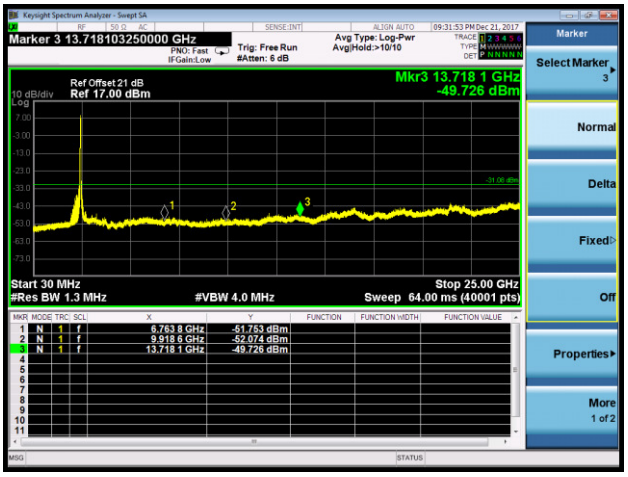	

7.6. Radiated Spurious Emission Measurement

7.6.1.Test Limit

All out of band emissions appearing in a restricted band as specified in Section 15.205 of the Title 47 CFR must not exceed the limits shown in Table per Section 15.209.

FCC Part 15 Subpart C Paragraph 15.209		
Frequency [MHz]	Field Strength [uV/m]	Measured Distance [Meters]
0.009 - 0.490	2400/F (kHz)	300
0.490 - 1.705	24000/F (kHz)	30
1.705 - 30	30	30
30 - 88	100	3
88 - 216	150	3
216 - 960	200	3
Above 960	500	3

7.6.2.Test Procedure Used

ANSI C63.10 Section 6.3 (General Requirements)

ANSI C63.10 Section 6.4 (Standard test method below 30MHz)

ANSI C63.10 Section 6.5 (Standard test method above 30MHz to 1GHz)

ANSI C63.10 Section 6.6 (Standard test method above 1GHz)

7.6.3.Test Setting

Peak Field Strength Measurements

1. Analyzer center frequency was set to the frequency of the radiated spurious emission of interest
2. RBW = as specified in Table 1
3. VBW = 3MHz
4. Detector = peak
5. Sweep time = auto couple
6. Trace mode = max hold
7. Trace was allowed to stabilize

Table 1 - RBW as a function of frequency	
Frequency	RBW
9 ~ 150 kHz	200 ~ 300 Hz
0.15 ~ 30 MHz	9 ~ 10 kHz
30 ~ 1000 MHz	100 ~ 120 kHz
> 1000 MHz	1 MHz

Average Field Strength Measurements

1. Analyzer center frequency was set to the frequency of the radiated spurious emission of interest
2. RBW = 1MHz
3. VBW ≥ 1/T
4. De As an alternative, the instrument may be set to linear detector mode. Ensure that video filtering is applied in linear voltage domain (rather than in a log or dB domain). Some instruments require linear display mode in order to accomplish this. Others have a setting for Average-VBW Type, which can be set to “Voltage” regardless of the display mode
5. Detector = Peak
6. Sweep time = auto
7. Trace mode = max hold
8. Allow max hold to run for at least 50 times (1/duty cycle) traces

7.6.4.Test Setup

9kHz ~ 30MHz Test Setup:

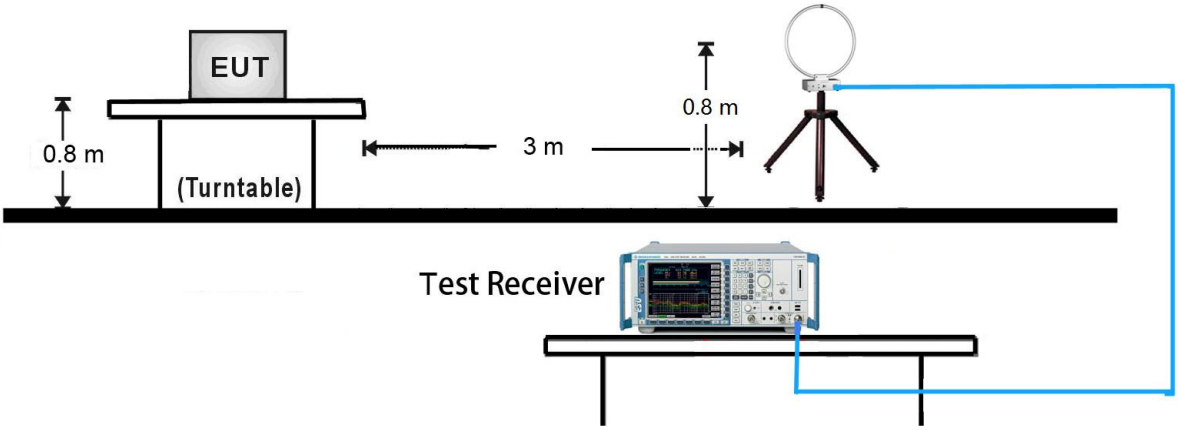

30MHz ~ 1GHz Test Setup:

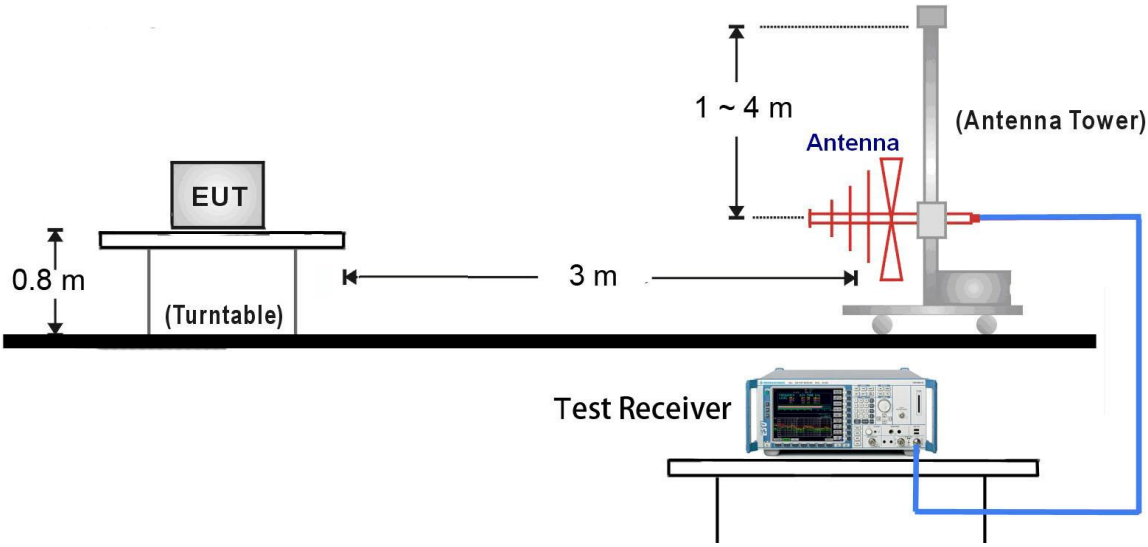

1GHz ~ 18GHz Test Setup:

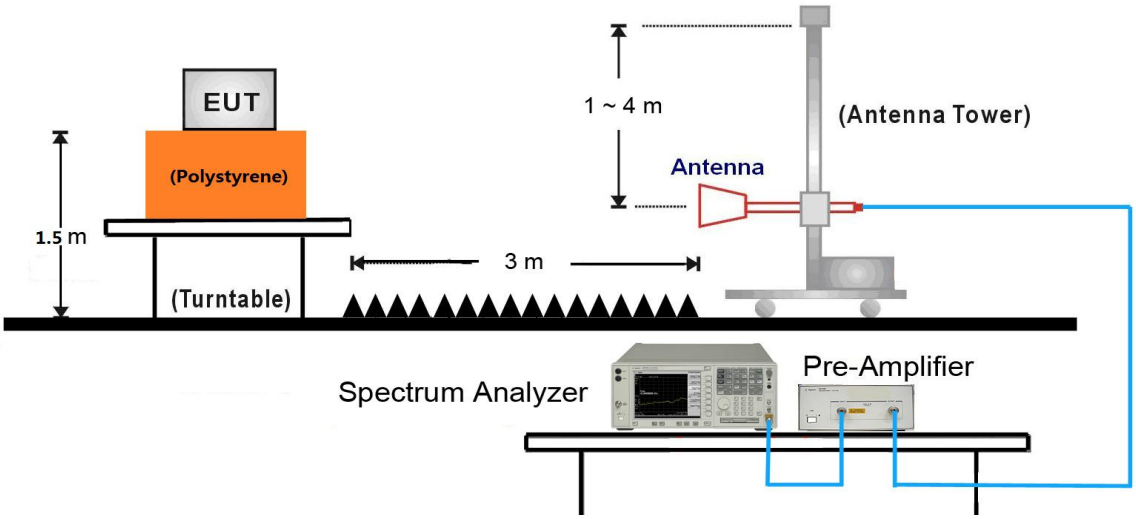

18GHz ~25GHz Test Setup:

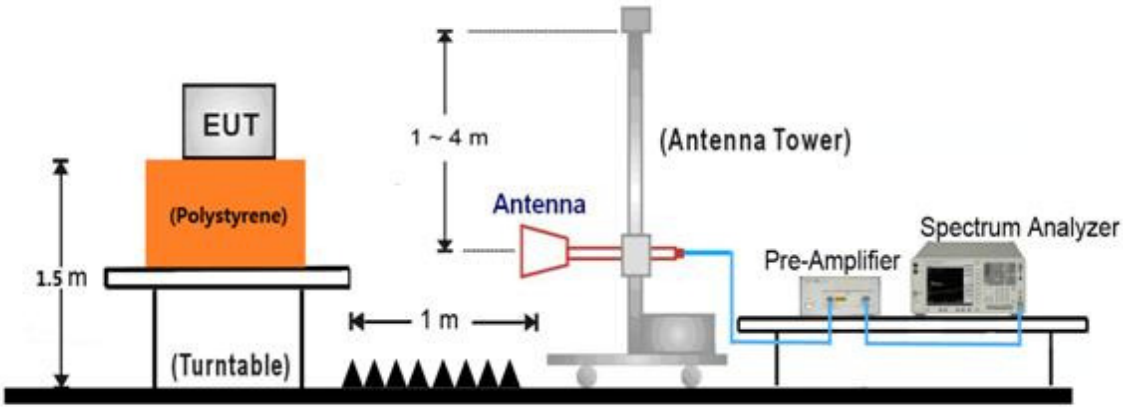

7.6.5.Test Result

Product	VIDEO CONFERENCING ENDPOINT	Temperature	26°C
Test Engineer	Will Yan	Relative Humidity	56%
Test Site	AC1	Test Date	2017/12/16
Test Mode:	802.11b	Test Channel:	01
Remark:	1. Average measurement was not performed if peak level lower than average limit. 2. Other frequency was 20dB below limit line within 1-18GHz, there is not show in the report.		

Mark	Frequency (MHz)	Reading Level (dBμV)	Factor (dB)	Measure Level (dBμV/m)	Limit (dBμV/m)	Margin (dB)	Detector	Polarization
	4000.5	39.4	3.3	42.7	74.0	-31.3	Peak	Horizontal
	4825.0	44.4	5.9	50.3	74.0	-23.7	Peak	Horizontal
*	6644.0	37.5	10.1	47.6	79.7	-32.1	Peak	Horizontal
*	8616.0	36.8	12.9	49.7	79.7	-30.0	Peak	Horizontal
	4026.0	38.8	3.4	42.2	74.0	-31.8	Peak	Vertical
	4825.0	49.7	5.9	55.6	74.0	-18.4	Peak	Vertical
	4825.0	47.6	5.9	53.5	54.0	-0.5	Average	Vertical
*	6465.5	36.7	9.8	46.5	79.7	-33.2	Peak	Vertical
*	8845.5	36.0	13.3	49.3	79.7	-30.4	Peak	Vertical

Note 1: "*" is not in restricted band, its limit is 30dBc of the fundamental emission level (109.7dBμV/m) or 15.209 which is higher.

Note 2: Measure Level (dBμV/m) = Reading Level (dBμV) + Factor (dB)

Factor (dB) = Cable Loss (dB) + Antenna Factor (dB/m) - Pre_Amplifier Gain (dB)

Product	VIDEO CONFERENCING ENDPOINT	Temperature	26°C
Test Engineer	Will Yan	Relative Humidity	56%
Test Site	AC1	Test Date	2017/12/16
Test Mode:	802.11b	Test Channel:	06
Remark:	1. Average measurement was not performed if peak level lower than average limit. 2. Other frequency was 20dB below limit line within 1-18GHz, there is not show in the report.		

Mark	Frequency (MHz)	Reading Level (dBμV)	Factor (dB)	Measure Level (dBμV/m)	Limit (dBμV/m)	Margin (dB)	Detector	Polarization
	4102.5	38.4	3.6	42.0	74.0	-32.0	Peak	Horizontal
	4876.0	43.2	6.0	49.2	74.0	-24.8	Peak	Horizontal
*	6618.5	36.2	10.1	46.3	79.5	-33.2	Peak	Horizontal
*	9840.0	35.8	16.7	52.5	79.5	-27.0	Peak	Horizontal
	3992.0	39.5	3.2	42.7	74.0	-31.3	Peak	Vertical
	4876.0	49.7	6.0	55.7	74.0	-18.3	Peak	Vertical
	4876.0	47.3	6.0	53.3	54.0	-0.7	Average	Vertical
*	6525.0	36.6	10.0	46.6	79.5	-32.9	Peak	Vertical
*	9899.5	35.6	16.6	52.2	79.5	-27.3	Peak	Vertical

Note 1: "*" is not in restricted band, its limit is 30dBc of the fundamental emission level (109.5dBμV/m) or 15.209 which is higher.

Note 2: Measure Level (dBμV/m) = Reading Level (dBμV) + Factor (dB)

Factor (dB) = Cable Loss (dB) + Antenna Factor (dB/m) - Pre_Amplifier Gain (dB)

Product	VIDEO CONFERENCING ENDPOINT	Temperature	26°C
Test Engineer	Will Yan	Relative Humidity	56%
Test Site	AC1	Test Date	2017/12/16
Test Mode:	802.11b	Test Channel:	11
Remark:	1. Average measurement was not performed if peak level lower than average limit. 2. Other frequency was 20dB below limit line within 1-18GHz, there is not show in the report.		

Mark	Frequency (MHz)	Reading Level (dBμV)	Factor (dB)	Measure Level (dBμV/m)	Limit (dBμV/m)	Margin (dB)	Detector	Polarization
	4077.0	38.9	3.5	42.4	74.0	-31.6	Peak	Horizontal
	4927.0	44.4	6.1	50.5	74.0	-23.5	Peak	Horizontal
*	6559.0	36.3	10.2	46.5	79.2	-32.7	Peak	Horizontal
*	8837.0	36.4	13.2	49.6	79.2	-29.6	Peak	Horizontal
	4927.0	48.9	6.1	55.0	74.0	-19.0	Peak	Vertical
	4927.0	46.6	6.1	52.7	54.0	-1.3	Average	Vertical
	7383.5	40.1	12.6	52.7	74.0	-21.3	Peak	Vertical
*	8837.0	36.1	13.2	49.3	79.2	-29.9	Peak	Vertical
*	9908.0	34.8	16.6	51.4	79.2	-27.8	Peak	Vertical

Note 1: "*" is not in restricted band, its limit is 30dBc of the fundamental emission level (109.2dBμV/m) or 15.209 which is higher.

Note 2: Measure Level (dBμV/m) = Reading Level (dBμV) + Factor (dB)

Factor (dB) = Cable Loss (dB) + Antenna Factor (dB/m) - Pre_Amplifier Gain (dB)

Product	VIDEO CONFERENCING ENDPOINT	Temperature	26°C
Test Engineer	Will Yan	Relative Humidity	56%
Test Site	AC1	Test Date	2017/12/16
Test Mode:	802.11g	Test Channel:	01
Remark:	1. Average measurement was not performed if peak level lower than average limit. 2. Other frequency was 20dB below limit line within 1-18GHz, there is not show in the report.		

Mark	Frequency (MHz)	Reading Level (dBμV)	Factor (dB)	Measure Level (dBμV/m)	Limit (dBμV/m)	Margin (dB)	Detector	Polarization
	4034.5	39.1	3.4	42.5	74.0	-31.5	Peak	Horizontal
	4816.5	43.7	5.9	49.6	74.0	-24.4	Peak	Horizontal
*	6550.5	36.4	10.2	46.6	80.4	-33.8	Peak	Horizontal
*	8871.0	36.6	13.2	49.8	80.4	-30.6	Peak	Horizontal
	3737.0	42.0	2.4	44.4	74.0	-29.6	Peak	Vertical
	4825.0	50.6	5.9	56.5	74.0	-17.5	Peak	Vertical
	4825.0	36.7	5.9	42.6	54.0	-11.4	Average	Vertical
*	6559.0	36.0	10.2	46.2	80.4	-34.2	Peak	Vertical
*	8913.5	36.7	13.3	50.0	80.4	-30.4	Peak	Vertical

Note 1: "*" is not in restricted band, its limit is 30dBc of the fundamental emission level (110.4dBμV/m) or 15.209 which is higher.

Note 2: Measure Level (dBμV/m) = Reading Level (dBμV) + Factor (dB)

Factor (dB) = Cable Loss (dB) + Antenna Factor (dB/m) - Pre_Amplifier Gain (dB)

Product	VIDEO CONFERENCING ENDPOINT	Temperature	26°C
Test Engineer	Will Yan	Relative Humidity	56%
Test Site	AC1	Test Date	2017/12/16
Test Mode:	802.11g	Test Channel:	06
Remark:	1. Average measurement was not performed if peak level lower than average limit. 2. Other frequency was 20dB below limit line within 1-18GHz, there is not show in the report.		

Mark	Frequency (MHz)	Reading Level (dBμV)	Factor (dB)	Measure Level (dBμV/m)	Limit (dBμV/m)	Margin (dB)	Detector	Polarization
	3805.0	39.5	2.8	42.3	74.0	-31.7	Peak	Horizontal
	4867.5	43.1	6.0	49.1	74.0	-24.9	Peak	Horizontal
*	6601.5	35.9	10.2	46.1	80.7	-34.6	Peak	Horizontal
*	8658.5	36.4	13.0	49.4	80.7	-31.3	Peak	Horizontal
	4876.0	50.5	6.0	56.5	74.0	-17.5	Peak	Vertical
	4876.0	38.3	6.0	44.3	54.0	-9.7	Average	Vertical
	7312.0	43.2	12.6	55.8	74.0	-18.2	Peak	Vertical
	7312.0	32.2	12.5	44.7	54.0	-9.3	Average	Vertical
*	8726.5	36.7	13.0	49.7	80.7	-31.0	Peak	Vertical
*	9933.5	35.9	16.7	52.6	80.7	-28.1	Peak	Vertical

Note 1: "*" is not in restricted band, its limit is 30dBc of the fundamental emission level (110.7dBμV/m) or 15.209 which is higher.

Note 2: Measure Level (dBμV/m) = Reading Level (dBμV) + Factor (dB)

Factor (dB) = Cable Loss (dB) + Antenna Factor (dB/m) - Pre_Amplifier Gain (dB)

Product	VIDEO CONFERENCING ENDPOINT	Temperature	26°C
Test Engineer	Will Yan	Relative Humidity	56%
Test Site	AC1	Test Date	2017/12/16
Test Mode:	802.11g	Test Channel:	11
Remark:	1. Average measurement was not performed if peak level lower than average limit. 2. Other frequency was 20dB below limit line within 1-18GHz, there is not show in the report.		

Mark	Frequency (MHz)	Reading Level (dBμV)	Factor (dB)	Measure Level (dBμV/m)	Limit (dBμV/m)	Margin (dB)	Detector	Polarization
	4009.0	38.8	3.4	42.2	74.0	-31.8	Peak	Horizontal
	4927.0	39.5	6.1	45.6	74.0	-28.4	Peak	Horizontal
*	6576.0	36.3	10.2	46.5	78.6	-32.1	Peak	Horizontal
*	8786.0	36.0	13.3	49.3	78.6	-29.3	Peak	Horizontal
	4927.0	44.1	6.1	50.2	74.0	-23.8	Peak	Vertical
	7392.0	36.9	12.6	49.5	74.0	-24.5	Peak	Vertical
*	8624.5	35.0	12.9	47.9	78.6	-30.7	Peak	Vertical
*	9916.5	34.9	16.6	51.5	78.6	-27.1	Peak	Vertical

Note 1: "*" is not in restricted band, its limit is 30dBc of the fundamental emission level (108.6dBμV/m) or 15.209 which is higher.

Note 2: Measure Level (dBμV/m) = Reading Level (dBμV) + Factor (dB)

Factor (dB) = Cable Loss (dB) + Antenna Factor (dB/m) - Pre_Amplifier Gain (dB)

Product	VIDEO CONFERENCING ENDPOINT	Temperature	26°C
Test Engineer	Will Yan	Relative Humidity	56%
Test Site	AC1	Test Date	2017/12/16
Test Mode:	802.11n-HT20	Test Channel:	01
Remark:	1. Average measurement was not performed if peak level lower than average limit. 2. Other frequency was 20dB below limit line within 1-18GHz, there is not show in the report.		

Mark	Frequency (MHz)	Reading Level (dBμV)	Factor (dB)	Measure Level (dBμV/m)	Limit (dBμV/m)	Margin (dB)	Detector	Polarization
	4816.5	42.1	5.9	48.0	74.0	-26.0	Peak	Horizontal
	7477.0	37.3	12.9	50.2	74.0	-23.8	Peak	Horizontal
*	8667.0	36.0	12.9	48.9	79.8	-30.9	Peak	Horizontal
*	9746.5	35.4	16.1	51.5	79.8	-28.3	Peak	Horizontal
	4017.5	38.7	3.4	42.1	74.0	-31.9	Peak	Vertical
	4827.6	50.0	5.9	55.9	74.0	-18.1	Peak	Vertical
	4827.6	36.7	5.9	42.6	54.0	-11.4	Average	Vertical
*	6363.5	36.3	9.1	45.4	79.8	-34.4	Peak	Vertical
*	7885.0	36.8	13.4	50.2	79.8	-29.6	Peak	Vertical

Note 1: "*" is not in restricted band, its limit is 30dBc of the fundamental emission level (109.8dBμV/m) or 15.209 which is higher.

Note 2: Measure Level (dBμV/m) = Reading Level (dBμV) + Factor (dB)

Factor (dB) = Cable Loss (dB) + Antenna Factor (dB/m) - Pre_Amplifier Gain (dB)

Product	VIDEO CONFERENCING ENDPOINT	Temperature	26°C
Test Engineer	Will Yan	Relative Humidity	56%
Test Site	AC1	Test Date	2017/12/16
Test Mode:	802.11n-HT20	Test Channel:	06
Remark:	1. Average measurement was not performed if peak level lower than average limit. 2. Other frequency was 20dB below limit line within 1-18GHz, there is not show in the report.		

Mark	Frequency (MHz)	Reading Level (dBμV)	Factor (dB)	Measure Level (dBμV/m)	Limit (dBμV/m)	Margin (dB)	Detector	Polarization
	4094.0	38.7	3.6	42.3	74.0	-31.7	Peak	Horizontal
	4867.5	43.8	6.0	49.8	74.0	-24.2	Peak	Horizontal
*	6482.5	36.0	9.9	45.9	80.3	-34.4	Peak	Horizontal
*	7995.5	36.7	13.7	50.4	80.3	-29.9	Peak	Horizontal
	4874.0	51.7	6.0	57.7	74.0	-16.3	Peak	Vertical
	4874.0	38.5	6.0	44.5	54.0	-9.5	Average	Vertical
	7315.5	44.5	12.6	57.1	74.0	-16.9	Peak	Vertical
	7315.5	32.6	12.6	45.2	54.0	-8.8	Average	Vertical
*	8803.0	36.1	13.3	49.4	80.3	-30.9	Peak	Vertical
*	9865.5	35.4	16.7	52.1	80.3	-28.2	Peak	Vertical

Note 1: "*" is not in restricted band, its limit is 30dBc of the fundamental emission level (110.3dBμV/m) or 15.209 which is higher.

Note 2: Measure Level (dBμV/m) = Reading Level (dBμV) + Factor (dB)

Factor (dB) = Cable Loss (dB) + Antenna Factor (dB/m) - Pre_Amplifier Gain (dB)

Product	VIDEO CONFERENCING ENDPOINT	Temperature	26°C
Test Engineer	Will Yan	Relative Humidity	56%
Test Site	AC1	Test Date	2017/12/16
Test Mode:	802.11n-HT20	Test Channel:	11
Remark:	1. Average measurement was not performed if peak level lower than average limit. 2. Other frequency was 20dB below limit line within 1-18GHz, there is not show in the report.		

Mark	Frequency (MHz)	Reading Level (dBμV)	Factor (dB)	Measure Level (dBμV/m)	Limit (dBμV/m)	Margin (dB)	Detector	Polarization
	4111.0	38.1	3.7	41.8	74.0	-32.2	Peak	Horizontal
	4927.0	38.4	6.1	44.5	74.0	-29.5	Peak	Horizontal
*	6576.0	36.4	10.2	46.6	77.9	-31.3	Peak	Horizontal
*	9661.5	35.6	15.4	51.0	77.9	-26.9	Peak	Horizontal
	4051.5	38.1	3.5	41.6	74.0	-32.4	Peak	Vertical
	4927.0	43.9	6.1	50.0	74.0	-24.0	Peak	Vertical
*	7094.5	36.6	12.0	48.6	77.9	-29.3	Peak	Vertical
*	9831.5	35.0	16.6	51.6	77.9	-26.3	Peak	Vertical

Note 1: "*" is not in restricted band, its limit is 30dBc of the fundamental emission level (107.9dBμV/m) or 15.209 which is higher.

Note 2: Measure Level (dBμV/m) = Reading Level (dBμV) + Factor (dB)

Factor (dB) = Cable Loss (dB) + Antenna Factor (dB/m) - Pre_Amplifier Gain (dB)

Product	VIDEO CONFERENCING ENDPOINT	Temperature	26°C
Test Engineer	Will Yan	Relative Humidity	56%
Test Site	AC1	Test Date	2017/12/16
Test Mode:	802.11n-HT40	Test Channel:	03
Remark:	1. Average measurement was not performed if peak level lower than average limit. 2. Other frequency was 20dB below limit line within 1-18GHz, there is not show in the report.		

Mark	Frequency (MHz)	Reading Level (dBμV)	Factor (dB)	Measure Level (dBμV/m)	Limit (dBμV/m)	Margin (dB)	Detector	Polarization
	4068.5	38.8	3.5	42.3	74.0	-31.7	Peak	Horizontal
	4859.0	39.4	5.9	45.3	74.0	-28.7	Peak	Horizontal
*	6550.5	35.7	10.2	45.9	75.7	-29.8	Peak	Horizontal
*	8871.0	36.2	13.2	49.4	75.7	-26.3	Peak	Horizontal
	3737.0	41.3	2.4	43.7	74.0	-30.3	Peak	Vertical
	4859.0	45.5	5.9	51.4	74.0	-22.6	Peak	Vertical
*	6644.0	36.1	10.1	46.2	75.7	-29.5	Peak	Vertical
*	8896.5	36.1	13.2	49.3	75.7	-26.4	Peak	Vertical

Note 1: "*" is not in restricted band, its limit is 30dBc of the fundamental emission level (105.7dBμV/m) or 15.209 which is higher.

Note 2: Measure Level (dBμV/m) = Reading Level (dBμV) + Factor (dB)

Factor (dB) = Cable Loss (dB) + Antenna Factor (dB/m) - Pre_Amplifier Gain (dB)

Product	VIDEO CONFERENCING ENDPOINT	Temperature	26°C
Test Engineer	Will Yan	Relative Humidity	56%
Test Site	AC1	Test Date	2017/12/16
Test Mode:	802.11n-HT40	Test Channel:	06
Remark:	1. Average measurement was not performed if peak level lower than average limit. 2. Other frequency was 20dB below limit line within 1-18GHz, there is not show in the report.		

Mark	Frequency (MHz)	Reading Level (dBμV)	Factor (dB)	Measure Level (dBμV/m)	Limit (dBμV/m)	Margin (dB)	Detector	Polarization
	4068.5	38.0	3.5	41.5	74.0	-32.5	Peak	Horizontal
	4876.0	40.6	6.0	46.6	74.0	-27.4	Peak	Horizontal
*	6610.0	36.1	10.2	46.3	75.1	-28.8	Peak	Horizontal
*	8590.5	36.2	12.8	49.0	75.1	-26.1	Peak	Horizontal
	4874.2	47.5	6.0	53.5	74.0	-20.5	Peak	Vertical
	4874.2	36.5	6.0	42.5	54.0	-11.5	Average	Vertical
	7315.5	39.2	12.6	51.8	74.0	-22.2	Peak	Vertical
*	8675.5	35.9	13.0	48.9	75.1	-26.2	Peak	Vertical
*	9925.0	34.2	16.6	50.8	75.1	-24.3	Peak	Vertical

Note 1: "*" is not in restricted band, its limit is 30dBc of the fundamental emission level (105.1dBμV/m) or 15.209 which is higher.

Note 2: Measure Level (dBμV/m) = Reading Level (dBμV) + Factor (dB)

Factor (dB) = Cable Loss (dB) + Antenna Factor (dB/m) - Pre_Amplifier Gain (dB)

Product	VIDEO CONFERENCING ENDPOINT	Temperature	26°C
Test Engineer	Will Yan	Relative Humidity	56%
Test Site	AC1	Test Date	2017/12/16
Test Mode:	802.11n-HT40	Test Channel:	09
Remark:	1. Average measurement was not performed if peak level lower than average limit. 2. Other frequency was 20dB below limit line within 1-18GHz, there is not show in the report.		

Mark	Frequency (MHz)	Reading Level (dBμV)	Factor (dB)	Measure Level (dBμV/m)	Limit (dBμV/m)	Margin (dB)	Detector	Polarization
	4043.0	37.9	3.5	41.4	74.0	-32.6	Peak	Horizontal
	4850.5	36.8	5.9	42.7	74.0	-31.3	Peak	Horizontal
*	6499.5	36.3	9.9	46.2	74.4	-28.2	Peak	Horizontal
*	8624.5	36.9	12.9	49.8	74.4	-24.6	Peak	Horizontal
	3762.5	40.2	2.5	42.7	74.0	-31.3	Peak	Vertical
	4901.5	38.3	6.0	44.3	74.0	-29.7	Peak	Vertical
*	6491.0	36.3	9.9	46.2	74.4	-28.2	Peak	Vertical
*	8616.0	36.0	12.9	48.9	74.4	-25.5	Peak	Vertical

Note 1: "*" is not in restricted band, its limit is 30dBc of the fundamental emission level (104.4dBμV/m) or 15.209 which is higher.

Note 2: Measure Level (dBμV/m) = Reading Level (dBμV) + Factor (dB)

Factor (dB) = Cable Loss (dB) + Antenna Factor (dB/m) - Pre_Amplifier Gain (dB)

The worst case of Radiated Emission below 1GHz:

Site: AC1	Time: 2018/01/08 - 13:22
Limit: FCC_Part15.209_RE(3m)	Engineer: Snake Ni
Probe: VULB 9168_20-2000MHz	Polarity: Horizontal
EUT: VIDEO CONFERENCING ENDPOINT	Power: AC 120V/60Hz
Note: There is the worst case within frequency range 30MHz~1GHz.	

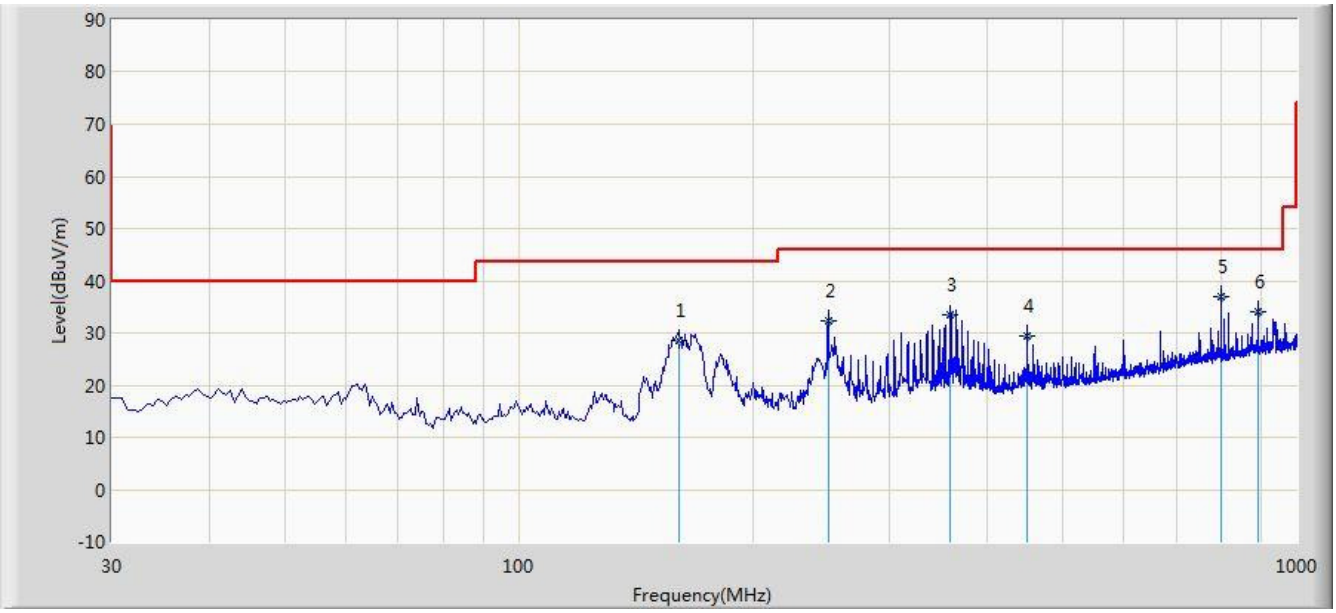

No	Flag	Mark	Frequency (MHz)	Measure Level (dBuV/m)	Reading Level (dBuV)	Margin (dB)	Limit (dBuV/m)	Factor (dB)	Type
1			160.465	28.495	18.418	-15.005	43.500	10.077	QP
2			250.190	32.340	18.390	-13.660	46.000	13.950	QP
3			359.315	33.339	17.040	-12.661	46.000	16.299	QP
4			450.010	29.380	11.620	-16.620	46.000	17.760	QP
5		*	800.180	36.866	13.600	-9.134	46.000	23.266	QP
6			890.875	34.122	9.630	-11.878	46.000	24.492	QP

Note 1: Measure Level (dBμV/m) = Reading Level (dBμV) + Factor (dB)

Factor (dB) = Cable Loss (dB) + Antenna Factor (dB/m)

Note 2: The test trace is same as the ambient noise and the amplitude of the emissions are attenuated more than 20dB below the permissible (the test frequency range: 9kHz ~ 30MHz, 18GHz ~ 25GHz), therefore no data appear in the report.

Site: AC1	Time: 2018/01/08 - 13:24
Limit: FCC_Part15.209_RE(3m)	Engineer: Snake Ni
Probe: VULB 9168_20-2000MHz	Polarity: Vertical
EUT: VIDEO CONFERENCING ENDPOINT	Power: AC 120V/60Hz
Note: There is the worst case within frequency range 30MHz~1GHz.	

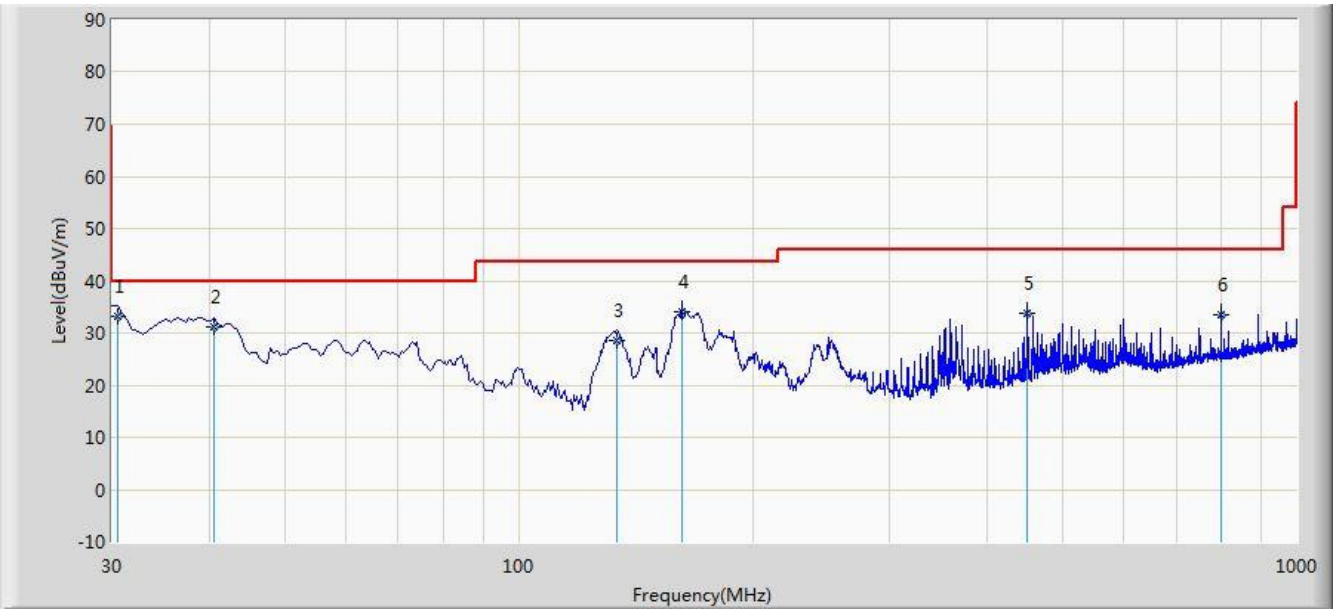

No	Flag	Mark	Frequency (MHz)	Measure Level (dBuV/m)	Reading Level (dBuV)	Margin (dB)	Limit (dBuV/m)	Factor (dB)	Type
1		*	30.485	33.096	20.880	-6.904	40.000	12.216	QP
2			40.670	31.018	16.920	-8.982	40.000	14.098	QP
3			133.790	28.633	18.670	-14.867	43.500	9.963	QP
4			161.920	34.147	24.010	-9.353	43.500	10.137	QP
5			450.010	33.860	16.100	-12.140	46.000	17.760	QP
6			800.180	33.436	10.170	-12.564	46.000	23.266	QP

Note 1: Measure Level (dBμV/m) = Reading Level (dBμV) + Factor (dB)

Factor (dB) = Cable Loss (dB) + Antenna Factor (dB/m)

Note 2: The test trace is same as the ambient noise and the amplitude of the emissions are attenuated more than 20dB below the permissible (the test frequency range: 9kHz ~ 30MHz, 18GHz ~ 25GHz), therefore no data appear in the report.

7.7. Radiated Restricted Band Edge Measurement

7.7.1.Test Limit

For 15.205 requirement:

Radiated emissions which fall in the restricted bands, as defined in Section 15.205(a) of FCC part 15, must also comply with the radiated emission limits specified in Section 15.209(a).

Frequency (MHz)	Frequency (MHz)	Frequency (MHz)	Frequency (GHz)
0.090 - 0.110	16.42-16.423	399.9 - 410	4.5-5.15
[1] 0.495 - 0.505	16.69475-16.69525	608 - 614	5.35-5.46
2.1735-2.1905	16.80425-16.80475	960 - 1240	7.25-7.75
4.125-4.128	25.5 -25.67	1300 - 1427	8.25 - 8.5
4.17725-4.17775	37.5-38.25	1435-1626.5	9.0-9.2
4.20725-4.20775	73-74.6	1645.5-1646.5	9.3-9.5
6.215-6.218	74.8-75.2	1660 - 1710	10.6-12.7
6.26775-6.26825	108-121.94	1718.8-1722.2	13.25-13.4
6.31175-6.31225	123 - 138	2200 - 2300	14.47-14.5
8.291-8.294	149.9-150.05	2310–2390	15.35-16.2
8.362-8.366	156.52475-156.525	2483.5 - 2500	17.7-21.4
8.37625-8.38675	156.7-156.9	2690 - 2900	22.01-23.12
8.41425-8.41475	162.0125-167.17	3260 - 3267	23.6-24.0
12.29-12.293	167.72-173.2	3332 - 3339	31.2-31.8
12.51975-12.52025	240 - 285	3345.8 - 3358	36.43-36.5
12.57675-12.57725	322-335.4	3600 - 4400	([2])
13.36-13.41	--	--	--

All out of band emissions appearing in a restricted band as specified in Section 15.205 of the Title 47CFR must not exceed the limits shown in Table per Section 15.209.

FCC Part 15 Subpart C Paragraph 15.209		
Frequency [MHz]	Field Strength [uV/m]	Measured Distance [Meters]
0.009 – 0.490	2400/F (kHz)	300
0.490 – 1.705	24000/F (kHz)	30
1.705 - 30	30	30
30 - 88	100	3
88 - 216	150	3
216 - 960	200	3
Above 960	500	3

7.7.2.Test Procedure Used

ANSI C63.10 Section 6.3 (General Requirements)

ANSI C63.10 Section 6.6 (Standard test method above 1GHz)

7.7.3.Test Setting

Peak Field Strength Measurements

1. Analyzer center frequency was set to the frequency of the radiated spurious emission of interest
2. RBW = 1MHz
3. VBW = 3MHz
4. Detector = peak
5. Sweep time = auto couple
6. Trace mode = max hold
7. Trace was allowed to stabilize

Average Field Strength Measurements

1. Analyzer center frequency was set to the frequency of the radiated spurious emission of interest
2. RBW = 1MHz
3. VBW ≥ 1/T
4. De As an alternative, the instrument may be set to linear detector mode. Ensure that video filtering is applied in linear voltage domain (rather than in a log or dB domain). Some instruments require linear display mode in order to accomplish this. Others have a setting for Average-VBW Type, which can be set to “Voltage” regardless of the display mode
5. Detector = Peak
6. Sweep time = auto
7. Trace mode = max hold
8. Allow max hold to run for at least 50 times (1/duty cycle) traces

7.7.4.Test Setup

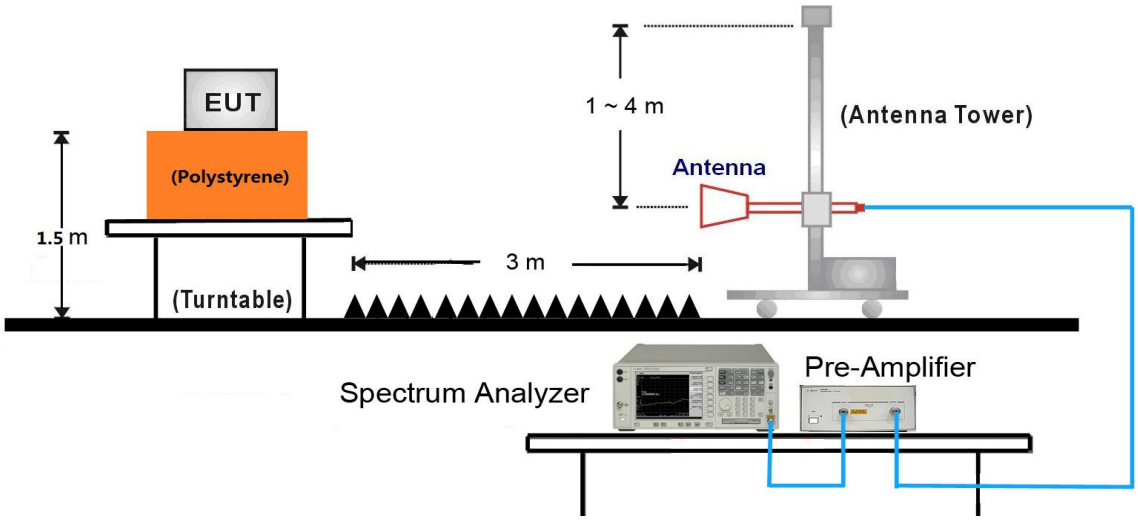

7.7.5.Test Result

Site: AC1	Time: 2017/12/16 - 06:52
Limit: FCC_Part15.209_RE(3m)	Engineer: Snake Ni
Probe: BBHA9120D_1-18GHz	Polarity: Horizontal
EUT: VIDEO CONFERENCING ENDPOINT	Power: AC 120V/60Hz
Test Mode: Transmit by 802.11b at Channel 2412MHz	

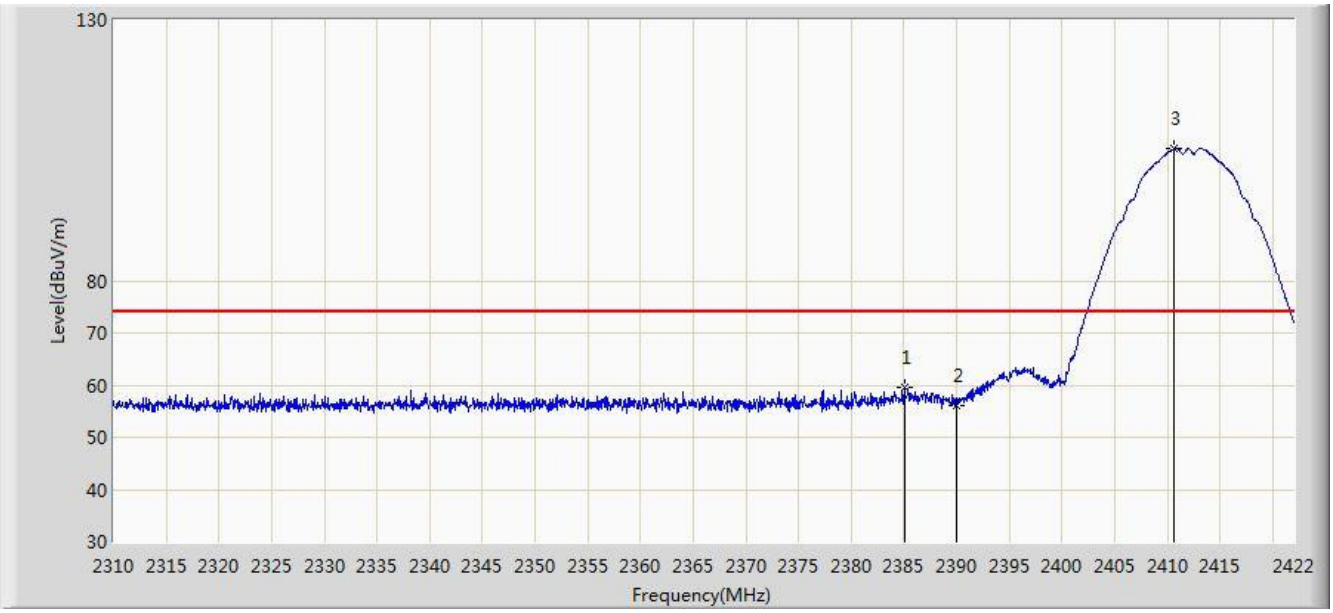

No	Flag	Mark	Frequency (MHz)	Measure Level (dBuV/m)	Reading Level (dBuV)	Margin (dB)	Limit (dBuV/m)	Factor (dB)	Type
1			2385.096	59.612	27.278	-14.388	74.000	32.334	PK
2			2390.000	56.017	23.690	-17.983	74.000	32.327	PK
3		*	2410.632	105.229	72.943	N/A	N/A	32.286	PK

Note: Measure Level (dBμV/m) = Reading Level (dBμV) + Factor (dB)

Factor (dB) = Cable Loss (dB) + Antenna Factor (dB/m)

Site: AC1	Time: 2017/12/16 - 06:57
Limit: FCC_Part15.209_RE(3m)	Engineer: Snake Ni
Probe: BBHA9120D_1-18GHz	Polarity: Horizontal
EUT: VIDEO CONFERENCING ENDPOINT	Power: AC 120V/60Hz
Test Mode: Transmit by 802.11b at Channel 2412MHz	

No	Flag	Mark	Frequency (MHz)	Measure Level (dBuV/m)	Reading Level (dBuV)	Margin (dB)	Limit (dBuV/m)	Factor (dB)	Type
1			2385.544	46.325	13.992	-7.675	54.000	32.333	AV
2			2390.000	43.391	11.064	-10.609	54.000	32.327	AV
3		*	2411.304	101.387	69.102	N/A	N/A	32.286	AV

Note: Measure Level (dBμV/m) = Reading Level (dBμV) + Factor (dB)

Factor (dB) = Cable Loss (dB) + Antenna Factor (dB/m)

Site: AC1	Time: 2017/12/16 - 06:59
Limit: FCC_Part15.209_RE(3m)	Engineer: Snake Ni
Probe: BBHA9120D_1-18GHz	Polarity: Vertical
EUT: VIDEO CONFERENCING ENDPOINT	Power: AC 120V/60Hz
Test Mode: Transmit by 802.11b at Channel 2412MHz	

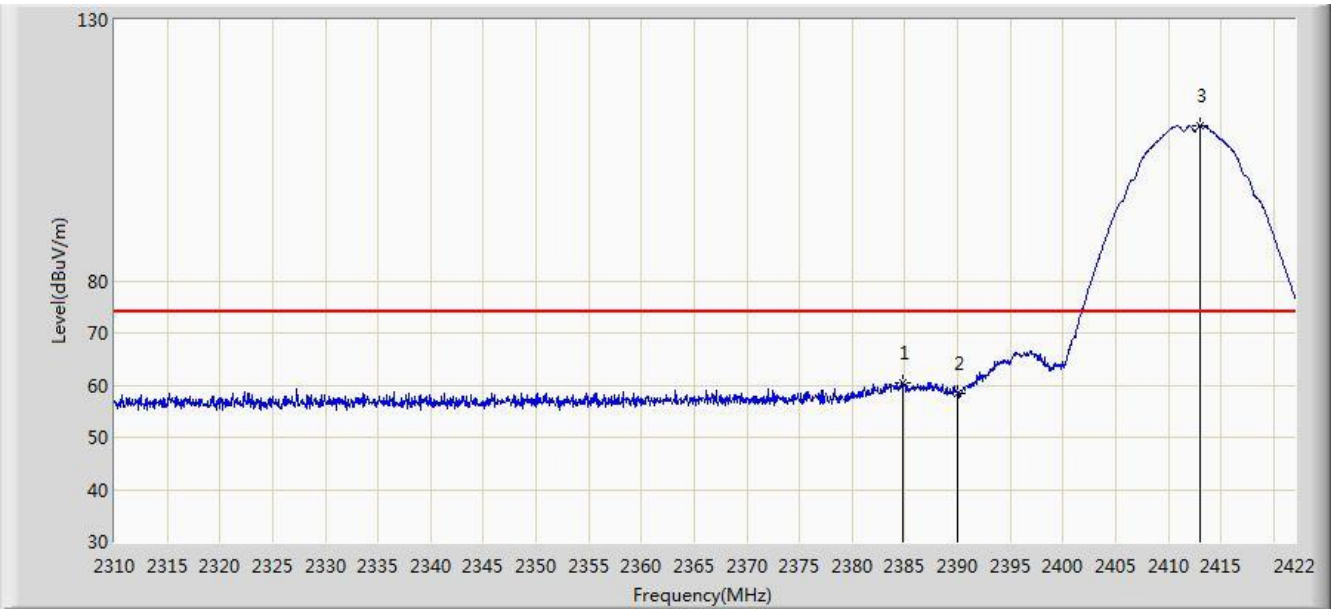

No	Flag	Mark	Frequency (MHz)	Measure Level (dBuV/m)	Reading Level (dBuV)	Margin (dB)	Limit (dBuV/m)	Factor (dB)	Type
1			2384.816	60.503	28.169	-13.497	74.000	32.334	PK
2			2390.000	58.530	26.203	-15.470	74.000	32.327	PK
3		*	2413.040	109.692	77.408	N/A	N/A	32.284	PK

Note: Measure Level (dBμV/m) = Reading Level (dBμV) + Factor (dB)

Factor (dB) = Cable Loss (dB) + Antenna Factor (dB/m)

Site: AC1	Time: 2017/12/16 - 07:00
Limit: FCC_Part15.209_RE(3m)	Engineer: Snake Ni
Probe: BBHA9120D_1-18GHz	Polarity: Vertical
EUT: VIDEO CONFERENCING ENDPOINT	Power: AC 120V/60Hz
Test Mode: Transmit by 802.11b at Channel 2412MHz	

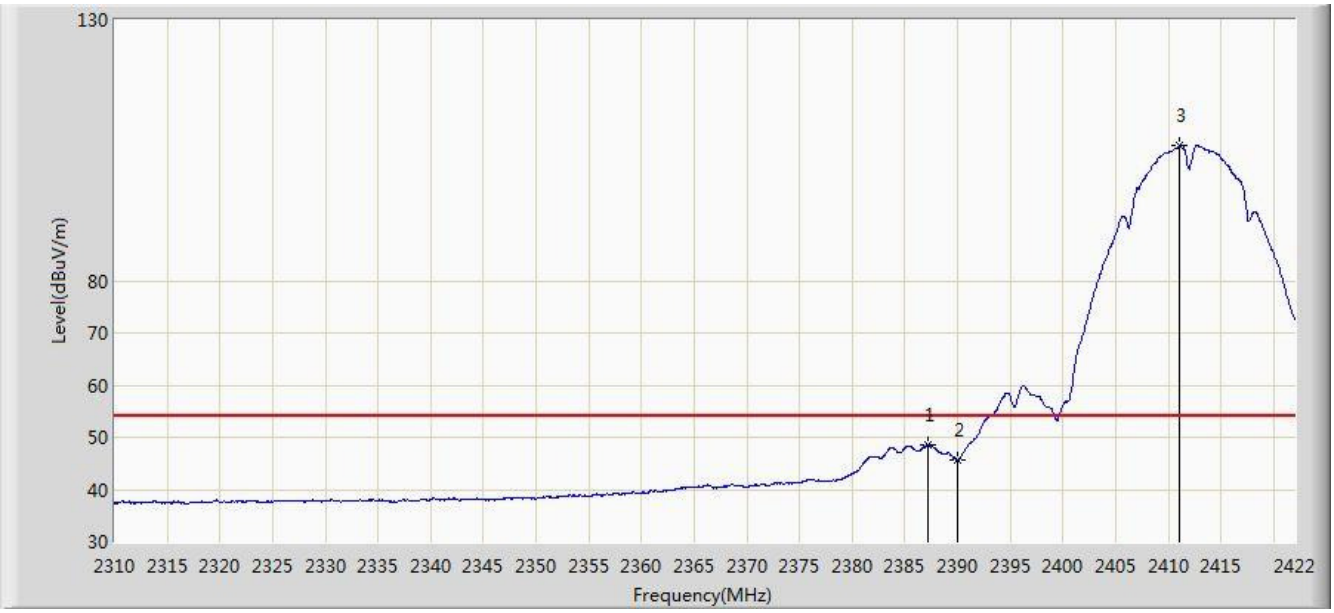

No	Flag	Mark	Frequency (MHz)	Measure Level (dBuV/m)	Reading Level (dBuV)	Margin (dB)	Limit (dBuV/m)	Factor (dB)	Type
1			2387.168	48.495	16.164	-5.505	54.000	32.331	AV
2			2390.000	45.634	13.307	-8.366	54.000	32.327	AV
3		*	2411.080	105.977	73.692	N/A	N/A	32.285	AV

Note: Measure Level (dBμV/m) = Reading Level (dBμV) + Factor (dB)

Factor (dB) = Cable Loss (dB) + Antenna Factor (dB/m)

Site: AC1	Time: 2017/12/16 - 07:09
Limit: FCC_Part15.209_RE(3m)	Engineer: Snake Ni
Probe: BBHA9120D_1-18GHz	Polarity: Horizontal
EUT: VIDEO CONFERENCING ENDPOINT	Power: AC 120V/60Hz
Test Mode: Transmit by 802.11b at Channel 2462MHz	

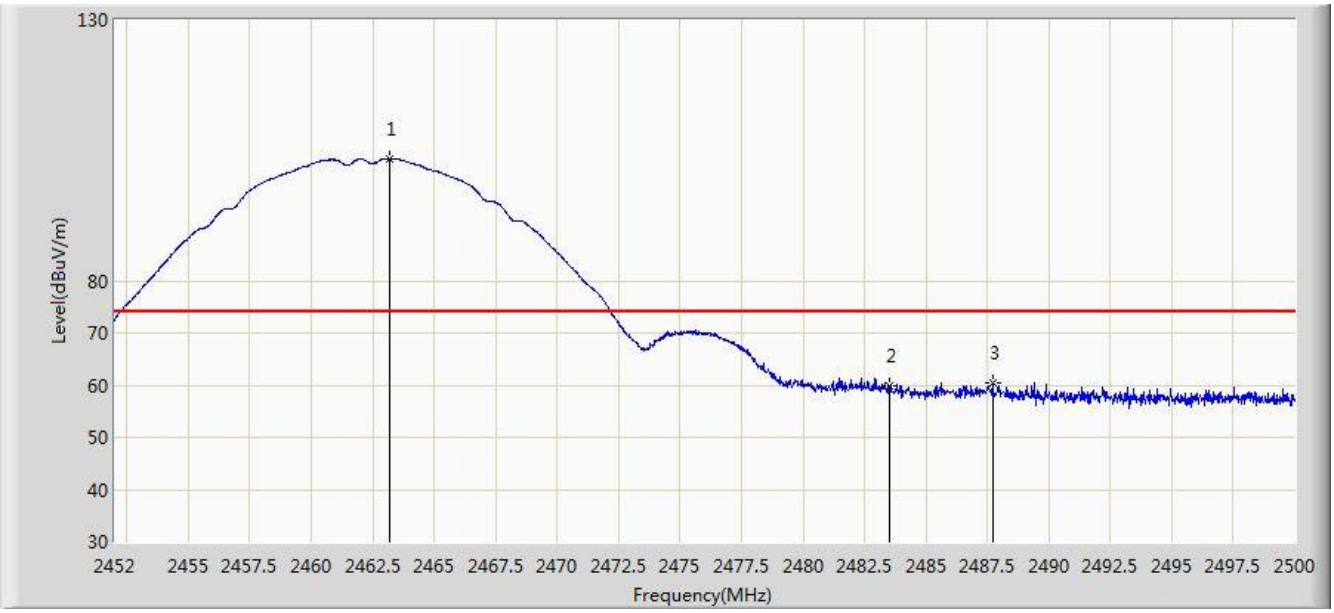

No	Flag	Mark	Frequency (MHz)	Measure Level (dBuV/m)	Reading Level (dBuV)	Margin (dB)	Limit (dBuV/m)	Factor (dB)	Type
1		*	2463.160	103.466	71.184	N/A	N/A	32.282	PK
2			2483.500	59.815	27.476	-14.185	74.000	32.340	PK
3			2487.712	60.351	27.995	-13.649	74.000	32.355	PK

Note: Measure Level (dBμV/m) = Reading Level (dBμV) + Factor (dB)

Factor (dB) = Cable Loss (dB) + Antenna Factor (dB/m)

Site: AC1	Time: 2017/12/16 - 07:10
Limit: FCC_Part15.209_RE(3m)	Engineer: Snake Ni
Probe: BBHA9120D_1-18GHz	Polarity: Horizontal
EUT: VIDEO CONFERENCING ENDPOINT	Power: AC 120V/60Hz
Test Mode: Transmit by 802.11b at Channel 2462MHz	

No	Flag	Mark	Frequency (MHz)	Measure Level (dBuV/m)	Reading Level (dBuV)	Margin (dB)	Limit (dBuV/m)	Factor (dB)	Type
1		*	2461.168	99.822	67.543	N/A	N/A	32.279	AV
2			2483.500	47.642	15.303	-6.358	54.000	32.340	AV

Note: Measure Level (dBμV/m) = Reading Level (dBμV) + Factor (dB)

Factor (dB) = Cable Loss (dB) + Antenna Factor (dB/m)

Site: AC1	Time: 2017/12/16 - 07:09
Limit: FCC_Part15.209_RE(3m)	Engineer: Snake Ni
Probe: BBHA9120D_1-18GHz	Polarity: Vertical
EUT: VIDEO CONFERENCING ENDPOINT	Power: AC 120V/60Hz
Test Mode: Transmit by 802.11b at Channel 2462MHz	

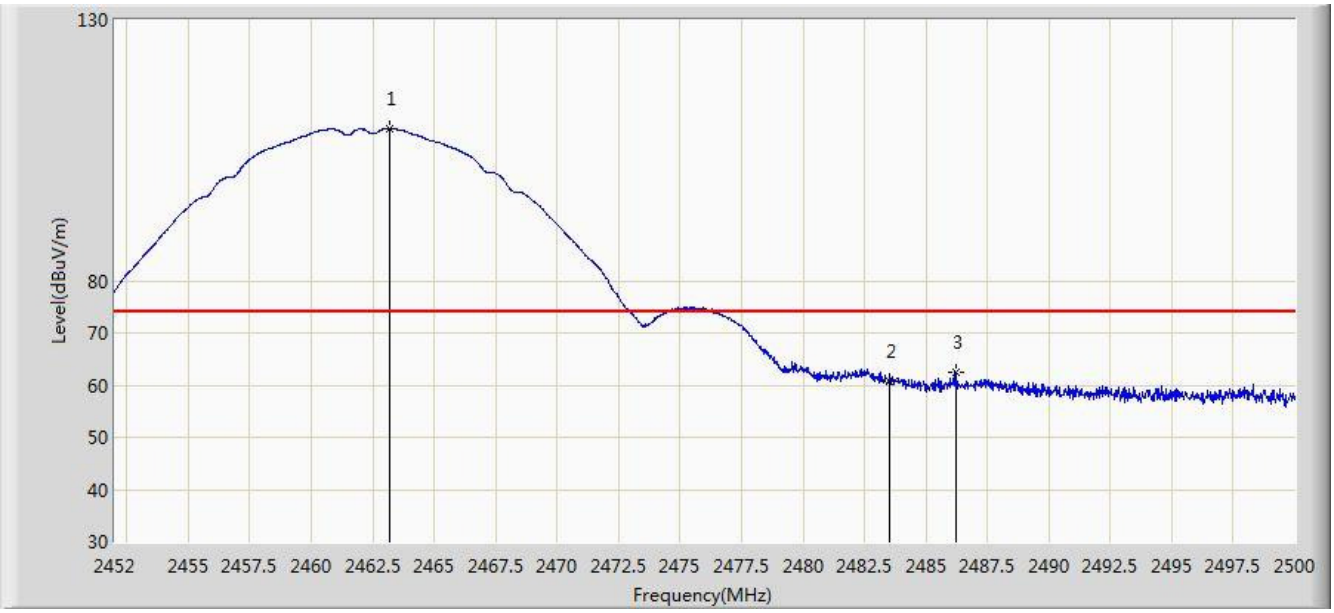

No	Flag	Mark	Frequency (MHz)	Measure Level (dBuV/m)	Reading Level (dBuV)	Margin (dB)	Limit (dBuV/m)	Factor (dB)	Type
1		*	2463.208	109.234	76.952	N/A	N/A	32.282	PK
2			2483.500	60.845	28.506	-13.155	74.000	32.340	PK
3			2486.224	62.529	30.179	-11.471	74.000	32.350	PK

Note: Measure Level (dBμV/m) = Reading Level (dBμV) + Factor (dB)

Factor (dB) = Cable Loss (dB) + Antenna Factor (dB/m)

Site: AC1	Time: 2017/12/16 - 07:08
Limit: FCC_Part15.209_RE(3m)	Engineer: Snake Ni
Probe: BBHA9120D_1-18GHz	Polarity: Vertical
EUT: VIDEO CONFERENCING ENDPOINT	Power: AC 120V/60Hz
Test Mode: Transmit by 802.11b at Channel 2462MHz	

No	Flag	Mark	Frequency (MHz)	Measure Level (dBuV/m)	Reading Level (dBuV)	Margin (dB)	Limit (dBuV/m)	Factor (dB)	Type
1		*	2461.192	105.622	73.343	N/A	N/A	32.279	AV
2			2483.500	51.568	19.229	-2.432	54.000	32.340	AV

Note: Measure Level (dBμV/m) = Reading Level (dBμV) + Factor (dB)

Factor (dB) = Cable Loss (dB) + Antenna Factor (dB/m)

Site: AC1	Time: 2017/12/16 - 07:15
Limit: FCC_Part15.209_RE(3m)	Engineer: Snake Ni
Probe: BBHA9120D_1-18GHz	Polarity: Horizontal
EUT: VIDEO CONFERENCING ENDPOINT	Power: AC 120V/60Hz
Test Mode: Transmit by 802.11g at Channel 2412MHz	

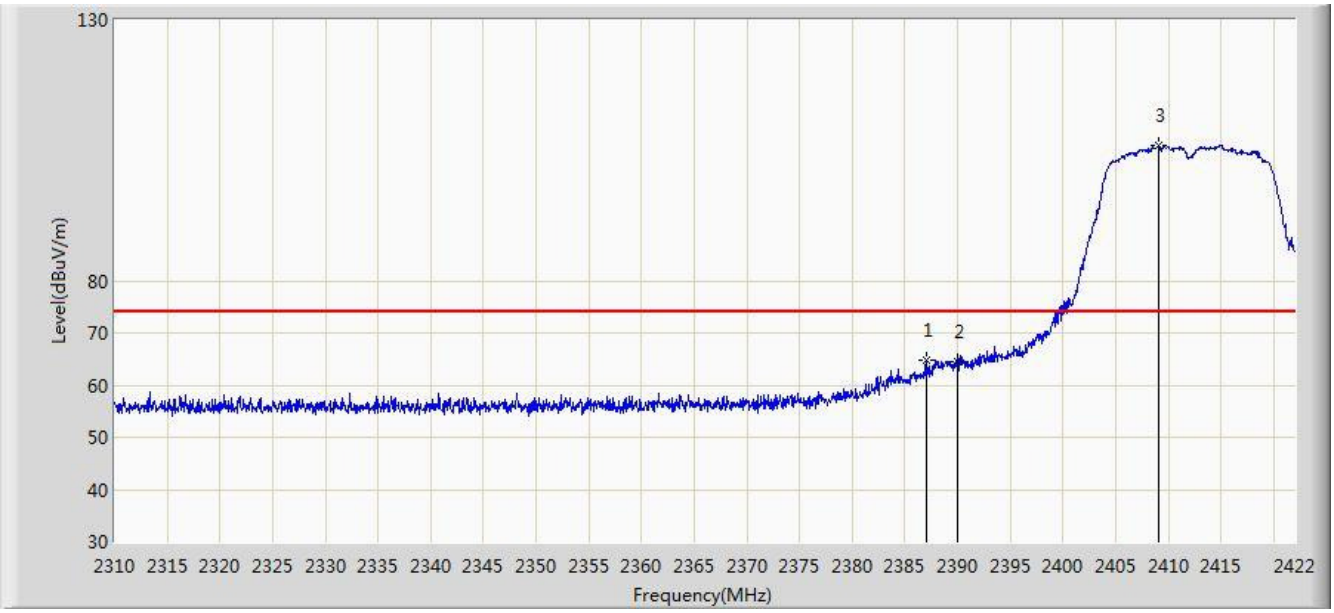

No	Flag	Mark	Frequency (MHz)	Measure Level (dBuV/m)	Reading Level (dBuV)	Margin (dB)	Limit (dBuV/m)	Factor (dB)	Type
1			2387.112	64.833	32.502	-9.167	74.000	32.330	PK
2			2390.000	64.404	32.077	-9.596	74.000	32.327	PK
3		*	2409.064	105.987	73.698	N/A	N/A	32.289	PK

Note: Measure Level (dBμV/m) = Reading Level (dBμV) + Factor (dB)

Factor (dB) = Cable Loss (dB) + Antenna Factor (dB/m)

Site: AC1	Time: 2017/12/16 - 07:16
Limit: FCC_Part15.209_RE(3m)	Engineer: Snake Ni
Probe: BBHA9120D_1-18GHz	Polarity: Horizontal
EUT: VIDEO CONFERENCING ENDPOINT	Power: AC 120V/60Hz
Test Mode: Transmit by 802.11g at Channel 2412MHz	

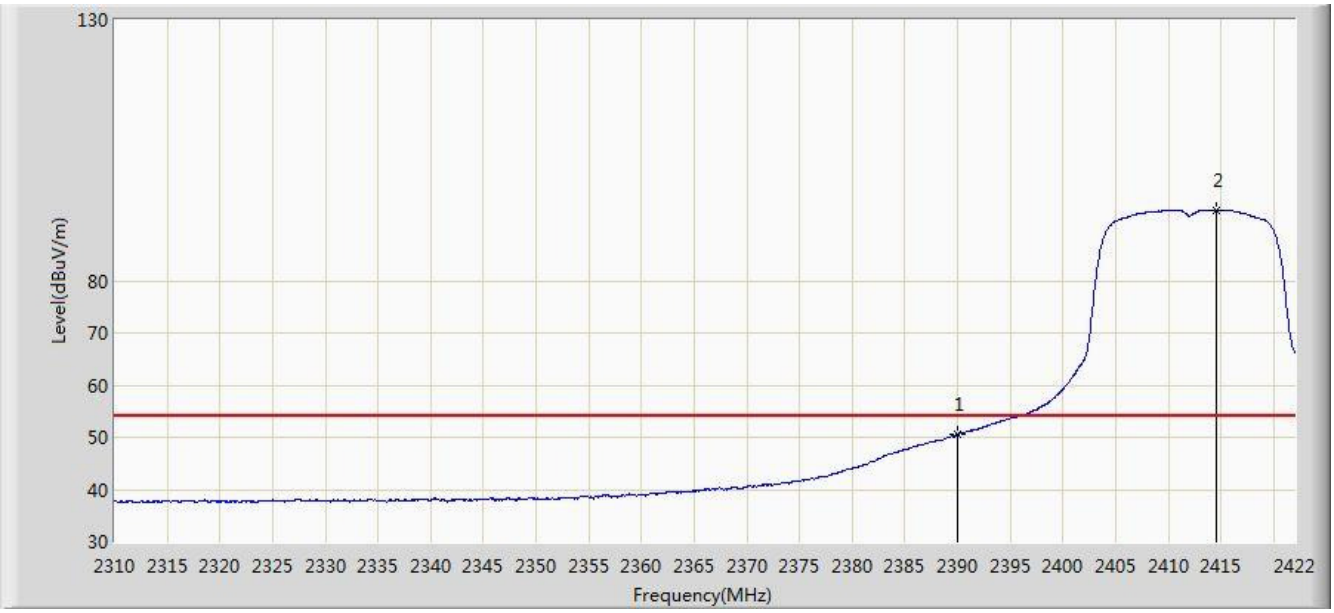

No	Flag	Mark	Frequency (MHz)	Measure Level (dBuV/m)	Reading Level (dBuV)	Margin (dB)	Limit (dBuV/m)	Factor (dB)	Type
1			2390.000	50.492	18.165	-3.508	54.000	32.327	AV
2		*	2414.608	93.535	61.251	N/A	N/A	32.284	AV

Note: Measure Level (dBμV/m) = Reading Level (dBμV) + Factor (dB)

Factor (dB) = Cable Loss (dB) + Antenna Factor (dB/m)

Site: AC1	Time: 2017/12/16 - 07:14
Limit: FCC_Part15.209_RE(3m)	Engineer: Snake Ni
Probe: BBHA9120D_1-18GHz	Polarity: Vertical
EUT: VIDEO CONFERENCING ENDPOINT	Power: AC 120V/60Hz
Test Mode: Transmit by 802.11g at Channel 2412MHz	

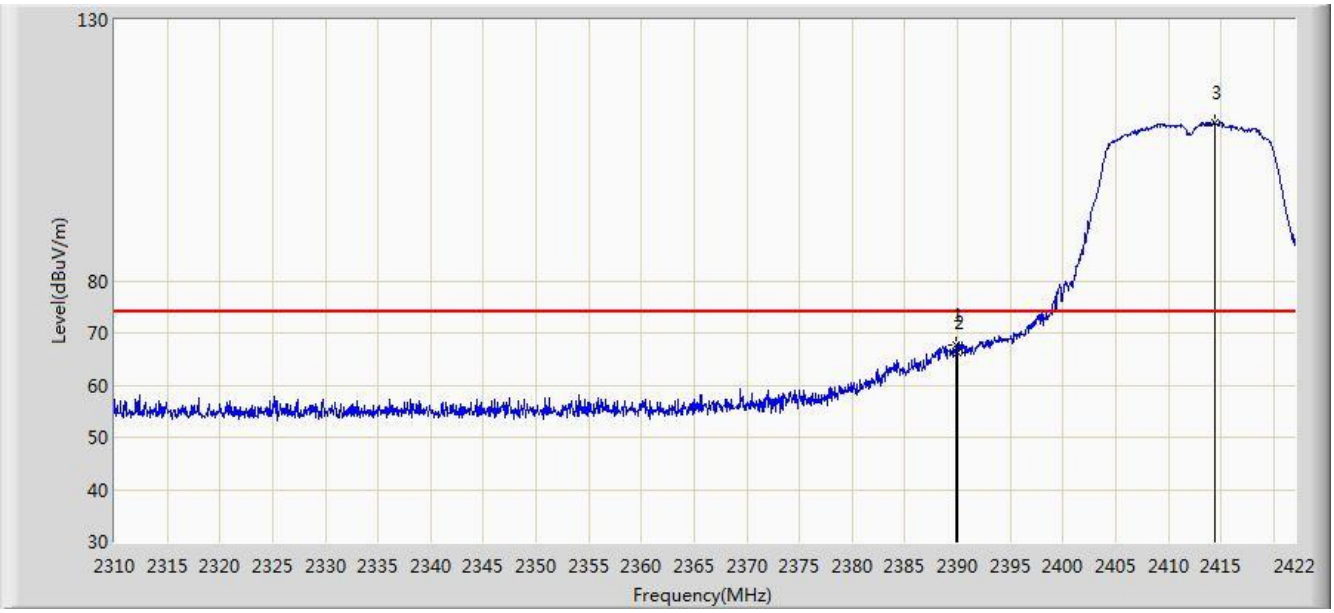

No	Flag	Mark	Frequency (MHz)	Measure Level (dBuV/m)	Reading Level (dBuV)	Margin (dB)	Limit (dBuV/m)	Factor (dB)	Type
1			2389.912	67.545	35.218	-6.455	74.000	32.327	PK
2			2390.000	66.240	33.913	-7.760	74.000	32.327	PK
3		*	2414.440	110.426	78.142	N/A	N/A	32.284	PK

Note: Measure Level (dBμV/m) = Reading Level (dBμV) + Factor (dB)

Factor (dB) = Cable Loss (dB) + Antenna Factor (dB/m)

Site: AC1	Time: 2017/12/16 - 07:14
Limit: FCC_Part15.209_RE(3m)	Engineer: Snake Ni
Probe: BBHA9120D_1-18GHz	Polarity: Vertical
EUT: VIDEO CONFERENCING ENDPOINT	Power: AC 120V/60Hz
Test Mode: Transmit by 802.11g at Channel 2412MHz	

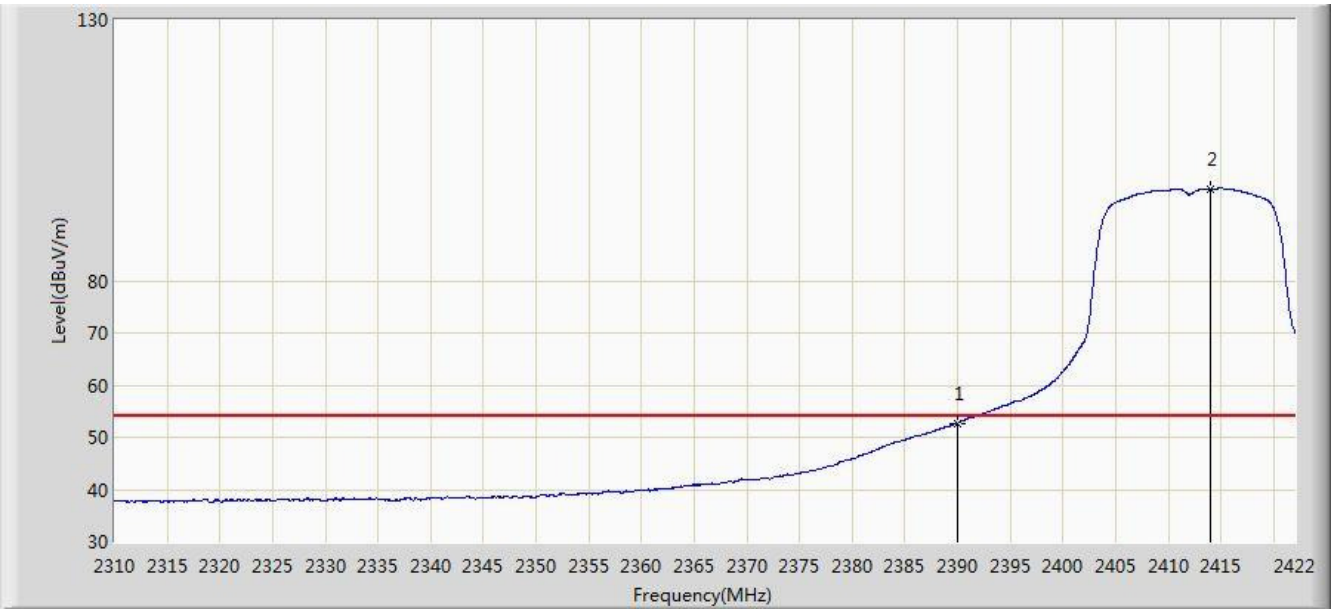

No	Flag	Mark	Frequency (MHz)	Measure Level (dBuV/m)	Reading Level (dBuV)	Margin (dB)	Limit (dBuV/m)	Factor (dB)	Type
1			2390.000	52.723	20.396	-1.277	54.000	32.327	AV
2		*	2413.936	97.643	65.359	N/A	N/A	32.284	AV

Note: Measure Level (dBμV/m) = Reading Level (dBμV) + Factor (dB)

Factor (dB) = Cable Loss (dB) + Antenna Factor (dB/m)

Site: AC1	Time: 2018/03/17 - 18:36
Limit: FCC_Part15.209_RE(3m)	Engineer: Will Yan
Probe: BBHA9120D_1-18GHz	Polarity: Horizontal
EUT: VIDEO CONFERENCING ENDPOING	Power: AC 120V/60Hz
Test Mode: Transmit by 802.11g at channel 2452MHz	

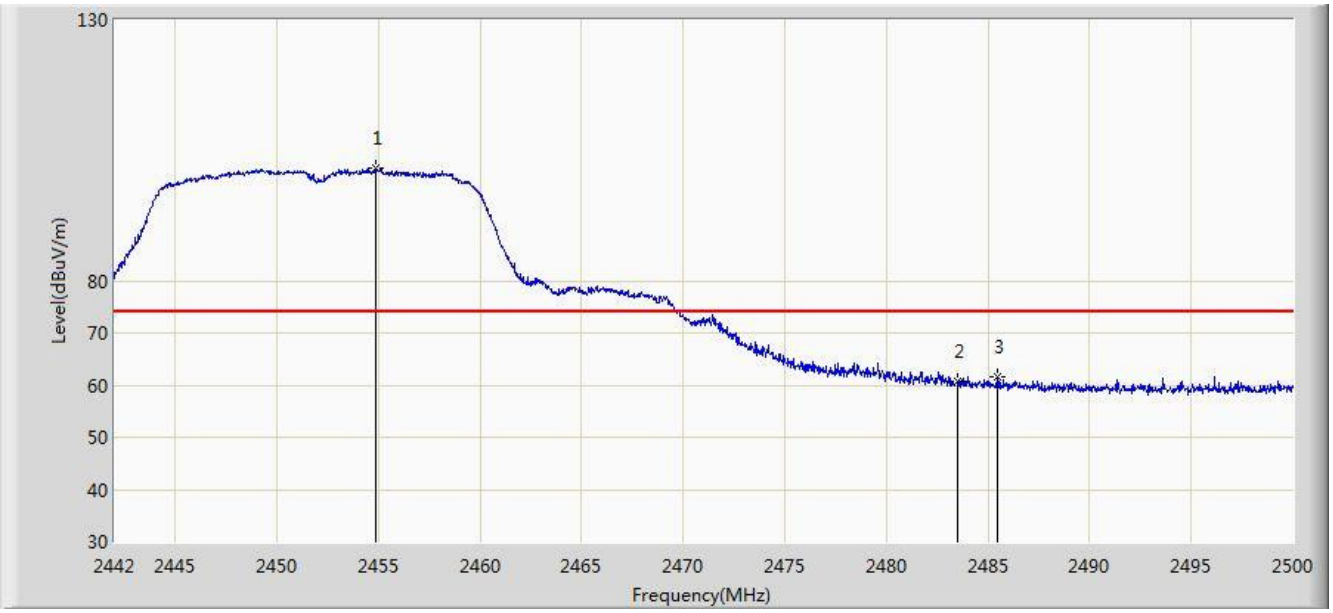

No	Flag	Mark	Frequency (MHz)	Measure Level (dBuV/m)	Reading Level (dBuV)	Over Limit (dB)	Limit (dBuV/m)	Factor (dB)	Type
1		*	2454.847	101.653	69.129	N/A	N/A	32.524	PK
2			2483.500	60.719	28.123	-13.281	74.000	32.596	PK
3			2485.442	61.568	28.967	-12.432	74.000	32.601	PK

Note: Measure Level (dBμV/m) = Reading Level (dBμV) + Factor (dB)

Factor (dB) = Cable Loss (dB) + Antenna Factor (dB/m)

Site: AC1	Time: 2018/03/17 - 18:37
Limit: FCC_Part15.209_RE(3m)	Engineer: Will Yan
Probe: BBHA9120D_1-18GHz	Polarity: Horizontal
EUT: VIDEO CONFERENCING ENDPOING	Power: AC 120V/60Hz
Test Mode: Transmit by 802.11g at channel 2452MHz	

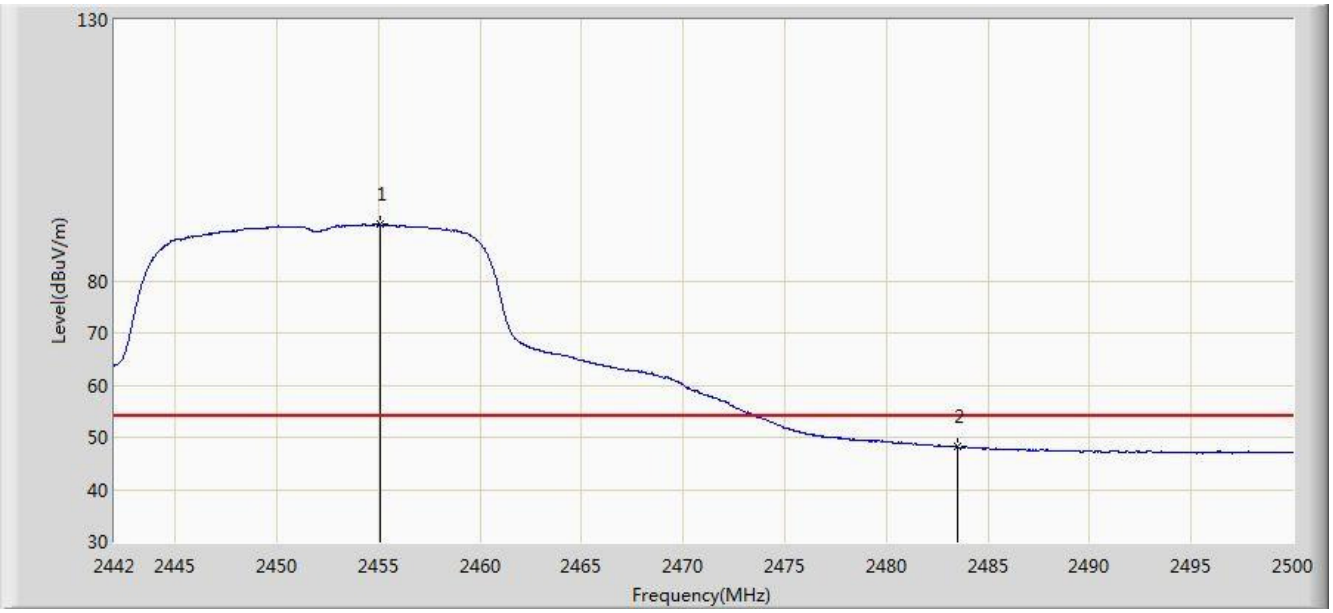

No	Flag	Mark	Frequency (MHz)	Measure Level (dBuV/m)	Reading Level (dBuV)	Over Limit (dB)	Limit (dBuV/m)	Factor (dB)	Type
1		*	2455.050	90.825	58.300	N/A	N/A	32.525	AV
2			2483.500	48.128	15.532	-5.872	54.000	32.596	AV

Note: Measure Level (dBμV/m) = Reading Level (dBμV) + Factor (dB)

Factor (dB) = Cable Loss (dB) + Antenna Factor (dB/m)

Site: AC1	Time: 2018/03/17 - 18:33
Limit: FCC_Part15.209_RE(3m)	Engineer: Will Yan
Probe: BBHA9120D_1-18GHz	Polarity: Vertical
EUT: VIDEO CONFERENCING ENDPOING	Power: AC 120V/60Hz
Test Mode: Transmit by 802.11g at channel 2452MHz	

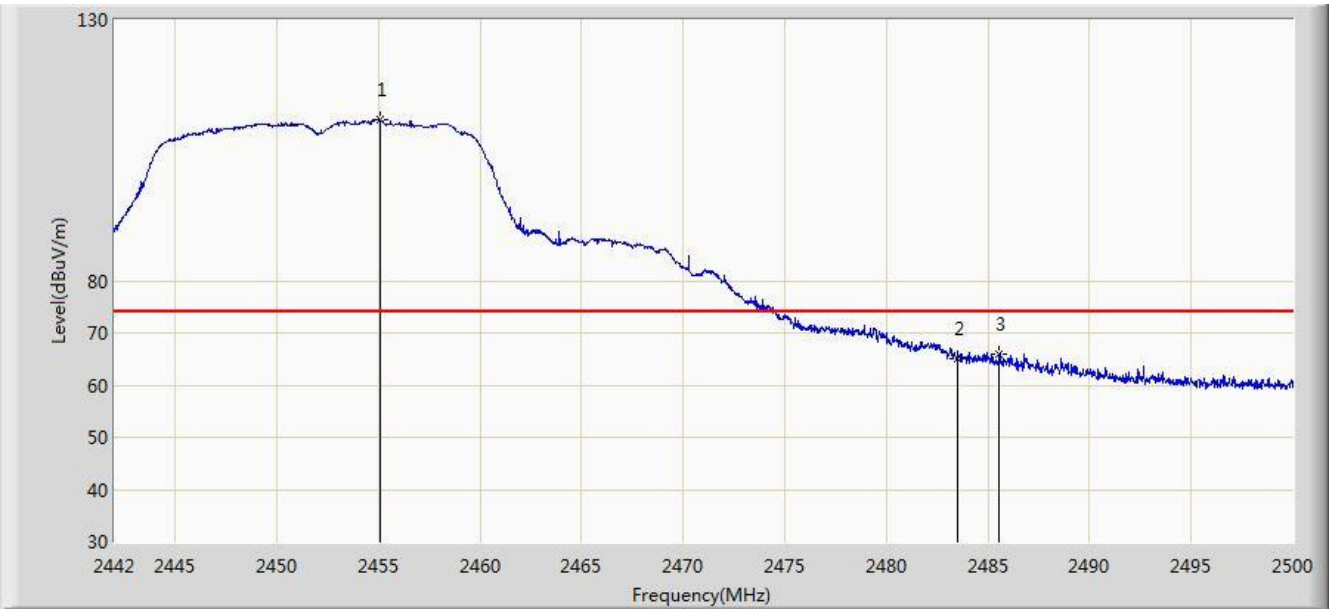

No	Flag	Mark	Frequency (MHz)	Measure Level (dBuV/m)	Reading Level (dBuV)	Over Limit (dB)	Limit (dBuV/m)	Factor (dB)	Type
1		*	2455.050	110.764	78.239	N/A	N/A	32.525	PK
2			2483.500	65.043	32.447	-8.957	74.000	32.596	PK
3			2485.529	65.878	33.277	-8.122	74.000	32.601	PK

Note: Measure Level (dBμV/m) = Reading Level (dBμV) + Factor (dB)

Factor (dB) = Cable Loss (dB) + Antenna Factor (dB/m)

Site: AC1	Time: 2018/03/17 - 18:32
Limit: FCC_Part15.209_RE(3m)	Engineer: Will Yan
Probe: BBHA9120D_1-18GHz	Polarity: Vertical
EUT: VIDEO CONFERENCING ENDPOING	Power: AC 120V/60Hz
Test Mode: Transmit by 802.11g at channel 2452MHz	

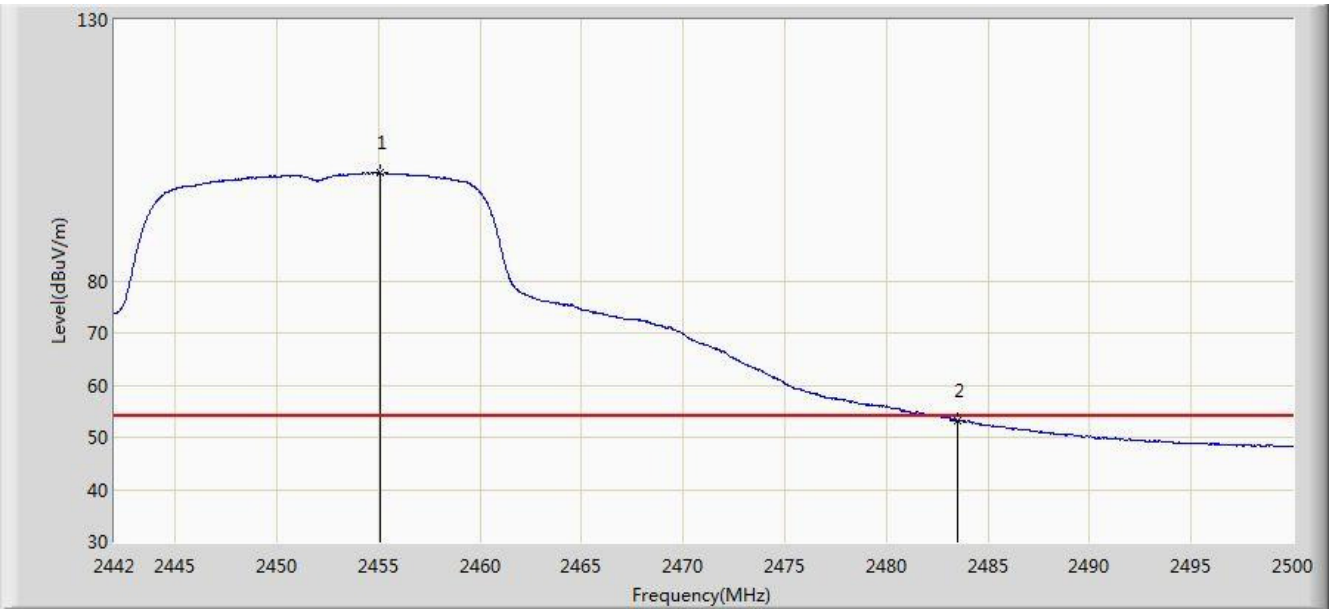

No	Flag	Mark	Frequency (MHz)	Measure Level (dBuV/m)	Reading Level (dBuV)	Over Limit (dB)	Limit (dBuV/m)	Factor (dB)	Type
1		*	2455.079	100.656	68.131	N/A	N/A	32.525	AV
2			2483.500	53.187	20.591	-0.813	54.000	32.596	AV

Note: Measure Level (dBμV/m) = Reading Level (dBμV) + Factor (dB)

Factor (dB) = Cable Loss (dB) + Antenna Factor (dB/m)

Site: AC1	Time: 2018/03/17 - 18:24
Limit: FCC_Part15.209_RE(3m)	Engineer: Will Yan
Probe: BBHA9120D_1-18GHz	Polarity: Horizontal
EUT: VIDEO CONFERENCING ENDPOING	Power: AC 120V/60Hz
Test Mode: Transmit by 802.11g at channel 2457MHz	

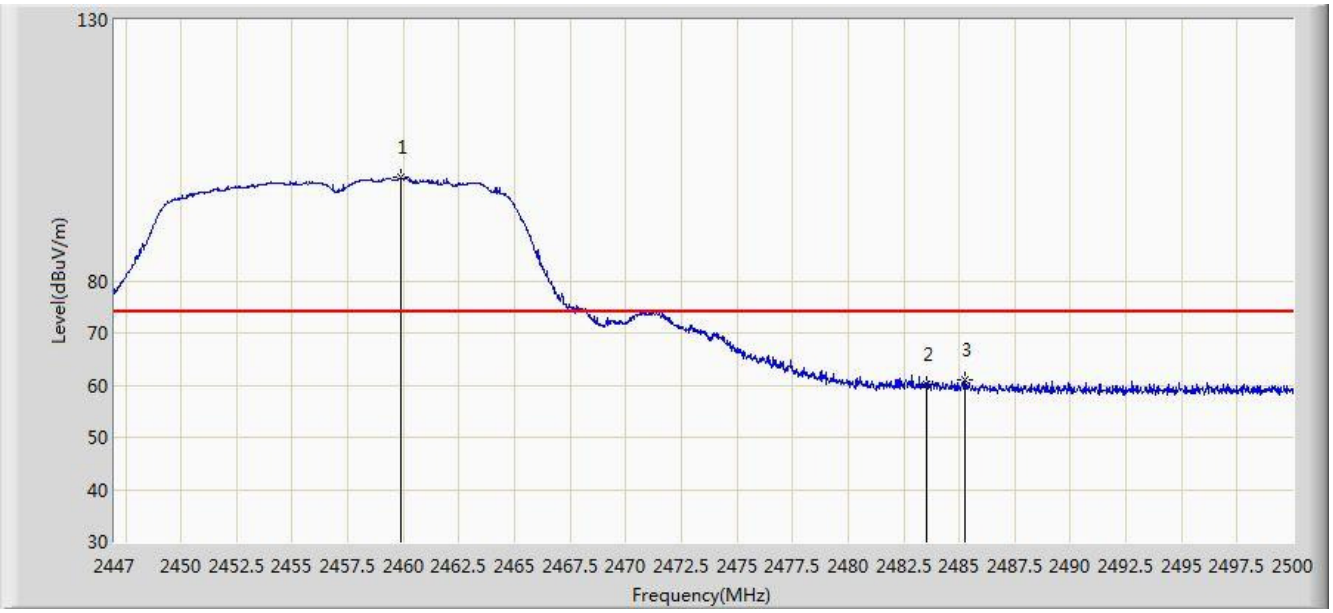

No	Flag	Mark	Frequency (MHz)	Measure Level (dBuV/m)	Reading Level (dBuV)	Over Limit (dB)	Limit (dBuV/m)	Factor (dB)	Type
1		*	2459.906	99.799	67.263	N/A	N/A	32.535	PK
2			2483.500	60.211	27.615	-13.789	74.000	32.596	PK
3			2485.266	61.005	28.405	-12.995	74.000	32.600	PK

Note: Measure Level (dBμV/m) = Reading Level (dBμV) + Factor (dB)

Factor (dB) = Cable Loss (dB) + Antenna Factor (dB/m)

Site: AC1	Time: 2018/03/17 - 18:24
Limit: FCC_Part15.209_RE(3m)	Engineer: Will Yan
Probe: BBHA9120D_1-18GHz	Polarity: Horizontal
EUT: VIDEO CONFERENCING ENDPOING	Power: AC 120V/60Hz
Test Mode: Transmit by 802.11g at channel 2457MHz	

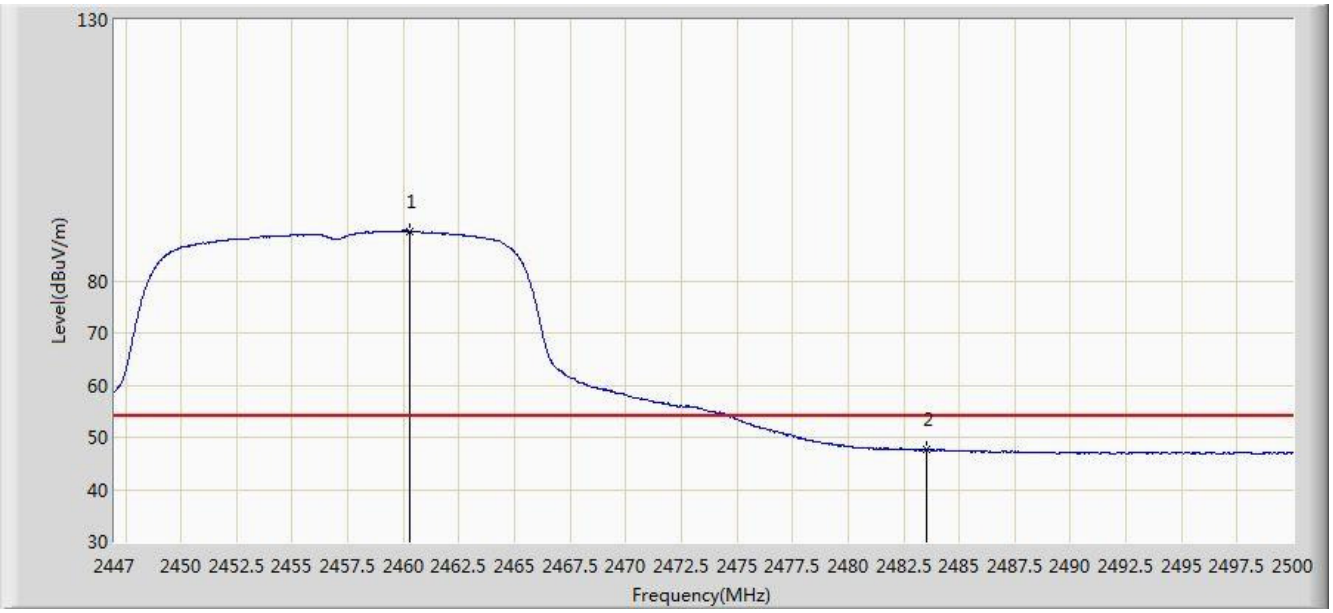

No	Flag	Mark	Frequency (MHz)	Measure Level (dBuV/m)	Reading Level (dBuV)	Over Limit (dB)	Limit (dBuV/m)	Factor (dB)	Type
1		*	2460.250	89.497	56.961	N/A	N/A	32.537	AV
2			2483.500	47.566	14.970	-6.434	54.000	32.596	AV

Note: Measure Level (dBμV/m) = Reading Level (dBμV) + Factor (dB)

Factor (dB) = Cable Loss (dB) + Antenna Factor (dB/m)

Site: AC1	Time: 2018/03/17 - 18:23
Limit: FCC_Part15.209_RE(3m)	Engineer: Will Yan
Probe: BBHA9120D_1-18GHz	Polarity: Vertical
EUT: VIDEO CONFERENCING ENDPOING	Power: AC 120V/60Hz
Test Mode: Transmit by 802.11g at channel 2457MHz	

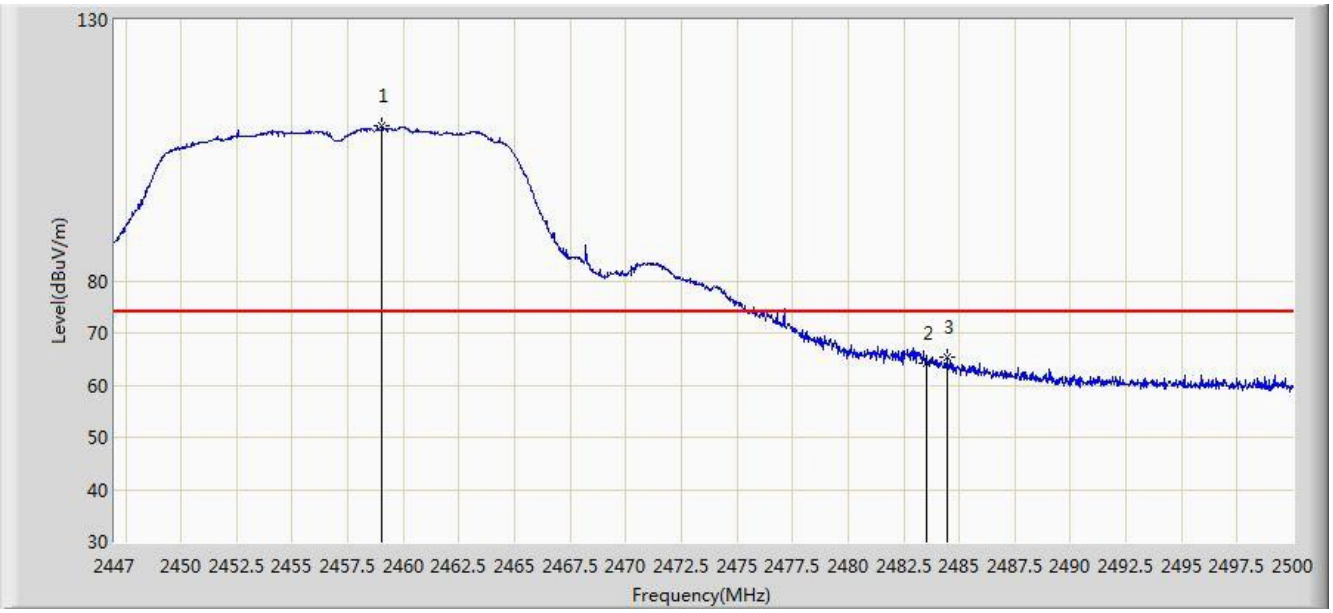

No	Flag	Mark	Frequency (MHz)	Measure Level (dBuV/m)	Reading Level (dBuV)	Over Limit (dB)	Limit (dBuV/m)	Factor (dB)	Type
1		*	2459.031	109.683	77.149	N/A	N/A	32.534	PK
2			2483.500	64.113	31.517	-9.887	74.000	32.596	PK
3			2484.471	65.417	32.819	-8.583	74.000	32.598	PK

Note: Measure Level (dBμV/m) = Reading Level (dBμV) + Factor (dB)

Factor (dB) = Cable Loss (dB) + Antenna Factor (dB/m)

Site: AC1	Time: 2018/03/17 - 18:22
Limit: FCC_Part15.209_RE(3m)	Engineer: Will Yan
Probe: BBHA9120D_1-18GHz	Polarity: Vertical
EUT: VIDEO CONFERENCING ENDPOING	Power: AC 120V/60Hz
Test Mode: Transmit by 802.11g at channel 2457MHz	

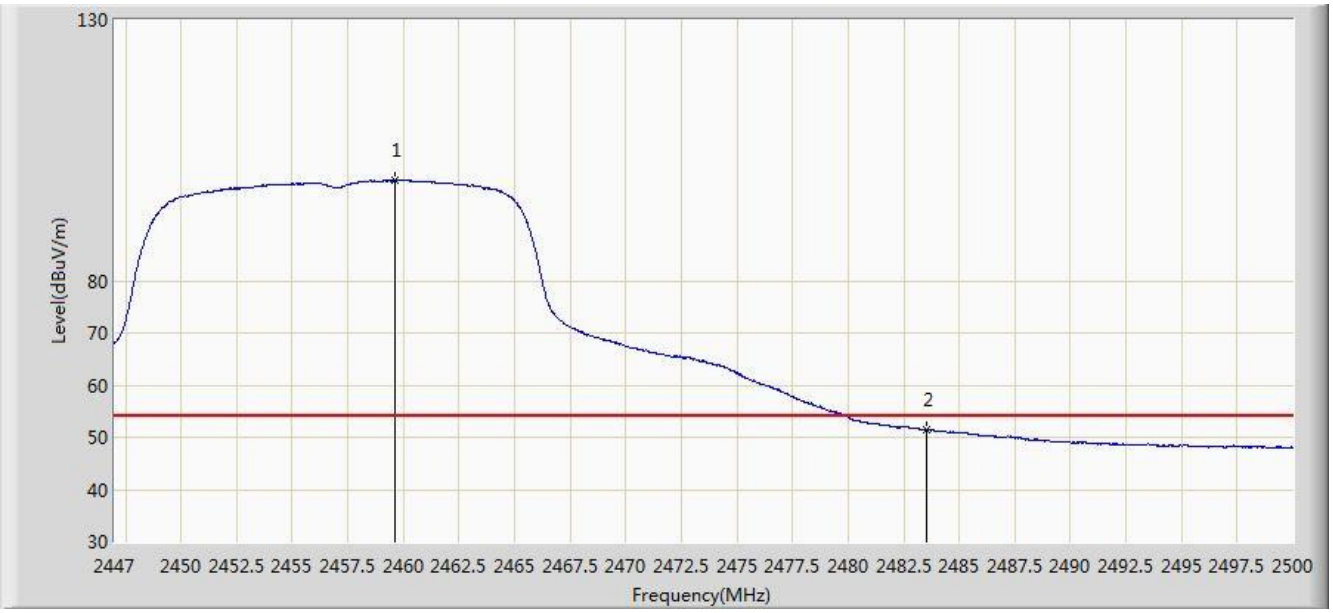

No	Flag	Mark	Frequency (MHz)	Measure Level (dBuV/m)	Reading Level (dBuV)	Over Limit (dB)	Limit (dBuV/m)	Factor (dB)	Type
1		*	2459.587	99.254	66.719	N/A	N/A	32.535	AV
2			2483.500	51.397	18.801	-2.603	54.000	32.596	AV

Note: Measure Level (dBμV/m) = Reading Level (dBμV) + Factor (dB)

Factor (dB) = Cable Loss (dB) + Antenna Factor (dB/m)

Site: AC1	Time: 2017/12/16 - 07:21
Limit: FCC_Part15.209_RE(3m)	Engineer: Snake Ni
Probe: BBHA9120D_1-18GHz	Polarity: Horizontal
EUT: VIDEO CONFERENCING ENDPOINT	Power: AC 120V/60Hz
Test Mode: Transmit by 802.11g at Channel 2462MHz	

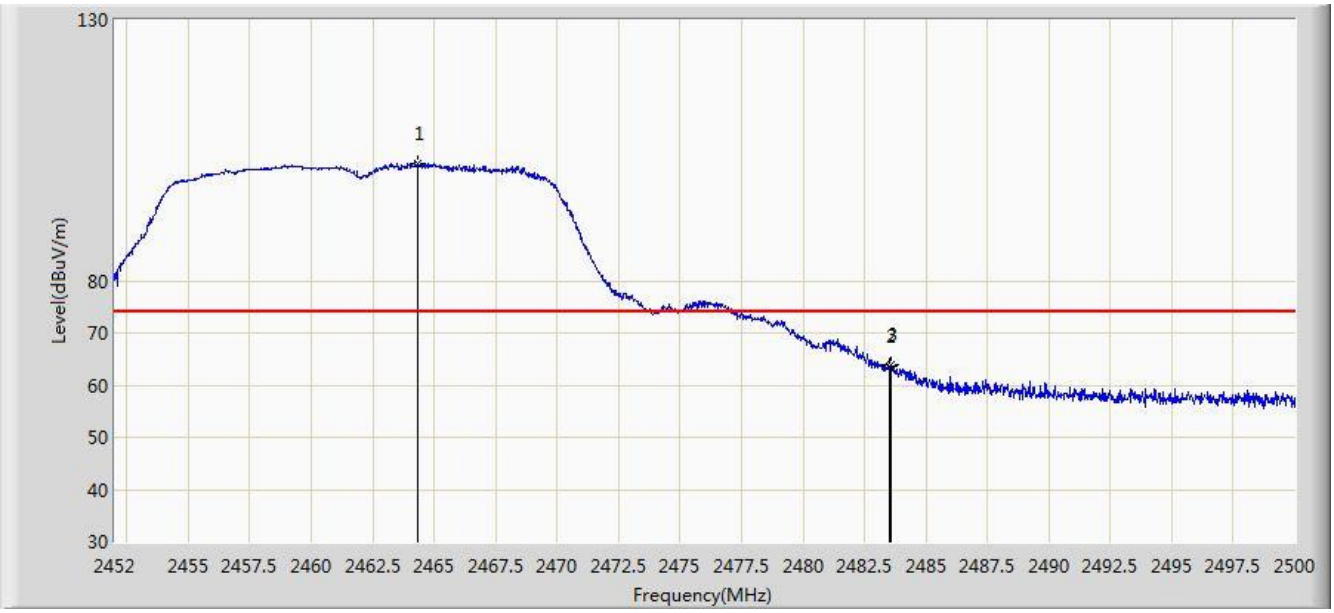

No	Flag	Mark	Frequency (MHz)	Measure Level (dBuV/m)	Reading Level (dBuV)	Margin (dB)	Limit (dBuV/m)	Factor (dB)	Type
1		*	2464.360	102.560	70.275	N/A	N/A	32.285	PK
2			2483.500	63.580	31.241	-10.420	74.000	32.340	PK
3			2483.584	63.878	31.539	-10.122	74.000	32.340	PK

Note: Measure Level (dBμV/m) = Reading Level (dBμV) + Factor (dB)

Factor (dB) = Cable Loss (dB) + Antenna Factor (dB/m)

Site: AC1	Time: 2017/12/16 - 07:22
Limit: FCC_Part15.209_RE(3m)	Engineer: Snake Ni
Probe: BBHA9120D_1-18GHz	Polarity: Horizontal
EUT: VIDEO CONFERENCING ENDPOINT	Power: AC 120V/60Hz
Test Mode: Transmit by 802.11g at Channel 2462MHz	

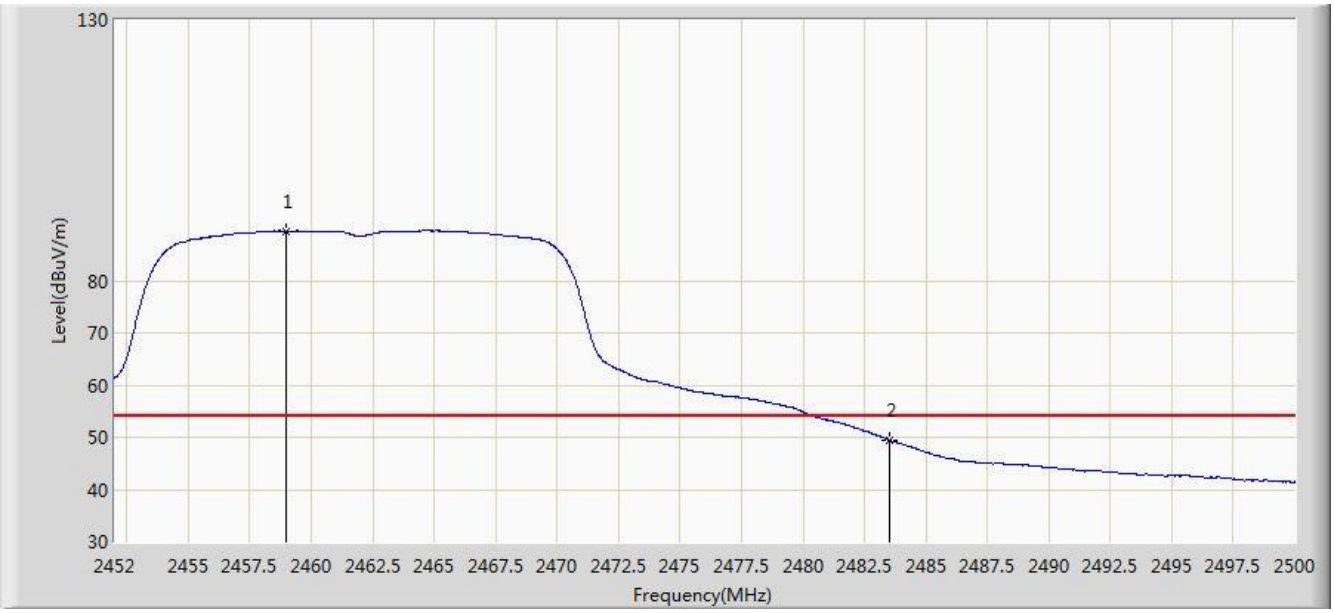

No	Flag	Mark	Frequency (MHz)	Measure Level (dBuV/m)	Reading Level (dBuV)	Margin (dB)	Limit (dBuV/m)	Factor (dB)	Type
1		*	2458.984	89.511	57.237	N/A	N/A	32.275	AV
2			2483.500	49.488	17.149	-4.512	54.000	32.340	AV

Note: Measure Level (dBμV/m) = Reading Level (dBμV) + Factor (dB)

Factor (dB) = Cable Loss (dB) + Antenna Factor (dB/m)

Site: AC1	Time: 2017/12/16 - 07:21
Limit: FCC_Part15.209_RE(3m)	Engineer: Snake Ni
Probe: BBHA9120D_1-18GHz	Polarity: Vertical
EUT: VIDEO CONFERENCING ENDPOINT	Power: AC 120V/60Hz
Test Mode: Transmit by 802.11g at Channel 2462MHz	

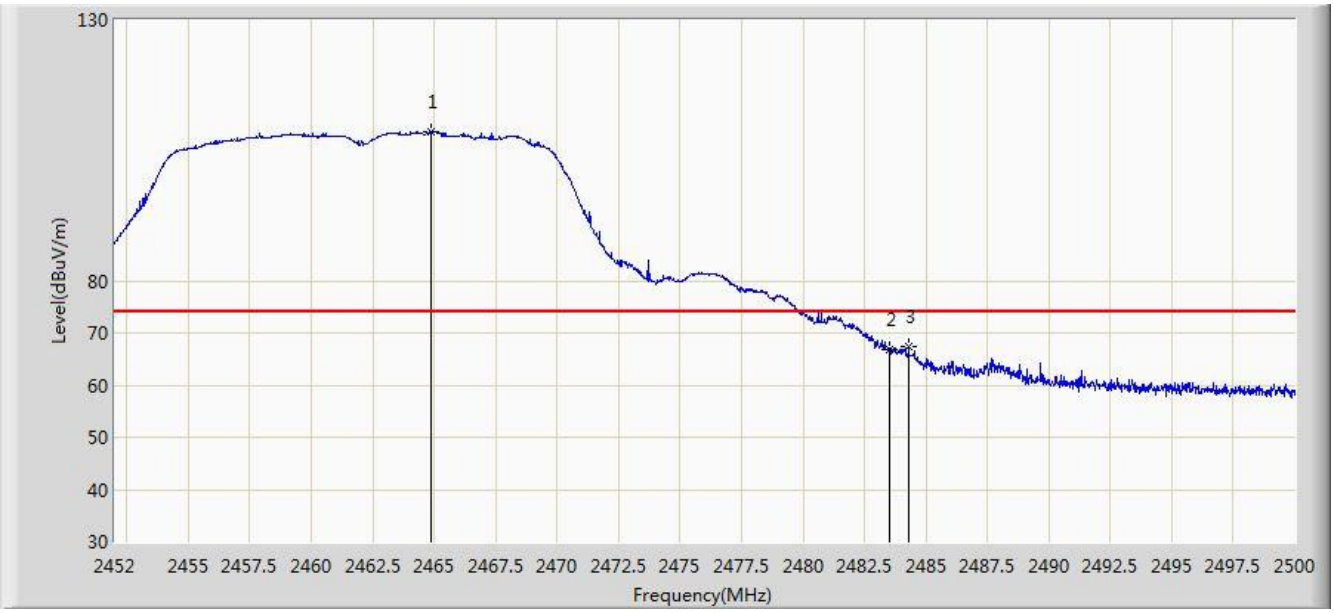

No	Flag	Mark	Frequency (MHz)	Measure Level (dBuV/m)	Reading Level (dBuV)	Margin (dB)	Limit (dBuV/m)	Factor (dB)	Type
1		*	2464.888	108.593	76.307	N/A	N/A	32.286	PK
2			2483.500	66.929	34.590	-7.071	74.000	32.340	PK
3			2484.304	67.389	35.047	-6.611	74.000	32.342	PK

Note: Measure Level (dBμV/m) = Reading Level (dBμV) + Factor (dB)

Factor (dB) = Cable Loss (dB) + Antenna Factor (dB/m)

Site: AC1	Time: 2017/12/16 - 07:20
Limit: FCC_Part15.209_RE(3m)	Engineer: Snake Ni
Probe: BBHA9120D_1-18GHz	Polarity: Vertical
EUT: VIDEO CONFERENCING ENDPOINT	Power: AC 120V/60Hz
Test Mode: Transmit by 802.11g at Channel 2462MHz	

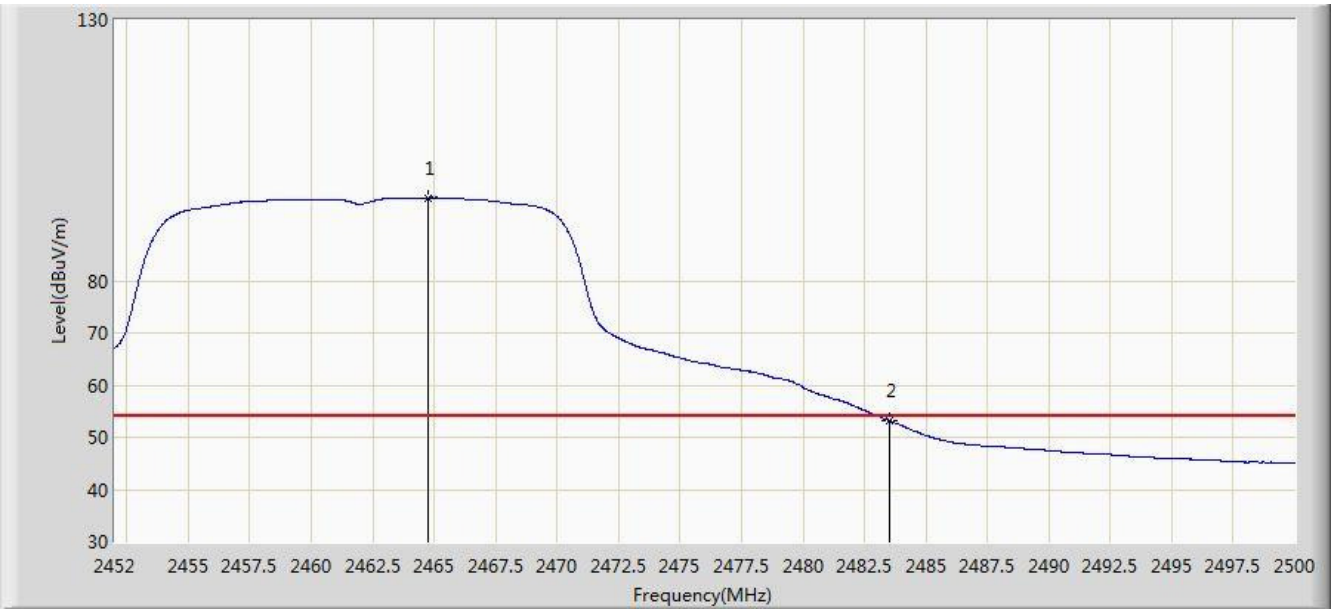

No	Flag	Mark	Frequency (MHz)	Measure Level (dBuV/m)	Reading Level (dBuV)	Margin (dB)	Limit (dBuV/m)	Factor (dB)	Type
1		*	2464.744	95.913	63.627	N/A	N/A	32.286	AV
2			2483.500	53.235	20.896	-0.765	54.000	32.340	AV

Note: Measure Level (dBμV/m) = Reading Level (dBμV) + Factor (dB)

Factor (dB) = Cable Loss (dB) + Antenna Factor (dB/m)

Site: AC1	Time: 2017/12/16 - 07:26
Limit: FCC_Part15.209_RE(3m)	Engineer: Snake Ni
Probe: BBHA9120D_1-18GHz	Polarity: Horizontal
EUT: VIDEO CONFERENCING ENDPOINT	Power: AC 120V/60Hz
Test Mode: Transmit by 802.11n-HT20 at Channel 2412MHz	

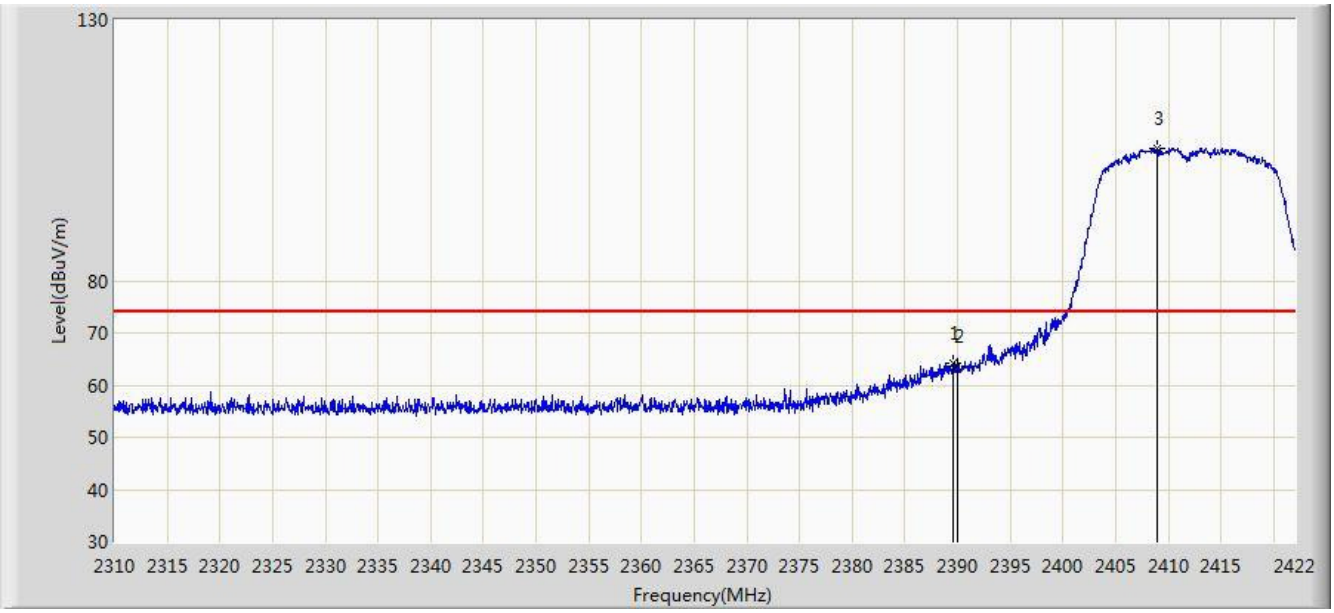

No	Flag	Mark	Frequency (MHz)	Measure Level (dBuV/m)	Reading Level (dBuV)	Margin (dB)	Limit (dBuV/m)	Factor (dB)	Type
1			2389.576	64.152	31.825	-9.848	74.000	32.328	PK
2			2390.000	63.608	31.281	-10.392	74.000	32.327	PK
3		*	2408.952	105.450	73.160	N/A	N/A	32.289	PK

Note: Measure Level (dBμV/m) = Reading Level (dBμV) + Factor (dB)

Factor (dB) = Cable Loss (dB) + Antenna Factor (dB/m)

Site: AC1	Time: 2017/12/16 - 07:27
Limit: FCC_Part15.209_RE(3m)	Engineer: Snake Ni
Probe: BBHA9120D_1-18GHz	Polarity: Horizontal
EUT: VIDEO CONFERENCING ENDPOINT	Power: AC 120V/60Hz
Test Mode: Transmit by 802.11n-HT20 at Channel 2412MHz	

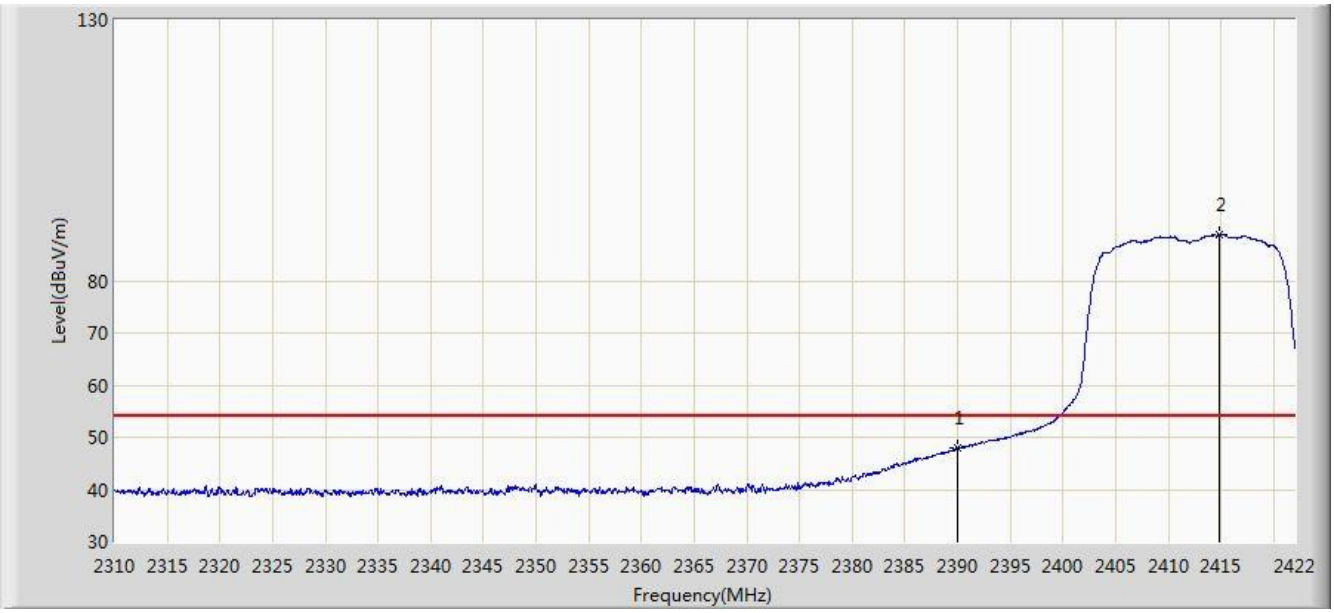

No	Flag	Mark	Frequency (MHz)	Measure Level (dBuV/m)	Reading Level (dBuV)	Margin (dB)	Limit (dBuV/m)	Factor (dB)	Type
1			2390.000	47.853	15.526	-6.147	54.000	32.327	AV
2		*	2414.888	88.941	56.657	N/A	N/A	32.284	AV

Note: Measure Level (dBμV/m) = Reading Level (dBμV) + Factor (dB)

Factor (dB) = Cable Loss (dB) + Antenna Factor (dB/m)

Site: AC1	Time: 2017/12/16 - 07:26
Limit: FCC_Part15.209_RE(3m)	Engineer: Snake Ni
Probe: BBHA9120D_1-18GHz	Polarity: Vertical
EUT: VIDEO CONFERENCING ENDPOINT	Power: AC 120V/60Hz
Test Mode: Transmit by 802.11n-HT20 at Channel 2412MHz	

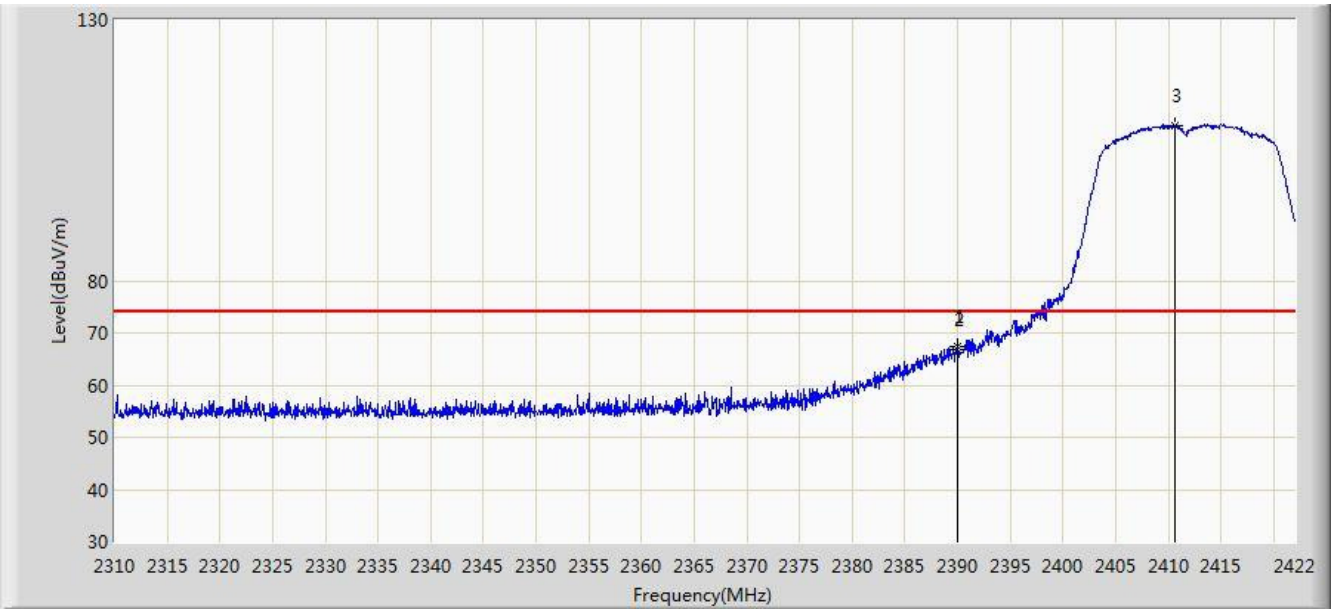

No	Flag	Mark	Frequency (MHz)	Measure Level (dBuV/m)	Reading Level (dBuV)	Margin (dB)	Limit (dBuV/m)	Factor (dB)	Type
1			2389.968	67.474	35.147	-6.526	74.000	32.327	PK
2			2390.000	66.821	34.494	-7.179	74.000	32.327	PK
3		*	2410.632	109.822	77.536	N/A	N/A	32.286	PK

Note: Measure Level (dBμV/m) = Reading Level (dBμV) + Factor (dB)

Factor (dB) = Cable Loss (dB) + Antenna Factor (dB/m)

Site: AC1	Time: 2017/12/16 - 07:25
Limit: FCC_Part15.209_RE(3m)	Engineer: Snake Ni
Probe: BBHA9120D_1-18GHz	Polarity: Vertical
EUT: VIDEO CONFERENCING ENDPOINT	Power: AC 120V/60Hz
Test Mode: Transmit by 802.11n-HT20 at Channel 2412MHz	

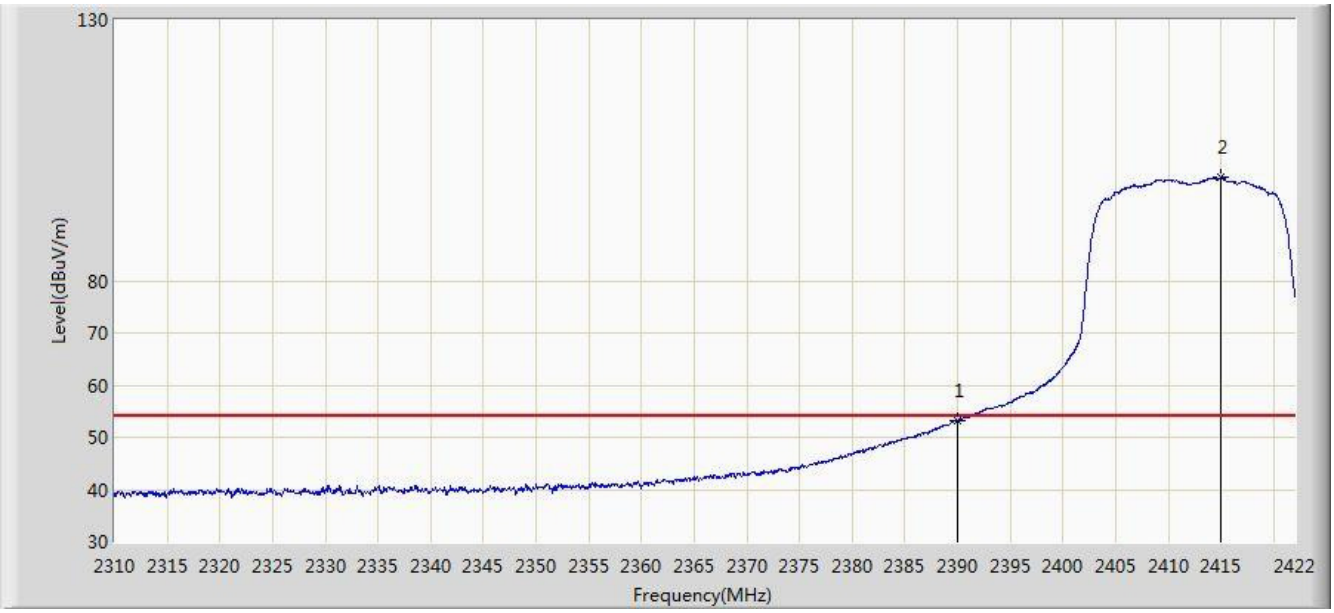

No	Flag	Mark	Frequency (MHz)	Measure Level (dBuV/m)	Reading Level (dBuV)	Margin (dB)	Limit (dBuV/m)	Factor (dB)	Type
1			2390.000	53.248	20.921	-0.752	54.000	32.327	AV
2		*	2415.000	99.753	67.469	N/A	N/A	32.284	AV

Note: Measure Level (dBμV/m) = Reading Level (dBμV) + Factor (dB)

Factor (dB) = Cable Loss (dB) + Antenna Factor (dB/m)

Site: AC1	Time: 2018/03/17 - 18:48
Limit: FCC_Part15.209_RE(3m)	Engineer: Will Yan
Probe: BBHA9120D_1-18GHz	Polarity: Horizontal
EUT: VIDEO CONFERENCING ENDPOING	Power: AC 120V/60Hz
Test Mode: Transmit by 802.11n-HT20 at channel 2452MHz	

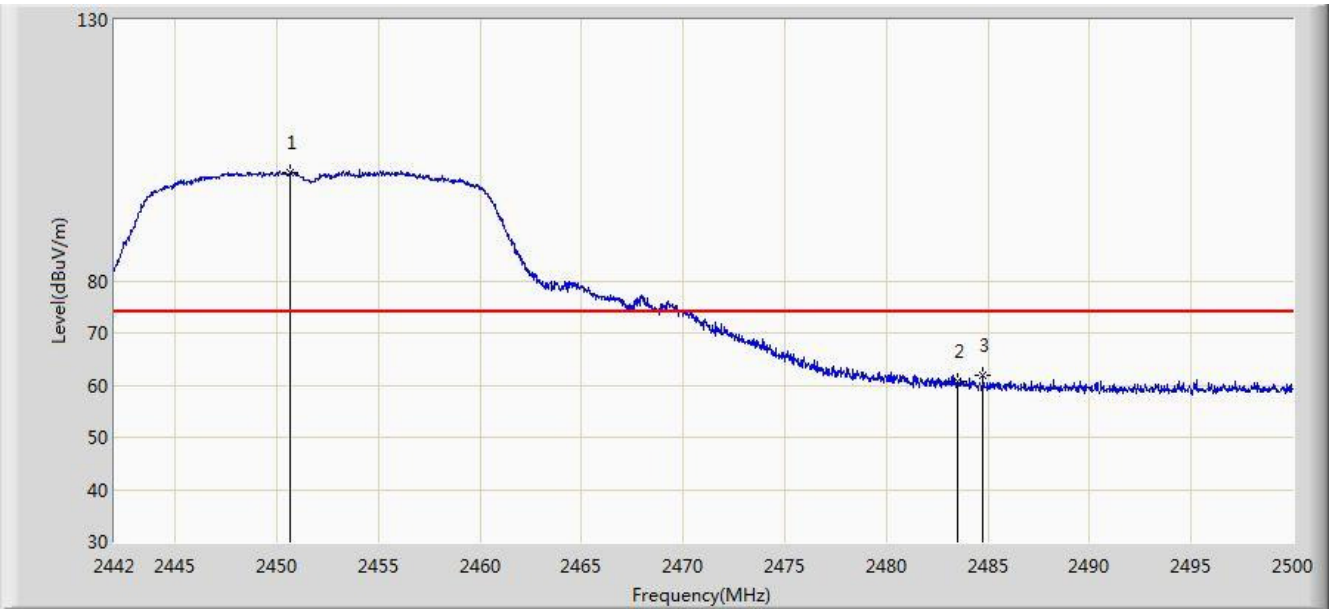

No	Flag	Mark	Frequency (MHz)	Measure Level (dBuV/m)	Reading Level (dBuV)	Over Limit (dB)	Limit (dBuV/m)	Factor (dB)	Type
1		*	2450.642	100.702	68.187	N/A	N/A	32.515	PK
2			2483.500	60.603	28.007	-13.397	74.000	32.596	PK
3			2484.746	61.889	29.290	-12.111	74.000	32.599	PK

Note: Measure Level (dBμV/m) = Reading Level (dBμV) + Factor (dB)

Factor (dB) = Cable Loss (dB) + Antenna Factor (dB/m)

Site: AC1	Time: 2018/03/17 - 18:49
Limit: FCC_Part15.209_RE(3m)	Engineer: Will Yan
Probe: BBHA9120D_1-18GHz	Polarity: Horizontal
EUT: VIDEO CONFERENCING ENDPOING	Power: AC 120V/60Hz
Test Mode: Transmit by 802.11n-HT20 at channel 2452MHz	

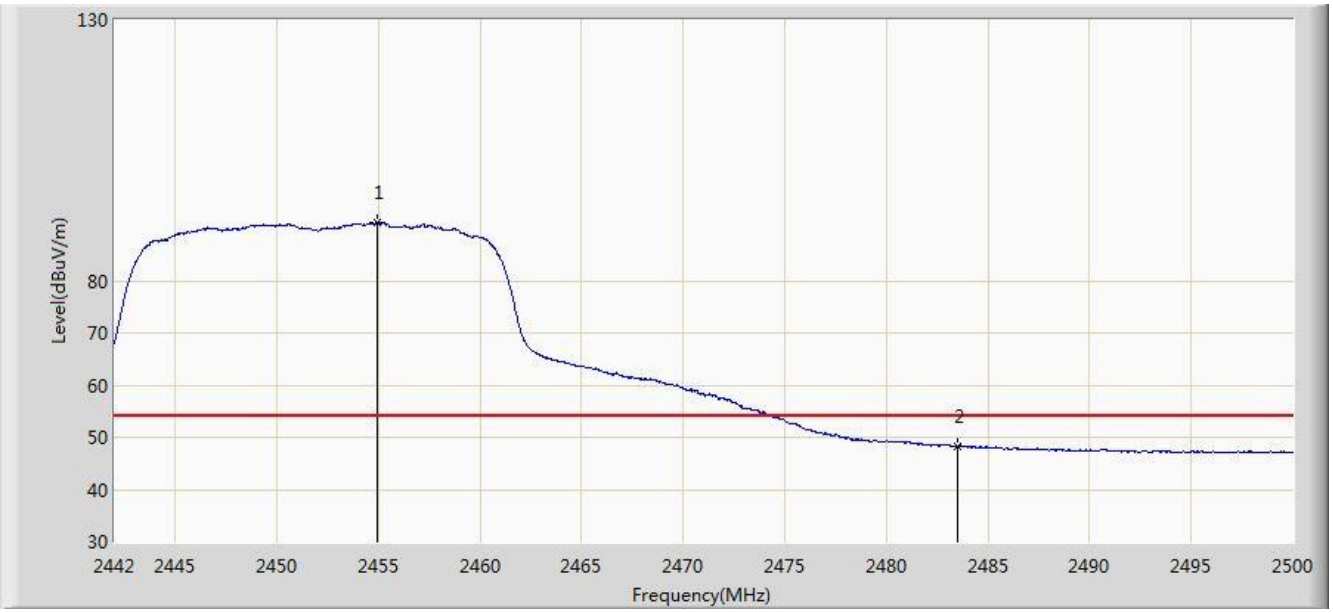

No	Flag	Mark	Frequency (MHz)	Measure Level (dBuV/m)	Reading Level (dBuV)	Over Limit (dB)	Limit (dBuV/m)	Factor (dB)	Type
1		*	2454.905	91.160	58.636	N/A	N/A	32.524	AV
2			2483.500	48.287	15.691	-5.713	54.000	32.596	AV

Note: Measure Level (dBμV/m) = Reading Level (dBμV) + Factor (dB)

Factor (dB) = Cable Loss (dB) + Antenna Factor (dB/m)

Site: AC1	Time: 2018/03/17 - 18:47
Limit: FCC_Part15.209_RE(3m)	Engineer: Will Yan
Probe: BBHA9120D_1-18GHz	Polarity: Vertical
EUT: VIDEO CONFERENCING ENDPOING	Power: AC 120V/60Hz
Test Mode: Transmit by 802.11n-HT20 at channel 2452MHz	

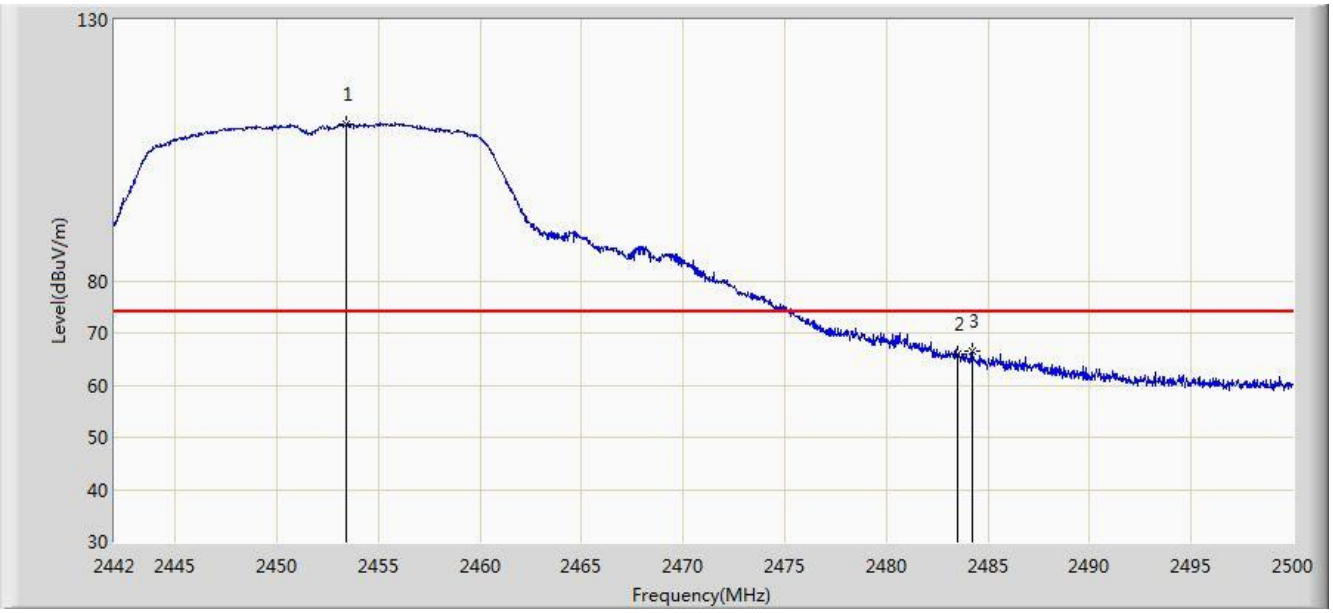

No	Flag	Mark	Frequency (MHz)	Measure Level (dBuV/m)	Reading Level (dBuV)	Over Limit (dB)	Limit (dBuV/m)	Factor (dB)	Type
1		*	2453.426	109.969	77.448	N/A	N/A	32.521	PK
2			2483.500	65.945	33.349	-8.055	74.000	32.596	PK
3			2484.195	66.593	33.995	-7.407	74.000	32.598	PK

Note: Measure Level (dBμV/m) = Reading Level (dBμV) + Factor (dB)

Factor (dB) = Cable Loss (dB) + Antenna Factor (dB/m)

Site: AC1	Time: 2018/03/17 - 18:46
Limit: FCC_Part15.209_RE(3m)	Engineer: Will Yan
Probe: BBHA9120D_1-18GHz	Polarity: Vertical
EUT: VIDEO CONFERENCING ENDPOING	Power: AC 120V/60Hz
Test Mode: Transmit by 802.11n-HT20 at channel 2452MHz	

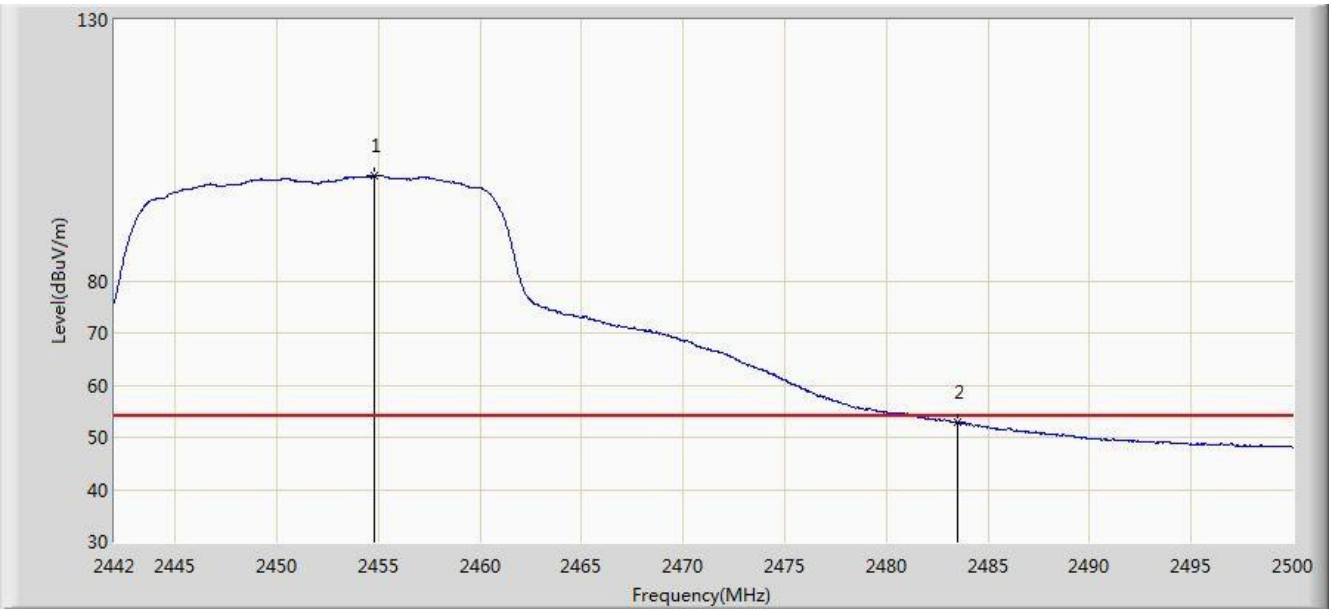

No	Flag	Mark	Frequency (MHz)	Measure Level (dBuV/m)	Reading Level (dBuV)	Over Limit (dB)	Limit (dBuV/m)	Factor (dB)	Type
1		*	2454.789	100.167	67.643	N/A	N/A	32.524	AV
2			2483.500	52.810	20.214	-1.190	54.000	32.596	AV

Note: Measure Level (dBμV/m) = Reading Level (dBμV) + Factor (dB)

Factor (dB) = Cable Loss (dB) + Antenna Factor (dB/m)

Site: AC1	Time: 2018/03/17 - 19:04
Limit: FCC_Part15.209_RE(3m)	Engineer: Will Yan
Probe: BBHA9120D_1-18GHz	Polarity: Horizontal
EUT: VIDEO CONFERENCING ENDPOING	Power: AC 120V/60Hz
Test Mode: Transmit by 802.11n-HT20 at channel 2457MHz	

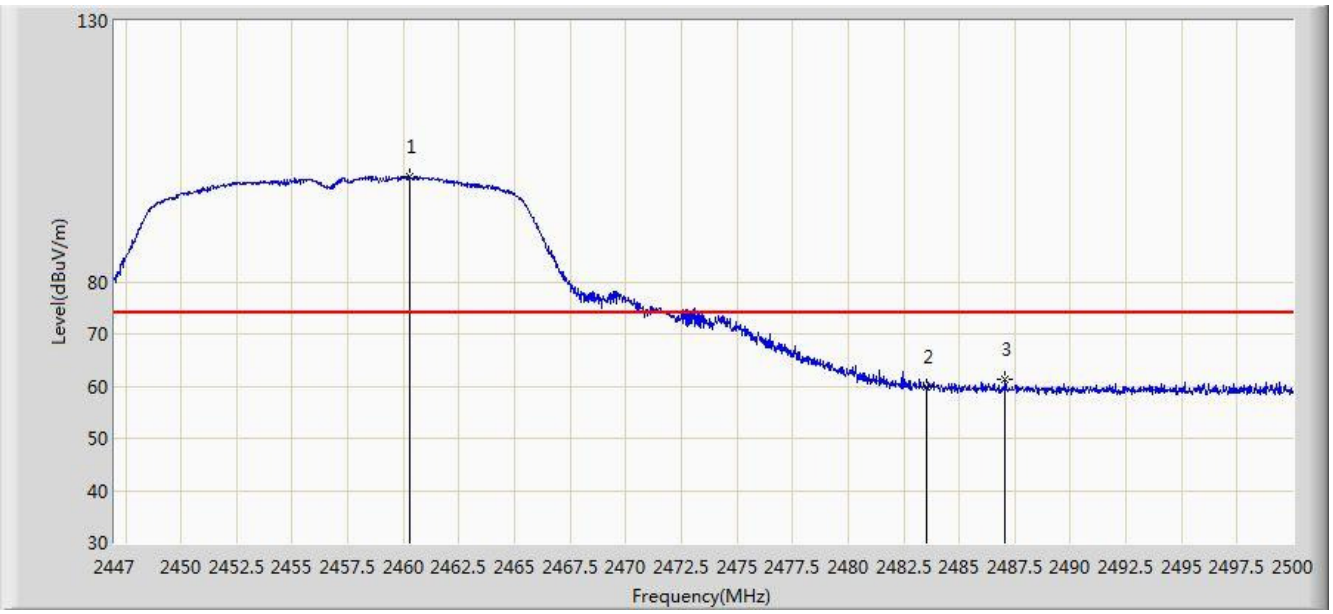

No	Flag	Mark	Frequency (MHz)	Measure Level (dBuV/m)	Reading Level (dBuV)	Over Limit (dB)	Limit (dBuV/m)	Factor (dB)	Type
1		*	2460.250	100.245	67.709	N/A	N/A	32.537	PK
2			2483.500	59.768	27.172	-14.232	74.000	32.596	PK
3			2487.068	61.222	28.617	-12.778	74.000	32.605	PK

Note: Measure Level (dBμV/m) = Reading Level (dBμV) + Factor (dB)

Factor (dB) = Cable Loss (dB) + Antenna Factor (dB/m)

Site: AC1	Time: 2018/03/17 - 19:06
Limit: FCC_Part15.209_RE(3m)	Engineer: Will Yan
Probe: BBHA9120D_1-18GHz	Polarity: Horizontal
EUT: VIDEO CONFERENCING ENDPOING	Power: AC 120V/60Hz
Test Mode: Transmit by 802.11n-HT20 at channel 2457MHz	

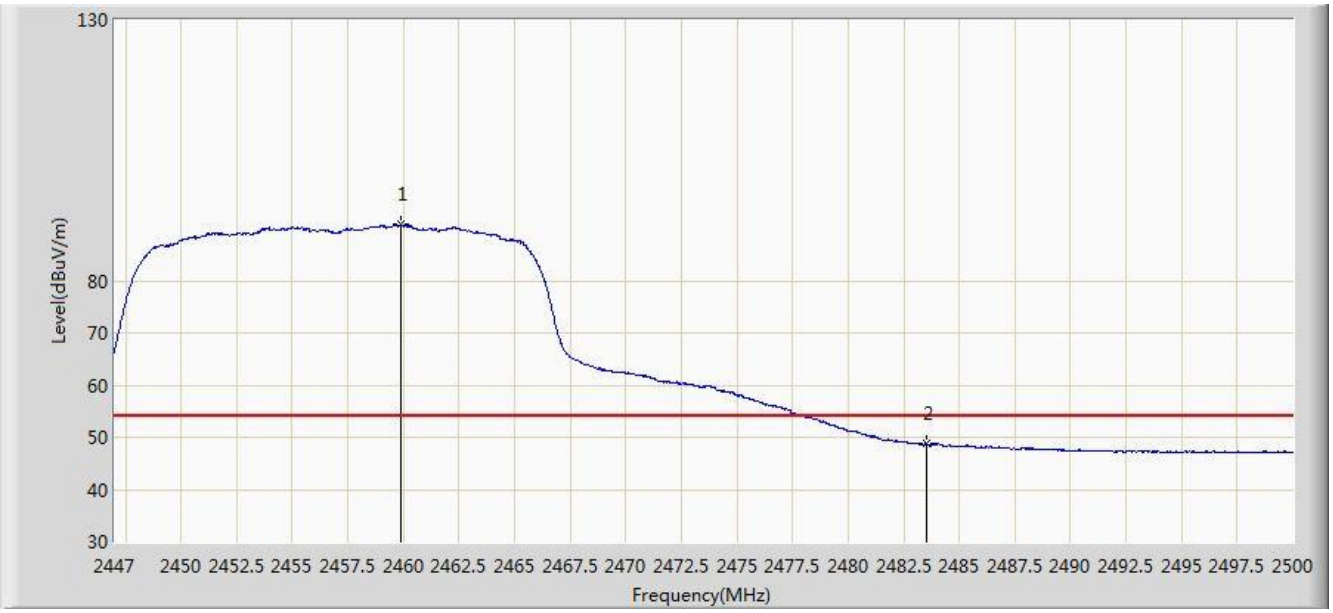

No	Flag	Mark	Frequency (MHz)	Measure Level (dBuV/m)	Reading Level (dBuV)	Over Limit (dB)	Limit (dBuV/m)	Factor (dB)	Type
1		*	2459.906	90.768	58.232	N/A	N/A	32.535	AV
2			2483.500	48.753	16.157	-5.247	54.000	32.596	AV

Note: Measure Level (dBμV/m) = Reading Level (dBμV) + Factor (dB)

Factor (dB) = Cable Loss (dB) + Antenna Factor (dB/m)

Site: AC1	Time: 2018/03/17 - 20:35
Limit: FCC_Part15.209_RE(3m)	Engineer: Will Yan
Probe: BBHA9120D_1-18GHz	Polarity: Vertical
EUT: VIDEO CONFERENCING ENDPOING	Power: AC 120V/60Hz
Test Mode: Transmit by 802.11n-HT20 at channel 2457MHz	

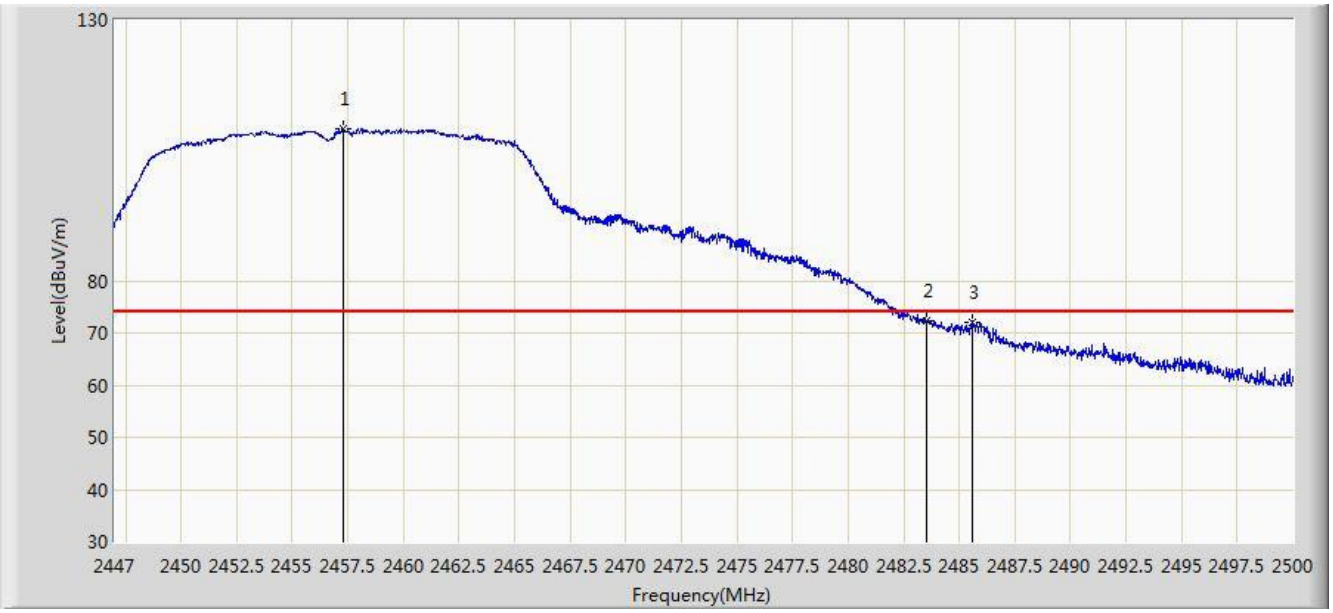

No	Flag	Mark	Frequency (MHz)	Measure Level (dBuV/m)	Reading Level (dBuV)	Over Limit (dB)	Limit (dBuV/m)	Factor	Type
1		*	2457.309	109.160	76.630	N/A	N/A	32.530	PK
2			2483.500	72.269	39.673	-1.731	74.000	32.596	PK
3			2485.611	72.173	39.572	-1.827	74.000	32.601	PK

Note: Measure Level (dBμV/m) = Reading Level (dBμV) + Factor (dB)

Factor (dB) = Cable Loss (dB) + Antenna Factor (dB/m)

Site: AC1	Time: 2018/03/17 - 18:43
Limit: FCC_Part15.209_RE(3m)	Engineer: Will Yan
Probe: BBHA9120D_1-18GHz	Polarity: Vertical
EUT: VIDEO CONFERENCING ENDPOING	Power: AC 120V/60Hz
Test Mode: Transmit by 802.11n-HT20 at channel 2457MHz	

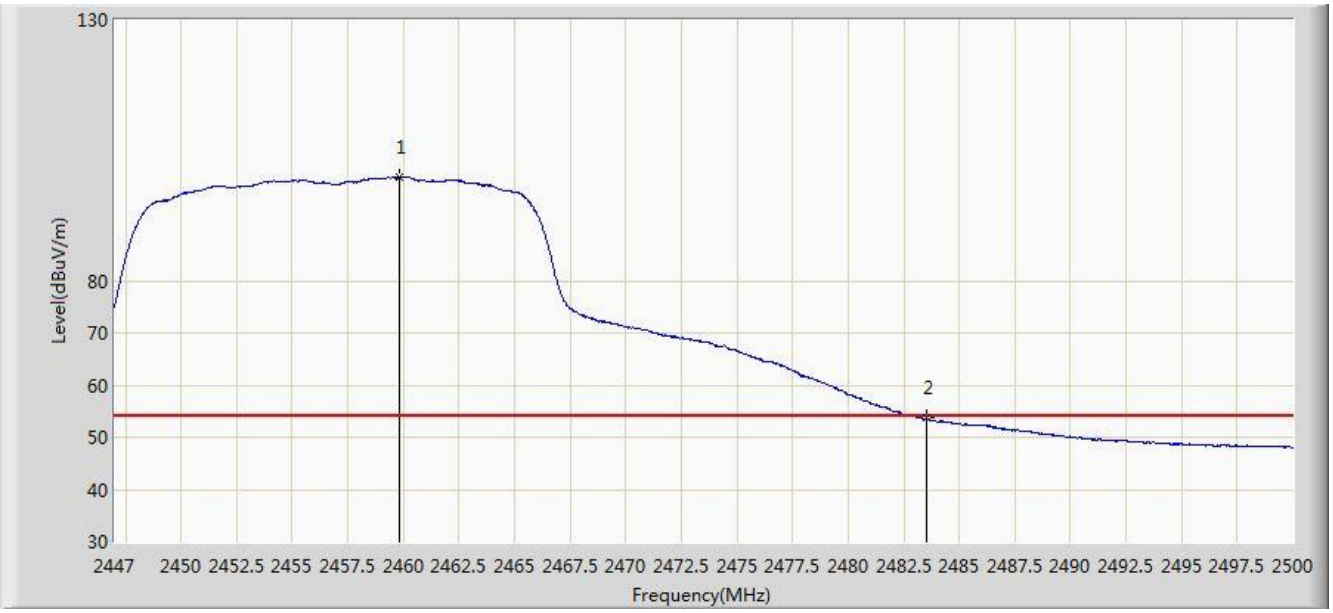

No	Flag	Mark	Frequency (MHz)	Measure Level (dBuV/m)	Reading Level (dBuV)	Over Limit (dB)	Limit (dBuV/m)	Factor (dB)	Type
1		*	2459.800	99.793	67.258	N/A	N/A	32.535	AV
2			2483.500	53.625	21.029	-0.375	54.000	32.596	AV

Note: Measure Level (dBμV/m) = Reading Level (dBμV) + Factor (dB)

Factor (dB) = Cable Loss (dB) + Antenna Factor (dB/m)

Site: AC1	Time: 2017/12/16 - 07:31
Limit: FCC_Part15.209_RE(3m)	Engineer: Snake Ni
Probe: BBHA9120D_1-18GHz	Polarity: Horizontal
EUT: VIDEO CONFERENCING ENDPOINT	Power: AC 120V/60Hz
Test Mode: Transmit by 802.11n-HT20 at Channel 2462MHz	

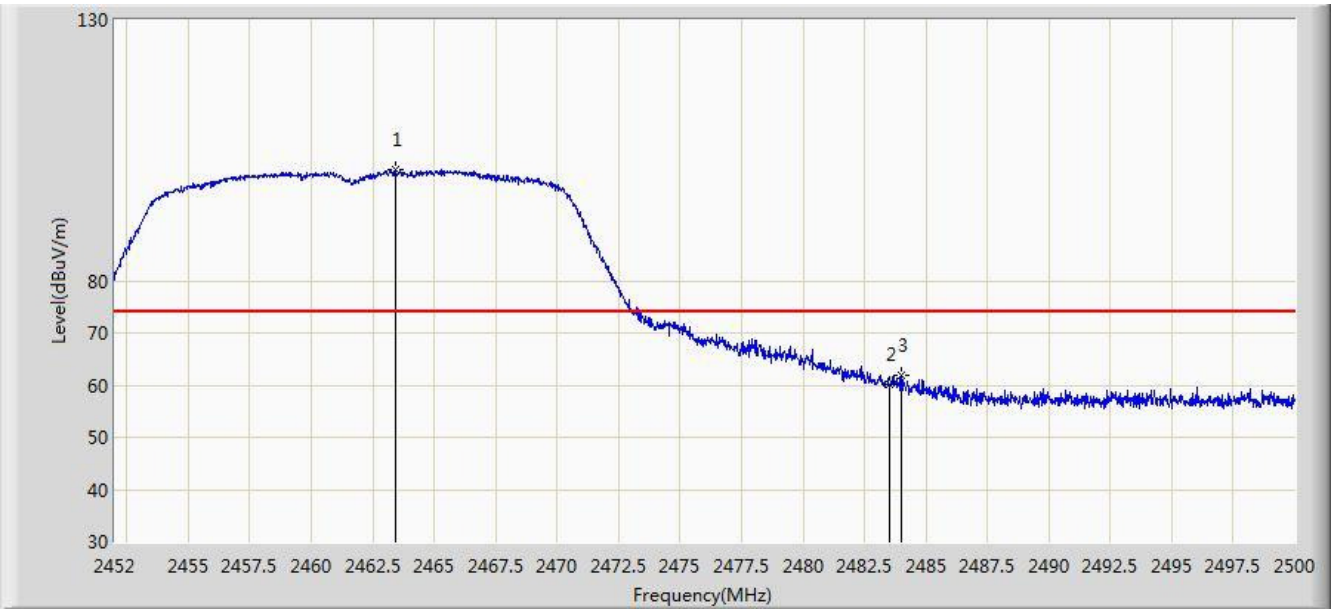

No	Flag	Mark	Frequency (MHz)	Measure Level (dBuV/m)	Reading Level (dBuV)	Margin (dB)	Limit (dBuV/m)	Factor (dB)	Type
1		*	2463.448	101.209	68.926	N/A	N/A	32.283	PK
2			2483.500	60.160	27.821	-13.840	74.000	32.340	PK
3			2484.016	61.829	29.488	-12.171	74.000	32.342	PK

Note: Measure Level (dBμV/m) = Reading Level (dBμV) + Factor (dB)

Factor (dB) = Cable Loss (dB) + Antenna Factor (dB/m)

Site: AC1	Time: 2017/12/16 - 07:32
Limit: FCC_Part15.209_RE(3m)	Engineer: Snake Ni
Probe: BBHA9120D_1-18GHz	Polarity: Horizontal
EUT: VIDEO CONFERENCING ENDPOINT	Power: AC 120V/60Hz
Test Mode: Transmit by 802.11n-HT20 at Channel 2462MHz	

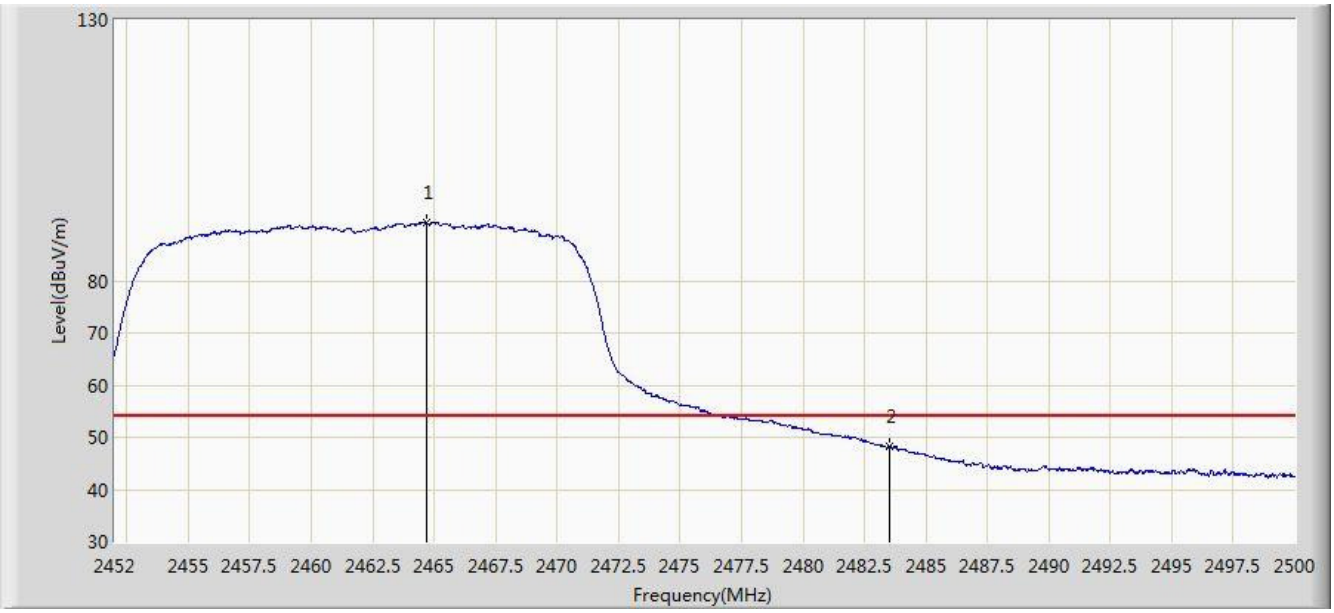

No	Flag	Mark	Frequency (MHz)	Measure Level (dBuV/m)	Reading Level (dBuV)	Margin (dB)	Limit (dBuV/m)	Factor (dB)	Type
1		*	2464.672	91.204	58.919	N/A	N/A	32.286	AV
2			2483.500	48.129	15.790	-5.871	54.000	32.340	AV

Note: Measure Level (dBμV/m) = Reading Level (dBμV) + Factor (dB)

Factor (dB) = Cable Loss (dB) + Antenna Factor (dB/m)

Site: AC1	Time: 2017/12/16 - 07:31
Limit: FCC_Part15.209_RE(3m)	Engineer: Snake Ni
Probe: BBHA9120D_1-18GHz	Polarity: Vertical
EUT: VIDEO CONFERENCING ENDPOINT	Power: AC 120V/60Hz
Test Mode: Transmit by 802.11n-HT20 at Channel 2462MHz	

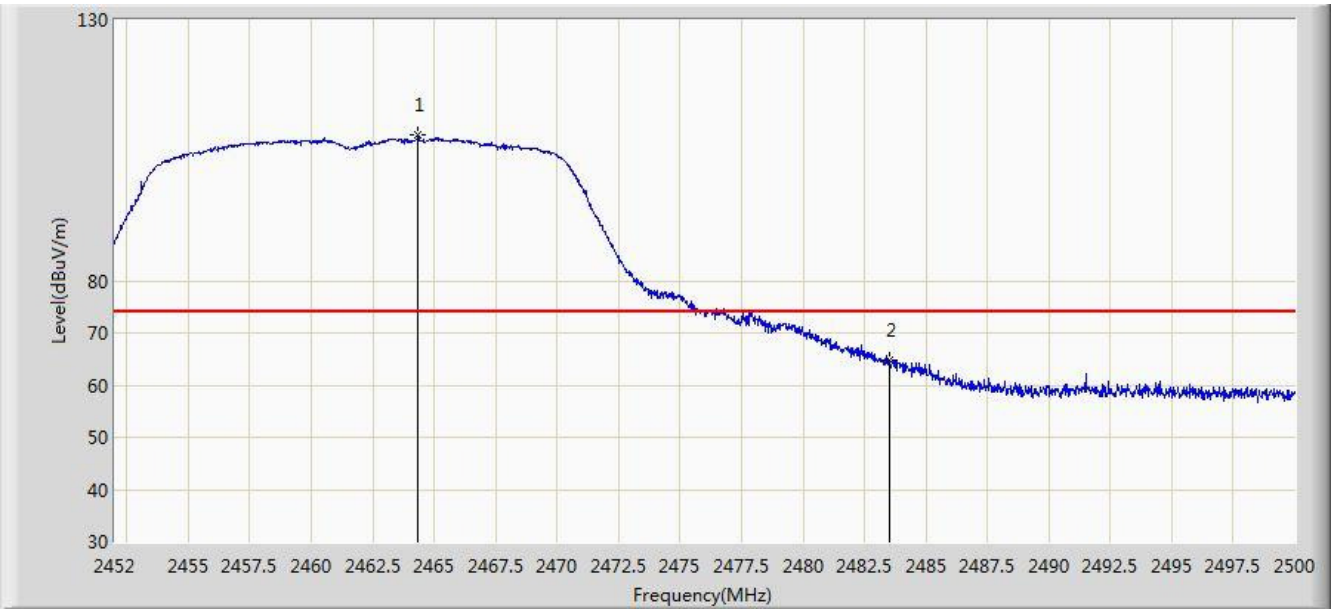

No	Flag	Mark	Frequency (MHz)	Measure Level (dBuV/m)	Reading Level (dBuV)	Margin (dB)	Limit (dBuV/m)	Factor (dB)	Type
1		*	2464.360	107.907	75.622	N/A	N/A	32.285	PK
2			2483.500	64.915	32.576	-9.085	74.000	32.340	PK

Note: Measure Level (dBμV/m) = Reading Level (dBμV) + Factor (dB)

Factor (dB) = Cable Loss (dB) + Antenna Factor (dB/m)

Site: AC1	Time: 2017/12/16 - 07:30
Limit: FCC_Part15.209_RE(3m)	Engineer: Snake Ni
Probe: BBHA9120D_1-18GHz	Polarity: Vertical
EUT: VIDEO CONFERENCING ENDPOINT	Power: AC 120V/60Hz
Test Mode: Transmit by 802.11n-HT20 at Channel 2462MHz	

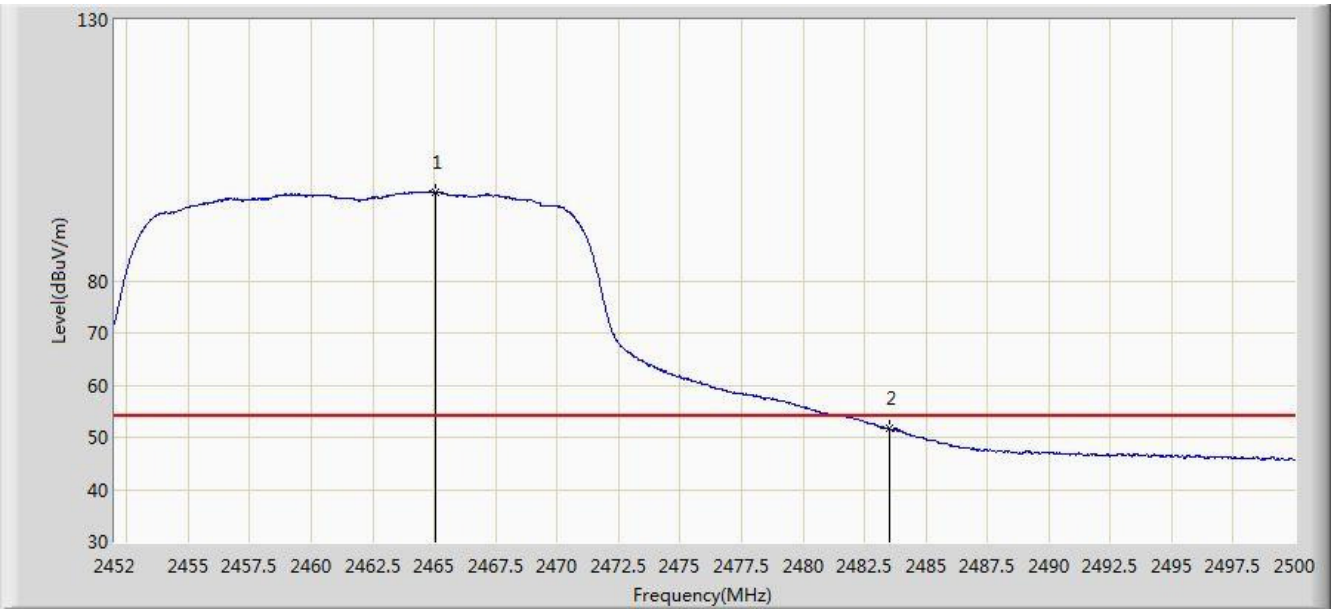

No	Flag	Mark	Frequency (MHz)	Measure Level (dBuV/m)	Reading Level (dBuV)	Margin (dB)	Limit (dBuV/m)	Factor (dB)	Type
1		*	2465.056	97.032	64.746	N/A	N/A	32.286	AV
2			2483.500	51.613	19.274	-2.387	54.000	32.340	AV

Note: Measure Level (dBμV/m) = Reading Level (dBμV) + Factor (dB)

Factor (dB) = Cable Loss (dB) + Antenna Factor (dB/m)

Site: AC1	Time: 2017/12/16 - 07:38
Limit: FCC_Part15.209_RE(3m)	Engineer: Snake Ni
Probe: BBHA9120D_1-18GHz	Polarity: Horizontal
EUT: VIDEO CONFERENCING ENDPOINT	Power: AC 120V/60Hz
Test Mode: Transmit by 802.11n-HT40 at Channel 2422MHz	

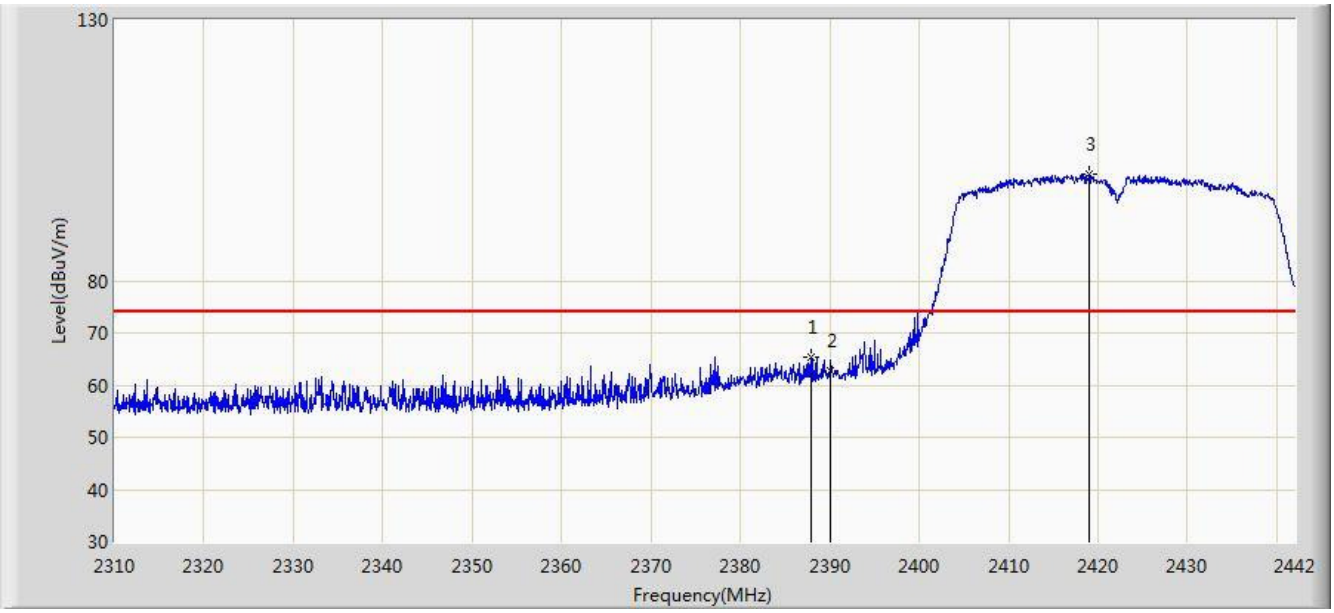

No	Flag	Mark	Frequency (MHz)	Measure Level (dBuV/m)	Reading Level (dBuV)	Margin (dB)	Limit (dBuV/m)	Factor (dB)	Type
1			2387.946	65.422	33.092	-8.578	74.000	32.330	PK
2			2390.000	62.651	30.324	-11.349	74.000	32.327	PK
3		*	2419.032	100.359	68.077	N/A	N/A	32.282	PK

Note: Measure Level (dBμV/m) = Reading Level (dBμV) + Factor (dB)

Factor (dB) = Cable Loss (dB) + Antenna Factor (dB/m)

Site: AC1	Time: 2017/12/16 - 07:39
Limit: FCC_Part15.209_RE(3m)	Engineer: Snake Ni
Probe: BBHA9120D_1-18GHz	Polarity: Horizontal
EUT: VIDEO CONFERENCING ENDPOINT	Power: AC 120V/60Hz
Test Mode: Transmit by 802.11n-HT40 at Channel 2422MHz	

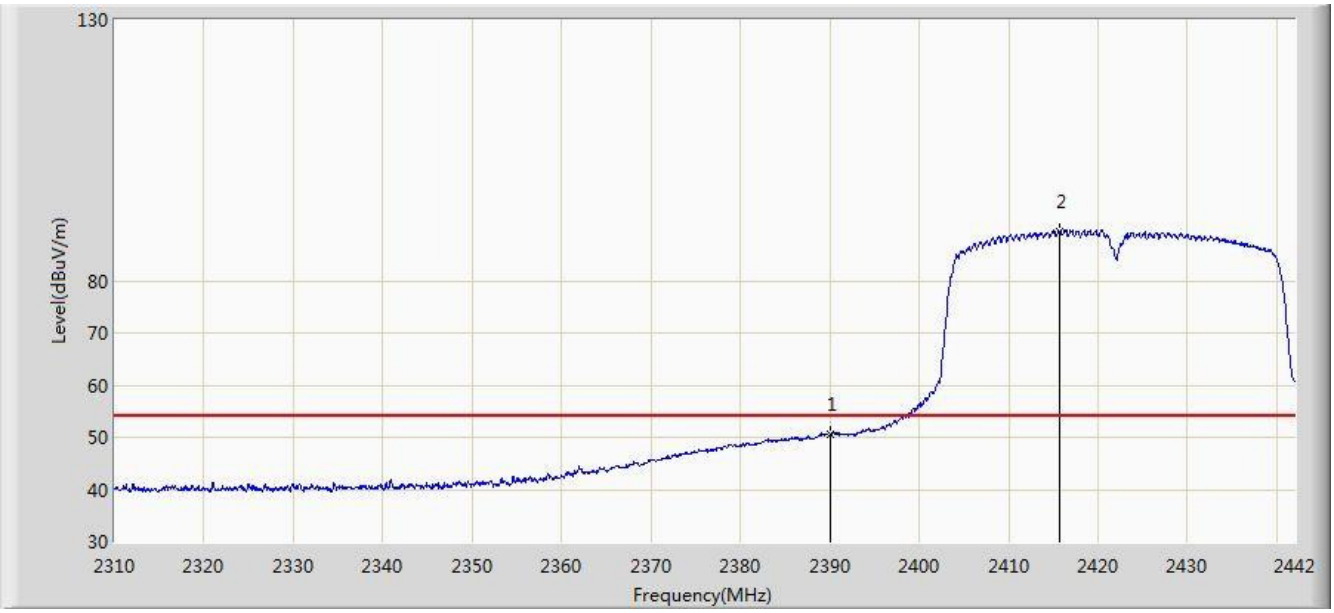

No	Flag	Mark	Frequency (MHz)	Measure Level (dBuV/m)	Reading Level (dBuV)	Margin (dB)	Limit (dBuV/m)	Factor (dB)	Type
1			2390.000	50.505	18.178	-3.495	54.000	32.327	AV
2		*	2415.732	89.505	57.222	N/A	N/A	32.283	AV

Note: Measure Level (dBμV/m) = Reading Level (dBμV) + Factor (dB)

Factor (dB) = Cable Loss (dB) + Antenna Factor (dB/m)

Site: AC1	Time: 2017/12/16 - 07:37
Limit: FCC_Part15.209_RE(3m)	Engineer: Snake Ni
Probe: BBHA9120D_1-18GHz	Polarity: Vertical
EUT: VIDEO CONFERENCING ENDPOINT	Power: AC 120V/60Hz
Test Mode: Transmit by 802.11n-HT40 at Channel 2422MHz	

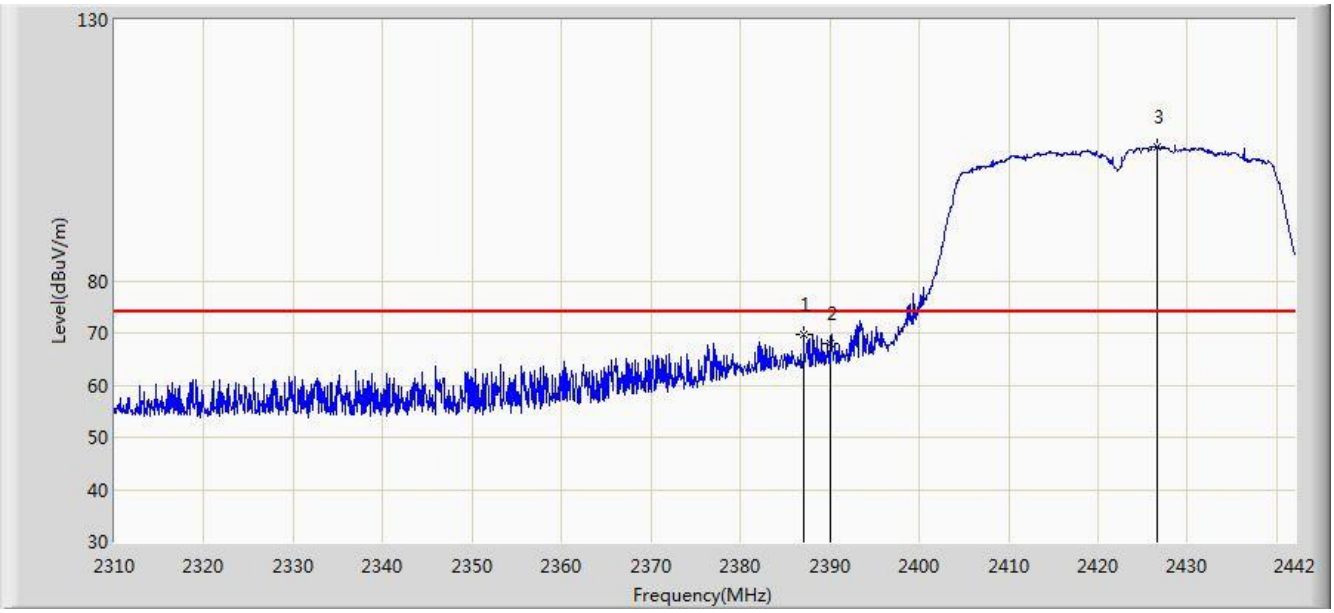

No	Flag	Mark	Frequency (MHz)	Measure Level (dBuV/m)	Reading Level (dBuV)	Margin (dB)	Limit (dBuV/m)	Factor (dB)	Type
1			2387.088	69.833	37.502	-4.167	74.000	32.330	PK
2			2390.000	68.114	35.787	-5.886	74.000	32.327	PK
3		*	2426.556	105.732	73.453	N/A	N/A	32.278	PK

Note: Measure Level (dBμV/m) = Reading Level (dBμV) + Factor (dB)

Factor (dB) = Cable Loss (dB) + Antenna Factor (dB/m)

Site: AC1	Time: 2017/12/16 - 07:35
Limit: FCC_Part15.209_RE(3m)	Engineer: Snake Ni
Probe: BBHA9120D_1-18GHz	Polarity: Vertical
EUT: VIDEO CONFERENCING ENDPOINT	Power: AC 120V/60Hz
Test Mode: Transmit by 802.11n-HT40 at Channel 2422MHz	

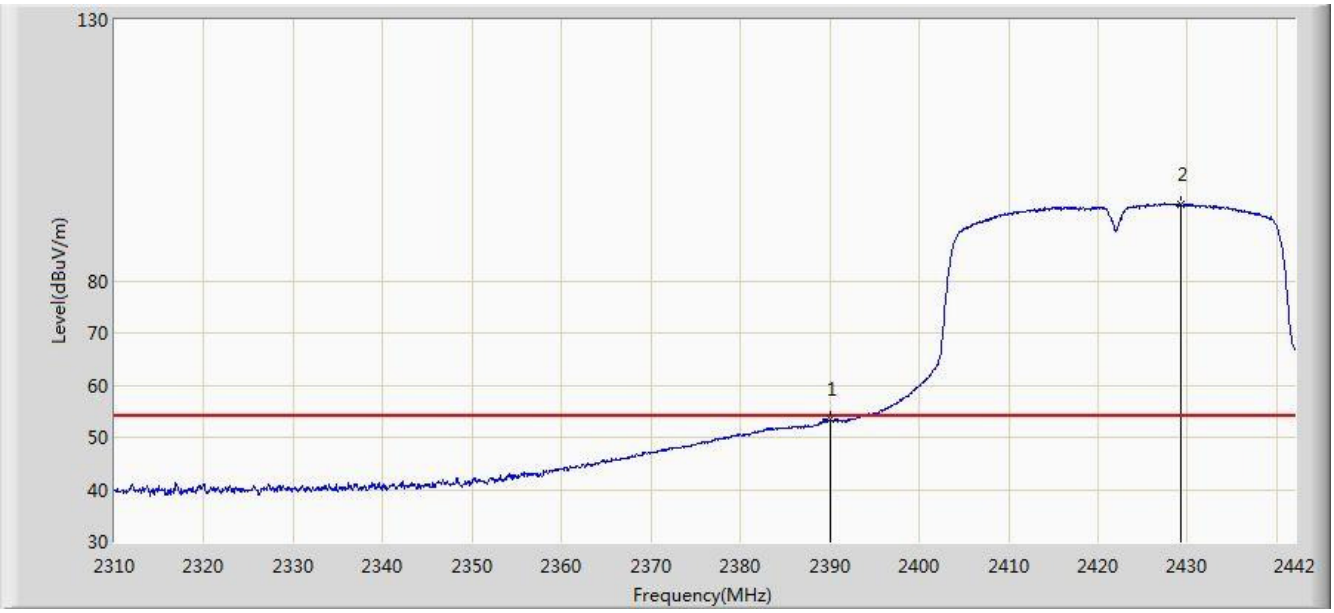

No	Flag	Mark	Frequency (MHz)	Measure Level (dBuV/m)	Reading Level (dBuV)	Margin (dB)	Limit (dBuV/m)	Factor (dB)	Type
1			2390.000	53.343	21.016	-0.657	54.000	32.327	AV
2		*	2429.262	94.757	62.481	N/A	N/A	32.276	AV

Note: Measure Level (dBμV/m) = Reading Level (dBμV) + Factor (dB)

Factor (dB) = Cable Loss (dB) + Antenna Factor (dB/m)

Site: AC1	Time: 2018/03/17 - 19:01
Limit: FCC_Part15.209_RE(3m)	Engineer: Will Yan
Probe: BBHA9120D_1-18GHz	Polarity: Horizontal
EUT: VIDEO CONFERENCING ENDPOING	Power: AC 120V/60Hz
Test Mode: Transmit by 802.11n-HT40 at channel 2447MHz	

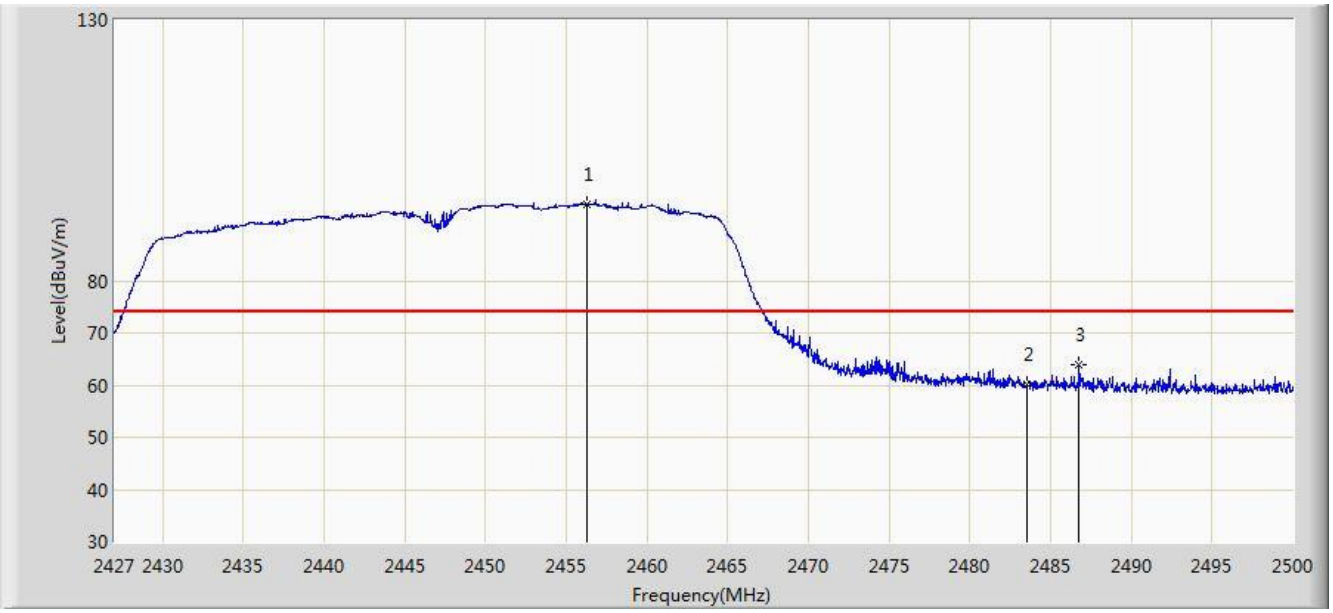

No	Flag	Mark	Frequency (MHz)	Measure Level (dBuV/m)	Reading Level (dBuV)	Over Limit (dB)	Limit (dBuV/m)	Factor (dB)	Type
1		*	2456.273	94.756	62.229	N/A	N/A	32.527	PK
2			2483.500	60.012	27.416	-13.988	74.000	32.596	PK
3			2486.750	63.811	31.207	-10.189	74.000	32.603	PK

Note: Measure Level (dBμV/m) = Reading Level (dBμV) + Factor (dB)

Factor (dB) = Cable Loss (dB) + Antenna Factor (dB/m)

Site: AC1	Time: 2018/03/17 - 19:01
Limit: FCC_Part15.209_RE(3m)	Engineer: Will Yan
Probe: BBHA9120D_1-18GHz	Polarity: Horizontal
EUT: VIDEO CONFERENCING ENDPOING	Power: AC 120V/60Hz
Test Mode: Transmit by 802.11n-HT40 at channel 2447MHz	

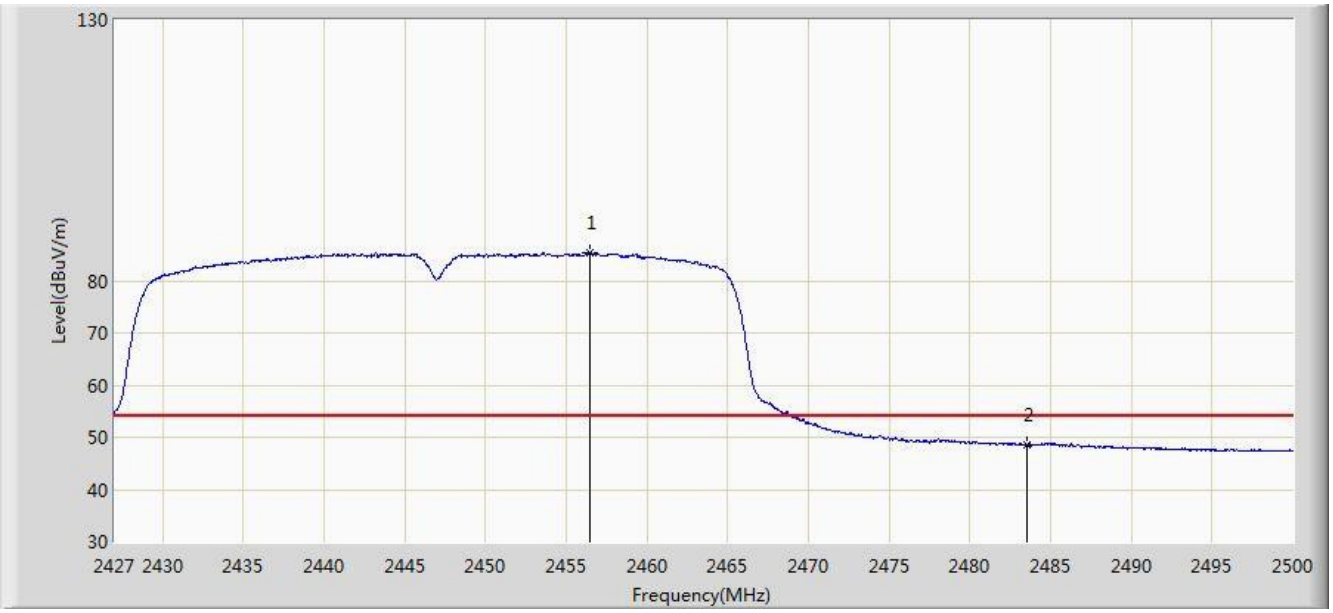

No	Flag	Mark	Frequency (MHz)	Measure Level (dBuV/m)	Reading Level (dBuV)	Over Limit (dB)	Limit (dBuV/m)	Factor (dB)	Type
1		*	2456.492	85.250	52.722	N/A	N/A	32.528	AV
2			2483.500	48.443	15.847	-5.557	54.000	32.596	AV

Note: Measure Level (dBμV/m) = Reading Level (dBμV) + Factor (dB)

Factor (dB) = Cable Loss (dB) + Antenna Factor (dB/m)

Site: AC1	Time: 2018/03/17 - 18:59
Limit: FCC_Part15.209_RE(3m)	Engineer: Will Yan
Probe: BBHA9120D_1-18GHz	Polarity: Vertical
EUT: VIDEO CONFERENCING ENDPOING	Power: AC 120V/60Hz
Test Mode: Transmit by 802.11n-HT40 at channel 2447MHz	

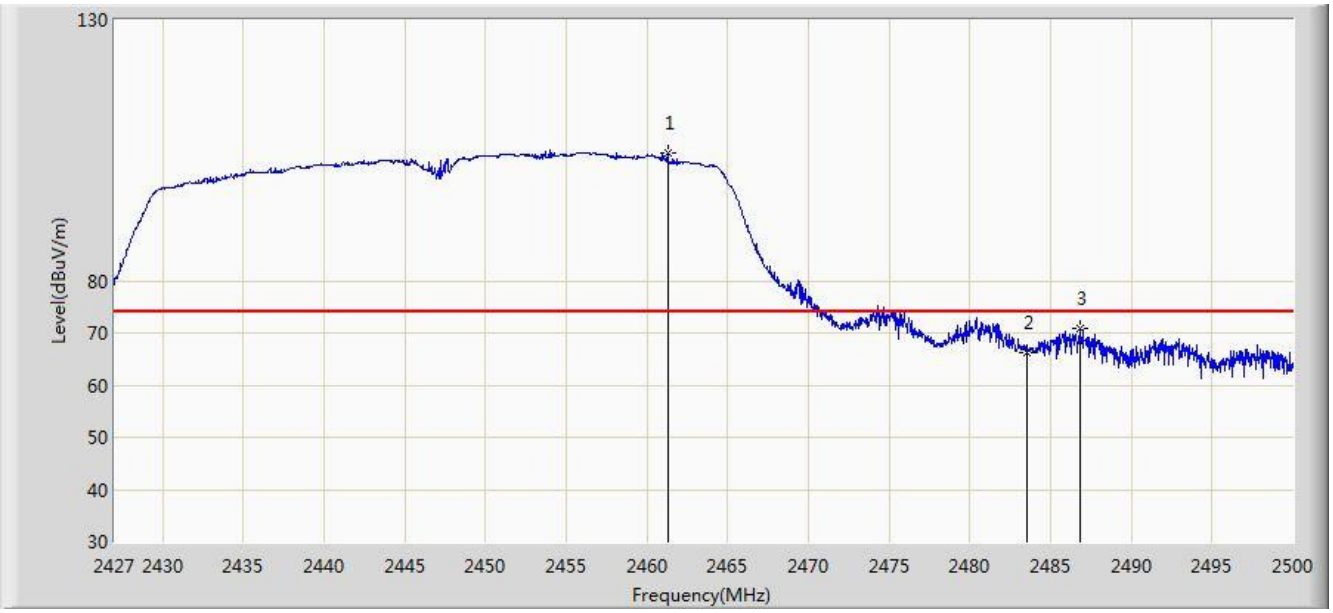

No	Flag	Mark	Frequency (MHz)	Measure Level (dBuV/m)	Reading Level (dBuV)	Over Limit (dB)	Limit (dBuV/m)	Factor (dB)	Type
1		*	2461.273	104.531	71.992	N/A	N/A	32.539	PK
2			2483.500	66.266	33.670	-7.734	74.000	32.596	PK
3			2486.823	70.899	38.295	-3.101	74.000	32.605	PK

Note: Measure Level (dBμV/m) = Reading Level (dBμV) + Factor (dB)

Factor (dB) = Cable Loss (dB) + Antenna Factor (dB/m)

Site: AC1	Time: 2018/03/17 - 18:58
Limit: FCC_Part15.209_RE(3m)	Engineer: Will Yan
Probe: BBHA9120D_1-18GHz	Polarity: Vertical
EUT: VIDEO CONFERENCING ENDPOING	Power: AC 120V/60Hz
Test Mode: Transmit by 802.11n-HT40 at channel 2447MHz	

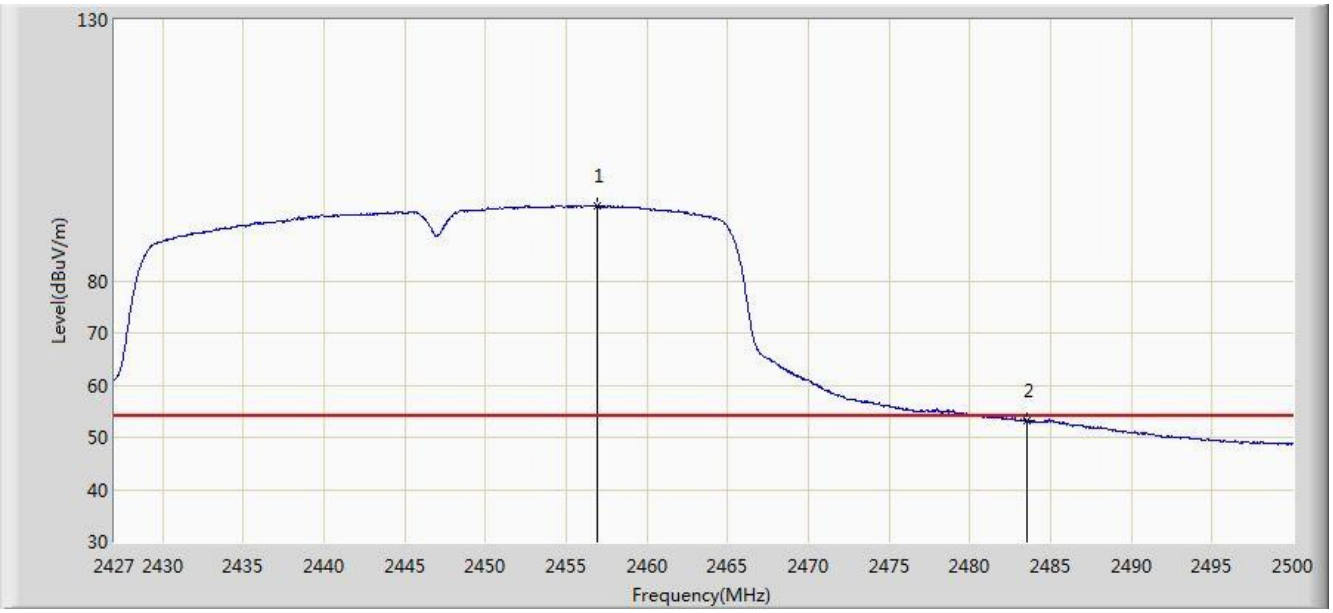

No	Flag	Mark	Frequency (MHz)	Measure Level (dBuV/m)	Reading Level (dBuV)	Over Limit (dB)	Limit (dBuV/m)	Factor (dB)	Type
1		*	2456.930	94.310	61.781	N/A	N/A	32.529	AV
2			2483.500	53.102	20.506	-0.898	54.000	32.596	AV

Note: Measure Level (dBμV/m) = Reading Level (dBμV) + Factor (dB)

Factor (dB) = Cable Loss (dB) + Antenna Factor (dB/m)

Site: AC1	Time: 2017/12/16 - 07:44
Limit: FCC_Part15.209_RE(3m)	Engineer: Snake Ni
Probe: BBHA9120D_1-18GHz	Polarity: Horizontal
EUT: VIDEO CONFERENCING ENDPOINT	Power: AC 120V/60Hz
Test Mode: Transmit by 802.11n-HT40 at Channel 2452MHz	

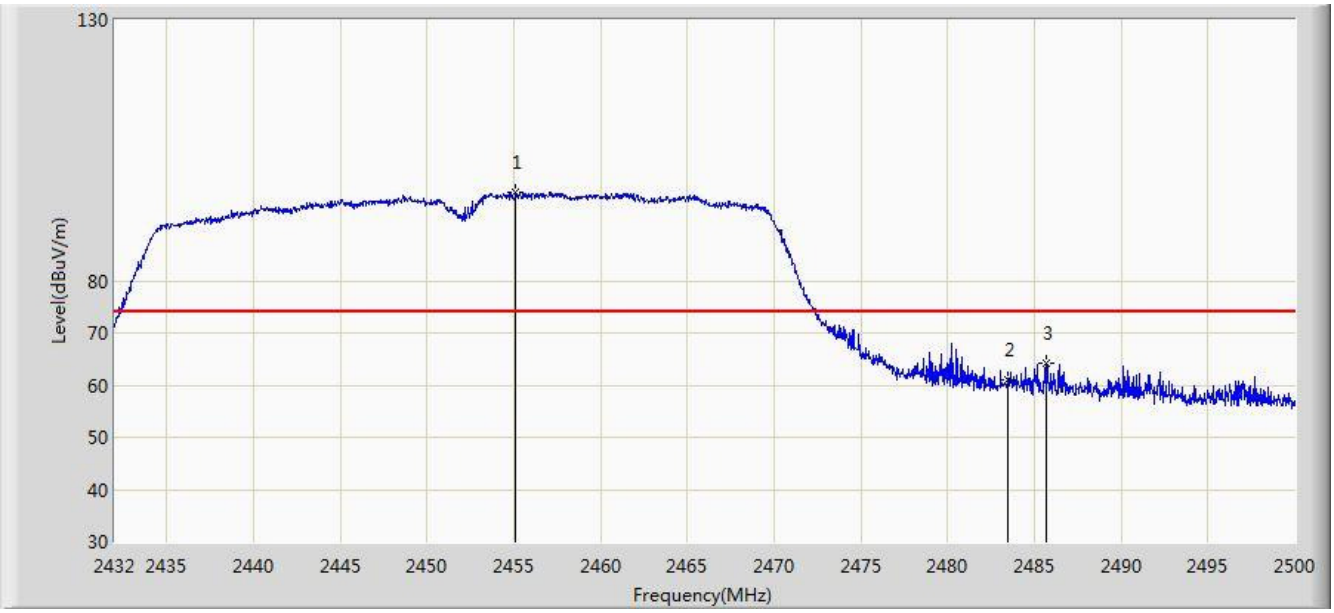

No	Flag	Mark	Frequency (MHz)	Measure Level (dBuV/m)	Reading Level (dBuV)	Margin (dB)	Limit (dBuV/m)	Factor (dB)	Type
1		*	2455.086	96.974	64.708	N/A	N/A	32.266	PK
2			2483.500	61.032	28.693	-12.968	74.000	32.340	PK
3			2485.720	64.144	31.796	-9.856	74.000	32.348	PK

Note: Measure Level (dBμV/m) = Reading Level (dBμV) + Factor (dB)

Factor (dB) = Cable Loss (dB) + Antenna Factor (dB/m)

Site: AC1	Time: 2017/12/16 - 07:44
Limit: FCC_Part15.209_RE(3m)	Engineer: Snake Ni
Probe: BBHA9120D_1-18GHz	Polarity: Horizontal
EUT: VIDEO CONFERENCING ENDPOINT	Power: AC 120V/60Hz
Test Mode: Transmit by 802.11n-HT40 at Channel 2452MHz	

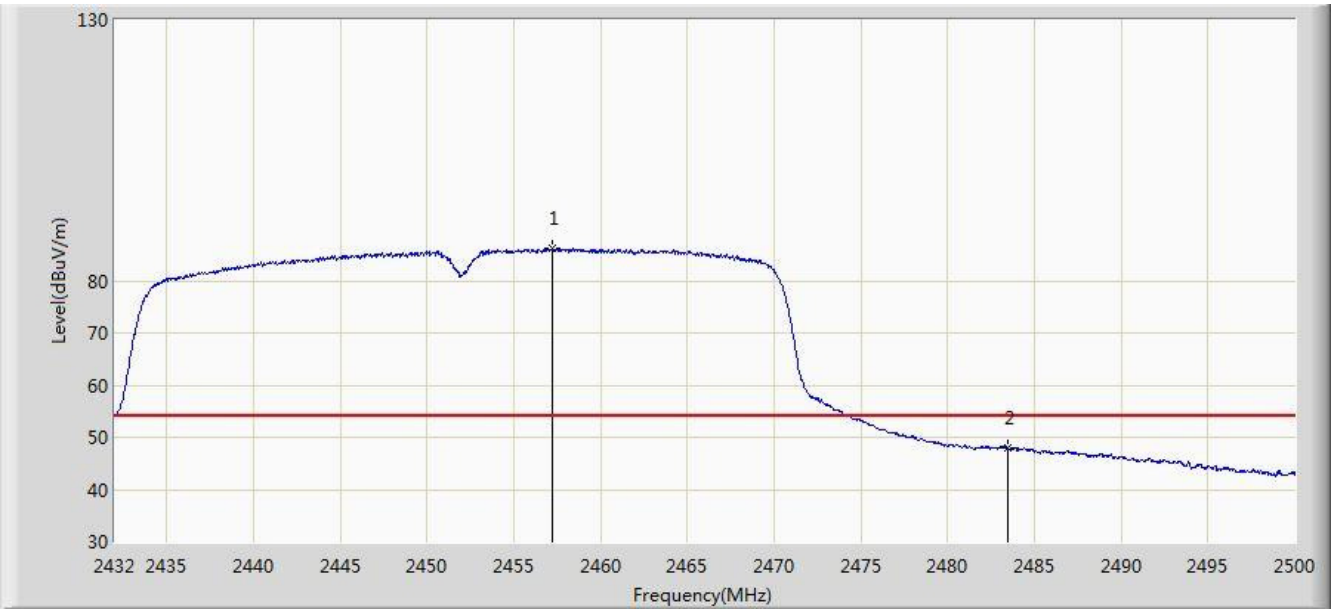

No	Flag	Mark	Frequency (MHz)	Measure Level (dBuV/m)	Reading Level (dBuV)	Margin (dB)	Limit (dBuV/m)	Factor (dB)	Type
1		*	2457.262	86.087	53.816	N/A	N/A	32.271	AV
2			2483.500	47.907	15.568	-6.093	54.000	32.340	AV

Note: Measure Level (dBμV/m) = Reading Level (dBμV) + Factor (dB)

Factor (dB) = Cable Loss (dB) + Antenna Factor (dB/m)

Site: AC1	Time: 2017/12/16 - 07:43
Limit: FCC_Part15.209_RE(3m)	Engineer: Snake Ni
Probe: BBHA9120D_1-18GHz	Polarity: Vertical
EUT: VIDEO CONFERENCING ENDPOINT	Power: AC 120V/60Hz
Test Mode: Transmit by 802.11n-HT40 at Channel 2452MHz	

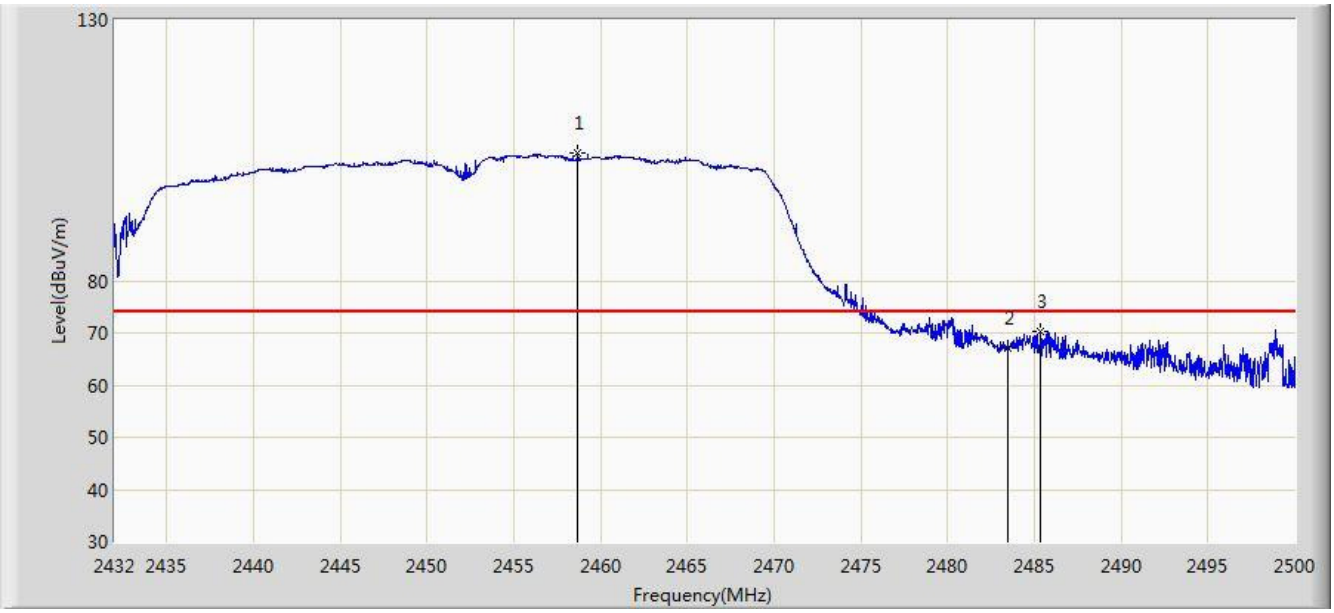

No	Flag	Mark	Frequency (MHz)	Measure Level (dBuV/m)	Reading Level (dBuV)	Margin (dB)	Limit (dBuV/m)	Factor (dB)	Type
1		*	2458.690	104.412	72.138	N/A	N/A	32.273	PK
2			2483.500	66.960	34.621	-7.040	74.000	32.340	PK
3			2485.346	70.387	38.041	-3.613	74.000	32.346	PK

Note: Measure Level (dBμV/m) = Reading Level (dBμV) + Factor (dB)

Factor (dB) = Cable Loss (dB) + Antenna Factor (dB/m)

Site: AC1	Time: 2017/12/16 - 07:41
Limit: FCC_Part15.209_RE(3m)	Engineer: Snake Ni
Probe: BBHA9120D_1-18GHz	Polarity: Vertical
EUT: VIDEO CONFERENCING ENDPOINT	Power: AC 120V/60Hz
Test Mode: Transmit by 802.11n-HT40 at Channel 2452MHz	

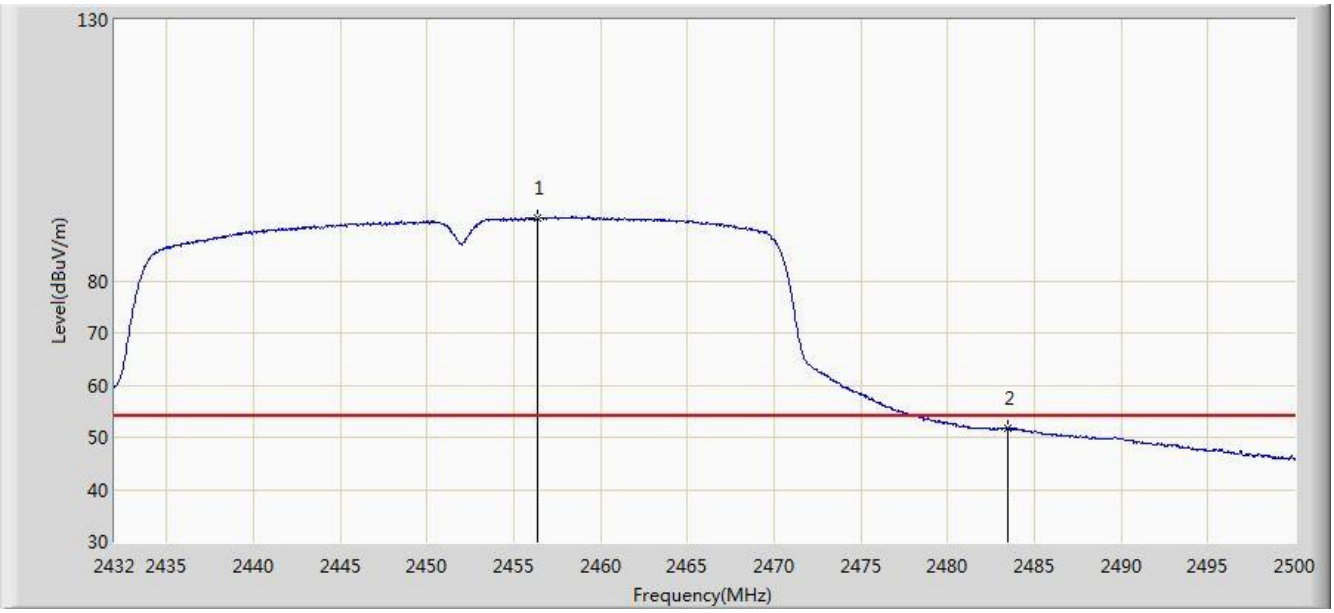

No	Flag	Mark	Frequency (MHz)	Measure Level (dBuV/m)	Reading Level (dBuV)	Margin (dB)	Limit (dBuV/m)	Factor (dB)	Type
1		*	2456.344	91.975	59.706	N/A	N/A	32.269	AV
2			2483.500	51.680	19.341	-2.320	54.000	32.340	AV

Note: Measure Level (dBμV/m) = Reading Level (dBμV) + Factor (dB)

Factor (dB) = Cable Loss (dB) + Antenna Factor (dB/m)

7.8. AC Conducted Emissions Measurement

7.8.1.Test Limit

FCC 15.207 Limits		
Frequency (MHz)	QP (dBuV)	AV (dBuV)
0.15 ~ 0.50	66 ~ 56	56 ~ 46
0.50 ~ 5.0	56	46
5.0 ~ 30	60	50
Note 1: The lower limit shall apply at the transition frequencies. Note 2: The limit decreases linearly with the logarithm of the frequency in the range 0.15MHz to 0.5MHz.		

7.8.2.Test Setup

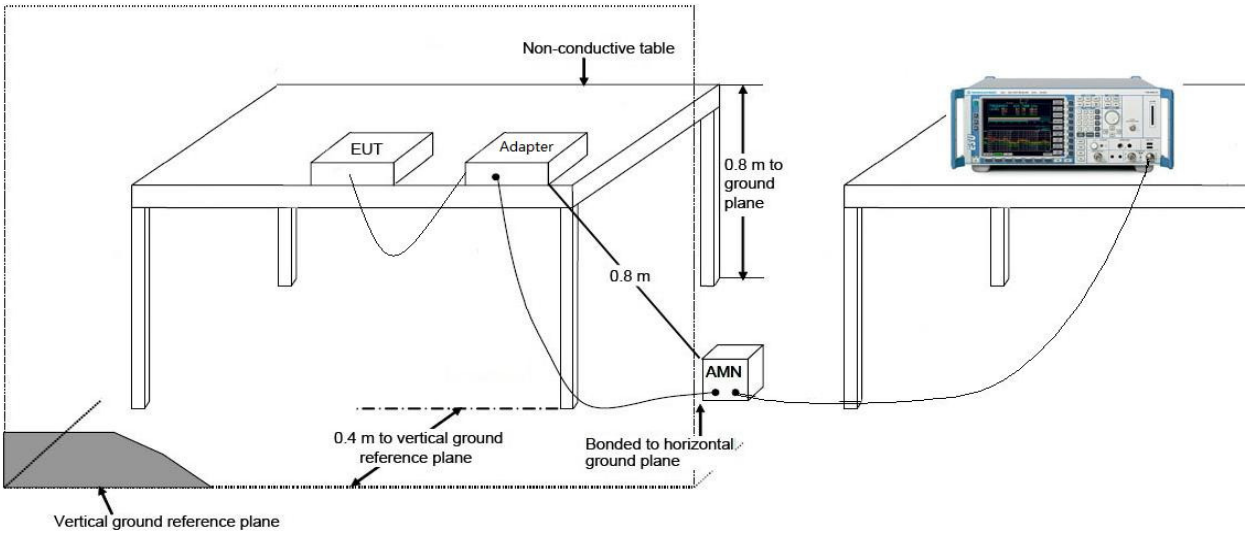

7.8.3.Test Result

Site: SR2	Time: 2018/01/05 - 14:21
Limit: FCC_Part15.207_CE_AC Power	Engineer: Bacon Dong
Probe: ENV216_101683_Filter On	Polarity: Line
EUT: VIDEO CONFERENCING ENDPOINT	Power: AC 120V/60Hz
Test Mode: Transmit by 802.11g at Channel 2437MHz	

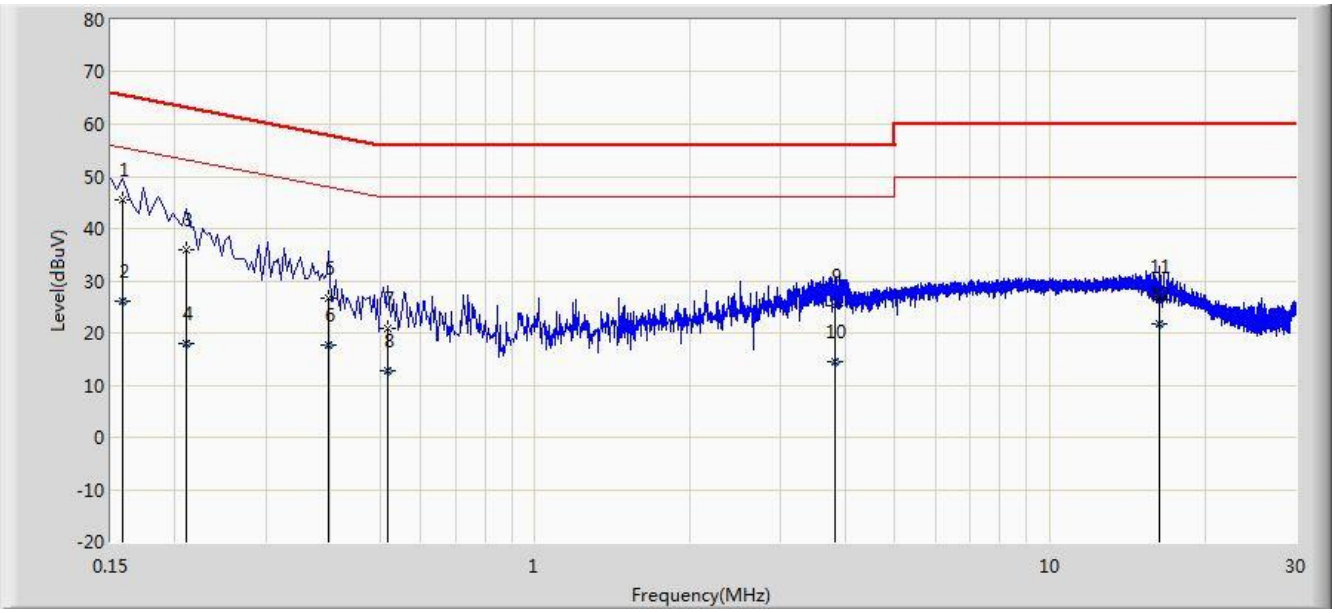

No	Flag	Mark	Frequency (MHz)	Measure Level (dBuV)	Reading Level (dBuV)	Margin (dB)	Limit (dBuV)	Factor (dB)	Type
1		*	0.158	45.538	35.227	-20.031	65.568	10.311	QP
2			0.158	26.191	15.880	-29.377	55.568	10.311	AV
3			0.210	36.068	26.099	-27.138	63.205	9.969	QP
4			0.210	17.866	7.898	-35.339	53.205	9.969	AV
5			0.398	26.732	16.648	-31.163	57.895	10.084	QP
6			0.398	17.567	7.484	-30.328	47.895	10.084	AV
7			0.518	20.819	10.663	-35.181	56.000	10.156	QP
8			0.518	12.761	2.605	-33.239	46.000	10.156	AV
9			3.814	25.230	15.272	-30.770	56.000	9.958	QP
10			3.814	14.557	4.599	-31.443	46.000	9.958	AV
11			16.294	27.049	16.980	-32.951	60.000	10.069	QP
12			16.294	21.595	11.526	-28.405	50.000	10.069	AV

Note: Measure Level (dBμV) = Reading Level (dBμV) + Factor (dB)

Factor (dB) = Cable Loss (dB) + LISN Factor (dB)

Site: SR2	Time: 2018/01/05 - 14:25
Limit: FCC_Part15.207_CE_AC Power	Engineer: Bacon Dong
Probe: ENV216_101683_Filter On	Polarity: Neutral
EUT: VIDEO CONFERENCING ENDPOINT	Power: AC 120V/60Hz
Test Mode: Transmit by 802.11g at Channel 2437MHz	

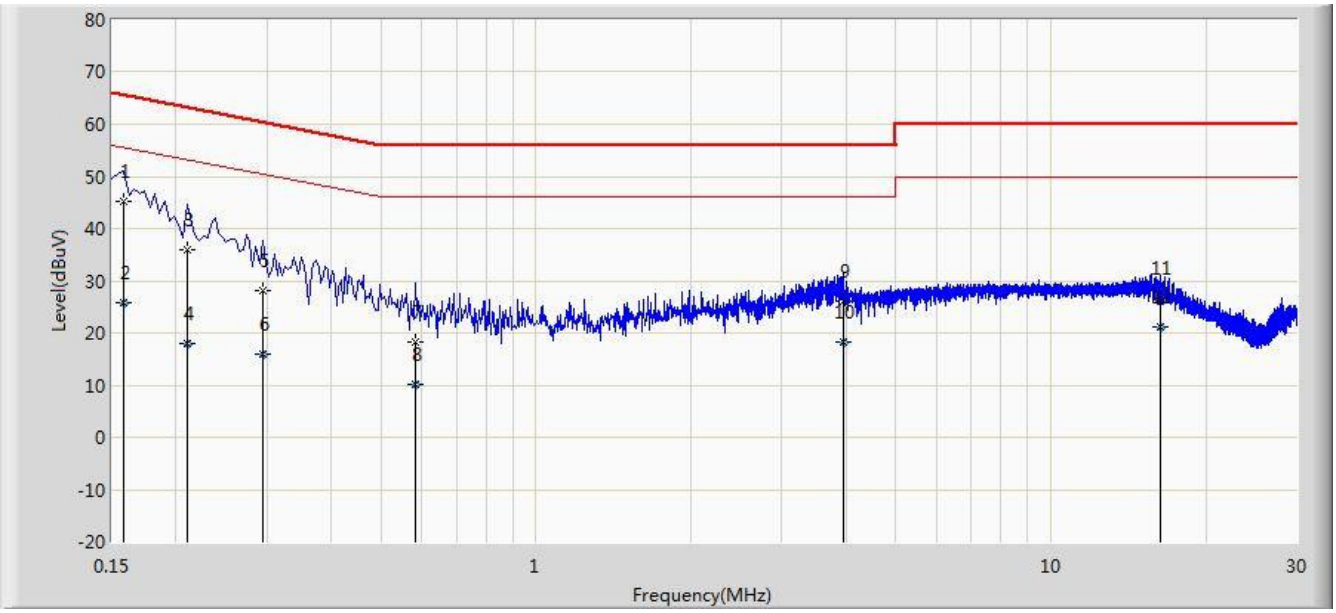

No	Flag	Mark	Frequency (MHz)	Measure Level (dBuV)	Reading Level (dBuV)	Margin (dB)	Limit (dBuV)	Factor (dB)	Type
1		*	0.158	45.306	35.016	-20.262	65.568	10.290	QP
2			0.158	25.836	15.546	-29.732	55.568	10.290	AV
3			0.210	35.987	25.992	-27.219	63.205	9.995	QP
4			0.210	18.014	8.019	-35.192	53.205	9.995	AV
5			0.294	27.997	17.964	-32.414	60.411	10.033	QP
6			0.294	16.014	5.981	-34.396	50.411	10.033	AV
7			0.582	18.143	8.002	-37.857	56.000	10.141	QP
8			0.582	10.033	-0.108	-35.967	46.000	10.141	AV
9			3.942	26.126	16.159	-29.874	56.000	9.967	QP
10			3.942	18.232	8.265	-27.768	46.000	9.967	AV
11			16.290	26.797	16.683	-33.203	60.000	10.114	QP
12			16.290	21.201	11.087	-28.799	50.000	10.114	AV

Note: Measure Level (dBμV) = Reading Level (dBμV) + Factor (dB)

Factor (dB) = Cable Loss (dB) + LISN Factor (dB)

8. CONCLUSION

The data collected relate only the item(s) tested and show that the **VIDEO CONFERENCING ENDPOINT, FCC ID: SVNVCS-TS20A0** is in compliance with Part 15C of the FCC Rules.

The End