Test Mode:	802.11g	Test Site:	AC2
Test Channel:	06	Test Engineer:	Snake Ni
Remark:	1. Average measurement was not performed if peak level lower than average limit. 2. Other frequency was 20dB below limit line within 1-18GHz, there is not show in the report.		

Mark	Frequency (MHz)	Reading Level (dBμV)	Factor (dB)	Measure Level (dBμV/m)	Limit (dBμV/m)	Margin (dB)	Detector	Polarization
	4867.5	40.7	2.6	43.3	74.0	-30.7	Peak	Horizontal
	7307.0	34.5	10.7	45.2	74.0	-28.8	Peak	Horizontal
*	8565.0	32.4	10.9	43.3	87.6	-44.3	Peak	Horizontal
*	9636.0	32.3	12.9	45.2	87.6	-42.4	Peak	Horizontal
	4876.0	41.3	2.6	43.9	74.0	-30.1	Peak	Vertical
	7315.5	36.5	10.7	47.2	74.0	-26.8	Peak	Vertical
*	8743.5	33.3	11.7	45.0	87.6	-42.6	Peak	Vertical
*	9857.0	32.8	13.0	45.8	87.6	-41.8	Peak	Vertical

Note 1: "*" is not in restricted band, its limit is 20dBc of the fundamental emission level (107.6dBμV/m) or 15.209 which is higher.

Note 2: Measure Level (dBμV/m) = Reading Level (dBμV) + Factor (dB)

Factor (dB) = Cable Loss (dB) + Antenna Factor (dB/m) - Pre_Amplifier Gain (dB)

Test Mode:	802.11g	Test Site:	AC2
Test Channel:	11	Test Engineer:	Snake Ni
Remark:	1. Average measurement was not performed if peak level lower than average limit. 2. Other frequency was 20dB below limit line within 1-18GHz, there is not show in the report.		

Mark	Frequency (MHz)	Reading Level (dBμV)	Factor (dB)	Measure Level (dBμV/m)	Limit (dBμV/m)	Margin (dB)	Detector	Polarization
	4927.0	40.7	2.6	43.3	74.0	-30.7	Peak	Horizontal
	7383.5	33.6	10.7	44.3	74.0	-29.7	Peak	Horizontal
*	8820.0	31.9	11.7	43.6	87.1	-43.5	Peak	Horizontal
*	9576.5	33.3	12.8	46.1	87.1	-41.0	Peak	Horizontal
	4918.5	39.7	2.6	42.3	74.0	-31.7	Peak	Vertical
	7383.5	34.0	10.7	44.7	74.0	-29.3	Peak	Vertical
*	8769.0	32.9	11.8	44.7	87.1	-42.4	Peak	Vertical
*	9576.5	33.4	12.8	46.2	87.1	-40.9	Peak	Vertical

Note 1: "*" is not in restricted band, its limit is 20dBc of the fundamental emission level (107.1dBμV/m) or 15.209 which is higher.

Note 2: Measure Level (dBμV/m) = Reading Level (dBμV) + Factor (dB)

Factor (dB) = Cable Loss (dB) + Antenna Factor (dB/m) - Pre_Amplifier Gain (dB)

Test Mode:	802.11n-HT20	Test Site:	AC2
Test Channel:	01	Test Engineer:	Snake Ni
Remark:	1. Average measurement was not performed if peak level lower than average limit. 2. Other frequency was 20dB below limit line within 1-18GHz, there is not show in the report.		

Mark	Frequency (MHz)	Reading Level (dBμV)	Factor (dB)	Measure Level (dBμV/m)	Limit (dBμV/m)	Margin (dB)	Detector	Polarization
	4153.5	39.7	0.6	40.3	74.0	-33.7	Peak	Horizontal
	4816.5	40.8	2.6	43.4	74.0	-30.6	Peak	Horizontal
*	7222.0	37.4	10.7	48.1	86.9	-38.8	Peak	Horizontal
*	10018.5	32.9	13.2	46.1	86.9	-40.8	Peak	Horizontal
	4162.0	40.0	0.6	40.6	74.0	-33.4	Peak	Vertical
	4825.0	41.8	2.7	44.5	74.0	-29.5	Peak	Vertical
*	7239.0	38.8	10.6	49.4	86.9	-37.5	Peak	Vertical
*	9585.0	33.8	12.5	46.3	86.9	-40.6	Peak	Vertical

Note 1: "*" is not in restricted band, its limit is 20dBc of the fundamental emission level (106.9dBμV/m) or 15.209 which is higher.

Note 2: Measure Level (dBμV/m) = Reading Level (dBμV) + Factor (dB)

Factor (dB) = Cable Loss (dB) + Antenna Factor (dB/m) - Pre_Amplifier Gain (dB)

Test Mode:	802.11n-HT20	Test Site:	AC2
Test Channel:	06	Test Engineer:	Snake Ni
Remark:	1. Average measurement was not performed if peak level lower than average limit. 2. Other frequency was 20dB below limit line within 1-18GHz, there is not show in the report.		

Mark	Frequency (MHz)	Reading Level (dBμV)	Factor (dB)	Measure Level (dBμV/m)	Limit (dBμV/m)	Margin (dB)	Detector	Polarization
	4876.0	42.6	2.6	45.2	74.0	-28.8	Peak	Horizontal
	7315.5	35.0	10.7	45.7	74.0	-28.3	Peak	Horizontal
*	8599.0	32.4	11.0	43.4	87.1	-43.7	Peak	Horizontal
*	9602.0	32.8	12.6	45.4	87.1	-41.7	Peak	Horizontal
	4876.0	41.4	2.6	44.0	74.0	-30.0	Peak	Vertical
	7307.0	36.2	10.7	46.9	74.0	-27.1	Peak	Vertical
*	8752.0	32.5	11.6	44.1	87.1	-43.0	Peak	Vertical
*	9602.0	33.1	12.6	45.7	87.1	-41.4	Peak	Vertical

Note 1: "*" is not in restricted band, its limit is 20dBc of the fundamental emission level (107.1dBμV/m) or 15.209 which is higher.

Note 2: Measure Level (dBμV/m) = Reading Level (dBμV) + Factor (dB)

Factor (dB) = Cable Loss (dB) + Antenna Factor (dB/m) - Pre_Amplifier Gain (dB)

Test Mode:	802.11n-HT20	Test Site:	AC2
Test Channel:	11	Test Engineer:	Snake Ni
Remark:	1. Average measurement was not performed if peak level lower than average limit. 2. Other frequency was 20dB below limit line within 1-18GHz, there is not show in the report.		

Mark	Frequency (MHz)	Reading Level (dBμV)	Factor (dB)	Measure Level (dBμV/m)	Limit (dBμV/m)	Margin (dB)	Detector	Polarization
	4918.5	41.2	2.6	43.8	74.0	-30.2	Peak	Horizontal
	7375.0	33.4	10.8	44.2	74.0	-29.8	Peak	Horizontal
*	8599.0	33.3	11.0	44.3	86.9	-42.6	Peak	Horizontal
*	9576.5	33.2	12.8	46.0	86.9	-40.9	Peak	Horizontal
	4918.5	40.0	2.6	42.6	74.0	-31.4	Peak	Vertical
	7383.5	34.9	10.7	45.6	74.0	-28.4	Peak	Vertical
*	8539.5	30.9	11.0	41.9	86.9	-45.0	Peak	Vertical
*	10061.0	32.7	13.7	46.4	86.9	-40.5	Peak	Vertical

Note 1: "*" is not in restricted band, its limit is 20dBc of the fundamental emission level (106.9dBμV/m) or 15.209 which is higher.

Note 2: Measure Level (dBμV/m) = Reading Level (dBμV) + Factor (dB)

Factor (dB) = Cable Loss (dB) + Antenna Factor (dB/m) - Pre_Amplifier Gain (dB)

Test Mode:	802.11n-HT40	Test Site:	AC2
Test Channel:	03	Test Engineer:	Snake Ni
Remark:	1. Average measurement was not performed if peak level lower than average limit. 2. Other frequency was 20dB below limit line within 1-18GHz, there is not show in the report.		

Mark	Frequency (MHz)	Reading Level (dBμV)	Factor (dB)	Measure Level (dBμV/m)	Limit (dBμV/m)	Margin (dB)	Detector	Polarization
	4842.0	37.4	2.9	40.3	74.0	-33.7	Peak	Horizontal
	7281.5	34.2	10.6	44.8	74.0	-29.2	Peak	Horizontal
*	8803.0	32.3	11.7	44.0	83.6	-39.6	Peak	Horizontal
*	9891.0	32.9	13.2	46.1	83.6	-37.5	Peak	Horizontal
	4850.5	37.5	2.7	40.2	74.0	-33.8	Peak	Vertical
	7264.5	33.8	10.7	44.5	74.0	-29.5	Peak	Vertical
*	8505.5	33.3	10.8	44.1	83.6	-39.5	Peak	Vertical
*	9653.0	33.5	12.5	46.0	83.6	-37.6	Peak	Vertical

Note 1: "*" is not in restricted band, its limit is 20dBc of the fundamental emission level (103.6dBμV/m) or 15.209 which is higher.

Note 2: Measure Level (dBμV/m) = Reading Level (dBμV) + Factor (dB)

Factor (dB) = Cable Loss (dB) + Antenna Factor (dB/m) - Pre_Amplifier Gain (dB)

Test Mode:	802.11n-HT40	Test Site:	AC2
Test Channel:	06	Test Engineer:	Snake Ni
Remark:	1. Average measurement was not performed if peak level lower than average limit. 2. Other frequency was 20dB below limit line within 1-18GHz, there is not show in the report.		

Mark	Frequency (MHz)	Reading Level (dBμV)	Factor (dB)	Measure Level (dBμV/m)	Limit (dBμV/m)	Margin (dB)	Detector	Polarization
	4876.0	38.7	2.6	41.3	74.0	-32.7	Peak	Horizontal
	7375.0	33.9	10.8	44.7	74.0	-29.3	Peak	Horizontal
*	8726.5	32.4	11.5	43.9	83.4	-39.5	Peak	Horizontal
*	9644.5	34.0	12.7	46.7	83.4	-36.7	Peak	Horizontal
	4876.0	38.2	2.6	40.8	74.0	-33.2	Peak	Vertical
	7332.5	32.6	10.7	43.3	74.0	-30.7	Peak	Vertical
*	8879.5	31.5	11.4	42.9	83.4	-40.5	Peak	Vertical
*	9636.0	32.8	12.9	45.7	83.4	-37.7	Peak	Vertical

Note 1: "*" is not in restricted band, its limit is 20dBc of the fundamental emission level (103.4dBμV/m) or 15.209 which is higher.

Note 2: Measure Level (dBμV/m) = Reading Level (dBμV) + Factor (dB)

Factor (dB) = Cable Loss (dB) + Antenna Factor (dB/m) - Pre_Amplifier Gain (dB)

Test Mode:	802.11n-HT40	Test Site:	AC2
Test Channel:	09	Test Engineer:	Snake Ni
Remark:	1. Average measurement was not performed if peak level lower than average limit. 2. Other frequency was 20dB below limit line within 1-18GHz, there is not show in the report.		

Mark	Frequency (MHz)	Reading Level (dBμV)	Factor (dB)	Measure Level (dBμV/m)	Limit (dBμV/m)	Margin (dB)	Detector	Polarization
	4901.5	37.1	2.6	39.7	74.0	-34.3	Peak	Horizontal
	7341.0	33.1	10.7	43.8	74.0	-30.2	Peak	Horizontal
*	8633.0	32.6	11.2	43.8	82.5	-38.7	Peak	Horizontal
*	9644.5	33.5	12.7	46.2	82.5	-36.3	Peak	Horizontal
	4901.5	36.8	2.6	39.4	74.0	-34.6	Peak	Vertical
	7332.5	32.3	10.7	43.0	74.0	-31.0	Peak	Vertical
*	8675.5	32.1	11.2	43.3	82.5	-39.2	Peak	Vertical
*	9568.0	33.4	13.0	46.4	82.5	-36.1	Peak	Vertical

Note 1: "*" is not in restricted band, its limit is 20dBc of the fundamental emission level (102.5dBμV/m) or 15.209 which is higher.

Note 2: Measure Level (dBμV/m) = Reading Level (dBμV) + Factor (dB)

Factor (dB) = Cable Loss (dB) + Antenna Factor (dB/m) - Pre_Amplifier Gain (dB)

The worst case of Radiated Emission below 1GHz:

Site: AC2	Time: 2017/05/19 - 21:27
Limit: FCC_Part15.209_RE(3m)	Engineer: Snake Ni
Probe: VULB9162_0.03GHz_8GHz	Polarity: Horizontal
EUT: VIDEO CONFERENCING ENDPOINT	Power: AC 120V/60Hz
Note: There is the worst case within frequency range 30MHz~1GHz.	

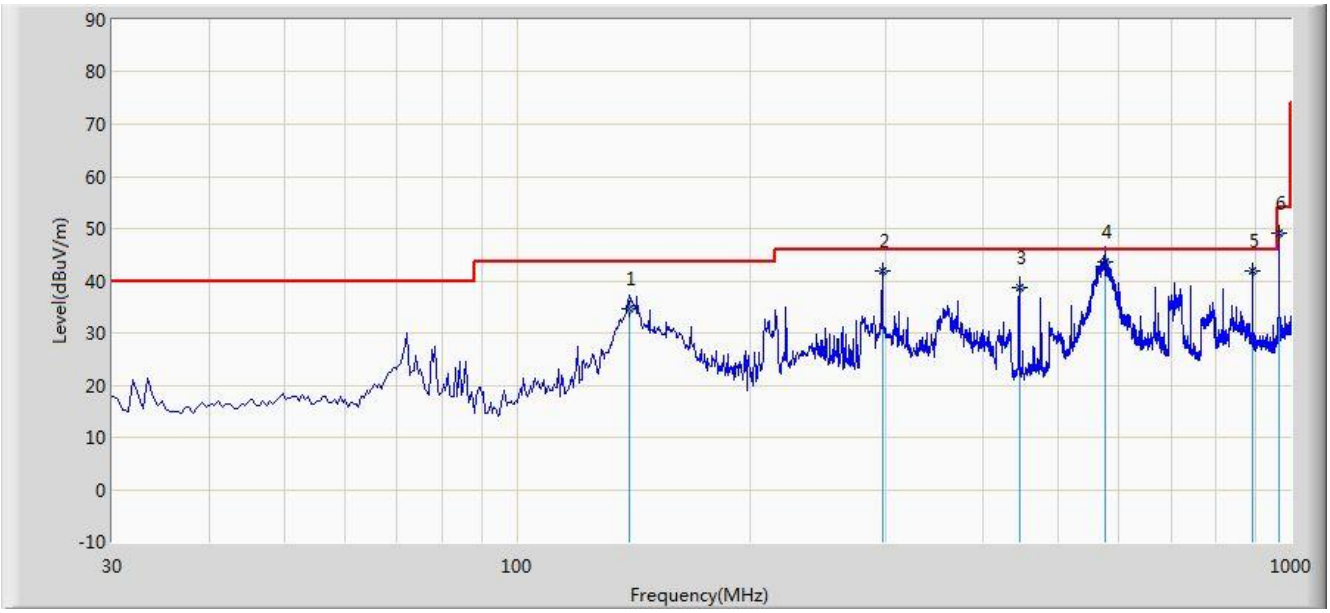

No	Flag	Mark	Frequency (MHz)	Measure Level (dBuV/m)	Reading Level (dBuV)	Over Limit (dB)	Limit (dBuV/m)	Factor (dB)	Type
1			139.610	34.609	20.150	-8.891	43.500	14.459	QP
2			296.750	41.778	27.560	-4.222	46.000	14.218	QP
3			445.645	38.745	21.030	-7.255	46.000	17.716	QP
4		*	575.625	43.573	23.620	-2.427	46.000	19.954	QP
5			891.360	41.859	17.650	-4.141	46.000	24.209	QP
6			965.565	49.239	24.260	-4.761	54.000	24.978	QP

Note 1: Measure Level (dBμV/m) = Reading Level (dBμV) + Factor (dB)

Factor (dB) = Cable Loss (dB) + Antenna Factor (dB/m)

Note 2: The test trace is same as the ambient noise and the amplitude of the emissions are attenuated more than 20dB below the permissible (the test frequency range: 9kHz ~ 30MHz, 18GHz ~ 25GHz), therefore no data appear in the report.

Site: AC2	Time: 2017/05/19 - 21:31
Limit: FCC_Part15.209_RE(3m)	Engineer: Snake Ni
Probe: VULB9162_0.03GHz_8GHz	Polarity: Vertical
EUT: VIDEO CONFERENCING ENDPOINT	Power: AC 120V/60Hz
Note: There is the worst case within frequency range 30MHz~1GHz.	

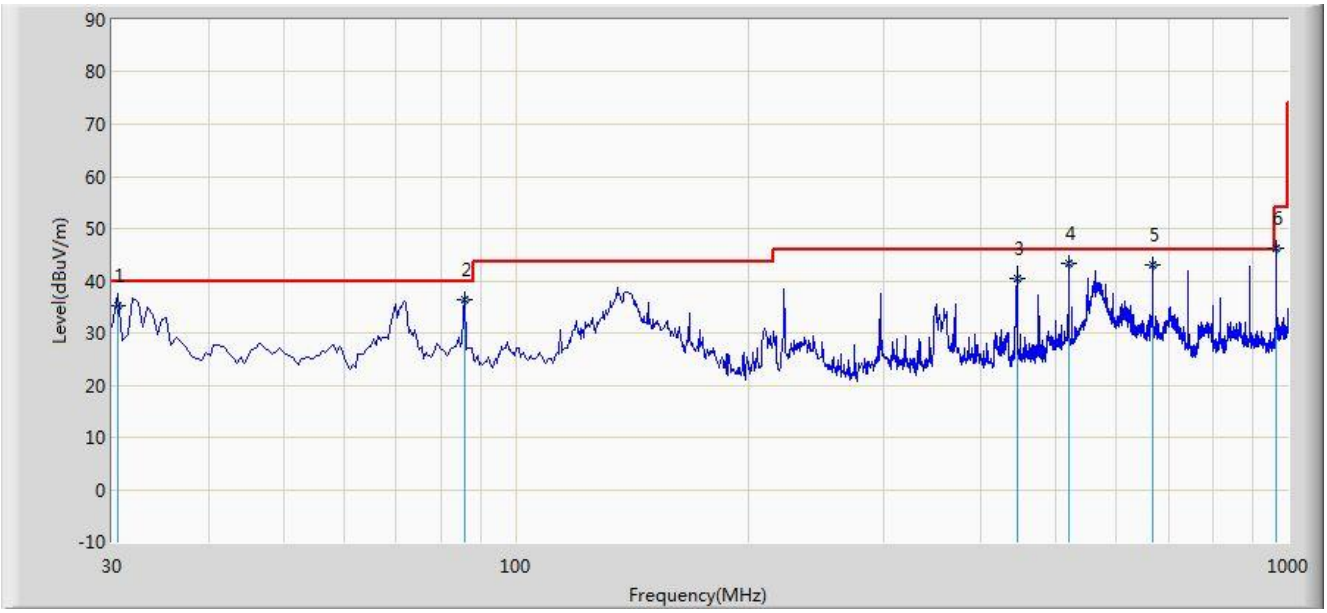

No	Flag	Mark	Frequency (MHz)	Measure Level (dBuV/m)	Reading Level (dBuV)	Over Limit (dB)	Limit (dBuV/m)	Factor (dB)	Type
1			30.485	35.149	21.520	-4.851	40.000	13.629	QP
2			85.775	36.493	26.360	-3.507	40.000	10.133	QP
3			445.645	40.575	22.860	-5.425	46.000	17.716	QP
4		*	519.850	43.209	24.350	-2.791	46.000	18.859	QP
5			668.260	42.937	21.330	-3.063	46.000	21.607	QP
6			965.565	46.339	21.360	-7.661	54.000	24.978	QP

Note 1: Measure Level (dBμV/m) = Reading Level (dBμV) + Factor (dB)

Factor (dB) = Cable Loss (dB) + Antenna Factor (dB/m)

Note 2: The test trace is same as the ambient noise and the amplitude of the emissions are attenuated more than 20dB below the permissible (the test frequency range: 9kHz ~ 30MHz, 18GHz ~ 25GHz), therefore no data appear in the report.

7.7. Radiated Restricted Band Edge Measurement

7.7.1. Test Result

Site: AC2	Time: 2017/05/10 - 11:05
Limit: FCC_Part15.209_RE(3m)	Engineer: Snake Ni
Probe: BBHA9120D_1-18GHz	Polarity: Horizontal
EUT: VIDEO CONFERENCING ENDPOINT	Power: AC 120V/60Hz
Test mode: Transmit by 802.11b at channel 2412MHz	

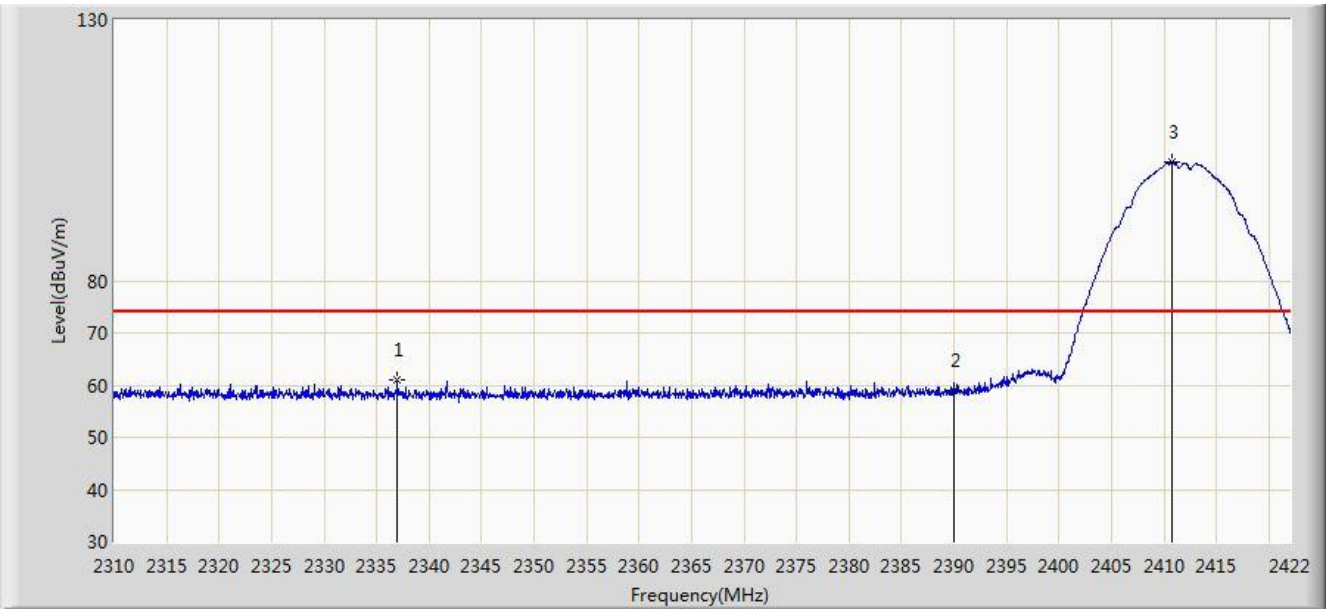

No	Flag	Mark	Frequency (MHz)	Measure Level (dBuV/m)	Reading Level (dBuV)	Over Limit (dB)	Limit (dBuV/m)	Factor (dB)	Type
1			2336.992	60.956	28.628	-13.044	74.000	32.328	PK
2			2390.000	59.069	26.791	-14.931	74.000	32.278	PK
3		*	2410.800	102.729	70.484	N/A	N/A	32.245	PK

Test Mode: Measure Level (dBμV/m) = Reading Level (dBμV) + Factor (dB)

Factor (dB) = Cable Loss (dB) + Antenna Factor (dB/m)

Site: AC2	Time: 2017/05/10 - 11:10
Limit: FCC_Part15.209_RE(3m)	Engineer: Snake Ni
Probe: BBHA9120D_1-18GHz	Polarity: Horizontal
EUT: VIDEO CONFERENCING ENDPOINT	Power: AC 120V/60Hz
Test mode: Transmit by 802.11b at channel 2412MHz	

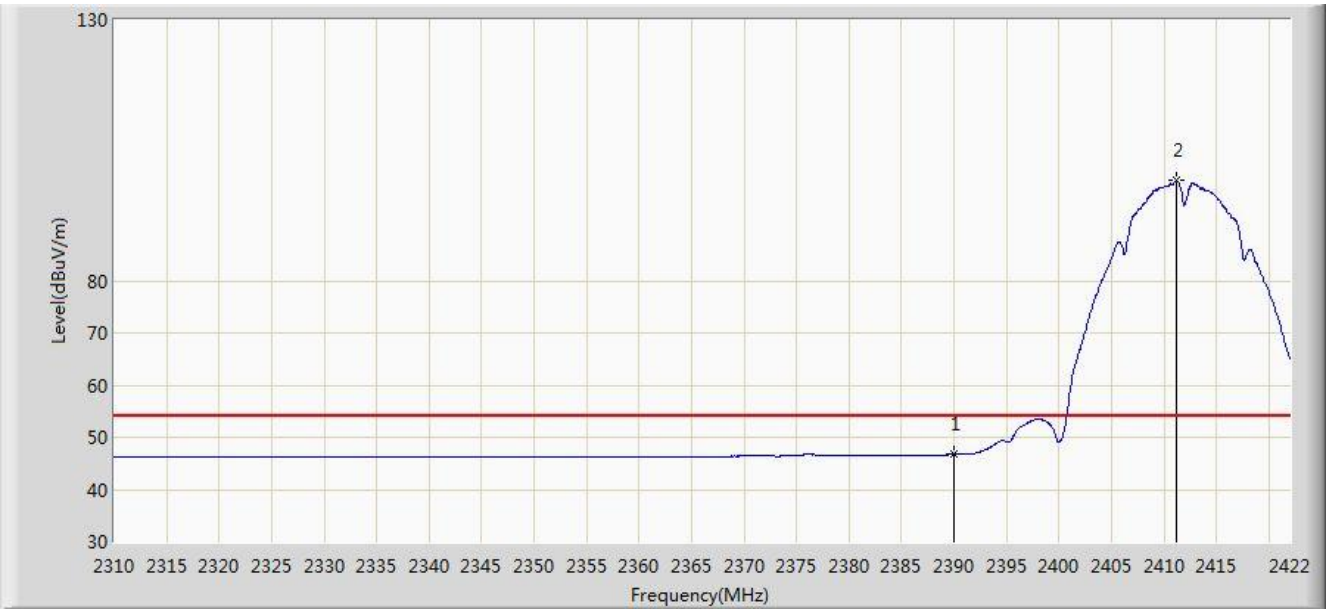

No	Flag	Mark	Frequency (MHz)	Measure Level (dBuV/m)	Reading Level (dBuV)	Over Limit (dB)	Limit (dBuV/m)	Factor (dB)	Type
1			2390.000	46.734	14.456	-7.266	54.000	32.278	AV
2		*	2411.192	99.140	66.897	N/A	N/A	32.243	AV

Test Mode: Measure Level (dBμV/m) = Reading Level (dBμV) + Factor (dB)

Factor (dB) = Cable Loss (dB) + Antenna Factor (dB/m)

Site: AC2	Time: 2017/05/10 - 11:10
Limit: FCC_Part15.209_RE(3m)	Engineer: Snake Ni
Probe: BBHA9120D_1-18GHz	Polarity: Vertical
EUT: VIDEO CONFERENCING ENDPOINT	Power: AC 120V/60Hz
Test mode: Transmit by 802.11b at channel 2412MHz	

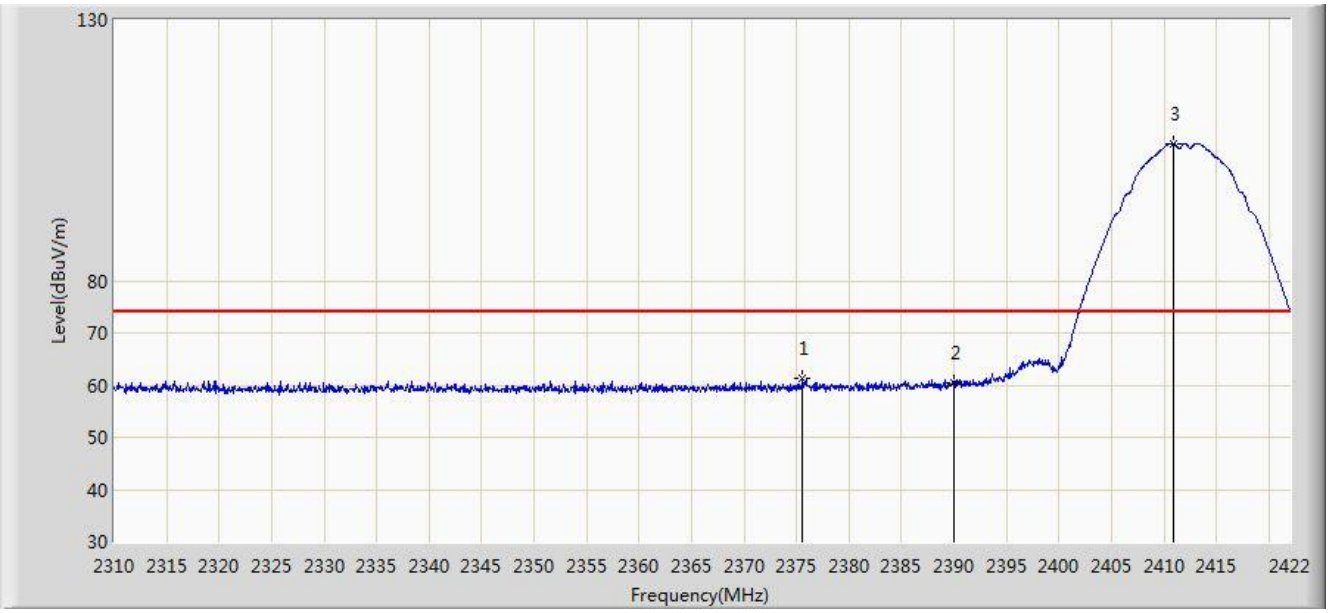

No	Flag	Mark	Frequency (MHz)	Measure Level (dBuV/m)	Reading Level (dBuV)	Over Limit (dB)	Limit (dBuV/m)	Factor (dB)	Type
1			2375.576	61.318	29.109	-12.682	74.000	32.209	PK
2			2390.000	60.556	28.278	-13.444	74.000	32.278	PK
3		*	2410.912	106.333	74.089	N/A	N/A	32.244	PK

Test Mode: Measure Level (dBµV/m) = Reading Level (dBµV) + Factor (dB)

Factor (dB) = Cable Loss (dB) + Antenna Factor (dB/m)

Site: AC2	Time: 2017/05/10 - 11:13
Limit: FCC_Part15.209_RE(3m)	Engineer: Snake Ni
Probe: BBHA9120D_1-18GHz	Polarity: Vertical
EUT: VIDEO CONFERENCING ENDPOINT	Power: AC 120V/60Hz
Test mode: Transmit by 802.11b at channel 2412MHz	

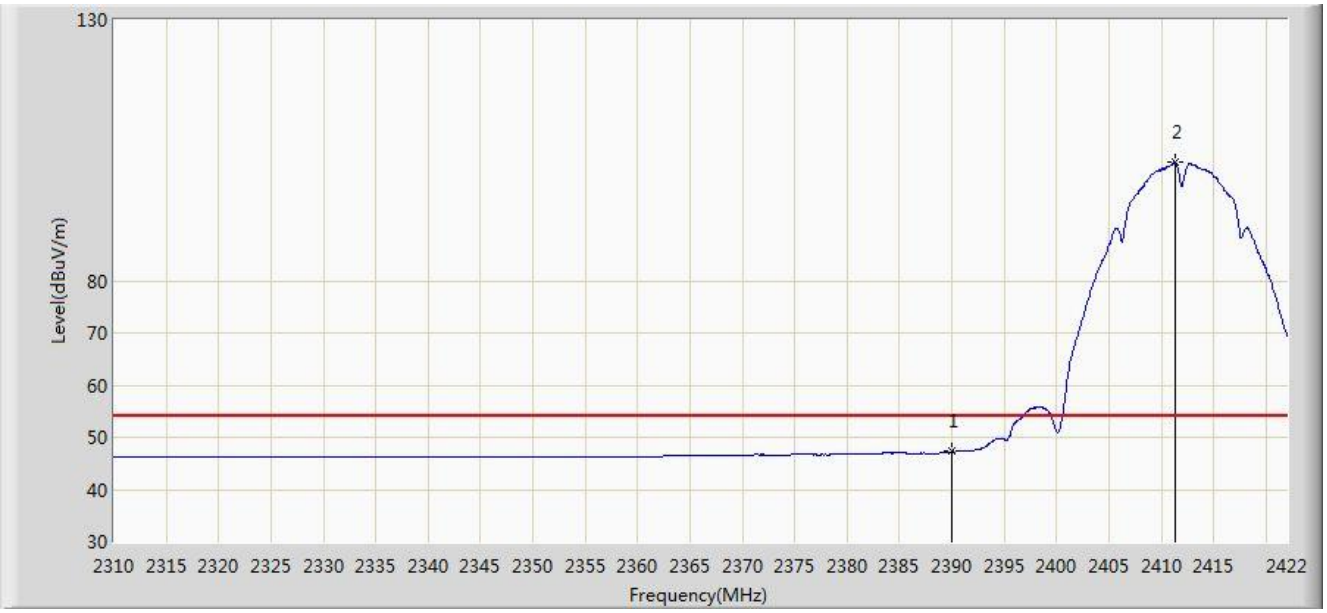

No	Flag	Mark	Frequency (MHz)	Measure Level (dBuV/m)	Reading Level (dBuV)	Over Limit (dB)	Limit (dBuV/m)	Factor (dB)	Type
1			2390.000	47.256	14.978	-6.744	54.000	32.278	AV
2		*	2411.304	102.665	70.422	N/A	N/A	32.243	AV

Test Mode: Measure Level (dBµV/m) = Reading Level (dBµV) + Factor (dB)

Factor (dB) = Cable Loss (dB) + Antenna Factor (dB/m)

Site: AC2	Time: 2017/05/10 - 11:14
Limit: FCC_Part15.209_RE(3m)	Engineer: Snake Ni
Probe: BBHA9120D_1-18GHz	Polarity: Horizontal
EUT: VIDEO CONFERENCING ENDPOINT	Power: AC 120V/60Hz
Test mode: Transmit by 802.11b at channel 2462MHz	

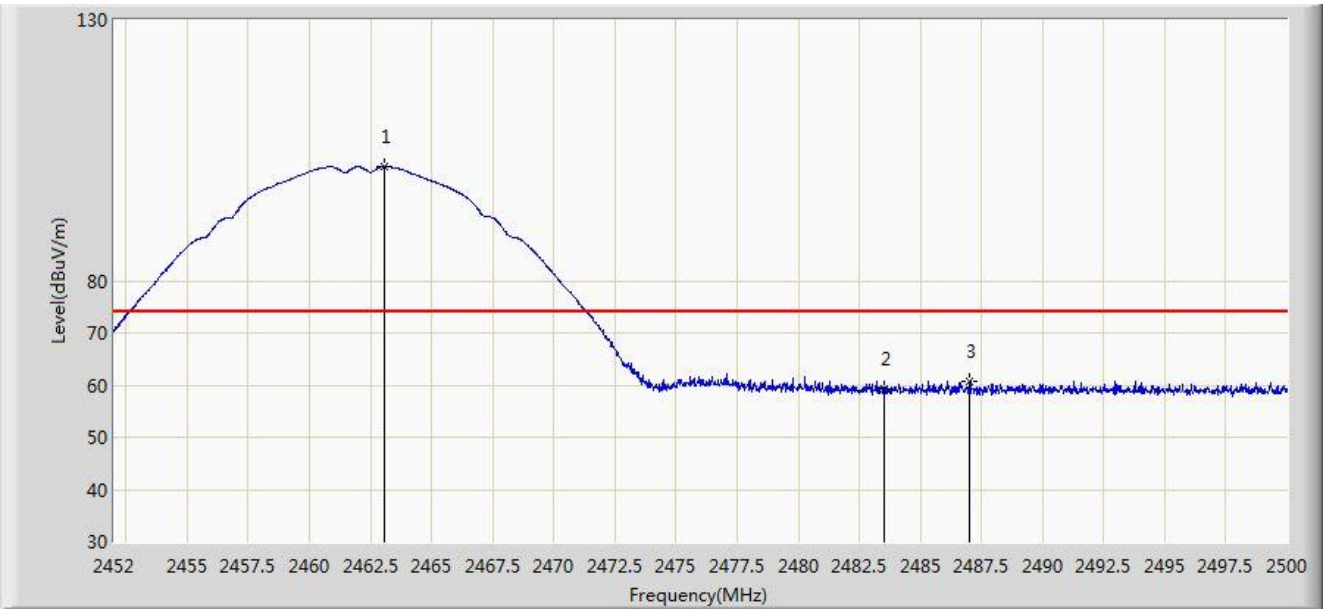

No	Flag	Mark	Frequency (MHz)	Measure Level (dBuV/m)	Reading Level (dBuV)	Over Limit (dB)	Limit (dBuV/m)	Factor (dB)	Type
1		*	2463.088	101.874	69.635	N/A	N/A	32.239	PK
2			2483.500	59.351	27.070	-14.649	74.000	32.282	PK
3			2486.992	60.762	28.469	-13.238	74.000	32.293	PK

Test Mode: Measure Level (dBµV/m) = Reading Level (dBµV) + Factor (dB)

Factor (dB) = Cable Loss (dB) + Antenna Factor (dB/m)

Site: AC2	Time: 2017/05/10 - 11:16
Limit: FCC_Part15.209_RE(3m)	Engineer: Snake Ni
Probe: BBHA9120D_1-18GHz	Polarity: Horizontal
EUT: VIDEO CONFERENCING ENDPOINT	Power: AC 120V/60Hz
Test mode: Transmit by 802.11b at channel 2462MHz	

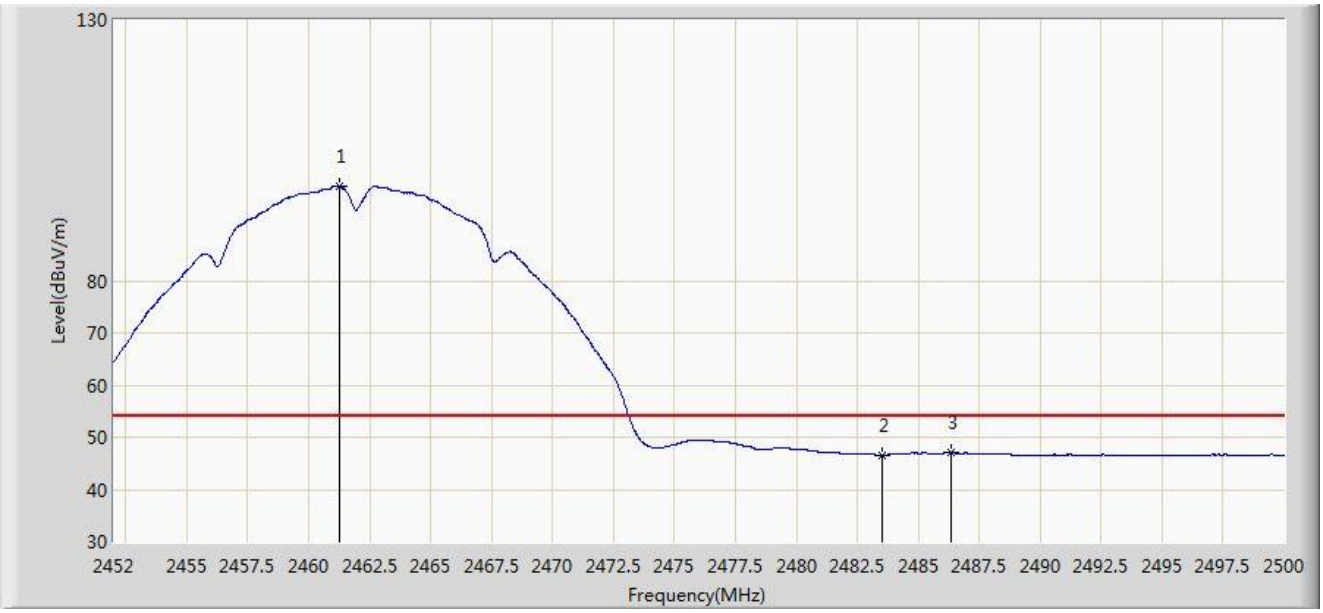

No	Flag	Mark	Frequency (MHz)	Measure Level (dBuV/m)	Reading Level (dBuV)	Over Limit (dB)	Limit (dBuV/m)	Factor (dB)	Type
1		*	2461.240	98.255	66.020	N/A	N/A	32.235	AV
2			2483.500	46.642	14.361	-7.358	54.000	32.282	AV
3			2486.320	46.988	14.697	-7.012	54.000	32.291	AV

Test Mode: Measure Level (dBµV/m) = Reading Level (dBµV) + Factor (dB)

Factor (dB) = Cable Loss (dB) + Antenna Factor (dB/m)

Site: AC2	Time: 2017/05/10 - 11:16
Limit: FCC_Part15.209_RE(3m)	Engineer: Snake Ni
Probe: BBHA9120D_1-18GHz	Polarity: Vertical
EUT: VIDEO CONFERENCING ENDPOINT	Power: AC 120V/60Hz
Test mode: Transmit by 802.11b at channel 2462MHz	

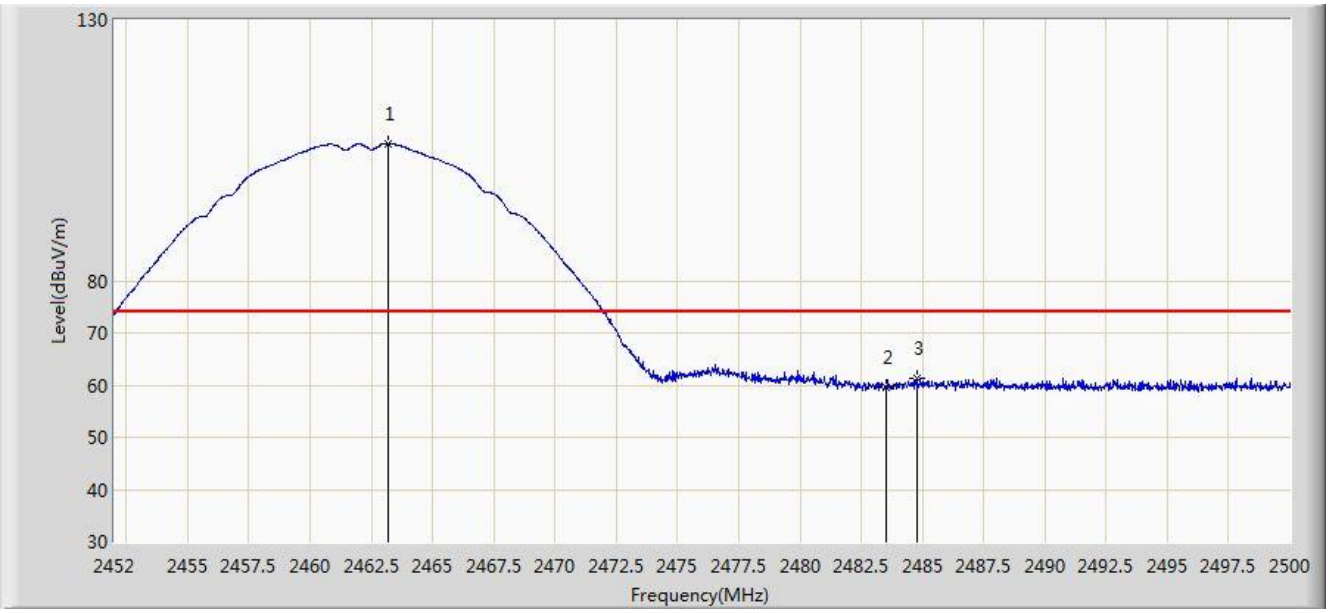

No	Flag	Mark	Frequency (MHz)	Measure Level (dBuV/m)	Reading Level (dBuV)	Over Limit (dB)	Limit (dBuV/m)	Factor (dB)	Type
1		*	2463.184	106.255	74.016	N/A	N/A	32.239	PK
2			2483.500	59.640	27.359	-14.360	74.000	32.282	PK
3			2484.784	61.276	28.990	-12.724	74.000	32.286	PK

Test Mode: Measure Level (dBµV/m) = Reading Level (dBµV) + Factor (dB)

Factor (dB) = Cable Loss (dB) + Antenna Factor (dB/m)

Site: AC2	Time: 2017/05/10 - 11:18
Limit: FCC_Part15.209_RE(3m)	Engineer: Snake Ni
Probe: BBHA9120D_1-18GHz	Polarity: Vertical
EUT: VIDEO CONFERENCING ENDPOINT	Power: AC 120V/60Hz
Test mode: Transmit by 802.11b at channel 2462MHz	

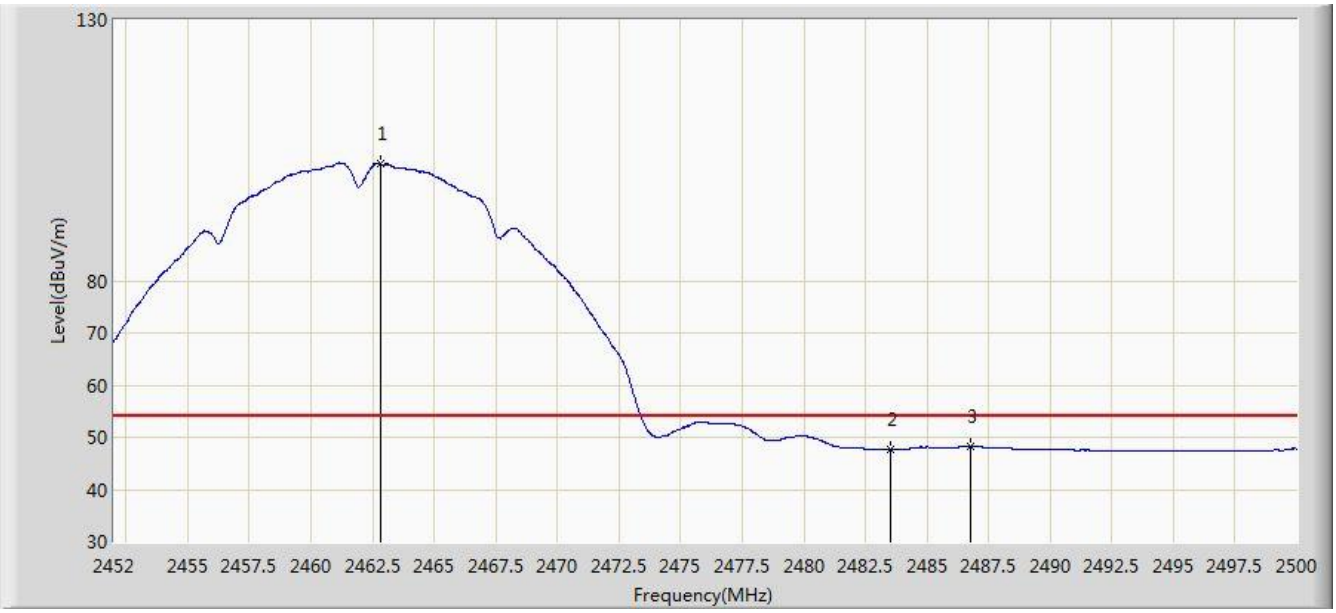

No	Flag	Mark	Frequency (MHz)	Measure Level (dBuV/m)	Reading Level (dBuV)	Over Limit (dB)	Limit (dBuV/m)	Factor (dB)	Type
1		*	2462.800	102.541	70.302	N/A	N/A	32.239	AV
2			2483.500	47.607	15.326	-6.393	54.000	32.282	AV
3			2486.752	48.242	15.950	-5.758	54.000	32.292	AV

Test Mode: Measure Level (dBµV/m) = Reading Level (dBµV) + Factor (dB)

Factor (dB) = Cable Loss (dB) + Antenna Factor (dB/m)

Site: AC2	Time: 2017/05/10 - 11:18
Limit: FCC_Part15.209_RE(3m)	Engineer: Snake Ni
Probe: BBHA9120D_1-18GHz	Polarity: Horizontal
EUT: VIDEO CONFERENCING ENDPOINT	Power: AC 120V/60Hz
Test mode: Transmit by 802.11g at channel 2412MHz	

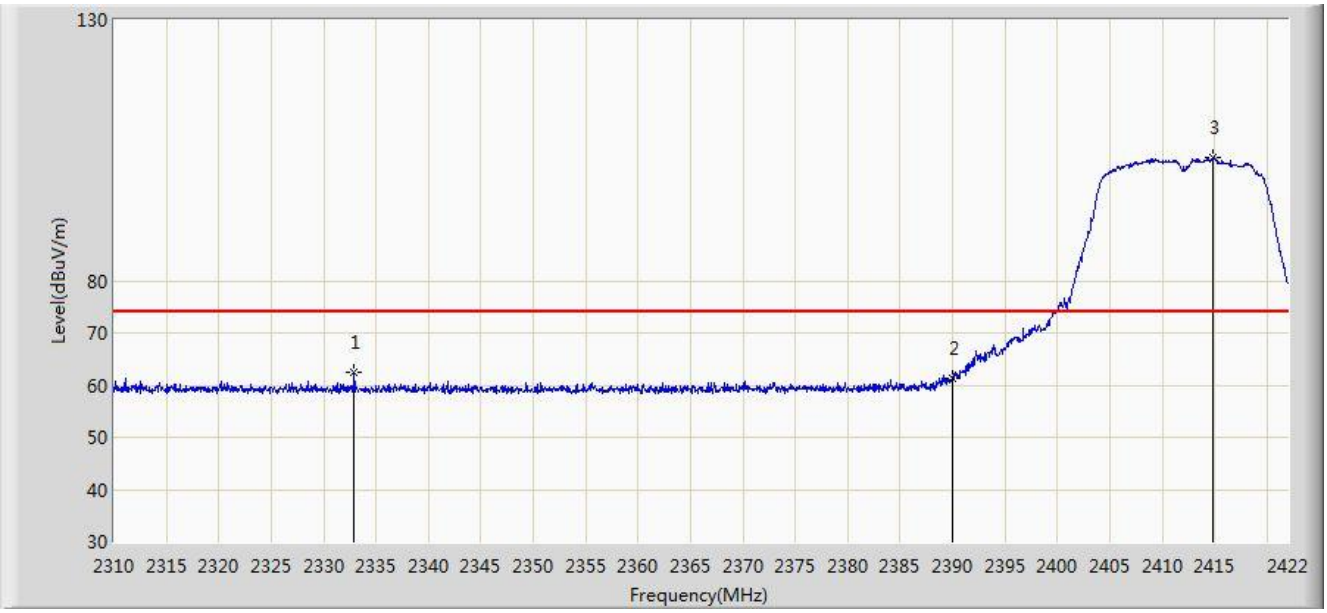

No	Flag	Mark	Frequency (MHz)	Measure Level (dBuV/m)	Reading Level (dBuV)	Over Limit (dB)	Limit (dBuV/m)	Factor (dB)	Type
1			2332.904	62.379	30.032	-11.621	74.000	32.348	PK
2			2390.000	61.430	29.152	-12.570	74.000	32.278	PK
3		*	2414.832	103.511	71.283	N/A	N/A	32.228	PK

Test Mode: Measure Level (dBµV/m) = Reading Level (dBµV) + Factor (dB)

Factor (dB) = Cable Loss (dB) + Antenna Factor (dB/m)

Site: AC2	Time: 2017/05/10 - 11:22
Limit: FCC_Part15.209_RE(3m)	Engineer: Snake Ni
Probe: BBHA9120D_1-18GHz	Polarity: Horizontal
EUT: VIDEO CONFERENCING ENDPOINT	Power: AC 120V/60Hz
Test mode: Transmit by 802.11g at channel 2412MHz	

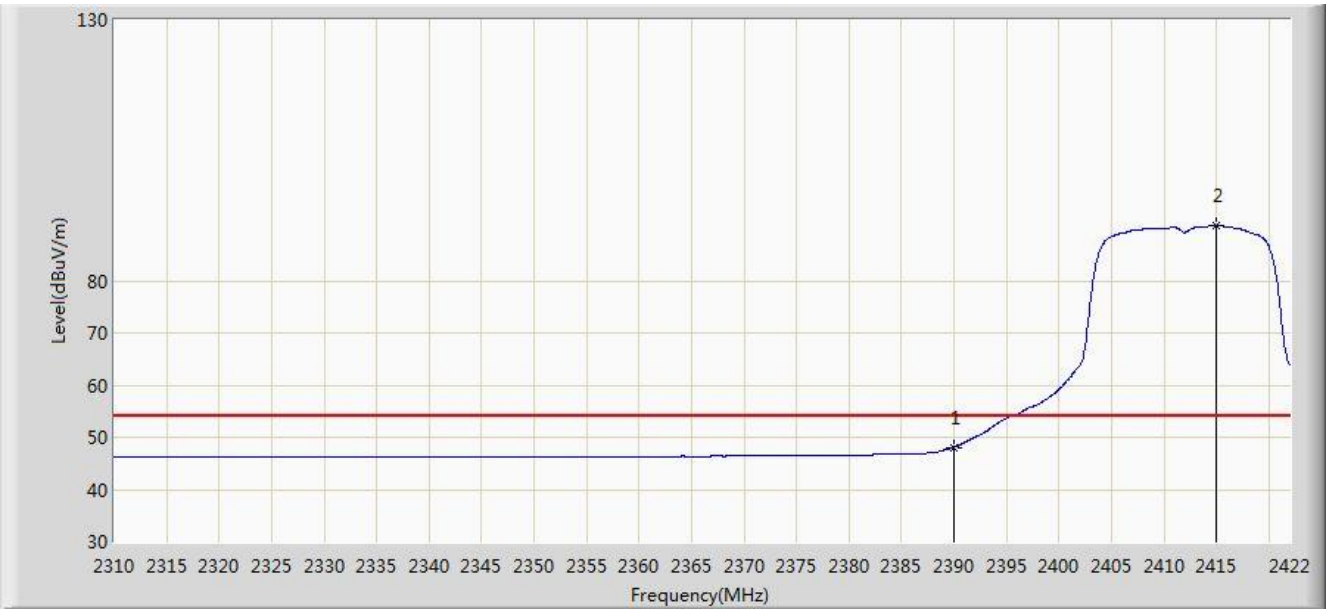

No	Flag	Mark	Frequency (MHz)	Measure Level (dBuV/m)	Reading Level (dBuV)	Over Limit (dB)	Limit (dBuV/m)	Factor (dB)	Type
1			2390.000	48.115	15.837	-5.885	54.000	32.278	AV
2		*	2415.000	90.515	58.288	N/A	N/A	32.227	AV

Test Mode: Measure Level (dBµV/m) = Reading Level (dBµV) + Factor (dB)

Factor (dB) = Cable Loss (dB) + Antenna Factor (dB/m)

Site: AC2	Time: 2017/05/10 - 11:22
Limit: FCC_Part15.209_RE(3m)	Engineer: Snake Ni
Probe: BBHA9120D_1-18GHz	Polarity: Vertical
EUT: VIDEO CONFERENCING ENDPOINT	Power: AC 120V/60Hz
Test mode: Transmit by 802.11g at channel 2412MHz	

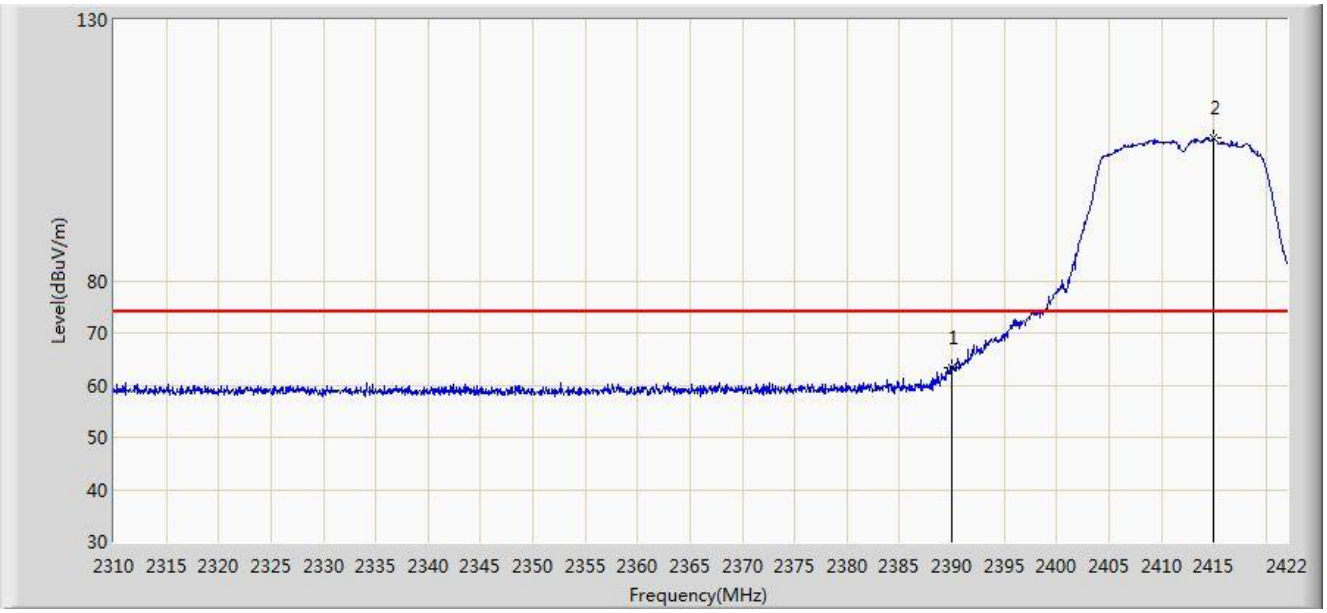

No	Flag	Mark	Frequency (MHz)	Measure Level (dBuV/m)	Reading Level (dBuV)	Over Limit (dB)	Limit (dBuV/m)	Factor (dB)	Type
1			2390.000	63.438	31.160	-10.562	74.000	32.278	PK
2		*	2415.000	107.373	75.146	N/A	N/A	32.227	PK

Test Mode: Measure Level (dBµV/m) = Reading Level (dBµV) + Factor (dB)

Factor (dB) = Cable Loss (dB) + Antenna Factor (dB/m)

Site: AC2	Time: 2017/05/10 - 11:24
Limit: FCC_Part15.209_RE(3m)	Engineer: Snake Ni
Probe: BBHA9120D_1-18GHz	Polarity: Vertical
EUT: VIDEO CONFERENCING ENDPOINT	Power: AC 120V/60Hz
Test mode: Transmit by 802.11g at channel 2412MHz	

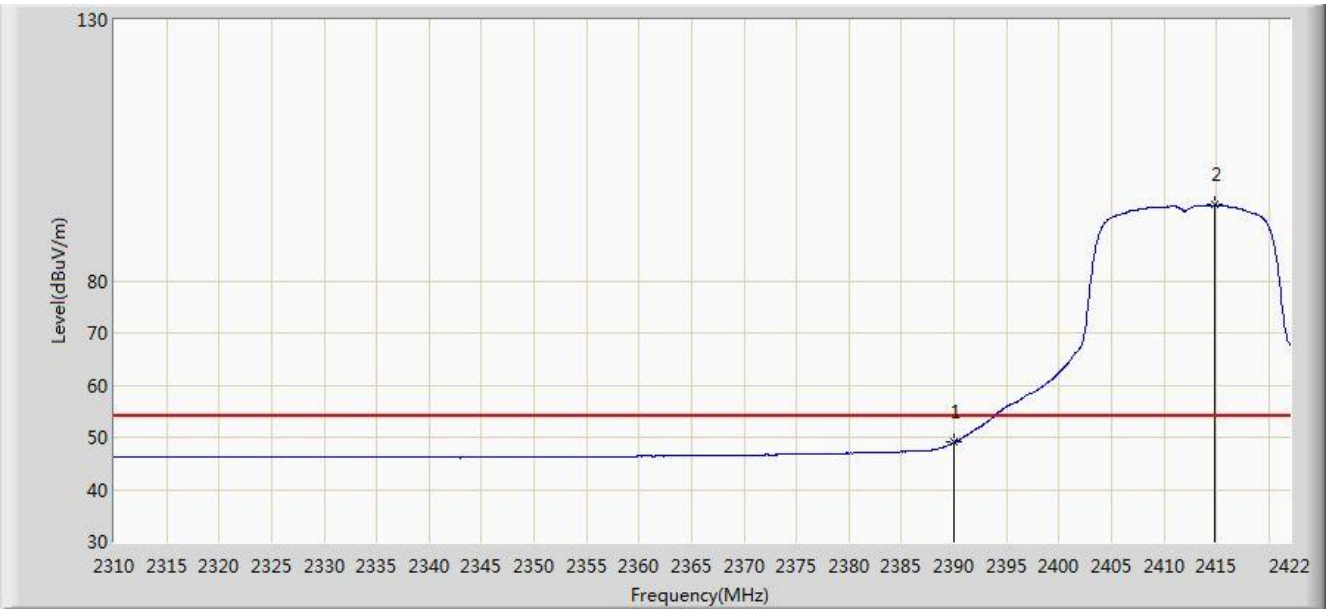

No	Flag	Mark	Frequency (MHz)	Measure Level (dBuV/m)	Reading Level (dBuV)	Over Limit (dB)	Limit (dBuV/m)	Factor (dB)	Type
1			2390.000	49.013	16.735	-4.987	54.000	32.278	AV
2		*	2414.888	94.502	62.274	N/A	N/A	32.228	AV

Test Mode: Measure Level (dBμV/m) = Reading Level (dBμV) + Factor (dB)

Factor (dB) = Cable Loss (dB) + Antenna Factor (dB/m)

Site: AC2	Time: 2017/05/10 - 11:25
Limit: FCC_Part15.209_RE(3m)	Engineer: Snake Ni
Probe: BBHA9120D_1-18GHz	Polarity: Horizontal
EUT: VIDEO CONFERENCING ENDPOINT	Power: AC 120V/60Hz
Test mode: Transmit by 802.11g at channel 2462MHz	

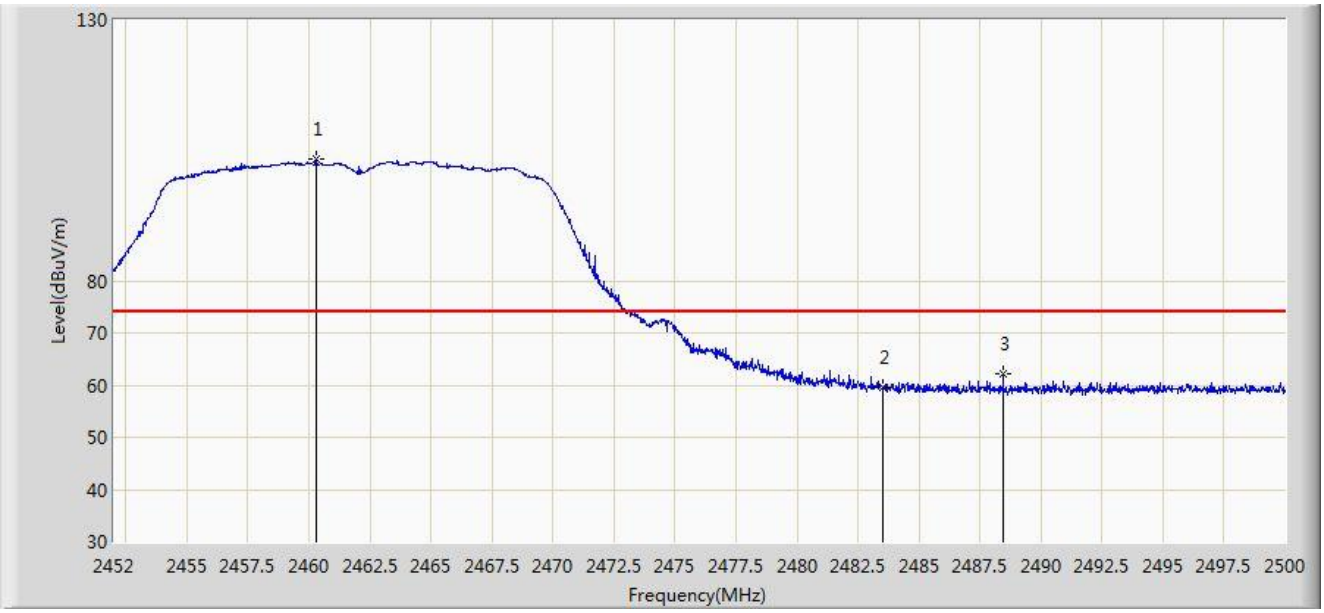

No	Flag	Mark	Frequency (MHz)	Measure Level (dBuV/m)	Reading Level (dBuV)	Over Limit (dB)	Limit (dBuV/m)	Factor (dB)	Type
1		*	2460.328	103.308	71.077	N/A	N/A	32.231	PK
2			2483.500	59.676	27.395	-14.324	74.000	32.282	PK
3			2488.456	62.073	29.775	-11.927	74.000	32.299	PK

Test Mode: Measure Level (dBµV/m) = Reading Level (dBµV) + Factor (dB)

Factor (dB) = Cable Loss (dB) + Antenna Factor (dB/m)

Site: AC2	Time: 2017/05/10 - 11:26
Limit: FCC_Part15.209_RE(3m)	Engineer: Snake Ni
Probe: BBHA9120D_1-18GHz	Polarity: Horizontal
EUT: VIDEO CONFERENCING ENDPOINT	Power: AC 120V/60Hz
Test mode: Transmit by 802.11g at channel 2462MHz	

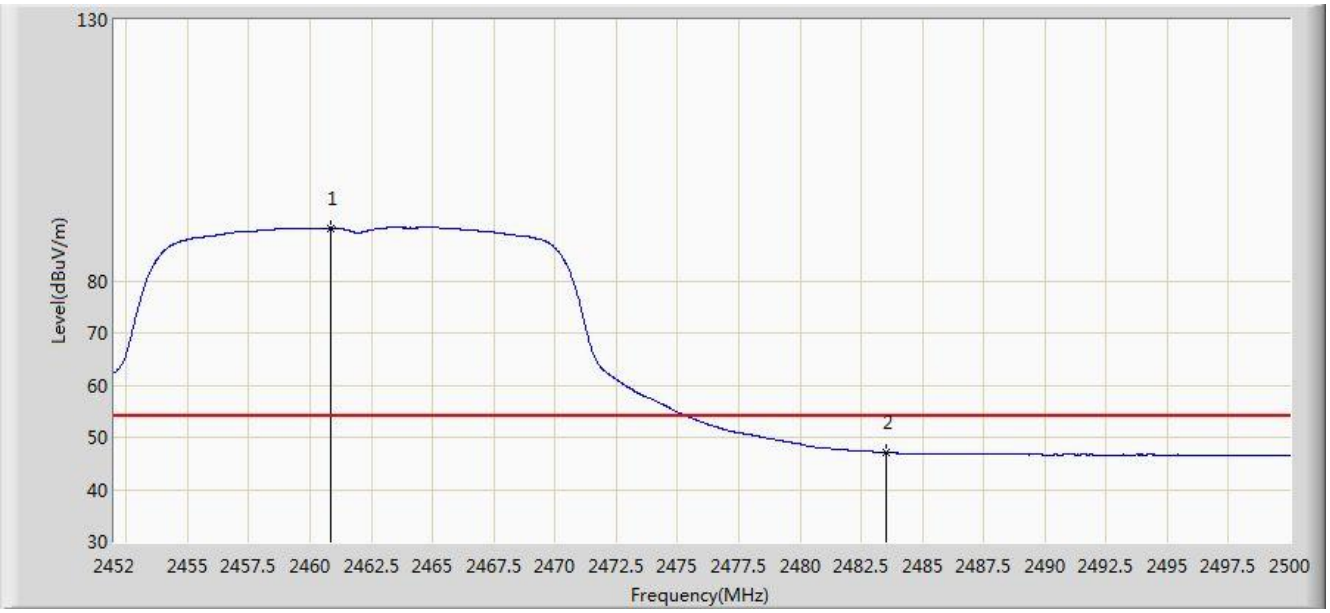

No	Flag	Mark	Frequency (MHz)	Measure Level (dBuV/m)	Reading Level (dBuV)	Over Limit (dB)	Limit (dBuV/m)	Factor (dB)	Type
1		*	2460.856	90.142	57.909	N/A	N/A	32.233	AV
2			2483.500	47.078	14.797	-6.922	54.000	32.282	AV

Test Mode: Measure Level (dBµV/m) = Reading Level (dBµV) + Factor (dB)

Factor (dB) = Cable Loss (dB) + Antenna Factor (dB/m)

Site: AC2	Time: 2017/05/10 - 11:26
Limit: FCC_Part15.209_RE(3m)	Engineer: Snake Ni
Probe: BBHA9120D_1-18GHz	Polarity: Vertical
EUT: VIDEO CONFERENCING ENDPOINT	Power: AC 120V/60Hz
Test mode: Transmit by 802.11g at channel 2462MHz	

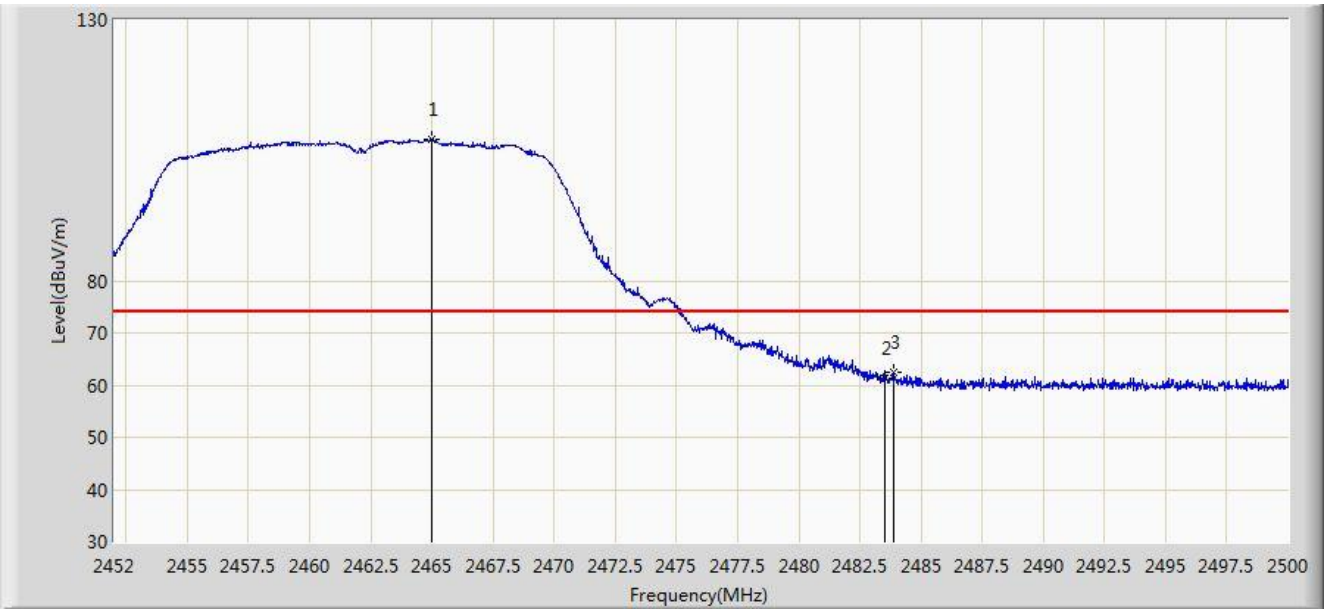

No	Flag	Mark	Frequency (MHz)	Measure Level (dBuV/m)	Reading Level (dBuV)	Over Limit (dB)	Limit (dBuV/m)	Factor (dB)	Type
1		*	2464.984	107.126	74.884	N/A	N/A	32.242	PK
2			2483.500	61.435	29.154	-12.565	74.000	32.282	PK
3			2483.896	62.490	30.207	-11.510	74.000	32.282	PK

Test Mode: Measure Level (dBµV/m) = Reading Level (dBµV) + Factor (dB)

Factor (dB) = Cable Loss (dB) + Antenna Factor (dB/m)

Site: AC2	Time: 2017/05/10 - 11:28
Limit: FCC_Part15.209_RE(3m)	Engineer: Snake Ni
Probe: BBHA9120D_1-18GHz	Polarity: Vertical
EUT: VIDEO CONFERENCING ENDPOINT	Power: AC 120V/60Hz
Test mode: Transmit by 802.11g at channel 2462MHz	

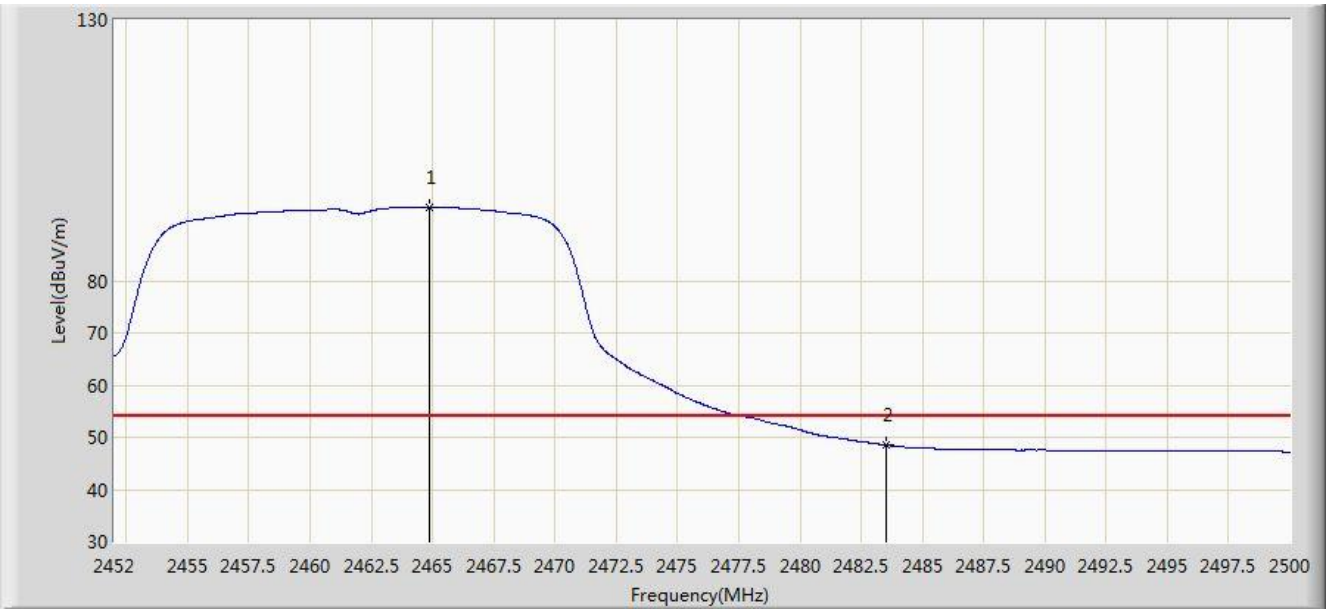

No	Flag	Mark	Frequency (MHz)	Measure Level (dBuV/m)	Reading Level (dBuV)	Over Limit (dB)	Limit (dBuV/m)	Factor (dB)	Type
1		*	2464.888	94.144	61.902	N/A	N/A	32.242	AV
2			2483.500	48.493	16.212	-5.507	54.000	32.282	AV

Test Mode: Measure Level (dBμV/m) = Reading Level (dBμV) + Factor (dB)

Factor (dB) = Cable Loss (dB) + Antenna Factor (dB/m)

Site: AC2	Time: 2017/05/10 - 11:29
Limit: FCC_Part15.209_RE(3m)	Engineer: Snake Ni
Probe: BBHA9120D_1-18GHz	Polarity: Horizontal
EUT: VIDEO CONFERENCING ENDPOINT	Power: AC 120V/60Hz
Test mode: Transmit by 802.11n-HT20 at channel 2412MHz	

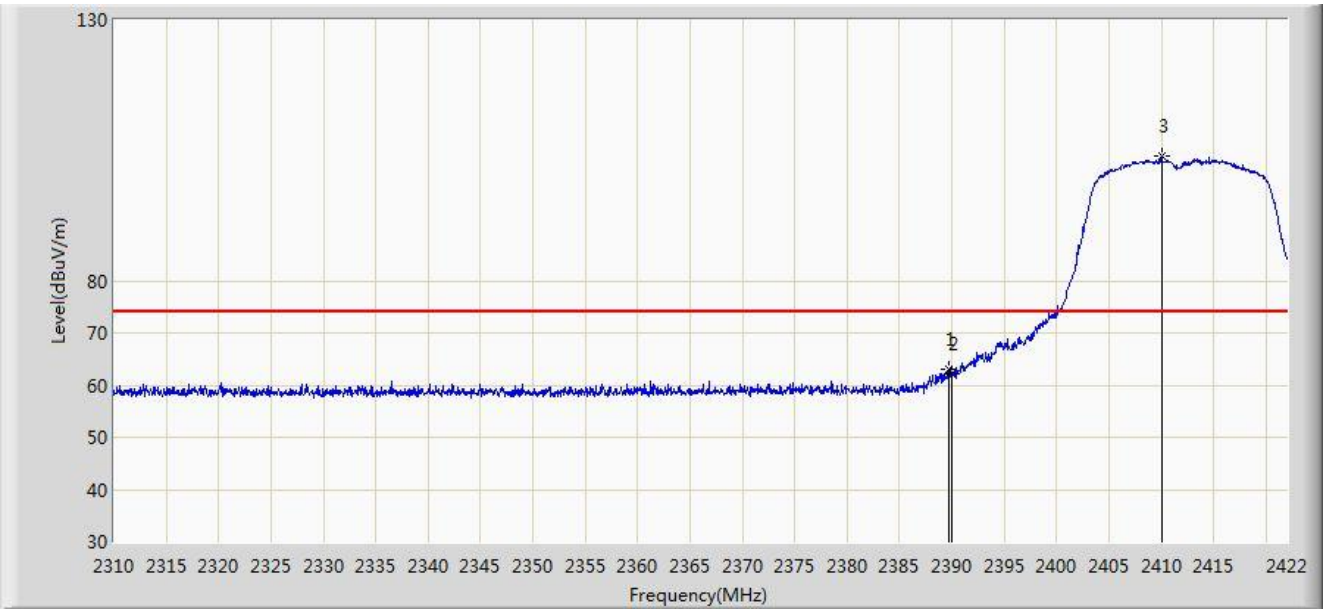

No	Flag	Mark	Frequency (MHz)	Measure Level (dBuV/m)	Reading Level (dBuV)	Over Limit (dB)	Limit (dBuV/m)	Factor (dB)	Type
1			2389.688	62.905	30.629	-11.095	74.000	32.277	PK
2			2390.000	62.246	29.968	-11.754	74.000	32.278	PK
3		*	2410.016	103.933	71.686	N/A	N/A	32.247	PK

Test Mode: Measure Level (dBµV/m) = Reading Level (dBµV) + Factor (dB)

Factor (dB) = Cable Loss (dB) + Antenna Factor (dB/m)

Site: AC2	Time: 2017/05/10 - 11:32
Limit: FCC_Part15.209_RE(3m)	Engineer: Snake Ni
Probe: BBHA9120D_1-18GHz	Polarity: Horizontal
EUT: VIDEO CONFERENCING ENDPOINT	Power: AC 120V/60Hz
Test mode: Transmit by 802.11n-HT20 at channel 2412MHz	

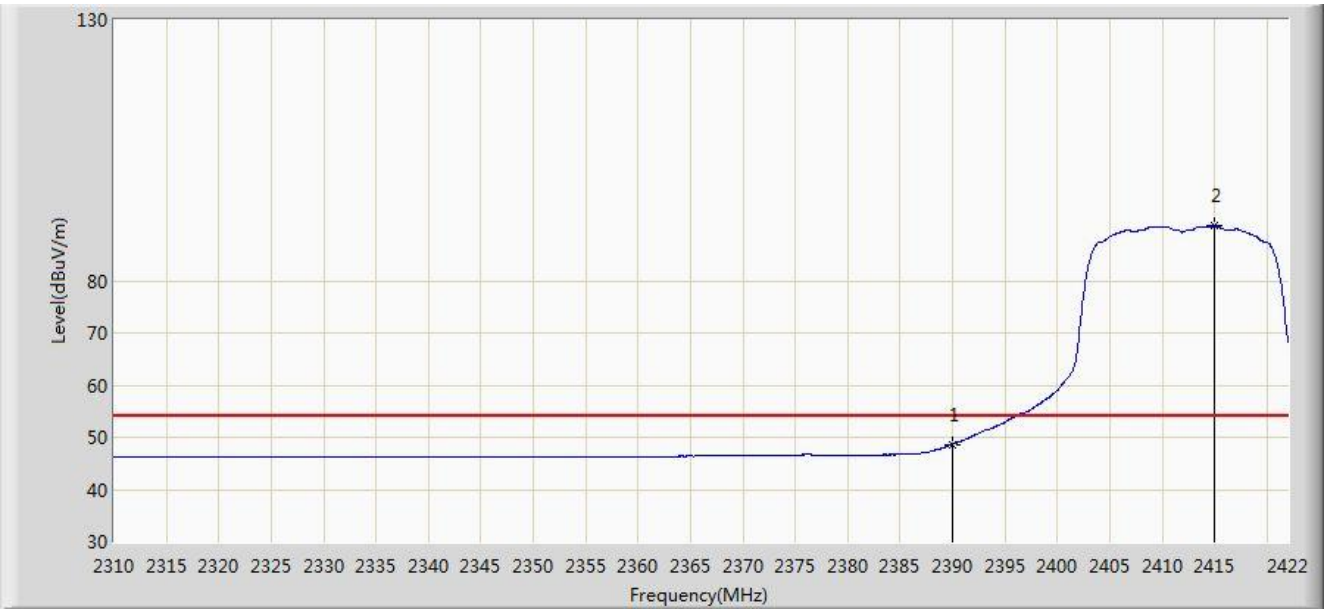

No	Flag	Mark	Frequency (MHz)	Measure Level (dBuV/m)	Reading Level (dBuV)	Over Limit (dB)	Limit (dBuV/m)	Factor (dB)	Type
1			2390.000	48.688	16.410	-5.312	54.000	32.278	AV
2		*	2415.000	90.482	58.255	N/A	N/A	32.227	AV

Test Mode: Measure Level (dBµV/m) = Reading Level (dBµV) + Factor (dB)

Factor (dB) = Cable Loss (dB) + Antenna Factor (dB/m)

Site: AC2	Time: 2017/05/10 - 11:34
Limit: FCC_Part15.209_RE(3m)	Engineer: Snake Ni
Probe: BBHA9120D_1-18GHz	Polarity: Vertical
EUT: VIDEO CONFERENCING ENDPOINT	Power: AC 120V/60Hz
Test mode: Transmit by 802.11n-HT20 at channel 2412MHz	

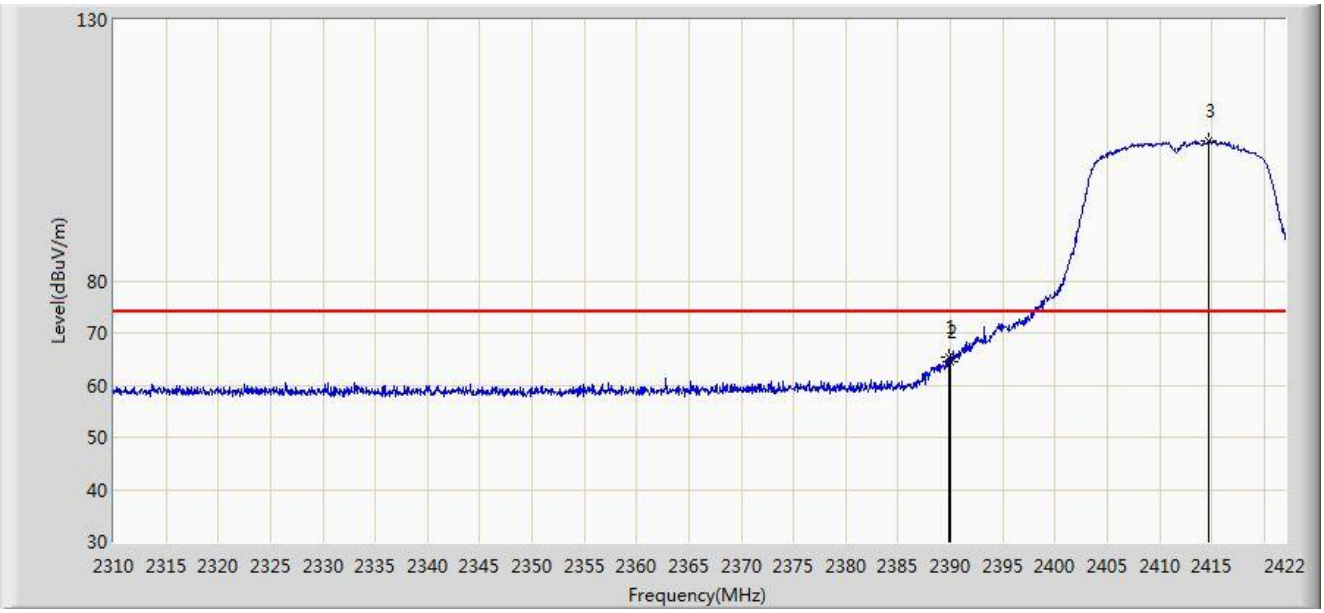

No	Flag	Mark	Frequency (MHz)	Measure Level (dBuV/m)	Reading Level (dBuV)	Over Limit (dB)	Limit (dBuV/m)	Factor (dB)	Type
1			2389.800	65.341	33.064	-8.659	74.000	32.277	PK
2			2390.000	64.491	32.213	-9.509	74.000	32.278	PK
3		*	2414.720	106.931	74.703	N/A	N/A	32.228	PK

Test Mode: Measure Level (dBµV/m) = Reading Level (dBµV) + Factor (dB)

Factor (dB) = Cable Loss (dB) + Antenna Factor (dB/m)

Site: AC2	Time: 2017/05/10 - 11:35
Limit: FCC_Part15.209_RE(3m)	Engineer: Snake Ni
Probe: BBHA9120D_1-18GHz	Polarity: Vertical
EUT: VIDEO CONFERENCING ENDPOINT	Power: AC 120V/60Hz
Test mode: Transmit by 802.11n-HT20 at channel 2412MHz	

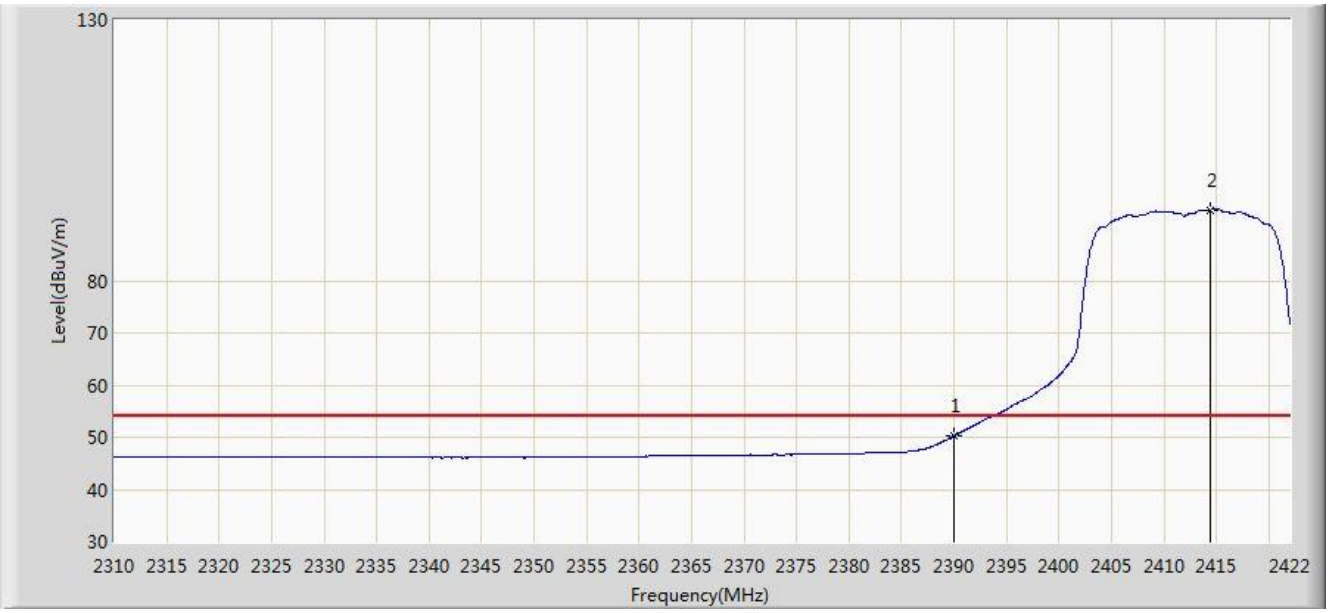

No	Flag	Mark	Frequency (MHz)	Measure Level (dBuV/m)	Reading Level (dBuV)	Over Limit (dB)	Limit (dBuV/m)	Factor (dB)	Type
1			2390.000	50.272	17.994	-3.728	54.000	32.278	AV
2		*	2414.440	93.617	61.387	N/A	N/A	32.229	AV

Test Mode: Measure Level (dBµV/m) = Reading Level (dBµV) + Factor (dB)

Factor (dB) = Cable Loss (dB) + Antenna Factor (dB/m)

Site: AC2	Time: 2017/05/10 - 11:36
Limit: FCC_Part15.209_RE(3m)	Engineer: Snake Ni
Probe: BBHA9120D_1-18GHz	Polarity: Horizontal
EUT: VIDEO CONFERENCING ENDPOINT	Power: AC 120V/60Hz
Test mode: Transmit by 802.11n-HT20 at channel 2462MHz	

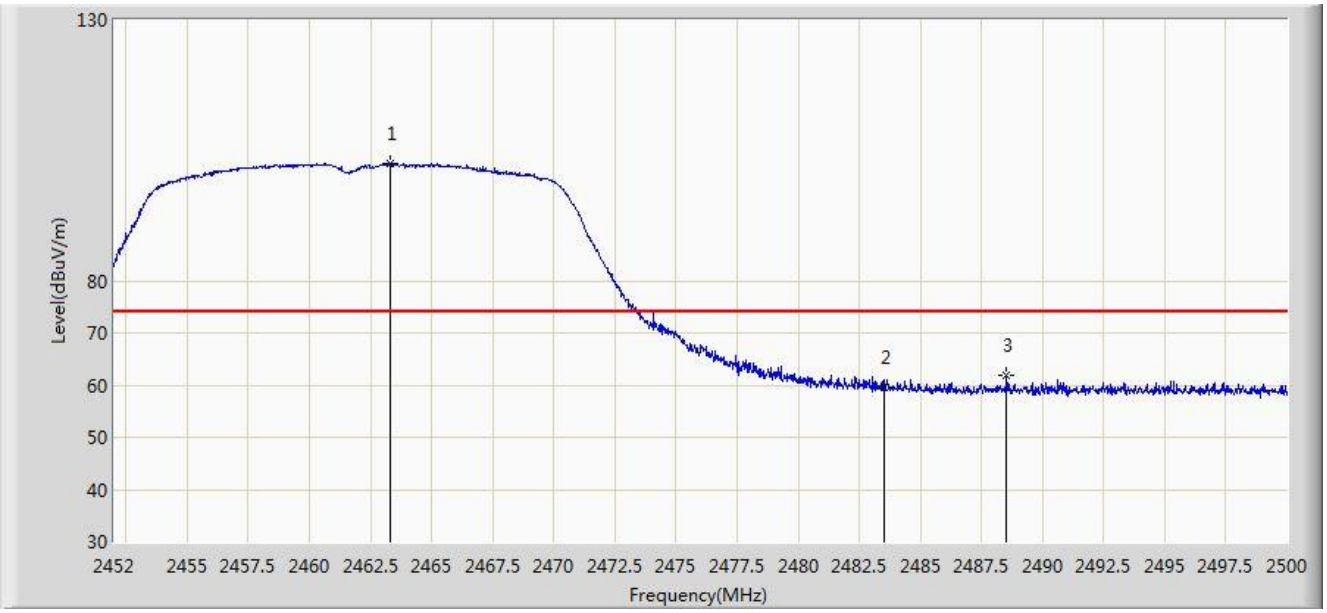

No	Flag	Mark	Frequency (MHz)	Measure Level (dBuV/m)	Reading Level (dBuV)	Over Limit (dB)	Limit (dBuV/m)	Factor (dB)	Type
1		*	2463.280	102.389	70.150	N/A	N/A	32.240	PK
2			2483.500	59.482	27.201	-14.518	74.000	32.282	PK
3			2488.528	61.939	29.640	-12.061	74.000	32.299	PK

Test Mode: Measure Level (dBµV/m) = Reading Level (dBµV) + Factor (dB)

Factor (dB) = Cable Loss (dB) + Antenna Factor (dB/m)

Site: AC2	Time: 2017/05/10 - 11:38
Limit: FCC_Part15.209_RE(3m)	Engineer: Snake Ni
Probe: BBHA9120D_1-18GHz	Polarity: Horizontal
EUT: VIDEO CONFERENCING ENDPOINT	Power: AC 120V/60Hz
Test mode: Transmit by 802.11n-HT20 at channel 2462MHz	

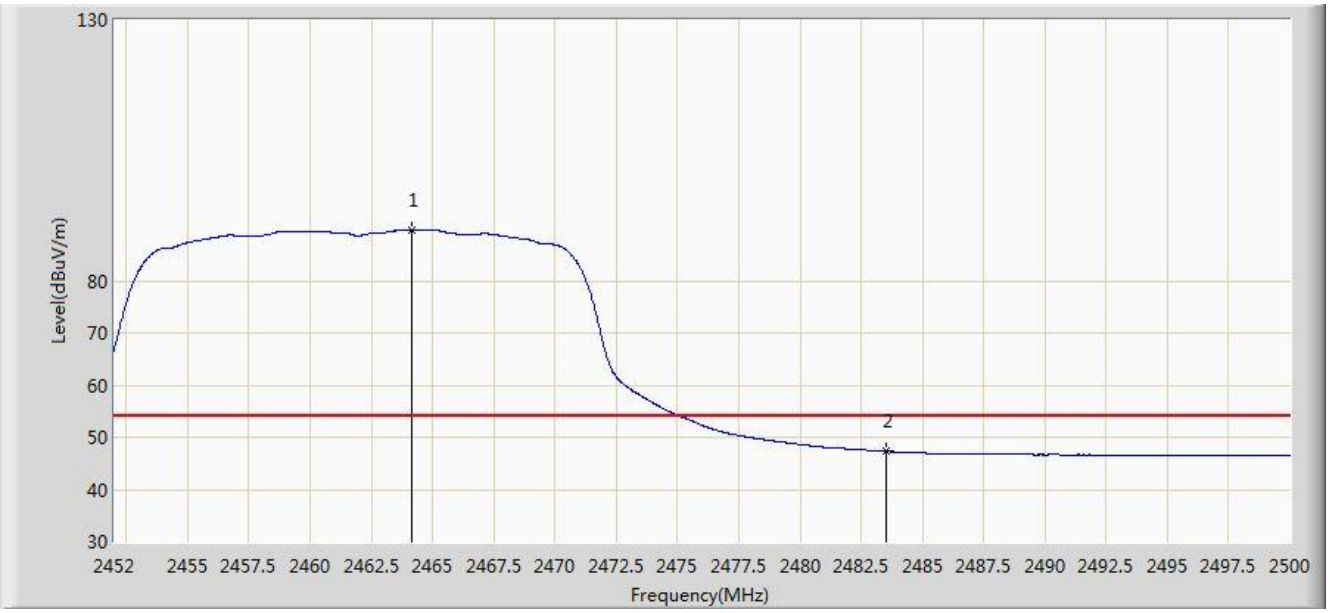

No	Flag	Mark	Frequency (MHz)	Measure Level (dBuV/m)	Reading Level (dBuV)	Over Limit (dB)	Limit (dBuV/m)	Factor (dB)	Type
1		*	2464.144	89.624	57.384	N/A	N/A	32.241	AV
2			2483.500	47.280	14.999	-6.720	54.000	32.282	AV

Test Mode: Measure Level (dBµV/m) = Reading Level (dBµV) + Factor (dB)

Factor (dB) = Cable Loss (dB) + Antenna Factor (dB/m)

Site: AC2	Time: 2017/05/10 - 11:38
Limit: FCC_Part15.209_RE(3m)	Engineer: Snake Ni
Probe: BBHA9120D_1-18GHz	Polarity: Vertical
EUT: VIDEO CONFERENCING ENDPOINT	Power: AC 120V/60Hz
Test mode: Transmit by 802.11n-HT20 at channel 2462MHz	

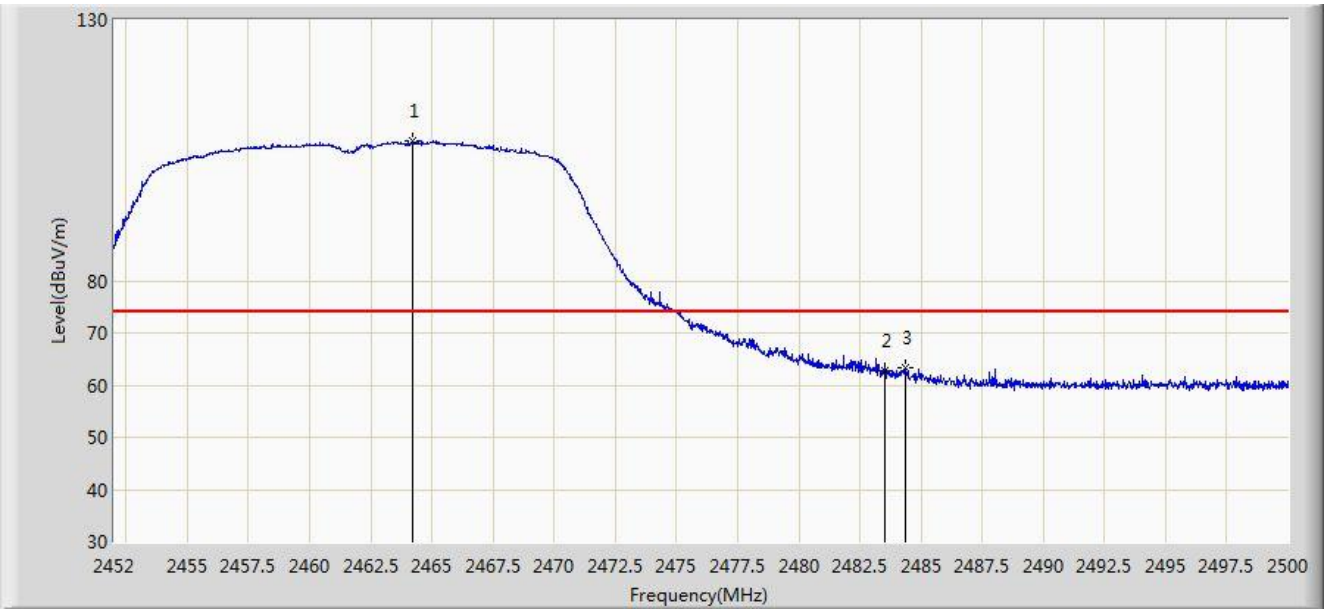

No	Flag	Mark	Frequency (MHz)	Measure Level (dBuV/m)	Reading Level (dBuV)	Over Limit (dB)	Limit (dBuV/m)	Factor (dB)	Type
1		*	2464.216	106.900	74.660	N/A	N/A	32.241	PK
2			2483.500	62.813	30.532	-11.187	74.000	32.282	PK
3			2484.352	63.302	31.018	-10.698	74.000	32.284	PK

Test Mode: Measure Level (dBµV/m) = Reading Level (dBµV) + Factor (dB)

Factor (dB) = Cable Loss (dB) + Antenna Factor (dB/m)

Site: AC2	Time: 2017/05/10 - 11:40
Limit: FCC_Part15.209_RE(3m)	Engineer: Snake Ni
Probe: BBHA9120D_1-18GHz	Polarity: Vertical
EUT: VIDEO CONFERENCING ENDPOINT	Power: AC 120V/60Hz
Test mode: Transmit by 802.11n-HT20 at channel 2462MHz	

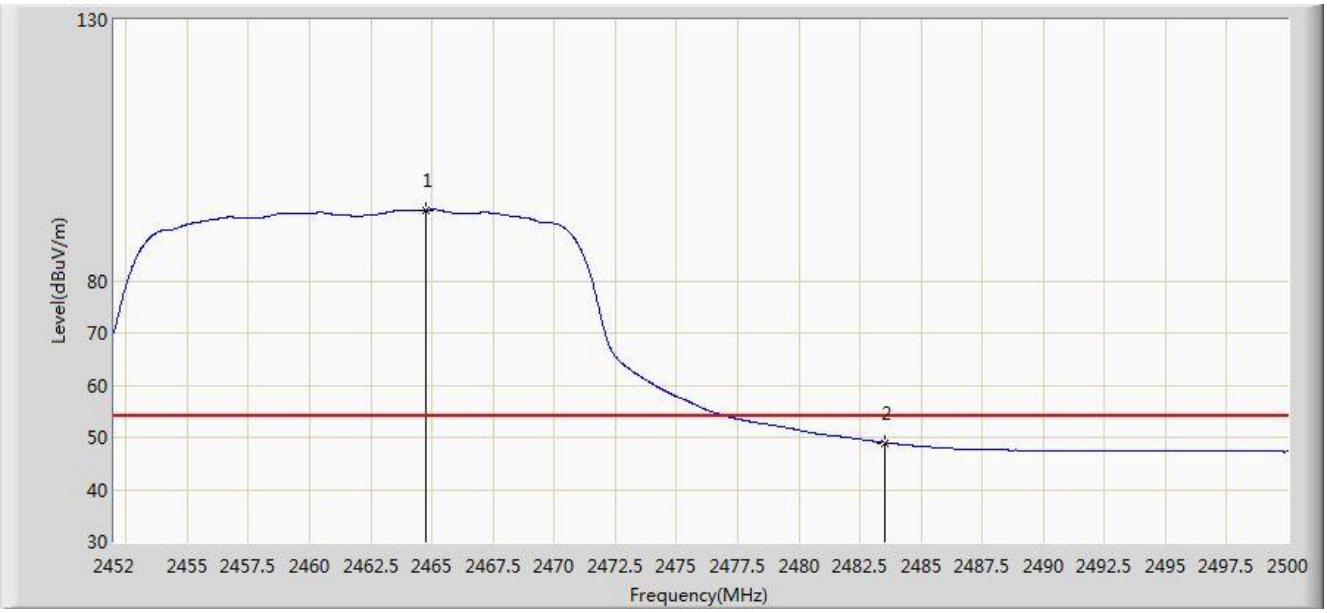

No	Flag	Mark	Frequency (MHz)	Measure Level (dBuV/m)	Reading Level (dBuV)	Over Limit (dB)	Limit (dBuV/m)	Factor (dB)	Type
1		*	2464.744	93.601	61.360	N/A	N/A	32.242	AV
2			2483.500	48.983	16.702	-5.017	54.000	32.282	AV

Test Mode: Measure Level (dBμV/m) = Reading Level (dBμV) + Factor (dB)

Factor (dB) = Cable Loss (dB) + Antenna Factor (dB/m)

Site: AC2	Time: 2017/05/10 - 11:41
Limit: FCC_Part15.209_RE(3m)	Engineer: Snake Ni
Probe: BBHA9120D_1-18GHz	Polarity: Horizontal
EUT: VIDEO CONFERENCING ENDPOINT	Power: AC 120V/60Hz
Test mode: Transmit by 802.11n-HT40 at channel 2422MHz	

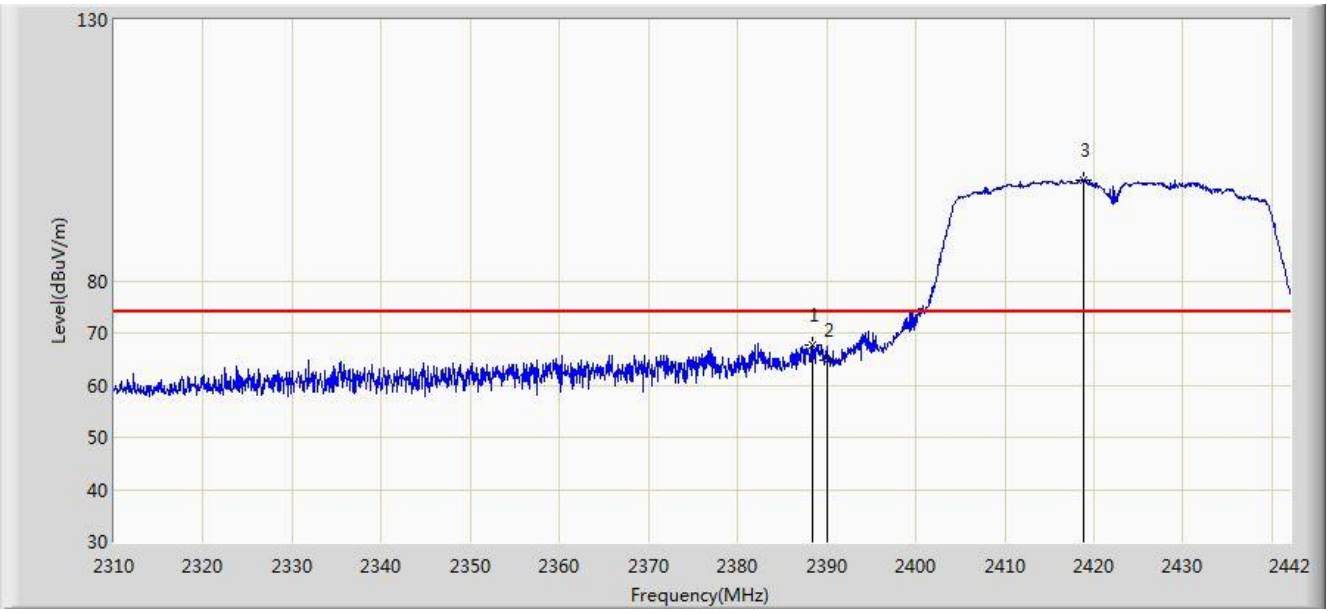

No	Flag	Mark	Frequency (MHz)	Measure Level (dBuV/m)	Reading Level (dBuV)	Over Limit (dB)	Limit (dBuV/m)	Factor (dB)	Type
1			2388.342	67.763	35.494	-6.237	74.000	32.269	PK
2			2390.000	64.851	32.573	-9.149	74.000	32.278	PK
3		*	2418.768	99.304	67.092	N/A	N/A	32.212	PK

Test Mode: Measure Level (dBµV/m) = Reading Level (dBµV) + Factor (dB)

Factor (dB) = Cable Loss (dB) + Antenna Factor (dB/m)

Site: AC2	Time: 2017/05/10 - 11:42
Limit: FCC_Part15.209_RE(3m)	Engineer: Snake Ni
Probe: BBHA9120D_1-18GHz	Polarity: Horizontal
EUT: VIDEO CONFERENCING ENDPOINT	Power: AC 120V/60Hz
Test mode: Transmit by 802.11n-HT40 at channel 2422MHz	

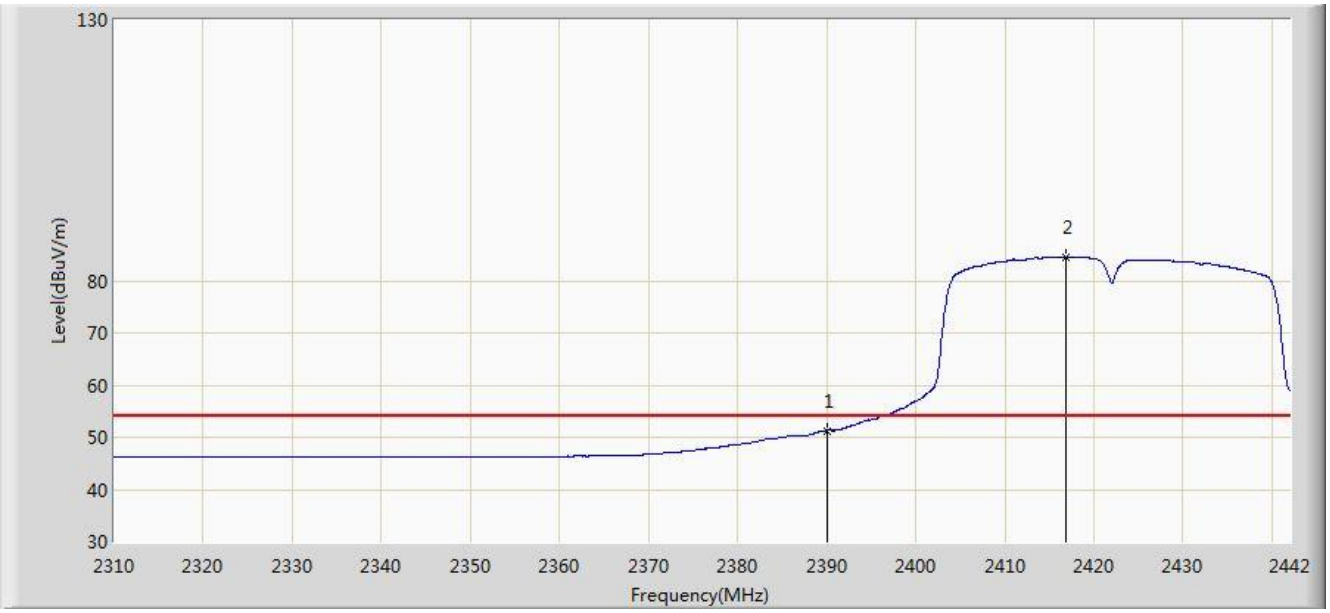

No	Flag	Mark	Frequency (MHz)	Measure Level (dBuV/m)	Reading Level (dBuV)	Over Limit (dB)	Limit (dBuV/m)	Factor (dB)	Type
1			2390.000	51.291	19.013	-2.709	54.000	32.278	AV
2		*	2416.854	84.592	52.372	N/A	N/A	32.219	AV

Test Mode: Measure Level (dBµV/m) = Reading Level (dBµV) + Factor (dB)

Factor (dB) = Cable Loss (dB) + Antenna Factor (dB/m)

Site: AC2	Time: 2017/05/10 - 11:43
Limit: FCC_Part15.209_RE(3m)	Engineer: Snake Ni
Probe: BBHA9120D_1-18GHz	Polarity: Vertical
EUT: VIDEO CONFERENCING ENDPOINT	Power: AC 120V/60Hz
Test mode: Transmit by 802.11n-HT40 at channel 2422MHz	

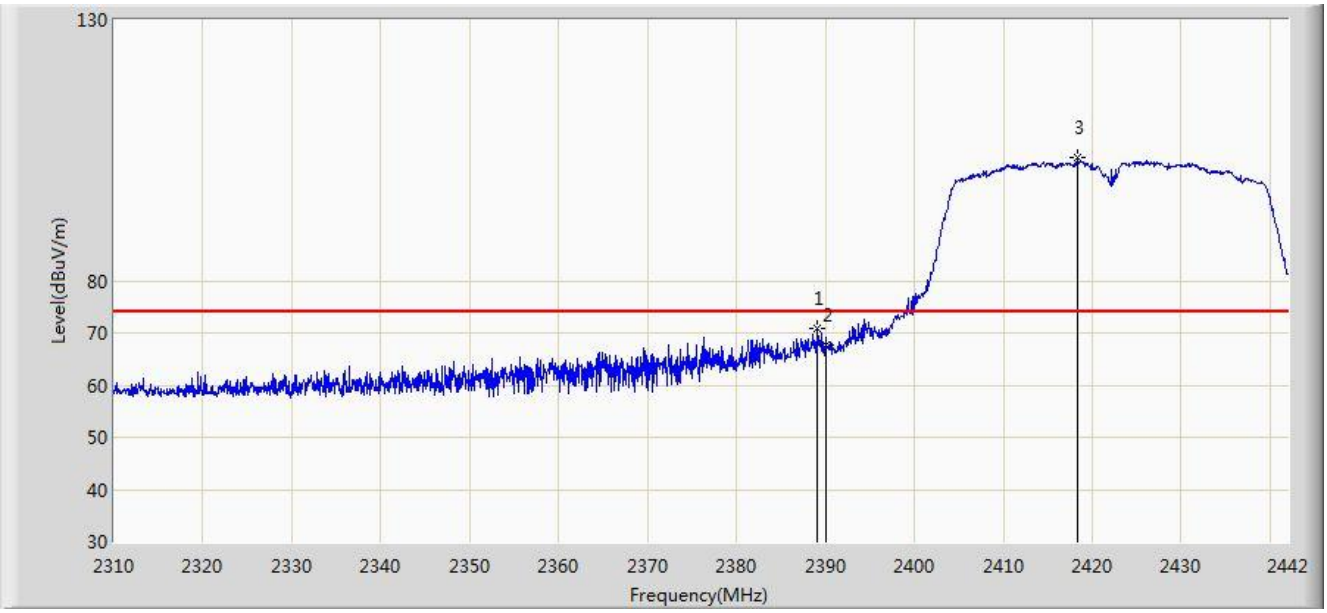

No	Flag	Mark	Frequency (MHz)	Measure Level (dBuV/m)	Reading Level (dBuV)	Over Limit (dB)	Limit (dBuV/m)	Factor (dB)	Type
1			2389.068	70.986	38.713	-3.014	74.000	32.273	PK
2			2390.000	67.806	35.528	-6.194	74.000	32.278	PK
3		*	2418.372	103.643	71.430	N/A	N/A	32.213	PK

Test Mode: Measure Level (dBµV/m) = Reading Level (dBµV) + Factor (dB)

Factor (dB) = Cable Loss (dB) + Antenna Factor (dB/m)

Site: AC2	Time: 2017/05/10 - 11:44
Limit: FCC_Part15.209_RE(3m)	Engineer: Snake Ni
Probe: BBHA9120D_1-18GHz	Polarity: Vertical
EUT: VIDEO CONFERENCING ENDPOINT	Power: AC 120V/60Hz
Test mode: Transmit by 802.11n-HT40 at channel 2422MHz	

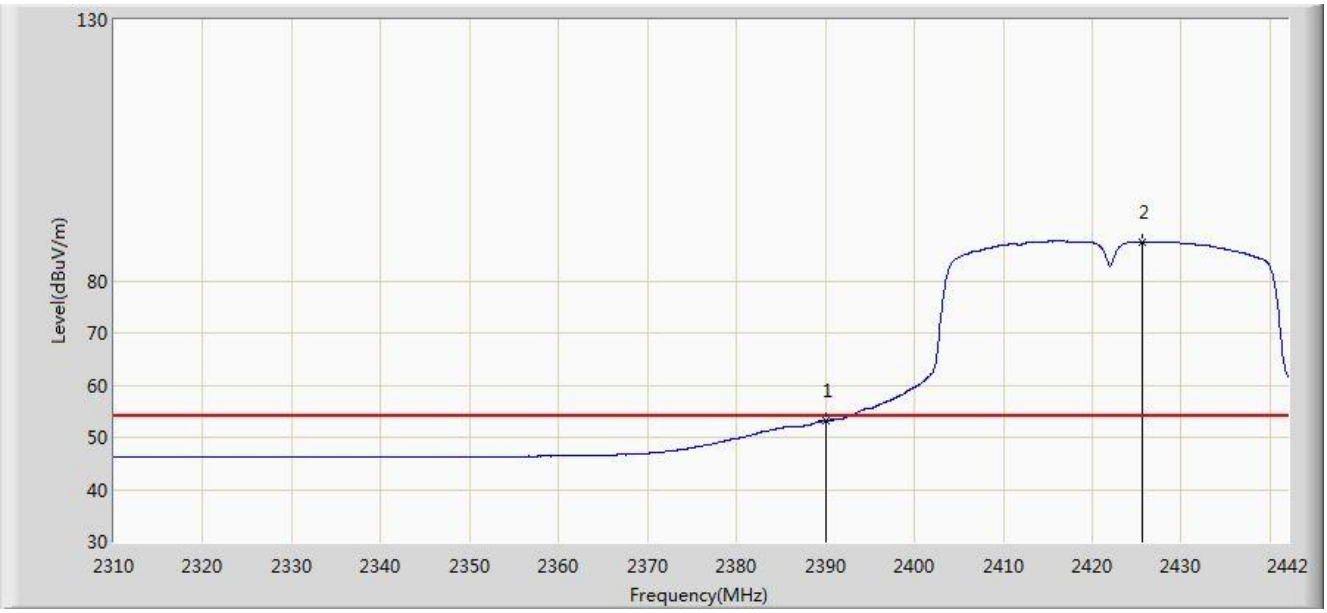

No	Flag	Mark	Frequency (MHz)	Measure Level (dBuV/m)	Reading Level (dBuV)	Over Limit (dB)	Limit (dBuV/m)	Factor (dB)	Type
1			2390.000	53.168	20.890	-0.832	54.000	32.278	AV
2		*	2425.698	87.441	55.258	N/A	N/A	32.182	AV

Test Mode: Measure Level (dBµV/m) = Reading Level (dBµV) + Factor (dB)

Factor (dB) = Cable Loss (dB) + Antenna Factor (dB/m)

Site: AC2	Time: 2017/05/10 - 11:45
Limit: FCC_Part15.209_RE(3m)	Engineer: Snake Ni
Probe: BBHA9120D_1-18GHz	Polarity: Horizontal
EUT: VIDEO CONFERENCING ENDPOINT	Power: AC 120V/60Hz
Test mode: Transmit by 802.11n-HT40 at channel 2452MHz	

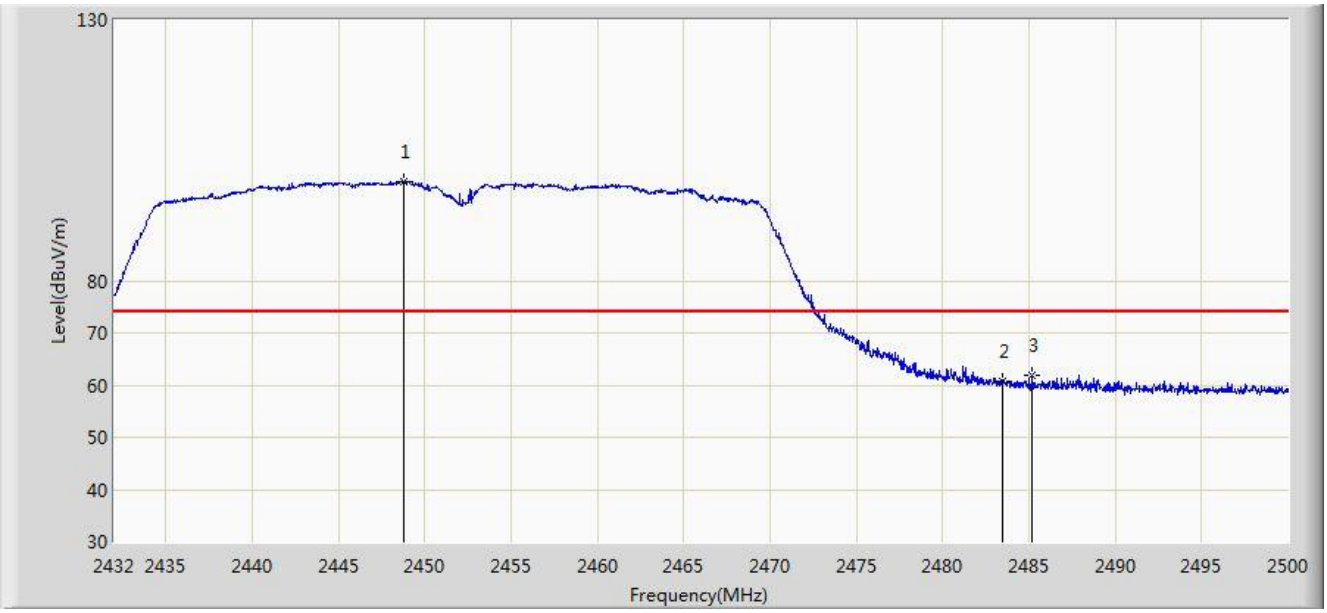

No	Flag	Mark	Frequency (MHz)	Measure Level (dBuV/m)	Reading Level (dBuV)	Over Limit (dB)	Limit (dBuV/m)	Factor (dB)	Type
1		*	2448.796	99.128	66.946	N/A	N/A	32.181	PK
2			2483.500	60.778	28.497	-13.222	74.000	32.282	PK
3			2485.210	61.925	29.638	-12.075	74.000	32.287	PK

Test Mode: Measure Level (dBµV/m) = Reading Level (dBµV) + Factor (dB)

Factor (dB) = Cable Loss (dB) + Antenna Factor (dB/m)

Site: AC2	Time: 2017/05/10 - 11:46
Limit: FCC_Part15.209_RE(3m)	Engineer: Snake Ni
Probe: BBHA9120D_1-18GHz	Polarity: Horizontal
EUT: VIDEO CONFERENCING ENDPOINT	Power: AC 120V/60Hz
Test mode: Transmit by 802.11n-HT40 at channel 2452MHz	

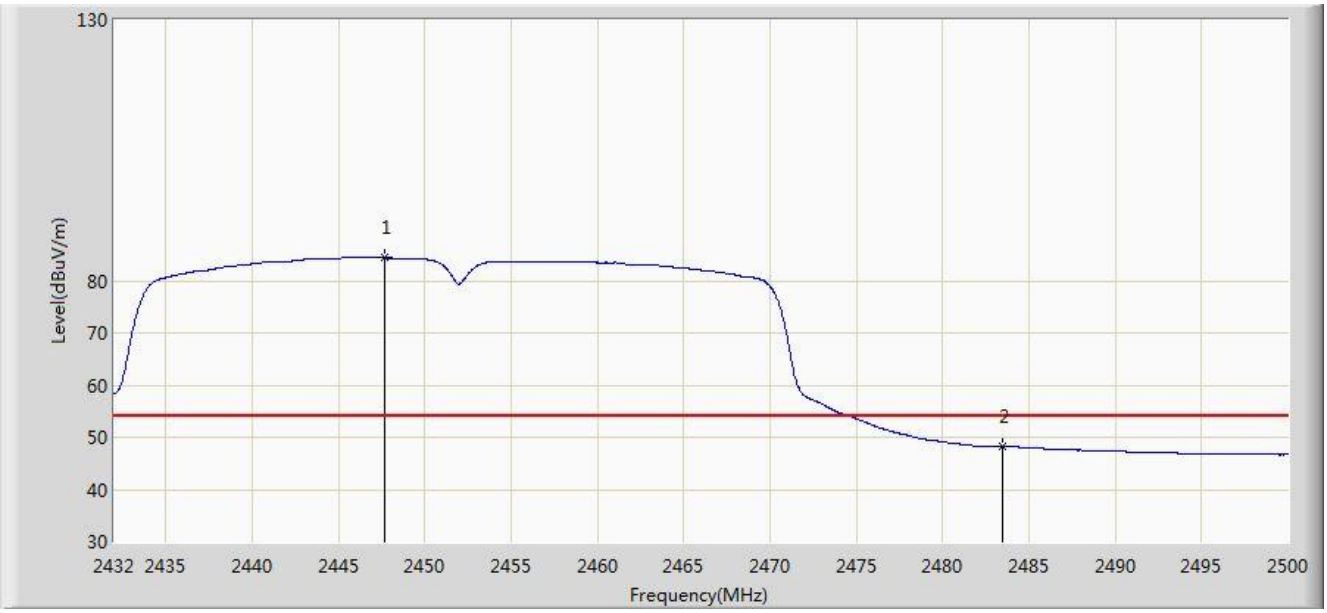

No	Flag	Mark	Frequency (MHz)	Measure Level (dBuV/m)	Reading Level (dBuV)	Over Limit (dB)	Limit (dBuV/m)	Factor (dB)	Type
1		*	2447.708	84.350	52.173	N/A	N/A	32.176	AV
2			2483.500	48.263	15.982	-5.737	54.000	32.282	AV

Test Mode: Measure Level (dBµV/m) = Reading Level (dBµV) + Factor (dB)

Factor (dB) = Cable Loss (dB) + Antenna Factor (dB/m)

Site: AC2	Time: 2017/05/10 - 11:46
Limit: FCC_Part15.209_RE(3m)	Engineer: Snake Ni
Probe: BBHA9120D_1-18GHz	Polarity: Vertical
EUT: VIDEO CONFERENCING ENDPOINT	Power: AC 120V/60Hz
Test mode: Transmit by 802.11n-HT40 at channel 2452MHz	

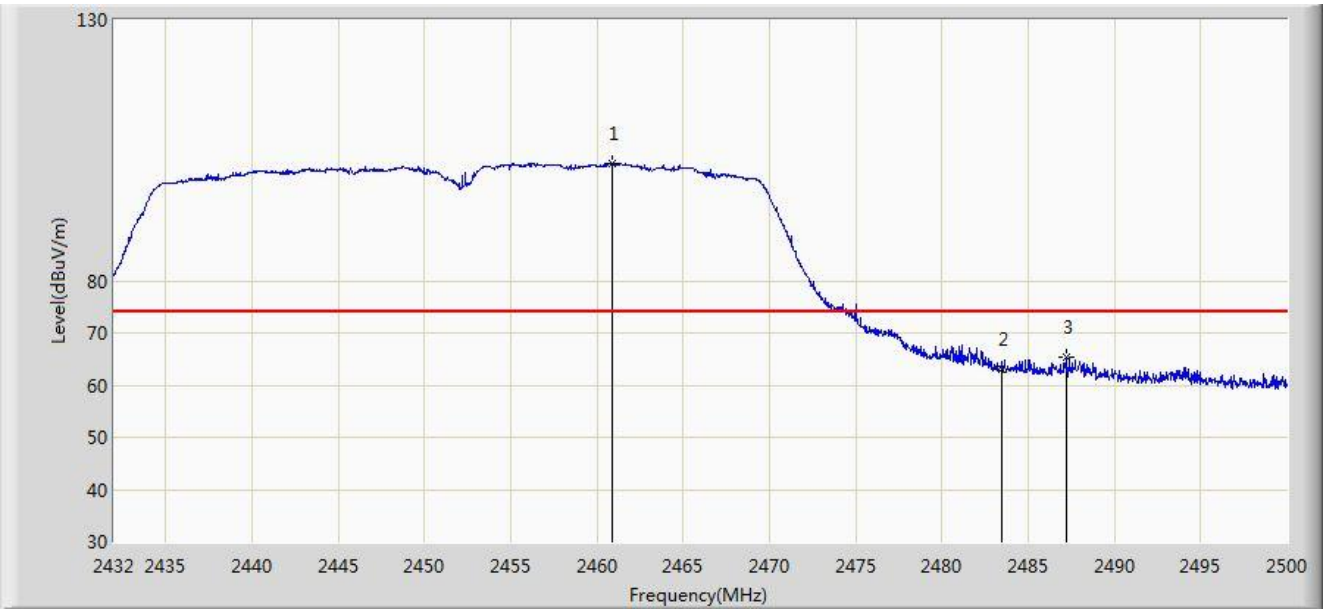

No	Flag	Mark	Frequency (MHz)	Measure Level (dBuV/m)	Reading Level (dBuV)	Over Limit (dB)	Limit (dBuV/m)	Factor (dB)	Type
1		*	2460.866	102.535	70.302	N/A	N/A	32.233	PK
2			2483.500	63.174	30.893	-10.826	74.000	32.282	PK
3			2487.216	65.423	33.129	-8.577	74.000	32.294	PK

Test Mode: Measure Level (dBµV/m) = Reading Level (dBµV) + Factor (dB)

Factor (dB) = Cable Loss (dB) + Antenna Factor (dB/m)

Site: AC2	Time: 2017/05/10 - 11:47
Limit: FCC_Part15.209_RE(3m)	Engineer: Snake Ni
Probe: BBHA9120D_1-18GHz	Polarity: Vertical
EUT: VIDEO CONFERENCING ENDPOINT	Power: AC 120V/60Hz
Test mode: Transmit by 802.11n-HT40 at channel 2452MHz	

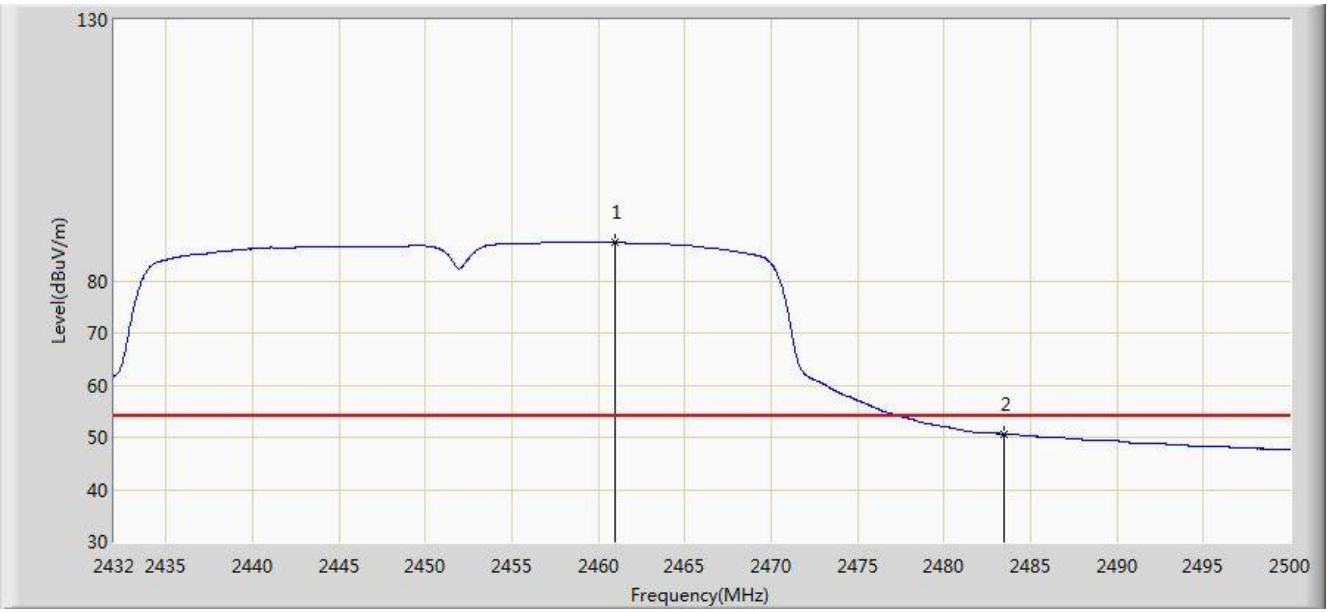

No	Flag	Mark	Frequency (MHz)	Measure Level (dBuV/m)	Reading Level (dBuV)	Over Limit (dB)	Limit (dBuV/m)	Factor (dB)	Type
1		*	2460.934	87.406	55.172	N/A	N/A	32.233	AV
2			2483.500	50.692	18.411	-3.308	54.000	32.282	AV

Test Mode: Measure Level (dBμV/m) = Reading Level (dBμV) + Factor (dB)

Factor (dB) = Cable Loss (dB) + Antenna Factor (dB/m)

7.8. AC Conducted Emissions Measurement

7.8.1. Test Limit

FCC Part 15 Subpart C Paragraph 15.207 Limits		
Frequency (MHz)	QP (dBuV)	AV (dBuV)
0.15 - 0.50	66 - 56	56 – 46
0.50 - 5.0	56	46
5.0 - 30	60	50

Note 1: The lower limit shall apply at the transition frequencies.

Note 2: The limit decreases linearly with the logarithm of the frequency in the range 0.15MHz to 0.5MHz.

7.8.2. Test Setup

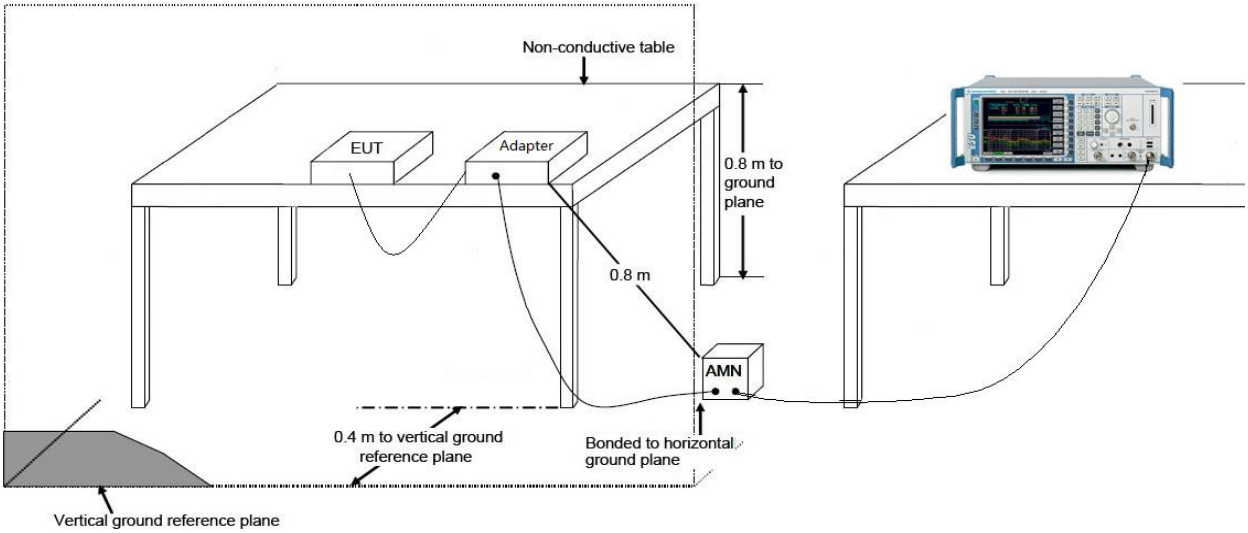

7.8.3. Test Result

Site: SR2	Time: 2017/05/06 - 13:47
Limit: FCC_Part15.207_CE_AC Power	Engineer: Bacon Dong
Probe: ENV216_101683_Filter On	Polarity: Line
EUT: VIDEO CONFERENCING ENDPOINT	Power: AC 120V/60Hz
Test Mode: Mode 1	

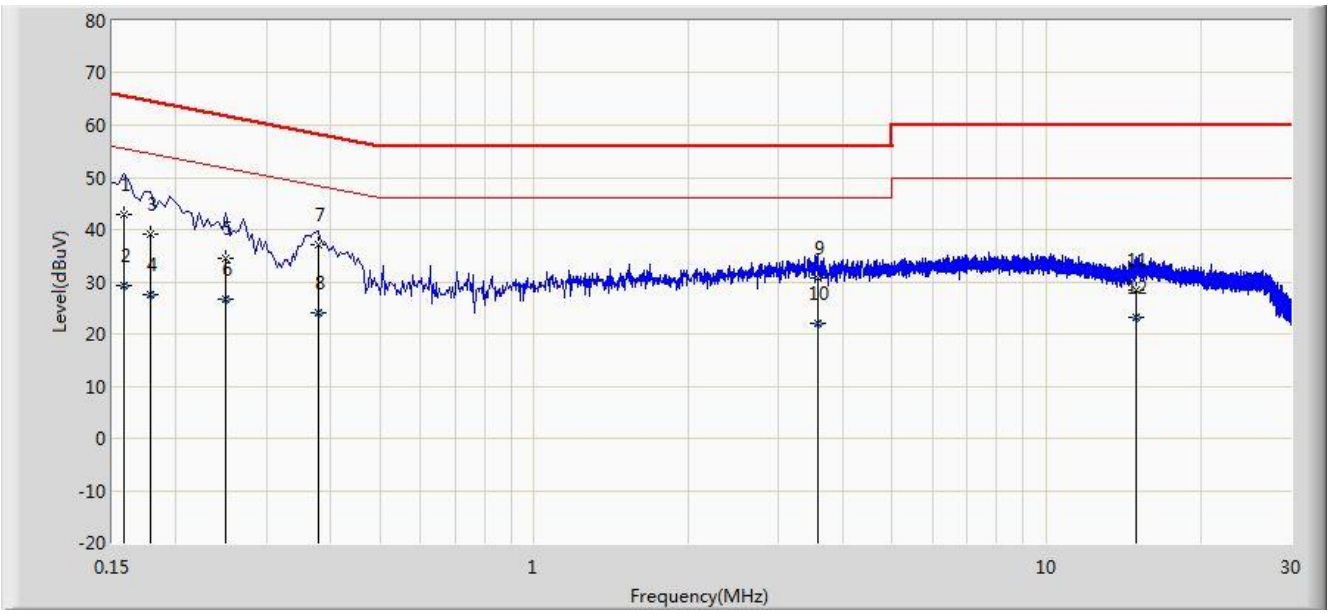

No	Flag	Mark	Frequency (MHz)	Measure Level (dBuV)	Reading Level (dBuV)	Over Limit (dB)	Limit (dBuV)	Factor (dB)	Type
1			0.158	42.782	32.471	-22.786	65.568	10.311	QP
2			0.158	29.190	18.879	-26.378	55.568	10.311	AV
3			0.178	39.258	29.200	-25.320	64.578	10.058	QP
4			0.178	27.623	17.565	-26.955	54.578	10.058	AV
5			0.250	34.579	24.615	-27.178	61.757	9.964	QP
6			0.250	26.652	16.688	-25.105	51.757	9.964	AV
7		*	0.378	37.065	26.997	-21.258	58.323	10.067	QP
8			0.378	23.929	13.862	-24.394	48.323	10.067	AV
9			3.582	30.585	20.669	-25.415	56.000	9.916	QP
10			3.582	22.074	12.159	-23.926	46.000	9.916	AV
11			14.930	28.460	18.401	-31.540	60.000	10.059	QP
12			14.930	23.061	13.002	-26.939	50.000	10.059	AV

Note: Measure Level (dBμV) = Reading Level (dBμV) + Factor (dB)

Factor (dB) = Cable Loss (dB) + LISN Factor (dB)

Site: SR2	Time: 2017/05/06 - 14:05
Limit: FCC_Part15.207_CE_AC Power	Engineer: Bacon Dong
Probe: ENV216_101683_Filter On	Polarity: Neutral
EUT: VIDEO CONFERENCING ENDPOINT	Power: AC 120V/60Hz
Test Mode: Mode 1	

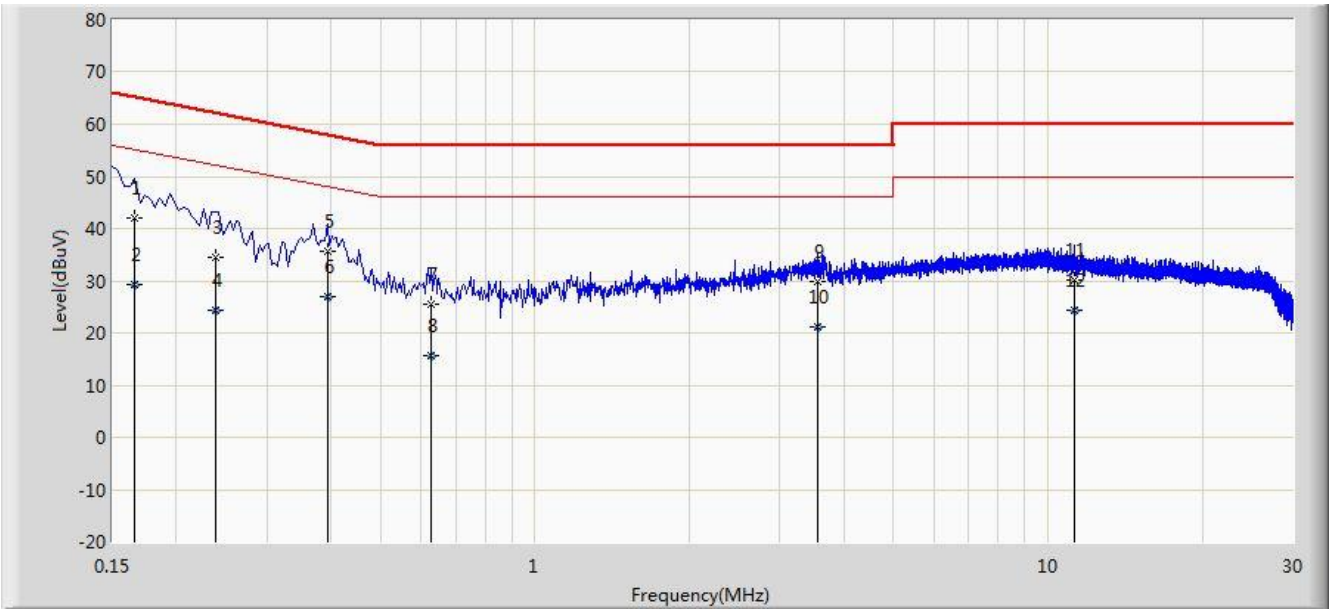

No	Flag	Mark	Frequency (MHz)	Measure Level (dBuV)	Reading Level (dBuV)	Over Limit (dB)	Limit (dBuV)	Factor (dB)	Type
1			0.166	41.963	31.892	-23.195	65.158	10.071	QP
2			0.166	29.270	19.199	-25.889	55.158	10.071	AV
3			0.238	34.401	24.410	-27.764	62.166	9.992	QP
4			0.238	24.379	14.388	-27.786	52.166	9.992	AV
5			0.394	35.793	25.685	-22.186	57.979	10.108	QP
6		*	0.394	26.890	16.782	-21.089	47.979	10.108	AV
7			0.626	25.432	15.315	-30.568	56.000	10.117	QP
8			0.626	15.638	5.521	-30.362	46.000	10.117	AV
9			3.546	29.844	19.925	-26.156	56.000	9.919	QP
10			3.546	21.140	11.221	-24.860	46.000	9.919	AV
11			11.234	30.166	20.039	-29.834	60.000	10.127	QP
12			11.234	24.209	14.082	-25.791	50.000	10.127	AV

Note: Measure Level (dBµV) = Reading Level (dBµV) + Factor (dB)

Factor (dB) = Cable Loss (dB) + LISN Factor (dB)

8. CONCLUSION

The data collected relate only the item(s) tested and show that the **VIDEO CONFERENCING ENDPOINT FCC ID: SVNVCS-TS51A0** is in compliance with Part 15C of the FCC Rules.

The End