FCC REPORT

Applicant:	Shenzhen Ballet Digital Technology Co., Ltd.
Address of Applicant:	3rd Floor, Building A1, Iron Tower Industrial Park, Hedi Road, Shang Village, Gongming Town, Guangming New District, Shenzhen, China.

Equipment Under Test (EUT)

Product Name:	Bluetooth MP3 player
Model No.:	MBT0004, CMBT0004
Trade mark:	RCA
FCC ID:	SWLA1818

Applicable standards:	FCC CFR Title 47 Part 15 Subpart B ICES-003 Issue 6 Published: January 2016, Updated: April 2017
Date of sample receipt:	21 Mar., 2018
Date of Test:	21 Mar., to 08 May., 2018
Date of report issued:	09 May., 2018
Test Result:	Pass *

* In the configuration tested, the EUT complied with the standards specified above.

Authorized Signature:

Bruce Zhang
Laboratory Manager

This report details the results of the testing carried out on one sample. The results contained in this test report do not relate to other samples of the same product and does not permit the use of the CCIS product certification mark. The manufacturer should ensure that all products in series production are in conformity with the product sample detailed in this report.

This report may only be reproduced and distributed in full. If the product in this report is used in any configuration other than that detailed in the report, the manufacturer must ensure the new system complies with all relevant standards.

This document cannot be reproduced except in full, without prior written approval of the Company. Any unauthorized alteration, forgery or falsification of the content or appearance of this document is unlawful and offenders may be prosecuted to the fullest extent of the law. Unless otherwise stated the results shown in this test report refer only to the sample(s) tested and such sample(s) are retained for 90 days only.

2 Version

Version No.	Date	Description
00	*09 May., 2018*	*Original*

Tested by: YT Yang ***Date:*** *09 May., 2018*

Test Engineer

Reviewed by: Winner Zhang ***Date:*** *09 May., 2018*

Project Engineer

3 Contents

Page

1 COVER PAGE 1
2 VERSION 2
3 CONTENTS 3
4 TEST SUMMARY 4
5 GENERAL INFORMATION 5
5.1 CLIENT INFORMATION 5
5.2 GENERAL DESCRIPTION OF E.U.T. 5
5.3 TEST MODE 5
5.4 MEASUREMENT UNCERTAINTY 5
5.5 DESCRIPTION OF SUPPORT UNITS 6
5.6 RELATED SUBMITTAL(S) / GRANT (S) 6
5.7 LABORATORY FACILITY 6
5.8 LABORATORY LOCATION 6
5.9 TEST INSTRUMENTS LIST 7
6 TEST RESULTS AND MEASUREMENT DATA 8
6.1 CONDUCTED EMISSION 8
6.2 RADIATED EMISSION 13
7 TEST SETUP PHOTO 23
8 EUT CONSTRUCTIONAL DETAILS 25

4 Test Summary

Test Item	Section		Result
Conducted Emission	Part 15.107	ICES-003 Section 6.1	Pass
Radiated Emission	Part 15.109	ICES-003 Section 6.2	Pass

Remark:
Pass: The EUT complies with the essential requirements in the standard.
N/A: The EUT not applicable of the test item.

5 General Information

5.1 Client Information

Applicant:	Shenzhen Ballet Digital Technology Co., Ltd.
Address:	3rd Floor, Building A1, Iron Tower Industrial Park, Hedi Road, Shang Village, Gongming Town, Guangming New District, Shenzhen, China.
Manufacturer/ Factory:	Shenzhen Ballet Digital Technology Co., Ltd.
Address:	3rd Floor, Building A1, Iron Tower Industrial Park, Hedi Road, Shang Village, Gongming Town, Guangming New District, Shenzhen, China.

5.2 General Description of E.U.T.

Product Name:	Bluetooth MP3 player
Model No.:	MBT0004, CMBT0004
Power supply:	Rechargeable Li-ion Battery DC3.7V, 180mAh
Remark:	Model No.: MBT0004, CMBT0004 were identical inside, the electrical circuit design, layout, components used and internal wiring, with only difference being model name for different customer.

5.3 Test Mode

Operating mode	Detail description
Charging+Playing mode	Keep the EUT in Charging+Playing mode
PC mode	USB cable to PC(Data exchange) mode(worse case)
The sample was placed 0.8m above the ground plane of 3m chamber. Measurements in both horizontal and vertical polarities were performed. During the test, each emission was maximized by: having the EUT continuously working, investigated all operating modes, rotated about all 3 axis (X, Y & Z) and considered typical configuration to obtain worst position, manipulating interconnecting cables, rotating the turntable, varying antenna height from 1m to 4m in both horizontal and vertical polarizations. The emissions worst-case are shown in Test Results of the following pages.	

5.4 Measurement Uncertainty

Items	Expanded Uncertainty (Confidence of 95%)
Conducted Emission (9kHz ~ 30MHz)	2.14 dB (k=2)
Radiated Emission (9kHz ~ 30MHz)	4.24 dB (k=2)
Radiated Emission (30MHz ~ 1000MHz)	4.35 dB (k=2)
Radiated Emission (1GHz ~ 18GHz)	4.44 dB (k=2)
Radiated Emission (18GHz ~ 26.5GHz)	4.56 dB (k=2)

5.5 Description of Support Units

Manufacturer	Description	Model	Serial Number	FCC ID/DoC
DELL	PC	OPTIPLEX745	N/A	DoC
DELL	MONITOR	E178FPC	N/A	DoC
DELL	KEYBOARD	SK-8115	N/A	DoC
DELL	MOUSE	MOC5UO	N/A	DoC
LENOVO	Laptop	SL510	2847A65	DoC

5.6 Related Submittal(s) / Grant (s)

This is an original grant, no related submittals and grants.

5.7 Laboratory Facility

The test facility is recognized, certified, or accredited by the following organizations:

- **FCC - Registration No.: 727551**

Shenzhen Zhongjian Nanfang Testing Co., Ltd. has been accredited as a testing laboratory by FCC (Federal Communications Commission). The Registration No. is 727551.

- **IC - Registration No.: 10106A-1**

The 3m Semi-anechoic chamber of Shenzhen Zhongjian Nanfang Testing Co., Ltd. has been Registered by Certification and Engineering Bureau of Industry Canada for radio equipment testing with Registration No.: 10106A-1.

- **CNAS - Registration No.: CNAS L6048**

Shenzhen Zhongjian Nanfang Testing Co., Ltd. is accredited to ISO/IEC 17025:2005 General Requirements for the Competence of Testing and Calibration laboratories for the competence of testing. The Registration No. is CNAS L6048.

- **A2LA - Registration No.: 4346.01**

This laboratory is accredited in accordance with the recognized International Standard ISO/IEC 17025:2005 General requirements for the competence of testing and calibration laboratories. The test scope can be found as below link: https://portal.a2la.org/scopepdf/4346-01.pdf

5.8 Laboratory Location

Shenzhen Zhongjian Nanfang Testing Co., Ltd.
Address: No. B-C, 1/F., Building 2, Laodong No.2 Industrial Park, Xixiang Road,
Bao'an District, Shenzhen, Guangdong, China
Tel: +86-755-23118282, Fax: +86-755-23116366
Email: info@ccis-cb.com, Website: http://www.ccis-cb.com

5.9 Test Instruments list

Radiated Emission:						
Item	**Test Equipment**	**Manufacturer**	**Model No.**	**Inventory No.**	**Cal. Date (mm-dd-yy)**	**Cal. Due date (mm-dd-yy)**
1	3m SAC	SAEMC	9(L)*6(W)* 6(H)	CCIS0001	07-22-2017	07-21-2020
2	BiConiLog Antenna	SCHWARZBECK	VULB9163	CCIS0005	03-16-2018	03-15-2019
3	Horn Antenna	SCHWARZBECK	BBHA9120D	CCIS0006	03-16-2018	03-15-2019
4	Pre-amplifier (10kHz-1.3GHz)	HP	8447D	CCIS0003	03-07-2018	03-06-2019
5	Pre-amplifier (1GHz-18GHz)	Compliance Direction Systems Inc.	PAP-1G18	CCIS0011	03-07-2018	03-06-2019
6	Spectrum analyzer 9k-30GHz	Rohde & Schwarz	FSP30	CCIS0023	03-07-2018	03-06-2019
7	EMI Test Receiver	Rohde & Schwarz	ESRP7	CCIS0167	03-07-2018	03-06-2019
8	EMI Test Software	AUDIX	E3	N/A	N/A	N/A
9	Coaxial Cable	N/A	N/A	CCIS0018	03-07-2018	03-06-2019
10	Coaxial Cable	N/A	N/A	CCIS0020	03-07-2018	03-06-2019

Conducted Emission:						
Item	**Test Equipment**	**Manufacturer**	**Model No.**	**Inventory No.**	**Cal.Date (mm-dd-yy)**	**Cal.Due date (mm-dd-yy)**
1	Shielding Room	ZhongShuo Electron	11.0(L)x4.0(W)x3.0(H)	CCIS0061	07-22-2017	07-21-2020
2	EMI Test Receiver	Rohde & Schwarz	ESCI	CCIS0002	03-07-2018	03-06-2019
3	LISN	CHASE	MN2050D	CCIS0074	03-19-2018	03-18-2019
4	LISN	Rohde & Schwarz	ESH3-Z5	8438621/010	07-21-2017	07-20-2018
5	Coaxial Cable	CCIS	N/A	CCIS0086	03-07-2018	03-06-2019
6	EMI Test Software	AUDIX	E3	N/A	N/A	N/A

6 Test results and Measurement Data

6.1 Conducted Emission

Test Requirement:	FCC Part 15 B Section 15.107 ICES-003 Section 6.1					
Test Method:	ANSI C63.4:2014					
Test Frequency Range:	150kHz to 30MHz					
Class / Severity:	Class B					
Receiver setup:	RBW=9kHz, VBW=30kHz					
Limit:	Frequency range (MHz)	Limit (dBµV)				
		Quasi-peak	Average			
	0.15-0.5	79	66			
	0.5-30	73	60			
	* Decreases with the logarithm of the frequency.					
Test setup:	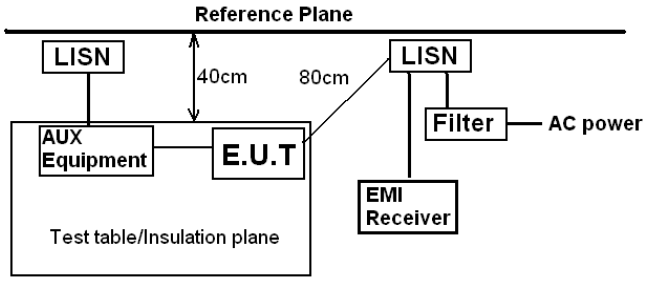 *Remark:* *E.U.T: Equipment Under Test* *LISN: Line Impedence Stabilization Network* *Test table height=0.8m*					
Test procedure	1. The E.U.T and simulators are connected to the main power through a line impedance stabilization network(L.I.S.N.). The provide a 50ohm/50uH coupling impedance for the measuring equipment. 2. The peripheral devices are also connected to the main power through a LISN that provides a 50ohm/50uH coupling impedance with 50ohm termination. (Please refers to the block diagram of the test setup and photographs). 3. Both sides of A.C. line are checked for maximum conducted interference. In order to find the maximum emission, the relative positions of equipment and all of the interface cables must be changed according to ANSI C63.4: 2014 on conducted measurement.					
Test environment:	Temp.:	23 °C	Humid.:	56%	Press.:	101kPa
Test Instruments:	Refer to section 5.9 for details					
Test mode:	Refer to section 5.3 for details					
Test results:	Pass					

Measurement data:

FCC

Test Phase: Line

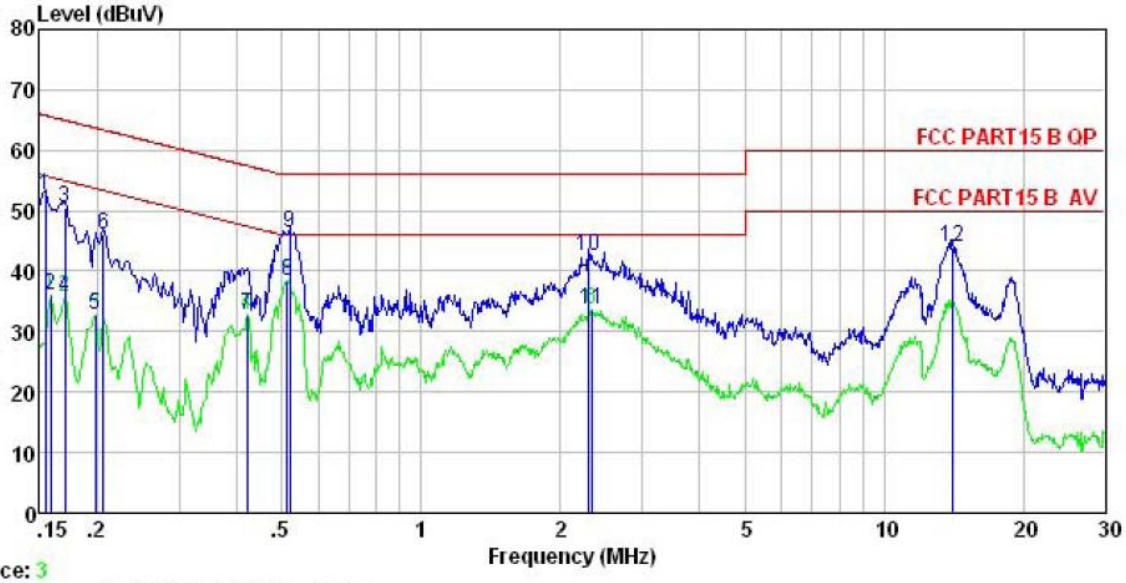

Trace: 3

Site : CCIS Shielding Room
Condition : FCC PART15 B QP LISN(RS) LINE
EUT : Bluetooth MP3 player
Model : MBT0004
Test Mode : PC mode
Power Rating : AC 120V/60Hz
Environment : Temp: 23 .5℃ Huni:57% Atmos:101KPa
Test Engineer: YT
Remark :

	Freq	Read Level	LISN Factor	Cable Loss	Level	Limit Line	Over Limit	Remark
	MHz	dBuV	dB	dB	dBuV	dBuV	dB	
1	0.154	41.08	0.71	10.78	52.57	65.78	-13.21	QP
2	0.158	24.63	0.71	10.77	36.11	55.56	-19.45	Average
3	0.170	38.86	0.71	10.77	50.34	64.94	-14.60	QP
4	0.170	24.18	0.71	10.77	35.66	54.94	-19.28	Average
5	0.198	21.42	0.73	10.76	32.91	53.71	-20.80	Average
6	0.206	34.67	0.73	10.76	46.16	63.36	-17.20	QP
7	0.421	21.19	0.75	10.73	32.67	47.42	-14.75	Average
8	0.513	26.98	0.76	10.76	38.50	46.00	-7.50	Average
9	0.521	34.86	0.76	10.76	46.38	56.00	-9.62	QP
10	2.297	30.87	0.78	10.95	42.60	56.00	-13.40	QP
11	2.334	21.80	0.78	10.94	33.52	46.00	-12.48	Average
12	14.063	32.49	0.70	10.91	44.10	60.00	-15.90	QP

Notes:

1. *An initial pre-scan was performed on the line and neutral lines with peak detector.*
2. *Quasi-Peak and Average measurement were performed at the frequencies with maximized peak emission.*
3. *Final Level = Receiver Read level + LISN Factor + Cable Loss.*

Test Phase: Neutral

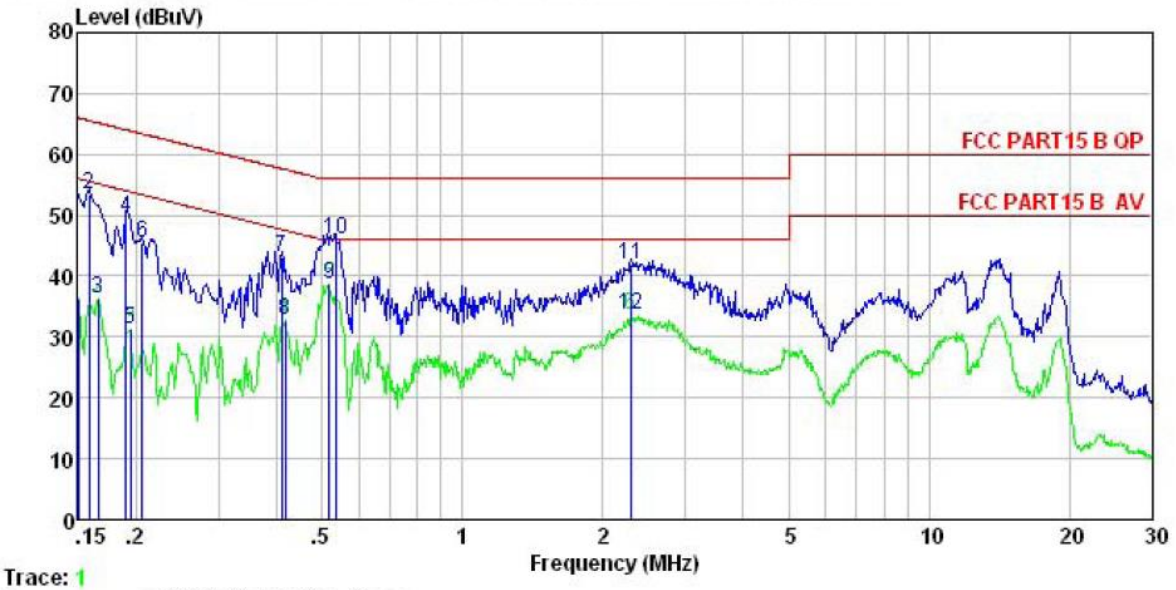

Trace: 1

Site : CCIS Shielding Room
Condition : FCC PART15 B QP LISN(RS) NEUTRAL
EUT : Bluetooth MP3 player
Model : MBT0004
Test Mode : PC mode
Power Rating : AC 120V/60Hz
Environment : Temp: 23 .5℃ Huni:57% Atmos:101KPa
Test Engineer: YT
Remark :

	Freq	Read Level	LISN Factor	Cable Loss	Level	Limit Line	Over Limit	Remark
	MHz	dBuV	dB	dB	dBuV	dBuV	dB	
1	0.150	24.81	0.70	10.78	36.29	56.00	-19.71	Average
2	0.158	41.97	0.70	10.77	53.44	65.56	-12.12	QP
3	0.166	24.78	0.70	10.77	36.25	55.16	-18.91	Average
4	0.190	38.29	0.66	10.76	49.71	64.02	-14.31	QP
5	0.194	19.90	0.66	10.76	31.32	53.84	-22.52	Average
6	0.206	33.91	0.66	10.76	45.33	63.36	-18.03	QP
7	0.410	31.73	0.62	10.72	43.07	57.64	-14.57	QP
8	0.417	21.46	0.62	10.73	32.81	47.51	-14.70	Average
9	0.518	27.29	0.61	10.76	38.66	46.00	-7.34	Average
10	0.535	34.62	0.62	10.76	46.00	56.00	-10.00	QP
11	2.297	30.18	0.67	10.95	41.80	56.00	-14.20	QP
12	2.297	21.90	0.67	10.95	33.52	46.00	-12.48	Average

Notes:

1. *An initial pre-scan was performed on the line and neutral lines with peak detector.*
2. *Quasi-Peak and Average measurement were performed at the frequencies with maximized peak emission.*
3. *Final Level = Receiver Read level + LISN Factor + Cable Loss.*

IC

Test Phase: Line

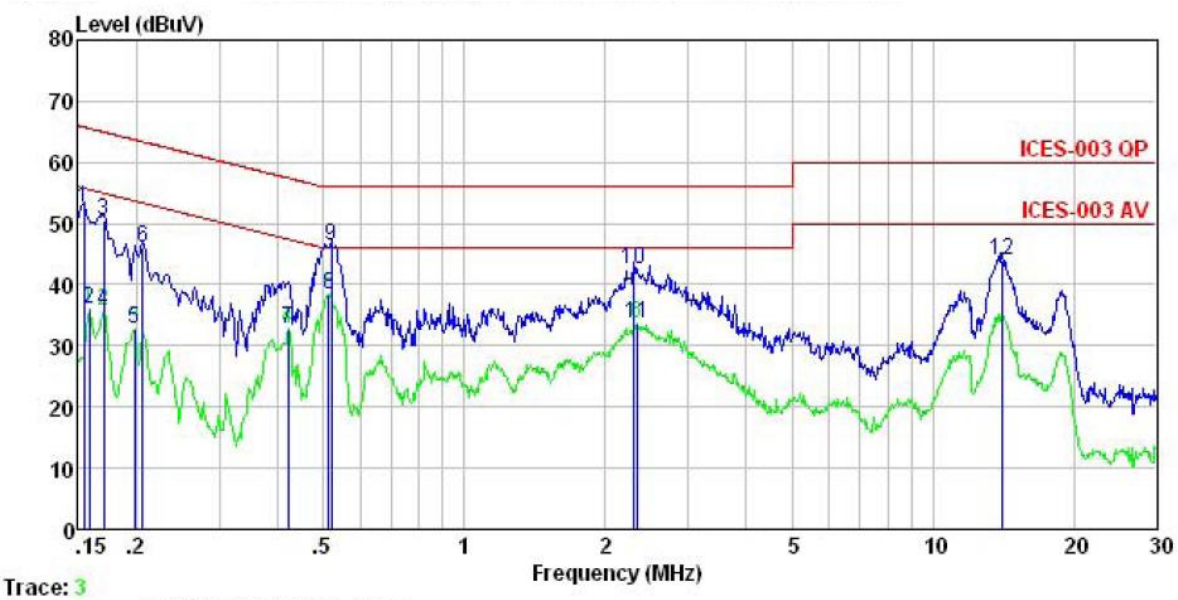

Trace: 3

Site : CCIS Shielding Room
Condition : ICES-003 QP LISN(RS) LINE
EUT : Bluetooth MP3 player
Model : MBT0004
Test Mode : PC mode
Power Rating : AC 120V/60Hz
Environment : Temp: 23 .5°C Huni:57% Atmos:101KPa
Test Engineer: YT
Remark :

	Freq	Read Level	LISN Factor	Cable Loss	Level	Limit Line	Over Limit	Remark
	MHz	dBuV	dB	dB	dBuV	dBuV	dB	
1	0.154	41.08	0.71	10.78	52.57	65.78	-13.21	QP
2	0.158	24.63	0.71	10.77	36.11	55.56	-19.45	Average
3	0.170	38.86	0.71	10.77	50.34	64.94	-14.60	QP
4	0.170	24.18	0.71	10.77	35.66	54.94	-19.28	Average
5	0.198	21.42	0.73	10.76	32.91	53.71	-20.80	Average
6	0.206	34.67	0.73	10.76	46.16	63.36	-17.20	QP
7	0.421	21.19	0.75	10.73	32.67	47.42	-14.75	Average
8	0.513	26.98	0.76	10.76	38.50	46.00	-7.50	Average
9	0.521	34.86	0.76	10.76	46.38	56.00	-9.62	QP
10	2.297	30.87	0.78	10.95	42.60	56.00	-13.40	QP
11	2.334	21.80	0.78	10.94	33.52	46.00	-12.48	Average
12	14.063	32.49	0.70	10.91	44.10	60.00	-15.90	QP

Notes:

1. *An initial pre-scan was performed on the line and neutral lines with peak detector.*
2. *Quasi-Peak and Average measurement were performed at the frequencies with maximized peak emission.*
3. *Final Level = Receiver Read level + LISN Factor + Cable Loss.*

Test Phase: Neutral

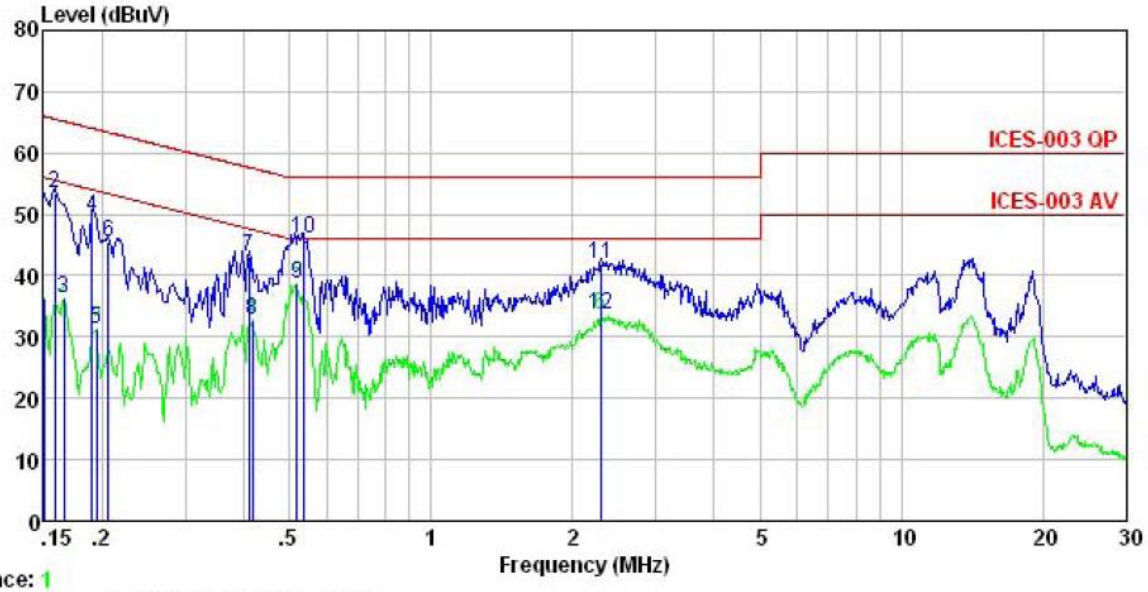

Trace: 1

Site : CCIS Shielding Room
Condition : ICES-003 QP LISN(RS) NEUTRAL
EUT : Bluetooth MP3 player
Model : MBT0004
Test Mode : PC mode
Power Rating : AC 120V/60Hz
Environment : Temp: 23 .5℃ Huni:57% Atmos:101KPa
Test Engineer: YT
Remark :

	Freq	Read Level	LISN Factor	Cable Loss	Level	Limit Line	Over Limit	Remark
	MHz	dBuV	dB	dB	dBuV	dBuV	dB	
1	0.150	24.81	0.70	10.78	36.29	56.00	-19.71	Average
2	0.158	41.97	0.70	10.77	53.44	65.56	-12.12	QP
3	0.166	24.78	0.70	10.77	36.25	55.16	-18.91	Average
4	0.190	38.29	0.66	10.76	49.71	64.02	-14.31	QP
5	0.194	19.90	0.66	10.76	31.32	53.84	-22.52	Average
6	0.206	33.91	0.66	10.76	45.33	63.36	-18.03	QP
7	0.410	31.73	0.62	10.72	43.07	57.64	-14.57	QP
8	0.417	21.46	0.62	10.73	32.81	47.51	-14.70	Average
9	0.518	27.29	0.61	10.76	38.66	46.00	-7.34	Average
10	0.535	34.62	0.62	10.76	46.00	56.00	-10.00	QP
11	2.297	30.18	0.67	10.95	41.80	56.00	-14.20	QP
12	2.297	21.90	0.67	10.95	33.52	46.00	-12.48	Average

Notes:

1. *An initial pre-scan was performed on the line and neutral lines with peak detector.*
2. *Quasi-Peak and Average measurement were performed at the frequencies with maximized peak emission.*
3. *Final Level = Receiver Read level + LISN Factor + Cable Loss.*

6.2 Radiated Emission

Test Requirement:	FCC Part 15 B Section 15.109 ICES-003 Section 6.1
Test Method:	ANSI C63.4:2014
Test Frequency Range:	30MHz to 12.5GHz
Class / Severity:	Class B
Test site:	Measurement Distance: 3m (Semi-Anechoic Chamber)

Receiver setup:

Frequency	Detector	RBW	VBW	Remark
30MHz-1GHz	Quasi-peak	120kHz	300kHz	Quasi-peak Value
Above 1GHz	Peak	1MHz	3MHz	Peak Value
	RMS	1MHz	3MHz	Average Value

Limit:

Frequency	Limit (dBuV/m @3m)	Remark
30MHz-88MHz	49.0	Quasi-peak Value
88MHz-216MHz	53.5	Quasi-peak Value
216MHz-960MHz	56.4	Quasi-peak Value
960MHz-1GHz	59.5	Quasi-peak Value
Above 1GHz	59.5	Average Value
	79.5	Peak Value

Test setup:

Below 1GHz

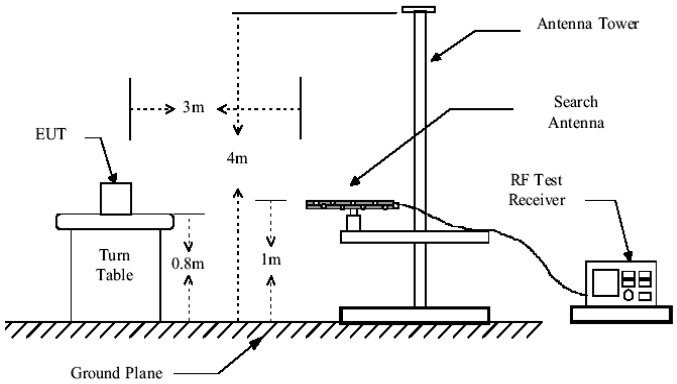

Above 1GHz

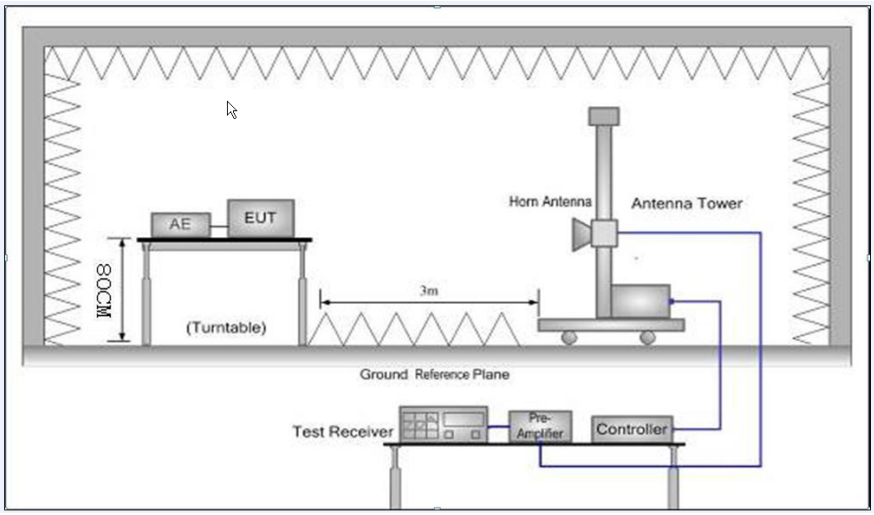

Test Procedure:	1. The EUT was placed on the top of a rotating table 0.8 meters above the ground at a 3 meter semi-anechoic camber. The table was rotated 360 degrees to determine the position of the highest radiation. 2. The EUT was set 3 meters away from the interference-receiving antenna, which was mounted on the top of a variable-height antenna tower. 3. The antenna height is varied from one meter to four meters above the ground to determine the maximum value of the field strength. Both horizontal and vertical polarizations of the antenna are set to make the measurement. 4. For each suspected emission, the EUT was arranged to its worst case and then the antenna was tuned to heights from 1 meter to 4 meters and the rotatable table was turned from 0 degrees to 360 degrees to find the maximum reading. 5. The test-receiver system was set to Peak Detect Function and Specified Bandwidth with Maximum Hold Mode. 6. If the emission level of the EUT in peak mode was 10dB lower than the limit specified, then testing could be stopped and the peak values of the EUT would be reported. Otherwise the emissions that did not have 10dB margin would be re-tested one by one using peak, quasi-peak or average method as specified and then reported in a data sheet.					
Test environment:	Temp.:	25 °C	Humid.:	55%	Press.:	1 01kPa
Test Instruments:	Refer to section 5.9 for details					
Test mode:	Refer to section 5.3 for details					
Test results:	Passed					
Remark:	All of the observed value above 6GHz ware the niose floor , which were no recorded					

Measurement Data:FCC

Below 1GHz

Test Polarization: Horizontal

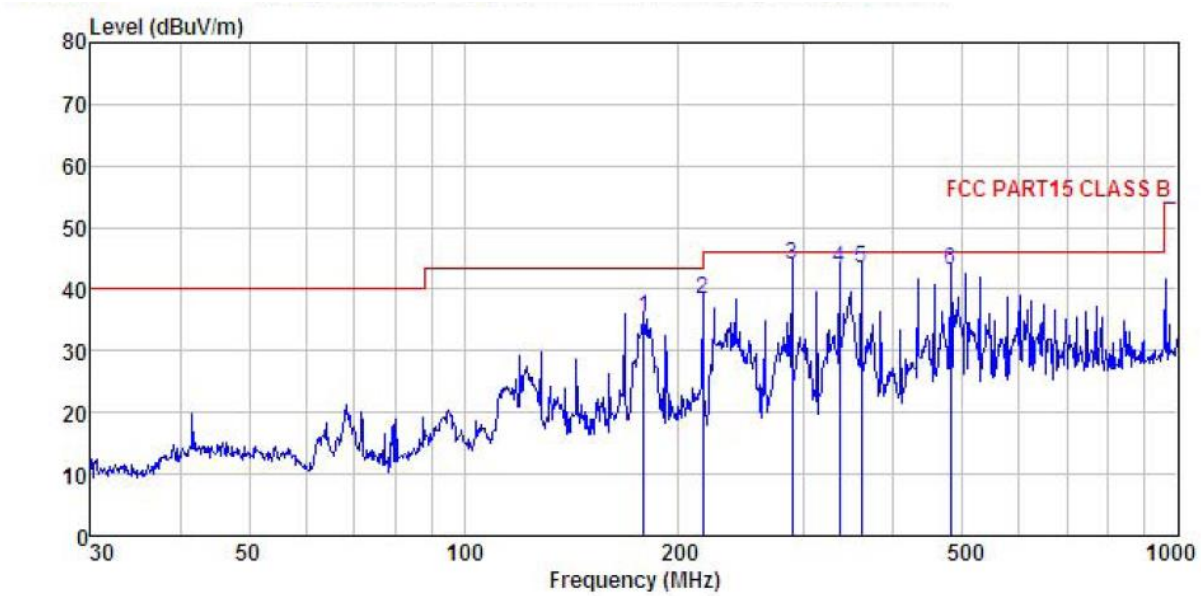

Site : 3m chamber
Condition : FCC PART15 CLASS B 3m VULB9163(30M2G) HORIZONTAL
EUT : Bluetooth MP3 player
Model : MBT0004
Test mode : PC mode
Power Rating : AC 120V/60Hz
Environment : Temp:25.5°C Huni:55%
Test Engineer: YT
REMARK :

	Freq	ReadAntenna Level	Antenna Factor	Cable Loss	Preamp Factor	Level	Limit Line	Over Limit	Remark
	MHz	dBuV	dB/m	dB	dB	dBuV/m	dBuV/m	dB	
1	178.758	52.20	9.50	2.72	28.98	35.44	43.50	-8.06	QP
2	216.024	53.10	11.30	2.85	28.73	38.52	46.00	-7.48	QP
3	287.990	56.49	13.03	2.91	28.47	43.96	46.00	-2.04	QP
4	336.035	54.66	14.10	3.05	28.53	43.28	46.00	-2.72	QP
5	360.448	54.31	14.64	3.10	28.61	43.44	46.00	-2.56	QP
6	480.528	52.65	15.78	3.46	28.92	42.97	46.00	-3.03	QP

Test Polarization: Vertical

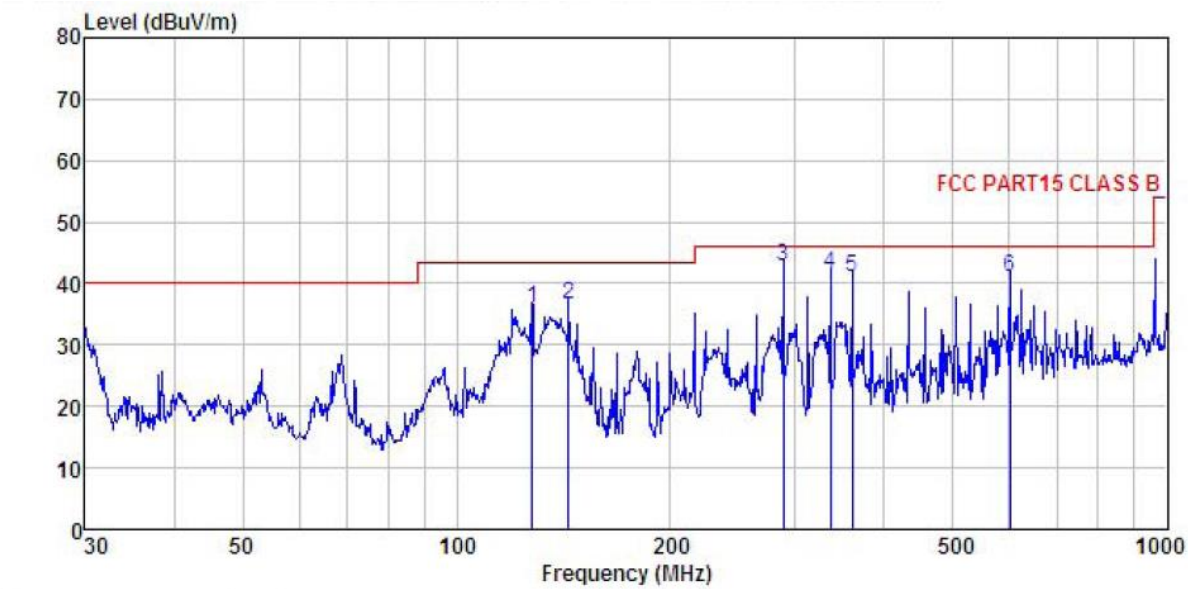

Site : 3m chamber
Condition : FCC PART15 CLASS B 3m VULB9163(30M2G) VERTICAL
EUT : Bluetooth MP3 player
Model : MBT0004
Test mode : PC mode
Power Rating : AC 120V/60Hz
Environment : Temp:25.5℃ Huni:55%
Test Engineer: YT
REMARK :

	Freq	ReadAntenna Level	Antenna Factor	Cable Loss	Preamp Factor	Level	Limit Line	Over Limit	Remark
	MHz	dBuV	dB/m	dB	dB	dBuV/m	dBuV/m	dB	
1	127.665	54.07	8.94	2.26	29.34	35.93	43.50	-7.57	QP
2	143.830	55.04	8.38	2.44	29.25	36.61	43.50	-6.89	QP
3	287.990	55.30	13.03	2.91	28.47	42.77	46.00	-3.23	QP
4	336.035	52.90	14.10	3.05	28.53	41.52	46.00	-4.48	QP
5	360.448	51.96	14.64	3.10	28.61	41.09	46.00	-4.91	QP
6	601.427	47.42	18.51	3.94	28.93	40.94	46.00	-5.06	QP

Above 1GHz

Test Polarization: Horizontal

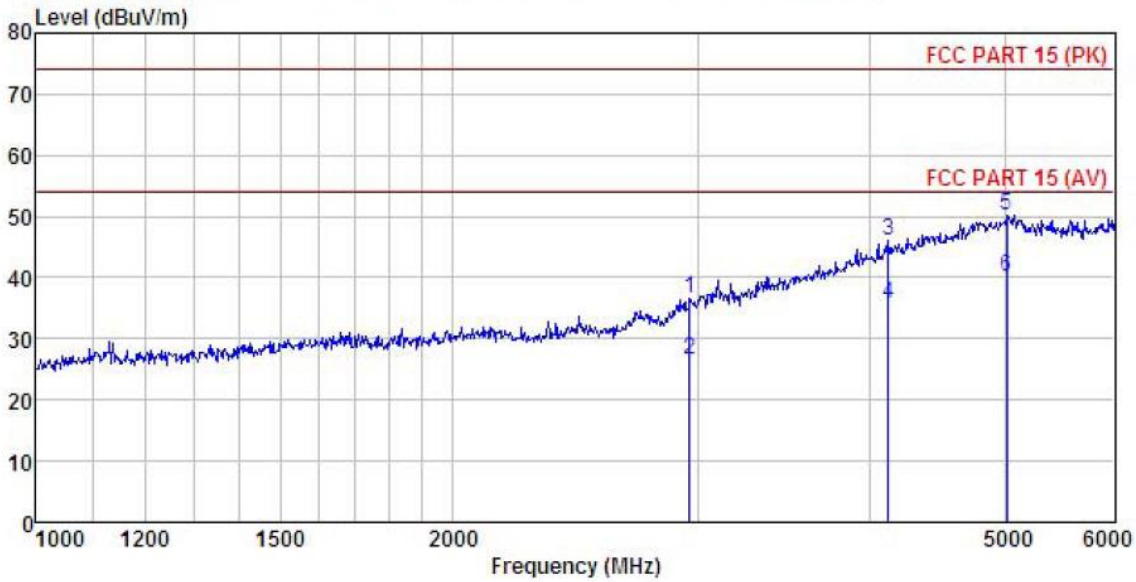

Site : 3m chamber
Condition : FCC PART 15 (PK) 3m BBHA9120(1G18G) HORIZONTAL
EUT : Bluetooth MP3 player
Model : MBT0004
Test mode : PC Mode
Power Rating : AC 120V/60Hz
Environment : Temp:25.5℃ Huni:55%
Test Engineer: YT
REMARK :

	Freq	Read Level	Antenna Factor	Cable Loss	Preamp Factor	Level	Limit Line	Over Limit	Remark
	MHz	dBuV	dB/m	dB	dB	dBuV/m	dBuV/m	dB	
1	2961.827	45.75	27.05	5.31	41.53	36.58	74.00	-37.42	Peak
2	2961.827	35.76	27.05	5.31	41.53	26.59	54.00	-27.41	Average
3	4118.504	52.94	28.61	6.29	41.81	46.03	74.00	-27.97	Peak
4	4118.504	42.76	28.61	6.29	41.81	35.85	54.00	-18.15	Average
5	5015.753	53.48	31.75	6.95	41.89	50.29	74.00	-23.71	Peak
6	5015.753	43.22	31.75	6.95	41.89	40.03	54.00	-13.97	Average

Test Polarization: Vertical

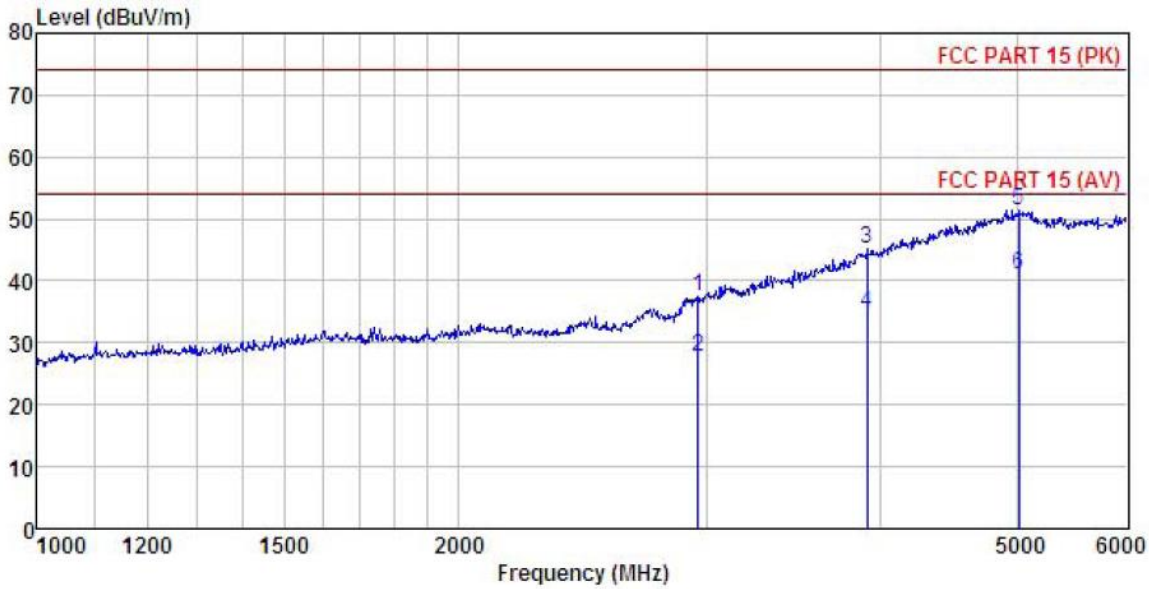

Site : 3m chamber
Condition : FCC PART 15 (PK) 3m BBHA9120(1G18G) VERTICAL
EUT : Bluetooth MP3 player
Model : MBT0004
Test mode : PC Mode
Power Rating : AC 120V/60Hz
Environment : Temp:25.5℃ Huni:55%
Test Engineer: YT
REMARK :

	Freq	Read Level	Antenna Factor	Cable Loss	Preamp Factor	Level	Limit Line	Over Limit	Remark
	MHz	dBuV	dB/m	dB	dB	dBuV/m	dBuV/m	dB	
1	2961.827	46.63	27.05	5.31	41.53	37.46	74.00	-36.54	Peak
2	2961.827	36.82	27.05	5.31	41.53	27.65	54.00	-26.35	Average
3	3909.967	52.74	28.24	6.10	41.80	45.28	74.00	-28.72	Peak
4	3909.967	42.16	28.24	6.10	41.80	34.70	54.00	-19.30	Average
5	5015.753	54.56	31.75	6.95	41.89	51.37	74.00	-22.63	Peak
6	5015.753	44.32	31.75	6.95	41.89	41.13	54.00	-12.87	Average

Measurement Data:IC

Below 1GHz
Test Polarization: Horizontal

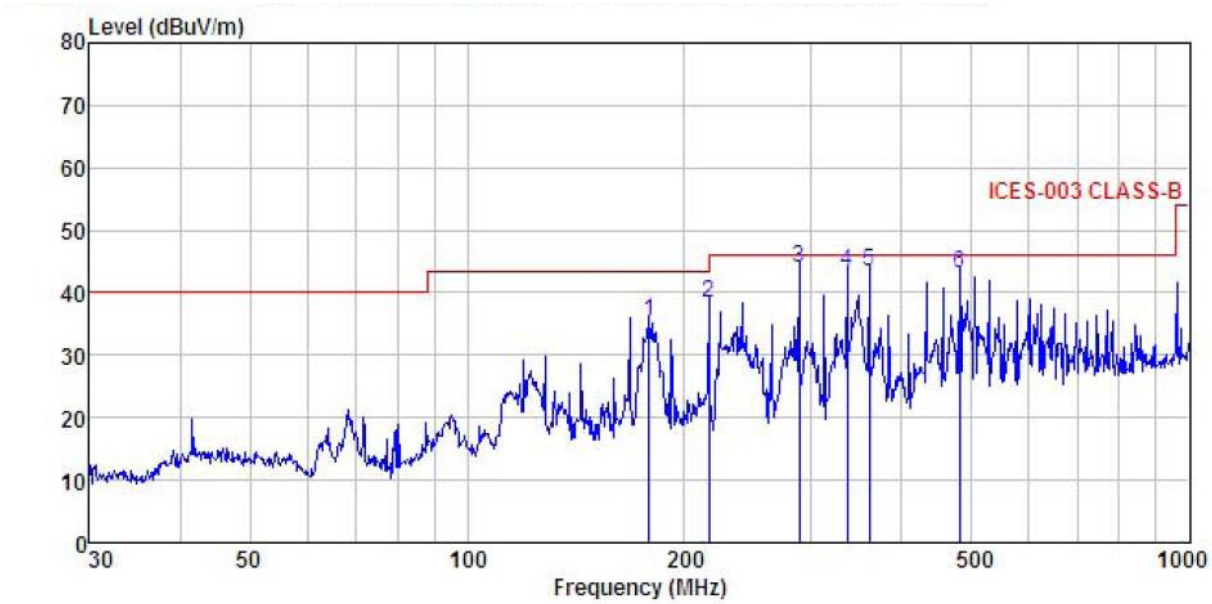

Site : 3m chamber
Condition : ICES-003 CLASS-B 3m VULB9163(30M2G) HORIZONTAL
EUT : Bluetooth MP3 player
Model : MBT0004
Test mode : PC mode
Power Rating : AC 120V/60Hz
Environment : Temp:25.5℃ Huni:55%
Test Engineer: YT
REMARK :

	Freq	ReadAntenna Level	Antenna Factor	Cable Loss	Preamp Factor	Level	Limit Line	Over Limit	Remark
	MHz	dBuV	dB/m	dB	dB	dBuV/m	dBuV/m	dB	
1	178.758	52.20	9.50	2.72	28.98	35.44	43.50	-8.06	QP
2	216.024	53.10	11.30	2.85	28.73	38.52	46.00	-7.48	QP
3	287.990	56.49	13.03	2.91	28.47	43.96	46.00	-2.04	QP
4	336.035	54.66	14.10	3.05	28.53	43.28	46.00	-2.72	QP
5	360.448	54.31	14.64	3.10	28.61	43.44	46.00	-2.56	QP
6	480.528	52.65	15.78	3.46	28.92	42.97	46.00	-3.03	QP

Test Polarization: Vertical

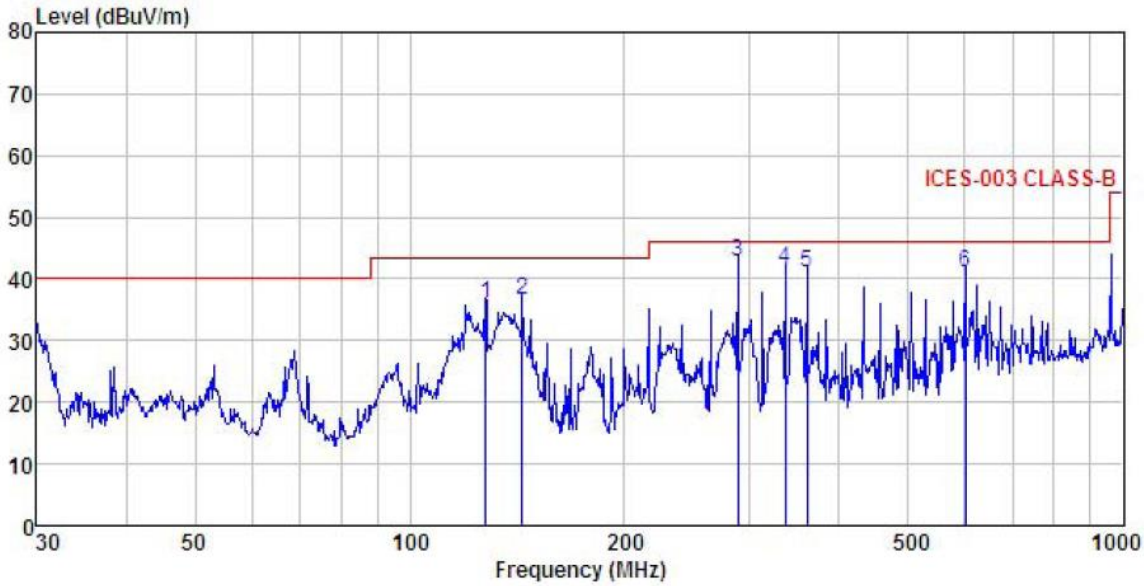

Site : 3m chamber
Condition : ICES-003 CLASS-B 3m VULB9163(30M2G) VERTICAL
EUT : Bluetooth MP3 player
Model : MBT0004
Test mode : PC mode
Power Rating : AC 120V/60Hz
Environment : Temp:25.5℃ Huni:55%
Test Engineer: YT
REMARK :

	Freq	Read Level	Antenna Factor	Cable Loss	Preamp Factor	Level	Limit Line	Over Limit	Remark
	MHz	dBuV	dB/m	dB	dB	dBuV/m	dBuV/m	dB	
1	127.665	54.07	8.94	2.26	29.34	35.93	43.50	-7.57	QP
2	143.830	55.04	8.38	2.44	29.25	36.61	43.50	-6.89	QP
3	287.990	55.30	13.03	2.91	28.47	42.77	46.00	-3.23	QP
4	336.035	52.90	14.10	3.05	28.53	41.52	46.00	-4.48	QP
5	360.448	51.96	14.64	3.10	28.61	41.09	46.00	-4.91	QP
6	601.427	47.42	18.51	3.94	28.93	40.94	46.00	-5.06	QP

Above 1GHz

Test Polarization: Horizontal

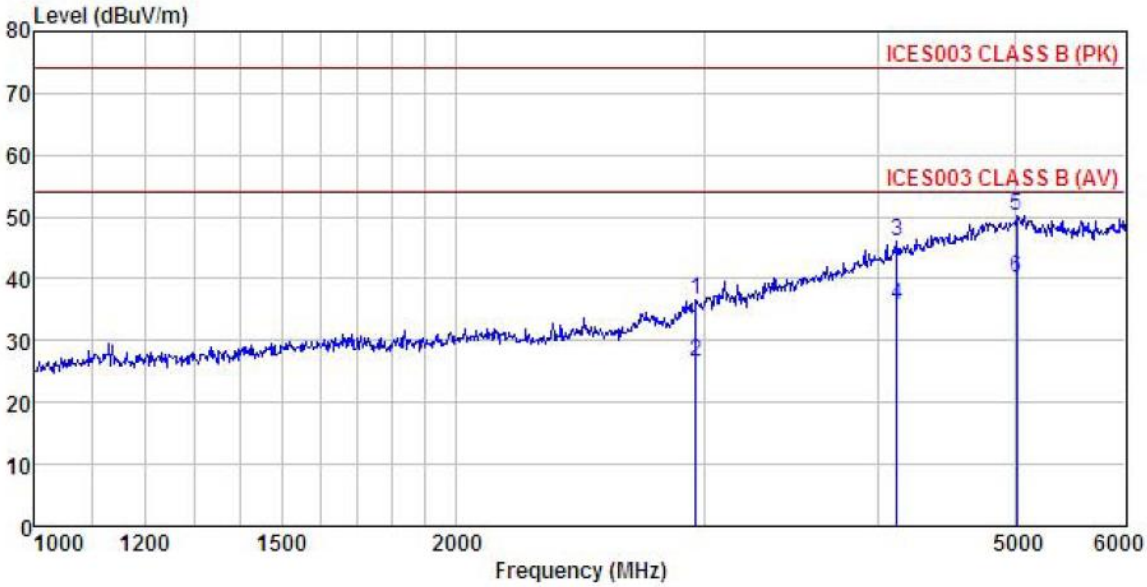

Site : 3m chamber
Condition : ICES003 CLASS B (PK) 3m BBHA9120(1G18G) HORIZONTAL
EUT : Bluetooth MP3 player
Model : MBT0004
Test mode : PC Mode
Power Rating : AC 120V/60Hz
Environment : Temp:25.5℃ Huni:55%
Test Engineer: YT
REMARK :

	Freq	ReadLevel	Antenna Factor	Cable Loss	Preamp Factor	Level	Limit Line	Over Limit	Remark
	MHz	dBuV	dB/m	dB	dB	dBuV/m	dBuV/m	dB	
1	2961.827	45.75	27.05	5.31	41.53	36.58	74.00	-37.42	Peak
2	2961.827	35.76	27.05	5.31	41.53	26.59	54.00	-27.41	Average
3	4118.504	52.94	28.61	6.29	41.81	46.03	74.00	-27.97	Peak
4	4118.504	42.76	28.61	6.29	41.81	35.85	54.00	-18.15	Average
5	5015.753	53.48	31.75	6.95	41.89	50.29	74.00	-23.71	Peak
6	5015.753	43.22	31.75	6.95	41.89	40.03	54.00	-13.97	Average

Test Polarization: Vertical

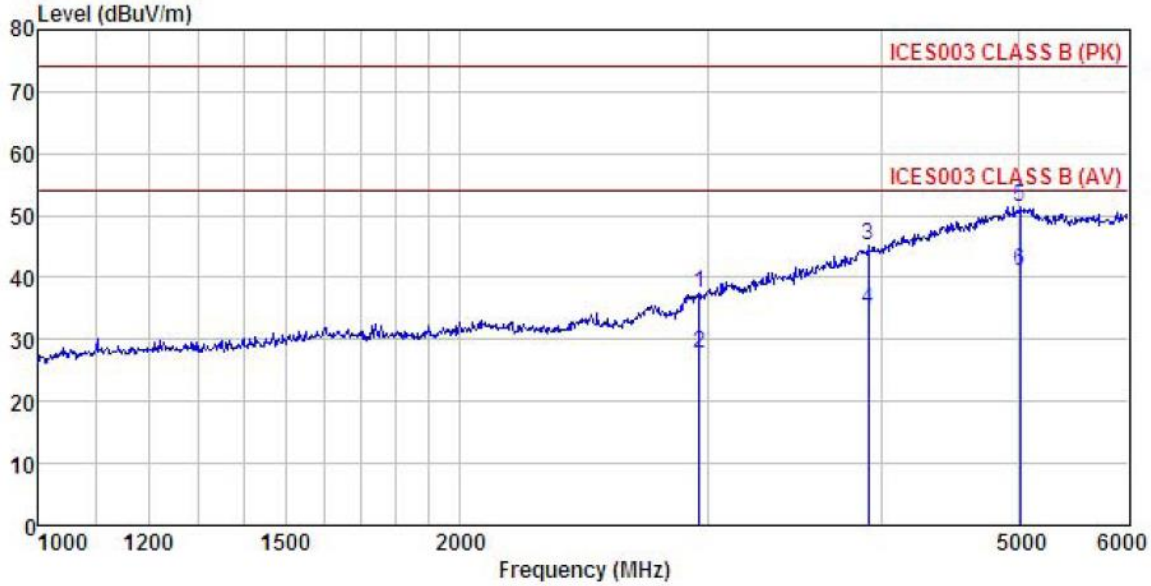

Site : 3m chamber
Condition : ICES003 CLASS B (PK) 3m BBHA9120(1G18G) VERTICAL
EUT : Bluetooth MP3 player
Model : MBT0004
Test mode : PC Mode
Power Rating : AC 120V/60Hz
Environment : Temp:25.5℃ Huni:55%
Test Engineer: YT
REMARK :

	Freq	ReadLevel	Antenna Factor	Cable Loss	Preamp Factor	Level	Limit Line	Over Limit	Remark
	MHz	dBuV	dB/m	dB	dB	dBuV/m	dBuV/m	dB	
1	2961.827	46.63	27.05	5.31	41.53	37.46	74.00	-36.54	Peak
2	2961.827	36.82	27.05	5.31	41.53	27.65	54.00	-26.35	Average
3	3909.967	52.74	28.24	6.10	41.80	45.28	74.00	-28.72	Peak
4	3909.967	42.16	28.24	6.10	41.80	34.70	54.00	-19.30	Average
5	5015.753	54.56	31.75	6.95	41.89	51.37	74.00	-22.63	Peak
6	5015.753	44.32	31.75	6.95	41.89	41.13	54.00	-12.87	Average