TEST REPORT

Applicant:	UROVO TECHNOLOGY CO., LTD.
Address:	36F, High-Tech Zone Union Tower, No.63, Xuefu Road, Nanshan District, Shenzhen, Guangdong, China
Equipment Type:	Mobile Data terminal
Model Name:	DT66 (refer to section 2.3)
Brand Name:	UROVO
FCC ID:	SWSDT66
Test Standard:	FCC 47 CFR Part 2.1093 (refer to section 3.1)
Maximum SAR:	Head (1 g@0mm): 1.01 W/kg Body-Worn (1 g@10mm): 0.65 W/kg Hotspot (1 g@10mm): 0.65 W/kg Extremity (10 g@0mm): 1.98 W/kg
Sample Arrival Date:	Sep. 13, 2024
Test Date:	Sep. 30, 2024 - Nov. 23, 2024
Date of Issue:	Dec. 19, 2024

ISSUED BY:

Shenzhen BALUN Technology Co., Ltd.

Tested by: Zhang Jiwei **Checked by:** Xu Rui **Approved by:** Tolan Tu

(Testing Director)

Zhang Jiwei Xu Rui Tolan Tu

Revision History

Version	Issue Date	Revisions Content
Rev. 01	Dec. 19, 2024	Initial Issue

TABLE OF CONTENTS

1 GENERAL INFORMATION 6
1.1 Test Laboratory 6
1.2 Test Location 6
1.3 Test Environment Condition 6
2 PRODUCT INFORMATION 7
2.1 Applicant Information 7
2.2 Manufacturer Information 7
2.3 General Description for Equipment under Test (EUT) 7
2.4 Ancillary Equipment 7
2.5 Technical Information 8
3 SUMMARY OF TEST RESULT 11
3.1 Test Standards 11
3.2 Device Category and SAR Limit 12
3.3 Test Result Summary 13
3.4 Test Uncertainty 15
4 MEASUREMENT SYSTEM 16
4.1 Specific Absorption Rate (SAR) Definition 16
4.2 DASY SAR System 17
5 SYSTEM VERIFICATION 24
5.1 Purpose of System Check 24
5.2 System Check Setup 24
6 TEST POSITION CONFIGURATIONS 25
6.1 Head Exposure Conditions 25
6.2 Body-Worn Position Conditions 27

6.3 Hotspot Mode Exposure Position Conditions 28
6.4 Product Specific 10g Exposure Consideration 29
7 MEASUREMENT PROCEDURE 30
7.1 Measurement Process Diagram 30
7.2 SAR Scan General Requirement 31
7.3 Measurement Procedure 32
7.4 Area & Zoom Scan Procedure 32
8 CONDUCTED RF OUPUT POWER 33
8.1 GSM 33
8.2 WCDMA 33
8.3 LTE 33
8.4 NR 33
8.5 WIFI 34
8.6 Bluetooth 49
9 TEST EXCLUSION CONSIDERATION 51
9.1 SAR Test Exclusion Consideration Table 53
10 TEST RESULT 60
10.1 GSM 850 60
10.2 GSM 1900 61
10.3 WCDMA Band 2 62
10.4 WCDMA Band 4 63
10.5 WCDMA Band 5 64
10.6 LTE Band 2 (20MHz Bandwidth) 65
10.7 LTE Band 4 (20MHz Bandwidth) 67
10.8 LTE Band 5 (10MHz Bandwidth) 69
10.9 LTE Band 7 (20MHz Bandwidth) 71
10.10 LTE Band 12 (10MHz Bandwidth) 73
10.11 LTE Band 13 (10MHz Bandwidth) 75
10.12 LTE Band 17 (10MHz Bandwidth) 77
10.13 LTE Band 25 (20MHz Bandwidth) 79

10.14 LTE Band 26 (15MHz Bandwidth) 81
10.15 LTE Band 66 (20MHz Bandwidth) 83
10.16 LTE Band 71 (20MHz Bandwidth) 85
10.17 LTE Band 38 (20MHz Bandwidth) 87
10.18 LTE Band 41 (20MHz Bandwidth) 89
10.19 5G n2 (20MHz Bandwidth) 91
10.20 5G n5 (20MHz Bandwidth) 93
10.21 5G n7 (20MHz Bandwidth) 95
10.22 5G n12 (15MHz Bandwidth) 96
10.23 5G n13 (10MHz Bandwidth) 98
10.24 5G n25 (20MHz Bandwidth) 100
10.25 5G n26 (20MHz Bandwidth) 102
10.26 5G n66 (20MHz Bandwidth) 104
10.27 5G n71 (20MHz Bandwidth) 106
10.28 5G n38 (40MHz Bandwidth) 108
10.29 5G n41 (100MHz Bandwidth) 109
10.30 5G n77 (100MHz Bandwidth) (3450 ~ 3550 MHz) 110
10.31 5G n77 (100MHz Bandwidth) (3700 ~ 3980 MHz) 111
10.32 5G n78 (100MHz Bandwidth) (3450 ~ 3550 MHz) 112
10.33 5G n78 (100MHz Bandwidth) (3700 ~ 3800 MHz) 113
10.34 WIFI 2.4GHz 114
10.35 WIFI 5GHz 116
10.36 Bluetooth 120
10.37 NFC SAR 121
11 SAR Measurement Variability 123
12 SIMULTANEOUS TRANSMISSION 124
12.1 Simultaneous Transmission Mode Consider 124
12.2 Sum SAR of Simultaneous Transmission 125
13 TEST EQUIPMENTS LIST 174
ANNEX A SIMULATING LIQUID VERIFICATION RESULT 175

ANNEX B SYSTEM CHECK RESULT 177
ANNEX C TEST DATA 220
ANNEX D EUT EXTERNAL PHOTOS 336
ANNEX E SAR TEST SETUP PHOTOS 336
ANNEX F CALIBRATION REPORT 336
ANNEX G TUNE-UP PROCEDURE 336

1 GENERAL INFORMATION

1.1 Test Laboratory

Name	Shenzhen BALUN Technology Co., Ltd.
Address	Block B, 1/F, Baisha Science and Technology Park, Shahe Xi Road, Nanshan District, Shenzhen, Guangdong Province, P. R. China
Phone Number	+86 755 6685 0100

1.2 Test Location

Name	Shenzhen BALUN Technology Co., Ltd.
Location	☐ Block B, 1/F, Baisha Science and Technology Park, Shahe Xi Road, Nanshan District, Shenzhen, Guangdong Province, P. R. China
	☑ 1/F, Building B, Ganghongji High-tech Intelligent Industrial Park, No. 1008, Songbai Road, Yangguang Community, Xili Sub-district, Nanshan District, Shenzhen, Guangdong Province, P. R. China
Accreditation Certificate	The laboratory is a testing organization accredited by FCC as a accredited testing laboratory. The designation number is CN1196.

1.3 Test Environment Condition

Ambient Temperature	18℃ to 25℃
Ambient Relative Humidity	30% to 70%

2 PRODUCT INFORMATION

2.1 Applicant Information

Applicant	UROVO TECHNOLOGY CO., LTD.
Address	36F, High-Tech Zone Union Tower, No.63, Xuefu Road, Nanshan District, Shenzhen, Guangdong, China

2.2 Manufacturer Information

Manufacturer	UROVO TECHNOLOGY CO., LTD.
Address	36F, High-Tech Zone Union Tower, No.63, Xuefu Road, Nanshan District, Shenzhen, Guangdong, China

2.3 General Description for Equipment under Test (EUT)

EUT Name	Mobile Data terminal
Model Name Under Test	DT66
Series Model Name	DT66S, DT66M, DT66C, DT66 Pro, DT66H, DT66HC, DT66U, DT66G, DT66D, DT66P, DT66R, DT66 Lite, HB680, HS690, HD660
Description of Model name differentiation	All models are same with electrical parameters and internal circuit structure, but only differ in model name. (this information provided by the applicant)
Hardware Version	N/A
Software Version	N/A
Dimensions (Approx.)	175.8mm*76.5mm*14.5mm
Weight (Approx.)	About 283g (battery included)

2.4 Ancillary Equipment

Ancillary Equipment 1	Battery	
	Brand Name	N/A
	Model No.	HB50DT66
	Serial No.	N/A
	Capacity	5000 mAh
	Rated Voltage	3.85 V
	Limit Charge Voltage	4.4 V
	Manufacturer	Zhongshan Tianmao Battery Co., Ltd.
	Manufacturer Address	4/F, NO.42 LANGKOU INDUSTRIAL ZONE, LANGKOU COMMUNITY, DALANG SUB-DISTRICT, LONGHUA DISTRICT, SHENZHEN CITY, GUANGDONG, China-518109

2.5 Technical Information

Network and Wireless connectivity	2G Network GSM/GPRS/EDGE 850/1900 MHz 3G Network WCDMA/HSDPA/HSUPA Band 2/4/5 4G Network FDD LTE Band 2/4/5/7/12/13/17/25/26/66/71 TDD LTE Band 38/41 5G Network SA: NR n2/n5/n7/n12/n13/n25/n26/n38/n41/n66/n71/n77/n78 NSA(EN-DC): DC_2A_n5A, DC_2A_n7A, DC_2A_n12A, DC_2A_n38A, DC_2A_n41A, DC_2A_n66A, DC_2A_n71A, DC_2A_n77A, DC_2A_n78A, DC_4A_n2A, DC_4A_n7A, DC_4A_n38A, DC_4A_n41A, DC_4A_n78A, DC_5A_n2A, DC_5A_n7A, DC_5A_n25A, DC_5A_n38A, DC_5A_n41A, DC_5A_n66A, DC_5A_n77A, DC_5A_n78A, DC_7A_n2A, DC_7A_n5A, DC_7A_n25A, DC_7A_n66A, DC_7A_n71A, DC_7A_n77A, DC_7A_n78A, DC_12A_n2A, DC_12A_n7A, DC_12A_n25A, DC_12A_n38A, DC_12A_n41A, DC_12A_n66A, DC_12A_n77A, DC_12A_n78A, DC_13A_n2A, DC_13A_n7A, DC_13A_n25A, DC_13A_n66A, DC_13A_n77A, DC_13A_n78A, DC_25A_n41A, DC_25A_n77A, DC_25A_n78A, DC_26A_n25A, DC_26A_n41A, DC_26A_n78A, DC_38A_n78A, DC_41A_n77A, DC_41A_n78A, DC_66A_n2A, DC_66A_n5A, DC_66A_n7A, DC_66A_n12A, DC_66A_n25A, DC_66A_n38A, DC_66A_n41A, DC_66A_n71A, DC_66A_n77A, DC_66A_n78A, DC_71A_n2A, DC_71A_n25A, DC_71A_n38A, DC_71A_n41A, DC_71A_n66A, DC_71A_n77A, DC_71A_n78A Bluetooth (BR+EDR+BLE) WIFI 802.11a, 802.11b, 802.11g, 802.11n, 802.11ac and 802.11ax GPS, GLONASS, BDS, Galileo, NFC
Note: The EUT is a Mobile Data terminal, supporting dual SIM card slots under the same transceiver. Both SIM card slots support GSM, WCDMA, LTE and NR. And both SIM card slots share the same transceiver, so only SIM1 is tested in this report.	

The requirement for the following technical information of the EUT was tested in this report:

Operating Mode	GSM, WCDMA, LTE, NR, 2.4G WIFI, 5G WIFI, Bluetooth		
Frequency Range	GSM 850	TX: 824 ~ 849 MHz	RX: 869 ~ 894 MHz
	GSM 1900	TX: 1850 ~ 1910 MHz	RX: 1930 ~ 1990 MHz
	WCDMA Band 2	TX: 1850 ~ 1910 MHz	RX: 1930 ~ 1990 MHz
	WCDMA Band 4	TX: 1710 ~ 1755 MHz	RX: 2110 ~ 2155 MHz
	WCDMA Band 5	TX: 824 ~ 849 MHz	RX: 869 ~ 894 MHz
	LTE Band 2	TX: 1850 ~ 1910 MHz	RX: 1930 ~ 1990 MHz
	LTE Band 4	TX: 1710 ~ 1755 MHz	RX: 2110 ~ 2155 MHz
	LTE Band 5	TX: 824 ~ 849 MHz	RX: 869 ~ 894 MHz
	LTE Band 7	TX: 2500 ~ 2570 MHz	RX: 2620 ~ 2690 MHz
	LTE Band 12	TX: 699 ~ 716 MHz	RX: 729 ~ 746 MHz
	LTE Band 13	TX: 777 ~ 787 MHz	RX: 746 ~ 756 MHz
	LTE Band 17	TX: 704 ~ 716 MHz	RX: 734 ~ 746 MHz
	LTE Band 25	TX: 1850 ~ 1915 MHz	RX: 1930 ~ 1995 MHz
	LTE Band 26	TX: 814 ~ 824 MHz	RX: 859 ~ 869 MHz
		TX: 824 ~ 849 MHz	RX: 869 ~ 894 MHz
	LTE Band 38	TX: 2570 ~ 2620 MHz	RX: 2570 ~ 2620 MHz
	LTE Band 41	TX: 2496 ~ 2690 MHz	RX: 2496 ~ 2690 MHz
	LTE Band 66	TX: 1710 ~ 1780 MHz	RX: 2110 ~ 2200 MHz
	LTE Band 71	TX: 663 ~ 698 MHz	RX: 617 ~ 652 MHz
	NR n2	TX: 1850 ~ 1910 MHz	RX: 1930 ~ 1990 MHz
	NR n5	TX: 824 ~ 849 MHz	RX: 869 ~ 894 MHz
	NR n7	TX: 2500 ~ 2570 MHz	RX: 2620 ~ 2690 MHz
	NR n12	TX: 699 ~ 716 MHz	RX: 729 ~ 746 MHz
	NR n13	TX: 777 ~ 787 MHz	RX: 746 ~ 756 MHz
	NR n25	TX: 1850 ~ 1915 MHz	RX: 1930 ~ 1995 MHz
	NR n26	TX: 814 ~ 824 MHz	RX: 859 ~ 869 MHz
		TX: 824 ~ 849 MHz	RX: 869 ~ 894 MHz
	NR n66	TX: 1710 ~ 1780 MHz	RX: 2110 ~ 2200 MHz
	NR n71	TX: 663 ~ 698 MHz	RX: 617 ~ 652 MHz
	NR n38	TX: 2570 ~ 2620 MHz	RX: 2570 ~ 2620 MHz
	NR n41	TX: 2496 ~ 2690 MHz	RX: 2496 ~ 2690 MHz
	NR n77	TX: 3450 ~ 3550 MHz	RX: 3450 ~ 3550 MHz
		TX: 3700 ~ 3980 MHz	RX: 3700 ~ 3980 MHz
	NR n78	TX: 3450 ~ 3550 MHz	RX: 3450 ~ 3550 MHz
		TX: 3700 ~ 3800 MHz	RX: 3700 ~ 3800 MHz
	802.11b/g	2412 ~ 2462 MHz	
	802.11n(HT20/HT40)	2412 ~ 2462 MHz	
	802.11ax(HE20/HE40)	2412 ~ 2462 MHz	
	802.11a	5150 ~ 5250 MHz	
		5250 ~ 5350 MHz	

		5470 ~ 5725 MHz
		5725 ~ 5850 MHz
	802.11n(HT20/HT40)	5150 ~ 5250 MHz
		5250 ~ 5350 MHz
		5470 ~ 5725 MHz
		5725 ~ 5850 MHz
	802.11 ac(VHT20/VHT40/ VHT80)	5150 ~ 5250 MHz
		5250 ~ 5350 MHz
		5470 ~ 5725 MHz
		5725 ~ 5850 MHz
	802.11 ax(HE20/HE40/HE80)	5150 ~ 5250 MHz
		5250 ~ 5350 MHz
		5470 ~ 5725 MHz
		5725 ~ 5850 MHz
	802.11ac(VHT160)/ 802.11ax(HE160)/	5150 ~ 5250 MHz
		5470 ~ 5725 MHz
	Bluetooth	2402 ~ 2480 MHz
Antenna Type	WWAN	PIFA Antenna
	WLAN	PIFA Antenna
	Bluetooth	PIFA Antenna
DTM	N/A	
Hotspot Function	Support	
Power Reduction	N/A	
Exposure Category	General Population/Uncontrolled exposure	
Product Type	Portable Device	
EUT Type	☒ Production unit	☐ Identical prototype

Note:
1. The device utilizes independent power reduction mechanisms for SAR compliance for the 2/3/4/5G transmitter for held-to-ear exposure conditions.
2. The device utilizes independent power reduction mechanisms for SAR compliance for the 2/3/4/5G transmitter for near to body exposure conditions.

3 SUMMARY OF TEST RESULT

3.1 Test Standards

No.	Identity	Document Title
1	47 CFR Part 2.1093	Radiofrequency radiation exposure evaluation: portable devices
2	ANSI C95.1-1992	IEEE Standard for Safety Levels with Respect to Human Exposure to Radio Frequency Electromagnetic Fields, 3 kHz to 300 GHz
3	IEEE Std. 1528-2013	IEEE Recommended Practice for Determining the Peak Spatial-Average Specific Absorption Rate(SAR) in the Human Head from Wireless Communications Devices: Measurement Techniques
4	KDB 447498 D04 v01	447498 D04 Interim General RF Exposure Guidance v01
5	KDB 941225 D01 v03r01	3G SAR MEAUREMENT PROCEDURES
6	KDB 941225 D05 v02r05	SAR Evaluation Considerations for LTE Devices
7	KDB 941225 D06 v02r01	SAR EVALUATION PROCEDURES FOR PORTABLE DEVICES WITH WIRELESS ROUTER CAPABILITIES
7	KDB 865664 D01 v01r04	SAR Measurement 100 MHz to 6 GHz
8	KDB 865664 D02 v01r02	RF Exposure Reporting
9	KDB 248227 D01 v02r02	SAR GUIDANCE FOR IEEE 802.11 (Wi-Fi) TRANSMITTERS

3.2 Device Category and SAR Limit

This device belongs to portable device category because its radiating structure is allowed to be used within 20 centimeters of the body of the user.

Limit for General Population/Uncontrolled exposure should be applied for this device, it is 1.6 W/kg as averaged over any 1 gram of tissue.

Table of Exposure Limits:

Body Position	SAR Value (W/Kg)	
	General Population/ Uncontrolled Exposure	Occupational/ Controlled Exposure
Whole-Body SAR (averaged over the entire body)	0.08	0.4
Partial-Body SAR (averaged over any 1 gram of tissue)	1.60	8.0
SAR for hands, wrists, feet and ankles (averaged over any 10 grams of tissue)	4.0	20.0

NOTE:

General Population/Uncontrolled Exposure: Locations where there is the exposure of individuals who have no knowledge or control of their exposure. General population/uncontrolled exposure limits are applicable to situations in which the general public may be exposed or in which persons who are exposed as a consequence of their employment may not be made fully aware of the potential for exposure or cannot exercise control over their exposure. Members of the general public would come under this category when exposure is not employment-related; for example, in the case of a wireless transmitter that exposes persons in its vicinity.

Occupational/Controlled Exposure: Locations where there is exposure that may be incurred by persons who are aware of the potential for exposure, In general, occupational/controlled exposure limits are applicable to situations in which persons are exposed as a consequence of their employment, who have been made fully aware of the potential for exposure and can exercise control over their exposure. This exposure category is also applicable when the exposure is of a transient nature due to incidental passage through a location where the exposure levels may be higher than the general population/uncontrolled limits, but the exposed person is fully aware of the potential for exposure and can exercise control over his or her exposure by leaving the area or by some other appropriate means.

3.3 Test Result Summary

3.3.1 Highest SAR Values

Frequency Band		Maximum Report SAR			
		1g (W/kg)			10g (W/kg)
		Head (Separation 0mm)	Body-Worn (Separation 10mm)	Hotspot (Separation 10mm)	Extremity (Separation 0mm)
PCE	GSM 850	0.29	0.46	0.46	**1.98**
	GSM 1900	0.05	0.48	0.48	1.16
	WCDMA Band 2	0.05	0.41	0.41	0.97
	WCDMA Band 4	0.11	0.38	0.38	1.22
	WCDMA Band 5	0.10	0.19	0.19	0.77
	LTE Band 2	0.28	0.54	0.54	1.11
	LTE Band 4	0.13	0.34	0.34	1.39
	LTE Band 5	0.12	0.21	0.21	0.89
	LTE Band 7	0.85	0.57	0.57	1.71
	LTE Band 12	0.09	0.24	0.24	0.53
	LTE Band 13	0.05	0.22	0.22	0.72
	LTE Band 17	0.09	0.24	0.24	0.53
	LTE Band 25	0.06	0.50	0.50	0.94
	LTE Band 26	0.04	0.10	0.10	0.69
	LTE Band 66	0.14	0.47	0.47	1.67
	LTE Band 71	0.04	0.28	0.28	0.43
	LTE Band 38	0.90	0.55	0.55	1.63
	LTE Band 41	0.74	0.51	0.51	1.44
	NR n2	0.32	0.47	0.47	1.11
	NR n5	0.09	0.19	0.19	0.75
	NR n7	0.86	**0.65**	**0.65**	1.66
	NR n12	0.08	0.24	0.24	0.49
	NR n13	0.05	0.15	0.15	0.66
	NR n25	0.26	0.41	0.41	0.90
	NR n26	0.09	0.20	0.20	0.70
	NR n66	0.17	0.33	0.33	0.99
	NR n71	0.10	0.33	0.33	0.60
	NR n38	0.99	0.48	0.48	1.40
	NR n41	**1.01**	0.54	0.54	1.45
	NR n77	0.13	0.44	0.44	1.21
	NR n78	0.24	0.50	0.50	1.52
DTS	2.4G WIFI	0.33	0.25	0.25	0.95

NII	5.2G WIFI	/	/	0.37	/
	5.3G WIFI	0.25	0.29	/	0.95
	5.6G WIFI	0.39	0.38	/	0.99
	5.8G WIFI	0.32	0.43	0.44	0.85
DSS	DH5	0.07	0.04	0.04	0.09
Maximum Report SAR		1.01	0.65	0.65	1.98
Limits (W/kg)		1.60			4.00
Test Verdict		Pass			

3.3.2 Highest Simultaneous Transmission SAR Values

Frequency Band	Maximum Report SAR			
	1g (W/kg)			10g (W/kg)
	Head	Body-Worn	Hotspot	Extremity
	(Separation 0mm)	(Separation 10mm)	(Separation 10mm)	(Separation 0mm)
PCE	1.56	1.46	1.46	3.92
DTS	1.56	1.46	1.46	3.92
NII	1.56	1.46	1.46	3.92
DSS	1.44	1.25	1.25	3.06
Limits (W/kg)	1.60			4.00
Test Verdict	Pass			
Note: The highest simultaneous SAR please refer section 12.2.				

3.4 Test Uncertainty

According to KDB 865664 D01, When the highest measured 1 g SAR within a frequency band is < 1.5 W/kg, the extensive SAR measurement uncertainty analysis is not required in SAR reports submitted for equipment approval.

The maximum 1 g SAR for the EUT in this report is 1.01 W/kg, which is lower than 1.5 W/kg, so the extensive SAR measurement uncertainty analysis is not required in this report.
The maximum 10 g SAR for the EUT in this report is 1.98 W/kg, which is lower than 3.75 W/kg, so the extensive SAR measurement uncertainty analysis is not required in this report.

4 MEASUREMENT SYSTEM

4.1 Specific Absorption Rate (SAR) Definition

SAR is related to the rate at which energy is absorbed per unit mass in an object exposed to a radio field. The SAR distribution in a biological body is complicated and is usually carried out by experimental techniques or numerical modeling. The standard recommends limits for two tiers of groups, occupational/controlled and general population/uncontrolled, based on a person's awareness and ability to exercise control over his or her exposure. In general, occupational/controlled exposure limits are higher than the limits for general population/uncontrolled.

The SAR definition is the time derivative (rate) of the incremental energy (dW) absorbed by (dissipated in) an incremental mass (dm) contained in a volume element (dv) of a given density (ρ). The equation description is as below:

$$\mathbf{SAR} = \frac{d}{\mathrm{dt}}\left(\frac{dW}{\mathrm{dm}}\right) = \frac{d}{\mathrm{dt}}\left(\frac{dW}{\rho \mathrm{dv}}\right)$$

SAR is expressed in units of Watts per kilogram (W/kg) SAR measurement can be related to the electrical field in the tissue by

$$\mathbf{SAR} = \frac{\sigma E^2}{\rho}$$

Where: σ is the conductivity of the tissue,

ρ is the mass density of the tissue and E is the RMS electrical field strength.

4.2 DASY SAR System

4.2.1 DASY SAR System Diagram

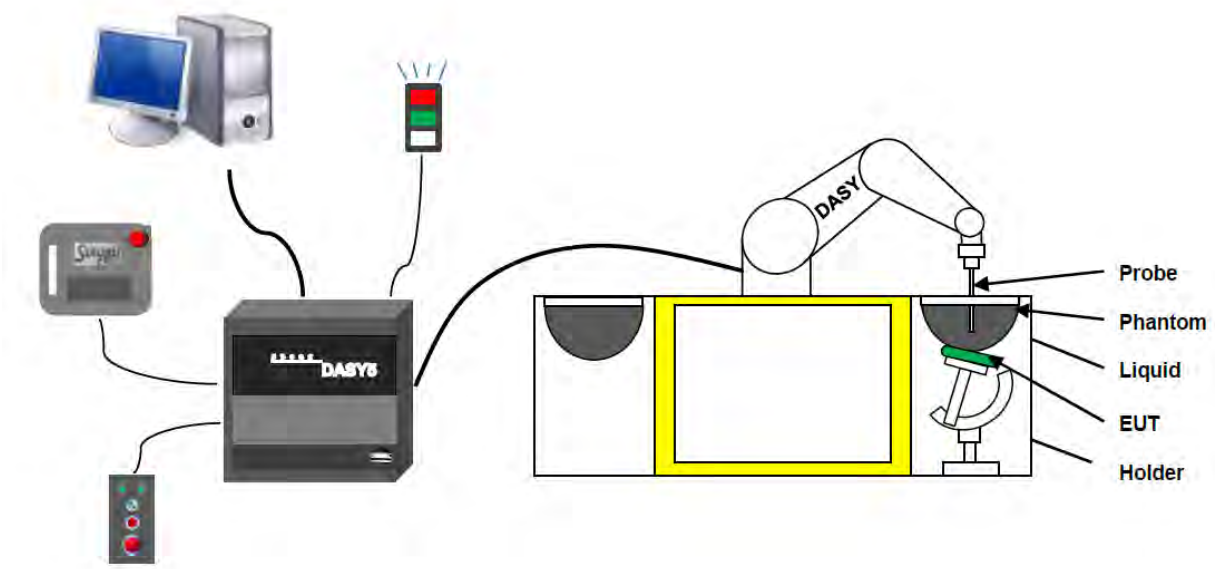

The DASY5 system for performing compliance tests consists of the following items:

1. A standard high precision 6-axis robot (Stäubli RX family) with controller and software. An arm extension for accommodating the data acquisition electronics (DAE).
2. A dosimetric probe, i.e. an isotropic E-field probe optimized and calibrated for usage in tissue simulating liquid. The probe is equipped with an optical surface detector system.
3. A data acquisition electronic (DAE) which performs the signal amplification, signal multiplexing, AD-conversion, offset measurements, mechanical surface detection, collision detection, etc. The unit is battery powered with standard or rechargeable batteries. The signal is optically transmitted to the EOC.
4. A unit to operate the optical surface detector which is connected to the EOC.
5. The Electro-Optical Coupler (EOC) performs the conversion from the optical into a digital electric signal of the DAE. The EOC is connected to the DASY5 measurement server.
6. The DASY5 measurement server, which performs all real-time data evaluation for field measurements and surface detection, controls robot movements and handles safety operation.
7. DASY5 software and SEMCAD data evaluation software.
8. Remote control with teach panel and additional circuitry for robot safety such as warning lamps, etc.
9. The generic twin phantom enabling the testing of left-hand and right-hand usage.
10. The device holder for handheld mobile phones.
11. Tissue simulating liquid mixed according to the given recipes.
12. System validation dipoles allowing to validate the proper functioning of the system.

4.2.2 Robot

The Dasy SAR system uses the high precision robots. Symmetrical design with triangular core Built-in optical fiber for surface detection system For the 6-axis controller system, Built-in shielding against static charges PEEK enclosure material (resistant to organic solvents). The robot series have many features that are important for our application:

- High precision
  (repeatability ±0.02 mm)
- High reliability
  (industrial design)
- Low maintenance costs
  (virtually maintenance free due to direct drive gears; no belt drives)
- Jerk-free straight movements
  (brush less synchron motors; no stepper motors)
- Low ELF interference
  (motor control _elds shielded via the closed metallic construction shields)

4.2.3 E-Field Probe

The probe is specially designed and calibrated for use in liquids with high permittivities for the measurements the Specific Dosimetric E-Field Probe EX3DV4-SN:7510 & EX3DV4 SN: 7893 with following specifications is used.

Construction	Symmetrical design with triangular core Built-in optical fiber for surface detection systemBuilt-in shielding against static charges PEEK enclosure material (resistant to organic solvents, e.g., glycolether)
Calibration	ISO/IEC 17025 calibration service available
Frequency	10 MHz to 6 GHz; Linearity: ± 0.2 dB (30 MHz to 6 GHz)
Directivity	± 0.2 dB in HSL (rotation around probe axis) ; ± 0.4 dB in HSL (rotation normal to probe axis)
Dynamic range	5 μW/g to > 100 mW/g; Linearity: ± 0.2 dB
Dimensions	Overall length: 337 mm (Tip: 9 mm) Tip diameter: 2.5 mm (Body: 10 mm) Distance from probe tip to dipole centers: 1.0 mm
Application	General dosimetry up to 3 GHz Compliance tests of mobile phones Fast automatic scanning in arbitrary phantoms (EX3DV4)



E-Field Probe Calibration Process

Probe calibration is realized, in compliance with CENELEC EN 62209-1/-2 and IEEE 1528 std, with CALISAR, Antennessa proprietary calibration system. The calibration is performed with the EN 62209-1/2 annexe technique using reference guide at the five frequencies.

4.2.4 Data Acquisition Electronics

The data acquisition electronics (DAE) consist of a highly sensitive electrometer-grade preamplifier with auto-zeroing, a channel and gain-switching multiplexer, a fast 16 bit AD-converte and a command decoder with a control logic unit. Transmission to the measurement server is accomplished through an optical downlink for data and status information, as well as an optical uplink for commands and the clock.



- Input Impedance: 200MOhm
- The Inputs: Symmetrical and Floating
- Commom Mode Rejection: Above 80dB

4.2.5 Phantoms

For the measurements the Specific Anthropomorphic Mannequin (SAM) defined by the IEEE SCC-34/SC2 group is used. The phantom is a polyurethane shell integrated in a wooden table. The thickness of the phantom amounts to 2mm +/- 0.2mm. It enables the dosimetric evaluation of left and right phone usage and includes an additional flat phantom part for the simplified performance check. The phantom set-up includes a cover, which prevents the evaporation of the liquid.

- Left head
- Right head
- Flat phantom

Photo of Phantom SN1576



Serial Number	Material	Length	Height
SN 1576 SAM	Vinylester, glass fiber reinforced	1000	500

4.2.6 Device Holder

The DASY5 device holder has two scales for device rotation (with respect to the body axis) and the device inclination (with respect to the line between the ear openings). The plane between the ear openings and the mouth tip has a rotation angle of 65°. The bottom plate contains three pair of bolts for locking the device holder. The device holder positions are adjusted to the standard measurement positions in the three sections. This device holder is used for standard mobile phones or PDA"s only. If necessary an additional support of polystyrene material is used. Larger DUT"s (e.g. notebooks) cannot be tested using this device holder. Instead a support of bigger polystyrene cubes and thin polystyrene plates is used to position the DUT in all relevant positions to find and measure spots with maximum SAR values. Therefore those devices are normally only tested at the flat part of the SAM.

The positioning system allows obtaining cheek and tilting position with a very good accuracy. Incompliance with CENELEC, the tilt angle uncertainty is lower than 1°.

4.2.7 Simulating Liquid

For SAR measurement of the field distribution inside the phantom, the phantom must be filled with homogeneous tissue simulating liquid to a depth of at least 15 cm. For head SAR testing, the liquid height from the ear reference point (ERP) of the phantom to the liquid top surface is larger than 15 cm. For body SAR testing, the liquid height from the center of the flat phantom to the liquid top surface is larger than 15 cm. The nominal dielectric values of the tissue simulating liquids in the phantom and the tolerance of 5%.

Head Liquid Depth	Body Liquid Depth
	

The following table gives the recipes for tissue simulating liquid.

TSL	Manufacturer / Model	Freq Range (MHz)	Main Ingredients
Head WideBand	SPEAG HBBL600-10000V6	600-10000	Ethanediol, Sodium petroleum sulfonate, Hexylene Glycol / 2-Methyl-pentane-2.4-diol, Alkoxylated alcohol

5 SYSTEM VERIFICATION

5.1 Purpose of System Check

The system performance check verifies that the system operates within its specifications. System and operator errors can be detected and corrected. It is recommended that the system performance check be performed prior to any usage of the system in order to guarantee reproducible results. The system performance check uses normal SAR measurements in a simplified setup with a well characterized source.This setup was selected to give a high sensitivity to all parameters that might fail or vary over time. The system check does not intend to replace the calibration of the components, but indicates situations where the system uncertainty is exceeded due to drift or failure.

5.2 System Check Setup

In the simplified setup for system evaluation, the EUT is replaced by a calibrated dipole and the power source is replaced by a continuous wave that comes from a signal generator. The calibrated dipole must be placed beneath the flat phantom section of the SAM twin phantom with the correct distance holder. The distance holder should touch the phantom surface with a light pressure at the reference marking and be oriented parallel to the long side of the phantom. The equipment setup is shown below:

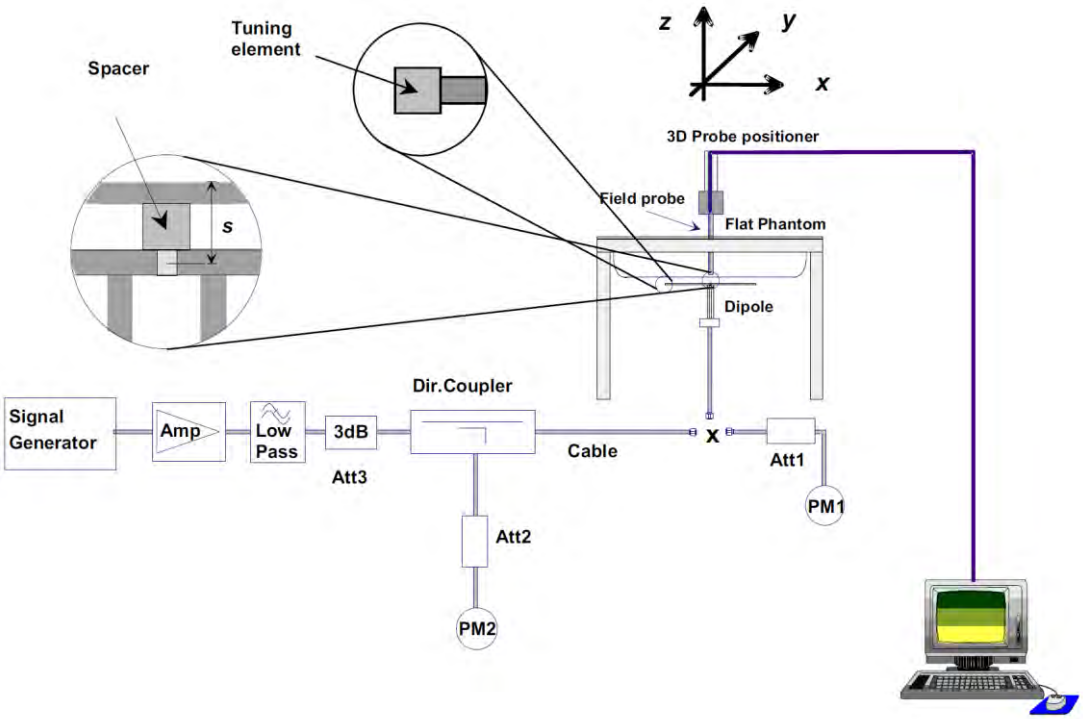

6 TEST POSITION CONFIGURATIONS

According to KDB 648474 D04 Handset, handsets are tested for SAR compliance in head, body-worn accessory and other use configurations described in the following subsections.

6.1 Head Exposure Conditions

Head exposure is limited to next to the ear voice mode operations. Head SAR compliance is tested according to the test positions defined in IEEE Std 1528-2013 using the SAM phantom illustrated as below.

6.1.1 Two Imaginary Lines on the Handset

(a) The vertical center line passes through two points on the front side of the handset - the midpoint of the width w t of the handset at the level of the acoustic output, and the midpoint of the width w b of the bottom of the handset.

(b) The horizontal line is perpendicular to the vertical centerline and passes through the center of the acoustic output. The horizontal line is also tangential to the face of the handset at point A.

(c) The two lines intersect at point A. Note that for many handsets, point A coincides with the center of the acoustic output; however, the acoustic output may be located elsewhere on the horizontal line. Also note that the vertical center line is not necessarily parallel to the front face of the handset, especially for clamshell handsets, handsets with flip covers, and other irregularly shaped handsets.

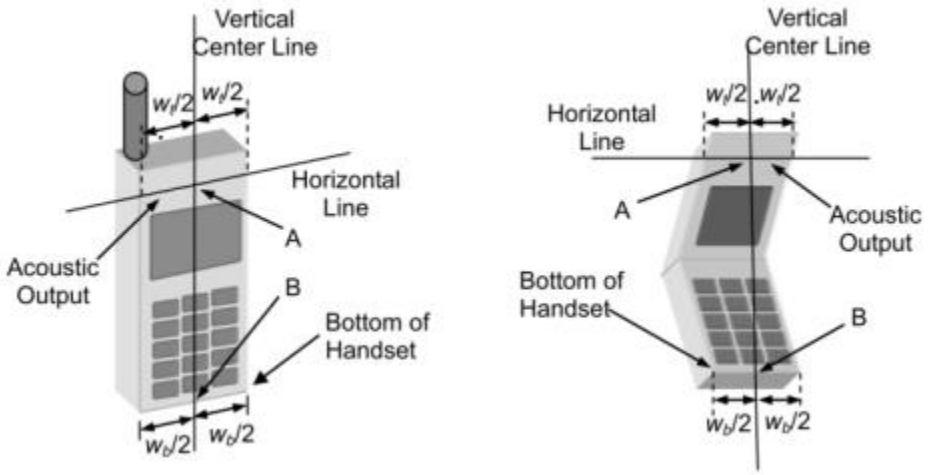

6.1.2 Cheek Position

(a) To position the device with the vertical center line of the body of the device and the horizontal line crossing the center piece in a plane parallel to the sagittal plane of the phantom. While maintaining the device in this plane, align the vertical center line with the reference plane containing the three ear and mouth reference point (M: Mouth, RE: Right Ear, and LE: Left Ear) and align the center of the ear piece with the line RE-LE.

(b) To move the device towards the phantom with the ear piece aligned with the line LE-RE until the phone touched the ear. While maintaining the device in the reference plane and maintaining the phone contact with the ear, move the bottom of the phone until any point on the front side is in contact with the cheek of the phantom or until contact with the ear is lost.

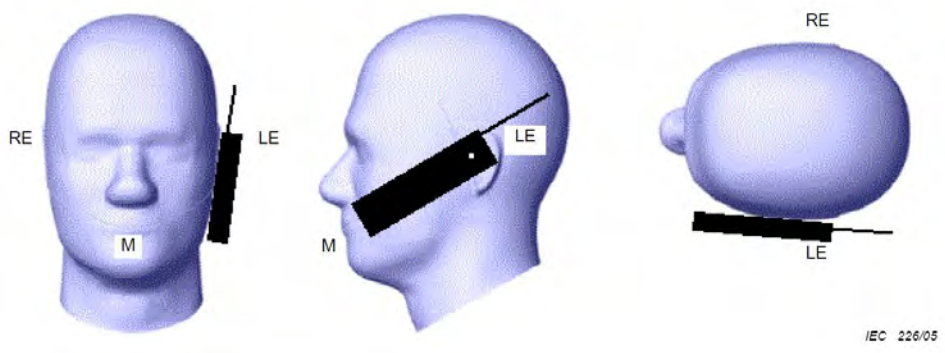

6.1.3 Tilted Position

(a) To position the device in the “cheek” position described above.

(b) While maintaining the device the reference plane described above and pivoting against the ear, moves it outward away from the mouth by an angle of 15 degrees or until contact with the ear is lost.

6.2 Body-Worn Position Conditions

Body-Worn accessory exposure is typically related to voice mode operations when handsets are carried in body-worn accessories. The body-worn accessory procedures in KDB 447498 are used to test for body-worn accessory SAR compliance, without a headset connected to it. This enables the test results for such configuration to be compatible with that required for hotspot mode when the body-worn accessory test separation distance is greater than or equal to that required for hotspot mode. When the reported SAR for a body-worn accessory.

Body-Worn accessories that do not contain metallic or conductive components may be tested according to worst-case exposure configurations, typically according to the smallest test separation distance required for the group of body-worn accessories with similar operating and exposure characteristics. All body-worn accessories containing metallic components are tested in conjunction with the host device.

Body-Worn accessory SAR compliance is based on a single minimum test separation distance for all wireless and operating modes applicable to each body-worn accessory used by the host, and according to the relevant voice and/or data mode transmissions and operations. If a body-worn accessory supports voice only operations in its normal and expected use conditions, testing of data mode for body-worn compliance is not required. A conservative minimum test separation distance for supporting off-the-shelf body-worn accessories that may be acquired by users of consumer handsets is used to test for body-worn accessory SAR compliance. This distance is determined by the handset manufacturer, according to the requirements of Supplement C 01-01. Devices that are designed to operate on the body of users using lanyards and straps, or without requiring additional body-worn accessories, will be tested using a conservative minimum test separation distance <= 5 mm to support compliance.

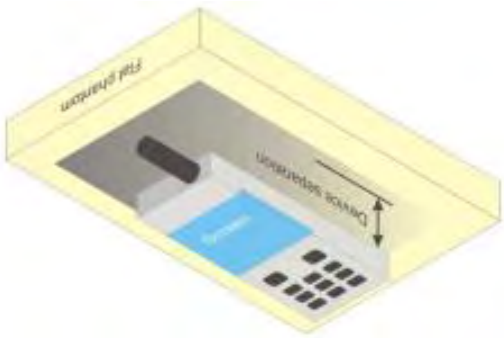

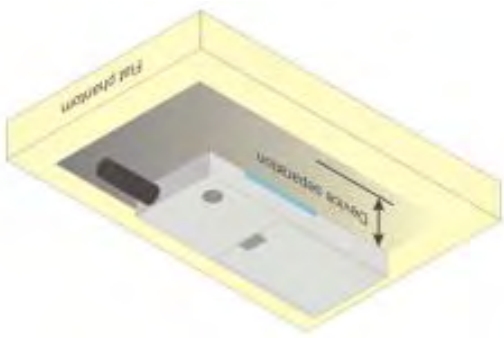

6.3 Hotspot Mode Exposure Position Conditions

For handsets that support hotspot mode operations, with wireless router capabilities and various web browsing functions, the relevant hand and body exposure conditions are tested according to the hotspot SAR procedures in KDB 941225. A test separation distance of 10 mm is required between the phantom and all surfaces and edges with a transmitting antenna located within 25 mm from that surface or edge. When the form factor of a handset is smaller than 9 cm x 5 cm, a test separation distance of 5 mm (instead of 10 mm) is required for testing hotspot mode. When the separation distance required for body-worn accessory testing is larger than or equal to that tested for hotspot mode, in the same wireless mode and for the same surface of the phone, the hotspot mode SAR data may be used to support body-worn accessory SAR compliance for that particular configuration (surface).

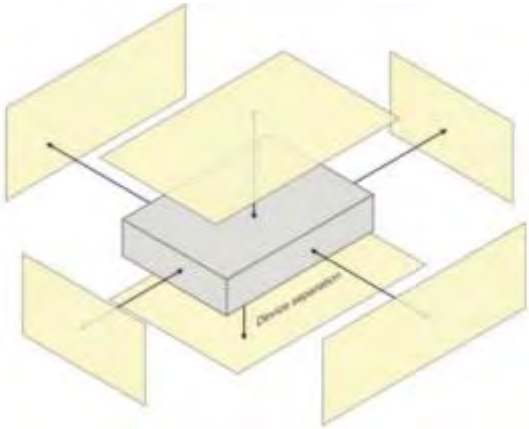

6.4 Product Specific 10g Exposure Consideration

According with FCC KDB 648474 D04, for smart phones with a display diagonal dimension > 15.0 cm or an overall diagonal dimension > 16.0 cm that provide similar mobile web access and multimedia support found in mini-tablets or UMPC mini-tablets that support voice calls next to the ear, unless it is confirmed otherwise through KDB inquiries, the following phablet procedures should be applied to evaluate SAR compliance for each applicable wireless modes and frequency band. Devices marketed as phablets, regardless of form factors and operating characteristics must be tested as a phablet to determine SAR compliance;

The UMPC mini-tablet procedures must also be applied to test the SAR of all surfaces and edges with an antenna located at ⩽ 25 mm from that surface or edge, in direct contact with a flat phantom, for 10-g extremity SAR according to the body-equivalent tissue dielectric parameters in KDB 865664 to address interactive hand use exposure conditions. The UMPC mini-tablet 1-g SAR at 5 mm is not required. When hotspot mode applies, 10-g extremity SAR is required only for the surfaces and edges with hotspot mode 1-g reported SAR > 1.2 W/kg.

7 MEASUREMENT PROCEDURE

7.1 Measurement Process Diagram

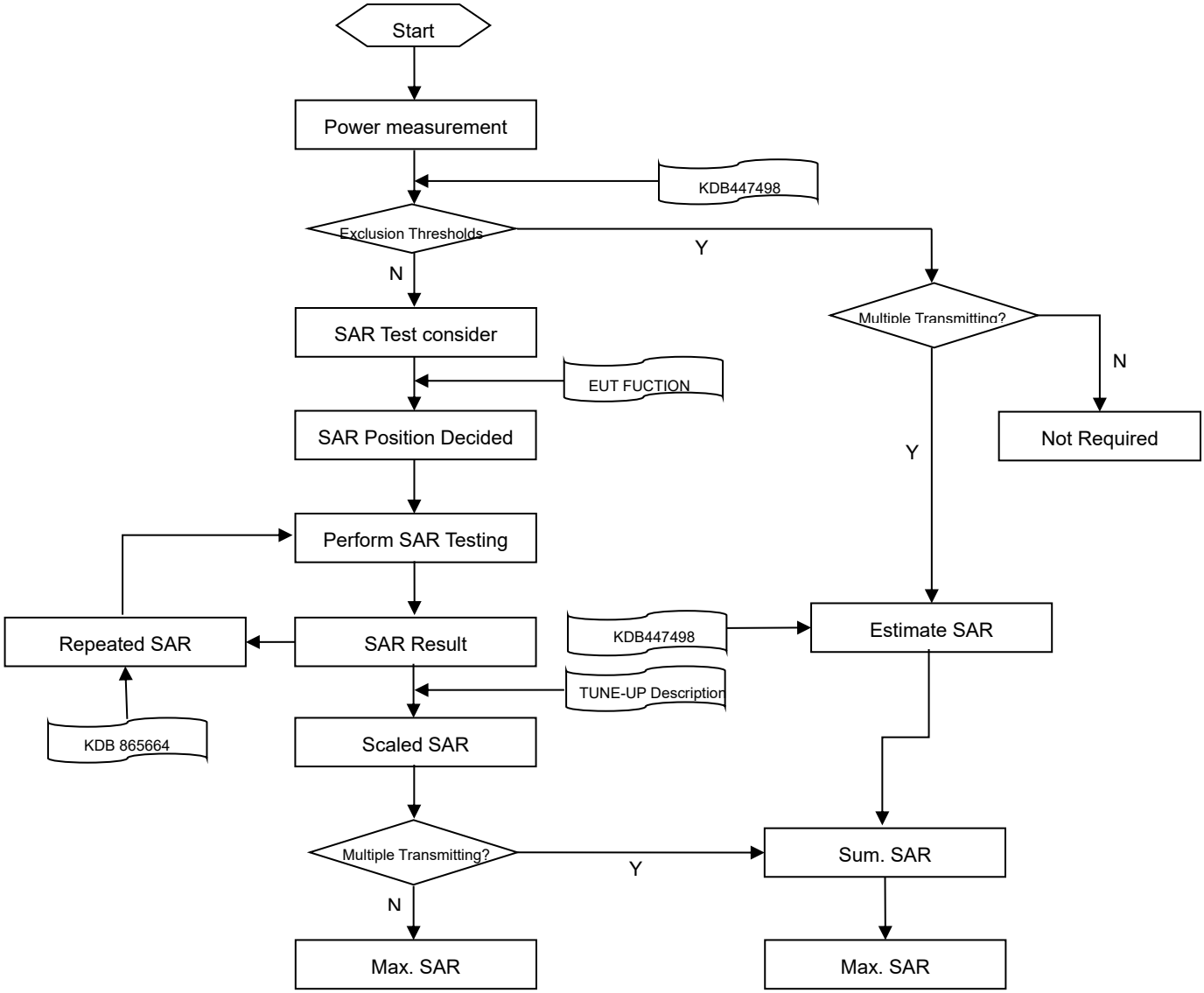

7.2 SAR Scan General Requirement

Probe boundary effect error compensation is required for measurements with the probe tip closer than half a probe tip diameter to the phantom surface. Boththe probe tip diameter and sensor offset distance must satisfy measurement protocols; to ensure probe boundary effect errors are minimized and the higher fields closest to the phantom surface can be correctly measured and extrapolated to the phantom surface for computing 1 g SAR. Tolerances of the post-processing algorithms must be verified by the test laboratory for the scan resolutions used in the SAR measurements, according to the reference distribution functions specified in IEEE Std 1528-2013.

<table>
<tr><th colspan="3"></th><th>≤3GHz</th><th>>3GHz</th></tr>
<tr><td colspan="3">Maximum distance from closest measurement point (geometric center of probe sensors) to phantom surface</td><td>5±1 mm</td><td>½·δ·ln(2)±0.5 mm</td></tr>
<tr><td colspan="3">Maximum probe angle from probe axis to phantom surface normal at the measurement location</td><td>30°±1°</td><td>20°±1°</td></tr>
<tr><td colspan="3" rowspan="2">Maximum area scan spatial resolution: Δx Area , Δy Area</td><td>≤ 2 GHz: ≤ 15 mm
2 – 3 GHz: ≤ 12 mm</td><td>3–4 GHz: ≤ 12 mm
4 – 6 GHz: ≤ 10 mm</td></tr>
<tr><td colspan="2">When the x or y dimension of the test device, in the measurement plane orientation, is smaller than the above, the measurement resolution must be ≤ the corresponding x or y dimension of the test device with at least one measurement point on the test device.</td></tr>
<tr><td colspan="3">Maximum zoom scan spatial resolution: Δx Zoom , Δy Zoom</td><td>≤ 2 GHz: ≤ 8 mm
2 –3 GHz: ≤ 5 mm*</td><td>3–4 GHz: ≤ 5 mm*
4 – 6 GHz: ≤ 4 mm*</td></tr>
<tr><td rowspan="6">Maximum zoom scan spatial resolution, normal to phantom surface</td><td colspan="2" rowspan="3">uniform grid: Δz Zoom (n)</td><td rowspan="3">≤ 5 mm</td><td>3–4 GHz: ≤ 4 mm</td></tr>
<tr><td>4–5 GHz: ≤ 3 mm</td></tr>
<tr><td>5–6 GHz: ≤ 2 mm</td></tr>
<tr><td rowspan="3">graded grid</td><td rowspan="2">Δz Zoom (1): between 1st two points closest to phantom surface</td><td rowspan="2">≤ 4 mm</td><td>3–4 GHz: ≤ 3 mm</td></tr>
<tr><td>4–5 GHz: ≤ 2.5 mm</td></tr>
<tr><td>Δz Zoom (1): between 1st two points closest to phantom surface</td><td>5–6 GHz: ≤ 2 mm</td></tr>
<tr><td>Δz Zoom (n>1): between subsequent points</td><td colspan="2">≤ 1.5·Δz Zoom (n-1)</td></tr>
<tr><td rowspan="3">Minimum zoom scan volume</td><td colspan="2" rowspan="3">x, y, z</td><td rowspan="3">≥30 mm</td><td>3–4 GHz: ≥ 28 mm</td></tr>
<tr><td>4–5 GHz: ≥ 25 mm</td></tr>
<tr><td>5–6 GHz: ≥ 22 mm</td></tr>
<tr><td colspan="5">Note:
1. δ is the penetration depth of a plane-wave at normal incidence to the tissue medium; see draft standard IEEE P1528-2011 for details.
2. * When zoom scan is required and the reported SAR from the area scan based 1 g SAR estimation procedures of KDB 447498 is ≤ 1.4 W/kg, ≤ 8 mm, ≤ 7 mm and ≤ 5 mm zoom scan resolution may be applied, respectively, for 2 GHz to 3GHz, 3 GHz to 4 GHz and 4 GHz to 6 GHz.</td></tr>
</table>

7.3 Measurement Procedure

The following steps are used for each test position

a. Establish a call with the maximum output power with a base station simulator. The connection between the mobile and the base station simulator is established via air interface
b. Measurement of the local E-field value at a fixed location. This value serves as a reference value for calculating a possible power drift.
c. Measurement of the SAR distribution with a grid of 8 to 16mm * 8 to16 mm and a constant distance to the inner surface of the phantom. Since the sensors cannot directly measure at the inner phantom surface, the values between the sensors and the inner phantom surface are extrapolated. With these values the area of the maximum SAR is calculated by an interpolation scheme.
d. Around this point, a cube of 30 * 30 * 30 mm or 32 * 32 *32 mm is assessed by measuring 5 or 8 * 5 or 8*4 or 5 mm. With these data, the peak spatial-average SAR value can be calculated.

7.4 Area & Zoom Scan Procedure

First Area Scan is used to locate the approximate location(s) of the local peak SAR value(s). The measurement grid within an Area Scan is defined by the grid extent, grid step size and grid offset. Next, in order to determine the EM field distribution in a three-dimensional spatial extension, Zoom Scan is required. The Zoom Scan is performed around the highest E-field value to determine the averaged SAR-distribution over 10 g. Area scan and zoom scan resolution setting follows KDB 865664 D01v01r04 quoted below.

When the 1 g SAR of the highest peak is within 2 dB of the SAR limit, additional zoom scans are required for other peaks within 2 dB of the highest peak that have not been included in any zoom scan to ensure there is no increase in SAR.

8 CONDUCTED RF OUPUT POWER

8.1 GSM

Please refer the document “BL-SZ2490568-AP.pdf”.

8.2 WCDMA

Please refer the document “BL-SZ2490568-AP.pdf”.

8.3 LTE

Please refer the document “BL-SZ2490568-AP.pdf”.

8.4 NR

Please refer the document “BL-SZ2490568-AP.pdf”.

8.5 WIFI

8.5.1 2.4G WIFI-Full Power-ANT2

Band (GHz)	Mode	Channel	Freq. (MHz)	Conducted Power (dBm)	Tune-up Limit (dBm)	SAR Test Require.
2.4 (2.4~2.4835)	802.11b	1	2412	18.86	19.00	No
		6	2437	18.79	19.00	No
		11	2462	**18.97**	19.00	Yes
	802.11g	1	2412	17.93	18.00	No
		6	2437	17.83	18.00	No
		11	2462	17.95	18.00	No
	802.11n(HT20)	1	2412	17.94	18.00	No
		6	2437	17.96	18.00	No
		11	2462	17.97	18.00	No
	802.11n(HT40)	3	2422	17.89	18.00	No
		6	2437	17.93	18.00	No
		9	2452	17.91	18.00	No
	802.11ax(HE20) (SU)	1	2412	17.84	18.00	No
		6	2437	17.93	18.00	No
		11	2462	17.85	18.00	No
	802.11ax(HE40) (SU)	3	2422	17.86	18.00	No
		6	2437	17.94	18.00	No
		9	2452	17.95	18.00	No
	802.11ax(HE20) (RU26)	1	2412	14.60	15.00	No
		6	2437	14.97	15.00	No
		11	2462	14.27	15.00	No
	802.11ax(HE40) (RU26)	3	2422	14.55	15.00	No
		6	2437	14.65	15.00	No
		9	2452	14.19	15.00	No

Note: When multiple channel bandwidth configurations in a frequency band have the same maximum tune-up output power, the test configuration is determined by applying the following steps sequentially.

1) The largest channel bandwidth configuration is selected between the multiple configurations in a frequency band with the same maximum tune-up output power.

2) When multiple transmission modes (802.11b/g/n) have the same maximum tune-up output power, largest channel bandwidth, lowest order modulation and lowest data rate, the lowest order 802.11 mode is selected; i.e., 802.11b is chosen over 802.11g, and 802.11g chosen over 802.11n.

3) According KDB 247228, when the highest reported SAR for DSSS is adjusted by the ratio of OFDM to DSSS specified maximum output power and the adjusted SAR is ≤ 1.2 W/kg, OFDM SAR test is not required.

Adjusted SAR = 0.330 * (63.10mW/79.43mW) = 0.262 W/Kg, so 2.4G OFDM SAR test is not required.

8.5.2 2.4G WIFI-Full Power-ANT3

Band (GHz)	Mode	Channel	Freq. (MHz)	Conducted Power (dBm)	Tune-up Limit (dBm)	SAR Test Require.
2.4 (2.4~2.4835)	802.11b	1	2412	18.62	19.00	No
		6	2437	18.51	19.00	No
		11	2462	**18.63**	19.00	Yes
	802.11g	1	2412	17.74	18.00	No
		6	2437	17.99	18.00	No
		11	2462	17.66	18.00	No
	802.11n(HT20)	1	2412	17.84	18.00	No
		6	2437	17.67	18.00	No
		11	2462	17.86	18.00	No
	802.11n(HT40)	3	2422	17.73	18.00	No
		6	2437	17.82	18.00	No
		9	2452	17.80	18.00	No
	802.11ax(HE20) (SU)	1	2412	17.52	18.00	No
		6	2437	17.81	18.00	No
		11	2462	17.99	18.00	No
	802.11ax(HE40) (SU)	3	2422	17.73	18.00	No
		6	2437	17.89	18.00	No
		9	2452	17.92	18.00	No
	802.11ax(HE20) (RU26)	1	2412	14.90	15.00	No
		6	2437	14.77	15.00	No
		11	2462	14.37	15.00	No
	802.11ax(HE40) (RU26)	3	2422	14.65	15.00	No
		6	2437	14.90	15.00	No
		9	2452	14.49	15.00	No

Note: When multiple channel bandwidth configurations in a frequency band have the same maximum tune-up output power, the test configuration is determined by applying the following steps sequentially.

1) The largest channel bandwidth configuration is selected between the multiple configurations in a frequency band with the same maximum tune-up output power.

2) When multiple transmission modes (802.11b/g/n) have the same maximum tune-up output power, largest channel bandwidth, lowest order modulation and lowest data rate, the lowest order 802.11 mode is selected; i.e., 802.11b is chosen over 802.11g, and 802.11g chosen over 802.11n.

3) According KDB 247228, when the highest reported SAR for DSSS is adjusted by the ratio of OFDM to DSSS specified maximum output power and the adjusted SAR is ≤ 1.2 W/kg, OFDM SAR test is not required.

Adjusted SAR = 0.169 * (63.10mW/79.43mW) = 0.134 W/Kg, so 2.4G OFDM SAR test is not required.

8.5.3 2.4G WIFI-Full Power-MIMO

Band (GHz)	Mode	Channel	Freq. (MHz)	Conducted Power (dBm)	Tune-up Limit (dBm)	SAR Test Require.
2.4 (2.4~2.4835)	802.11b	1	2412	17.70	18.00	No
		6	2437	17.86	18.00	No
		11	2462	**17.88**	18.00	Yes
	802.11g	1	2412	17.75	18.00	No
		6	2437	17.94	18.00	No
		11	2462	17.89	18.00	No
	802.11n(HT20)	1	2412	17.88	18.00	No
		6	2437	17.84	18.00	No
		11	2462	17.88	18.00	No
	802.11n(HT40)	3	2422	17.90	18.00	No
		6	2437	17.92	18.00	No
		9	2452	17.88	18.00	No
	802.11ax(HE20) (SU)	1	2412	17.80	18.00	No
		6	2437	17.82	18.00	No
		11	2462	17.84	18.00	No
	802.11ax(HE40) (SU)	3	2422	17.85	18.00	No
		6	2437	17.89	18.00	No
		9	2452	17.91	18.00	No
	802.11ax(HE20) (RU26)	1	2412	14.76	15.00	No
		6	2437	14.68	15.00	No
		11	2462	14.28	15.00	No
	802.11ax(HE40) (RU26)	3	2422	14.56	15.00	No
		6	2437	14.69	15.00	No
		9	2452	14.46	15.00	No

Note: When multiple channel bandwidth configurations in a frequency band have the same maximum tune-up output power, the test configuration is determined by applying the following steps sequentially.

1) The largest channel bandwidth configuration is selected between the multiple configurations in a frequency band with the same maximum tune-up output power.

2) When multiple transmission modes (802.11b/g/n) have the same maximum tune-up output power, largest channel bandwidth, lowest order modulation and lowest data rate, the lowest order 802.11 mode is selected; i.e., 802.11b is chosen over 802.11g, and 802.11g chosen over 802.11n.

3) According KDB 247228, when the highest reported SAR for DSSS is adjusted by the ratio of OFDM to DSSS specified maximum output power and the adjusted SAR is ≤ 1.2 W/kg, OFDM SAR test is not required.

Adjusted SAR = 0.174 * (63.10mW/63.10mW) = 0.174 W/Kg, so 2.4G OFDM SAR test is not required.

8.5.4 5G WIFI-Full Power-ANT2

Band (GHz)	Mode	Channel	Freq. (MHz)	Conducted Power (dBm)	Tune-up Limit (dBm)	SAR Test Require.
5.2 (5.15~5.25)	802.11a	36	5180	18.53	19.00	No
		44	5220	18.53	19.00	No
		48	5240	**18.92**	19.00	Yes
	802.11n(HT20)	36	5180	17.86	18.00	No
		44	5220	17.81	18.00	No
		48	5240	17.92	18.00	No
	802.11n(HT40)	38	5190	17.92	18.00	No
		46	5230	17.84	18.00	No
	802.11ac(VHT20)	36	5180	17.79	18.00	No
		44	5220	17.84	18.00	No
		48	5240	17.86	18.00	No
	802.11ac(VHT40)	38	5190	17.93	18.00	No
		46	5230	17.94	18.00	No
	802.11ac(VHT80)	42	5210	17.68	18.00	No
	802.11ac(VHT160)	50	5250	17.73	18.00	No
	802.11ax(HE20) (SU)	36	5180	17.84	18.00	No
		44	5220	17.86	18.00	No
		48	5240	17.85	18.00	No
	802.11ax(HE40) (SU)	38	5190	17.48	18.00	No
		46	5230	17.39	18.00	No
	802.11ax(HE80) (SU)	42	5210	17.92	18.00	No
	802.11ax(HE160) (SU)	50	5250	17.86	18.00	No
	802.11ax(HE20) (RU26)	36	5180	11.40	12.00	No
		44	5220	11.26	12.00	No
		48	5240	11.86	12.00	No
	802.11ax(HE40) (RU26)	38	5190	11.85	12.00	No
		46	5230	11.47	12.00	No
	802.11ax(HE80) (RU26)	42	5210	11.76	12.00	No
	802.11ax(HE160) (RU26)	50	5250	11.56	12.00	No
5.3 (5.25~5.35)	802.11a	52	5260	18.81	19.00	No
		60	5300	18.79	19.00	No
		64	5320	**18.93**	19.00	Yes
	802.11n(HT20)	52	5260	17.86	18.00	No

		60	5300	17.85	18.00	No
		64	5320	17.91	18.00	No
	802.11n(HT40)	54	5270	17.83	18.00	No
		62	5310	17.88	18.00	No
	802.11ac(VHT20)	52	5260	17.89	18.00	No
		60	5300	17.92	18.00	No
		64	5320	17.85	18.00	No
	802.11ac(VHT40)	54	5270	17.62	18.00	No
		62	5310	17.88	18.00	No
	802.11ac(VHT80)	58	5290	17.83	18.00	No
	802.11ax(HE20) (SU)	52	5260	17.85	18.00	No
		60	5300	17.93	18.00	No
		64	5320	17.86	18.00	No
	802.11ax(HE40) (SU)	54	5270	17.79	18.00	No
		62	5310	17.95	18.00	No
	802.11ax(HE80) (SU)	58	5290	17.78	18.00	No
	802.11ax(HE20) (RU26)	52	5260	11.73	12.00	No
		60	5300	11.58	12.00	No
		64	5320	11.26	12.00	No
	802.11ax(HE40) (RU26)	54	5270	11.43	12.00	No
		62	5310	11.83	12.00	No
	802.11ax(HE80) (RU26)	58	5290	11.65	12.00	No
5.6 (5.47~5.725)	802.11a	100	5500	**18.63**	19.00	Yes
		116	5580	18.38	19.00	No
		140	5700	17.46	19.00	No
	802.11n(HT20)	100	5500	17.93	18.00	No
		116	5580	17.86	18.00	No
		140	5700	17.84	18.00	No
	802.11n(HT40)	102	5510	17.78	18.00	No
		110	5550	17.81	18.00	No
		134	5670	17.86	18.00	No
	802.11ac(VHT20)	100	5500	17.89	18.00	No
		116	5580	17.91	18.00	No
		140	5700	17.87	18.00	No
	802.11ac(VHT40)	102	5510	17.94	18.00	No
		110	5550	17.91	18.00	No
		134	5670	17.85	18.00	No
	802.11ac(VHT80)	106	5530	17.91	18.00	No

		122	5610	17.88	18.00	No
	802.11ac(VHT160)	114	5570	17.89	18.00	No
	802.11ax(HE20) (SU)	100	5500	17.93	18.00	No
		116	5580	17.77	18.00	No
		140	5700	17.81	18.00	No
	802.11ax(HE40) (SU)	102	5510	17.74	18.00	No
		110	5550	17.53	18.00	No
		134	5670	17.67	18.00	No
	802.11ax(HE80) (SU)	106	5530	17.84	18.00	No
		122	5610	17.91	18.00	No
	802.11ax(HE160) (SU)	114	5570	17.90	18.00	No
	802.11ax(HE20) (RU26)	100	5500	11.37	12.00	No
		116	5580	11.23	12.00	No
		140	5700	11.22	12.00	No
	802.11ax(HE40) (RU26)	102	5510	11.87	12.00	No
		110	5550	11.54	12.00	No
		134	5670	11.57	12.00	No
	802.11ax(HE80) (RU26)	106	5530	11.56	12.00	No
		122	5610	11.48	12.00	No
	802.11ax(HE160) (RU26)	114	5570	11.08	12.00	No
5.8 (5.725~5.85)	802.11a	149	5745	15.84	16.00	No
		157	5785	15.58	16.00	No
		165	5825	**15.91**	16.00	Yes
	802.11n(HT20)	149	5745	14.79	15.00	No
		157	5785	14.56	15.00	No
		165	5825	14.81	15.00	No
	802.11n(HT40)	151	5755	14.61	15.00	No
		159	5795	14.72	15.00	No
	802.11ac(VHT20)	149	5745	14.61	15.00	No
		157	5785	14.65	15.00	No
		165	5825	14.81	15.00	No
	802.11ac(VHT40)	151	5755	14.88	15.00	No
		159	5795	14.76	15.00	No
	802.11ac(VHT80)	155	5775	14.81	15.00	No
	802.11ax(HE20) (SU)	149	5745	14.76	15.00	No
		157	5785	14.51	15.00	No
		165	5825	14.78	15.00	No
	802.11ax(HE40)	151	5755	14.50	15.00	No

	(SU)	159	5795	14.70	15.00	No
	802.11ax(HE80) (SU)	155	5775	14.78	15.00	No
	802.11ax(HE20) (RU26)	149	5745	11.65	12.00	No
		157	5785	11.57	12.00	No
		165	5825	11.46	12.00	No
	802.11ax(HE40) (RU26)	151	5755	11.22	12.00	No
		159	5795	11.63	12.00	No
	802.11ax(HE80) (RU26)	155	5775	11.64	12.00	No
Note: When the same maximum output power is specified for both bands, begin SAR measurement in U-NII-2A band by applying the OFDM SAR requirements. If the highest reported SAR for a test configuration is ≤ 1.2 W/kg, SAR is not required for U-NII-1 band for that configuration (802.11 mode and exposure condition); otherwise, each band is tested independently for SAR.						

8.5.5 5G WIFI-Full Power-ANT3

Band (GHz)	Mode	Channel	Freq. (MHz)	Conducted Power (dBm)	Tune-up Limit (dBm)	SAR Test Require.
5.2 (5.15~5.25)	802.11a	36	5180	**18.68**	19.00	Yes
		44	5220	18.67	19.00	No
		48	5240	18.67	19.00	No
	802.11n(HT20)	36	5180	17.37	18.00	No
		44	5220	17.27	18.00	No
		48	5240	17.29	18.00	No
	802.11n(HT40)	38	5190	17.71	18.00	No
		46	5230	17.61	18.00	No
	802.11ac(VHT20)	36	5180	17.88	18.00	No
		44	5220	17.32	18.00	No
		48	5240	17.29	18.00	No
	802.11ac(VHT40)	38	5190	17.66	18.00	No
		46	5230	17.62	18.00	No
	802.11ac(VHT80)	42	5210	17.87	18.00	No
	802.11ac(VHT160)	50	5250	17.84	18.00	No
	802.11ax(HE20) (SU)	36	5180	17.94	18.00	No
		44	5220	17.91	18.00	No
		48	5240	17.88	18.00	No
	802.11ax(HE40) (SU)	38	5190	17.72	18.00	No
		46	5230	17.64	18.00	No
	802.11ax(HE80) (SU)	42	5210	17.63	18.00	No
	802.11ax(HE160) (SU)	50	5250	17.92	18.00	No
	802.11ax(HE20) (RU26)	36	5180	11.40	12.00	No
		44	5220	11.46	12.00	No
		48	5240	11.76	12.00	No
	802.11ax(HE40) (RU26)	38	5190	11.65	12.00	No
		46	5230	11.77	12.00	No
	802.11ax(HE80) (RU26)	42	5210	11.66	12.00	No
	802.11ax(HE160) (RU26)	50	5250	11.56	12.00	No
5.3 (5.25~5.35)	802.11a	52	5260	**17.83**	19.00	Yes
		60	5300	17.65	19.00	No
		64	5320	17.68	19.00	No
	802.11n(HT20)	52	5260	17.47	18.00	No

		60	5300	17.39	18.00	No
		64	5320	17.40	18.00	No
	802.11n(HT40)	54	5270	17.82	18.00	No
		62	5310	17.64	18.00	No
	802.11ac(VHT20)	52	5260	17.89	18.00	No
		60	5300	17.55	18.00	No
		64	5320	17.59	18.00	No
	802.11ac(VHT40)	54	5270	17.71	18.00	No
		62	5310	17.66	18.00	No
	802.11ac(VHT80)	58	5290	17.88	18.00	No
	802.11ax(HE20) (SU)	52	5260	17.62	18.00	No
		60	5300	17.42	18.00	No
		64	5320	17.47	18.00	No
	802.11ax(HE40) (SU)	54	5270	17.33	18.00	No
		62	5310	17.21	18.00	No
	802.11ax(HE80) (SU)	58	5290	17.63	18.00	No
	802.11ax(HE20) (RU26)	52	5260	11.63	12.00	No
		60	5300	11.58	12.00	No
		64	5320	11.66	12.00	No
	802.11ax(HE40) (RU26)	54	5270	11.53	12.00	No
		62	5310	11.63	12.00	No
	802.11ax(HE80) (RU26)	58	5290	11.45	12.00	No
5.6 (5.47~5.725)	802.11a	100	5500	**18.99**	19.00	Yes
		116	5580	18.95	19.00	No
		140	5700	18.98	19.00	No
	802.11n(HT20)	100	5500	17.64	18.00	No
		116	5580	17.77	18.00	No
		140	5700	17.70	18.00	No
	802.11n(HT40)	102	5510	17.57	18.00	No
		110	5550	17.62	18.00	No
		134	5670	17.50	18.00	No
	802.11ac(VHT20)	100	5500	17.63	18.00	No
		116	5580	17.77	18.00	No
		140	5700	17.69	18.00	No
	802.11ac(VHT40)	102	5510	17.52	18.00	No
		110	5550	17.62	18.00	No
		134	5670	17.51	18.00	No
	802.11ac(VHT80)	106	5530	17.92	18.00	No

		122	5610	17.82	18.00	No
	802.11ac(VHT160)	114	5570	17.56	18.00	No
	802.11ax(HE20) (SU)	100	5500	17.83	18.00	No
		116	5580	17.98	18.00	No
		140	5700	17.89	18.00	No
	802.11ax(HE40) (SU)	102	5510	17.73	18.00	No
		110	5550	17.77	18.00	No
		134	5670	17.64	18.00	No
	802.11ax(HE80) (SU)	106	5530	17.79	18.00	No
		122	5610	17.67	18.00	No
	802.11ax(HE160) (SU)	114	5570	17.65	18.00	No
	802.11ax(HE20) (RU26)	100	5500	11.77	12.00	No
		116	5580	11.63	12.00	No
		140	5700	11.42	12.00	No
	802.11ax(HE40) (RU26)	102	5510	11.77	12.00	No
		110	5550	11.64	12.00	No
		134	5670	11.35	12.00	No
	802.11ax(HE80) (RU26)	106	5530	11.76	12.00	No
		122	5610	11.78	12.00	No
	802.11ax(HE160) (RU26)	114	5570	11.28	12.00	No
5.8 (5.725~5.85)	802.11a	149	5745	15.59	16.00	No
		157	5785	**15.81**	16.00	Yes
		165	5825	15.67	16.00	No
	802.11n(HT20)	149	5745	13.72	14.00	No
		157	5785	13.53	14.00	No
		165	5825	13.42	14.00	No
	802.11n(HT40)	151	5755	13.74	14.00	No
		159	5795	13.93	14.00	No
	802.11ac(VHT20)	149	5745	13.71	14.00	No
		157	5785	13.69	14.00	No
		165	5825	13.58	14.00	No
	802.11ac(VHT40)	151	5755	13.86	14.00	No
		159	5795	13.62	14.00	No
	802.11ac(VHT80)	155	5775	13.82	14.00	No
	802.11ax(HE20) (SU)	149	5745	13.60	14.00	No
		157	5785	13.98	14.00	No
		165	5825	13.83	14.00	No
	802.11ax(HE40)	151	5755	13.53	14.00	No

	(SU)	159	5795	13.77	14.00	No
	802.11ax(HE80) (SU)	155	5775	13.69	14.00	No
	802.11ax(HE20) (RU26)	149	5745	11.95	12.00	No
		157	5785	11.67	12.00	No
		165	5825	11.66	12.00	No
	802.11ax(HE40) (RU26)	151	5755	11.62	12.00	No
		159	5795	11.73	12.00	No
	802.11ax(HE80) (RU26)	155	5775	11.64	12.00	No
Note: When the same maximum output power is specified for both bands, begin SAR measurement in U-NII-2A band by applying the OFDM SAR requirements. If the highest reported SAR for a test configuration is ≤ 1.2 W/kg, SAR is not required for U-NII-1 band for that configuration (802.11 mode and exposure condition); otherwise, each band is tested independently for SAR.						

8.5.6 5G WIFI-Full Power-MIMO

Band (GHz)	Mode	Channel	Freq. (MHz)	Conducted Power (dBm)	Tune-up Limit (dBm)	SAR Test Require.
5.2 (5.15~5.25)	802.11a	36	5180	17.74	18.00	No
		44	5220	17.68	18.00	No
		48	5240	17.48	18.00	No
	802.11n(HT20)	36	5180	17.43	18.00	No
		44	5220	17.23	18.00	No
		48	5240	17.45	18.00	No
	802.11n(HT40)	38	5190	17.62	18.00	No
		46	5230	17.32	18.00	No
	802.11ac(VHT20)	36	5180	17.84	18.00	No
		44	5220	17.33	18.00	No
		48	5240	17.48	18.00	No
	802.11ac(VHT40)	38	5190	17.82	18.00	No
		46	5230	17.38	18.00	No
	802.11ac(VHT80)	42	5210	**17.78**	18.00	Yes
	802.11ac(VHT160)	50	5250	17.55	18.00	No
	802.11ax(HE20) (SU)	36	5180	17.75	18.00	No
		44	5220	17.67	18.00	No
		48	5240	17.94	18.00	No
	802.11ax(HE40) (SU)	38	5190	17.88	18.00	No
		46	5230	17.85	18.00	No
	802.11ax(HE80) (SU)	42	5210	17.69	18.00	No
	802.11ax(HE160) (SU)	50	5250	17.78	18.00	No
	802.11ax(HE20) (RU26)	36	5180	11.20	12.00	No
		44	5220	11.21	12.00	No
		48	5240	11.67	12.00	No
	802.11ax(HE40) (RU26)	38	5190	11.52	12.00	No
		46	5230	11.63	12.00	No
	802.11ax(HE80) (RU26)	42	5210	11.77	12.00	No
	802.11ax(HE160) (RU26)	50	5250	11.62	12.00	No
5.3 (5.25~5.35)	802.11a	52	5260	17.79	18.00	No
		60	5300	17.71	18.00	No
		64	5320	17.69	18.00	No
	802.11n(HT20)	52	5260	17.63	18.00	No

		60	5300	17.25	18.00	No
		64	5320	17.26	18.00	No
	802.11n(HT40)	54	5270	17.50	18.00	No
		62	5310	17.70	18.00	No
	802.11ac(VHT20)	52	5260	17.70	18.00	No
		60	5300	17.61	18.00	No
		64	5320	17.55	18.00	No
	802.11ac(VHT40)	54	5270	17.47	18.00	No
		62	5310	17.52	18.00	No
	802.11ac(VHT80)	58	5290	**17.42**	18.00	Yes
	802.11ax(HE20) (SU)	52	5260	17.78	18.00	No
		60	5300	17.38	18.00	No
		64	5320	17.38	18.00	No
	802.11ax(HE40) (SU)	54	5270	17.30	18.00	No
		62	5310	17.22	18.00	No
	802.11ax(HE80) (SU)	58	5290	17.44	18.00	No
	802.11ax(HE20) (RU26)	52	5260	11.54	12.00	No
		60	5300	11.24	12.00	No
		64	5320	11.27	12.00	No
	802.11ax(HE40) (RU26)	54	5270	11.64	12.00	No
		62	5310	11.50	12.00	No
	802.11ax(HE80) (RU26)	58	5290	11.06	12.00	No
5.6 (5.47~5.725)	802.11a	100	5500	17.58	18.00	No
		116	5580	17.61	18.00	No
		140	5700	17.63	18.00	No
	802.11n(HT20)	100	5500	17.55	18.00	No
		116	5580	17.68	18.00	No
		140	5700	17.67	18.00	No
	802.11n(HT40)	102	5510	17.68	18.00	No
		110	5550	17.58	18.00	No
		134	5670	17.16	18.00	No
	802.11ac(VHT20)	100	5500	17.55	18.00	No
		116	5580	17.68	18.00	No
		140	5700	17.45	18.00	No
	802.11ac(VHT40)	102	5510	17.28	18.00	No
		110	5550	17.63	18.00	No
		134	5670	17.43	18.00	No
	802.11ac(VHT80)	106	5530	17.55	18.00	No

		122	5610	17.93	18.00	No
	802.11ac(VHT160)	114	5570	**17.27**	18.00	Yes
	802.11ax(HE20) (SU)	100	5500	17.89	18.00	No
		116	5580	17.28	18.00	No
		140	5700	17.55	18.00	No
	802.11ax(HE40) (SU)	102	5510	17.74	18.00	No
		110	5550	17.73	18.00	No
		134	5670	17.65	18.00	No
	802.11ax(HE80) (SU)	106	5530	17.65	18.00	No
		122	5610	17.73	18.00	No
	802.11ax(HE160) (SU)	114	5570	17.71	18.00	No
	802.11ax(HE20) (RU26)	100	5500	11.53	12.00	No
		116	5580	11.74	12.00	No
		140	5700	11.08	12.00	No
	802.11ax(HE40) (RU26)	102	5510	11.43	12.00	No
		110	5550	11.80	12.00	No
		134	5670	11.21	12.00	No
	802.11ax(HE80) (RU26)	106	5530	11.73	12.00	No
		122	5610	11.59	12.00	No
	802.11ax(HE160) (RU26)	114	5570	11.04	12.00	No
5.8 (5.725~5.85)	802.11a	149	5745	14.50	15.00	No
		157	5785	14.82	15.00	No
		165	5825	14.78	15.00	No
	802.11n(HT20)	149	5745	14.78	15.00	No
		157	5785	14.19	15.00	No
		165	5825	14.43	15.00	No
	802.11n(HT40)	151	5755	14.70	15.00	No
		159	5795	14.71	15.00	No
	802.11ac(VHT20)	149	5745	14.37	15.00	No
		157	5785	14.45	15.00	No
		165	5825	14.49	15.00	No
	802.11ac(VHT40)	151	5755	14.67	15.00	No
		159	5795	14.58	15.00	No
	802.11ac(VHT80)	155	5775	**14.58**	15.00	Yes
	802.11ax(HE20) (SU)	149	5745	14.61	15.00	No
		157	5785	14.83	15.00	No
		165	5825	14.54	15.00	No
	802.11ax(HE40)	151	5755	14.59	15.00	No

	(SU)	159	5795	14.68	15.00	No
	802.11ax(HE80) (SU)	155	5775	14.65	15.00	No
	802.11ax(HE20) (RU26)	149	5745	11.91	12.00	No
		157	5785	11.63	12.00	No
		165	5825	11.37	12.00	No
	802.11ax(HE40) (RU26)	151	5755	11.33	12.00	No
		159	5795	11.54	12.00	No
	802.11ax(HE80) (RU26)	155	5775	11.70	12.00	No
Note: When the same maximum output power is specified for both bands, begin SAR measurement in U-NII-2A band by applying the OFDM SAR requirements. If the highest reported SAR for a test configuration is ≤ 1.2 W/kg, SAR is not required for U-NII-1 band for that configuration (802.11 mode and exposure condition); otherwise, each band is tested independently for SAR.						

8.6 Bluetooth

8.6.1 Bluetooth-Full Power-ANT2

Mode	GFSK			π/4-DQPSK		
Channel	0	39	78	0	39	78
Frequency (MHz)	2402	2441	2480	2402	2441	2480
Average Power (dBm)	6.91	8.87	**8.88**	4.14	5.99	6.46
Tune-Up Limit (dBm)	8.00	9.00	9.00	6.00	7.50	8.00
SAR Test Require	No	No	Yes	No	No	No
Mode	8-DPSK			/		
Channel	0	39	78	/	/	/
Frequency (MHz)	2402	2441	2480	/	/	/
Average Power (dBm)	4.05	5.92	6.45	/	/	/
Tune-Up Limit (dBm)	6.00	7.50	8.00	/	/	/
SAR Test Require	No	No	No	/	/	/
Mode	BLE-1Mbps			BLE-2Mbps		
Channel	0	19	39	1	19	38
Frequency (MHz)	2402	2440	2480	2404	2440	2478
Average Power (dBm)	6.99	7.89	7.48	6.84	7.98	7.89
Tune-Up Limit (dBm)	8.00	8.00	8.00	8.00	8.00	8.00
SAR Test Require	No	No	No	No	No	No
Note: Since bluetooth BR mode is the maximum output power mode, SAR measurements were performed with test software using DH5 modulation, and SAR measurement is not required for the EDR and LE. When the secondary mode is ⩽ ¼ dB higher than the primary mode.						

The Bluetooth duty cycle is 76.88% as following figure, according to 2016 Oct. TCB workshop for Bluetooth SAR scaling need further consideration and the maximum duty cycle is 100%, therefore the actual duty cycle will be scaled up to 100% for Bluetooth reported SAR calculation.

Duty Cycle

Bluetooth-GFSK

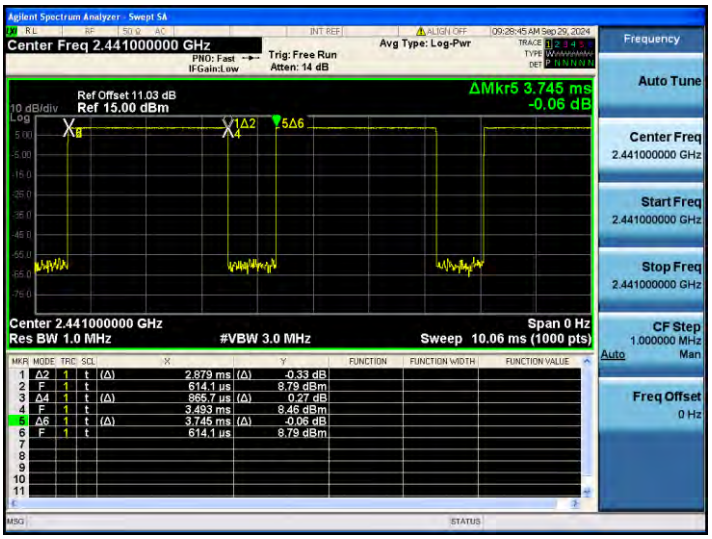

8.6.2 Bluetooth-Full Power-ANT3

Mode	GFSK			π/4-DQPSK		
Channel	0	39	78	0	39	78
Frequency (MHz)	2402	2441	2480	2402	2441	2480
Average Power (dBm)	7.08	**8.76**	8.36	4.82	6.64	6.86
Tune-Up Limit (dBm)	9.00	9.00	9.00	6.50	8.00	8.00
SAR Test Require	No	Yes	No	No	No	No
Mode	8-DPSK			/		
Channel	0	39	78	/	/	/
Frequency (MHz)	2402	2441	2480	/	/	/
Average Power (dBm)	4.78	6.65	6.78	/	/	/
Tune-Up Limit (dBm)	6.50	8.00	8.00	/	/	/
SAR Test Require	No	No	No	/	/	/
Mode	BLE-1Mbps			BLE-2Mbps		
Channel	0	19	39	1	19	38
Frequency (MHz)	2402	2440	2480	2404	2440	2478
Average Power (dBm)	7.40	8.98	8.69	7.33	8.94	8.67
Tune-Up Limit (dBm)	9.00	9.00	9.00	9.00	9.00	9.00
SAR Test Require	No	No	No	No	No	No
Note: Since bluetooth BR mode is the maximum output power mode, SAR measurements were performed with test software using DH5 modulation, and SAR measurement is not required for the EDR and LE. When the secondary mode is ≤ ¼ dB higher than the primary mode.						

The Bluetooth duty cycle is 76.88% as following figure, according to 2016 Oct. TCB workshop for Bluetooth SAR scaling need further consideration and the maximum duty cycle is 100%, therefore the actual duty cycle will be scaled up to 100% for Bluetooth reported SAR calculation.

Duty Cycle

Bluetooth-GFSK

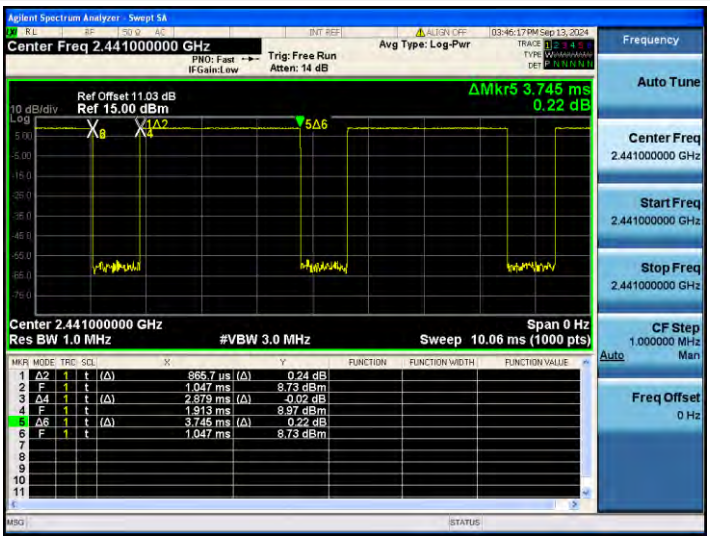

9 TEST EXCLUSION CONSIDERATION

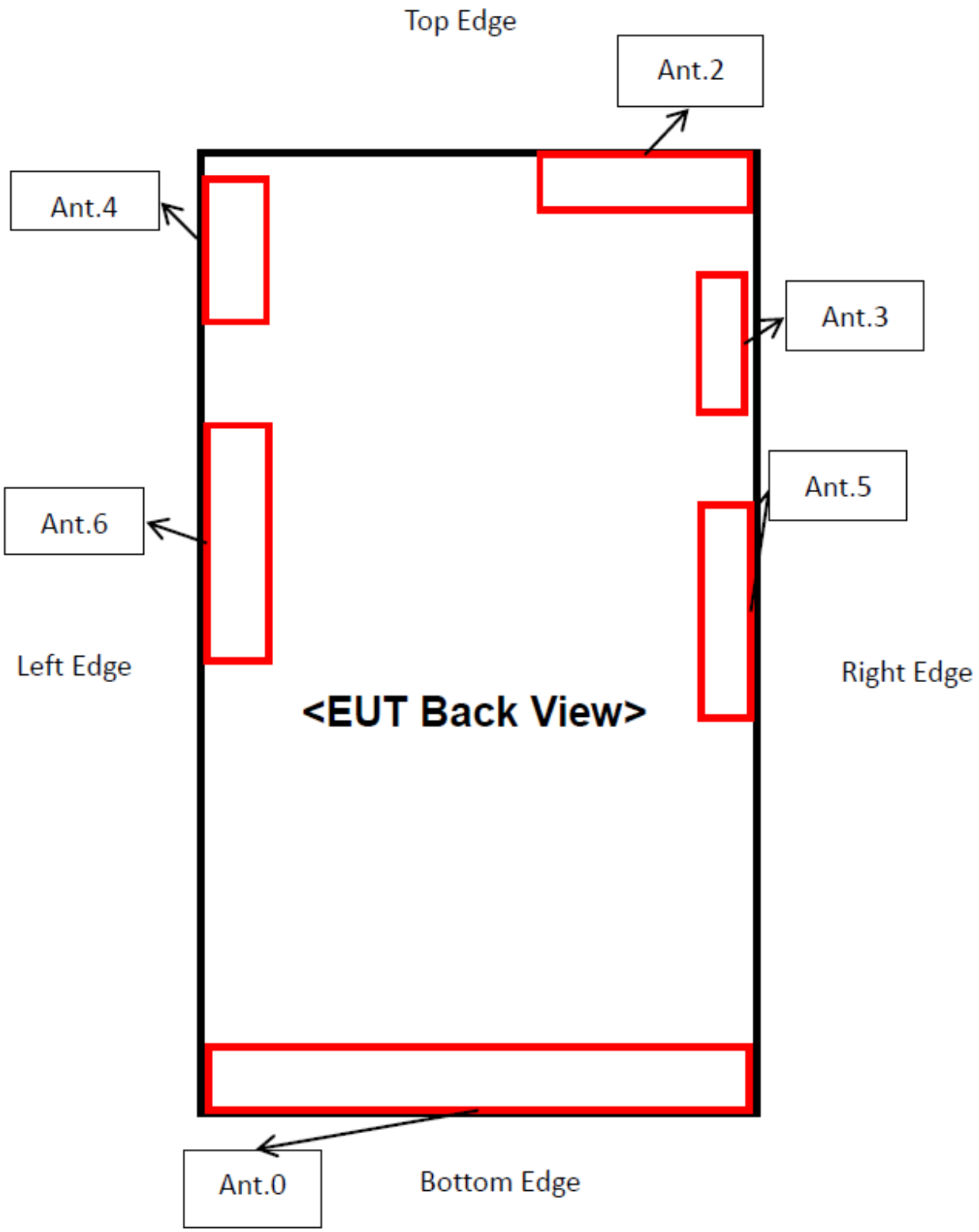

Antenna	Description	Support Bands
Antenna 0	2/3/4/5G TX Antenna	GSM 850/1900 WCDMA Band 2/4/5 LTE Band 2/4/5/12/13/17/25/26/66/71 NR n2/5/12/13/25/26/66/71
Antenna 2	WiFi 2.4G TX Antenna WiFi 5G TX Antenna Bluetooth TX Antenna	WiFi 2.4G WiFi 5G Bluetooth
Antenna 3	WiFi 2.4G TX Antenna WiFi 5G TX Antenna Bluetooth TX Antenna	WiFi 2.4G WiFi 5G Bluetooth
Antenna 4	5G TX Antenna	NR n77/78
Antenna 5	4/5G TX Antenna	LTE Band 2/4/7/66/38/41 NR n2/7/25/38/41
Antenna 6	4G TX Antenna	LTE Band 7/38/41

Antenna	Front Side (mm)	Back Side (mm)	Left Edge (mm)	Right Edge (mm)	Top Edge (mm)	Bottom Edge (mm)
Antenna 0	<25	<25	<25	<25	>25	<25
Antenna 2	<25	<25	>25	<25	<25	>25
Antenna 3	<25	<25	>25	<25	>25	>25
Antenna 4	<25	<25	<25	>25	<25	>25
Antenna 5	<25	<25	>25	<25	>25	>25
Antenna 6	<25	<25	<25	>25	>25	>25
Note: Per KDB 941225 DO6,When the overall length and width of a device is > 9 cm *5 cm, a test separation distance of 10 mm is required for hotspot mode SAR measurements and hotspot mode SAR is measured for all edges and surfaces of the device with a transmitting antenna located within 25 mm from that surface or edge.						

9.1 SAR Test Exclusion Consideration Table

According with FCC KDB 447498 D04, Appendix B, The SAR-based exemption formula applies for single fixed, mobile, and portable RF sources with available maximum time-averaged power or effective radiated power (ERP), whichever is greater, of less than or equal to the threshold Pth (mW), this Device SAR test configurations consider as following:

Antenna 0

Band	Mode	Max. Peak Power		Test Position Configurations					
		dBm	mW	Front Side	Back Side	Left Edge	Right Edge	Top Edge	Bottom Edge
GSM 850	Distance to User			<25mm	<25mm	<25mm	<25mm	>25mm	<25mm
	DATA	30.50	1122.02	Yes	Yes	Yes	Yes	No	Yes
GSM 1900	Distance to User			<25mm	<25mm	<25mm	<25mm	>25mm	<25mm
	DATA	31.00	1258.93	Yes	Yes	Yes	Yes	No	Yes
WCDMA Band 2	Distance to User			<25mm	<25mm	<25mm	<25mm	>25mm	<25mm
	RMC	23.50	223.87	Yes	Yes	Yes	Yes	No	Yes
WCDMA Band 4	Distance to User			<25mm	<25mm	<25mm	<25mm	>25mm	<25mm
	RMC	23.50	223.87	Yes	Yes	Yes	Yes	No	Yes
WCDMA Band 5	Distance to User			<25mm	<25mm	<25mm	<25mm	>25mm	<25mm
	RMC	23.50	223.87	Yes	Yes	Yes	Yes	No	Yes
LTE Band 2	Distance to User			<25mm	<25mm	<25mm	<25mm	>25mm	<25mm
	QPSK	24.00	251.19	Yes	Yes	Yes	Yes	No	Yes
LTE Band 4	Distance to User			<25mm	<25mm	<25mm	<25mm	>25mm	<25mm
	QPSK	24.00	251.19	Yes	Yes	Yes	Yes	No	Yes
LTE Band 5	Distance to User			<25mm	<25mm	<25mm	<25mm	>25mm	<25mm
	QPSK	24.00	251.19	Yes	Yes	Yes	Yes	No	Yes
LTE Band 12	Distance to User			<25mm	<25mm	<25mm	<25mm	>25mm	<25mm
	QPSK	24.00	251.19	Yes	Yes	Yes	Yes	No	Yes
LTE Band 13	Distance to User			<25mm	<25mm	<25mm	<25mm	>25mm	<25mm
	QPSK	24.00	251.19	Yes	Yes	Yes	Yes	No	Yes
LTE Band 17	Distance to User			<25mm	<25mm	<25mm	<25mm	>25mm	<25mm
	QPSK	24.00	251.19	Yes	Yes	Yes	Yes	No	Yes
LTE Band 25	Distance to User			<25mm	<25mm	<25mm	<25mm	>25mm	<25mm
	QPSK	24.00	251.19	Yes	Yes	Yes	Yes	No	Yes
LTE Band 26	Distance to User			<25mm	<25mm	<25mm	<25mm	>25mm	<25mm
	QPSK	24.00	251.19	Yes	Yes	Yes	Yes	No	Yes
LTE Band 66	Distance to User			<25mm	<25mm	<25mm	<25mm	>25mm	<25mm
	QPSK	24.00	251.19	Yes	Yes	Yes	Yes	No	Yes
LTE Band 71	Distance to User			<25mm	<25mm	<25mm	<25mm	>25mm	<25mm
	QPSK	24.00	251.19	Yes	Yes	Yes	Yes	No	Yes
NR n2	Distance to User			<25mm	<25mm	<25mm	<25mm	>25mm	<25mm

	DFT-s-OFDM BPSK	24.00	251.19	Yes	Yes	Yes	Yes	No	Yes
NR n5	Distance to User			<25mm	<25mm	<25mm	<25mm	>25mm	<25mm
	DFT-s-OFDM BPSK	24.00	251.19	Yes	Yes	Yes	Yes	No	Yes
NR n12	Distance to User			<25mm	<25mm	<25mm	<25mm	>25mm	<25mm
	DFT-s-OFDM BPSK	24.00	251.19	Yes	Yes	Yes	Yes	No	Yes
NR n13	Distance to User			<25mm	<25mm	<25mm	<25mm	>25mm	<25mm
	DFT-s-OFDM BPSK	24.00	251.19	Yes	Yes	Yes	Yes	No	Yes
NR n25	Distance to User			<25mm	<25mm	<25mm	<25mm	>25mm	<25mm
	DFT-s-OFDM BPSK	24.00	251.19	Yes	Yes	Yes	Yes	No	Yes
NR n26	Distance to User			<25mm	<25mm	<25mm	<25mm	>25mm	<25mm
	DFT-s-OFDM BPSK	24.00	251.19	Yes	Yes	Yes	Yes	No	Yes
NR n66	Distance to User			<25mm	<25mm	<25mm	<25mm	>25mm	<25mm
	DFT-s-OFDM BPSK	24.00	251.19	Yes	Yes	Yes	Yes	No	Yes
NR n71	Distance to User			<25mm	<25mm	<25mm	<25mm	>25mm	<25mm
	DFT-s-OFDM BPSK	25.50	354.81	Yes	Yes	Yes	Yes	No	Yes

Antenna 2

Band	Mode	Max. Peak Power		Test Position Configurations					
		dBm	mW	Front Side	Back Side	Left Edge	Right Edge	Top Edge	Bottom Edge
2.4G WIFI	Distance to User			<25mm	<25mm	>25mm	<25mm	<25mm	>25mm
	802.11b	19.00	79.43	Yes	Yes	No	Yes	Yes	No
	802.11g	18.00	63.10	No	No	No	No	No	No
	802.11n(HT20)	18.00	63.10	No	No	No	No	No	No
	802.11n(HT40)	18.00	63.10	No	No	No	No	No	No
	802.11ax(HE20)	18.00	63.10	No	No	No	No	No	No
	802.11ax(HE40)	18.00	63.10	No	No	No	No	No	No
5.2G WIFI	Distance to User			<25mm	<25mm	>25mm	<25mm	<25mm	>25mm
	802.11a	19.00	79.43	Yes	Yes	No	Yes	Yes	No
	802.11n(HT20)	18.00	63.10	No	No	No	No	No	No
	802.11n(HT40)	18.00	63.10	No	No	No	No	No	No
	802.11ac(VHT20)	18.00	63.10	No	No	No	No	No	No
	802.11ac(VHT40)	18.00	63.10	No	No	No	No	No	No
	802.11ac(VHT80)	18.00	63.10	No	No	No	No	No	No
	802.11ac(VHT160)	18.00	63.10	No	No	No	No	No	No
	802.11ax(HE20)	18.00	63.10	No	No	No	No	No	No
	802.11ax(HE40)	18.00	63.10	No	No	No	No	No	No
	802.11ax(HE80)	18.00	63.10	No	No	No	No	No	No
	802.11ax(HE160)	18.00	63.10	No	No	No	No	No	No
5.3G WIFI	Distance to User			<25mm	<25mm	>25mm	<25mm	<25mm	>25mm
	802.11a	19.00	79.43	Yes	Yes	No	Yes	Yes	No
	802.11n(HT20)	18.00	63.10	No	No	No	No	No	No

	802.11n(HT40)	18.00	63.10	No	No	No	No	No	No
	802.11ac(VHT20)	18.00	63.10	No	No	No	No	No	No
	802.11ac(VHT40)	18.00	63.10	No	No	No	No	No	No
	802.11ac(VHT80)	18.00	63.10	No	No	No	No	No	No
	802.11ax(HE20)	18.00	63.10	No	No	No	No	No	No
	802.11ax(HE40)	18.00	63.10	No	No	No	No	No	No
	802.11ax(HE80)	18.00	63.10	No	No	No	No	No	No
5.6G WIFI	Distance to User			<25mm	<25mm	>25mm	<25mm	<25mm	>25mm
	802.11a	19.00	79.43	Yes	Yes	No	Yes	Yes	No
	802.11n(HT20)	18.00	63.10	No	No	No	No	No	No
	802.11n(HT40)	18.00	63.10	No	No	No	No	No	No
	802.11ac(VHT20)	18.00	63.10	No	No	No	No	No	No
	802.11ac(VHT40)	18.00	63.10	No	No	No	No	No	No
	802.11ac(VHT80)	18.00	63.10	No	No	No	No	No	No
	802.11ac(VHT160)	18.00	63.10	No	No	No	No	No	No
	802.11ax(HE20)	18.00	63.10	No	No	No	No	No	No
	802.11ax(HE40)	18.00	63.10	No	No	No	No	No	No
	802.11ax(HE80)	18.00	63.10	No	No	No	No	No	No
	802.11ax(HE160)	18.00	63.10	No	No	No	No	No	No
5.8G WIFI	Distance to User			<25mm	<25mm	>25mm	<25mm	<25mm	>25mm
	802.11a	16.00	39.81	Yes	Yes	No	Yes	Yes	No
	802.11n(HT20)	15.00	31.62	No	No	No	No	No	No
	802.11n(HT40)	15.00	31.62	No	No	No	No	No	No
	802.11ac(VHT20)	15.00	31.62	No	No	No	No	No	No
	802.11ac(VHT40)	15.00	31.62	No	No	No	No	No	No
	802.11ac(VHT80)	15.00	31.62	No	No	No	No	No	No
	802.11ax(HE20)	15.00	31.62	No	No	No	No	No	No
	802.11ax(HE40)	15.00	31.62	No	No	No	No	No	No
	802.11ax(HE80)	15.00	31.62	No	No	No	No	No	No
Bluetooth	Distance to User			<25mm	<25mm	>25mm	<25mm	<25mm	>25mm
	BR+EDR	9.00	7.94	Yes	Yes	No	Yes	Yes	No
	BLE	8.00	6.31	No	No	No	No	No	No

Antenna 3

Band	Mode	Max. Peak Power		Test Position Configurations					
		dBm	mW	Front Side	Back Side	Left Edge	Right Edge	Top Edge	Bottom Edge
2.4G WIFI	Distance to User			<25mm	<25mm	>25mm	<25mm	>25mm	>25mm
	802.11b	19.00	79.43	Yes	Yes	No	Yes	No	No
	802.11g	18.00	63.10	No	No	No	No	No	No
	802.11n(HT20)	18.00	63.10	No	No	No	No	No	No
	802.11n(HT40)	18.00	63.10	No	No	No	No	No	No
	802.11ax(HE20)	18.00	63.10	No	No	No	No	No	No
	802.11ax(HE40)	18.00	63.10	No	No	No	No	No	No
5.2G WIFI	Distance to User			<25mm	<25mm	>25mm	<25mm	>25mm	>25mm
	802.11a	19.00	79.43	Yes	Yes	No	Yes	No	No
	802.11n(HT20)	18.00	63.10	No	No	No	No	No	No
	802.11n(HT40)	18.00	63.10	No	No	No	No	No	No
	802.11ac(VHT20)	18.00	63.10	No	No	No	No	No	No
	802.11ac(VHT40)	18.00	63.10	No	No	No	No	No	No
	802.11ac(VHT80)	18.00	63.10	No	No	No	No	No	No
	802.11ac(VHT160)	18.00	63.10	No	No	No	No	No	No
	802.11ax(HE20)	18.00	63.10	No	No	No	No	No	No
	802.11ax(HE40)	18.00	63.10	No	No	No	No	No	No
	802.11ax(HE80)	18.00	63.10	No	No	No	No	No	No
	802.11ax(HE160)	18.00	63.10	No	No	No	No	No	No
5.3G WIFI	Distance to User			<25mm	<25mm	>25mm	<25mm	>25mm	>25mm
	802.11a	19.00	79.43	Yes	Yes	No	Yes	No	No
	802.11n(HT20)	18.00	63.10	No	No	No	No	No	No
	802.11n(HT40)	18.00	63.10	No	No	No	No	No	No
	802.11ac(VHT20)	18.00	63.10	No	No	No	No	No	No
	802.11ac(VHT40)	18.00	63.10	No	No	No	No	No	No
	802.11ac(VHT80)	18.00	63.10	No	No	No	No	No	No
	802.11ax(HE20)	18.00	63.10	No	No	No	No	No	No
	802.11ax(HE40)	18.00	63.10	No	No	No	No	No	No
	802.11ax(HE80)	18.00	63.10	No	No	No	No	No	No
5.6G WIFI	Distance to User			<25mm	<25mm	>25mm	<25mm	>25mm	>25mm
	802.11a	19.00	79.43	Yes	Yes	No	Yes	No	No
	802.11n(HT20)	18.00	63.10	No	No	No	No	No	No
	802.11n(HT40)	18.00	63.10	No	No	No	No	No	No
	802.11ac(VHT20)	18.00	63.10	No	No	No	No	No	No
	802.11ac(VHT40)	18.00	63.10	No	No	No	No	No	No
	802.11ac(VHT80)	18.00	63.10	No	No	No	No	No	No
	802.11ac(VHT160)	18.00	63.10	No	No	No	No	No	No
	802.11ax(HE20)	18.00	63.10	No	No	No	No	No	No
	802.11ax(HE40)	18.00	63.10	No	No	No	No	No	No

	802.11ax(HE80)	18.00	63.10	No	No	No	No	No	No
	802.11ax(HE160)	18.00	63.10	No	No	No	No	No	No
5.8G WIFI	Distance to User			<25mm	<25mm	>25mm	<25mm	>25mm	>25mm
	802.11a	16.00	39.81	Yes	Yes	No	Yes	No	No
	802.11n(HT20)	14.00	25.12	No	No	No	No	No	No
	802.11n(HT40)	14.00	25.12	No	No	No	No	No	No
	802.11ac(VHT20)	14.00	25.12	No	No	No	No	No	No
	802.11ac(VHT40)	14.00	25.12	No	No	No	No	No	No
	802.11ac(VHT80)	14.00	25.12	No	No	No	No	No	No
	802.11ax(HE20)	14.00	25.12	No	No	No	No	No	No
	802.11ax(HE40)	14.00	25.12	No	No	No	No	No	No
	802.11ax(HE80)	14.00	25.12	No	No	No	No	No	No
Bluetooth	Distance to User			<25mm	<25mm	>25mm	<25mm	>25mm	>25mm
	BR+EDR	9.00	7.94	Yes	Yes	No	Yes	No	No
	BLE	9.00	7.94	No	No	No	No	No	No

Antenna 4

Band	Mode	Max. Peak Power		Test Position Configurations					
		dBm	mW	Front Side	Back Side	Left Edge	Right Edge	Top Edge	Bottom Edge
NR n77	Distance to User			<25mm	<25mm	<25mm	>25mm	<25mm	>25mm
	DFT-s-OFDM BPSK	27.00	501.19	Yes	Yes	Yes	No	Yes	No
NR n78	Distance to User			<25mm	<25mm	<25mm	>25mm	<25mm	>25mm
	DFT-s-OFDM BPSK	27.00	501.19	Yes	Yes	Yes	No	Yes	No

Antenna 5

Band	Mode	Max. Peak Power		Test Position Configurations					
		dBm	mW	Front Side	Back Side	Left Edge	Right Edge	Top Edge	Bottom Edge
LTE Band 2	Distance to User			<25mm	<25mm	>25mm	<25mm	>25mm	>25mm
	QPSK	21.00	125.89	Yes	Yes	No	Yes	No	No
LTE Band 4	Distance to User			<25mm	<25mm	>25mm	<25mm	>25mm	>25mm
	QPSK	21.00	125.89	Yes	Yes	No	Yes	No	No
LTE Band 7	Distance to User			<25mm	<25mm	>25mm	<25mm	>25mm	>25mm
	QPSK	24.00	251.19	Yes	Yes	No	Yes	No	No
LTE Band 66	Distance to User			<25mm	<25mm	>25mm	<25mm	>25mm	>25mm
	QPSK	21.00	125.89	Yes	Yes	No	Yes	No	No
LTE Band 38	Distance to User			<25mm	<25mm	>25mm	<25mm	>25mm	>25mm
	QPSK	24.00	251.19	Yes	Yes	No	Yes	No	No
LTE Band 41	Distance to User			<25mm	<25mm	>25mm	<25mm	>25mm	>25mm
	QPSK	23.00	199.53	Yes	Yes	No	Yes	No	No

NR n2	Distance to User			<25mm	<25mm	>25mm	<25mm	>25mm	>25mm
	DFT-s-OFDM BPSK	21.00	125.89	Yes	Yes	No	Yes	No	No
NR n7	Distance to User			<25mm	<25mm	>25mm	<25mm	>25mm	>25mm
	DFT-s-OFDM BPSK	25.50	354.81	Yes	Yes	No	Yes	No	No
NR n25	Distance to User			<25mm	<25mm	>25mm	<25mm	>25mm	>25mm
	DFT-s-OFDM BPSK	21.00	125.89	Yes	Yes	No	Yes	No	No
NR n38	Distance to User			<25mm	<25mm	>25mm	<25mm	>25mm	>25mm
	DFT-s-OFDM BPSK	25.00	316.23	Yes	Yes	No	Yes	No	No
NR n41	Distance to User			<25mm	<25mm	>25mm	<25mm	>25mm	>25mm
	DFT-s-OFDM BPSK	27.00	501.19	Yes	Yes	No	Yes	No	No

Antenna 6

Band	Mode	Max. Peak Power		Test Position Configurations					
		dBm	mW	Front Side	Back Side	Left Edge	Right Edge	Top Edge	Bottom Edge
LTE Band 7	Distance to User			<25mm	<25mm	<25mm	>25mm	>25mm	>25mm
	QPSK	24.00	251.19	Yes	Yes	Yes	No	No	No
LTE Band 38	Distance to User			<25mm	<25mm	<25mm	>25mm	>25mm	>25mm
	QPSK	24.00	251.19	Yes	Yes	Yes	No	No	No
LTE Band 41	Distance to User			<25mm	<25mm	<25mm	>25mm	>25mm	>25mm
	QPSK	24.00	251.19	Yes	Yes	Yes	No	No	No

Note:

1. Maximum power is the source-based time-average power and represents the maximum RF output power including tune-up tolerance among production units
2. Per KDB 447498 D04, for larger devices, the test separation distance of adjacent edge configuration is determined by the closest separation between the antenna and the user.
3. Per KDB 447498 D04, standalone SAR test exclusion threshold is applied; If the distance of the antenna to the user is < 5mm, 5mm is used to determine SAR exclusion threshold
4. Per KDB 447498 D04, for separation distances from 0.5 cm to 40 cm and at frequencies from 0.3 GHz to 6 GHz (inclusive), the threshold Pth (mW) is given by Following:

$$P_{th}(mW) = \begin{cases} ERP_{20cm}(d/20cm)^x & d \le 20cm \\ ERP_{20cm} & 20cm < d \le 40cm \end{cases}$$

where

$$x = -log_{10}\left(\frac{60}{ERP_{20cm}\sqrt{f}}\right)$$

   a. f(GHz) is the RF channel transmit frequency in GHz
   b. d is the separation distance (cm), The result is rounded to one decimal place for comparison
   c. ERP_{20cm} are determined by:

$$ERP_{20cm}(mW) = f(x) = \begin{cases} 2040f & 0.3GHz \le f < 1.5GHz \\ 3060 & 1.5GHz \le f \le 6GHz \end{cases}$$

5. Per KDB 941225 D01, RMC 12.2kbps setting is used to evaluate SAR. If HSDPA /HSUPA /DC-HSDPA output power is < 0.25dB higher than RMC12.2Kbps, or reported SAR with RMC 12.2kbps setting is ≤ 1.2W/kg, HSDPA/HSUPA/DC-HSDPA SAR evaluation can be excluded.
6. Per KDB 248227 D01, choose the highest output power channel to test SAR and determine further SAR exclusion.8. For each frequency band, testing at higher data rates and higher order modulations is not required when the maximum average output power for each of these configurations is less than 1/4dB higher than those measured at the lowest data rate
7. Per KDB 248227 D01 SAR is not required for the following 2.4 GHz OFDM conditions.
   a. When KDB Publication 447498 D04 SAR test exclusion applies to the OFDM configuration.
   b. When the highest reported SAR for DSSS is adjusted by the ratio of OFDM to DSSS specified maximum output power and the adjusted SAR is ≤ 1.2 W/kg.
8. Per KDB 248227 D01 SAR is not required for the following U-NII-1 and U-NII-2A bands conditions.
   a. When the same maximum output power is specified for both bands, begin SAR measurement in U-NII-2A band by applying the OFDM SAR requirements. If the highest reported SAR for a test configuration is ≤ 1.2 W/kg, SAR is not required for U-NII-1 band for that configuration (802.11 mode and exposure condition); otherwise, each band is tested independently for SAR.
   b. When different maximum output power is specified for the bands, begin SAR measurement in the band with higher specified maximum output power. The highest reported SAR for the tested configuration is adjusted by the ratio of lower to higher specified maximum output power for the two bands. When the adjusted SAR is ≤ 1.2 W/kg, SAR is not required for the band with lower maximum output power in that test configuration; otherwise, each band is tested independently for SAR.

10 TEST RESULT

10.1 GSM 850

Antenna	Mode	Position	Dist. (mm)	Ch.	Freq. (MHz)	Power Drift (dB)	1g Meas SAR (W/kg)	Meas. Power (dBm)	Max. tune-power (dBm)	Scaling Factor	1g Scaled SAR (W/kg)	Meas. No.
Head												
Ant.0	DATA 4slots	Left Cheek	0	190	836.6	-0.13	0.245	29.76	30.50	1.186	**0.291**	1#
		Left Tilt	0	190	836.6	-0.02	0.119	29.76	30.50	1.186	0.141	/
		Right Cheek	0	190	836.6	-0.08	0.178	29.76	30.50	1.186	0.211	/
		Right Tilt	0	190	836.6	0.07	0.120	29.76	30.50	1.186	0.142	/
Body-Worn&Hotspot												
Ant.0	DATA 4slots	Front Side	10	190	836.6	-0.06	0.154	29.76	30.50	1.186	0.183	/
		Back Side	10	190	836.6	-0.14	0.389	29.76	30.50	1.186	**0.461**	2#
		Left Edge	10	190	836.6	-0.09	0.137	29.76	30.50	1.186	0.162	/
		Right Edge	10	190	836.6	0.05	0.149	29.76	30.50	1.186	0.177	/
		Bottom Edge	10	190	836.6	0.12	0.140	29.76	30.50	1.186	0.166	/
Note: Refer to ANNEX C for the detailed test data for each test configuration.												

Antenna	Mode	Position	Dist. (mm)	Ch.	Freq. (MHz)	Power Drift (dB)	10g Meas SAR (W/kg)	Meas. Power (dBm)	Max. tune-power (dBm)	Scaling Factor	10g Scaled SAR (W/kg)	Meas. No.
Extremity												
Ant.0	DATA 4slots	Front Side	0	190	836.6	-0.06	0.651	29.76	30.50	1.186	0.772	/
		Back Side	0	190	836.6	-0.07	1.670	29.76	30.50	1.186	**1.981**	3#
		Left Edge	0	190	836.6	0.11	0.568	29.76	30.50	1.186	0.674	/
		Right Edge	0	190	836.6	0.02	0.624	29.76	30.50	1.186	0.740	/
		Bottom Edge	0	190	836.6	-0.06	0.582	29.76	30.50	1.186	0.690	/
Note: Refer to ANNEX C for the detailed test data for each test configuration.												

10.2 GSM 1900

Antenna	Mode	Position	Dist. (mm)	Ch.	Freq. (MHz)	Power Drift (dB)	1g Meas SAR (W/kg)	Meas. Power (dBm)	Max. tune-power (dBm)	Scaling Factor	1g Scaled SAR (W/kg)	Meas. No.
Head												
Ant.0	DATA 2slots	Left Cheek	0	661	1880	0.18	0.043	30.34	31.00	1.164	**0.050**	4#
		Left Tilt	0	661	1880	-0.11	0.013	30.34	31.00	1.164	0.015	/
		Right Cheek	0	661	1880	-0.07	0.035	30.34	31.00	1.164	0.041	/
		Right Tilt	0	661	1880	0.08	0.010	30.34	31.00	1.164	0.012	/
Body-Worn&Hotspot												
Ant.0	DATA 2slots	Front Side	10	661	1880	-0.02	0.030	30.34	31.00	1.164	0.035	/
		Back Side	10	661	1880	-0.01	0.408	30.34	31.00	1.164	**0.475**	5#
		Left Edge	10	661	1880	-0.08	0.049	30.34	31.00	1.164	0.057	/
		Right Edge	10	661	1880	-0.07	0.012	30.34	31.00	1.164	0.014	/
		Bottom Edge	10	661	1880	-0.02	0.214	30.34	31.00	1.164	0.249	/
Note: Refer to ANNEX C for the detailed test data for each test configuration.												

Antenna	Mode	Position	Dist. (mm)	Ch.	Freq. (MHz)	Power Drift (dB)	10g Meas SAR (W/kg)	Meas. Power (dBm)	Max. tune-power (dBm)	Scaling Factor	10g Scaled SAR (W/kg)	Meas. No.
Extremity												
Ant.0	DATA 2slots	Front Side	0	661	1880	-0.07	0.109	30.34	31.00	1.164	0.127	/
		Back Side	0	661	1880	0.00	1.000	30.34	31.00	1.164	**1.164**	6#
		Left Edge	0	661	1880	-0.14	0.221	30.34	31.00	1.164	0.257	/
		Right Edge	0	661	1880	-0.04	0.050	30.34	31.00	1.164	0.058	/
		Bottom Edge	0	661	1880	-0.15	0.668	30.34	31.00	1.164	0.778	/
Note: Refer to ANNEX C for the detailed test data for each test configuration.												

10.3 WCDMA Band 2

Antenna	Mode	Position	Dist. (mm)	Ch.	Freq. (MHz)	Power Drift (dB)	1g Meas SAR (W/kg)	Meas. Power (dBm)	Max. tune-power (dBm)	Scaling Factor	1g Scaled SAR (W/kg)	Meas. No.
Head												
Ant.0	RMC	Left Cheek	0	9538	1907.6	0.15	0.036	22.43	23.50	1.279	**0.046**	7#
		Left Tilt	0	9538	1907.6	-0.09	0.012	22.43	23.50	1.279	0.015	/
		Right Cheek	0	9538	1907.6	-0.09	0.030	22.43	23.50	1.279	0.038	/
		Right Tilt	0	9538	1907.6	-0.15	0.009	22.43	23.50	1.279	0.012	/
Body-Worn&Hotspot												
Ant.0	RMC	Front Side	10	9538	1907.6	-0.11	0.029	22.43	23.50	1.279	0.037	/
		Back Side	10	9538	1907.6	-0.05	0.358	22.43	23.50	1.279	**0.458**	8#
		Left Edge	10	9538	1907.6	-0.02	0.058	22.43	23.50	1.279	0.074	/
		Right Edge	10	9538	1907.6	-0.08	0.013	22.43	23.50	1.279	0.017	/
		Bottom Edge	10	9538	1907.6	0.11	0.202	22.43	23.50	1.279	0.258	/
Note: Refer to ANNEX C for the detailed test data for each test configuration.												

Antenna	Mode	Position	Dist. (mm)	Ch.	Freq. (MHz)	Power Drift (dB)	10g Meas SAR (W/kg)	Meas. Power (dBm)	Max. tune-power (dBm)	Scaling Factor	10g Scaled SAR (W/kg)	Meas. No.
Extremity												
Ant.0	RMC	Front Side	0	9538	1907.6	-0.03	0.071	22.43	23.50	1.279	0.091	/
		Back Side	0	9538	1907.6	-0.03	0.851	22.43	23.50	1.279	**1.088**	9#
		Left Edge	0	9538	1907.6	-0.13	0.143	22.43	23.50	1.279	0.183	/
		Right Edge	0	9538	1907.6	-0.12	0.033	22.43	23.50	1.279	0.042	/
		Bottom Edge	0	9538	1907.6	-0.12	0.634	22.43	23.50	1.279	0.811	/
Note: Refer to ANNEX C for the detailed test data for each test configuration.												

10.4WCDMA Band 4

Antenna	Mode	Position	Dist. (mm)	Ch.	Freq. (MHz)	Power Drift (dB)	1g Meas SAR (W/kg)	Meas. Power (dBm)	Max. tune-power (dBm)	Scaling Factor	1g Scaled SAR (W/kg)	Meas. No.
Head												
Ant.0	RMC	Left Cheek	0	1412	1732.4	0.18	0.088	22.39	23.50	1.291	**0.114**	10#
		Left Tilt	0	1412	1732.4	-0.05	0.024	22.39	23.50	1.291	0.031	/
		Right Cheek	0	1412	1732.4	-0.10	0.036	22.39	23.50	1.291	0.046	/
		Right Tilt	0	1412	1732.4	0.12	0.015	22.39	23.50	1.291	0.019	/
Body-Worn&Hotspot												
Ant.0	RMC	Front Side	10	1412	1732.4	-0.14	0.153	22.39	23.50	1.291	0.198	/
		Back Side	10	1412	1732.4	0.10	0.297	22.39	23.50	1.291	**0.383**	11#
		Left Edge	10	1412	1732.4	-0.03	0.133	22.39	23.50	1.291	0.172	/
		Right Edge	10	1412	1732.4	-0.11	0.078	22.39	23.50	1.291	0.101	/
		Bottom Edge	10	1412	1732.4	0.11	0.229	22.39	23.50	1.291	0.296	/
Note: Refer to ANNEX C for the detailed test data for each test configuration.												

Antenna	Mode	Position	Dist. (mm)	Ch.	Freq. (MHz)	Power Drift (dB)	10g Meas SAR (W/kg)	Meas. Power (dBm)	Max. tune-power (dBm)	Scaling Factor	10g Scaled SAR (W/kg)	Meas. No.
Extremity												
Ant.0	RMC	Front Side	0	1412	1732.4	0.10	0.252	22.39	23.50	1.291	0.325	/
		Back Side	0	1412	1732.4	0.00	0.780	22.39	23.50	1.291	1.007	/
		Left Edge	0	1412	1732.4	0.09	0.390	22.39	23.50	1.291	0.503	/
		Right Edge	0	1412	1732.4	0.11	0.122	22.39	23.50	1.291	0.158	/
		Bottom Edge	0	1412	1732.4	0.02	0.947	22.39	23.50	1.291	**1.223**	12#
Note: Refer to ANNEX C for the detailed test data for each test configuration.												

10.5WCDMA Band 5

Antenna	Mode	Position	Dist. (mm)	Ch.	Freq. (MHz)	Power Drift (dB)	1g Meas SAR (W/kg)	Meas. Power (dBm)	Max. tune-power (dBm)	Scaling Factor	1g Scaled SAR (W/kg)	Meas. No.
Head												
Ant.0	RMC	Left Cheek	0	4182	836.4	0.14	0.077	22.48	23.50	1.265	**0.097**	13#
		Left Tilt	0	4182	836.4	0.10	0.026	22.48	23.50	1.265	0.033	/
		Right Cheek	0	4182	836.4	-0.13	0.041	22.48	23.50	1.265	0.052	/
		Right Tilt	0	4182	836.4	-0.06	0.018	22.48	23.50	1.265	0.023	/
Body-Worn&Hotspot												
Ant.0	RMC	Front Side	10	4182	836.4	-0.12	0.048	22.48	23.50	1.265	0.061	/
		Back Side	10	4182	836.4	0.09	0.146	22.48	23.50	1.265	**0.185**	14#
		Left Edge	10	4182	836.4	0.03	0.044	22.48	23.50	1.265	0.056	/
		Right Edge	10	4182	836.4	0.03	0.045	22.48	23.50	1.265	0.057	/
		Bottom Edge	10	4182	836.4	0.03	0.058	22.48	23.50	1.265	0.073	/
Note: Refer to ANNEX C for the detailed test data for each test configuration.												

Antenna	Mode	Position	Dist. (mm)	Ch.	Freq. (MHz)	Power Drift (dB)	10g Meas SAR (W/kg)	Meas. Power (dBm)	Max. tune-power (dBm)	Scaling Factor	10g Scaled SAR (W/kg)	Meas. No.
Extremity												
Ant.0	RMC	Front Side	0	4182	836.4	-0.06	0.195	22.48	23.50	1.265	0.247	/
		Back Side	0	4182	836.4	-0.03	0.609	22.48	23.50	1.265	**0.770**	15#
		Left Edge	0	4182	836.4	0.12	0.182	22.48	23.50	1.265	0.230	/
		Right Edge	0	4182	836.4	-0.12	0.185	22.48	23.50	1.265	0.234	/
		Bottom Edge	0	4182	836.4	-0.10	0.239	22.48	23.50	1.265	0.302	/
Note: Refer to ANNEX C for the detailed test data for each test configuration.												

10.6 LTE Band 2 (20MHz Bandwidth)

Antenna	Mode	Position	Dist. (mm)	Ch.	Freq. (MHz)	RB Num.	RB Start	Power Drift (dB)	1g Meas SAR (W/kg)	Meas. Power (dBm)	Max. tune-power (dBm)	Scaling Factor	1g Scaled SAR (W/kg)	Meas. No.
Head														
Ant.0	QPSK	Left Cheek	0	19100	1900	1	Mid	-0.03	0.032	22.93	24.00	1.279	0.041	/
		Left Tilt	0	19100	1900	1	Mid	0.12	0.015	22.93	24.00	1.279	0.019	/
		Right Cheek	0	19100	1900	1	Mid	0.03	0.021	22.93	24.00	1.279	0.027	/
		Right Tilt	0	19100	1900	1	Mid	0.01	0.013	22.93	24.00	1.279	0.017	/
		Left Cheek	0	18900	1880	50	Mid	0.10	0.026	22.47	23.00	1.130	0.029	/
		Left Tilt	0	18900	1880	50	Mid	-0.07	0.013	22.47	23.00	1.130	0.015	/
		Right Cheek	0	18900	1880	50	Mid	-0.05	0.019	22.47	23.00	1.130	0.021	/
		Right Tilt	0	18900	1880	50	Mid	0.12	0.010	22.47	23.00	1.130	0.011	/
Ant.5	QPSK	Left Cheek	0	19100	1900	1	Low	-0.02	0.230	20.10	21.00	1.230	**0.283**	16#
		Left Tilt	0	19100	1900	1	Low	0.07	0.048	20.10	21.00	1.230	0.059	/
		Right Cheek	0	19100	1900	1	Low	0.12	0.105	20.10	21.00	1.230	0.129	/
		Right Tilt	0	19100	1900	1	Low	0.09	0.052	20.10	21.00	1.230	0.064	/
		Left Cheek	0	18900	1880	50	Low	0.07	0.221	20.11	21.00	1.227	0.271	/
		Left Tilt	0	18900	1880	50	Low	-0.07	0.046	20.11	21.00	1.227	0.056	/
		Right Cheek	0	18900	1880	50	Low	0.00	0.103	20.11	21.00	1.227	0.126	/
		Right Tilt	0	18900	1880	50	Low	0.01	0.050	20.11	21.00	1.227	0.061	/
Body-Worn&Hotspot														
Ant.0	QPSK	Front Side	10	19100	1900	1	Mid	-0.03	0.050	22.93	24.00	1.279	0.064	/
		Back Side	10	19100	1900	1	Mid	-0.17	0.418	22.93	24.00	1.279	**0.535**	17#
		Left Edge	10	19100	1900	1	Mid	0.11	0.111	22.93	24.00	1.279	0.142	/
		Right Edge	10	19100	1900	1	Mid	-0.07	0.017	22.93	24.00	1.279	0.022	/
		Bottom Edge	10	19100	1900	1	Mid	0.02	0.285	22.93	24.00	1.279	0.365	/
		Front Side	10	18900	1880	50	Mid	0.07	0.038	22.47	23.00	1.130	0.043	/
		Back Side	10	18900	1880	50	Mid	-0.04	0.328	22.47	23.00	1.130	0.371	/
		Left Edge	10	18900	1880	50	Mid	0.02	0.086	22.47	23.00	1.130	0.097	/
		Right Edge	10	18900	1880	50	Mid	0.12	0.013	22.47	23.00	1.130	0.015	/
		Bottom Edge	10	18900	1880	50	Mid	-0.10	0.225	22.47	23.00	1.130	0.254	/
Ant.5	QPSK	Front Side	10	19100	1900	1	Low	-0.14	0.064	20.10	21.00	1.230	0.079	/
		Back Side	10	19100	1900	1	Low	-0.03	0.213	20.10	21.00	1.230	0.262	/
		Right Edge	10	19100	1900	1	Low	-0.09	0.192	20.10	21.00	1.230	0.236	/
		Front Side	10	18900	1880	50	Low	-0.08	0.053	20.11	21.00	1.227	0.065	/
		Back Side	10	18900	1880	50	Low	-0.08	0.174	20.11	21.00	1.227	0.213	/
		Right Edge	10	18900	1880	50	Low	-0.04	0.184	20.11	21.00	1.227	0.226	/

Note: Refer to ANNEX C for the detailed test data for each test configuration.

Antenna	Mode	Position	Dist. (mm)	Ch.	Freq. (MHz)	RB Num.	RB Start	Power Drift (dB)	10g Meas SAR (W/kg)	Meas. Power (dBm)	Max. tune-power (dBm)	Scaling Factor	10g Scaled SAR (W/kg)	Meas. No.
Extremity														
Ant.0	QPSK	Front Side	0	19100	1900	1	Mid	0.09	0.130	22.93	24.00	1.279	0.166	/
		Back Side	0	19100	1900	1	Mid	-0.03	0.870	22.93	24.00	1.279	**1.113**	18#
		Left Edge	0	19100	1900	1	Mid	0.07	0.232	22.93	24.00	1.279	0.297	/
		Right Edge	0	19100	1900	1	Mid	0.06	0.021	22.93	24.00	1.279	0.027	/
		Bottom Edge	0	19100	1900	1	Mid	0.11	0.580	22.93	24.00	1.279	0.742	/
		Front Side	0	18900	1880	50	Mid	0.01	0.107	22.47	23.00	1.130	0.121	/
		Back Side	0	18900	1880	50	Mid	0.12	0.685	22.47	23.00	1.130	0.774	/
		Left Edge	0	18900	1880	50	Mid	0.01	0.194	22.47	23.00	1.130	0.219	/
		Right Edge	0	18900	1880	50	Mid	0.07	0.016	22.47	23.00	1.130	0.018	/
		Bottom Edge	0	18900	1880	50	Mid	0.04	0.482	22.47	23.00	1.130	0.545	/
Ant.5	QPSK	Front Side	0	19100	1900	1	Low	-0.06	0.138	20.10	21.00	1.230	0.170	/
		Back Side	0	19100	1900	1	Low	0.08	0.559	20.10	21.00	1.230	0.688	/
		Right Edge	0	19100	1900	1	Low	0.10	0.489	20.10	21.00	1.230	0.601	/
		Front Side	0	18900	1880	50	Low	0.10	0.108	20.11	21.00	1.227	0.133	/
		Back Side	0	18900	1880	50	Low	-0.04	0.443	20.11	21.00	1.227	0.544	/
		Right Edge	0	18900	1880	50	Low	-0.02	0.389	20.11	21.00	1.227	0.477	/

Note: Refer to ANNEX C for the detailed test data for each test configuration.

10.7 LTE Band 4 (20MHz Bandwidth)

Antenna	Mode	Position	Dist. (mm)	Ch.	Freq. (MHz)	RB Num.	RB Start	Power Drift (dB)	1g Meas SAR (W/kg)	Meas. Power (dBm)	Max. tune-power (dBm)	Scaling Factor	1g Scaled SAR (W/kg)	Meas. No.
Head														
Ant.0	QPSK	Left Cheek	0	20175	1732.5	1	Mid	0.04	0.106	22.98	24.00	1.265	**0.134**	19#
		Left Tilt	0	20175	1732.5	1	Mid	-0.14	0.045	22.98	24.00	1.265	0.057	/
		Right Cheek	0	20175	1732.5	1	Mid	0.03	0.082	22.98	24.00	1.265	0.104	/
		Right Tilt	0	20175	1732.5	1	Mid	-0.11	0.063	22.98	24.00	1.265	0.080	/
		Left Cheek	0	20175	1732.5	50	Mid	0.04	0.092	22.29	23.00	1.178	0.108	/
		Left Tilt	0	20175	1732.5	50	Mid	0.10	0.039	22.29	23.00	1.178	0.046	/
		Right Cheek	0	20175	1732.5	50	Mid	0.09	0.071	22.29	23.00	1.178	0.084	/
		Right Tilt	0	20175	1732.5	50	Mid	0.06	0.055	22.29	23.00	1.178	0.065	/
Ant.5	QPSK	Left Cheek	0	20175	1732.5	1	High	-0.06	0.096	20.05	21.00	1.245	0.120	/
		Left Tilt	0	20175	1732.5	1	High	-0.09	0.032	20.05	21.00	1.245	0.040	/
		Right Cheek	0	20175	1732.5	1	High	-0.07	0.056	20.05	21.00	1.245	0.070	/
		Right Tilt	0	20175	1732.5	1	High	0.06	0.031	20.05	21.00	1.245	0.039	/
		Left Cheek	0	20300	1745	50	Mid	0.02	0.098	20.10	21.00	1.230	0.121	/
		Left Tilt	0	20300	1745	50	Mid	0.06	0.030	20.10	21.00	1.230	0.037	/
		Right Cheek	0	20300	1745	50	Mid	-0.11	0.053	20.10	21.00	1.230	0.065	/
		Right Tilt	0	20300	1745	50	Mid	0.09	0.029	20.10	21.00	1.230	0.036	/
Body-Worn&Hotspot														
Ant.0	QPSK	Front Side	10	20175	1732.5	1	Mid	0.05	0.127	22.98	24.00	1.265	0.161	/
		Back Side	10	20175	1732.5	1	Mid	0.03	0.253	22.98	24.00	1.265	0.320	/
		Left Edge	10	20175	1732.5	1	Mid	0.00	0.140	22.98	24.00	1.265	0.177	/
		Right Edge	10	20175	1732.5	1	Mid	-0.09	0.075	22.98	24.00	1.265	0.095	/
		Bottom Edge	10	20175	1732.5	1	Mid	-0.17	0.266	22.98	24.00	1.265	**0.336**	20#
		Front Side	10	20175	1732.5	50	Mid	0.12	0.109	22.29	23.00	1.178	0.128	/
		Back Side	10	20175	1732.5	50	Mid	-0.10	0.213	22.29	23.00	1.178	0.251	/
		Left Edge	10	20175	1732.5	50	Mid	-0.13	0.119	22.29	23.00	1.178	0.140	/
		Right Edge	10	20175	1732.5	50	Mid	-0.13	0.059	22.29	23.00	1.178	0.070	/
		Bottom Edge	10	20175	1732.5	50	Mid	-0.07	0.206	22.29	23.00	1.178	0.243	/
Ant.5	QPSK	Front Side	10	20175	1732.5	1	High	0.10	0.026	20.05	21.00	1.245	0.032	/
		Back Side	10	20175	1732.5	1	High	0.05	0.097	20.05	21.00	1.245	0.121	/
		Right Edge	10	20175	1732.5	1	High	-0.09	0.098	20.05	21.00	1.245	0.122	/
		Front Side	10	20300	1745	50	Mid	-0.11	0.021	20.10	21.00	1.230	0.026	/
		Back Side	10	20300	1745	50	Mid	-0.07	0.068	20.10	21.00	1.230	0.084	/
		Right Edge	10	20300	1745	50	Mid	-0.11	0.081	20.10	21.00	1.230	0.100	/

Note: Refer to ANNEX C for the detailed test data for each test configuration.

Antenna	Mode	Position	Dist. (mm)	Ch.	Freq. (MHz)	RB Num.	RB Start	Power Drift (dB)	10g Meas SAR (W/kg)	Meas. Power (dBm)	Max. tune-power (dBm)	Scaling Factor	10g Scaled SAR (W/kg)	Meas. No.
Extremity														
Ant.0	QPSK	Front Side	0	20175	1732.5	1	Mid	-0.09	0.238	22.98	24.00	1.265	0.301	/
		Back Side	0	20175	1732.5	1	Mid	-0.02	0.599	22.98	24.00	1.265	0.758	/
		Left Edge	0	20175	1732.5	1	Mid	-0.08	0.463	22.98	24.00	1.265	0.586	/
		Right Edge	0	20175	1732.5	1	Mid	-0.11	0.110	22.98	24.00	1.265	0.139	/
		Bottom Edge	0	20175	1732.5	1	Mid	0.10	1.100	22.98	24.00	1.265	**1.392**	21#
		Front Side	0	20175	1732.5	50	Mid	0.10	0.184	22.29	23.00	1.178	0.217	/
		Back Side	0	20175	1732.5	50	Mid	0.11	0.493	22.29	23.00	1.178	0.581	/
		Left Edge	0	20175	1732.5	50	Mid	-0.04	0.379	22.29	23.00	1.178	0.446	/
		Right Edge	0	20175	1732.5	50	Mid	0.09	0.092	22.29	23.00	1.178	0.108	/
		Bottom Edge	0	20175	1732.5	50	Mid	-0.07	0.876	22.29	23.00	1.178	1.032	/
Ant.5	QPSK	Front Side	0	20175	1732.5	1	High	-0.06	0.068	20.05	21.00	1.245	0.085	/
		Back Side	0	20175	1732.5	1	High	0.11	0.322	20.05	21.00	1.245	0.401	/
		Right Edge	0	20175	1732.5	1	High	0.12	0.299	20.05	21.00	1.245	0.372	/
		Front Side	0	20300	1745	50	Mid	0.05	0.061	20.10	21.00	1.230	0.075	/
		Back Side	0	20300	1745	50	Mid	0.00	0.282	20.10	21.00	1.230	0.347	/
		Right Edge	0	20300	1745	50	Mid	-0.03	0.279	20.10	21.00	1.230	0.343	/

Note: Refer to ANNEX C for the detailed test data for each test configuration.

10.8 LTE Band 5 (10MHz Bandwidth)

Antenna	Mode	Position	Dist. (mm)	Ch.	Freq. (MHz)	RB Num.	RB Start	Power Drift (dB)	1g Meas SAR (W/kg)	Meas. Power (dBm)	Max. tune-power (dBm)	Scaling Factor	1g Scaled SAR (W/kg)	Meas. No.
Head														
Ant.0	QPSK	Left Cheek	0	20450	829	1	High	0.17	0.090	22.99	24.00	1.262	0.114	/
		Left Tilt	0	20450	829	1	High	-0.01	0.038	22.99	24.00	1.262	0.048	/
		Right Cheek	0	20450	829	1	High	0.08	0.093	22.99	24.00	1.262	**0.117**	22#
		Right Tilt	0	20450	829	1	High	-0.13	0.032	22.99	24.00	1.262	0.040	/
		Left Cheek	0	20600	844	25	Mid	0.09	0.080	22.64	23.00	1.086	0.087	/
		Left Tilt	0	20600	844	25	Mid	0.10	0.031	22.64	23.00	1.086	0.034	/
		Right Cheek	0	20600	844	25	Mid	-0.14	0.076	22.64	23.00	1.086	0.083	/
		Right Tilt	0	20600	844	25	Mid	-0.02	0.027	22.64	23.00	1.086	0.029	/
Body-Worn&Hotspot														
Ant.0	QPSK	Front Side	10	20450	829	1	High	-0.01	0.052	22.99	24.00	1.262	0.066	/
		Back Side	10	20450	829	1	High	-0.09	0.164	22.99	24.00	1.262	**0.207**	23#
		Left Edge	10	20450	829	1	High	-0.14	0.046	22.99	24.00	1.262	0.058	/
		Right Edge	10	20450	829	1	High	0.04	0.066	22.99	24.00	1.262	0.083	/
		Bottom Edge	10	20450	829	1	High	0.07	0.058	22.99	24.00	1.262	0.073	/
		Front Side	10	20600	844	25	Mid	0.04	0.041	22.64	23.00	1.086	0.045	/
		Back Side	10	20600	844	25	Mid	-0.07	0.125	22.64	23.00	1.086	0.136	/
		Left Edge	10	20600	844	25	Mid	-0.11	0.043	22.64	23.00	1.086	0.047	/
		Right Edge	10	20600	844	25	Mid	0.11	0.051	22.64	23.00	1.086	0.055	/
		Bottom Edge	10	20600	844	25	Mid	0.12	0.046	22.64	23.00	1.086	0.050	/
Note: Refer to ANNEX C for the detailed test data for each test configuration.														

Antenna	Mode	Position	Dist. (mm)	Ch.	Freq. (MHz)	RB Num.	RB Start	Power Drift (dB)	10g Meas SAR (W/kg)	Meas. Power (dBm)	Max. tune-power (dBm)	Scaling Factor	10g Scaled SAR (W/kg)	Meas. No.
Extremity														
Ant.0	QPSK	Front Side	0	20450	829	1	High	-0.14	0.218	22.99	24.00	1.262	0.275	/
		Back Side	0	20450	829	1	High	-0.03	0.707	22.99	24.00	1.262	**0.892**	24#
		Left Edge	0	20450	829	1	High	-0.05	0.193	22.99	24.00	1.262	0.244	/
		Right Edge	0	20450	829	1	High	-0.11	0.281	22.99	24.00	1.262	0.355	/
		Bottom Edge	0	20450	829	1	High	-0.04	0.245	22.99	24.00	1.262	0.309	/
		Front Side	0	20600	844	25	Mid	0.05	0.172	22.64	23.00	1.086	0.187	/
		Back Side	0	20600	844	25	Mid	-0.13	0.530	22.64	23.00	1.086	0.576	/
		Left Edge	0	20600	844	25	Mid	-0.13	0.181	22.64	23.00	1.086	0.197	/
		Right Edge	0	20600	844	25	Mid	0.12	0.214	22.64	23.00	1.086	0.232	/
		Bottom Edge	0	20600	844	25	Mid	-0.02	0.191	22.64	23.00	1.086	0.207	/
Note: Refer to ANNEX C for the detailed test data for each test configuration.														

10.9 LTE Band 7 (20MHz Bandwidth)

Antenna	Mode	Position	Dist. (mm)	Ch.	Freq. (MHz)	RB Num.	RB Start	Power Drift (dB)	1g Meas SAR (W/kg)	Meas. Power (dBm)	Max. tune-power (dBm)	Scaling Factor	1g Scaled SAR (W/kg)	Meas. No.
Head														
Ant.5	QPSK	Left Cheek	0	21100	2535	1	Mid	0.00	0.674	22.98	24.00	1.265	**0.853**	25#
		Left Tilt	0	21100	2535	1	Mid	0.01	0.093	22.98	24.00	1.265	0.118	/
		Right Cheek	0	21100	2535	1	Mid	-0.14	0.246	22.98	24.00	1.265	0.311	/
		Right Tilt	0	21100	2535	1	Mid	0.07	0.085	22.98	24.00	1.265	0.108	/
		Left Cheek	0	20850	2510	50	High	0.00	0.593	22.49	23.00	1.125	0.667	/
		Left Tilt	0	20850	2510	50	High	-0.13	0.082	22.49	23.00	1.125	0.092	/
		Right Cheek	0	20850	2510	50	High	-0.05	0.218	22.49	23.00	1.125	0.245	/
		Right Tilt	0	20850	2510	50	High	0.11	0.074	22.49	23.00	1.125	0.083	/
		Left Cheek	0	20850	2510	1	Low	0.09	0.642	22.97	24.00	1.268	0.814	/
		Left Cheek	0	21350	2560	1	Mid	-0.07	0.630	22.96	24.00	1.271	0.801	/
		Left Cheek	0	20850	2510	100	Low	0.04	0.585	22.47	23.00	1.130	0.661	/
Ant.6	QPSK	Left Cheek	0	21350	2560	1	Mid	-0.05	0.154	22.45	24.00	1.429	0.220	/
		Left Tilt	0	21350	2560	1	Mid	-0.05	0.052	22.45	24.00	1.429	0.074	/
		Right Cheek	0	21350	2560	1	Mid	0.02	0.324	22.45	24.00	1.429	0.463	/
		Right Tilt	0	21350	2560	1	Mid	0.05	0.042	22.45	24.00	1.429	0.060	/
		Left Cheek	0	21350	2560	50	Mid	-0.03	0.134	21.82	23.00	1.312	0.176	/
		Left Tilt	0	21350	2560	50	Mid	-0.03	0.045	21.82	23.00	1.312	0.059	/
		Right Cheek	0	21350	2560	50	Mid	0.07	0.283	21.82	23.00	1.312	0.371	/
		Right Tilt	0	21350	2560	50	Mid	0.08	0.037	21.82	23.00	1.312	0.049	/
Body-Worn&Hotspot														
Ant.5	QPSK	Front Side	10	21100	2535	1	Mid	0.12	0.171	22.98	24.00	1.265	0.216	/
		Back Side	10	21100	2535	1	Mid	-0.03	0.448	22.98	24.00	1.265	**0.567**	26#
		Right Edge	10	21100	2535	1	Mid	-0.12	0.358	22.98	24.00	1.265	0.453	/
		Front Side	10	20850	2510	50	High	0.10	0.152	22.49	23.00	1.125	0.171	/
		Back Side	10	20850	2510	50	High	-0.05	0.392	22.49	23.00	1.125	0.441	/
		Right Edge	10	20850	2510	50	High	-0.13	0.316	22.49	23.00	1.125	0.356	/
Ant.6	QPSK	Front Side	10	21350	2560	1	Mid	0.04	0.063	22.45	24.00	1.429	0.090	/
		Back Side	10	21350	2560	1	Mid	-0.08	0.142	22.45	24.00	1.429	0.203	/
		Left Edge	10	21350	2560	1	Mid	0.06	0.167	22.45	24.00	1.429	0.239	/
		Front Side	10	21350	2560	50	Mid	0.05	0.052	21.82	23.00	1.312	0.068	/
		Back Side	10	21350	2560	50	Mid	0.04	0.115	21.82	23.00	1.312	0.151	/
		Left Edge	10	21350	2560	50	Mid	0.12	0.132	21.82	23.00	1.312	0.173	/

Note: Refer to ANNEX C for the detailed test data for each test configuration.

Antenna	Mode	Position	Dist. (mm)	Ch.	Freq. (MHz)	RB Num.	RB Start	Power Drift (dB)	10g Meas SAR (W/kg)	Meas. Power (dBm)	Max. tune-power (dBm)	Scaling Factor	10g Scaled SAR (W/kg)	Meas. No.
Extremity														
Ant.5	QPSK	Front Side	0	21100	2535	1	Mid	0.11	0.409	22.98	24.00	1.265	0.517	/
		Back Side	0	21100	2535	1	Mid	-0.10	0.834	22.98	24.00	1.265	1.055	/
		Right Edge	0	21100	2535	1	Mid	-0.09	1.350	22.98	24.00	1.265	**1.708**	27#
		Front Side	0	20850	2510	50	High	-0.11	0.349	22.49	23.00	1.125	0.393	/
		Back Side	0	20850	2510	50	High	0.11	0.705	22.49	23.00	1.125	0.793	/
		Right Edge	0	20850	2510	50	High	-0.03	1.160	22.49	23.00	1.125	1.305	/
Ant.6	QPSK	Front Side	0	21350	2560	1	Mid	0.03	0.141	22.45	24.00	1.429	0.201	/
		Back Side	0	21350	2560	1	Mid	-0.14	0.253	22.45	24.00	1.429	0.362	/
		Left Edge	0	21350	2560	1	Mid	0.07	0.527	22.45	24.00	1.429	0.753	/
		Front Side	0	21350	2560	50	Mid	0.03	0.110	21.82	23.00	1.312	0.144	/
		Back Side	0	21350	2560	50	Mid	0.03	0.195	21.82	23.00	1.312	0.256	/
		Left Edge	0	21350	2560	50	Mid	-0.09	0.413	21.82	23.00	1.312	0.542	/
Note: Refer to ANNEX C for the detailed test data for each test configuration.														

10.10 LTE Band 12 (10MHz Bandwidth)

Antenna	Mode	Position	Dist. (mm)	Ch.	Freq. (MHz)	RB Num.	RB Start	Power Drift (dB)	1g Meas SAR (W/kg)	Meas. Power (dBm)	Max. tune-power (dBm)	Scaling Factor	1g Scaled SAR (W/kg)	Meas. No.
Head														
Ant.0	QPSK	Left Cheek	0	23130	711	1	Mid	0.03	0.070	22.97	24.00	1.268	**0.089**	28#
		Left Tilt	0	23130	711	1	Mid	0.10	0.036	22.97	24.00	1.268	0.046	/
		Right Cheek	0	23130	711	1	Mid	0.09	0.061	22.97	24.00	1.268	0.077	/
		Right Tilt	0	23130	711	1	Mid	-0.10	0.032	22.97	24.00	1.268	0.041	/
		Left Cheek	0	23095	707.5	25	High	0.03	0.061	22.75	23.00	1.059	0.065	/
		Left Tilt	0	23095	707.5	25	High	0.01	0.031	22.75	23.00	1.059	0.033	/
		Right Cheek	0	23095	707.5	25	High	0.05	0.052	22.75	23.00	1.059	0.055	/
		Right Tilt	0	23095	707.5	25	High	-0.11	0.028	22.75	23.00	1.059	0.030	/
Body-Worn&Hotspot														
Ant.0	QPSK	Front Side	10	23130	711	1	Mid	0.00	0.062	22.97	24.00	1.268	0.079	/
		Back Side	10	23130	711	1	Mid	-0.15	0.189	22.97	24.00	1.268	**0.240**	29#
		Left Edge	10	23130	711	1	Mid	-0.10	0.077	22.97	24.00	1.268	0.098	/
		Right Edge	10	23130	711	1	Mid	-0.11	0.067	22.97	24.00	1.268	0.085	/
		Bottom Edge	10	23130	711	1	Mid	-0.11	0.012	22.97	24.00	1.268	0.015	/
		Front Side	10	23095	707.5	25	High	-0.13	0.049	22.75	23.00	1.059	0.052	/
		Back Side	10	23095	707.5	25	High	-0.09	0.158	22.75	23.00	1.059	0.167	/
		Left Edge	10	23095	707.5	25	High	0.07	0.059	22.75	23.00	1.059	0.062	/
		Right Edge	10	23095	707.5	25	High	-0.06	0.052	22.75	23.00	1.059	0.055	/
		Bottom Edge	10	23095	707.5	25	High	-0.07	0.010	22.75	23.00	1.059	0.011	/
Note: Refer to ANNEX C for the detailed test data for each test configuration.														

Antenna	Mode	Position	Dist. (mm)	Ch.	Freq. (MHz)	RB Num.	RB Start	Power Drift (dB)	10g Meas SAR (W/kg)	Meas. Power (dBm)	Max. tune-power (dBm)	Scaling Factor	10g Scaled SAR (W/kg)	Meas. No.
Extremity														
Ant.0	QPSK	Front Side	0	23130	711	1	Mid	-0.06	0.135	22.97	24.00	1.268	0.171	/
		Back Side	0	23130	711	1	Mid	-0.09	0.421	22.97	24.00	1.268	**0.534**	30#
		Left Edge	0	23130	711	1	Mid	-0.04	0.169	22.97	24.00	1.268	0.214	/
		Right Edge	0	23130	711	1	Mid	-0.04	0.142	22.97	24.00	1.268	0.180	/
		Bottom Edge	0	23130	711	1	Mid	0.01	0.028	22.97	24.00	1.268	0.036	/
		Front Side	0	23095	707.5	25	High	0.02	0.112	22.75	23.00	1.059	0.119	/
		Back Side	0	23095	707.5	25	High	0.09	0.351	22.75	23.00	1.059	0.372	/
		Left Edge	0	23095	707.5	25	High	0.09	0.130	22.75	23.00	1.059	0.138	/
		Right Edge	0	23095	707.5	25	High	0.01	0.115	22.75	23.00	1.059	0.122	/
		Bottom Edge	0	23095	707.5	25	High	0.12	0.022	22.75	23.00	1.059	0.023	/
Note: Refer to ANNEX C for the detailed test data for each test configuration.														

10.11 LTE Band 13 (10MHz Bandwidth)

Antenna	Mode	Position	Dist. (mm)	Ch.	Freq. (MHz)	RB Num.	RB Start	Power Drift (dB)	1g Meas SAR (W/kg)	Meas. Power (dBm)	Max. tune-power (dBm)	Scaling Factor	1g Scaled SAR (W/kg)	Meas. No.
Head														
Ant.0	QPSK	Left Cheek	0	23230	782	1	Mid	0.08	0.037	22.98	24.00	1.265	**0.047**	31#
		Left Tilt	0	23230	782	1	Mid	0.05	0.018	22.98	24.00	1.265	0.023	/
		Right Cheek	0	23230	782	1	Mid	-0.01	0.031	22.98	24.00	1.265	0.039	/
		Right Tilt	0	23230	782	1	Mid	0.08	0.015	22.98	24.00	1.265	0.019	/
		Left Cheek	0	23230	782	25	Mid	0.07	0.035	22.84	23.00	1.038	0.036	/
		Left Tilt	0	23230	782	25	Mid	-0.07	0.017	22.84	23.00	1.038	0.018	/
		Right Cheek	0	23230	782	25	Mid	-0.11	0.030	22.84	23.00	1.038	0.031	/
		Right Tilt	0	23230	782	25	Mid	-0.15	0.013	22.84	23.00	1.038	0.013	/
Body-Worn&Hotspot														
Ant.0	QPSK	Front Side	10	23230	782	1	Mid	-0.15	0.056	22.98	24.00	1.265	0.071	/
		Back Side	10	23230	782	1	Mid	-0.04	0.170	22.98	24.00	1.265	**0.215**	32#
		Left Edge	10	23230	782	1	Mid	-0.04	0.069	22.98	24.00	1.265	0.087	/
		Right Edge	10	23230	782	1	Mid	-0.05	0.060	22.98	24.00	1.265	0.076	/
		Bottom Edge	10	23230	782	1	Mid	-0.10	0.011	22.98	24.00	1.265	0.014	/
		Front Side	10	23230	782	25	Mid	-0.10	0.044	22.84	23.00	1.038	0.046	/
		Back Side	10	23230	782	25	Mid	-0.13	0.142	22.84	23.00	1.038	0.147	/
		Left Edge	10	23230	782	25	Mid	-0.08	0.053	22.84	23.00	1.038	0.055	/
		Right Edge	10	23230	782	25	Mid	-0.04	0.047	22.84	23.00	1.038	0.049	/
		Bottom Edge	10	23230	782	25	Mid	0.01	0.009	22.84	23.00	1.038	0.009	/
Note: Refer to ANNEX C for the detailed test data for each test configuration.														

Antenna	Mode	Position	Dist. (mm)	Ch.	Freq. (MHz)	RB Num.	RB Start	Power Drift (dB)	10g Meas SAR (W/kg)	Meas. Power (dBm)	Max. tune-power (dBm)	Scaling Factor	10g Scaled SAR (W/kg)	Meas. No.
Extremity														
Ant.0	QPSK	Front Side	0	23230	782	1	Mid	0.04	0.183	22.98	24.00	1.265	0.231	/
		Back Side	0	23230	782	1	Mid	-0.06	0.566	22.98	24.00	1.265	**0.716**	33#
		Left Edge	0	23230	782	1	Mid	-0.06	0.228	22.98	24.00	1.265	0.288	/
		Right Edge	0	23230	782	1	Mid	0.01	0.196	22.98	24.00	1.265	0.248	/
		Bottom Edge	0	23230	782	1	Mid	-0.05	0.035	22.98	24.00	1.265	0.044	/
		Front Side	0	23230	782	25	Mid	-0.06	0.143	22.84	23.00	1.038	0.148	/
		Back Side	0	23230	782	25	Mid	0.08	0.470	22.84	23.00	1.038	0.488	/
		Left Edge	0	23230	782	25	Mid	-0.02	0.175	22.84	23.00	1.038	0.182	/
		Right Edge	0	23230	782	25	Mid	-0.03	0.155	22.84	23.00	1.038	0.161	/
		Bottom Edge	0	23230	782	25	Mid	0.12	0.028	22.84	23.00	1.038	0.029	/
Note: Refer to ANNEX C for the detailed test data for each test configuration.														

10.12 LTE Band 17 (10MHz Bandwidth)

Antenna	Mode	Position	Dist. (mm)	Ch.	Freq. (MHz)	RB Num.	RB Start	Power Drift (dB)	1g Meas SAR (W/kg)	Meas. Power (dBm)	Max. tune-power (dBm)	Scaling Factor	1g Scaled SAR (W/kg)	Meas. No.
Head														
Ant.0	QPSK	Left Cheek	0	23790	710	1	Low	0.02	0.070	22.97	24.00	1.268	**0.089**	34#
		Left Tilt	0	23790	710	1	Low	-0.07	0.025	22.97	24.00	1.268	0.032	/
		Right Cheek	0	23790	710	1	Low	0.06	0.058	22.97	24.00	1.268	0.074	/
		Right Tilt	0	23790	710	1	Low	-0.11	0.021	22.97	24.00	1.268	0.027	/
		Left Cheek	0	23790	710	25	Mid	0.05	0.062	22.73	23.00	1.064	0.066	/
		Left Tilt	0	23790	710	25	Mid	0.10	0.022	22.73	23.00	1.064	0.023	/
		Right Cheek	0	23790	710	25	Mid	-0.09	0.052	22.73	23.00	1.064	0.055	/
		Right Tilt	0	23790	710	25	Mid	-0.05	0.019	22.73	23.00	1.064	0.020	/
Body-Worn&Hotspot														
Ant.0	QPSK	Front Side	10	23790	710	1	Low	0.00	0.062	22.97	24.00	1.268	0.079	/
		Back Side	10	23790	710	1	Low	-0.11	0.192	22.97	24.00	1.268	**0.243**	35#
		Left Edge	10	23790	710	1	Low	0.00	0.074	22.97	24.00	1.268	0.094	/
		Right Edge	10	23790	710	1	Low	0.08	0.065	22.97	24.00	1.268	0.082	/
		Bottom Edge	10	23790	710	1	Low	-0.09	0.013	22.97	24.00	1.268	0.016	/
		Front Side	10	23790	710	25	Mid	-0.05	0.049	22.73	23.00	1.064	0.052	/
		Back Side	10	23790	710	25	Mid	0.10	0.158	22.73	23.00	1.064	0.168	/
		Left Edge	10	23790	710	25	Mid	0.08	0.058	22.73	23.00	1.064	0.062	/
		Right Edge	10	23790	710	25	Mid	0.01	0.054	22.73	23.00	1.064	0.057	/
		Bottom Edge	10	23790	710	25	Mid	-0.14	0.011	22.73	23.00	1.064	0.012	/
Note: Refer to ANNEX C for the detailed test data for each test configuration.														

Antenna	Mode	Position	Dist. (mm)	Ch.	Freq. (MHz)	RB Num.	RB Start	Power Drift (dB)	10g Meas SAR (W/kg)	Meas. Power (dBm)	Max. tune-power (dBm)	Scaling Factor	10g Scaled SAR (W/kg)	Meas. No.
Extremity														
Ant.0	QPSK	Front Side	0	23790	710	1	Low	0.02	0.135	22.97	24.00	1.268	0.171	/
		Back Side	0	23790	710	1	Low	-0.11	0.421	22.97	24.00	1.268	**0.534**	36#
		Left Edge	0	23790	710	1	Low	0.04	0.150	22.97	24.00	1.268	0.190	/
		Right Edge	0	23790	710	1	Low	0.02	0.132	22.97	24.00	1.268	0.167	/
		Bottom Edge	0	23790	710	1	Low	-0.13	0.026	22.97	24.00	1.268	0.033	/
		Front Side	0	23790	710	25	Mid	-0.07	0.105	22.73	23.00	1.064	0.112	/
		Back Side	0	23790	710	25	Mid	0.05	0.339	22.73	23.00	1.064	0.361	/
		Left Edge	0	23790	710	25	Mid	-0.11	0.117	22.73	23.00	1.064	0.124	/
		Right Edge	0	23790	710	25	Mid	-0.01	0.108	22.73	23.00	1.064	0.115	/
		Bottom Edge	0	23790	710	25	Mid	-0.14	0.023	22.73	23.00	1.064	0.024	/
Note: Refer to ANNEX C for the detailed test data for each test configuration.														

10.13 LTE Band 25 (20MHz Bandwidth)

Antenna	Mode	Position	Dist. (mm)	Ch.	Freq. (MHz)	RB Num.	RB Start	Power Drift (dB)	1g Meas SAR (W/kg)	Meas. Power (dBm)	Max. tune-power (dBm)	Scaling Factor	1g Scaled SAR (W/kg)	Meas. No.
Head														
Ant.0	QPSK	Left Cheek	0	26590	1905	1	Mid	0.05	0.049	22.83	24.00	1.309	**0.064**	37#
		Left Tilt	0	26590	1905	1	Mid	0.05	0.019	22.83	24.00	1.309	0.025	/
		Right Cheek	0	26590	1905	1	Mid	0.12	0.035	22.83	24.00	1.309	0.046	/
		Right Tilt	0	26590	1905	1	Mid	-0.13	0.017	22.83	24.00	1.309	0.022	/
		Left Cheek	0	26590	1905	50	Low	0.02	0.043	21.96	23.00	1.271	0.055	/
		Left Tilt	0	26590	1905	50	Low	-0.07	0.017	21.96	23.00	1.271	0.022	/
		Right Cheek	0	26590	1905	50	Low	-0.02	0.031	21.96	23.00	1.271	0.039	/
		Right Tilt	0	26590	1905	50	Low	0.11	0.015	21.96	23.00	1.271	0.019	/
Body-Worn&Hotspot														
Ant.0	QPSK	Front Side	10	26590	1905	1	Mid	0.08	0.050	22.83	24.00	1.309	0.065	/
		Back Side	10	26590	1905	1	Mid	-0.18	0.385	22.83	24.00	1.309	**0.504**	38#
		Left Edge	10	26590	1905	1	Mid	0.01	0.089	22.83	24.00	1.309	0.117	/
		Right Edge	10	26590	1905	1	Mid	0.02	0.024	22.83	24.00	1.309	0.031	/
		Bottom Edge	10	26590	1905	1	Mid	-0.13	0.285	22.83	24.00	1.309	0.373	/
		Front Side	10	26590	1905	50	Low	0.00	0.042	21.96	23.00	1.271	0.053	/
		Back Side	10	26590	1905	50	Low	0.07	0.348	21.96	23.00	1.271	0.442	/
		Left Edge	10	26590	1905	50	Low	-0.13	0.067	21.96	23.00	1.271	0.085	/
		Right Edge	10	26590	1905	50	Low	-0.01	0.020	21.96	23.00	1.271	0.025	/
		Bottom Edge	10	26590	1905	50	Low	0.00	0.256	21.96	23.00	1.271	0.325	/
Note: Refer to ANNEX C for the detailed test data for each test configuration.														

Antenna	Mode	Position	Dist. (mm)	Ch.	Freq. (MHz)	RB Num.	RB Start	Power Drift (dB)	10g Meas SAR (W/kg)	Meas. Power (dBm)	Max. tune-power (dBm)	Scaling Factor	10g Scaled SAR (W/kg)	Meas. No.
Extremity														
Ant.0	QPSK	Front Side	0	26590	1905	1	Mid	0.11	0.108	22.83	24.00	1.309	0.141	/
		Back Side	0	26590	1905	1	Mid	-0.09	0.720	22.83	24.00	1.309	**0.942**	39#
		Left Edge	0	26590	1905	1	Mid	0.01	0.191	22.83	24.00	1.309	0.250	/
		Right Edge	0	26590	1905	1	Mid	-0.02	0.017	22.83	24.00	1.309	0.022	/
		Bottom Edge	0	26590	1905	1	Mid	-0.01	0.478	22.83	24.00	1.309	0.626	/
		Front Side	0	26590	1905	50	Low	0.05	0.099	21.96	23.00	1.271	0.126	/
		Back Side	0	26590	1905	50	Low	-0.05	0.657	21.96	23.00	1.271	0.835	/
		Left Edge	0	26590	1905	50	Low	0.01	0.177	21.96	23.00	1.271	0.225	/
		Right Edge	0	26590	1905	50	Low	0.09	0.015	21.96	23.00	1.271	0.019	/
		Bottom Edge	0	26590	1905	50	Low	0.03	0.454	21.96	23.00	1.271	0.577	/
Note: Refer to ANNEX C for the detailed test data for each test configuration.														

10.14 LTE Band 26 (15MHz Bandwidth)

Antenna	Mode	Position	Dist. (mm)	Ch.	Freq. (MHz)	RB Num.	RB Start	Power Drift (dB)	1g Meas SAR (W/kg)	Meas. Power (dBm)	Max. tune-power (dBm)	Scaling Factor	1g Scaled SAR (W/kg)	Meas. No.
Head														
Ant.0	QPSK	Left Cheek	0	26765	821.5	1	Low	0.16	0.026	22.67	24.00	1.358	**0.035**	40#
		Left Tilt	0	26765	821.5	1	Low	-0.03	0.014	22.67	24.00	1.358	0.019	/
		Right Cheek	0	26765	821.5	1	Low	0.00	0.023	22.67	24.00	1.358	0.031	/
		Right Tilt	0	26765	821.5	1	Low	0.08	0.012	22.67	24.00	1.358	0.016	/
		Left Cheek	0	26765	821.5	36	High	0.05	0.021	21.59	23.00	1.384	0.029	/
		Left Tilt	0	26765	821.5	36	High	0.08	0.011	21.59	23.00	1.384	0.015	/
		Right Cheek	0	26765	821.5	36	High	0.04	0.018	21.59	23.00	1.384	0.025	/
		Right Tilt	0	26765	821.5	36	High	-0.10	0.010	21.59	23.00	1.384	0.014	/
Body-Worn&Hotspot														
Ant.0	QPSK	Front Side	10	26765	821.5	1	Low	0.01	0.022	22.67	24.00	1.358	0.030	/
		Back Side	10	26765	821.5	1	Low	-0.16	0.070	22.67	24.00	1.358	**0.095**	41#
		Left Edge	10	26765	821.5	1	Low	-0.11	0.020	22.67	24.00	1.358	0.027	/
		Right Edge	10	26765	821.5	1	Low	-0.08	0.028	22.67	24.00	1.358	0.038	/
		Bottom Edge	10	26765	821.5	1	Low	0.10	0.025	22.67	24.00	1.358	0.034	/
		Front Side	10	26765	821.5	36	High	0.08	0.017	21.59	23.00	1.384	0.024	/
		Back Side	10	26765	821.5	36	High	-0.15	0.053	21.59	23.00	1.384	0.073	/
		Left Edge	10	26765	821.5	36	High	-0.01	0.018	21.59	23.00	1.384	0.025	/
		Right Edge	10	26765	821.5	36	High	-0.04	0.023	21.59	23.00	1.384	0.032	/
		Bottom Edge	10	26765	821.5	36	High	-0.03	0.010	21.59	23.00	1.384	0.014	/
Note: Refer to ANNEX C for the detailed test data for each test configuration.														

Antenna	Mode	Position	Dist. (mm)	Ch.	Freq. (MHz)	RB Num.	RB Start	Power Drift (dB)	10g Meas SAR (W/kg)	Meas. Power (dBm)	Max. tune-power (dBm)	Scaling Factor	10g Scaled SAR (W/kg)	Meas. No.
Extremity														
Ant.0	QPSK	Front Side	0	26765	821.5	1	Low	0.12	0.158	22.67	24.00	1.358	0.215	/
		Back Side	0	26765	821.5	1	Low	-0.16	0.510	22.67	24.00	1.358	**0.693**	42#
		Left Edge	0	26765	821.5	1	Low	0.03	0.136	22.67	24.00	1.358	0.185	/
		Right Edge	0	26765	821.5	1	Low	0.07	0.201	22.67	24.00	1.358	0.273	/
		Bottom Edge	0	26765	821.5	1	Low	-0.08	0.175	22.67	24.00	1.358	0.238	/
		Front Side	0	26765	821.5	36	High	-0.06	0.125	21.59	23.00	1.384	0.173	/
		Back Side	0	26765	821.5	36	High	-0.10	0.395	21.59	23.00	1.384	0.547	/
		Left Edge	0	26765	821.5	36	High	-0.01	0.105	21.59	23.00	1.384	0.145	/
		Right Edge	0	26765	821.5	36	High	-0.10	0.142	21.59	23.00	1.384	0.197	/
		Bottom Edge	0	26765	821.5	36	High	0.06	0.131	21.59	23.00	1.384	0.181	/
Note: Refer to ANNEX C for the detailed test data for each test configuration.														

10.15 LTE Band 66 (20MHz Bandwidth)

Antenna	Mode	Position	Dist. (mm)	Ch.	Freq. (MHz)	RB Num.	RB Start	Power Drift (dB)	1g Meas SAR (W/kg)	Meas. Power (dBm)	Max. tune-power (dBm)	Scaling Factor	1g Scaled SAR (W/kg)	Meas. No.
Head														
Ant.0	QPSK	Left Cheek	0	132322	1745	1	Mid	0.13	0.108	22.97	24.00	1.268	**0.137**	43#
		Left Tilt	0	132322	1745	1	Mid	0.02	0.048	22.97	24.00	1.268	0.061	/
		Right Cheek	0	132322	1745	1	Mid	0.05	0.079	22.97	24.00	1.268	0.100	/
		Right Tilt	0	132322	1745	1	Mid	0.02	0.039	22.97	24.00	1.268	0.049	/
		Left Cheek	0	132322	1745	50	Low	0.07	0.094	22.35	23.00	1.161	0.109	/
		Left Tilt	0	132322	1745	50	Low	-0.06	0.041	22.35	23.00	1.161	0.048	/
		Right Cheek	0	132322	1745	50	Low	-0.07	0.069	22.35	23.00	1.161	0.080	/
		Right Tilt	0	132322	1745	50	Low	-0.02	0.032	22.35	23.00	1.161	0.037	/
Ant.5	QPSK	Left Cheek	0	132572	1770	1	Low	-0.08	0.097	20.10	21.00	1.230	0.119	/
		Left Tilt	0	132572	1770	1	Low	-0.13	0.028	20.10	21.00	1.230	0.034	/
		Right Cheek	0	132572	1770	1	Low	0.00	0.054	20.10	21.00	1.230	0.066	/
		Right Tilt	0	132572	1770	1	Low	-0.12	0.026	20.10	21.00	1.230	0.032	/
		Left Cheek	0	132322	1745	50	Mid	-0.15	0.095	20.07	21.00	1.239	0.118	/
		Left Tilt	0	132322	1745	50	Mid	-0.01	0.024	20.07	21.00	1.239	0.030	/
		Right Cheek	0	132322	1745	50	Mid	-0.04	0.045	20.07	21.00	1.239	0.056	/
		Right Tilt	0	132322	1745	50	Mid	-0.01	0.027	20.07	21.00	1.239	0.033	/
Body-Worn&Hotspot														
Ant.0	QPSK	Front Side	10	132322	1745	1	Mid	0.09	0.166	22.97	24.00	1.268	0.210	/
		Back Side	10	132322	1745	1	Mid	-0.02	0.328	22.97	24.00	1.268	0.416	/
		Left Edge	10	132322	1745	1	Mid	-0.08	0.135	22.97	24.00	1.268	0.171	/
		Right Edge	10	132322	1745	1	Mid	0.04	0.086	22.97	24.00	1.268	0.109	/
		Bottom Edge	10	132322	1745	1	Mid	-0.08	0.369	22.97	24.00	1.268	**0.468**	44#
		Front Side	10	132322	1745	50	Low	0.04	0.141	22.35	23.00	1.161	0.164	/
		Back Side	10	132322	1745	50	Low	0.12	0.286	22.35	23.00	1.161	0.332	/
		Left Edge	10	132322	1745	50	Low	0.12	0.114	22.35	23.00	1.161	0.132	/
		Right Edge	10	132322	1745	50	Low	0.12	0.066	22.35	23.00	1.161	0.077	/
		Bottom Edge	10	132322	1745	50	Low	-0.12	0.291	22.35	23.00	1.161	0.338	/
Ant.5	QPSK	Front Side	10	132572	1770	1	Low	-0.08	0.027	20.10	21.00	1.230	0.033	/
		Back Side	10	132572	1770	1	Low	-0.04	0.095	20.10	21.00	1.230	0.117	/
		Right Edge	10	132572	1770	1	Low	0.06	0.096	20.10	21.00	1.230	0.118	/
		Front Side	10	132322	1745	50	Mid	-0.04	0.020	20.07	21.00	1.239	0.025	/
		Back Side	10	132322	1745	50	Mid	0.02	0.069	20.07	21.00	1.239	0.085	/
		Right Edge	10	132322	1745	50	Mid	-0.04	0.075	20.07	21.00	1.239	0.093	/

Note: Refer to ANNEX C for the detailed test data for each test configuration.

Antenna	Mode	Position	Dist. (mm)	Ch.	Freq. (MHz)	RB Num.	RB Start	Power Drift (dB)	10g Meas SAR (W/kg)	Meas. Power (dBm)	Max. tune-power (dBm)	Scaling Factor	10g Scaled SAR (W/kg)	Meas. No.
Extremity														
Ant.0	QPSK	Front Side	0	132322	1745	1	Mid	-0.05	0.292	22.97	24.00	1.268	0.370	/
		Back Side	0	132322	1745	1	Mid	0.01	0.796	22.97	24.00	1.268	1.009	/
		Left Edge	0	132322	1745	1	Mid	-0.07	0.379	22.97	24.00	1.268	0.481	/
		Right Edge	0	132322	1745	1	Mid	-0.05	0.128	22.97	24.00	1.268	0.162	/
		Bottom Edge	0	132322	1745	1	Mid	0.11	1.320	22.97	24.00	1.268	**1.674**	45#
		Front Side	0	132322	1745	50	Low	0.01	0.231	22.35	23.00	1.161	0.268	/
		Back Side	0	132322	1745	50	Low	-0.04	0.675	22.35	23.00	1.161	0.784	/
		Left Edge	0	132322	1745	50	Low	0.03	0.306	22.35	23.00	1.161	0.355	/
		Right Edge	0	132322	1745	50	Low	-0.09	0.087	22.35	23.00	1.161	0.101	/
		Bottom Edge	0	132322	1745	50	Low	0.07	1.040	22.35	23.00	1.161	1.207	/
Ant.5	QPSK	Front Side	0	132572	1770	1	Low	0.10	0.065	20.10	21.00	1.230	0.080	/
		Back Side	0	132572	1770	1	Low	-0.05	0.317	20.10	21.00	1.230	0.390	/
		Right Edge	0	132572	1770	1	Low	-0.13	0.294	20.10	21.00	1.230	0.362	/
		Front Side	0	132322	1745	50	Mid	0.11	0.058	20.07	21.00	1.239	0.072	/
		Back Side	0	132322	1745	50	Mid	-0.15	0.268	20.07	21.00	1.239	0.332	/
		Right Edge	0	132322	1745	50	Mid	-0.08	0.272	20.07	21.00	1.239	0.337	/

Note: Refer to ANNEX C for the detailed test data for each test configuration.

10.16 LTE Band 71 (20MHz Bandwidth)

Antenna	Mode	Position	Dist. (mm)	Ch.	Freq. (MHz)	RB Num.	RB Start	Power Drift (dB)	1g Meas SAR (W/kg)	Meas. Power (dBm)	Max. tune-power (dBm)	Scaling Factor	1g Scaled SAR (W/kg)	Meas. No.
Head														
Ant.0	QPSK	Left Cheek	0	133297	680.5	1	Mid	0.09	0.029	22.98	24.00	1.265	**0.037**	46#
		Left Tilt	0	133297	680.5	1	Mid	-0.03	0.009	22.98	24.00	1.265	0.011	/
		Right Cheek	0	133297	680.5	1	Mid	0.08	0.021	22.98	24.00	1.265	0.027	/
		Right Tilt	0	133297	680.5	1	Mid	-0.12	0.008	22.98	24.00	1.265	0.010	/
		Left Cheek	0	133222	673	50	High	-0.11	0.026	22.63	23.00	1.089	0.028	/
		Left Tilt	0	133222	673	50	High	-0.04	0.008	22.63	23.00	1.089	0.009	/
		Right Cheek	0	133222	673	50	High	-0.06	0.019	22.63	23.00	1.089	0.021	/
		Right Tilt	0	133222	673	50	High	0.01	0.007	22.63	23.00	1.089	0.008	/
Body-Worn&Hotspot														
Ant.0	QPSK	Front Side	10	133297	680.5	1	Mid	-0.15	0.107	22.98	24.00	1.265	0.135	/
		Back Side	10	133297	680.5	1	Mid	-0.13	0.221	22.98	24.00	1.265	**0.280**	47#
		Left Edge	10	133297	680.5	1	Mid	0.00	0.127	22.98	24.00	1.265	0.161	/
		Right Edge	10	133297	680.5	1	Mid	-0.03	0.061	22.98	24.00	1.265	0.077	/
		Bottom Edge	10	133297	680.5	1	Mid	-0.08	0.204	22.98	24.00	1.265	0.258	/
		Front Side	10	133222	673	50	High	-0.06	0.085	22.63	23.00	1.089	0.093	/
		Back Side	10	133222	673	50	High	0.08	0.179	22.63	23.00	1.089	0.195	/
		Left Edge	10	133222	673	50	High	-0.12	0.099	22.63	23.00	1.089	0.108	/
		Right Edge	10	133222	673	50	High	0.10	0.048	22.63	23.00	1.089	0.052	/
		Bottom Edge	10	133222	673	50	High	0.09	0.171	22.63	23.00	1.089	0.186	/
Note: Refer to ANNEX C for the detailed test data for each test configuration.														

Antenna	Mode	Position	Dist. (mm)	Ch.	Freq. (MHz)	RB Num.	RB Start	Power Drift (dB)	10g Meas SAR (W/kg)	Meas. Power (dBm)	Max. tune-power (dBm)	Scaling Factor	10g Scaled SAR (W/kg)	Meas. No.
Extremity														
Ant.0	QPSK	Front Side	0	133297	680.5	1	Mid	0.07	0.187	22.98	24.00	1.265	0.237	/
		Back Side	0	133297	680.5	1	Mid	-0.18	0.343	22.98	24.00	1.265	**0.434**	48#
		Left Edge	0	133297	680.5	1	Mid	-0.13	0.202	22.98	24.00	1.265	0.256	/
		Right Edge	0	133297	680.5	1	Mid	-0.15	0.098	22.98	24.00	1.265	0.124	/
		Bottom Edge	0	133297	680.5	1	Mid	0.04	0.312	22.98	24.00	1.265	0.395	/
		Front Side	0	133222	673	50	High	-0.14	0.146	22.63	23.00	1.089	0.159	/
		Back Side	0	133222	673	50	High	0.09	0.285	22.63	23.00	1.089	0.310	/
		Left Edge	0	133222	673	50	High	-0.10	0.158	22.63	23.00	1.089	0.172	/
		Right Edge	0	133222	673	50	High	0.12	0.079	22.63	23.00	1.089	0.086	/
		Bottom Edge	0	133222	673	50	High	0.04	0.261	22.63	23.00	1.089	0.284	/
Note: Refer to ANNEX C for the detailed test data for each test configuration.														

10.17 LTE Band 38 (20MHz Bandwidth)

Antenna	Mode	Position	Dist. (mm)	Ch.	Freq. (MHz)	RB Num.	RB Start	Power Drift (dB)	1g Meas SAR (W/kg)	Meas. Power (dBm)	Max. tune-power (dBm)	Scaling Factor	1g Scaled SAR (W/kg)	Meas. No.
Head														
Ant.5	QPSK	Left Cheek	0	38000	2595	1	Mid	0.03	0.711	22.99	24.00	1.262	**0.897**	49#
		Left Tilt	0	38000	2595	1	Mid	0.07	0.057	22.99	24.00	1.262	0.072	/
		Right Cheek	0	38000	2595	1	Mid	0.11	0.222	22.99	24.00	1.262	0.280	/
		Right Tilt	0	38000	2595	1	Mid	-0.15	0.064	22.99	24.00	1.262	0.081	/
		Left Cheek	0	37850	2580	50	High	0.01	0.608	22.55	23.00	1.109	0.674	/
		Left Tilt	0	37850	2580	50	High	0.01	0.043	22.55	23.00	1.109	0.048	/
		Right Cheek	0	37850	2580	50	High	-0.07	0.165	22.55	23.00	1.109	0.183	/
		Right Tilt	0	37850	2580	50	High	-0.12	0.051	22.55	23.00	1.109	0.057	/
		Left Cheek	0	37850	2580	1	Mid	0.00	0.677	22.99	24.00	1.262	0.854	/
		Left Cheek	0	38150	2610	1	Mid	0.01	0.663	22.94	24.00	1.276	0.846	/
		Left Cheek	0	37850	2580	100	Low	0.04	0.603	22.57	23.00	1.104	0.666	/
Ant.6	QPSK	Left Cheek	0	38000	2595	1	High	-0.02	0.162	22.48	24.00	1.419	0.230	/
		Left Tilt	0	38000	2595	1	High	-0.01	0.058	22.48	24.00	1.419	0.082	/
		Right Cheek	0	38000	2595	1	High	-0.07	0.356	22.48	24.00	1.419	0.505	/
		Right Tilt	0	38000	2595	1	High	-0.15	0.048	22.48	24.00	1.419	0.068	/
		Left Cheek	0	37850	2580	50	High	0.04	0.145	22.05	23.00	1.245	0.181	/
		Left Tilt	0	37850	2580	50	High	0.10	0.049	22.05	23.00	1.245	0.061	/
		Right Cheek	0	37850	2580	50	High	-0.08	0.294	22.05	23.00	1.245	0.366	/
		Right Tilt	0	37850	2580	50	High	0.06	0.039	22.05	23.00	1.245	0.049	/
Body-Worn&Hotspot														
Ant.5	QPSK	Front Side	10	38000	2595	1	Mid	0.01	0.201	22.99	24.00	1.262	0.254	/
		Back Side	10	38000	2595	1	Mid	-0.05	0.438	22.99	24.00	1.262	**0.553**	50#
		Right Edge	10	38000	2595	1	Mid	-0.01	0.353	22.99	24.00	1.262	0.445	/
		Front Side	10	37850	2580	50	High	-0.08	0.155	22.55	23.00	1.109	0.172	/
		Back Side	10	37850	2580	50	High	0.11	0.333	22.55	23.00	1.109	0.369	/
		Right Edge	10	37850	2580	50	High	-0.09	0.292	22.55	23.00	1.109	0.324	/
Ant.6	QPSK	Front Side	10	38000	2595	1	High	-0.11	0.130	22.48	24.00	1.419	0.184	/
		Back Side	10	38000	2595	1	High	-0.06	0.246	22.48	24.00	1.419	0.349	/
		Left Edge	10	38000	2595	1	High	-0.06	0.364	22.48	24.00	1.419	0.517	/
		Front Side	10	37850	2580	50	High	0.00	0.118	22.05	23.00	1.245	0.147	/
		Back Side	10	37850	2580	50	High	-0.06	0.216	22.05	23.00	1.245	0.269	/
		Left Edge	10	37850	2580	50	High	0.09	0.320	22.05	23.00	1.245	0.398	/

Note: Refer to ANNEX C for the detailed test data for each test configuration.

Antenna	Mode	Position	Dist. (mm)	Ch.	Freq. (MHz)	RB Num.	RB Start	Power Drift (dB)	10g Meas SAR (W/kg)	Meas. Power (dBm)	Max. tune-power (dBm)	Scaling Factor	10g Scaled SAR (W/kg)	Meas. No.
Extremity														
Ant.5	QPSK	Front Side	0	38000	2595	1	Mid	-0.04	0.557	22.99	24.00	1.262	0.703	/
		Back Side	0	38000	2595	1	Mid	-0.15	1.010	22.99	24.00	1.262	1.275	/
		Right Edge	0	38000	2595	1	Mid	-0.05	1.290	22.99	24.00	1.262	**1.628**	51#
		Front Side	0	37850	2580	50	High	-0.12	0.502	22.55	23.00	1.109	0.557	/
		Back Side	0	37850	2580	50	High	-0.06	0.931	22.55	23.00	1.109	1.032	/
		Right Edge	0	37850	2580	50	High	0.08	1.150	22.55	23.00	1.109	1.275	/
Ant.6	QPSK	Front Side	0	38000	2595	1	High	-0.07	0.269	22.48	24.00	1.419	0.382	/
		Back Side	0	38000	2595	1	High	0.02	0.464	22.48	24.00	1.419	0.658	/
		Left Edge	0	38000	2595	1	High	0.11	1.020	22.48	24.00	1.419	1.447	/
		Front Side	0	37850	2580	50	High	0.01	0.255	22.05	23.00	1.245	0.317	/
		Back Side	0	37850	2580	50	High	0.04	0.391	22.05	23.00	1.245	0.487	/
		Left Edge	0	37850	2580	50	High	-0.07	0.851	22.05	23.00	1.245	1.059	/
Note: Refer to ANNEX C for the detailed test data for each test configuration.														

10.18 LTE Band 41 (20MHz Bandwidth)

Antenna	Mode	Position	Dist. (mm)	Ch.	Freq. (MHz)	RB Num.	RB Start	Power Drift (dB)	1g Meas SAR (W/kg)	Meas. Power (dBm)	Max. tune-power (dBm)	Scaling Factor	1g Scaled SAR (W/kg)	Meas. No.
Head														
Ant.5	QPSK	Left Cheek	0	40620	2593	1	Mid	0.04	0.655	23.49	24.00	1.125	**0.737**	52#
		Left Tilt	0	40620	2593	1	Mid	-0.07	0.074	23.49	24.00	1.125	0.083	/
		Right Cheek	0	40620	2593	1	Mid	-0.10	0.239	23.49	24.00	1.125	0.269	/
		Right Tilt	0	40620	2593	1	Mid	-0.09	0.072	23.49	24.00	1.125	0.081	/
		Left Cheek	0	41490	2680	50	High	-0.02	0.528	22.65	23.00	1.084	0.572	/
		Left Tilt	0	41490	2680	50	High	-0.01	0.068	22.65	23.00	1.084	0.074	/
		Right Cheek	0	41490	2680	50	High	-0.01	0.188	22.65	23.00	1.084	0.204	/
		Right Tilt	0	41490	2680	50	High	0.02	0.063	22.65	23.00	1.084	0.068	/
Ant.6	QPSK	Left Cheek	0	40620	2593	1	Mid	-0.06	0.181	23.49	24.00	1.125	0.204	/
		Left Tilt	0	40620	2593	1	Mid	0.01	0.063	23.49	24.00	1.125	0.071	/
		Right Cheek	0	40620	2593	1	Mid	0.02	0.389	23.49	24.00	1.125	0.438	/
		Right Tilt	0	40620	2593	1	Mid	-0.08	0.052	23.49	24.00	1.125	0.059	/
		Left Cheek	0	41490	2680	50	High	-0.07	0.161	22.65	23.00	1.084	0.175	/
		Left Tilt	0	41490	2680	50	High	0.11	0.054	22.65	23.00	1.084	0.059	/
		Right Cheek	0	41490	2680	50	High	-0.07	0.317	22.65	23.00	1.084	0.344	/
		Right Tilt	0	41490	2680	50	High	0.08	0.043	22.65	23.00	1.084	0.047	/
Body-Worn&Hotspot														
Ant.5	QPSK	Front Side	10	40620	2593	1	Mid	-0.04	0.217	23.49	24.00	1.125	0.244	/
		Back Side	10	40620	2593	1	Mid	0.07	0.452	23.49	24.00	1.125	**0.509**	53#
		Right Edge	10	40620	2593	1	Mid	0.04	0.393	23.49	24.00	1.125	0.442	/
		Front Side	10	41490	2680	50	High	0.05	0.176	22.65	23.00	1.084	0.191	/
		Back Side	10	41490	2680	50	High	0.03	0.366	22.65	23.00	1.084	0.397	/
		Right Edge	10	41490	2680	50	High	-0.02	0.311	22.65	23.00	1.084	0.337	/
Ant.6	QPSK	Front Side	10	40620	2593	1	Mid	-0.08	0.126	23.49	24.00	1.125	0.142	/
		Back Side	10	40620	2593	1	Mid	-0.04	0.369	23.49	24.00	1.125	0.415	/
		Left Edge	10	40620	2593	1	Mid	-0.10	0.314	23.49	24.00	1.125	0.353	/
		Front Side	10	41490	2680	50	High	-0.05	0.109	22.65	23.00	1.084	0.118	/
		Back Side	10	41490	2680	50	High	-0.11	0.278	22.65	23.00	1.084	0.301	/
		Left Edge	10	41490	2680	50	High	-0.15	0.274	22.65	23.00	1.084	0.297	/

Note: Refer to ANNEX C for the detailed test data for each test configuration.

Antenna	Mode	Position	Dist. (mm)	Ch.	Freq. (MHz)	RB Num.	RB Start	Power Drift (dB)	10g Meas SAR (W/kg)	Meas. Power (dBm)	Max. tune-power (dBm)	Scaling Factor	10g Scaled SAR (W/kg)	Meas. No.
Extremity														
Ant.5	QPSK	Front Side	0	40620	2593	1	Mid	-0.06	0.538	23.49	24.00	1.125	0.605	/
		Back Side	0	40620	2593	1	Mid	-0.06	1.020	23.49	24.00	1.125	1.148	/
		Right Edge	0	40620	2593	1	Mid	-0.02	1.280	23.49	24.00	1.125	**1.440**	54#
		Front Side	0	41490	2680	50	High	-0.06	0.432	22.65	23.00	1.084	0.468	/
		Back Side	0	41490	2680	50	High	-0.04	0.825	22.65	23.00	1.084	0.894	/
		Right Edge	0	41490	2680	50	High	-0.01	0.997	22.65	23.00	1.084	1.081	/
Ant.6	QPSK	Front Side	0	40620	2593	1	Mid	0.02	0.260	23.49	24.00	1.125	0.293	/
		Back Side	0	40620	2593	1	Mid	-0.09	0.723	23.49	24.00	1.125	0.813	/
		Left Edge	0	40620	2593	1	Mid	-0.10	0.998	23.49	24.00	1.125	1.123	/
		Front Side	0	41490	2680	50	High	0.11	0.213	22.65	23.00	1.084	0.231	/
		Back Side	0	41490	2680	50	High	-0.08	0.596	22.65	23.00	1.084	0.646	/
		Left Edge	0	41490	2680	50	High	0.10	0.823	22.65	23.00	1.084	0.892	/
Note: Refer to ANNEX C for the detailed test data for each test configuration.														

10.19 5G n2 (20MHz Bandwidth)

Antenna	Mode	Information	Position	Dist. (mm)	Ch.	Freq. (MHz)	RB Num.	RB Start	Power Drift (dB)	1g Meas SAR (W/kg)	Meas. Power (dBm)	Max. tune-power (dBm)	Scaling Factor	1g Scaled SAR (W/kg)	Meas. No.
Head															
Ant.0	DFT-s-OFDM BPSK	SA	Left Cheek	0	380000	1900	1	1	0.01	0.085	23.00	24.00	1.259	0.107	/
			Left Tilt	0	380000	1900	1	1	-0.13	0.034	23.00	24.00	1.259	0.043	/
			Right Cheek	0	380000	1900	1	1	-0.07	0.072	23.00	24.00	1.259	0.091	/
			Right Tilt	0	380000	1900	1	1	-0.12	0.028	23.00	24.00	1.259	0.035	/
			Left Cheek	0	376000	1880	50	28	-0.01	0.074	22.98	24.00	1.265	0.094	/
			Left Tilt	0	376000	1880	50	28	0.12	0.030	22.98	24.00	1.265	0.038	/
			Right Cheek	0	376000	1880	50	28	0.09	0.063	22.98	24.00	1.265	0.080	/
			Right Tilt	0	376000	1880	50	28	-0.14	0.024	22.98	24.00	1.265	0.030	/
Ant.5	DFT-s-OFDM BPSK	NSA	Left Cheek	0	376000	1880	1	104	-0.01	0.255	20.08	21.00	1.236	**0.315**	55#
			Left Tilt	0	376000	1880	1	104	-0.10	0.053	20.08	21.00	1.236	0.066	/
			Right Cheek	0	376000	1880	1	104	0.03	0.123	20.08	21.00	1.236	0.152	/
			Right Tilt	0	376000	1880	1	104	0.06	0.064	20.08	21.00	1.236	0.079	/
			Left Cheek	0	372000	1860	50	28	0.02	0.251	20.10	21.00	1.230	0.309	/
			Left Tilt	0	372000	1860	50	28	-0.07	0.048	20.10	21.00	1.230	0.059	/
			Right Cheek	0	372000	1860	50	28	-0.10	0.121	20.10	21.00	1.230	0.149	/
			Right Tilt	0	372000	1860	50	28	-0.10	0.059	20.10	21.00	1.230	0.073	/
Body-Worn&Hotspot															
Ant.0	DFT-s-OFDM BPSK	SA	Front Side	10	380000	1900	1	1	0.12	0.038	23.00	24.00	1.259	0.048	/
			Back Side	10	380000	1900	1	1	-0.15	0.375	23.00	24.00	1.259	**0.472**	56#
			Left Edge	10	380000	1900	1	1	-0.08	0.084	23.00	24.00	1.259	0.106	/
			Right Edge	10	380000	1900	1	1	-0.03	0.013	23.00	24.00	1.259	0.016	/
			Bottom Edge	10	380000	1900	1	1	-0.04	0.216	23.00	24.00	1.259	0.272	/
			Front Side	10	376000	1880	50	28	-0.04	0.038	22.98	24.00	1.265	0.048	/
			Back Side	10	376000	1880	50	28	0.07	0.358	22.98	24.00	1.265	0.453	/
			Left Edge	10	376000	1880	50	28	-0.10	0.085	22.98	24.00	1.265	0.108	/
			Right Edge	10	376000	1880	50	28	-0.10	0.013	22.98	24.00	1.265	0.016	/
			Bottom Edge	10	376000	1880	50	28	0.03	0.208	22.98	24.00	1.265	0.263	/
Ant.5	DFT-s-OFDM BPSK	NSA	Front Side	10	376000	1880	1	104	0.12	0.069	20.08	21.00	1.236	0.085	/
			Back Side	10	376000	1880	1	104	0.05	0.199	20.08	21.00	1.236	0.246	/
			Right Edge	10	376000	1880	1	104	-0.05	0.197	20.08	21.00	1.236	0.243	/
			Front Side	10	372000	1860	50	28	-0.05	0.063	20.10	21.00	1.230	0.077	/
			Back Side	10	372000	1860	50	28	0.08	0.184	20.10	21.00	1.230	0.226	/
			Right Edge	10	372000	1860	50	28	-0.13	0.184	20.10	21.00	1.230	0.226	/

Note: Refer to ANNEX C for the detailed test data for each test configuration.

Antenna	Mode	Information	Position	Dist. (mm)	Ch.	Freq. (MHz)	RB Num.	RB Start	Power Drift (dB)	10g Meas SAR (W/kg)	Meas. Power (dBm)	Max. tune-power (dBm)	Scaling Factor	10g Scaled SAR (W/kg)	Meas. No.
Extremity															
Ant.0	DFT-s-OFDM BPSK	SA	Front Side	0	380000	1900	1	1	-0.02	0.132	23.00	24.00	1.259	0.166	/
			Back Side	0	380000	1900	1	1	-0.17	0.884	23.00	24.00	1.259	**1.113**	57#
			Left Edge	0	380000	1900	1	1	0.04	0.236	23.00	24.00	1.259	0.297	/
			Right Edge	0	380000	1900	1	1	-0.04	0.021	23.00	24.00	1.259	0.026	/
			Bottom Edge	0	380000	1900	1	1	-0.06	0.591	23.00	24.00	1.259	0.744	/
			Front Side	0	376000	1880	50	28	-0.02	0.122	22.98	24.00	1.265	0.154	/
			Back Side	0	376000	1880	50	28	0.02	0.809	22.98	24.00	1.265	1.023	/
			Left Edge	0	376000	1880	50	28	-0.05	0.218	22.98	24.00	1.265	0.276	/
			Right Edge	0	376000	1880	50	28	0.11	0.019	22.98	24.00	1.265	0.024	/
			Bottom Edge	0	376000	1880	50	28	0.07	0.564	22.98	24.00	1.265	0.713	/
Ant.5	DFT-s-OFDM BPSK	NSA	Front Side	0	376000	1880	1	104	0.07	0.167	20.08	21.00	1.236	0.206	/
			Back Side	0	376000	1880	1	104	0.12	0.587	20.08	21.00	1.236	0.726	/
			Right Edge	0	376000	1880	1	104	-0.09	0.547	20.08	21.00	1.236	0.676	/
			Front Side	0	372000	1860	50	28	-0.01	0.127	20.10	21.00	1.230	0.156	/
			Back Side	0	372000	1860	50	28	0.03	0.521	20.10	21.00	1.230	0.641	/
			Right Edge	0	372000	1860	50	28	0.07	0.490	20.10	21.00	1.230	0.603	/

Note: Refer to ANNEX C for the detailed test data for each test configuration.

10.20 5G n5 (20MHz Bandwidth)

Antenna	Mode	Information	Position	Dist. (mm)	Ch.	Freq. (MHz)	RB Num.	RB Start	Power Drift (dB)	1g Meas SAR (W/kg)	Meas. Power (dBm)	Max. tune-power (dBm)	Scaling Factor	1g Scaled SAR (W/kg)	Meas. No.
Head															
Ant.0	DFT-s-OFDM BPSK	SA	Left Cheek	0	167300	836.5	1	1	0.00	0.087	23.80	24.00	1.047	0.091	/
			Left Tilt	0	167300	836.5	1	1	-0.10	0.035	23.80	24.00	1.047	0.037	/
			Right Cheek	0	167300	836.5	1	1	-0.12	0.088	23.80	24.00	1.047	**0.092**	58#
			Right Tilt	0	167300	836.5	1	1	-0.05	0.031	23.80	24.00	1.047	0.032	/
			Left Cheek	0	167800	839	50	0	-0.07	0.084	23.78	24.00	1.052	0.088	/
			Left Tilt	0	167800	839	50	0	0.12	0.033	23.78	24.00	1.052	0.035	/
			Right Cheek	0	167800	839	50	0	-0.04	0.083	23.78	24.00	1.052	0.087	/
			Right Tilt	0	167800	839	50	0	0.00	0.029	23.78	24.00	1.052	0.031	/
Body-Worn&Hotspot															
Ant.0	DFT-s-OFDM BPSK	SA	Front Side	10	167300	836.5	1	1	-0.05	0.052	23.80	24.00	1.047	0.054	/
			Back Side	10	167300	836.5	1	1	-0.15	0.178	23.80	24.00	1.047	**0.186**	59#
			Left Edge	10	167300	836.5	1	1	-0.12	0.067	23.80	24.00	1.047	0.070	/
			Right Edge	10	167300	836.5	1	1	-0.04	0.050	23.80	24.00	1.047	0.052	/
			Bottom Edge	10	167300	836.5	1	1	-0.08	0.078	23.80	24.00	1.047	0.082	/
			Front Side	10	167800	839	50	0	-0.03	0.044	23.78	24.00	1.052	0.046	/
			Back Side	10	167800	839	50	0	0.08	0.135	23.78	24.00	1.052	0.142	/
			Left Edge	10	167800	839	50	0	0.00	0.057	23.78	24.00	1.052	0.060	/
			Right Edge	10	167800	839	50	0	-0.01	0.065	23.78	24.00	1.052	0.068	/
			Bottom Edge	10	167800	839	50	0	0.09	0.070	23.78	24.00	1.052	0.074	/
Note: Refer to ANNEX C for the detailed test data for each test configuration.															

Antenna	Mode	Information	Position	Dist. (mm)	Ch.	Freq. (MHz)	RB Num.	RB Start	Power Drift (dB)	10g Meas SAR (W/kg)	Meas. Power (dBm)	Max. tune-power (dBm)	Scaling Factor	10g Scaled SAR (W/kg)	Meas. No.
Extremity															
Ant.0	DFT-s-OFDM BPSK	SA	Front Side	0	167300	836.5	1	1	-0.11	0.206	23.80	24.00	1.047	0.216	/
			Back Side	0	167300	836.5	1	1	-0.15	0.714	23.80	24.00	1.047	**0.748**	60#
			Left Edge	0	167300	836.5	1	1	-0.09	0.283	23.80	24.00	1.047	0.296	/
			Right Edge	0	167300	836.5	1	1	0.10	0.219	23.80	24.00	1.047	0.229	/
			Bottom Edge	0	167300	836.5	1	1	-0.09	0.289	23.80	24.00	1.047	0.303	/
			Front Side	0	167800	839	50	0	-0.09	0.174	23.78	24.00	1.052	0.183	/
			Back Side	0	167800	839	50	0	0.08	0.617	23.78	24.00	1.052	0.649	/
			Left Edge	0	167800	839	50	0	-0.09	0.244	23.78	24.00	1.052	0.257	/
			Right Edge	0	167800	839	50	0	-0.12	0.276	23.78	24.00	1.052	0.290	/
			Bottom Edge	0	167800	839	50	0	-0.11	0.264	23.78	24.00	1.052	0.278	/
Note: Refer to ANNEX C for the detailed test data for each test configuration.															

10.21 5G n7 (20MHz Bandwidth)

Antenna	Mode	Information	Position	Dist. (mm)	Ch.	Freq. (MHz)	RB Num.	RB Start	Power Drift (dB)	1g Meas SAR (W/kg)	Meas. Power (dBm)	Max. tune-power (dBm)	Scaling Factor	1g Scaled SAR (W/kg)	Meas. No.
Head															
Ant.5	DFT-s-OFDM BPSK	SA	Left Cheek	0	502000	2510	1	53	0.07	0.755	24.96	25.50	1.132	**0.855**	61#
			Left Tilt	0	502000	2510	1	53	0.03	0.060	24.96	25.50	1.132	0.068	/
			Right Cheek	0	502000	2510	1	53	0.07	0.262	24.96	25.50	1.132	0.297	/
			Right Tilt	0	502000	2510	1	53	-0.07	0.047	24.96	25.50	1.132	0.053	/
			Left Cheek	0	512000	2560	50	28	-0.12	0.570	23.87	25.50	1.455	0.829	/
			Left Tilt	0	512000	2560	50	28	0.02	0.048	23.87	25.50	1.455	0.070	/
			Right Cheek	0	512000	2560	50	28	-0.10	0.207	23.87	25.50	1.455	0.301	/
			Right Tilt	0	512000	2560	50	28	-0.01	0.036	23.87	25.50	1.455	0.052	/
			Left Cheek	0	507000	2535	1	53	0.09	0.725	24.92	25.50	1.143	0.829	/
			Left Cheek	0	512000	2560	1	53	0.01	0.740	24.93	25.50	1.140	0.844	/
			Left Cheek	0	502000	2510	50	28	-0.02	0.575	23.79	25.50	1.483	0.853	/
			Left Cheek	0	507000	2535	50	56	0.10	0.565	23.76	25.50	1.493	0.844	/
			Left Cheek	0	502000	2510	100	0	0.09	0.530	23.79	24.50	1.178	0.624	/
Body-Worn&Hotspot															
Ant.5	DFT-s-OFDM BPSK	SA	Front Side	10	502000	2510	1	53	-0.05	0.250	24.96	25.50	1.132	0.283	/
			Back Side	10	502000	2510	1	53	-0.07	0.574	24.96	25.50	1.132	**0.650**	62#
			Right Edge	10	502000	2510	1	53	-0.06	0.492	24.96	25.50	1.132	0.557	/
			Front Side	10	512000	2560	50	28	0.10	0.227	23.87	25.50	1.455	0.330	/
			Back Side	10	512000	2560	50	28	-0.05	0.443	23.87	25.50	1.455	0.645	/
			Right Edge	10	512000	2560	50	28	-0.15	0.435	23.87	25.50	1.455	0.633	/
Note: Refer to ANNEX C for the detailed test data for each test configuration.															

Antenna	Mode	Information	Position	Dist. (mm)	Ch.	Freq. (MHz)	RB Num.	RB Start	Power Drift (dB)	10g Meas SAR (W/kg)	Meas. Power (dBm)	Max. tune-power (dBm)	Scaling Factor	10g Scaled SAR (W/kg)	Meas. No.
Extremity															
Ant.5	DFT-s-OFDM BPSK	SA	Front Side	0	502000	2510	1	53	-0.12	0.614	24.96	25.50	1.132	0.695	/
			Back Side	0	502000	2510	1	53	0.12	1.150	24.96	25.50	1.132	1.302	/
			Right Edge	0	502000	2510	1	53	0.18	1.470	24.96	25.50	1.132	**1.664**	63#
			Front Side	0	512000	2560	50	28	0.08	0.479	23.87	25.50	1.455	0.697	/
			Back Side	0	512000	2560	50	28	-0.05	1.020	23.87	25.50	1.455	1.484	/
			Right Edge	0	512000	2560	50	28	-0.09	1.130	23.87	25.50	1.455	1.644	/
Note: Refer to ANNEX C for the detailed test data for each test configuration.															

10.22 5G n12 (15MHz Bandwidth)

Antenna	Mode	Information	Position	Dist. (mm)	Ch.	Freq. (MHz)	RB Num.	RB Start	Power Drift (dB)	1g Meas SAR (W/kg)	Meas. Power (dBm)	Max. tune-power (dBm)	Scaling Factor	1g Scaled SAR (W/kg)	Meas. No.
Head															
Ant.0	DFT-s-OFDM BPSK	SA	Left Cheek	0	141500	707.5	1	40	0.01	0.071	23.72	24.00	1.067	0.076	/
			Left Tilt	0	141500	707.5	1	40	0.10	0.028	23.72	24.00	1.067	0.030	/
			Right Cheek	0	141500	707.5	1	40	-0.03	0.072	23.72	24.00	1.067	**0.077**	64#
			Right Tilt	0	141500	707.5	1	40	0.04	0.026	23.72	24.00	1.067	0.028	/
			Left Cheek	0	141300	706.5	36	22	-0.09	0.069	23.83	24.00	1.040	0.072	/
			Left Tilt	0	141300	706.5	36	22	0.03	0.028	23.83	24.00	1.040	0.029	/
			Right Cheek	0	141300	706.5	36	22	-0.03	0.069	23.83	24.00	1.040	0.072	/
			Right Tilt	0	141300	706.5	36	22	0.09	0.023	23.83	24.00	1.040	0.024	/
Body-Worn&Hotspot															
Ant.0	DFT-s-OFDM BPSK	SA	Front Side	10	141500	707.5	1	40	0.02	0.065	23.72	24.00	1.067	0.069	/
			Back Side	10	141500	707.5	1	40	0.01	0.223	23.72	24.00	1.067	**0.238**	65#
			Left Edge	10	141500	707.5	1	40	-0.15	0.090	23.72	24.00	1.067	0.096	/
			Right Edge	10	141500	707.5	1	40	0.07	0.048	23.72	24.00	1.067	0.051	/
			Bottom Edge	10	141500	707.5	1	40	-0.06	0.012	23.72	24.00	1.067	0.013	/
			Front Side	10	141300	706.5	36	22	0.10	0.056	23.83	24.00	1.040	0.058	/
			Back Side	10	141300	706.5	36	22	0.07	0.192	23.83	24.00	1.040	0.200	/
			Left Edge	10	141300	706.5	36	22	0.00	0.099	23.83	24.00	1.040	0.103	/
			Right Edge	10	141300	706.5	36	22	-0.06	0.045	23.83	24.00	1.040	0.047	/
			Bottom Edge	10	141300	706.5	36	22	0.02	0.011	23.83	24.00	1.040	0.011	/
Note: Refer to ANNEX C for the detailed test data for each test configuration.															

Antenna	Mode	Information	Position	Dist. (mm)	Ch.	Freq. (MHz)	RB Num.	RB Start	Power Drift (dB)	10g Meas SAR (W/kg)	Meas. Power (dBm)	Max. tune-power (dBm)	Scaling Factor	10g Scaled SAR (W/kg)	Meas. No.
Extremity															
Ant.0	DFT-s-OFDM BPSK	SA	Front Side	0	141500	707.5	1	40	0.03	0.135	23.72	24.00	1.067	0.144	/
			Back Side	0	141500	707.5	1	40	-0.15	0.456	23.72	24.00	1.067	**0.487**	66#
			Left Edge	0	141500	707.5	1	40	-0.03	0.181	23.72	24.00	1.067	0.193	/
			Right Edge	0	141500	707.5	1	40	-0.04	0.098	23.72	24.00	1.067	0.105	/
			Bottom Edge	0	141500	707.5	1	40	-0.09	0.023	23.72	24.00	1.067	0.025	/
			Front Side	0	141300	706.5	36	22	0.00	0.118	23.83	24.00	1.040	0.123	/
			Back Side	0	141300	706.5	36	22	0.11	0.392	23.83	24.00	1.040	0.408	/
			Left Edge	0	141300	706.5	36	22	0.07	0.180	23.83	24.00	1.040	0.187	/
			Right Edge	0	141300	706.5	36	22	-0.01	0.093	23.83	24.00	1.040	0.097	/
			Bottom Edge	0	141300	706.5	36	22	0.01	0.023	23.83	24.00	1.040	0.024	/
Note: Refer to ANNEX C for the detailed test data for each test configuration.															

10.23 5G n13 (10MHz Bandwidth)

Antenna	Mode	Information	Position	Dist. (mm)	Ch.	Freq. (MHz)	RB Num.	RB Start	Power Drift (dB)	1g Meas SAR (W/kg)	Meas. Power (dBm)	Max. tune-power (dBm)	Scaling Factor	1g Scaled SAR (W/kg)	Meas. No.
Head															
Ant.0	DFT-s-OFDM BPSK	SA	Left Cheek	0	156400	782	1	1	0.09	0.041	23.42	24.00	1.143	**0.047**	67#
			Left Tilt	0	156400	782	1	1	-0.08	0.019	23.42	24.00	1.143	0.022	/
			Right Cheek	0	156400	782	1	1	0.03	0.038	23.42	24.00	1.143	0.043	/
			Right Tilt	0	156400	782	1	1	0.01	0.017	23.42	24.00	1.143	0.019	/
			Left Cheek	0	156400	782	25	27	-0.10	0.039	23.31	24.00	1.172	0.046	/
			Left Tilt	0	156400	782	25	27	0.07	0.019	23.31	24.00	1.172	0.022	/
			Right Cheek	0	156400	782	25	27	-0.09	0.038	23.31	24.00	1.172	0.045	/
			Right Tilt	0	156400	782	25	27	-0.03	0.017	23.31	24.00	1.172	0.020	/
Body-Worn&Hotspot															
Ant.0	DFT-s-OFDM BPSK	SA	Front Side	10	156400	782	1	1	-0.05	0.041	23.42	24.00	1.143	0.047	/
			Back Side	10	156400	782	1	1	-0.12	0.132	23.42	24.00	1.143	**0.151**	68#
			Left Edge	10	156400	782	1	1	0.12	0.053	23.42	24.00	1.143	0.061	/
			Right Edge	10	156400	782	1	1	-0.12	0.048	23.42	24.00	1.143	0.055	/
			Bottom Edge	10	156400	782	1	1	-0.01	0.008	23.42	24.00	1.143	0.009	/
			Front Side	10	156400	782	25	27	-0.07	0.039	23.31	24.00	1.172	0.046	/
			Back Side	10	156400	782	25	27	-0.03	0.128	23.31	24.00	1.172	0.150	/
			Left Edge	10	156400	782	25	27	0.03	0.051	23.31	24.00	1.172	0.060	/
			Right Edge	10	156400	782	25	27	0.01	0.045	23.31	24.00	1.172	0.053	/
			Bottom Edge	10	156400	782	25	27	0.12	0.007	23.31	24.00	1.172	0.008	/
Note: Refer to ANNEX C for the detailed test data for each test configuration.															

Antenna	Mode	Information	Position	Dist. (mm)	Ch.	Freq. (MHz)	RB Num.	RB Start	Power Drift (dB)	10g Meas SAR (W/kg)	Meas. Power (dBm)	Max. tune-power (dBm)	Scaling Factor	10g Scaled SAR (W/kg)	Meas. No.
Extremity															
Ant.0	DFT-s-OFDM BPSK	SA	Front Side	10	156400	782	1	1	-0.08	0.165	23.42	24.00	1.143	0.189	/
			Back Side	10	156400	782	1	1	-0.15	0.576	23.42	24.00	1.143	**0.658**	69#
			Left Edge	10	156400	782	1	1	0.06	0.225	23.42	24.00	1.143	0.257	/
			Right Edge	10	156400	782	1	1	0.12	0.203	23.42	24.00	1.143	0.232	/
			Bottom Edge	10	156400	782	1	1	0.10	0.032	23.42	24.00	1.143	0.037	/
			Front Side	10	156400	782	25	27	0.12	0.168	23.31	24.00	1.172	0.197	/
			Back Side	10	156400	782	25	27	0.02	0.538	23.31	24.00	1.172	0.631	/
			Left Edge	10	156400	782	25	27	-0.15	0.216	23.31	24.00	1.172	0.253	/
			Right Edge	10	156400	782	25	27	-0.14	0.192	23.31	24.00	1.172	0.225	/
			Bottom Edge	10	156400	782	25	27	-0.09	0.030	23.31	24.00	1.172	0.035	/
Note: Refer to ANNEX C for the detailed test data for each test configuration.															

10.24 5G n25 (20MHz Bandwidth)

Antenna	Mode	Information	Position	Dist. (mm)	Ch.	Freq. (MHz)	RB Num.	RB Start	Power Drift (dB)	1g Meas SAR (W/kg)	Meas. Power (dBm)	Max. tune-power (dBm)	Scaling Factor	1g Scaled SAR (W/kg)	Meas. No.
Head															
Ant.0	DFT-s-OFDM BPSK	SA	Left Cheek	0	376500	1882.5	1	53	0.06	0.035	23.83	24.00	1.040	0.036	/
			Left Tilt	0	376500	1882.5	1	53	0.01	0.016	23.83	24.00	1.040	0.017	/
			Right Cheek	0	376500	1882.5	1	53	0.11	0.032	23.83	24.00	1.040	0.033	/
			Right Tilt	0	376500	1882.5	1	53	0.11	0.013	23.83	24.00	1.040	0.014	/
			Left Cheek	0	381000	1905	50	56	-0.07	0.032	23.87	24.00	1.030	0.033	/
			Left Tilt	0	381000	1905	50	56	-0.03	0.015	23.87	24.00	1.030	0.015	/
			Right Cheek	0	381000	1905	50	56	-0.15	0.031	23.87	24.00	1.030	0.032	/
			Right Tilt	0	381000	1905	50	56	-0.11	0.013	23.87	24.00	1.030	0.013	/
Ant.5	DFT-s-OFDM BPSK	NSA	Left Cheek	0	372000	1860	1	104	0.05	0.201	19.96	21.00	1.271	0.255	/
			Left Tilt	0	372000	1860	1	104	0.06	0.046	19.96	21.00	1.271	0.058	/
			Right Cheek	0	372000	1860	1	104	-0.09	0.118	19.96	21.00	1.271	0.150	/
			Right Tilt	0	372000	1860	1	104	-0.13	0.053	19.96	21.00	1.271	0.067	/
			Left Cheek	0	376500	1882.5	50	28	0.08	0.205	20.04	21.00	1.247	**0.256**	70#
			Left Tilt	0	376500	1882.5	50	28	-0.01	0.045	20.04	21.00	1.247	0.056	/
			Right Cheek	0	376500	1882.5	50	28	-0.15	0.114	20.04	21.00	1.247	0.142	/
			Right Tilt	0	376500	1882.5	50	28	-0.02	0.051	20.04	21.00	1.247	0.064	/
Body-Worn&Hotspot															
Ant.0	DFT-s-OFDM BPSK	SA	Front Side	10	376500	1882.5	1	53	-0.10	0.050	23.83	24.00	1.040	0.052	/
			Back Side	10	376500	1882.5	1	53	-0.19	0.390	23.83	24.00	1.040	**0.406**	71#
			Left Edge	10	376500	1882.5	1	53	-0.03	0.090	23.83	24.00	1.040	0.094	/
			Right Edge	10	376500	1882.5	1	53	-0.01	0.014	23.83	24.00	1.040	0.015	/
			Bottom Edge	10	376500	1882.5	1	53	0.10	0.287	23.83	24.00	1.040	0.298	/
			Front Side	10	381000	1905	50	56	0.02	0.043	23.87	24.00	1.030	0.044	/
			Back Side	10	381000	1905	50	56	-0.06	0.351	23.87	24.00	1.030	0.362	/
			Left Edge	10	381000	1905	50	56	0.11	0.068	23.87	24.00	1.030	0.070	/
			Right Edge	10	381000	1905	50	56	0.12	0.013	23.87	24.00	1.030	0.013	/
			Bottom Edge	10	381000	1905	50	56	0.07	0.254	23.87	24.00	1.030	0.262	/
Ant.5	DFT-s-OFDM BPSK	NSA	Front Side	10	372000	1860	1	104	-0.01	0.071	19.96	21.00	1.271	0.090	/
			Back Side	10	372000	1860	1	104	-0.15	0.199	19.96	21.00	1.271	0.253	/
			Right Edge	10	372000	1860	1	104	-0.06	0.211	19.96	21.00	1.271	0.268	/
			Front Side	10	376500	1882.5	50	28	0.10	0.062	20.04	21.00	1.247	0.077	/
			Back Side	10	376500	1882.5	50	28	0.07	0.186	20.04	21.00	1.247	0.232	/
			Right Edge	10	376500	1882.5	50	28	-0.12	0.190	20.04	21.00	1.247	0.237	/

Note: Refer to ANNEX C for the detailed test data for each test configuration.

Antenna	Mode	Information	Position	Dist. (mm)	Ch.	Freq. (MHz)	RB Num.	RB Start	Power Drift (dB)	10g Meas SAR (W/kg)	Meas. Power (dBm)	Max. tune-power (dBm)	Scaling Factor	10g Scaled SAR (W/kg)	Meas. No.
Extremity															
Ant.0	DFT-s-OFDM BPSK	SA	Front Side	0	376500	1882.5	1	53	-0.15	0.129	23.83	24.00	1.040	0.134	/
			Back Side	0	376500	1882.5	1	53	-0.13	0.862	23.83	24.00	1.040	**0.896**	72#
			Left Edge	0	376500	1882.5	1	53	-0.05	0.230	23.83	24.00	1.040	0.239	/
			Right Edge	0	376500	1882.5	1	53	-0.04	0.020	23.83	24.00	1.040	0.021	/
			Bottom Edge	0	376500	1882.5	1	53	0.01	0.571	23.83	24.00	1.040	0.594	/
			Front Side	0	381000	1905	50	56	0.10	0.119	23.87	24.00	1.030	0.123	/
			Back Side	0	381000	1905	50	56	-0.08	0.787	23.87	24.00	1.030	0.811	/
			Left Edge	0	381000	1905	50	56	0.09	0.212	23.87	24.00	1.030	0.218	/
			Right Edge	0	381000	1905	50	56	-0.01	0.018	23.87	24.00	1.030	0.019	/
			Bottom Edge	0	381000	1905	50	56	-0.09	0.543	23.87	24.00	1.030	0.559	/
Ant.5	DFT-s-OFDM BPSK	NSA	Front Side	0	372000	1860	1	104	-0.10	0.184	19.96	21.00	1.271	0.234	/
			Back Side	0	372000	1860	1	104	-0.07	0.646	19.96	21.00	1.271	0.821	/
			Right Edge	0	372000	1860	1	104	-0.07	0.602	19.96	21.00	1.271	0.765	/
			Front Side	0	376500	1882.5	50	28	0.04	0.140	20.04	21.00	1.247	0.175	/
			Back Side	0	376500	1882.5	50	28	-0.09	0.573	20.04	21.00	1.247	0.715	/
			Right Edge	0	376500	1882.5	50	28	0.01	0.539	20.04	21.00	1.247	0.672	/

Note: Refer to ANNEX C for the detailed test data for each test configuration.

10.25 5G n26 (20MHz Bandwidth)

Antenna	Mode	Information	Position	Dist. (mm)	Ch.	Freq. (MHz)	RB Num.	RB Start	Power Drift (dB)	1g Meas SAR (W/kg)	Meas. Power (dBm)	Max. tune-power (dBm)	Scaling Factor	1g Scaled SAR (W/kg)	Meas. No.
Head															
Ant.0	DFT-s-OFDM BPSK	SA	Left Cheek	0	166300	831.5	1	104	-0.03	0.081	23.68	24.00	1.076	0.087	/
			Left Tilt	0	166300	831.5	1	104	-0.12	0.038	23.68	24.00	1.076	0.041	/
			Right Cheek	0	166300	831.5	1	104	0.11	0.083	23.68	24.00	1.076	**0.089**	73#
			Right Tilt	0	166300	831.5	1	104	-0.03	0.033	23.68	24.00	1.076	0.036	/
			Left Cheek	0	166300	831.5	50	56	0.00	0.081	23.76	24.00	1.057	0.086	/
			Left Tilt	0	166300	831.5	50	56	-0.03	0.035	23.76	24.00	1.057	0.037	/
			Right Cheek	0	166300	831.5	50	56	0.01	0.080	23.76	24.00	1.057	0.085	/
			Right Tilt	0	166300	831.5	50	56	0.03	0.032	23.76	24.00	1.057	0.034	/
Body-Worn&Hotspot															
Ant.0	DFT-s-OFDM BPSK	SA	Front Side	10	166300	831.5	1	104	-0.01	0.061	23.68	24.00	1.076	0.066	/
			Back Side	10	166300	831.5	1	104	-0.02	0.188	23.68	24.00	1.076	**0.202**	74#
			Left Edge	10	166300	831.5	1	104	-0.15	0.072	23.68	24.00	1.076	0.077	/
			Right Edge	10	166300	831.5	1	104	0.06	0.069	23.68	24.00	1.076	0.074	/
			Bottom Edge	10	166300	831.5	1	104	0.11	0.095	23.68	24.00	1.076	0.102	/
			Front Side	10	166300	831.5	50	56	-0.01	0.055	23.76	24.00	1.057	0.058	/
			Back Side	10	166300	831.5	50	56	0.03	0.165	23.76	24.00	1.057	0.174	/
			Left Edge	10	166300	831.5	50	56	-0.08	0.063	23.76	24.00	1.057	0.067	/
			Right Edge	10	166300	831.5	50	56	-0.12	0.059	23.76	24.00	1.057	0.062	/
			Bottom Edge	10	166300	831.5	50	56	-0.13	0.083	23.76	24.00	1.057	0.088	/
Note: Refer to ANNEX C for the detailed test data for each test configuration.															

Antenna	Mode	Information	Position	Dist. (mm)	Ch.	Freq. (MHz)	RB Num.	RB Start	Power Drift (dB)	10g Meas SAR (W/kg)	Meas. Power (dBm)	Max. tune-power (dBm)	Scaling Factor	10g Scaled SAR (W/kg)	Meas. No.
Extremity															
Ant.0	DFT-s-OFDM BPSK	SA	Front Side	0	166300	831.5	1	104	-0.06	0.181	23.68	24.00	1.076	0.195	/
			Back Side	0	166300	831.5	1	104	-0.14	0.653	23.68	24.00	1.076	**0.703**	75#
			Left Edge	0	166300	831.5	1	104	0.11	0.233	23.68	24.00	1.076	0.251	/
			Right Edge	0	166300	831.5	1	104	-0.08	0.222	23.68	24.00	1.076	0.239	/
			Bottom Edge	0	166300	831.5	1	104	-0.13	0.268	23.68	24.00	1.076	0.288	/
			Front Side	0	166300	831.5	50	56	-0.01	0.163	23.76	24.00	1.057	0.172	/
			Back Side	0	166300	831.5	50	56	0.10	0.571	23.76	24.00	1.057	0.604	/
			Left Edge	0	166300	831.5	50	56	-0.13	0.204	23.76	24.00	1.057	0.216	/
			Right Edge	0	166300	831.5	50	56	-0.04	0.192	23.76	24.00	1.057	0.203	/
			Bottom Edge	0	166300	831.5	50	56	-0.09	0.245	23.76	24.00	1.057	0.259	/
Note: Refer to ANNEX C for the detailed test data for each test configuration.															

10.26 5G n66 (20MHz Bandwidth)

Antenna	Mode	Information	Position	Dist. (mm)	Ch.	Freq. (MHz)	RB Num.	RB Start	Power Drift (dB)	1g Meas SAR (W/kg)	Meas. Power (dBm)	Max. tune-power (dBm)	Scaling Factor	1g Scaled SAR (W/kg)	Meas. No.
Head															
Ant.0	DFT-s-OFDM BPSK	SA	Left Cheek	0	344000	1720	1	53	0.09	0.060	23.86	24.00	1.033	0.062	/
			Left Tilt	0	344000	1720	1	53	0.02	0.021	23.86	24.00	1.033	0.022	/
			Right Cheek	0	344000	1720	1	53	0.05	0.048	23.86	24.00	1.033	0.050	/
			Right Tilt	0	344000	1720	1	53	0.02	0.018	23.86	24.00	1.033	0.019	/
			Left Cheek	0	344000	1720	50	28	0.05	0.054	23.84	24.00	1.038	0.056	/
			Left Tilt	0	344000	1720	50	28	0.02	0.019	23.84	24.00	1.038	0.020	/
			Right Cheek	0	344000	1720	50	28	0.05	0.045	23.84	24.00	1.038	0.047	/
			Right Tilt	0	344000	1720	50	28	0.02	0.018	23.84	24.00	1.038	0.019	/
Ant.5	DFT-s-OFDM BPSK	NSA	Left Cheek	0	349000	1745	1	1	0.06	0.135	20.11	21.00	1.227	**0.166**	76#
			Left Tilt	0	349000	1745	1	1	-0.06	0.042	20.11	21.00	1.227	0.052	/
			Right Cheek	0	349000	1745	1	1	-0.14	0.064	20.11	21.00	1.227	0.079	/
			Right Tilt	0	349000	1745	1	1	0.03	0.039	20.11	21.00	1.227	0.048	/
			Left Cheek	0	349000	1745	50	0	-0.08	0.126	20.06	21.00	1.242	0.156	/
			Left Tilt	0	349000	1745	50	0	-0.08	0.041	20.06	21.00	1.242	0.051	/
			Right Cheek	0	349000	1745	50	0	0.01	0.063	20.06	21.00	1.242	0.078	/
			Right Tilt	0	349000	1745	50	0	-0.15	0.038	20.06	21.00	1.242	0.047	/
Body-Worn&Hotspot															
Ant.0	DFT-s-OFDM BPSK	SA	Front Side	10	344000	1720	1	53	-0.13	0.140	23.86	24.00	1.033	0.145	/
			Back Side	10	344000	1720	1	53	-0.07	0.248	23.86	24.00	1.033	0.256	/
			Left Edge	10	344000	1720	1	53	-0.06	0.135	23.86	24.00	1.033	0.139	/
			Right Edge	10	344000	1720	1	53	-0.10	0.032	23.86	24.00	1.033	0.033	/
			Bottom Edge	10	344000	1720	1	53	0.02	0.263	23.86	24.00	1.033	0.272	/
			Front Side	10	344000	1720	50	28	0.09	0.138	23.84	24.00	1.038	0.143	/
			Back Side	10	344000	1720	50	28	0.04	0.246	23.84	24.00	1.038	0.255	/
			Left Edge	10	344000	1720	50	28	0.05	0.122	23.84	24.00	1.038	0.127	/
			Right Edge	10	344000	1720	50	28	0.11	0.035	23.84	24.00	1.038	0.036	/
			Bottom Edge	10	344000	1720	50	28	0.01	0.317	23.84	24.00	1.038	**0.329**	77#
Ant.5	DFT-s-OFDM BPSK	NSA	Front Side	10	349000	1745	1	1	-0.15	0.023	20.11	21.00	1.227	0.028	/
			Back Side	10	349000	1745	1	1	-0.07	0.081	20.11	21.00	1.227	0.099	/
			Right Edge	10	349000	1745	1	1	-0.14	0.105	20.11	21.00	1.227	0.129	/
			Front Side	10	349000	1745	50	0	-0.03	0.023	20.06	21.00	1.242	0.029	/
			Back Side	10	349000	1745	50	0	-0.15	0.076	20.06	21.00	1.242	0.094	/
			Right Edge	10	349000	1745	50	0	0.06	0.100	20.06	21.00	1.242	0.124	/

Note: Refer to ANNEX C for the detailed test data for each test configuration.

Antenna	Mode	Information	Position	Dist. (mm)	Ch.	Freq. (MHz)	RB Num.	RB Start	Power Drift (dB)	10g Meas SAR (W/kg)	Meas. Power (dBm)	Max. tune-power (dBm)	Scaling Factor	10g Scaled SAR (W/kg)	Meas. No.
Extremity															
Ant.0	DFT-s-OFDM BPSK	SA	Front Side	0	344000	1720	1	53	-0.02	0.366	23.86	24.00	1.033	0.378	/
			Back Side	0	344000	1720	1	53	-0.05	0.802	23.86	24.00	1.033	0.828	/
			Left Edge	0	344000	1720	1	53	0.03	0.456	23.86	24.00	1.033	0.471	/
			Right Edge	0	344000	1720	1	53	-0.10	0.058	23.86	24.00	1.033	0.060	/
			Bottom Edge	0	344000	1720	1	53	-0.12	0.893	23.86	24.00	1.033	0.922	/
			Front Side	0	344000	1720	50	28	0.01	0.340	23.84	24.00	1.038	0.353	/
			Back Side	0	344000	1720	50	28	0.10	0.721	23.84	24.00	1.038	0.748	/
			Left Edge	0	344000	1720	50	28	0.02	0.397	23.84	24.00	1.038	0.412	/
			Right Edge	0	344000	1720	50	28	-0.04	0.098	23.84	24.00	1.038	0.102	/
			Bottom Edge	0	344000	1720	50	28	0.18	0.955	23.84	24.00	1.038	**0.991**	78#
Ant.5	DFT-s-OFDM BPSK	NSA	Front Side	0	349000	1745	1	1	-0.06	0.076	20.11	21.00	1.227	0.093	/
			Back Side	0	349000	1745	1	1	0.12	0.361	20.11	21.00	1.227	0.443	/
			Right Edge	0	349000	1745	1	1	-0.03	0.336	20.11	21.00	1.227	0.412	/
			Front Side	0	349000	1745	50	0	-0.07	0.068	20.06	21.00	1.242	0.084	/
			Back Side	0	349000	1745	50	0	0.06	0.316	20.06	21.00	1.242	0.392	/
			Right Edge	0	349000	1745	50	0	-0.09	0.313	20.06	21.00	1.242	0.389	/

Note: Refer to ANNEX C for the detailed test data for each test configuration.

10.27 5G n71 (20MHz Bandwidth)

Antenna	Mode	Information	Position	Dist. (mm)	Ch.	Freq. (MHz)	RB Num.	RB Start	Power Drift (dB)	1g Meas SAR (W/kg)	Meas. Power (dBm)	Max. tune-power (dBm)	Scaling Factor	1g Scaled SAR (W/kg)	Meas. No.
Head															
Ant.0	DFT-s-OFDM BPSK	SA	Left Cheek	0	136100	680.5	1	1	0.11	0.070	24.05	25.50	1.396	0.098	/
			Left Tilt	0	136100	680.5	1	1	-0.12	0.032	24.05	25.50	1.396	0.045	/
			Right Cheek	0	136100	680.5	1	1	0.13	0.071	24.05	25.50	1.396	**0.099**	79#
			Right Tilt	0	136100	680.5	1	1	-0.13	0.028	24.05	25.50	1.396	0.039	/
			Left Cheek	0	137600	688	50	28	-0.10	0.068	24.11	25.50	1.377	0.094	/
			Left Tilt	0	137600	688	50	28	0.00	0.031	24.11	25.50	1.377	0.043	/
			Right Cheek	0	137600	688	50	28	0.11	0.068	24.11	25.50	1.377	0.094	/
			Right Tilt	0	137600	688	50	28	-0.02	0.028	24.11	25.50	1.377	0.039	/
Body-Worn&Hotspot															
Ant.0	DFT-s-OFDM BPSK	SA	Front Side	10	136100	680.5	1	1	0.02	0.068	24.05	25.50	1.396	0.095	/
			Back Side	10	136100	680.5	1	1	-0.03	0.238	24.05	25.50	1.396	**0.332**	80#
			Left Edge	10	136100	680.5	1	1	0.07	0.142	24.05	25.50	1.396	0.198	/
			Right Edge	10	136100	680.5	1	1	0.00	0.092	24.05	25.50	1.396	0.128	/
			Bottom Edge	10	136100	680.5	1	1	0.10	0.035	24.05	25.50	1.396	0.049	/
			Front Side	10	137600	688	50	28	-0.13	0.060	24.11	25.50	1.377	0.083	/
			Back Side	10	137600	688	50	28	-0.05	0.219	24.11	25.50	1.377	0.302	/
			Left Edge	10	137600	688	50	28	0.01	0.138	24.11	25.50	1.377	0.190	/
			Right Edge	10	137600	688	50	28	0.03	0.089	24.11	25.50	1.377	0.123	/
			Bottom Edge	10	137600	688	50	28	-0.02	0.033	24.11	25.50	1.377	0.045	/
Note: Refer to ANNEX C for the detailed test data for each test configuration.															

Antenna	Mode	Information	Position	Dist. (mm)	Ch.	Freq. (MHz)	RB Num.	RB Start	Power Drift (dB)	10g Meas SAR (W/kg)	Meas. Power (dBm)	Max. tune-power (dBm)	Scaling Factor	10g Scaled SAR (W/kg)	Meas. No.
Extremity															
Ant.0	DFT-s-OFDM BPSK	SA	Front Side	10	136100	680.5	1	1	-0.03	0.118	24.05	25.50	1.396	0.165	/
			Back Side	10	136100	680.5	1	1	-0.13	0.426	24.05	25.50	1.396	**0.595**	81#
			Left Edge	10	136100	680.5	1	1	0.04	0.251	24.05	25.50	1.396	0.350	/
			Right Edge	10	136100	680.5	1	1	-0.04	0.162	24.05	25.50	1.396	0.226	/
			Bottom Edge	10	136100	680.5	1	1	-0.05	0.061	24.05	25.50	1.396	0.085	/
			Front Side	10	137600	688	50	28	-0.03	0.105	24.11	25.50	1.377	0.145	/
			Back Side	10	137600	688	50	28	0.05	0.386	24.11	25.50	1.377	0.532	/
			Left Edge	10	137600	688	50	28	0.03	0.243	24.11	25.50	1.377	0.335	/
			Right Edge	10	137600	688	50	28	-0.12	0.159	24.11	25.50	1.377	0.219	/
			Bottom Edge	10	137600	688	50	28	-0.02	0.053	24.11	25.50	1.377	0.073	/
Note: Refer to ANNEX C for the detailed test data for each test configuration.															

10.28 5G n38 (40MHz Bandwidth)

Antenna	Mode	Information	Position	Dist. (mm)	Ch.	Freq. (MHz)	RB Num.	RB Start	Power Drift (dB)	1g Meas SAR (W/kg)	Meas. Power (dBm)	Max. tune-power (dBm)	Scaling Factor	1g Scaled SAR (W/kg)	Meas. No.
Head															
Ant.5	DFT-s-OFDM BPSK	SA	Left Cheek	0	519000	2595	1	1	0.06	0.973	24.95	25.00	1.012	**0.985**	82#
			Left Tilt	0	519000	2595	1	1	0.04	0.078	24.95	25.00	1.012	0.079	/
			Right Cheek	0	519000	2595	1	1	-0.13	0.305	24.95	25.00	1.012	0.309	/
			Right Tilt	0	519000	2595	1	1	-0.05	0.069	24.95	25.00	1.012	0.070	/
			Left Cheek	0	520000	2600	50	56	-0.10	0.945	24.99	25.00	1.002	0.947	/
			Left Tilt	0	520000	2600	50	56	0.11	0.075	24.99	25.00	1.002	0.075	/
			Right Cheek	0	520000	2600	50	56	0.11	0.303	24.99	25.00	1.002	0.304	/
			Right Tilt	0	520000	2600	50	56	0.06	0.067	24.99	25.00	1.002	0.067	/
			Left Cheek	0	518000	2590	1	53	-0.01	0.927	24.91	25.00	1.021	0.946	/
			Left Cheek	0	520000	2600	1	104	-0.07	0.918	24.94	25.00	1.014	0.931	/
			Left Cheek	0	518000	2590	50	0	-0.04	0.889	24.96	25.00	1.009	0.897	/
			Left Cheek	0	519000	2595	50	56	-0.03	0.867	24.85	25.00	1.035	0.897	/
			Left Cheek	0	520000	2600	100	0	-0.08	0.730	23.93	24.00	1.016	0.742	/
Body-Worn&Hotspot															
Ant.5	DFT-s-OFDM BPSK	SA	Front Side	10	519000	2595	1	1	0.06	0.226	24.95	25.00	1.012	0.229	/
			Back Side	10	519000	2595	1	1	-0.10	0.446	24.95	25.00	1.012	0.451	/
			Right Edge	10	519000	2595	1	1	-0.16	0.472	24.95	25.00	1.012	**0.478**	83#
			Front Side	10	520000	2600	50	56	0.12	0.185	24.99	25.00	1.002	0.185	/
			Back Side	10	520000	2600	50	56	0.06	0.368	24.99	25.00	1.002	0.369	/
			Right Edge	10	520000	2600	50	56	0.08	0.377	24.99	25.00	1.002	0.378	/
Note: Refer to ANNEX C for the detailed test data for each test configuration.															

Antenna	Mode	Information	Position	Dist. (mm)	Ch.	Freq. (MHz)	RB Num.	RB Start	Power Drift (dB)	10g Meas SAR (W/kg)	Meas. Power (dBm)	Max. tune-power (dBm)	Scaling Factor	10g Scaled SAR (W/kg)	Meas. No.
Extremity															
Ant.5	DFT-s-OFDM BPSK	SA	Front Side	0	519000	2595	1	1	-0.13	0.601	24.95	25.00	1.012	0.608	/
			Back Side	0	519000	2595	1	1	-0.02	1.120	24.95	25.00	1.012	1.133	/
			Right Edge	0	519000	2595	1	1	0.18	1.380	24.95	25.00	1.012	**1.397**	84#
			Front Side	0	520000	2600	50	56	0.11	0.472	24.99	25.00	1.002	0.473	/
			Back Side	0	520000	2600	50	56	0.12	0.940	24.99	25.00	1.002	0.942	/
			Right Edge	0	520000	2600	50	56	0.11	1.220	24.99	25.00	1.002	1.222	/
Note: Refer to ANNEX C for the detailed test data for each test configuration.															

10.29 5G n41 (100MHz Bandwidth)

Antenna	Mode	Information	Position	Dist. (mm)	Ch.	Freq. (MHz)	RB Num.	RB Start	Power Drift (dB)	1g Meas SAR (W/kg)	Meas. Power (dBm)	Max. tune-power (dBm)	Scaling Factor	1g Scaled SAR (W/kg)	Meas. No.
Head															
Ant.5	DFT-s-OFDM BPSK	SA	Left Cheek	0	518598	2592.99	1	1	0.01	0.844	26.23	27.00	1.194	**1.008**	85#
			Left Tilt	0	518598	2592.99	1	1	-0.09	0.069	26.23	27.00	1.194	0.082	/
			Right Cheek	0	518598	2592.99	1	1	-0.11	0.259	26.23	27.00	1.194	0.309	/
			Right Tilt	0	518598	2592.99	1	1	-0.13	0.051	26.23	27.00	1.194	0.061	/
			Left Cheek	0	518598	2592.99	135	0	0.10	0.800	26.28	27.00	1.180	0.944	/
			Left Tilt	0	518598	2592.99	135	0	0.07	0.065	26.28	27.00	1.180	0.077	/
			Right Cheek	0	518598	2592.99	135	0	-0.13	0.248	26.28	27.00	1.180	0.293	/
			Right Tilt	0	518598	2592.99	135	0	-0.02	0.051	26.28	27.00	1.180	0.060	/
Body-Worn&Hotspot															
Ant.5	DFT-s-OFDM BPSK	SA	Front Side	10	518598	2592.99	1	1	-0.01	0.212	26.23	27.00	1.194	0.253	/
			Back Side	10	518598	2592.99	1	1	-0.14	0.416	26.23	27.00	1.194	0.497	/
			Right Edge	10	518598	2592.99	1	1	-0.01	0.451	26.23	27.00	1.194	**0.538**	86#
			Front Side	10	518598	2592.99	135	0	0.11	0.187	26.28	27.00	1.180	0.221	/
			Back Side	10	518598	2592.99	135	0	-0.12	0.393	26.28	27.00	1.180	0.464	/
			Right Edge	10	518598	2592.99	135	0	-0.04	0.375	26.28	27.00	1.180	0.443	/
Note: Refer to ANNEX C for the detailed test data for each test configuration.															

Antenna	Mode	Information	Position	Dist. (mm)	Ch.	Freq. (MHz)	RB Num.	RB Start	Power Drift (dB)	10g Meas SAR (W/kg)	Meas. Power (dBm)	Max. tune-power (dBm)	Scaling Factor	10g Scaled SAR (W/kg)	Meas. No.
Extremity															
Ant.5	DFT-s-OFDM BPSK	SA	Front Side	0	518598	2592.99	1	1	-0.12	0.580	26.23	27.00	1.194	0.693	/
			Back Side	0	518598	2592.99	1	1	-0.08	1.100	26.23	27.00	1.194	1.313	/
			Right Edge	0	518598	2592.99	1	1	0.02	1.210	26.23	27.00	1.194	**1.445**	87#
			Front Side	0	518598	2592.99	135	0	0.01	0.540	26.28	27.00	1.180	0.637	/
			Back Side	0	518598	2592.99	135	0	-0.07	0.983	26.28	27.00	1.180	1.160	/
			Right Edge	0	518598	2592.99	135	0	0.04	1.200	26.28	27.00	1.180	1.416	/
Note: Refer to ANNEX C for the detailed test data for each test configuration.															

10.30 5G n77 (100MHz Bandwidth) (3450 ~ 3550 MHz)

Antenna	Mode	Information	Position	Dist. (mm)	Ch.	Freq. (MHz)	RB Num.	RB Start	Power Drift (dB)	1g Meas SAR (W/kg)	Meas. Power (dBm)	Max. tune-power (dBm)	Scaling Factor	1g Scaled SAR (W/kg)	Meas. No.
Head															
Ant.4	DFT-s-OFDM BPSK	SA	Left Cheek	0	633334	3500.01	1	1	0.06	0.050	26.50	27.00	1.122	**0.056**	88#
			Left Tilt	0	633334	3500.01	1	1	-0.03	0.016	26.50	27.00	1.122	0.018	/
			Right Cheek	0	633334	3500.01	1	1	-0.09	0.048	26.50	27.00	1.122	0.054	/
			Right Tilt	0	633334	3500.01	1	1	-0.07	0.013	26.50	27.00	1.122	0.015	/
			Left Cheek	0	633334	3500.01	135	138	0.07	0.048	26.55	27.00	1.109	0.053	/
			Left Tilt	0	633334	3500.01	135	138	-0.05	0.015	26.55	27.00	1.109	0.017	/
			Right Cheek	0	633334	3500.01	135	138	-0.03	0.046	26.55	27.00	1.109	0.051	/
			Right Tilt	0	633334	3500.01	135	138	-0.04	0.012	26.55	27.00	1.109	0.013	/
Body-Worn&Hotspot															
Ant.4	DFT-s-OFDM BPSK	SA	Front Side	10	633334	3500.01	1	1	0.06	0.006	26.50	27.00	1.122	0.007	/
			Back Side	10	633334	3500.01	1	1	-0.01	0.028	26.50	27.00	1.122	0.031	/
			Left Edge	10	633334	3500.01	1	1	-0.09	0.033	26.50	27.00	1.122	0.037	/
			Top Edge	10	633334	3500.01	1	1	0.09	0.004	26.50	27.00	1.122	0.004	/
			Front Side	10	633334	3500.01	135	138	0.01	0.005	26.55	27.00	1.109	0.006	/
			Back Side	10	633334	3500.01	135	138	-0.02	0.027	26.55	27.00	1.109	0.030	/
			Left Edge	10	633334	3500.01	135	138	0.06	0.035	26.55	27.00	1.109	**0.039**	89#
			Top Edge	10	633334	3500.01	135	138	-0.06	0.003	26.55	27.00	1.109	0.003	/
Note: Refer to ANNEX C for the detailed test data for each test configuration.															

Antenna	Mode	Information	Position	Dist. (mm)	Ch.	Freq. (MHz)	RB Num.	RB Start	Power Drift (dB)	10g Meas SAR (W/kg)	Meas. Power (dBm)	Max. tune-power (dBm)	Scaling Factor	10g Scaled SAR (W/kg)	Meas. No.
Extremity															
Ant.4	DFT-s-OFDM BPSK	SA	Front Side	0	633334	3500.01	1	1	0.07	0.021	26.50	27.00	1.122	0.024	/
			Back Side	0	633334	3500.01	1	1	0.09	0.094	26.50	27.00	1.122	0.105	/
			Left Edge	0	633334	3500.01	1	1	0.05	0.096	26.50	27.00	1.122	0.108	/
			Top Edge	0	633334	3500.01	1	1	-0.01	0.016	26.50	27.00	1.122	0.018	/
			Front Side	0	633334	3500.01	135	138	-0.10	0.017	26.55	27.00	1.109	0.019	/
			Back Side	0	633334	3500.01	135	138	-0.01	0.090	26.55	27.00	1.109	0.100	/
			Left Edge	0	633334	3500.01	135	138	0.14	0.108	26.55	27.00	1.109	**0.120**	90#
			Top Edge	0	633334	3500.01	135	138	0.11	0.011	26.55	27.00	1.109	0.012	/
Note: Refer to ANNEX C for the detailed test data for each test configuration.															

10.31 5G n77 (100MHz Bandwidth) (3700 ~ 3980 MHz)

Antenna	Mode	Information	Position	Dist. (mm)	Ch.	Freq. (MHz)	RB Num.	RB Start	Power Drift (dB)	1g Meas SAR (W/kg)	Meas. Power (dBm)	Max. tune-power (dBm)	Scaling Factor	1g Scaled SAR (W/kg)	Meas. No.
Head															
Ant.4	DFT-s-OFDM BPSK	SA	Left Cheek	0	656000	3840	1	137	0.02	0.122	26.59	27.00	1.099	**0.134**	91#
			Left Tilt	0	656000	3840	1	137	0.01	0.034	26.59	27.00	1.099	0.037	/
			Right Cheek	0	656000	3840	1	137	0.05	0.115	26.59	27.00	1.099	0.126	/
			Right Tilt	0	656000	3840	1	137	-0.10	0.030	26.59	27.00	1.099	0.033	/
			Left Cheek	0	662000	3930	135	138	0.03	0.115	26.72	27.00	1.067	0.123	/
			Left Tilt	0	662000	3930	135	138	0.05	0.030	26.72	27.00	1.067	0.032	/
			Right Cheek	0	662000	3930	135	138	-0.06	0.108	26.72	27.00	1.067	0.115	/
			Right Tilt	0	662000	3930	135	138	-0.08	0.030	26.72	27.00	1.067	0.032	/
Body-Worn&Hotspot															
Ant.4	DFT-s-OFDM BPSK	SA	Front Side	10	656000	3840	1	137	0.01	0.073	26.59	27.00	1.099	0.080	/
			Back Side	10	656000	3840	1	137	0.09	0.318	26.59	27.00	1.099	0.349	/
			Left Edge	10	656000	3840	1	137	0.11	0.376	26.59	27.00	1.099	0.413	/
			Top Edge	10	656000	3840	1	137	0.03	0.045	26.59	27.00	1.099	0.049	/
			Front Side	10	662000	3930	135	138	0.11	0.053	26.72	27.00	1.067	0.057	/
			Back Side	10	662000	3930	135	138	-0.02	0.312	26.72	27.00	1.067	0.333	/
			Left Edge	10	662000	3930	135	138	0.07	0.411	26.72	27.00	1.067	**0.439**	92#
			Top Edge	10	662000	3930	135	138	0.05	0.032	26.72	27.00	1.067	0.034	/
Note: Refer to ANNEX C for the detailed test data for each test configuration.															

Antenna	Mode	Information	Position	Dist. (mm)	Ch.	Freq. (MHz)	RB Num.	RB Start	Power Drift (dB)	10g Meas SAR (W/kg)	Meas. Power (dBm)	Max. tune-power (dBm)	Scaling Factor	10g Scaled SAR (W/kg)	Meas. No.
Extremity															
Ant.4	DFT-s-OFDM BPSK	SA	Front Side	0	656000	3840	1	137	0.04	0.184	26.59	27.00	1.099	0.202	/
			Back Side	0	656000	3840	1	137	-0.01	0.317	26.59	27.00	1.099	0.348	/
			Left Edge	0	656000	3840	1	137	0.01	1.050	26.59	27.00	1.099	1.154	/
			Top Edge	0	656000	3840	1	137	-0.02	0.094	26.59	27.00	1.099	0.103	/
			Front Side	0	662000	3930	135	138	-0.01	0.155	26.72	27.00	1.067	0.165	/
			Back Side	0	662000	3930	135	138	-0.11	0.311	26.72	27.00	1.067	0.332	/
			Left Edge	0	662000	3930	135	138	0.07	1.130	26.72	27.00	1.067	**1.206**	93#
			Top Edge	0	662000	3930	135	138	0.06	0.087	26.72	27.00	1.067	0.093	/
Note: Refer to ANNEX C for the detailed test data for each test configuration.															

10.32 5G n78 (100MHz Bandwidth) (3450 ~ 3550 MHz)

Antenna	Mode	Information	Position	Dist. (mm)	Ch.	Freq. (MHz)	RB Num.	RB Start	Power Drift (dB)	1g Meas SAR (W/kg)	Meas. Power (dBm)	Max. tune-power (dBm)	Scaling Factor	1g Scaled SAR (W/kg)	Meas. No.
Head															
Ant.4	DFT-s-OFDM BPSK	SA	Left Cheek	0	633334	3500.01	1	271	0.02	0.038	26.09	27.00	1.233	**0.047**	94#
			Left Tilt	0	633334	3500.01	1	271	0.02	0.009	26.09	27.00	1.233	0.011	/
			Right Cheek	0	633334	3500.01	1	271	0.05	0.022	26.09	27.00	1.233	0.027	/
			Right Tilt	0	633334	3500.01	1	271	0.03	0.004	26.09	27.00	1.233	0.005	/
			Left Cheek	0	633334	3500.01	135	138	0.06	0.037	26.11	27.00	1.227	0.045	/
			Left Tilt	0	633334	3500.01	135	138	0.03	0.006	26.11	27.00	1.227	0.007	/
			Right Cheek	0	633334	3500.01	135	138	-0.05	0.021	26.11	27.00	1.227	0.026	/
			Right Tilt	0	633334	3500.01	135	138	0.11	0.004	26.11	27.00	1.227	0.005	/
Body-Worn&Hotspot															
Ant.4	DFT-s-OFDM BPSK	SA	Front Side	10	633334	3500.01	1	271	0.01	0.004	26.09	27.00	1.233	0.005	/
			Back Side	10	633334	3500.01	1	271	0.11	0.011	26.09	27.00	1.233	0.014	/
			Left Edge	10	633334	3500.01	1	271	0.03	0.025	26.09	27.00	1.233	**0.031**	95#
			Top Edge	10	633334	3500.01	1	271	0.11	0.003	26.09	27.00	1.233	0.004	/
			Front Side	10	633334	3500.01	135	138	0.10	0.004	26.11	27.00	1.227	0.005	/
			Back Side	10	633334	3500.01	135	138	0.03	0.010	26.11	27.00	1.227	0.012	/
			Left Edge	10	633334	3500.01	135	138	-0.01	0.023	26.11	27.00	1.227	0.028	/
			Top Edge	10	633334	3500.01	135	138	-0.06	0.003	26.11	27.00	1.227	0.004	/
Note: Refer to ANNEX C for the detailed test data for each test configuration.															

Antenna	Mode	Information	Position	Dist. (mm)	Ch.	Freq. (MHz)	RB Num.	RB Start	Power Drift (dB)	10g Meas SAR (W/kg)	Meas. Power (dBm)	Max. tune-power (dBm)	Scaling Factor	10g Scaled SAR (W/kg)	Meas. No.
Extremity															
Ant.4	DFT-s-OFDM BPSK	SA	Front Side	0	633334	3500.01	1	271	-0.05	0.014	26.09	27.00	1.233	0.017	/
			Back Side	0	633334	3500.01	1	271	0.06	0.023	26.09	27.00	1.233	0.028	/
			Left Edge	0	633334	3500.01	1	271	0.07	0.095	26.09	27.00	1.233	**0.117**	96#
			Top Edge	0	633334	3500.01	1	271	0.10	0.008	26.09	27.00	1.233	0.010	/
			Front Side	0	633334	3500.01	135	138	-0.10	0.013	26.11	27.00	1.227	0.016	/
			Back Side	0	633334	3500.01	135	138	0.10	0.024	26.11	27.00	1.227	0.029	/
			Left Edge	0	633334	3500.01	135	138	-0.06	0.083	26.11	27.00	1.227	0.102	/
			Top Edge	0	633334	3500.01	135	138	-0.04	0.008	26.11	27.00	1.227	0.010	/
Note: Refer to ANNEX C for the detailed test data for each test configuration.															

10.33 5G n78 (100MHz Bandwidth) (3700 ~ 3800 MHz)

Antenna	Mode	Information	Position	Dist. (mm)	Ch.	Freq. (MHz)	RB Num.	RB Start	Power Drift (dB)	1g Meas SAR (W/kg)	Meas. Power (dBm)	Max. tune-power (dBm)	Scaling Factor	1g Scaled SAR (W/kg)	Meas. No.
Head															
Ant.4	DFT-s-OFDM BPSK	SA	Left Cheek	0	650000	3750	1	271	0.03	0.213	26.49	27.00	1.125	**0.240**	97#
			Left Tilt	0	650000	3750	1	271	0.03	0.052	26.49	27.00	1.125	0.059	/
			Right Cheek	0	650000	3750	1	271	-0.11	0.122	26.49	27.00	1.125	0.137	/
			Right Tilt	0	650000	3750	1	271	0.04	0.024	26.49	27.00	1.125	0.027	/
			Left Cheek	0	650000	3750	135	138	-0.06	0.210	26.54	27.00	1.112	0.234	/
			Left Tilt	0	650000	3750	135	138	0.11	0.051	26.54	27.00	1.112	0.057	/
			Right Cheek	0	650000	3750	135	138	-0.09	0.123	26.54	27.00	1.112	0.137	/
			Right Tilt	0	650000	3750	135	138	-0.11	0.022	26.54	27.00	1.112	0.024	/
Body-Worn&Hotspot															
Ant.4	DFT-s-OFDM BPSK	SA	Front Side	10	650000	3750	1	271	0.07	0.077	26.49	27.00	1.125	0.087	/
			Back Side	10	650000	3750	1	271	-0.05	0.197	26.49	27.00	1.125	0.222	/
			Left Edge	10	650000	3750	1	271	0.07	0.443	26.49	27.00	1.125	**0.498**	98#
			Top Edge	10	650000	3750	1	271	0.11	0.060	26.49	27.00	1.125	0.068	/
			Front Side	10	650000	3750	135	138	-0.05	0.064	26.54	27.00	1.112	0.071	/
			Back Side	10	650000	3750	135	138	0.07	0.173	26.54	27.00	1.112	0.192	/
			Left Edge	10	650000	3750	135	138	0.07	0.414	26.54	27.00	1.112	0.460	/
			Top Edge	10	650000	3750	135	138	-0.02	0.051	26.54	27.00	1.112	0.057	/
Note: Refer to ANNEX C for the detailed test data for each test configuration.															

Antenna	Mode	Information	Position	Dist. (mm)	Ch.	Freq. (MHz)	RB Num.	RB Start	Power Drift (dB)	10g Meas SAR (W/kg)	Meas. Power (dBm)	Max. tune-power (dBm)	Scaling Factor	10g Scaled SAR (W/kg)	Meas. No.
Extremity															
Ant.4	DFT-s-OFDM BPSK	SA	Front Side	0	650000	3750	1	271	-0.11	0.192	26.49	27.00	1.125	0.216	/
			Back Side	0	650000	3750	1	271	0.11	0.330	26.49	27.00	1.125	0.371	/
			Left Edge	0	650000	3750	1	271	0.01	1.350	26.49	27.00	1.125	**1.519**	99#
			Top Edge	0	650000	3750	1	271	-0.03	0.097	26.49	27.00	1.125	0.109	/
			Front Side	0	650000	3750	135	138	0.09	0.161	26.54	27.00	1.112	0.179	/
			Back Side	0	650000	3750	135	138	-0.07	0.327	26.54	27.00	1.112	0.364	/
			Left Edge	0	650000	3750	135	138	0.05	1.250	26.54	27.00	1.112	1.390	/
			Top Edge	0	650000	3750	135	138	0.11	0.090	26.54	27.00	1.112	0.100	/
Note: Refer to ANNEX C for the detailed test data for each test configuration.															

10.34 WIFI 2.4GHz

Antenna	Mode	Position	Dist. (mm)	Ch.	Freq. (MHz)	Power Drift (dB)	1g Meas SAR (W/kg)	Meas. Power (dBm)	Max. tune-power (dBm)	Scaling Factor	Duty Cycle (%)	Scaling Factor	1g Scaled SAR (W/kg)	Meas. No.
Head														
Ant.3	802.11b	Left Cheek	0	11	2462	-0.07	0.048	18.63	19.00	1.089	97.50	1.026	0.054	/
		Left Tilt	0	11	2462	-0.02	0.054	18.63	19.00	1.089	97.50	1.026	0.060	/
		Right Cheek	0	11	2462	-0.05	0.044	18.63	19.00	1.089	97.50	1.026	0.049	/
		Right Tilt	0	11	2462	0.09	0.043	18.63	19.00	1.089	97.50	1.026	0.048	/
Ant.2	802.11b	Left Cheek	0	11	2462	0.16	0.186	18.97	19.00	1.007	97.50	1.026	0.192	/
		Left Tilt	0	11	2462	-0.02	0.189	18.97	19.00	1.007	97.50	1.026	0.195	/
		Right Cheek	0	11	2462	-0.16	0.319	18.97	19.00	1.007	97.50	1.026	**0.330**	100#
		Right Tilt	0	11	2462	0.01	0.252	18.97	19.00	1.007	97.50	1.026	0.260	/
MIMO	802.11b	Left Cheek	0	11	2462	0.09	0.082	17.88	18.00	1.028	97.50	1.026	0.086	/
		Left Tilt	0	11	2462	0.07	0.083	17.88	18.00	1.028	97.50	1.026	0.088	/
		Right Cheek	0	11	2462	-0.09	0.165	17.88	18.00	1.028	97.50	1.026	0.174	/
		Right Tilt	0	11	2462	-0.02	0.116	17.88	18.00	1.028	97.50	1.026	0.122	/
Body-Worn&Hotspot														
Ant.3	802.11b	Front Side	10	11	2462	-0.13	0.023	18.63	19.00	1.089	97.50	1.026	0.026	/
		Back Side	10	11	2462	0.09	0.136	18.63	19.00	1.089	97.50	1.026	0.152	/
		Right Edge	10	11	2462	-0.14	0.151	18.63	19.00	1.089	97.50	1.026	0.169	/
Ant.2	802.11b	Front Side	10	11	2462	-0.15	0.094	18.97	19.00	1.007	97.50	1.026	0.097	/
		Back Side	10	11	2462	0.12	0.242	18.97	19.00	1.007	97.50	1.026	**0.250**	101#
		Right Edge	10	11	2462	-0.08	0.052	18.97	19.00	1.007	97.50	1.026	0.054	/
		Top Edge	10	11	2462	0.01	0.147	18.97	19.00	1.007	97.50	1.026	0.152	/
MIMO	802.11b	Front Side	10	11	2462	-0.12	0.042	17.88	18.00	1.028	97.50	1.026	0.044	/
		Back Side	10	11	2462	0.09	0.108	17.88	18.00	1.028	97.50	1.026	0.114	/
		Right Edge	10	11	2462	-0.11	0.034	17.88	18.00	1.028	97.50	1.026	0.036	/
		Top Edge	10	11	2462	0.06	0.066	17.88	18.00	1.028	97.50	1.026	0.070	/
Note: Refer to ANNEX C for the detailed test data for each test configuration.														

Antenna	Mode	Position	Dist. (mm)	Ch.	Freq. (MHz)	Power Drift (dB)	10g Meas SAR (W/kg)	Meas. Power (dBm)	Max. tune-power (dBm)	Scaling Factor	Duty Cycle (%)	Scaling Factor	10g Scaled SAR (W/kg)	Meas. No.
Extremity														
Ant.3	802.11b	Front Side	0	11	2462	0.02	0.061	18.63	19.00	1.089	97.50	1.026	0.068	/
		Back Side	0	11	2462	-0.06	0.403	18.63	19.00	1.089	97.50	1.026	0.450	/
		Right Edge	0	11	2462	0.08	0.330	18.63	19.00	1.089	97.50	1.026	0.369	/
Ant.2	802.11b	Front Side	0	11	2462	0.05	0.179	18.97	19.00	1.007	97.50	1.026	0.185	/
		Back Side	0	11	2462	0.15	0.920	18.97	19.00	1.007	97.50	1.026	**0.951**	102#
		Right Edge	0	11	2462	-0.13	0.099	18.97	19.00	1.007	97.50	1.026	0.102	/
		Top Edge	0	11	2462	-0.11	0.311	18.97	19.00	1.007	97.50	1.026	0.321	/
MIMO	802.11b	Front Side	0	11	2462	-0.06	0.084	17.88	18.00	1.028	97.50	1.026	0.089	/
		Back Side	0	11	2462	-0.02	0.423	17.88	18.00	1.028	97.50	1.026	0.446	/
		Right Edge	0	11	2462	-0.07	0.074	17.88	18.00	1.028	97.50	1.026	0.078	/
		Top Edge	0	11	2462	0.05	0.144	17.88	18.00	1.028	97.50	1.026	0.152	/
Note: Refer to ANNEX C for the detailed test data for each test configuration.														

10.35 WIFI 5GHz

Antenna	Fre. Band	Mode	Position	Dist. (mm)	Ch.	Freq. (MHz)	Power Drift (dB)	1g Meas SAR (W/kg)	Meas. Power (dBm)	Max. tune-power (dBm)	Scaling Factor	Duty Cycle (%)	Scaling Factor	1g Scaled SAR (W/kg)	Meas. No.
Head															
Ant.3	5.3G	802.11a	Left Cheek	0	52	5260	-0.05	0.072	17.83	19.00	1.309	99.15	1.009	0.095	/
			Left Tilt	0	52	5260	-0.11	0.044	17.83	19.00	1.309	99.15	1.009	0.058	/
			Right Cheek	0	52	5260	0.02	0.186	17.83	19.00	1.309	99.15	1.009	0.246	/
			Right Tilt	0	52	5260	0.04	0.121	17.83	19.00	1.309	99.15	1.009	0.160	/
Ant.2	5.3G	802.11a	Left Cheek	0	64	5320	-0.12	0.247	18.93	19.00	1.016	99.15	1.009	**0.253**	103#
			Left Tilt	0	64	5320	0.06	0.217	18.93	19.00	1.016	99.15	1.009	0.222	/
			Right Cheek	0	64	5320	0.03	0.239	18.93	19.00	1.016	99.15	1.009	0.245	/
			Right Tilt	0	64	5320	0.03	0.241	18.93	19.00	1.016	99.15	1.009	0.247	/
MIMO	5.3G	802.11 ac80	Left Cheek	0	58	5290	0.00	0.106	17.42	18.00	1.143	99.30	1.007	0.122	/
			Left Tilt	0	58	5290	0.01	0.095	17.42	18.00	1.143	99.30	1.007	0.109	/
			Right Cheek	0	58	5290	-0.11	0.103	17.42	18.00	1.143	99.30	1.007	0.119	/
			Right Tilt	0	58	5290	0.10	0.105	17.42	18.00	1.143	99.30	1.007	0.121	/
Ant.3	5.6G	802.11a	Left Cheek	0	100	5500	-0.05	0.078	18.99	19.00	1.002	99.15	1.009	0.079	/
			Left Tilt	0	100	5500	-0.08	0.038	18.99	19.00	1.002	99.15	1.009	0.038	/
			Right Cheek	0	100	5500	0.01	0.234	18.99	19.00	1.002	99.15	1.009	0.237	/
			Right Tilt	0	100	5500	0.07	0.135	18.99	19.00	1.002	99.15	1.009	0.136	/
Ant.2	5.6G	802.11a	Left Cheek	0	100	5500	-0.03	0.326	18.63	19.00	1.089	99.15	1.009	0.358	/
			Left Tilt	0	100	5500	0.03	0.358	18.63	19.00	1.089	99.15	1.009	**0.393**	104#
			Right Cheek	0	100	5500	0.01	0.338	18.63	19.00	1.089	99.15	1.009	0.371	/
			Right Tilt	0	100	5500	-0.06	0.351	18.63	19.00	1.089	99.15	1.009	0.386	/
MIMO	5.6G	802.11 ac80	Left Cheek	0	114	5570	0.02	0.170	17.27	18.00	1.183	99.30	1.007	0.203	/
			Left Tilt	0	114	5570	0.01	0.185	17.27	18.00	1.183	99.30	1.007	0.220	/
			Right Cheek	0	114	5570	0.06	0.183	17.27	18.00	1.183	99.30	1.007	0.218	/
			Right Tilt	0	114	5570	0.00	0.188	17.27	18.00	1.183	99.30	1.007	0.224	/
Ant.3	5.8G	802.11a	Left Cheek	0	157	5785	-0.12	0.169	15.81	16.00	1.045	99.15	1.009	0.178	/
			Left Tilt	0	157	5785	-0.01	0.115	15.81	16.00	1.045	99.15	1.009	0.121	/
			Right Cheek	0	157	5785	0.02	0.289	15.81	16.00	1.045	99.15	1.009	0.305	/
			Right Tilt	0	157	5785	-0.06	0.295	15.81	16.00	1.045	99.15	1.009	0.311	/
Ant.2	5.8G	802.11a	Left Cheek	0	165	5825	-0.03	0.243	15.91	16.00	1.021	99.15	1.009	0.250	/
			Left Tilt	0	165	5825	0.09	0.306	15.91	16.00	1.021	99.15	1.009	**0.315**	105#
			Right Cheek	0	165	5825	0.07	0.275	15.91	16.00	1.021	99.15	1.009	0.283	/
			Right Tilt	0	165	5825	-0.01	0.298	15.91	16.00	1.021	99.15	1.009	0.307	/
MIMO	5.8G	802.11	Left Cheek	0	155	5775	0.11	0.128	14.58	15.00	1.102	99.30	1.007	0.142	/

		ac80	Left Tilt	0	155	5775	0.03	0.135	14.58	15.00	1.102	99.30	1.007	0.150	/
			Right Cheek	0	155	5775	0.01	0.130	14.58	15.00	1.102	99.30	1.007	0.144	/
			Right Tilt	0	155	5775	-0.13	0.128	14.58	15.00	1.102	99.30	1.007	0.142	/
Body-Worn															
Ant.3	5.3G	802.11a	Front Side	10	52	5260	-0.11	0.024	17.83	19.00	1.309	99.15	1.009	0.032	/
			Back Side	10	52	5260	0.03	0.079	17.83	19.00	1.309	99.15	1.009	0.104	/
Ant.2	5.3G	802.11a	Front Side	10	64	5320	0.11	0.028	18.93	19.00	1.016	99.15	1.009	0.029	/
			Back Side	10	64	5320	0.01	0.286	18.93	19.00	1.016	99.15	1.009	**0.293**	106#
MIMO	5.3G	802.11 ac80	Front Side	10	58	5290	0.04	0.046	17.42	18.00	1.143	99.30	1.007	0.053	/
			Back Side	10	58	5290	0.09	0.119	17.42	18.00	1.143	99.30	1.007	0.137	/
Ant.3	5.6G	802.11a	Front Side	10	100	5500	-0.05	0.051	18.99	19.00	1.002	99.15	1.009	0.052	/
			Back Side	10	100	5500	0.10	0.376	18.99	19.00	1.002	99.15	1.009	**0.380**	107#
Ant.2	5.6G	802.11a	Front Side	10	100	5500	-0.11	0.057	18.63	19.00	1.089	99.15	1.009	0.063	/
			Back Side	10	100	5500	-0.07	0.201	18.63	19.00	1.089	99.15	1.009	0.221	/
MIMO	5.6G	802.11 ac160	Front Side	10	114	5570	-0.13	0.034	17.27	18.00	1.183	99.30	1.007	0.041	/
			Back Side	10	114	5570	0.01	0.203	17.27	18.00	1.183	99.30	1.007	0.242	/
Ant.3	5.8G	802.11a	Front Side	10	157	5785	0.10	0.055	15.81	16.00	1.045	99.15	1.009	0.058	/
			Back Side	10	157	5785	-0.03	0.405	15.81	16.00	1.045	99.15	1.009	**0.427**	108#
Ant.2	5.8G	802.11a	Front Side	10	165	5825	0.00	0.060	15.91	16.00	1.021	99.15	1.009	0.062	/
			Back Side	10	165	5825	-0.11	0.203	15.91	16.00	1.021	99.15	1.009	0.209	/
MIMO	5.8G	802.11 ac80	Front Side	10	155	5775	0.01	0.056	14.58	15.00	1.102	99.30	1.007	0.062	/
			Back Side	10	155	5775	0.02	0.237	14.58	15.00	1.102	99.30	1.007	0.263	/
Hotspot															
Ant.3	5.2G	802.11a	Front Side	10	36	5180	0.02	0.026	18.68	19.00	1.076	99.15	1.009	0.028	/
			Back Side	10	36	5180	0.05	0.081	18.68	19.00	1.076	99.15	1.009	0.088	/
			Right Edge	10	36	5180	-0.12	0.066	18.68	19.00	1.076	99.15	1.009	0.072	/
Ant.2	5.2G	802.11a	Front Side	10	48	5240	0.03	0.050	18.92	19.00	1.019	99.15	1.009	0.051	/
			Back Side	10	48	5240	0.16	0.358	18.92	19.00	1.019	99.15	1.009	**0.368**	109#
			Right Edge	10	48	5240	-0.03	0.233	18.92	19.00	1.019	99.15	1.009	0.240	/
			Top Edge	10	48	5240	-0.13	0.200	18.92	19.00	1.019	99.15	1.009	0.206	/
MIMO	5.2G	802.11 ac80	Front Side	10	42	5210	0.08	0.036	17.78	18.00	1.052	99.30	1.007	0.038	/
			Back Side	10	42	5210	-0.05	0.211	17.78	18.00	1.052	99.30	1.007	0.224	/
			Right Edge	10	42	5210	-0.10	0.114	17.78	18.00	1.052	99.30	1.007	0.121	/
			Top Edge	10	42	5210	0.08	0.100	17.78	18.00	1.052	99.30	1.007	0.106	/
Ant.3	5.8G	802.11a	Front Side	10	157	5785	0.10	0.055	15.81	16.00	1.045	99.15	1.009	0.058	/
			Back Side	10	157	5785	-0.03	0.405	15.81	16.00	1.045	99.15	1.009	0.427	/
			Right Edge	10	157	5785	-0.01	0.276	15.81	16.00	1.045	99.15	1.009	0.291	/
Ant.2	5.8G	802.11a	Front Side	10	165	5825	0.00	0.060	15.91	16.00	1.021	99.15	1.009	0.062	/
			Back Side	10	165	5825	-0.11	0.203	15.91	16.00	1.021	99.15	1.009	0.209	/

			Right Edge	10	165	5825	0.11	0.174	15.91	16.00	1.021	99.15	1.009	0.179	/
			Top Edge	10	165	5825	0.03	0.431	15.91	16.00	1.021	99.15	1.009	**0.444**	110#
MIMO	5.8G	802.11 ac80	Front Side	10	155	5775	0.01	0.056	14.58	15.00	1.102	99.30	1.007	0.062	/
			Back Side	10	155	5775	0.02	0.237	14.58	15.00	1.102	99.30	1.007	0.263	/
			Right Edge	10	155	5775	0.11	0.163	14.58	15.00	1.102	99.30	1.007	0.181	/
			Top Edge	10	155	5775	0.12	0.378	14.58	15.00	1.102	99.30	1.007	0.419	/
Note: Refer to ANNEX C for the detailed test data for each test configuration.															

Antenna	Fre. Band	Mode	Position	Dist. (mm)	Ch.	Freq. (MHz)	Power Drift (dB)	10g Meas SAR (W/kg)	Meas. Power (dBm)	Max. tune-power (dBm)	Scaling Factor	Duty Cycle (%)	Scaling Factor	10g Scaled SAR (W/kg)	Meas. No.
Extremity															
Ant.3	5.3G	802.11a	Front Side	0	52	5260	0.04	0.014	17.83	19.00	1.309	99.15	1.009	0.018	/
			Back Side	0	52	5260	-0.13	0.118	17.83	19.00	1.309	99.15	1.009	0.156	/
			Right Edge	0	52	5260	-0.15	0.080	17.83	19.00	1.309	99.15	1.009	0.106	/
Ant.2	5.3G	802.11a	Front Side	0	64	5320	0.07	0.118	18.93	19.00	1.016	99.15	1.009	0.121	/
			Back Side	0	64	5320	0.14	0.928	18.93	19.00	1.016	99.15	1.009	**0.951**	111#
			Right Edge	0	64	5320	0.01	0.149	18.93	19.00	1.016	99.15	1.009	0.153	/
			Top Edge	0	64	5320	-0.02	0.271	18.93	19.00	1.016	99.15	1.009	0.278	/
MIMO	5.3G	802.11 ac80	Front Side	0	58	5290	-0.07	0.050	17.42	18.00	1.143	99.30	1.007	0.058	/
			Back Side	0	58	5290	0.08	0.475	17.42	18.00	1.143	99.30	1.007	0.547	/
			Right Edge	0	58	5290	-0.15	0.076	17.42	18.00	1.143	99.30	1.007	0.087	/
			Top Edge	0	58	5290	0.07	0.149	17.42	18.00	1.143	99.30	1.007	0.171	/
Ant.3	5.6G	802.11a	Front Side	0	100	5500	-0.06	0.055	18.99	19.00	1.002	99.15	1.009	0.056	/
			Back Side	0	100	5500	-0.15	0.519	18.99	19.00	1.002	99.15	1.009	0.525	/
			Right Edge	0	100	5500	0.08	0.291	18.99	19.00	1.002	99.15	1.009	0.294	/
Ant.2	5.6G	802.11a	Front Side	0	100	5500	-0.10	0.205	18.63	19.00	1.089	99.15	1.009	0.225	/
			Back Side	0	100	5500	-0.12	0.901	18.63	19.00	1.089	99.15	1.009	**0.990**	112#
			Right Edge	0	100	5500	-0.11	0.218	18.63	19.00	1.089	99.15	1.009	0.240	/
			Top Edge	0	100	5500	-0.13	0.520	18.63	19.00	1.089	99.15	1.009	0.571	/
MIMO	5.6G	802.11 ac160	Front Side	0	114	5570	-0.08	0.122	17.27	18.00	1.183	99.30	1.007	0.145	/
			Back Side	0	114	5570	0.10	0.620	17.27	18.00	1.183	99.30	1.007	0.739	/
			Right Edge	0	114	5570	-0.12	0.161	17.27	18.00	1.183	99.30	1.007	0.192	/
			Top Edge	0	114	5570	-0.04	0.293	17.27	18.00	1.183	99.30	1.007	0.349	/
Ant.3	5.8G	802.11a	Front Side	0	157	5785	0.09	0.041	15.81	16.00	1.045	99.15	1.009	0.043	/
			Back Side	0	157	5785	0.12	0.709	15.81	16.00	1.045	99.15	1.009	0.748	/
			Right Edge	0	157	5785	0.08	0.262	15.81	16.00	1.045	99.15	1.009	0.276	/
Ant.2	5.8G	802.11a	Front Side	0	165	5825	0.03	0.199	15.91	16.00	1.021	99.15	1.009	0.205	/
			Back Side	0	165	5825	0.01	0.826	15.91	16.00	1.021	99.15	1.009	**0.851**	113#

			Right Edge	0	165	5825	0.01	0.186	15.91	16.00	1.021	99.15	1.009	0.192	/
			Top Edge	0	165	5825	-0.01	0.498	15.91	16.00	1.021	99.15	1.009	0.513	/
MIMO	5.8G	802.11 ac80	Front Side	0	155	5775	-0.01	0.087	14.58	15.00	1.102	99.30	1.007	0.097	/
			Back Side	0	155	5775	-0.04	0.435	14.58	15.00	1.102	99.30	1.007	0.483	/
			Right Edge	0	155	5775	-0.01	0.154	14.58	15.00	1.102	99.30	1.007	0.171	/
			Top Edge	0	155	5775	-0.11	0.258	14.58	15.00	1.102	99.30	1.007	0.286	/
Note: Refer to ANNEX C for the detailed test data for each test configuration.															

10.36 Bluetooth

Antenna	Mode	Position	Dist. (mm)	Ch.	Freq. (MHz)	Power Drift (dB)	1g Meas SAR (W/kg)	Meas. Power (dBm)	Max. tune-power (dBm)	Scaling Factor	Duty Cycle (%)	Scaling Factor	1g Scaled SAR (W/kg)	Meas. No.
Head														
Ant.3	DH5	Left Cheek	0	39	2441	0.18	0.050	8.76	9.00	1.057	76.88	1.301	**0.069**	114#
		Left Tilt	0	39	2441	0.06	0.034	8.76	9.00	1.057	76.88	1.301	0.047	/
		Right Cheek	0	39	2441	0.04	0.029	8.76	9.00	1.057	76.88	1.301	0.040	/
		Right Tilt	0	39	2441	0.00	0.032	8.76	9.00	1.057	76.88	1.301	0.044	/
Ant.2	DH5	Left Cheek	0	78	2480	-0.03	0.044	8.88	9.00	1.028	76.88	1.301	0.059	/
		Left Tilt	0	78	2480	-0.05	0.023	8.88	9.00	1.028	76.88	1.301	0.031	/
		Right Cheek	0	78	2480	0.04	0.035	8.88	9.00	1.028	76.88	1.301	0.047	/
		Right Tilt	0	78	2480	-0.05	0.021	8.88	9.00	1.028	76.88	1.301	0.028	/
Body-Worn&Hotspot														
Ant.3	DH5	Front Side	10	39	2441	0.00	0.005	8.76	9.00	1.057	76.88	1.301	0.007	/
		Back Side	10	39	2441	-0.11	0.031	8.76	9.00	1.057	76.88	1.301	**0.043**	115#
		Right Edge	10	39	2441	0.05	0.030	8.76	9.00	1.057	76.88	1.301	0.041	/
Ant.2	DH5	Front Side	10	78	2480	0.10	0.013	8.88	9.00	1.028	76.88	1.301	0.017	/
		Back Side	10	78	2480	-0.06	0.021	8.88	9.00	1.028	76.88	1.301	0.028	/
		Right Edge	10	78	2480	0.06	0.024	8.88	9.00	1.028	76.88	1.301	0.032	/
		Top Edge	10	78	2480	-0.10	0.017	8.88	9.00	1.028	76.88	1.301	0.023	/
Note: Refer to ANNEX C for the detailed test data for each test configuration.														

Antenna	Mode	Position	Dist. (mm)	Ch.	Freq. (MHz)	Power Drift (dB)	10g Meas SAR (W/kg)	Meas. Power (dBm)	Max. tune-power (dBm)	Scaling Factor	Duty Cycle (%)	Scaling Factor	10g Scaled SAR (W/kg)	Meas. No.
Extremity														
Ant.3	DH5	Front Side	0	39	2441	-0.07	0.009	8.76	9.00	1.057	76.88	1.301	0.012	/
		Back Side	0	39	2441	0.11	0.063	8.76	9.00	1.057	76.88	1.301	**0.087**	116#
		Right Edge	0	39	2441	0.07	0.032	8.76	9.00	1.057	76.88	1.301	0.044	/
Ant.2	DH5	Front Side	0	78	2480	0.08	0.013	8.88	9.00	1.028	76.88	1.301	0.017	/
		Back Side	0	78	2480	0.12	0.058	8.88	9.00	1.028	76.88	1.301	0.078	/
		Right Edge	0	78	2480	-0.05	0.039	8.88	9.00	1.028	76.88	1.301	0.052	/
		Top Edge	0	78	2480	-0.12	0.018	8.88	9.00	1.028	76.88	1.301	0.024	/
Note: Refer to ANNEX C for the detailed test data for each test configuration.														

10.37 NFC SAR

1. According to the 2022.04 TCBC Workshop meeting, the power threshold is ≤ 100MHz, refer to P6s.

$$P_{7X}(d_{mm}, f_{MHz}) := \begin{cases} P_{6S}(d_{mm}, f_{MHz}) & f_{MHz} \le 100 \\ P_{6to7}(d_{mm}, f_{MHz}) & 100 < f_{MHz} \le 300 \\ P_{7}(d_{mm}, f_{MHz}) & 300 < f_{MHz} \end{cases}$$

2. For portable products, when using a distance of ≤ 50mm, such as mobile phone NFC, P6s is calculated with the following formula calculate.

$$S_f(f_{MHz}) \cdot P_{431a}(d_{mm}, f_{MHz}) + (1 - S_f(f_{MHz})) \cdot S_d(d_{mm})\, P_{431b1}(50., 100.) \cdot \left(1. + \log10\left(\frac{100.}{f_{MHz}}\right)\right) \qquad d_{mm} \le 50 \text{ and } f_{MHz} \le 100$$

3. The smoothing functions Sf and Sd in P6s calculate the limits based on KDB 447498 V06 and are calculated as follows.

$$S_f(f_{MHz}) := exp\left(-10 \frac{(f_{MHz} - f_{max})^2}{\Delta f^2}\right) \qquad S_d(d_{mm}) := 0.5 + 0.5 \cdot exp\left(-10 \frac{(d_{mm} - d_{max})^2}{\Delta d^2}\right)$$

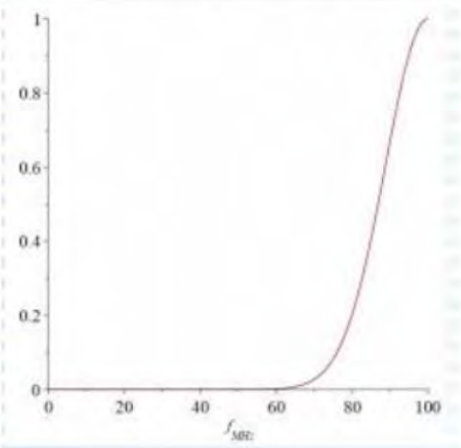

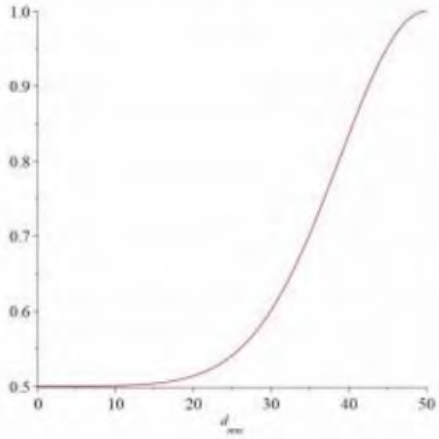

d≤50mm				
f Max (MHz)	100		d Max (mm)	50
f MHz	13.56		d (mm)	5
△f (MHz)	100		△d	50
S_f (f_{MHz})	0.000568861		S_d (dmm)	0.50015177
P6s (mW)	443.1257378			
Note: SAR testing is required when the distance is 5mm and the power is greater than 443.13mW.				

4. According to the ANSI C63.10 clause 11.12.2.2:

The value of maximum peak output power is according to the method described in ANSI C63.10 clause 11.12.2.2 General procedure for conducted measurements in restricted bands:

a) Measure the conducted output power (in dBm) using the detector specified (see guidance regarding measurement procedures for determining quasi-peak, peak, and average conducted output power, respectively).

b) Add the maximum transmit antenna gain (in dBi) to the measured output power level to determine the ERP level (see guidance on determining the applicable antenna gain)

c) Add the appropriate maximum ground reflection factor to the ERP level (6 dB for frequencies ≤ 30 MHz, 4.7 dB for frequencies between 30 MHz and 1000 MHz, inclusive and 0 dB for frequencies > 1000 MHz).

d) For devices with multiple antenna-ports, measure the power of each individual chain and sum the ERP of all chains in linear terms (e.g., Watts, mW).

e) Convert the resultant ERP level to an equivalent electric field strength using the following relationship: E = ERP - 20log D + 104.8

where:

E = electric field strength in dBμV/m,

ERP = equivalent isotropic radiated power in dBm

D = specified measurement distance in meters.

Mode	f (MHz)	Max. E-Field Strength (dBuV/m)	D (m)	Ground reflection factor (dB)	ERP (dBm)
NFC (13.56MHz)	13.56	59.88	10	6	-18.92
Note: 1. Add the appropriate maximum ground reflection factor to the ERP level (6 dB for frequencies ≤ 30 MHz). 2.ERP= 59.88+20*Log(10) - 104.8 + 6 =-18.92 (dBm)					

According to the FCC KDB 447498 D04

Estimated SAR: SAR test =1.6 · Pant / Pth [W/kg]

Estimated SAR	1.6 ·Pant / Pth [W/kg]		
Pmeas.(dBm)	-18.92	Pmeas.(mW)	0.0128
Pth.(mW)	443.13		
NFC Estimated 1g SAR [W/kg]	＜0.001		

11 SAR Measurement Variability

According to KDB 865664 D01, SAR measurement variability was assessed for each frequency band, which is determined by the SAR probe calibration point and tissue-equivalent medium used for the device measurements. When both head and body tissue-equivalent media are required for SAR measurements in a frequency band, the variability measurement procedures should be applied to the tissue medium with the highest measured SAR, using the highest measured SAR configuration for that tissue-equivalent medium. Alternatively, if the highest measured SAR for both head and body tissue-equivalent media are ≤ 1.45 W/kg and the ratio of these highest SAR values, i.e., largest divided by smallest value, is ≤ 1.10, the highest SAR configuration for either head or body tissue-equivalent medium may be used to perform the repeated measurement. These additional measurements are repeated after the completion of all measurements requiring the same head or body tissue-equivalent medium in a frequency band. The test device should be returned to ambient conditions (normal room temperature) with the battery fully charged before it is re-mounted on the device holder for the repeated measurement(s) to minimize any unexpected variations in the repeated results.

SAR repeated measurement procedure:

1. When the highest measured SAR is < 0.80 W/kg, repeated measurement is not required.
2. When the highest measured SAR is >= 0.80 W/kg, repeat that measurement once.
3. If the ratio of largest to smallest SAR for the original and first repeated measurements is > 1.20, or when the original or repeated measurement is >= 1.45 W/kg, perform a second repeated measurement.
4. If the ratio of largest to smallest SAR for the original, first and second repeated measurements is > 1.20, and the original, first or second repeated measurement is >= 1.5 W/kg, perform a third repeated measurement.

Frequency Band (MHz)	Wireless Band	RF Exposure Conditions	Test Position	Highest Measured SAR (W/kg)	Repeated SAR (Yes/No)	Repeated^{1th} Measured SAR (W/kg)	Largest to Smallest SAR Radio
2595	NR n38	Head	Left Cheek	0.973	Yes	0.952	1.02
2592.99	NR n41	Head	Left Cheek	0.844	Yes	0.839	1.01
Note: The ratio of largest to smallest SAR for the original and first repeated measurements is < 1.20, the second repeated measurement. is not required.							

12 SIMULTANEOUS TRANSMISSION

Simultaneous transmission SAR test exclusion is determined for each operating configuration and exposure condition according to the reported standalone SAR of each applicable simultaneous transmitting antenna. When the sum of SAR 1g of all simultaneously transmitting antennas in an operating mode and exposure condition combination is within the SAR limit (SAR 1g 1.6 W/kg), the simultaneous transmission SAR is not required. When the sum of SAR 1g is greater than the SAR limit (SAR 1g 1.6 W/kg), SAR test exclusion is determined by the SAR to Peak Location Ratio (SPLSR).

12.1 Simultaneous Transmission Mode Consider

No.	Simultaneous Tx Combination	Head	Body-Worn	Hotspot	Extremity
1	5G WIFI + BT	Yes	Yes	Yes	Yes
2	2.4G WIFI + BT	Yes	Yes	Yes	Yes
3	2.4G WIFI + 5G WIFI	Yes	Yes	Yes	Yes
4	WWAN + BT	Yes	Yes	Yes	Yes
5	WWAN + 2.4G WIFI	Yes	Yes	Yes	Yes
6	WWAN + 5G WIFI	Yes	Yes	Yes	Yes
7	WWAN + 2.4G WIFI + BT	Yes	Yes	Yes	Yes
8	WWAN + 2.4G WIFI + 5G WIFI	Yes	Yes	Yes	Yes
9	WWAN + 5G WIFI + BT	Yes	Yes	Yes	Yes

Note:
1. WWAN antennas can switch automatically, the standards supported by WWAN are (GSM Voice/GPRS/EDGE/WCDMA/LTE/SA(5G NR)/EN-DC(LTE + 5G NR)).
2. The maximum SAR summation is calculated based on the same configuration and test position.

12.2 Sum SAR of Simultaneous Transmission

12.2.1 Head Simultaneous Transmission SAR Evaluation for WWAN and WLAN and BT

Band	Antenna	Position	Stand alone SAR				SUM SAR		
			1	2	3	4			
			WWAN	2.4G WIFI Max.	5G WIFI Max.	Bluetooth Max.	1+2+4	1+2+3	1+3+4
GSM850	Ant.0	Left Cheek	0.291	0.192	0.358	0.069	0.552	0.841	0.718
		Left Tilt	0.141	0.195	0.393	0.047	0.383	0.729	0.581
		Right Cheek	0.211	0.330	0.371	0.047	0.588	0.912	0.629
		Right Tilt	0.142	0.260	0.386	0.044	0.446	0.788	0.572
GSM190	Ant.0	Left Cheek	0.050	0.192	0.358	0.069	0.311	0.600	0.477
		Left Tilt	0.015	0.195	0.393	0.047	0.257	0.603	0.455
		Right Cheek	0.041	0.330	0.371	0.047	0.418	0.742	0.459
		Right Tilt	0.012	0.260	0.386	0.044	0.316	0.658	0.442
WCDMA B2	Ant.0	Left Cheek	0.046	0.192	0.358	0.069	0.307	0.596	0.473
		Left Tilt	0.015	0.195	0.393	0.047	0.257	0.603	0.455
		Right Cheek	0.038	0.330	0.371	0.047	0.415	0.739	0.456
		Right Tilt	0.012	0.260	0.386	0.044	0.316	0.658	0.442
WCDMA B4	Ant.0	Left Cheek	0.114	0.192	0.358	0.069	0.375	0.664	0.541
		Left Tilt	0.031	0.195	0.393	0.047	0.273	0.619	0.471
		Right Cheek	0.046	0.330	0.371	0.047	0.423	0.747	0.464
		Right Tilt	0.019	0.260	0.386	0.044	0.323	0.665	0.449
WCDMA B5	Ant.0	Left Cheek	0.097	0.192	0.358	0.069	0.358	0.647	0.524
		Left Tilt	0.033	0.195	0.393	0.047	0.275	0.621	0.473
		Right Cheek	0.052	0.330	0.371	0.047	0.429	0.753	0.470
		Right Tilt	0.023	0.260	0.386	0.044	0.327	0.669	0.453
LTE B2	Ant.0	Left Cheek	0.041	0.192	0.358	0.069	0.302	0.591	0.468
		Left Tilt	0.019	0.195	0.393	0.047	0.261	0.607	0.459
		Right Cheek	0.027	0.330	0.371	0.047	0.404	0.728	0.445
		Right Tilt	0.017	0.260	0.386	0.044	0.321	0.663	0.447
LTE B2	Ant.5	Left Cheek	0.283	0.192	0.358	0.069	0.544	0.833	0.710
		Left Tilt	0.059	0.195	0.393	0.047	0.301	0.647	0.499
		Right Cheek	0.129	0.330	0.371	0.047	0.506	0.830	0.547
		Right Tilt	0.064	0.260	0.386	0.044	0.368	0.710	0.494
LTE B4	Ant.0	Left Cheek	0.134	0.192	0.358	0.069	0.395	0.684	0.561
		Left Tilt	0.057	0.195	0.393	0.047	0.299	0.645	0.497
		Right Cheek	0.104	0.330	0.371	0.047	0.481	0.805	0.522
		Right Tilt	0.080	0.260	0.386	0.044	0.384	0.726	0.510
LTE B4	Ant.5	Left Cheek	0.121	0.192	0.358	0.069	0.382	0.671	0.548
		Left Tilt	0.040	0.195	0.393	0.047	0.282	0.628	0.480

		Right Cheek	0.070	0.330	0.371	0.047	0.447	0.771	0.488
		Right Tilt	0.039	0.260	0.386	0.044	0.343	0.685	0.469
LTE B5	Ant.0	Left Cheek	0.114	0.192	0.358	0.069	0.375	0.664	0.541
		Left Tilt	0.048	0.195	0.393	0.047	0.290	0.636	0.488
		Right Cheek	0.117	0.330	0.371	0.047	0.494	0.818	0.535
		Right Tilt	0.040	0.260	0.386	0.044	0.344	0.686	0.470
LTE B7	Ant.5	Left Cheek	0.853	0.192	0.358	0.069	1.114	1.403	1.280
		Left Tilt	0.118	0.195	0.393	0.047	0.360	0.706	0.558
		Right Cheek	0.311	0.330	0.371	0.047	0.688	1.012	0.729
		Right Tilt	0.108	0.260	0.386	0.044	0.412	0.754	0.538
LTE B7	Ant.6	Left Cheek	0.220	0.192	0.358	0.069	0.481	0.770	0.647
		Left Tilt	0.074	0.195	0.393	0.047	0.316	0.662	0.514
		Right Cheek	0.463	0.330	0.371	0.047	0.840	1.164	0.881
		Right Tilt	0.060	0.260	0.386	0.044	0.364	0.706	0.490
LTE B12	Ant.0	Left Cheek	0.089	0.192	0.358	0.069	0.350	0.639	0.516
		Left Tilt	0.046	0.195	0.393	0.047	0.288	0.634	0.486
		Right Cheek	0.077	0.330	0.371	0.047	0.454	0.778	0.495
		Right Tilt	0.041	0.260	0.386	0.044	0.345	0.687	0.471
LTE B13	Ant.0	Left Cheek	0.047	0.192	0.358	0.069	0.308	0.597	0.474
		Left Tilt	0.023	0.195	0.393	0.047	0.265	0.611	0.463
		Right Cheek	0.039	0.330	0.371	0.047	0.416	0.740	0.457
		Right Tilt	0.019	0.260	0.386	0.044	0.323	0.665	0.449
LTE B17	Ant.0	Left Cheek	0.089	0.192	0.358	0.069	0.350	0.639	0.516
		Left Tilt	0.032	0.195	0.393	0.047	0.274	0.620	0.472
		Right Cheek	0.074	0.330	0.371	0.047	0.451	0.775	0.492
		Right Tilt	0.027	0.260	0.386	0.044	0.331	0.673	0.457
LTE B25	Ant.0	Left Cheek	0.064	0.192	0.358	0.069	0.325	0.614	0.491
		Left Tilt	0.025	0.195	0.393	0.047	0.267	0.613	0.465
		Right Cheek	0.046	0.330	0.371	0.047	0.423	0.747	0.464
		Right Tilt	0.022	0.260	0.386	0.044	0.326	0.668	0.452
LTE B26	Ant.0	Left Cheek	0.035	0.192	0.358	0.069	0.296	0.585	0.462
		Left Tilt	0.019	0.195	0.393	0.047	0.261	0.607	0.459
		Right Cheek	0.031	0.330	0.371	0.047	0.408	0.732	0.449
		Right Tilt	0.016	0.260	0.386	0.044	0.320	0.662	0.446
LTE B66	Ant.0	Left Cheek	0.137	0.192	0.358	0.069	0.398	0.687	0.564
		Left Tilt	0.061	0.195	0.393	0.047	0.303	0.649	0.501
		Right Cheek	0.100	0.330	0.371	0.047	0.477	0.801	0.518
		Right Tilt	0.049	0.260	0.386	0.044	0.353	0.695	0.479
LTE B66	Ant.5	Left Cheek	0.119	0.192	0.358	0.069	0.380	0.669	0.546

		Left Tilt	0.034	0.195	0.393	0.047	0.276	0.622	0.474
		Right Cheek	0.066	0.330	0.371	0.047	0.443	0.767	0.484
		Right Tilt	0.033	0.260	0.386	0.044	0.337	0.679	0.463
LTE B71	Ant.0	Left Cheek	0.037	0.192	0.358	0.069	0.298	0.587	0.464
		Left Tilt	0.011	0.195	0.393	0.047	0.253	0.599	0.451
		Right Cheek	0.027	0.330	0.371	0.047	0.404	0.728	0.445
		Right Tilt	0.010	0.260	0.386	0.044	0.314	0.656	0.440
LTE B38	Ant.5	Left Cheek	0.897	0.192	0.358	0.069	1.158	1.447	1.324
		Left Tilt	0.072	0.195	0.393	0.047	0.314	0.660	0.512
		Right Cheek	0.280	0.330	0.371	0.047	0.657	0.981	0.698
		Right Tilt	0.081	0.260	0.386	0.044	0.385	0.727	0.511
LTE B38	Ant.6	Left Cheek	0.230	0.192	0.358	0.069	0.491	0.780	0.657
		Left Tilt	0.082	0.195	0.393	0.047	0.324	0.670	0.522
		Right Cheek	0.505	0.330	0.371	0.047	0.882	1.206	0.923
		Right Tilt	0.068	0.260	0.386	0.044	0.372	0.714	0.498
LTE B41	Ant.5	Left Cheek	0.737	0.192	0.358	0.069	0.998	1.287	1.164
		Left Tilt	0.083	0.195	0.393	0.047	0.325	0.671	0.523
		Right Cheek	0.269	0.330	0.371	0.047	0.646	0.970	0.687
		Right Tilt	0.081	0.260	0.386	0.044	0.385	0.727	0.511
LTE B41	Ant.6	Left Cheek	0.204	0.192	0.358	0.069	0.465	0.754	0.631
		Left Tilt	0.071	0.195	0.393	0.047	0.313	0.659	0.511
		Right Cheek	0.438	0.330	0.371	0.047	0.815	1.139	0.856
		Right Tilt	0.059	0.260	0.386	0.044	0.363	0.705	0.489
n2	Ant.0	Left Cheek	0.107	0.192	0.358	0.069	0.368	0.657	0.534
		Left Tilt	0.043	0.195	0.393	0.047	0.285	0.631	0.483
		Right Cheek	0.091	0.330	0.371	0.047	0.468	0.792	0.509
		Right Tilt	0.035	0.260	0.386	0.044	0.339	0.681	0.465
n2	Ant.5	Left Cheek	0.315	0.192	0.358	0.069	0.576	0.865	0.742
		Left Tilt	0.066	0.195	0.393	0.047	0.308	0.654	0.506
		Right Cheek	0.152	0.330	0.371	0.047	0.529	0.853	0.570
		Right Tilt	0.079	0.260	0.386	0.044	0.383	0.725	0.509
n5	Ant.0	Left Cheek	0.091	0.192	0.358	0.069	0.352	0.641	0.518
		Left Tilt	0.037	0.195	0.393	0.047	0.279	0.625	0.477
		Right Cheek	0.092	0.330	0.371	0.047	0.469	0.793	0.510
		Right Tilt	0.032	0.260	0.386	0.044	0.336	0.678	0.462
n7	Ant.5	Left Cheek	0.855	0.192	0.358	0.069	1.116	1.405	1.282
		Left Tilt	0.070	0.195	0.393	0.047	0.312	0.658	0.510
		Right Cheek	0.301	0.330	0.371	0.047	0.678	1.002	0.719
		Right Tilt	0.053	0.260	0.386	0.044	0.357	0.699	0.483

n12	Ant.0	Left Cheek	0.076	0.192	0.358	0.069	0.337	0.626	0.503
		Left Tilt	0.030	0.195	0.393	0.047	0.272	0.618	0.470
		Right Cheek	0.077	0.330	0.371	0.047	0.454	0.778	0.495
		Right Tilt	0.028	0.260	0.386	0.044	0.332	0.674	0.458
n13	Ant.0	Left Cheek	0.047	0.192	0.358	0.069	0.308	0.597	0.474
		Left Tilt	0.022	0.195	0.393	0.047	0.264	0.610	0.462
		Right Cheek	0.045	0.330	0.371	0.047	0.422	0.746	0.463
		Right Tilt	0.020	0.260	0.386	0.044	0.324	0.666	0.450
n25	Ant.0	Left Cheek	0.036	0.192	0.358	0.069	0.297	0.586	0.463
		Left Tilt	0.017	0.195	0.393	0.047	0.259	0.605	0.457
		Right Cheek	0.033	0.330	0.371	0.047	0.410	0.734	0.451
		Right Tilt	0.014	0.260	0.386	0.044	0.318	0.660	0.444
n25	Ant.5	Left Cheek	0.256	0.192	0.358	0.069	0.517	0.806	0.683
		Left Tilt	0.058	0.195	0.393	0.047	0.300	0.646	0.498
		Right Cheek	0.150	0.330	0.371	0.047	0.527	0.851	0.568
		Right Tilt	0.067	0.260	0.386	0.044	0.371	0.713	0.497
n26	Ant.0	Left Cheek	0.087	0.192	0.358	0.069	0.348	0.637	0.514
		Left Tilt	0.041	0.195	0.393	0.047	0.283	0.629	0.481
		Right Cheek	0.089	0.330	0.371	0.047	0.466	0.790	0.507
		Right Tilt	0.036	0.260	0.386	0.044	0.340	0.682	0.466
n66	Ant.0	Left Cheek	0.062	0.192	0.358	0.069	0.323	0.612	0.489
		Left Tilt	0.022	0.195	0.393	0.047	0.264	0.610	0.462
		Right Cheek	0.050	0.330	0.371	0.047	0.427	0.751	0.468
		Right Tilt	0.019	0.260	0.386	0.044	0.323	0.665	0.449
n66	Ant.5	Left Cheek	0.166	0.192	0.358	0.069	0.427	0.716	0.593
		Left Tilt	0.052	0.195	0.393	0.047	0.294	0.640	0.492
		Right Cheek	0.079	0.330	0.371	0.047	0.456	0.780	0.497
		Right Tilt	0.048	0.260	0.386	0.044	0.352	0.694	0.478
n71	Ant.0	Left Cheek	0.098	0.192	0.358	0.069	0.359	0.648	0.525
		Left Tilt	0.045	0.195	0.393	0.047	0.287	0.633	0.485
		Right Cheek	0.099	0.330	0.371	0.047	0.476	0.800	0.517
		Right Tilt	0.039	0.260	0.386	0.044	0.343	0.685	0.469
n38	Ant.5	Left Cheek	0.985	0.192	0.358	0.069	1.246	1.535	1.412
		Left Tilt	0.079	0.195	0.393	0.047	0.321	0.667	0.519
		Right Cheek	0.309	0.330	0.371	0.047	0.686	1.010	0.727
		Right Tilt	0.070	0.260	0.386	0.044	0.374	0.716	0.500
n41	Ant.5	Left Cheek	1.008	0.192	0.358	0.069	1.269	**1.558**	1.435
		Left Tilt	0.082	0.195	0.393	0.047	0.324	0.670	0.522
		Right Cheek	0.309	0.330	0.371	0.047	0.686	1.010	0.727

		Right Tilt	0.061	0.260	0.386	0.044	0.365	0.707	0.491
n77	Ant.4	Left Cheek	0.134	0.192	0.358	0.069	0.395	0.684	0.561
		Left Tilt	0.037	0.195	0.393	0.047	0.279	0.625	0.477
		Right Cheek	0.126	0.330	0.371	0.047	0.503	0.827	0.544
		Right Tilt	0.033	0.260	0.386	0.044	0.337	0.679	0.463
n78	Ant.4	Left Cheek	0.240	0.192	0.358	0.069	0.501	0.790	0.667
		Left Tilt	0.059	0.195	0.393	0.047	0.301	0.647	0.499
		Right Cheek	0.137	0.330	0.371	0.047	0.514	0.838	0.555
		Right Tilt	0.027	0.260	0.386	0.044	0.331	0.673	0.457

Note:

1: The simultaneous transmission combinations of the antennas antennas contain combinations of two antennas, so only the worst simultaneous transmission combinations was shown in this table.

2: The highest Summed 1g SAR is 1.558 W/Kg < 1.6 W/kg, so Simultaneous Transmission SAR test is not required.

12.2.2 Body-Worn&Hotspot Simultaneous Transmission SAR Evaluation for WWAN and WLAN and BT

Band	Antenna	Position	Stand alone SAR				SUM SAR		
			1	2	3	4			
			WWAN	2.4G WIFI Max.	5G WIFI Max.	Bluetooth Max.	1+2+4	1+2+3	1+3+4
GSM850	Ant.0	Front Side 10mm	0.183	0.097	0.063	0.017	0.297	0.343	0.263
		Back Side 10mm	0.461	0.250	0.427	0.043	0.754	1.138	0.931
		Left Edge 10mm	0.162	0.000	0.000	0.000	0.162	0.162	0.162
		Right Edge 10mm	0.177	0.169	0.291	0.041	0.387	0.637	0.509
		Top Edge 10mm	0.000	0.152	0.444	0.023	0.175	0.596	0.467
		Bottom Edge 10mm	0.166	0.000	0.000	0.000	0.166	0.166	0.166
GSM1900	Ant.0	Front Side 10mm	0.035	0.097	0.063	0.017	0.149	0.195	0.115
		Back Side 10mm	0.475	0.250	0.427	0.043	0.768	1.152	0.945
		Left Edge 10mm	0.057	0.000	0.000	0.000	0.057	0.057	0.057
		Right Edge 10mm	0.014	0.169	0.291	0.041	0.224	0.474	0.346
		Top Edge 10mm	0.000	0.152	0.444	0.023	0.175	0.596	0.467
		Bottom Edge 10mm	0.249	0.000	0.000	0.000	0.249	0.249	0.249
WCDMA B2	Ant.0	Front Side 10mm	0.037	0.097	0.063	0.017	0.151	0.197	0.117
		Back Side 10mm	0.458	0.250	0.427	0.043	0.751	1.135	0.928
		Left Edge 10mm	0.074	0.000	0.000	0.000	0.074	0.074	0.074
		Right Edge 10mm	0.017	0.169	0.291	0.041	0.227	0.477	0.349
		Top Edge 10mm	0.000	0.152	0.444	0.023	0.175	0.596	0.467
		Bottom Edge 10mm	0.258	0.000	0.000	0.000	0.258	0.258	0.258
WCDMA B4	Ant.0	Front Side 10mm	0.198	0.097	0.063	0.017	0.312	0.358	0.278
		Back Side 10mm	0.383	0.250	0.427	0.043	0.676	1.060	0.853
		Left Edge 10mm	0.172	0.000	0.000	0.000	0.172	0.172	0.172
		Right Edge 10mm	0.101	0.169	0.291	0.041	0.311	0.561	0.433
		Top Edge 10mm	0.000	0.152	0.444	0.023	0.175	0.596	0.467
		Bottom Edge 10mm	0.296	0.000	0.000	0.000	0.296	0.296	0.296
WCDMA B5	Ant.0	Front Side 10mm	0.061	0.097	0.063	0.017	0.175	0.221	0.141
		Back Side 10mm	0.185	0.250	0.427	0.043	0.478	0.862	0.655
		Left Edge 10mm	0.056	0.000	0.000	0.000	0.056	0.056	0.056
		Right Edge 10mm	0.057	0.169	0.291	0.041	0.267	0.517	0.389
		Top Edge 10mm	0.000	0.152	0.444	0.023	0.175	0.596	0.467
		Bottom Edge 10mm	0.073	0.000	0.000	0.000	0.073	0.073	0.073
LTE B2	Ant.0	Front Side 10mm	0.064	0.097	0.063	0.017	0.178	0.224	0.144
		Back Side 10mm	0.535	0.250	0.427	0.043	0.828	1.212	1.005
		Left Edge 10mm	0.142	0.000	0.000	0.000	0.142	0.142	0.142
		Right Edge 10mm	0.022	0.169	0.291	0.041	0.232	0.482	0.354

		Top Edge 10mm	0.000	0.152	0.444	0.023	0.175	0.596	0.467
		Bottom Edge 10mm	0.365	0.000	0.000	0.000	0.365	0.365	0.365
LTE B2	Ant.5	Front Side 10mm	0.079	0.097	0.063	0.017	0.193	0.239	0.159
		Back Side 10mm	0.262	0.250	0.427	0.043	0.555	0.939	0.732
		Left Edge 10mm	0.000	0.000	0.000	0.000	0.000	0.000	0.000
		Right Edge 10mm	0.236	0.169	0.291	0.041	0.446	0.696	0.568
		Top Edge 10mm	0.000	0.152	0.444	0.023	0.175	0.596	0.467
		Bottom Edge 10mm	0.000	0.000	0.000	0.000	0.000	0.000	0.000
LTE B4	Ant.0	Front Side 10mm	0.161	0.097	0.063	0.017	0.275	0.321	0.241
		Back Side 10mm	0.320	0.250	0.427	0.043	0.613	0.997	0.790
		Left Edge 10mm	0.177	0.000	0.000	0.000	0.177	0.177	0.177
		Right Edge 10mm	0.095	0.169	0.291	0.041	0.305	0.555	0.427
		Top Edge 10mm	0.000	0.152	0.444	0.023	0.175	0.596	0.467
		Bottom Edge 10mm	0.336	0.000	0.000	0.000	0.336	0.336	0.336
LTE B4	Ant.5	Front Side 10mm	0.032	0.097	0.063	0.017	0.146	0.192	0.112
		Back Side 10mm	0.121	0.250	0.427	0.043	0.414	0.798	0.591
		Left Edge 10mm	0.000	0.000	0.000	0.000	0.000	0.000	0.000
		Right Edge 10mm	0.122	0.169	0.291	0.041	0.332	0.582	0.454
		Top Edge 10mm	0.000	0.152	0.444	0.023	0.175	0.596	0.467
		Bottom Edge 10mm	0.000	0.000	0.000	0.000	0.000	0.000	0.000
LTE B5	Ant.0	Front Side 10mm	0.066	0.097	0.063	0.017	0.180	0.226	0.146
		Back Side 10mm	0.207	0.250	0.427	0.043	0.500	0.884	0.677
		Left Edge 10mm	0.058	0.000	0.000	0.000	0.058	0.058	0.058
		Right Edge 10mm	0.083	0.169	0.291	0.041	0.293	0.543	0.415
		Top Edge 10mm	0.000	0.152	0.444	0.023	0.175	0.596	0.467
		Bottom Edge 10mm	0.073	0.000	0.000	0.000	0.073	0.073	0.073
LTE B7	Ant.5	Front Side 10mm	0.216	0.097	0.063	0.017	0.330	0.376	0.296
		Back Side 10mm	0.567	0.250	0.427	0.043	0.860	1.244	1.037
		Left Edge 10mm	0.000	0.000	0.000	0.000	0.000	0.000	0.000
		Right Edge 10mm	0.453	0.169	0.291	0.041	0.663	0.913	0.785
		Top Edge 10mm	0.000	0.152	0.444	0.023	0.175	0.596	0.467
		Bottom Edge 10mm	0.000	0.000	0.000	0.000	0.000	0.000	0.000
LTE B7	Ant.6	Front Side 10mm	0.090	0.097	0.063	0.017	0.204	0.250	0.170
		Back Side 10mm	0.203	0.250	0.427	0.043	0.496	0.880	0.673
		Left Edge 10mm	0.239	0.000	0.000	0.000	0.239	0.239	0.239
		Right Edge 10mm	0.000	0.169	0.291	0.041	0.210	0.460	0.332
		Top Edge 10mm	0.000	0.152	0.444	0.023	0.175	0.596	0.467
		Bottom Edge 10mm	0.000	0.000	0.000	0.000	0.000	0.000	0.000
LTE B12	Ant.0	Front Side 10mm	0.079	0.097	0.063	0.017	0.193	0.239	0.159

		Back Side 10mm	0.240	0.250	0.427	0.043	0.533	0.917	0.710
		Left Edge 10mm	0.098	0.000	0.000	0.000	0.098	0.098	0.098
		Right Edge 10mm	0.085	0.169	0.291	0.041	0.295	0.545	0.417
		Top Edge 10mm	0.000	0.152	0.444	0.023	0.175	0.596	0.467
		Bottom Edge 10mm	0.015	0.000	0.000	0.000	0.015	0.015	0.015
LTE B13	Ant.0	Front Side 10mm	0.071	0.097	0.063	0.017	0.185	0.231	0.151
		Back Side 10mm	0.215	0.250	0.427	0.043	0.508	0.892	0.685
		Left Edge 10mm	0.087	0.000	0.000	0.000	0.087	0.087	0.087
		Right Edge 10mm	0.076	0.169	0.291	0.041	0.286	0.536	0.408
		Top Edge 10mm	0.000	0.152	0.444	0.023	0.175	0.596	0.467
		Bottom Edge 10mm	0.014	0.000	0.000	0.000	0.014	0.014	0.014
LTE B17	Ant.0	Front Side 10mm	0.079	0.097	0.063	0.017	0.193	0.239	0.159
		Back Side 10mm	0.243	0.250	0.427	0.043	0.536	0.920	0.713
		Left Edge 10mm	0.094	0.000	0.000	0.000	0.094	0.094	0.094
		Right Edge 10mm	0.082	0.169	0.291	0.041	0.292	0.542	0.414
		Top Edge 10mm	0.000	0.152	0.444	0.023	0.175	0.596	0.467
		Bottom Edge 10mm	0.016	0.000	0.000	0.000	0.016	0.016	0.016
LTE B25	Ant.0	Front Side 10mm	0.065	0.097	0.063	0.017	0.179	0.225	0.145
		Back Side 10mm	0.504	0.250	0.427	0.043	0.797	1.181	0.974
		Left Edge 10mm	0.117	0.000	0.000	0.000	0.117	0.117	0.117
		Right Edge 10mm	0.031	0.169	0.291	0.041	0.241	0.491	0.363
		Top Edge 10mm	0.000	0.152	0.444	0.023	0.175	0.596	0.467
		Bottom Edge 10mm	0.373	0.000	0.000	0.000	0.373	0.373	0.373
LTE B26	Ant.0	Front Side 10mm	0.030	0.097	0.063	0.017	0.144	0.190	0.110
		Back Side 10mm	0.095	0.250	0.427	0.043	0.388	0.772	0.565
		Left Edge 10mm	0.027	0.000	0.000	0.000	0.027	0.027	0.027
		Right Edge 10mm	0.038	0.169	0.291	0.041	0.248	0.498	0.370
		Top Edge 10mm	0.000	0.152	0.444	0.023	0.175	0.596	0.467
		Bottom Edge 10mm	0.034	0.000	0.000	0.000	0.034	0.034	0.034
LTE B66	Ant.0	Front Side 10mm	0.210	0.097	0.063	0.017	0.324	0.370	0.290
		Back Side 10mm	0.416	0.250	0.427	0.043	0.709	1.093	0.886
		Left Edge 10mm	0.171	0.000	0.000	0.000	0.171	0.171	0.171
		Right Edge 10mm	0.109	0.169	0.291	0.041	0.319	0.569	0.441
		Top Edge 10mm	0.000	0.152	0.444	0.023	0.175	0.596	0.467
		Bottom Edge 10mm	0.468	0.000	0.000	0.000	0.468	0.468	0.468
LTE B66	Ant.5	Front Side 10mm	0.033	0.097	0.063	0.017	0.147	0.193	0.113
		Back Side 10mm	0.117	0.250	0.427	0.043	0.410	0.794	0.587
		Left Edge 10mm	0.000	0.000	0.000	0.000	0.000	0.000	0.000
		Right Edge 10mm	0.118	0.169	0.291	0.041	0.328	0.578	0.450

		Top Edge 10mm	0.000	0.152	0.444	0.023	0.175	0.596	0.467
		Bottom Edge 10mm	0.000	0.000	0.000	0.000	0.000	0.000	0.000
LTE B71	Ant.0	Front Side 10mm	0.135	0.097	0.063	0.017	0.249	0.295	0.215
		Back Side 10mm	0.280	0.250	0.427	0.043	0.573	0.957	0.750
		Left Edge 10mm	0.161	0.000	0.000	0.000	0.161	0.161	0.161
		Right Edge 10mm	0.077	0.169	0.291	0.041	0.287	0.537	0.409
		Top Edge 10mm	0.000	0.152	0.444	0.023	0.175	0.596	0.467
		Bottom Edge 10mm	0.258	0.000	0.000	0.000	0.258	0.258	0.258
LTE B38	Ant.5	Front Side 10mm	0.254	0.097	0.063	0.017	0.368	0.414	0.334
		Back Side 10mm	0.553	0.250	0.427	0.043	0.846	1.230	1.023
		Left Edge 10mm	0.000	0.000	0.000	0.000	0.000	0.000	0.000
		Right Edge 10mm	0.445	0.169	0.291	0.041	0.655	0.905	0.777
		Top Edge 10mm	0.000	0.152	0.444	0.023	0.175	0.596	0.467
		Bottom Edge 10mm	0.000	0.000	0.000	0.000	0.000	0.000	0.000
LTE B38	Ant.6	Front Side 10mm	0.184	0.097	0.063	0.017	0.298	0.344	0.264
		Back Side 10mm	0.349	0.250	0.427	0.043	0.642	1.026	0.819
		Left Edge 10mm	0.517	0.000	0.000	0.000	0.517	0.517	0.517
		Right Edge 10mm	0.000	0.169	0.291	0.041	0.210	0.460	0.332
		Top Edge 10mm	0.000	0.152	0.444	0.023	0.175	0.596	0.467
		Bottom Edge 10mm	0.000	0.000	0.000	0.000	0.000	0.000	0.000
LTE B41	Ant.5	Front Side 10mm	0.244	0.097	0.063	0.017	0.358	0.404	0.324
		Back Side 10mm	0.509	0.250	0.427	0.043	0.802	1.186	0.979
		Left Edge 10mm	0.000	0.000	0.000	0.000	0.000	0.000	0.000
		Right Edge 10mm	0.442	0.169	0.291	0.041	0.652	0.902	0.774
		Top Edge 10mm	0.000	0.152	0.444	0.023	0.175	0.596	0.467
		Bottom Edge 10mm	0.000	0.000	0.000	0.000	0.000	0.000	0.000
LTE B41	Ant.6	Front Side 10mm	0.142	0.097	0.063	0.017	0.256	0.302	0.222
		Back Side 10mm	0.415	0.250	0.427	0.043	0.708	1.092	0.885
		Left Edge 10mm	0.353	0.000	0.000	0.000	0.353	0.353	0.353
		Right Edge 10mm	0.000	0.169	0.291	0.041	0.210	0.460	0.332
		Top Edge 10mm	0.000	0.152	0.444	0.023	0.175	0.596	0.467
		Bottom Edge 10mm	0.000	0.000	0.000	0.000	0.000	0.000	0.000
n2	Ant.0	Front Side 10mm	0.048	0.097	0.063	0.017	0.162	0.208	0.128
		Back Side 10mm	0.472	0.250	0.427	0.043	0.765	1.149	0.942
		Left Edge 10mm	0.108	0.000	0.000	0.000	0.108	0.108	0.108
		Right Edge 10mm	0.016	0.169	0.291	0.041	0.226	0.476	0.348
		Top Edge 10mm	0.000	0.152	0.444	0.023	0.175	0.596	0.467
		Bottom Edge 10mm	0.272	0.000	0.000	0.000	0.272	0.272	0.272
n2	Ant.5	Front Side 10mm	0.085	0.097	0.063	0.017	0.199	0.245	0.165

		Back Side 10mm	0.246	0.250	0.427	0.043	0.539	0.923	0.716
		Left Edge 10mm	0.000	0.000	0.000	0.000	0.000	0.000	0.000
		Right Edge 10mm	0.243	0.169	0.291	0.041	0.453	0.703	0.575
		Top Edge 10mm	0.000	0.152	0.444	0.023	0.175	0.596	0.467
		Bottom Edge 10mm	0.000	0.000	0.000	0.000	0.000	0.000	0.000
n5	Ant.0	Front Side 10mm	0.054	0.097	0.063	0.017	0.168	0.214	0.134
		Back Side 10mm	0.186	0.250	0.427	0.043	0.479	0.863	0.656
		Left Edge 10mm	0.070	0.000	0.000	0.000	0.070	0.070	0.070
		Right Edge 10mm	0.068	0.169	0.291	0.041	0.278	0.528	0.400
		Top Edge 10mm	0.000	0.152	0.444	0.023	0.175	0.596	0.467
		Bottom Edge 10mm	0.082	0.000	0.000	0.000	0.082	0.082	0.082
n7	Ant.5	Front Side 10mm	0.330	0.097	0.063	0.017	0.444	0.490	0.410
		Back Side 10mm	0.650	0.250	0.427	0.043	0.943	**1.327**	1.120
		Left Edge 10mm	0.000	0.000	0.000	0.000	0.000	0.000	0.000
		Right Edge 10mm	0.633	0.169	0.291	0.041	0.843	1.093	0.965
		Top Edge 10mm	0.000	0.152	0.444	0.023	0.175	0.596	0.467
		Bottom Edge 10mm	0.000	0.000	0.000	0.000	0.000	0.000	0.000
n12	Ant.0	Front Side 10mm	0.069	0.097	0.063	0.017	0.183	0.229	0.149
		Back Side 10mm	0.238	0.250	0.427	0.043	0.531	0.915	0.708
		Left Edge 10mm	0.103	0.000	0.000	0.000	0.103	0.103	0.103
		Right Edge 10mm	0.051	0.169	0.291	0.041	0.261	0.511	0.383
		Top Edge 10mm	0.000	0.152	0.444	0.023	0.175	0.596	0.467
		Bottom Edge 10mm	0.013	0.000	0.000	0.000	0.013	0.013	0.013
n13	Ant.0	Front Side 10mm	0.047	0.097	0.063	0.017	0.161	0.207	0.127
		Back Side 10mm	0.151	0.250	0.427	0.043	0.444	0.828	0.621
		Left Edge 10mm	0.061	0.000	0.000	0.000	0.061	0.061	0.061
		Right Edge 10mm	0.055	0.169	0.291	0.041	0.265	0.515	0.387
		Top Edge 10mm	0.000	0.152	0.444	0.023	0.175	0.596	0.467
		Bottom Edge 10mm	0.009	0.000	0.000	0.000	0.009	0.009	0.009
n25	Ant.0	Front Side 10mm	0.052	0.097	0.063	0.017	0.166	0.212	0.132
		Back Side 10mm	0.406	0.250	0.427	0.043	0.699	1.083	0.876
		Left Edge 10mm	0.094	0.000	0.000	0.000	0.094	0.094	0.094
		Right Edge 10mm	0.015	0.169	0.291	0.041	0.225	0.475	0.347
		Top Edge 10mm	0.000	0.152	0.444	0.023	0.175	0.596	0.467
		Bottom Edge 10mm	0.298	0.000	0.000	0.000	0.298	0.298	0.298
n25	Ant.5	Front Side 10mm	0.090	0.097	0.063	0.017	0.204	0.250	0.170
		Back Side 10mm	0.253	0.250	0.427	0.043	0.546	0.930	0.723
		Left Edge 10mm	0.000	0.000	0.000	0.000	0.000	0.000	0.000
		Right Edge 10mm	0.268	0.169	0.291	0.041	0.478	0.728	0.600

		Top Edge 10mm	0.000	0.152	0.444	0.023	0.175	0.596	0.467
		Bottom Edge 10mm	0.000	0.000	0.000	0.000	0.000	0.000	0.000
n26	Ant.0	Front Side 10mm	0.066	0.097	0.063	0.017	0.180	0.226	0.146
		Back Side 10mm	0.202	0.250	0.427	0.043	0.495	0.879	0.672
		Left Edge 10mm	0.077	0.000	0.000	0.000	0.077	0.077	0.077
		Right Edge 10mm	0.074	0.169	0.291	0.041	0.284	0.534	0.406
		Top Edge 10mm	0.000	0.152	0.444	0.023	0.175	0.596	0.467
		Bottom Edge 10mm	0.102	0.000	0.000	0.000	0.102	0.102	0.102
n66	Ant.0	Front Side 10mm	0.145	0.097	0.063	0.017	0.259	0.305	0.225
		Back Side 10mm	0.256	0.250	0.427	0.043	0.549	0.933	0.726
		Left Edge 10mm	0.139	0.000	0.000	0.000	0.139	0.139	0.139
		Right Edge 10mm	0.036	0.169	0.291	0.041	0.246	0.496	0.368
		Top Edge 10mm	0.000	0.152	0.444	0.023	0.175	0.596	0.467
		Bottom Edge 10mm	0.329	0.000	0.000	0.000	0.329	0.329	0.329
n66	Ant.5	Front Side 10mm	0.029	0.097	0.063	0.017	0.143	0.189	0.109
		Back Side 10mm	0.099	0.250	0.427	0.043	0.392	0.776	0.569
		Left Edge 10mm	0.000	0.000	0.000	0.000	0.000	0.000	0.000
		Right Edge 10mm	0.129	0.169	0.291	0.041	0.339	0.589	0.461
		Top Edge 10mm	0.000	0.152	0.444	0.023	0.175	0.596	0.467
		Bottom Edge 10mm	0.000	0.000	0.000	0.000	0.000	0.000	0.000
n71	Ant.0	Front Side 10mm	0.095	0.097	0.063	0.017	0.209	0.255	0.175
		Back Side 10mm	0.332	0.250	0.427	0.043	0.625	1.009	0.802
		Left Edge 10mm	0.198	0.000	0.000	0.000	0.198	0.198	0.198
		Right Edge 10mm	0.128	0.169	0.291	0.041	0.338	0.588	0.460
		Top Edge 10mm	0.000	0.152	0.444	0.023	0.175	0.596	0.467
		Bottom Edge 10mm	0.049	0.000	0.000	0.000	0.049	0.049	0.049
n38	Ant.5	Front Side 10mm	0.229	0.097	0.063	0.017	0.343	0.389	0.309
		Back Side 10mm	0.451	0.250	0.427	0.043	0.744	1.128	0.921
		Left Edge 10mm	0.000	0.000	0.000	0.000	0.000	0.000	0.000
		Right Edge 10mm	0.478	0.169	0.291	0.041	0.688	0.938	0.810
		Top Edge 10mm	0.000	0.152	0.444	0.023	0.175	0.596	0.467
		Bottom Edge 10mm	0.000	0.000	0.000	0.000	0.000	0.000	0.000
n41	Ant.5	Front Side 10mm	0.253	0.097	0.063	0.017	0.367	0.413	0.333
		Back Side 10mm	0.497	0.250	0.427	0.043	0.790	1.174	0.967
		Left Edge 10mm	0.000	0.000	0.000	0.000	0.000	0.000	0.000
		Right Edge 10mm	0.538	0.169	0.291	0.041	0.748	0.998	0.870
		Top Edge 10mm	0.000	0.152	0.444	0.023	0.175	0.596	0.467
		Bottom Edge 10mm	0.000	0.000	0.000	0.000	0.000	0.000	0.000
n77	Ant.4	Front Side 10mm	0.080	0.097	0.063	0.017	0.194	0.240	0.160

		Back Side 10mm	0.349	0.250	0.427	0.043	0.642	1.026	0.819
		Left Edge 10mm	0.439	0.000	0.000	0.000	0.439	0.439	0.439
		Right Edge 10mm	0.000	0.169	0.291	0.041	0.210	0.460	0.332
		Top Edge 10mm	0.049	0.152	0.444	0.023	0.224	0.645	0.516
		Bottom Edge 10mm	0.000	0.000	0.000	0.000	0.000	0.000	0.000
n78	Ant.4	Front Side 10mm	0.087	0.097	0.063	0.017	0.201	0.247	0.167
		Back Side 10mm	0.222	0.250	0.427	0.043	0.515	0.899	0.692
		Left Edge 10mm	0.498	0.000	0.000	0.000	0.498	0.498	0.498
		Right Edge 10mm	0.000	0.169	0.291	0.041	0.210	0.460	0.332
		Top Edge 10mm	0.068	0.152	0.444	0.023	0.243	0.664	0.535
		Bottom Edge 10mm	0.000	0.000	0.000	0.000	0.000	0.000	0.000

Note:

1: The simultaneous transmission combinations of the antennas antennas contain combinations of two antennas, so only the worst simultaneous transmission combinations was shown in this table.

2: The highest Summed 1g SAR is 1.327 W/Kg < 1.6 W/kg, so Simultaneous Transmission SAR test is not required.

12.2.3 Extremity Simultaneous Transmission SAR Evaluation for WWAN and WLAN and BT

Band	Antenna	Position	Stand alone SAR				SUM SAR		
			1	2	3	4			
			WWAN	2.4G WIFI Max.	5G WIFI Max.	Bluetooth Max.	1+2+4	1+2+3	1+3+4
GSM850	Ant.0	Front Side 0mm	0.772	0.185	0.225	0.017	0.974	1.182	1.014
		Back Side 0mm	1.981	0.951	0.990	0.087	3.019	**3.922**	3.058
		Left Edge 0mm	0.674	0.000	0.000	0.000	0.674	0.674	0.674
		Right Edge 0mm	0.740	0.369	0.294	0.052	1.161	1.403	1.086
		Top Edge 0mm	0.000	0.321	0.571	0.024	0.345	0.892	0.595
		Bottom Edge 0mm	0.690	0.000	0.000	0.000	0.690	0.690	0.690
GSM1900	Ant.0	Front Side 0mm	0.127	0.185	0.225	0.017	0.329	0.537	0.369
		Back Side 0mm	1.164	0.951	0.990	0.087	2.202	3.105	2.241
		Left Edge 0mm	0.257	0.000	0.000	0.000	0.257	0.257	0.257
		Right Edge 0mm	0.058	0.369	0.294	0.052	0.479	0.721	0.404
		Top Edge 0mm	0.000	0.321	0.571	0.024	0.345	0.892	0.595
		Bottom Edge 0mm	0.778	0.000	0.000	0.000	0.778	0.778	0.778
WCDMA B2	Ant.0	Front Side 0mm	0.091	0.185	0.225	0.017	0.293	0.501	0.333
		Back Side 0mm	1.088	0.951	0.990	0.087	2.126	3.029	2.165
		Left Edge 0mm	0.183	0.000	0.000	0.000	0.183	0.183	0.183
		Right Edge 0mm	0.042	0.369	0.294	0.052	0.463	0.705	0.388
		Top Edge 0mm	0.000	0.321	0.571	0.024	0.345	0.892	0.595
		Bottom Edge 0mm	0.811	0.000	0.000	0.000	0.811	0.811	0.811
WCDMA B4	Ant.0	Front Side 0mm	0.325	0.185	0.225	0.017	0.527	0.735	0.567
		Back Side 0mm	1.007	0.951	0.990	0.087	2.045	2.948	2.084
		Left Edge 0mm	0.503	0.000	0.000	0.000	0.503	0.503	0.503
		Right Edge 0mm	0.158	0.369	0.294	0.052	0.579	0.821	0.504
		Top Edge 0mm	0.000	0.321	0.571	0.024	0.345	0.892	0.595
		Bottom Edge 0mm	1.223	0.000	0.000	0.000	1.223	1.223	1.223
WCDMA B5	Ant.0	Front Side 0mm	0.247	0.185	0.225	0.017	0.449	0.657	0.489
		Back Side 0mm	0.770	0.951	0.990	0.087	1.808	2.711	1.847
		Left Edge 0mm	0.230	0.000	0.000	0.000	0.230	0.230	0.230
		Right Edge 0mm	0.234	0.369	0.294	0.052	0.655	0.897	0.580
		Top Edge 0mm	0.000	0.321	0.571	0.024	0.345	0.892	0.595
		Bottom Edge 0mm	0.302	0.000	0.000	0.000	0.302	0.302	0.302
LTE B2	Ant.0	Front Side 0mm	0.166	0.185	0.225	0.017	0.368	0.576	0.408
		Back Side 0mm	1.113	0.951	0.990	0.087	2.151	3.054	2.190
		Left Edge 0mm	0.297	0.000	0.000	0.000	0.297	0.297	0.297
		Right Edge 0mm	0.027	0.369	0.294	0.052	0.448	0.690	0.373
		Top Edge 0mm	0.000	0.321	0.571	0.024	0.345	0.892	0.595

		Bottom Edge 0mm	0.742	0.000	0.000	0.000	0.742	0.742	0.742
LTE B2	Ant.5	Front Side 0mm	0.170	0.185	0.225	0.017	0.372	0.580	0.412
		Back Side 0mm	0.688	0.951	0.990	0.087	1.726	2.629	1.765
		Left Edge 0mm	0.000	0.000	0.000	0.000	0.000	0.000	0.000
		Right Edge 0mm	0.601	0.369	0.294	0.052	1.022	1.264	0.947
		Top Edge 0mm	0.000	0.321	0.571	0.024	0.345	0.892	0.595
		Bottom Edge 0mm	0.000	0.000	0.000	0.000	0.000	0.000	0.000
LTE B4	Ant.0	Front Side 0mm	0.301	0.185	0.225	0.017	0.503	0.711	0.543
		Back Side 0mm	0.758	0.951	0.990	0.087	1.796	2.699	1.835
		Left Edge 0mm	0.586	0.000	0.000	0.000	0.586	0.586	0.586
		Right Edge 0mm	0.139	0.369	0.294	0.052	0.560	0.802	0.485
		Top Edge 0mm	0.000	0.321	0.571	0.024	0.345	0.892	0.595
		Bottom Edge 0mm	1.392	0.000	0.000	0.000	1.392	1.392	1.392
LTE B4	Ant.5	Front Side 0mm	0.085	0.185	0.225	0.017	0.287	0.495	0.327
		Back Side 0mm	0.401	0.951	0.990	0.087	1.439	2.342	1.478
		Left Edge 0mm	0.000	0.000	0.000	0.000	0.000	0.000	0.000
		Right Edge 0mm	0.372	0.369	0.294	0.052	0.793	1.035	0.718
		Top Edge 0mm	0.000	0.321	0.571	0.024	0.345	0.892	0.595
		Bottom Edge 0mm	0.000	0.000	0.000	0.000	0.000	0.000	0.000
LTE B5	Ant.0	Front Side 0mm	0.275	0.185	0.225	0.017	0.477	0.685	0.517
		Back Side 0mm	0.892	0.951	0.990	0.087	1.930	2.833	1.969
		Left Edge 0mm	0.244	0.000	0.000	0.000	0.244	0.244	0.244
		Right Edge 0mm	0.355	0.369	0.294	0.052	0.776	1.018	0.701
		Top Edge 0mm	0.000	0.321	0.571	0.024	0.345	0.892	0.595
		Bottom Edge 0mm	0.309	0.000	0.000	0.000	0.309	0.309	0.309
LTE B7	Ant.5	Front Side 0mm	0.517	0.185	0.225	0.017	0.719	0.927	0.759
		Back Side 0mm	1.055	0.951	0.990	0.087	2.093	2.996	2.132
		Left Edge 0mm	0.000	0.000	0.000	0.000	0.000	0.000	0.000
		Right Edge 0mm	1.708	0.369	0.294	0.052	2.129	2.371	2.054
		Top Edge 0mm	0.000	0.321	0.571	0.024	0.345	0.892	0.595
		Bottom Edge 0mm	0.000	0.000	0.000	0.000	0.000	0.000	0.000
LTE B7	Ant.6	Front Side 0mm	0.201	0.185	0.225	0.017	0.403	0.611	0.443
		Back Side 0mm	0.362	0.951	0.990	0.087	1.400	2.303	1.439
		Left Edge 0mm	0.753	0.000	0.000	0.000	0.753	0.753	0.753
		Right Edge 0mm	0.000	0.369	0.294	0.052	0.421	0.663	0.346
		Top Edge 0mm	0.000	0.321	0.571	0.024	0.345	0.892	0.595
		Bottom Edge 0mm	0.000	0.000	0.000	0.000	0.000	0.000	0.000
LTE B12	Ant.0	Front Side 0mm	0.171	0.185	0.225	0.017	0.373	0.581	0.413
		Back Side 0mm	0.534	0.951	0.990	0.087	1.572	2.475	1.611

		Left Edge 0mm	0.214	0.000	0.000	0.000	0.214	0.214	0.214
		Right Edge 0mm	0.180	0.369	0.294	0.052	0.601	0.843	0.526
		Top Edge 0mm	0.000	0.321	0.571	0.024	0.345	0.892	0.595
		Bottom Edge 0mm	0.036	0.000	0.000	0.000	0.036	0.036	0.036
LTE B13	Ant.0	Front Side 0mm	0.231	0.185	0.225	0.017	0.433	0.641	0.473
		Back Side 0mm	0.716	0.951	0.990	0.087	1.754	2.657	1.793
		Left Edge 0mm	0.288	0.000	0.000	0.000	0.288	0.288	0.288
		Right Edge 0mm	0.248	0.369	0.294	0.052	0.669	0.911	0.594
		Top Edge 0mm	0.000	0.321	0.571	0.024	0.345	0.892	0.595
		Bottom Edge 0mm	0.044	0.000	0.000	0.000	0.044	0.044	0.044
LTE B17	Ant.0	Front Side 0mm	0.171	0.185	0.225	0.017	0.373	0.581	0.413
		Back Side 0mm	0.534	0.951	0.990	0.087	1.572	2.475	1.611
		Left Edge 0mm	0.190	0.000	0.000	0.000	0.190	0.190	0.190
		Right Edge 0mm	0.167	0.369	0.294	0.052	0.588	0.830	0.513
		Top Edge 0mm	0.000	0.321	0.571	0.024	0.345	0.892	0.595
		Bottom Edge 0mm	0.033	0.000	0.000	0.000	0.033	0.033	0.033
LTE B25	Ant.0	Front Side 0mm	0.141	0.185	0.225	0.017	0.343	0.551	0.383
		Back Side 0mm	0.942	0.951	0.990	0.087	1.980	2.883	2.019
		Left Edge 0mm	0.250	0.000	0.000	0.000	0.250	0.250	0.250
		Right Edge 0mm	0.022	0.369	0.294	0.052	0.443	0.685	0.368
		Top Edge 0mm	0.000	0.321	0.571	0.024	0.345	0.892	0.595
		Bottom Edge 0mm	0.626	0.000	0.000	0.000	0.626	0.626	0.626
LTE B26	Ant.0	Front Side 0mm	0.215	0.185	0.225	0.017	0.417	0.625	0.457
		Back Side 0mm	0.693	0.951	0.990	0.087	1.731	2.634	1.770
		Left Edge 0mm	0.185	0.000	0.000	0.000	0.185	0.185	0.185
		Right Edge 0mm	0.273	0.369	0.294	0.052	0.694	0.936	0.619
		Top Edge 0mm	0.000	0.321	0.571	0.024	0.345	0.892	0.595
		Bottom Edge 0mm	0.238	0.000	0.000	0.000	0.238	0.238	0.238
LTE B66	Ant.0	Front Side 0mm	0.370	0.185	0.225	0.017	0.572	0.780	0.612
		Back Side 0mm	1.009	0.951	0.990	0.087	2.047	2.950	2.086
		Left Edge 0mm	0.481	0.000	0.000	0.000	0.481	0.481	0.481
		Right Edge 0mm	0.162	0.369	0.294	0.052	0.583	0.825	0.508
		Top Edge 0mm	0.000	0.321	0.571	0.024	0.345	0.892	0.595
		Bottom Edge 0mm	1.674	0.000	0.000	0.000	1.674	1.674	1.674
LTE B66	Ant.5	Front Side 0mm	0.080	0.185	0.225	0.017	0.282	0.490	0.322
		Back Side 0mm	0.390	0.951	0.990	0.087	1.428	2.331	1.467
		Left Edge 0mm	0.000	0.000	0.000	0.000	0.000	0.000	0.000
		Right Edge 0mm	0.362	0.369	0.294	0.052	0.783	1.025	0.708
		Top Edge 0mm	0.000	0.321	0.571	0.024	0.345	0.892	0.595

		Bottom Edge 0mm	0.000	0.000	0.000	0.000	0.000	0.000	0.000
LTE B71	Ant.0	Front Side 0mm	0.237	0.185	0.225	0.017	0.439	0.647	0.479
		Back Side 0mm	0.434	0.951	0.990	0.087	1.472	2.375	1.511
		Left Edge 0mm	0.256	0.000	0.000	0.000	0.256	0.256	0.256
		Right Edge 0mm	0.124	0.369	0.294	0.052	0.545	0.787	0.470
		Top Edge 0mm	0.000	0.321	0.571	0.024	0.345	0.892	0.595
		Bottom Edge 0mm	0.395	0.000	0.000	0.000	0.395	0.395	0.395
LTE B38	Ant.5	Front Side 0mm	0.703	0.185	0.225	0.017	0.905	1.113	0.945
		Back Side 0mm	1.275	0.951	0.990	0.087	2.313	3.216	2.352
		Left Edge 0mm	0.000	0.000	0.000	0.000	0.000	0.000	0.000
		Right Edge 0mm	1.628	0.369	0.294	0.052	2.049	2.291	1.974
		Top Edge 0mm	0.000	0.321	0.571	0.024	0.345	0.892	0.595
		Bottom Edge 0mm	0.000	0.000	0.000	0.000	0.000	0.000	0.000
LTE B38	Ant.6	Front Side 0mm	0.382	0.185	0.225	0.017	0.584	0.792	0.624
		Back Side 0mm	0.658	0.951	0.990	0.087	1.696	2.599	1.735
		Left Edge 0mm	1.447	0.000	0.000	0.000	1.447	1.447	1.447
		Right Edge 0mm	0.000	0.369	0.294	0.052	0.421	0.663	0.346
		Top Edge 0mm	0.000	0.321	0.571	0.024	0.345	0.892	0.595
		Bottom Edge 0mm	0.000	0.000	0.000	0.000	0.000	0.000	0.000
LTE B41	Ant.5	Front Side 0mm	0.605	0.185	0.225	0.017	0.807	1.015	0.847
		Back Side 0mm	1.148	0.951	0.990	0.087	2.186	3.089	2.225
		Left Edge 0mm	0.000	0.000	0.000	0.000	0.000	0.000	0.000
		Right Edge 0mm	1.440	0.369	0.294	0.052	1.861	2.103	1.786
		Top Edge 0mm	0.000	0.321	0.571	0.024	0.345	0.892	0.595
		Bottom Edge 0mm	0.000	0.000	0.000	0.000	0.000	0.000	0.000
LTE B41	Ant.6	Front Side 0mm	0.293	0.185	0.225	0.017	0.495	0.703	0.535
		Back Side 0mm	0.813	0.951	0.990	0.087	1.851	2.754	1.890
		Left Edge 0mm	1.123	0.000	0.000	0.000	1.123	1.123	1.123
		Right Edge 0mm	0.000	0.369	0.294	0.052	0.421	0.663	0.346
		Top Edge 0mm	0.000	0.321	0.571	0.024	0.345	0.892	0.595
		Bottom Edge 0mm	0.000	0.000	0.000	0.000	0.000	0.000	0.000
n2	Ant.0	Front Side 0mm	0.166	0.185	0.225	0.017	0.368	0.576	0.408
		Back Side 0mm	1.113	0.951	0.990	0.087	2.151	3.054	2.190
		Left Edge 0mm	0.297	0.000	0.000	0.000	0.297	0.297	0.297
		Right Edge 0mm	0.026	0.369	0.294	0.052	0.447	0.689	0.372
		Top Edge 0mm	0.000	0.321	0.571	0.024	0.345	0.892	0.595
		Bottom Edge 0mm	0.744	0.000	0.000	0.000	0.744	0.744	0.744
n2	Ant.5	Front Side 0mm	0.206	0.185	0.225	0.017	0.408	0.616	0.448
		Back Side 0mm	0.726	0.951	0.990	0.087	1.764	2.667	1.803

		Left Edge 0mm	0.000	0.000	0.000	0.000	0.000	0.000	0.000
		Right Edge 0mm	0.676	0.369	0.294	0.052	1.097	1.339	1.022
		Top Edge 0mm	0.000	0.321	0.571	0.024	0.345	0.892	0.595
		Bottom Edge 0mm	0.000	0.000	0.000	0.000	0.000	0.000	0.000
n5	Ant.0	Front Side 0mm	0.216	0.185	0.225	0.017	0.418	0.626	0.458
		Back Side 0mm	0.748	0.951	0.990	0.087	1.786	2.689	1.825
		Left Edge 0mm	0.296	0.000	0.000	0.000	0.296	0.296	0.296
		Right Edge 0mm	0.290	0.369	0.294	0.052	0.711	0.953	0.636
		Top Edge 0mm	0.000	0.321	0.571	0.024	0.345	0.892	0.595
		Bottom Edge 0mm	0.303	0.000	0.000	0.000	0.303	0.303	0.303
n7	Ant.5	Front Side 0mm	0.697	0.185	0.225	0.017	0.899	1.107	0.939
		Back Side 0mm	1.484	0.951	0.990	0.087	2.522	3.425	2.561
		Left Edge 0mm	0.000	0.000	0.000	0.000	0.000	0.000	0.000
		Right Edge 0mm	1.664	0.369	0.294	0.052	2.085	2.327	2.010
		Top Edge 0mm	0.000	0.321	0.571	0.024	0.345	0.892	0.595
		Bottom Edge 0mm	0.000	0.000	0.000	0.000	0.000	0.000	0.000
n12	Ant.0	Front Side 0mm	0.144	0.185	0.225	0.017	0.346	0.554	0.386
		Back Side 0mm	0.487	0.951	0.990	0.087	1.525	2.428	1.564
		Left Edge 0mm	0.193	0.000	0.000	0.000	0.193	0.193	0.193
		Right Edge 0mm	0.105	0.369	0.294	0.052	0.526	0.768	0.451
		Top Edge 0mm	0.000	0.321	0.571	0.024	0.345	0.892	0.595
		Bottom Edge 0mm	0.025	0.000	0.000	0.000	0.025	0.025	0.025
n13	Ant.0	Front Side 0mm	0.197	0.185	0.225	0.017	0.399	0.607	0.439
		Back Side 0mm	0.658	0.951	0.990	0.087	1.696	2.599	1.735
		Left Edge 0mm	0.257	0.000	0.000	0.000	0.257	0.257	0.257
		Right Edge 0mm	0.232	0.369	0.294	0.052	0.653	0.895	0.578
		Top Edge 0mm	0.000	0.321	0.571	0.024	0.345	0.892	0.595
		Bottom Edge 0mm	0.037	0.000	0.000	0.000	0.037	0.037	0.037
n25	Ant.0	Front Side 0mm	0.134	0.185	0.225	0.017	0.336	0.544	0.376
		Back Side 0mm	0.896	0.951	0.990	0.087	1.934	2.837	1.973
		Left Edge 0mm	0.239	0.000	0.000	0.000	0.239	0.239	0.239
		Right Edge 0mm	0.021	0.369	0.294	0.052	0.442	0.684	0.367
		Top Edge 0mm	0.000	0.321	0.571	0.024	0.345	0.892	0.595
		Bottom Edge 0mm	0.594	0.000	0.000	0.000	0.594	0.594	0.594
n25	Ant.5	Front Side 0mm	0.234	0.185	0.225	0.017	0.436	0.644	0.476
		Back Side 0mm	0.821	0.951	0.990	0.087	1.859	2.762	1.898
		Left Edge 0mm	0.000	0.000	0.000	0.000	0.000	0.000	0.000
		Right Edge 0mm	0.765	0.369	0.294	0.052	1.186	1.428	1.111
		Top Edge 0mm	0.000	0.321	0.571	0.024	0.345	0.892	0.595

		Bottom Edge 0mm	0.000	0.000	0.000	0.000	0.000	0.000	0.000
n26	Ant.0	Front Side 0mm	0.195	0.185	0.225	0.017	0.397	0.605	0.437
		Back Side 0mm	0.703	0.951	0.990	0.087	1.741	2.644	1.780
		Left Edge 0mm	0.251	0.000	0.000	0.000	0.251	0.251	0.251
		Right Edge 0mm	0.239	0.369	0.294	0.052	0.660	0.902	0.585
		Top Edge 0mm	0.000	0.321	0.571	0.024	0.345	0.892	0.595
		Bottom Edge 0mm	0.288	0.000	0.000	0.000	0.288	0.288	0.288
n66	Ant.0	Front Side 0mm	0.378	0.185	0.225	0.017	0.580	0.788	0.620
		Back Side 0mm	0.828	0.951	0.990	0.087	1.866	2.769	1.905
		Left Edge 0mm	0.471	0.000	0.000	0.000	0.471	0.471	0.471
		Right Edge 0mm	0.102	0.369	0.294	0.052	0.523	0.765	0.448
		Top Edge 0mm	0.000	0.321	0.571	0.024	0.345	0.892	0.595
		Bottom Edge 0mm	0.991	0.000	0.000	0.000	0.991	0.991	0.991
n66	Ant.5	Front Side 0mm	0.093	0.185	0.225	0.017	0.295	0.503	0.335
		Back Side 0mm	0.443	0.951	0.990	0.087	1.481	2.384	1.520
		Left Edge 0mm	0.000	0.000	0.000	0.000	0.000	0.000	0.000
		Right Edge 0mm	0.412	0.369	0.294	0.052	0.833	1.075	0.758
		Top Edge 0mm	0.000	0.321	0.571	0.024	0.345	0.892	0.595
		Bottom Edge 0mm	0.000	0.000	0.000	0.000	0.000	0.000	0.000
n71	Ant.0	Front Side 0mm	0.095	0.185	0.225	0.017	0.297	0.505	0.337
		Back Side 0mm	0.332	0.951	0.990	0.087	1.370	2.273	1.409
		Left Edge 0mm	0.198	0.000	0.000	0.000	0.198	0.198	0.198
		Right Edge 0mm	0.128	0.369	0.294	0.052	0.549	0.791	0.474
		Top Edge 0mm	0.000	0.321	0.571	0.024	0.345	0.892	0.595
		Bottom Edge 0mm	0.049	0.000	0.000	0.000	0.049	0.049	0.049
n38	Ant.5	Front Side 0mm	0.608	0.185	0.225	0.017	0.810	1.018	0.850
		Back Side 0mm	1.133	0.951	0.990	0.087	2.171	3.074	2.210
		Left Edge 0mm	0.000	0.000	0.000	0.000	0.000	0.000	0.000
		Right Edge 0mm	1.397	0.369	0.294	0.052	1.818	2.060	1.743
		Top Edge 0mm	0.000	0.321	0.571	0.024	0.345	0.892	0.595
		Bottom Edge 0mm	0.000	0.000	0.000	0.000	0.000	0.000	0.000
n41	Ant.5	Front Side 0mm	0.693	0.185	0.225	0.017	0.895	1.103	0.935
		Back Side 0mm	1.313	0.951	0.990	0.087	2.351	3.254	2.390
		Left Edge 0mm	0.000	0.000	0.000	0.000	0.000	0.000	0.000
		Right Edge 0mm	1.445	0.369	0.294	0.052	1.866	2.108	1.791
		Top Edge 0mm	0.000	0.321	0.571	0.024	0.345	0.892	0.595
		Bottom Edge 0mm	0.000	0.000	0.000	0.000	0.000	0.000	0.000
n77	Ant.4	Front Side 0mm	0.202	0.185	0.225	0.017	0.404	0.612	0.444
		Back Side 0mm	0.348	0.951	0.990	0.087	1.386	2.289	1.425

		Left Edge 0mm	1.206	0.000	0.000	0.000	1.206	1.206	1.206
		Right Edge 0mm	0.000	0.369	0.294	0.052	0.421	0.663	0.346
		Top Edge 0mm	0.103	0.321	0.571	0.024	0.448	0.995	0.698
		Bottom Edge 0mm	0.000	0.000	0.000	0.000	0.000	0.000	0.000
n78	Ant.4	Front Side 0mm	0.216	0.185	0.225	0.017	0.418	0.626	0.458
		Back Side 0mm	0.371	0.951	0.990	0.087	1.409	2.312	1.448
		Left Edge 0mm	1.519	0.000	0.000	0.000	1.519	1.519	1.519
		Right Edge 0mm	0.000	0.369	0.294	0.052	0.421	0.663	0.346
		Top Edge 0mm	0.109	0.321	0.571	0.024	0.454	1.001	0.704
		Bottom Edge 0mm	0.000	0.000	0.000	0.000	0.000	0.000	0.000

Note:

1: The simultaneous transmission combinations of the antennas antennas contain combinations of two antennas, so only the worst simultaneous transmission combinations was shown in this table.

2: The highest Summed 10g SAR is 3.922 W/Kg < 4.0 W/kg, so Simultaneous Transmission SAR test is not required.

12.2.4 Head Simultaneous Transmission SAR Evaluation for ENDC and WLAN and BT

Band	LTE Antenna	4G		ENDC	NR Antenna	SA		ENDC	Position	Stand alone SAR						SUM SAR		
		LTE SAR	LTE Max Power	LTE Max Power		NR SAR	NR Max Power	NR Max Power		LTE SAR	NR SAR	1 ENDC (LTE+ NR)	2 2.4G WIFI Max.	3 5G WIFI Max.	4 Bluetooth Max.	1+2+4	1+2+3	1+3+4
DC_4A +n2A	Ant.5	0.121	21.00	21.00	Ant.0	0.107	24.00	21.00	Left Cheek	0.121	0.054	0.175	0.192	0.358	0.069	0.436	0.725	0.602
		0.040	21.00	21.00		0.043	24.00	21.00	Left Tilt	0.040	0.022	0.062	0.195	0.393	0.047	0.304	0.650	0.502
		0.070	21.00	21.00		0.091	24.00	21.00	Right Cheek	0.070	0.046	0.116	0.330	0.371	0.047	0.493	0.817	0.534
		0.039	21.00	21.00		0.035	24.00	21.00	Right Tilt	0.039	0.018	0.057	0.260	0.386	0.044	0.361	0.703	0.487
DC_5A +n2A	Ant.0	0.114	24.00	21.00	Ant.5	0.315	21.00	21.00	Left Cheek	0.057	0.315	0.372	0.192	0.358	0.069	0.633	0.922	0.799
		0.048	24.00	21.00		0.066	21.00	21.00	Left Tilt	0.024	0.066	0.090	0.195	0.393	0.047	0.332	0.678	0.530
		0.117	24.00	21.00		0.152	21.00	21.00	Right Cheek	0.059	0.152	0.211	0.330	0.371	0.047	0.588	0.912	0.629
		0.040	24.00	21.00		0.079	21.00	21.00	Right Tilt	0.020	0.079	0.099	0.260	0.386	0.044	0.403	0.745	0.529
DC_7A +n2A	Ant.5	0.853	24.00	21.00	Ant.0	0.107	24.00	21.00	Left Cheek	0.428	0.054	0.481	0.192	0.358	0.069	0.742	1.031	0.908
		0.118	24.00	21.00		0.043	24.00	21.00	Left Tilt	0.059	0.022	0.081	0.195	0.393	0.047	0.323	0.669	0.521
		0.311	24.00	21.00		0.091	24.00	21.00	Right Cheek	0.156	0.046	0.201	0.330	0.371	0.047	0.578	0.902	0.619
		0.108	24.00	21.00		0.035	24.00	21.00	Right Tilt	0.054	0.018	0.072	0.260	0.386	0.044	0.376	0.718	0.502
DC_12 A+n2A	Ant.0	0.089	24.00	21.00	Ant.5	0.315	21.00	21.00	Left Cheek	0.045	0.315	0.360	0.192	0.358	0.069	0.621	0.910	0.787
		0.046	24.00	21.00		0.066	21.00	21.00	Left Tilt	0.023	0.066	0.089	0.195	0.393	0.047	0.331	0.677	0.529
		0.077	24.00	21.00		0.152	21.00	21.00	Right Cheek	0.039	0.152	0.191	0.330	0.371	0.047	0.568	0.892	0.609
		0.041	24.00	21.00		0.079	21.00	21.00	Right Tilt	0.021	0.079	0.100	0.260	0.386	0.044	0.404	0.746	0.530
DC_13 A+n2A	Ant.0	0.047	24.00	21.00	Ant.5	0.315	21.00	21.00	Left Cheek	0.024	0.315	0.339	0.192	0.358	0.069	0.600	0.889	0.766
		0.023	24.00	21.00		0.066	21.00	21.00	Left Tilt	0.012	0.066	0.078	0.195	0.393	0.047	0.320	0.666	0.518
		0.039	24.00	21.00		0.152	21.00	21.00	Right Cheek	0.020	0.152	0.172	0.330	0.371	0.047	0.549	0.873	0.590
		0.019	24.00	21.00		0.079	21.00	21.00	Right Tilt	0.010	0.079	0.089	0.260	0.386	0.044	0.393	0.735	0.519
DC_66 A+n2A	Ant.5	0.119	21.00	21.00	Ant.0	0.107	24.00	21.00	Left Cheek	0.119	0.054	0.173	0.192	0.358	0.069	0.434	0.723	0.600
		0.034	21.00	21.00		0.043	24.00	21.00	Left Tilt	0.034	0.022	0.056	0.195	0.393	0.047	0.298	0.644	0.496
		0.066	21.00	21.00		0.091	24.00	21.00	Right Cheek	0.066	0.046	0.112	0.330	0.371	0.047	0.489	0.813	0.530
		0.033	21.00	21.00		0.035	24.00	21.00	Right Tilt	0.033	0.018	0.051	0.260	0.386	0.044	0.355	0.697	0.481
DC_71 A+n2A	Ant.0	0.037	24.00	21.00	Ant.5	0.315	21.00	21.00	Left Cheek	0.019	0.315	0.334	0.192	0.358	0.069	0.595	0.884	0.761
		0.011	24.00	21.00		0.066	21.00	21.00	Left Tilt	0.006	0.066	0.072	0.195	0.393	0.047	0.314	0.660	0.512
		0.027	24.00	21.00		0.152	21.00	21.00	Right Cheek	0.014	0.152	0.166	0.330	0.371	0.047	0.543	0.867	0.584
		0.010	24.00	21.00		0.079	21.00	21.00	Right Tilt	0.005	0.079	0.084	0.260	0.386	0.044	0.388	0.730	0.514
DC_2A +n5A	Ant.5	0.283	21.00	21.00	Ant.0	0.091	24.00	21.00	Left Cheek	0.283	0.046	0.329	0.192	0.358	0.069	0.590	0.879	0.756
		0.059	21.00	21.00		0.037	24.00	21.00	Left Tilt	0.059	0.019	0.078	0.195	0.393	0.047	0.320	0.666	0.518
		0.129	21.00	21.00		0.092	24.00	21.00	Right Cheek	0.129	0.046	0.175	0.330	0.371	0.047	0.552	0.876	0.593
		0.064	21.00	21.00		0.032	24.00	21.00	Right Tilt	0.064	0.016	0.080	0.260	0.386	0.044	0.384	0.726	0.510
	Ant.5	0.853	24.00	21.00	Ant.0	0.091	24.00	21.00	Left Cheek	0.428	0.046	0.473	0.192	0.358	0.069	0.734	1.023	0.900

DC_7A +n5A		0.118	24.00	21.00		0.037	24.00	21.00	Left Tilt	0.059	0.019	0.078	0.195	0.393	0.047	0.320	0.666	0.518
		0.311	24.00	21.00		0.092	24.00	21.00	Right Cheek	0.156	0.046	0.202	0.330	0.371	0.047	0.579	0.903	0.620
		0.108	24.00	21.00		0.032	24.00	21.00	Right Tilt	0.054	0.016	0.070	0.260	0.386	0.044	0.374	0.716	0.500
DC_66 A+n5A	Ant.5	0.119	21.00	21.00	Ant.0	0.091	24.00	21.00	Left Cheek	0.119	0.046	0.165	0.192	0.358	0.069	0.426	0.715	0.592
		0.034	21.00	21.00		0.037	24.00	21.00	Left Tilt	0.034	0.019	0.053	0.195	0.393	0.047	0.295	0.641	0.493
		0.066	21.00	21.00		0.092	24.00	21.00	Right Cheek	0.066	0.046	0.112	0.330	0.371	0.047	0.489	0.813	0.530
		0.033	21.00	21.00		0.032	24.00	21.00	Right Tilt	0.033	0.016	0.049	0.260	0.386	0.044	0.353	0.695	0.479
DC_2A +n7A	Ant.0	0.041	24.00	21.00	Ant.5	0.855	25.50	21.00	Left Cheek	0.021	0.303	0.324	0.192	0.358	0.069	0.585	0.874	0.751
		0.019	24.00	21.00		0.070	25.50	21.00	Left Tilt	0.010	0.025	0.034	0.195	0.393	0.047	0.276	0.622	0.474
		0.027	24.00	21.00		0.301	25.50	21.00	Right Cheek	0.014	0.107	0.120	0.330	0.371	0.047	0.497	0.821	0.538
		0.017	24.00	21.00		0.053	25.50	21.00	Right Tilt	0.009	0.019	0.027	0.260	0.386	0.044	0.331	0.673	0.457
DC_4A +n7A	Ant.0	0.134	24.00	21.00	Ant.5	0.855	25.50	21.00	Left Cheek	0.067	0.303	0.371	0.192	0.358	0.069	0.632	0.921	0.798
		0.057	24.00	21.00		0.070	25.50	21.00	Left Tilt	0.029	0.025	0.053	0.195	0.393	0.047	0.295	0.641	0.493
		0.104	24.00	21.00		0.301	25.50	21.00	Right Cheek	0.052	0.107	0.159	0.330	0.371	0.047	0.536	0.860	0.577
		0.080	24.00	21.00		0.053	25.50	21.00	Right Tilt	0.040	0.019	0.059	0.260	0.386	0.044	0.363	0.705	0.489
DC_5A +n7A	Ant.0	0.114	24.00	21.00	Ant.5	0.855	25.50	21.00	Left Cheek	0.057	0.303	0.361	0.192	0.358	0.069	0.622	0.911	0.788
		0.048	24.00	21.00		0.070	25.50	21.00	Left Tilt	0.024	0.025	0.049	0.195	0.393	0.047	0.291	0.637	0.489
		0.117	24.00	21.00		0.301	25.50	21.00	Right Cheek	0.059	0.107	0.165	0.330	0.371	0.047	0.542	0.866	0.583
		0.040	24.00	21.00		0.053	25.50	21.00	Right Tilt	0.020	0.019	0.039	0.260	0.386	0.044	0.343	0.685	0.469
DC_12 A+n7A	Ant.0	0.089	24.00	21.00	Ant.5	0.855	25.50	21.00	Left Cheek	0.045	0.303	0.348	0.192	0.358	0.069	0.609	0.898	0.775
		0.046	24.00	21.00		0.070	25.50	21.00	Left Tilt	0.023	0.025	0.048	0.195	0.393	0.047	0.290	0.636	0.488
		0.077	24.00	21.00		0.301	25.50	21.00	Right Cheek	0.039	0.107	0.145	0.330	0.371	0.047	0.522	0.846	0.563
		0.041	24.00	21.00		0.053	25.50	21.00	Right Tilt	0.021	0.019	0.039	0.260	0.386	0.044	0.343	0.685	0.469
DC_13 A+n7A	Ant.0	0.047	24.00	21.00	Ant.5	0.855	25.50	21.00	Left Cheek	0.024	0.303	0.327	0.192	0.358	0.069	0.588	0.877	0.754
		0.023	24.00	21.00		0.070	25.50	21.00	Left Tilt	0.012	0.025	0.036	0.195	0.393	0.047	0.278	0.624	0.476
		0.039	24.00	21.00		0.301	25.50	21.00	Right Cheek	0.020	0.107	0.126	0.330	0.371	0.047	0.503	0.827	0.544
		0.019	24.00	21.00		0.053	25.50	21.00	Right Tilt	0.010	0.019	0.028	0.260	0.386	0.044	0.332	0.674	0.458
DC_66 A+n7A	Ant.0	0.137	24.00	21.00	Ant.5	0.855	25.50	21.00	Left Cheek	0.069	0.303	0.372	0.192	0.358	0.069	0.633	0.922	0.799
		0.061	24.00	21.00		0.070	25.50	21.00	Left Tilt	0.031	0.025	0.055	0.195	0.393	0.047	0.297	0.643	0.495
		0.100	24.00	21.00		0.301	25.50	21.00	Right Cheek	0.050	0.107	0.157	0.330	0.371	0.047	0.534	0.858	0.575
		0.049	24.00	21.00		0.053	25.50	21.00	Right Tilt	0.025	0.019	0.043	0.260	0.386	0.044	0.347	0.689	0.473
DC_2A +n12A	Ant.5	0.283	21.00	21.00	Ant.0	0.076	24.00	21.00	Left Cheek	0.283	0.038	0.321	0.192	0.358	0.069	0.582	0.871	0.748
		0.059	21.00	21.00		0.030	24.00	21.00	Left Tilt	0.059	0.015	0.074	0.195	0.393	0.047	0.316	0.662	0.514
		0.129	21.00	21.00		0.077	24.00	21.00	Right Cheek	0.129	0.039	0.168	0.330	0.371	0.047	0.545	0.869	0.586
		0.064	21.00	21.00		0.028	24.00	21.00	Right Tilt	0.064	0.014	0.078	0.260	0.386	0.044	0.382	0.724	0.508
DC_66 A+n12 A	Ant.5	0.119	21.00	21.00	Ant.0	0.076	24.00	21.00	Left Cheek	0.119	0.038	0.157	0.192	0.358	0.069	0.418	0.707	0.584
		0.034	21.00	21.00		0.030	24.00	21.00	Left Tilt	0.034	0.015	0.049	0.195	0.393	0.047	0.291	0.637	0.489
		0.066	21.00	21.00		0.077	24.00	21.00	Right Cheek	0.066	0.039	0.105	0.330	0.371	0.047	0.482	0.806	0.523
		0.033	21.00	21.00		0.028	24.00	21.00	Right Tilt	0.033	0.014	0.047	0.260	0.386	0.044	0.351	0.693	0.477

DC_5A +n25A	Ant.0	0.114	24.00	21.00	Ant.5	0.256	21.00	21.00	Left Cheek	0.057	0.256	0.313	0.192	0.358	0.069	0.574	0.863	0.740
		0.048	24.00	21.00		0.058	21.00	21.00	Left Tilt	0.024	0.058	0.082	0.195	0.393	0.047	0.324	0.670	0.522
		0.117	24.00	21.00		0.150	21.00	21.00	Right Cheek	0.059	0.150	0.209	0.330	0.371	0.047	0.586	0.910	0.627
		0.040	24.00	21.00		0.067	21.00	21.00	Right Tilt	0.020	0.067	0.087	0.260	0.386	0.044	0.391	0.733	0.517
DC_7A +n25A	Ant.5	0.853	24.00	21.00	Ant.0	0.036	24.00	21.00	Left Cheek	0.428	0.018	0.446	0.192	0.358	0.069	0.707	0.996	0.873
		0.118	24.00	21.00		0.017	24.00	21.00	Left Tilt	0.059	0.009	0.068	0.195	0.393	0.047	0.310	0.656	0.508
		0.311	24.00	21.00		0.033	24.00	21.00	Right Cheek	0.156	0.017	0.172	0.330	0.371	0.047	0.549	0.873	0.590
		0.108	24.00	21.00		0.014	24.00	21.00	Right Tilt	0.054	0.007	0.061	0.260	0.386	0.044	0.365	0.707	0.491
DC_12 A+n25 A	Ant.0	0.089	24.00	21.00	Ant.5	0.256	21.00	21.00	Left Cheek	0.045	0.256	0.301	0.192	0.358	0.069	0.562	0.851	0.728
		0.046	24.00	21.00		0.058	21.00	21.00	Left Tilt	0.023	0.058	0.081	0.195	0.393	0.047	0.323	0.669	0.521
		0.077	24.00	21.00		0.150	21.00	21.00	Right Cheek	0.039	0.150	0.189	0.330	0.371	0.047	0.566	0.890	0.607
		0.041	24.00	21.00		0.067	21.00	21.00	Right Tilt	0.021	0.067	0.088	0.260	0.386	0.044	0.392	0.734	0.518
DC_13 A+n25 A	Ant.0	0.047	24.00	21.00	Ant.5	0.256	21.00	21.00	Left Cheek	0.024	0.256	0.280	0.192	0.358	0.069	0.541	0.830	0.707
		0.023	24.00	21.00		0.058	21.00	21.00	Left Tilt	0.012	0.058	0.070	0.195	0.393	0.047	0.312	0.658	0.510
		0.039	24.00	21.00		0.150	21.00	21.00	Right Cheek	0.020	0.150	0.170	0.330	0.371	0.047	0.547	0.871	0.588
		0.019	24.00	21.00		0.067	21.00	21.00	Right Tilt	0.010	0.067	0.077	0.260	0.386	0.044	0.381	0.723	0.507
DC_26 A+n25 A	Ant.0	0.035	24.00	21.00	Ant.5	0.256	21.00	21.00	Left Cheek	0.018	0.256	0.274	0.192	0.358	0.069	0.535	0.824	0.701
		0.019	24.00	21.00		0.058	21.00	21.00	Left Tilt	0.010	0.058	0.068	0.195	0.393	0.047	0.310	0.656	0.508
		0.031	24.00	21.00		0.150	21.00	21.00	Right Cheek	0.016	0.150	0.166	0.330	0.371	0.047	0.543	0.867	0.584
		0.016	24.00	21.00		0.067	21.00	21.00	Right Tilt	0.008	0.067	0.075	0.260	0.386	0.044	0.379	0.721	0.505
DC_66 A+n25 A	Ant.5	0.119	21.00	21.00	Ant.0	0.036	24.00	21.00	Left Cheek	0.119	0.018	0.137	0.192	0.358	0.069	0.398	0.687	0.564
		0.034	21.00	21.00		0.017	24.00	21.00	Left Tilt	0.034	0.009	0.043	0.195	0.393	0.047	0.285	0.631	0.483
		0.066	21.00	21.00		0.033	24.00	21.00	Right Cheek	0.066	0.017	0.083	0.330	0.371	0.047	0.460	0.784	0.501
		0.033	21.00	21.00		0.014	24.00	21.00	Right Tilt	0.033	0.007	0.040	0.260	0.386	0.044	0.344	0.686	0.470
DC_71 A+n25 A	Ant.0	0.037	24.00	21.00	Ant.5	0.256	21.00	21.00	Left Cheek	0.019	0.256	0.275	0.192	0.358	0.069	0.536	0.825	0.702
		0.011	24.00	21.00		0.058	21.00	21.00	Left Tilt	0.006	0.058	0.064	0.195	0.393	0.047	0.306	0.652	0.504
		0.027	24.00	21.00		0.150	21.00	21.00	Right Cheek	0.014	0.150	0.164	0.330	0.371	0.047	0.541	0.865	0.582
		0.010	24.00	21.00		0.067	21.00	21.00	Right Tilt	0.005	0.067	0.072	0.260	0.386	0.044	0.376	0.718	0.502
DC_2A +n38A	Ant.0	0.041	24.00	21.00	Ant.5	0.985	25.00	21.00	Left Cheek	0.021	0.392	0.413	0.192	0.358	0.069	0.674	0.963	0.840
		0.019	24.00	21.00		0.079	25.00	21.00	Left Tilt	0.010	0.031	0.041	0.195	0.393	0.047	0.283	0.629	0.481
		0.027	24.00	21.00		0.309	25.00	21.00	Right Cheek	0.014	0.123	0.137	0.330	0.371	0.047	0.514	0.838	0.555
		0.017	24.00	21.00		0.070	25.00	21.00	Right Tilt	0.009	0.028	0.036	0.260	0.386	0.044	0.340	0.682	0.466
DC_4A +n38A	Ant.0	0.134	24.00	21.00	Ant.5	0.985	25.00	21.00	Left Cheek	0.067	0.392	0.459	0.192	0.358	0.069	0.720	1.009	0.886
		0.057	24.00	21.00		0.079	25.00	21.00	Left Tilt	0.029	0.031	0.060	0.195	0.393	0.047	0.302	0.648	0.500
		0.104	24.00	21.00		0.309	25.00	21.00	Right Cheek	0.052	0.123	0.175	0.330	0.371	0.047	0.552	0.876	0.593
		0.080	24.00	21.00		0.070	25.00	21.00	Right Tilt	0.040	0.028	0.068	0.260	0.386	0.044	0.372	0.714	0.498
DC_5A +n38A	Ant.0	0.114	24.00	21.00	Ant.5	0.985	25.00	21.00	Left Cheek	0.057	0.392	0.449	0.192	0.358	0.069	0.710	0.999	0.876
		0.048	24.00	21.00		0.079	25.00	21.00	Left Tilt	0.024	0.031	0.056	0.195	0.393	0.047	0.298	0.644	0.496
		0.117	24.00	21.00		0.309	25.00	21.00	Right Cheek	0.059	0.123	0.182	0.330	0.371	0.047	0.559	0.883	0.600

		0.040	24.00	21.00		0.070	25.00	21.00	Right Tilt	0.020	0.028	0.048	0.260	0.386	0.044	0.352	0.694	0.478
DC_12 A+n38 A	Ant.0	0.089	24.00	21.00	Ant.5	0.985	25.00	21.00	Left Cheek	0.045	0.392	0.437	0.192	0.358	0.069	0.698	0.987	0.864
		0.046	24.00	21.00		0.079	25.00	21.00	Left Tilt	0.023	0.031	0.055	0.195	0.393	0.047	0.297	0.643	0.495
		0.077	24.00	21.00		0.309	25.00	21.00	Right Cheek	0.039	0.123	0.162	0.330	0.371	0.047	0.539	0.863	0.580
		0.041	24.00	21.00		0.070	25.00	21.00	Right Tilt	0.021	0.028	0.048	0.260	0.386	0.044	0.352	0.694	0.478
DC_66 A+n38 A	Ant.0	0.137	24.00	21.00	Ant.5	0.985	25.00	21.00	Left Cheek	0.069	0.392	0.461	0.192	0.358	0.069	0.722	1.011	0.888
		0.061	24.00	21.00		0.079	25.00	21.00	Left Tilt	0.031	0.031	0.062	0.195	0.393	0.047	0.304	0.650	0.502
		0.100	24.00	21.00		0.309	25.00	21.00	Right Cheek	0.050	0.123	0.173	0.330	0.371	0.047	0.550	0.874	0.591
		0.049	24.00	21.00		0.070	25.00	21.00	Right Tilt	0.025	0.028	0.052	0.260	0.386	0.044	0.356	0.698	0.482
DC_71 A+n38 A	Ant.0	0.037	24.00	21.00	Ant.5	0.985	25.00	21.00	Left Cheek	0.019	0.392	0.411	0.192	0.358	0.069	0.672	0.961	0.838
		0.011	24.00	21.00		0.079	25.00	21.00	Left Tilt	0.006	0.031	0.037	0.195	0.393	0.047	0.279	0.625	0.477
		0.027	24.00	21.00		0.309	25.00	21.00	Right Cheek	0.014	0.123	0.137	0.330	0.371	0.047	0.514	0.838	0.555
		0.010	24.00	21.00		0.070	25.00	21.00	Right Tilt	0.005	0.028	0.033	0.260	0.386	0.044	0.337	0.679	0.463
DC_2A +n41A	Ant.0	0.041	24.00	24.00	Ant.5	1.008	27.00	24.00	Left Cheek	0.041	0.505	0.546	0.192	0.358	0.069	0.807	1.096	0.973
		0.019	24.00	24.00		0.082	27.00	24.00	Left Tilt	0.019	0.041	0.060	0.195	0.393	0.047	0.302	0.648	0.500
		0.027	24.00	24.00		0.309	27.00	24.00	Right Cheek	0.027	0.155	0.182	0.330	0.371	0.047	0.559	0.883	0.600
		0.017	24.00	24.00		0.061	27.00	24.00	Right Tilt	0.017	0.031	0.048	0.260	0.386	0.044	0.352	0.694	0.478
DC_4A +n41A	Ant.0	0.134	24.00	24.00	Ant.5	1.008	27.00	24.00	Left Cheek	0.134	0.505	0.639	0.192	0.358	0.069	0.900	1.189	1.066
		0.057	24.00	24.00		0.082	27.00	24.00	Left Tilt	0.057	0.041	0.098	0.195	0.393	0.047	0.340	0.686	0.538
		0.104	24.00	24.00		0.309	27.00	24.00	Right Cheek	0.104	0.155	0.259	0.330	0.371	0.047	0.636	0.960	0.677
		0.080	24.00	24.00		0.061	27.00	24.00	Right Tilt	0.080	0.031	0.111	0.260	0.386	0.044	0.415	0.757	0.541
DC_5A +n41A	Ant.0	0.114	24.00	24.00	Ant.5	1.008	27.00	24.00	Left Cheek	0.114	0.505	0.619	0.192	0.358	0.069	0.880	1.169	1.046
		0.048	24.00	24.00		0.082	27.00	24.00	Left Tilt	0.048	0.041	0.089	0.195	0.393	0.047	0.331	0.677	0.529
		0.117	24.00	24.00		0.309	27.00	24.00	Right Cheek	0.117	0.155	0.272	0.330	0.371	0.047	0.649	0.973	0.690
		0.040	24.00	24.00		0.061	27.00	24.00	Right Tilt	0.040	0.031	0.071	0.260	0.386	0.044	0.375	0.717	0.501
DC_12 A+n41 A	Ant.0	0.089	24.00	24.00	Ant.5	1.008	27.00	24.00	Left Cheek	0.089	0.505	0.594	0.192	0.358	0.069	0.855	1.144	1.021
		0.046	24.00	24.00		0.082	27.00	24.00	Left Tilt	0.046	0.041	0.087	0.195	0.393	0.047	0.329	0.675	0.527
		0.077	24.00	24.00		0.309	27.00	24.00	Right Cheek	0.077	0.155	0.232	0.330	0.371	0.047	0.609	0.933	0.650
		0.041	24.00	24.00		0.061	27.00	24.00	Right Tilt	0.041	0.031	0.072	0.260	0.386	0.044	0.376	0.718	0.502
DC_25 A+n41 A	Ant.0	0.064	24.00	24.00	Ant.5	1.008	27.00	24.00	Left Cheek	0.064	0.505	0.569	0.192	0.358	0.069	0.830	1.119	0.996
		0.025	24.00	24.00		0.082	27.00	24.00	Left Tilt	0.025	0.041	0.066	0.195	0.393	0.047	0.308	0.654	0.506
		0.046	24.00	24.00		0.309	27.00	24.00	Right Cheek	0.046	0.155	0.201	0.330	0.371	0.047	0.578	0.902	0.619
		0.022	24.00	24.00		0.061	27.00	24.00	Right Tilt	0.022	0.031	0.053	0.260	0.386	0.044	0.357	0.699	0.483
DC_26 A+n41 A	Ant.0	0.035	24.00	24.00	Ant.5	1.008	27.00	24.00	Left Cheek	0.035	0.505	0.540	0.192	0.358	0.069	0.801	1.090	0.967
		0.019	24.00	24.00		0.082	27.00	24.00	Left Tilt	0.019	0.041	0.060	0.195	0.393	0.047	0.302	0.648	0.500
		0.031	24.00	24.00		0.309	27.00	24.00	Right Cheek	0.031	0.155	0.186	0.330	0.371	0.047	0.563	0.887	0.604
		0.016	24.00	24.00		0.061	27.00	24.00	Right Tilt	0.016	0.031	0.047	0.260	0.386	0.044	0.351	0.693	0.477
	Ant.0	0.137	24.00	24.00	Ant.5	1.008	27.00	24.00	Left Cheek	0.137	0.505	0.642	0.192	0.358	0.069	0.903	1.192	1.069
		0.061	24.00	24.00		0.082	27.00	24.00	Left Tilt	0.061	0.041	0.102	0.195	0.393	0.047	0.344	0.690	0.542

DC_66A+n41A		0.100	24.00	24.00		0.309	27.00	24.00	Right Cheek	0.100	0.155	0.255	0.330	0.371	0.047	0.632	0.956	0.673
		0.049	24.00	24.00		0.061	27.00	24.00	Right Tilt	0.049	0.031	0.080	0.260	0.386	0.044	0.384	0.726	0.510
DC_71A+n41A	Ant.0	0.037	24.00	24.00	Ant.5	1.008	27.00	24.00	Left Cheek	0.037	0.505	0.542	0.192	0.358	0.069	0.803	1.092	0.969
		0.011	24.00	24.00		0.082	27.00	24.00	Left Tilt	0.011	0.041	0.052	0.195	0.393	0.047	0.294	0.640	0.492
		0.027	24.00	24.00		0.309	27.00	24.00	Right Cheek	0.027	0.155	0.182	0.330	0.371	0.047	0.559	0.883	0.600
		0.010	24.00	24.00		0.061	27.00	24.00	Right Tilt	0.010	0.031	0.041	0.260	0.386	0.044	0.345	0.687	0.471
DC_2A+n66A	Ant.5	0.283	21.00	21.00	Ant.0	0.062	24.00	21.00	Left Cheek	0.283	0.031	0.314	0.192	0.358	0.069	0.575	0.864	0.741
		0.059	21.00	21.00		0.022	24.00	21.00	Left Tilt	0.059	0.011	0.070	0.195	0.393	0.047	0.312	0.658	0.510
		0.129	21.00	21.00		0.050	24.00	21.00	Right Cheek	0.129	0.025	0.154	0.330	0.371	0.047	0.531	0.855	0.572
		0.064	21.00	21.00		0.019	24.00	21.00	Right Tilt	0.064	0.010	0.074	0.260	0.386	0.044	0.378	0.720	0.504
DC_5A+n66A	Ant.0	0.114	24.00	21.00	Ant.5	0.166	21.00	21.00	Left Cheek	0.057	0.166	0.223	0.192	0.358	0.069	0.484	0.773	0.650
		0.048	24.00	21.00		0.052	21.00	21.00	Left Tilt	0.024	0.052	0.076	0.195	0.393	0.047	0.318	0.664	0.516
		0.117	24.00	21.00		0.079	21.00	21.00	Right Cheek	0.059	0.079	0.138	0.330	0.371	0.047	0.515	0.839	0.556
		0.040	24.00	21.00		0.048	21.00	21.00	Right Tilt	0.020	0.048	0.068	0.260	0.386	0.044	0.372	0.714	0.498
DC_7A+n66A	Ant.5	0.853	24.00	21.00	Ant.0	0.062	24.00	21.00	Left Cheek	0.428	0.031	0.459	0.192	0.358	0.069	0.720	1.009	0.886
		0.118	24.00	21.00		0.022	24.00	21.00	Left Tilt	0.059	0.011	0.070	0.195	0.393	0.047	0.312	0.658	0.510
		0.311	24.00	21.00		0.050	24.00	21.00	Right Cheek	0.156	0.025	0.181	0.330	0.371	0.047	0.558	0.882	0.599
		0.108	24.00	21.00		0.019	24.00	21.00	Right Tilt	0.054	0.010	0.064	0.260	0.386	0.044	0.368	0.710	0.494
DC_12A+n66A	Ant.0	0.089	24.00	21.00	Ant.5	0.166	21.00	21.00	Left Cheek	0.045	0.166	0.211	0.192	0.358	0.069	0.472	0.761	0.638
		0.046	24.00	21.00		0.052	21.00	21.00	Left Tilt	0.023	0.052	0.075	0.195	0.393	0.047	0.317	0.663	0.515
		0.077	24.00	21.00		0.079	21.00	21.00	Right Cheek	0.039	0.079	0.118	0.330	0.371	0.047	0.495	0.819	0.536
		0.041	24.00	21.00		0.048	21.00	21.00	Right Tilt	0.021	0.048	0.069	0.260	0.386	0.044	0.373	0.715	0.499
DC_13A+n66A	Ant.0	0.047	24.00	21.00	Ant.5	0.166	21.00	21.00	Left Cheek	0.024	0.166	0.190	0.192	0.358	0.069	0.451	0.740	0.617
		0.023	24.00	21.00		0.052	21.00	21.00	Left Tilt	0.012	0.052	0.064	0.195	0.393	0.047	0.306	0.652	0.504
		0.039	24.00	21.00		0.079	21.00	21.00	Right Cheek	0.020	0.079	0.099	0.330	0.371	0.047	0.476	0.800	0.517
		0.019	24.00	21.00		0.048	21.00	21.00	Right Tilt	0.010	0.048	0.058	0.260	0.386	0.044	0.362	0.704	0.488
DC_71A+n66A	Ant.0	0.037	24.00	24.00	Ant.5	0.166	21.00	21.00	Left Cheek	0.037	0.166	0.203	0.192	0.358	0.069	0.464	0.753	0.630
		0.011	24.00	24.00		0.052	21.00	21.00	Left Tilt	0.011	0.052	0.063	0.195	0.393	0.047	0.305	0.651	0.503
		0.027	24.00	24.00		0.079	21.00	21.00	Right Cheek	0.027	0.079	0.106	0.330	0.371	0.047	0.483	0.807	0.524
		0.010	24.00	24.00		0.048	21.00	21.00	Right Tilt	0.010	0.048	0.058	0.260	0.386	0.044	0.362	0.704	0.488
DC_2A+n71A	Ant.5	0.283	21.00	21.00	Ant.0	0.098	25.50	21.00	Left Cheek	0.283	0.035	0.318	0.192	0.358	0.069	0.579	0.868	0.745
		0.059	21.00	21.00		0.045	25.50	21.00	Left Tilt	0.059	0.016	0.075	0.195	0.393	0.047	0.317	0.663	0.515
		0.129	21.00	21.00		0.099	25.50	21.00	Right Cheek	0.129	0.035	0.164	0.330	0.371	0.047	0.541	0.865	0.582
		0.064	21.00	21.00		0.039	25.50	21.00	Right Tilt	0.064	0.014	0.078	0.260	0.386	0.044	0.382	0.724	0.508
DC_7A+n71A	Ant.5	0.853	24.00	21.00	Ant.0	0.098	25.50	21.00	Left Cheek	0.428	0.035	0.462	0.192	0.358	0.069	0.723	1.012	0.889
		0.118	24.00	21.00		0.045	25.50	21.00	Left Tilt	0.059	0.016	0.075	0.195	0.393	0.047	0.317	0.663	0.515
		0.311	24.00	21.00		0.099	25.50	21.00	Right Cheek	0.156	0.035	0.191	0.330	0.371	0.047	0.568	0.892	0.609
		0.108	24.00	21.00		0.039	25.50	21.00	Right Tilt	0.054	0.014	0.068	0.260	0.386	0.044	0.372	0.714	0.498
	Ant.5	0.119	21.00	21.00	Ant.0	0.098	25.50	21.00	Left Cheek	0.119	0.035	0.154	0.192	0.358	0.069	0.415	0.704	0.581

DC_66 A+n71 A		0.034	21.00	21.00		0.045	25.50	21.00	Left Tilt	0.034	0.016	0.050	0.195	0.393	0.047	0.292	0.638	0.490
		0.066	21.00	21.00		0.099	25.50	21.00	Right Cheek	0.066	0.035	0.101	0.330	0.371	0.047	0.478	0.802	0.519
		0.033	21.00	21.00		0.039	25.50	21.00	Right Tilt	0.033	0.014	0.047	0.260	0.386	0.044	0.351	0.693	0.477
DC_2A +n77A	Ant.0	0.041	24.00	24.00	Ant.4	0.134	27.00	24.00	Left Cheek	0.041	0.067	0.108	0.192	0.358	0.069	0.369	0.658	0.535
		0.019	24.00	24.00		0.037	27.00	24.00	Left Tilt	0.019	0.019	0.038	0.195	0.393	0.047	0.280	0.626	0.478
		0.027	24.00	24.00		0.126	27.00	24.00	Right Cheek	0.027	0.063	0.090	0.330	0.371	0.047	0.467	0.791	0.508
		0.017	24.00	24.00		0.033	27.00	24.00	Right Tilt	0.017	0.017	0.034	0.260	0.386	0.044	0.338	0.680	0.464
DC_5A +n77A	Ant.0	0.114	24.00	24.00	Ant.4	0.134	27.00	24.00	Left Cheek	0.114	0.067	0.181	0.192	0.358	0.069	0.442	0.731	0.608
		0.048	24.00	24.00		0.037	27.00	24.00	Left Tilt	0.048	0.019	0.067	0.195	0.393	0.047	0.309	0.655	0.507
		0.117	24.00	24.00		0.126	27.00	24.00	Right Cheek	0.117	0.063	0.180	0.330	0.371	0.047	0.557	0.881	0.598
		0.040	24.00	24.00		0.033	27.00	24.00	Right Tilt	0.040	0.017	0.057	0.260	0.386	0.044	0.361	0.703	0.487
DC_7A +n77A	Ant.6	0.220	24.00	21.00	Ant.4	0.134	27.00	24.00	Left Cheek	0.110	0.067	0.177	0.192	0.358	0.069	0.438	0.727	0.604
		0.074	24.00	21.00		0.037	27.00	24.00	Left Tilt	0.037	0.019	0.056	0.195	0.393	0.047	0.298	0.644	0.496
		0.463	24.00	21.00		0.126	27.00	24.00	Right Cheek	0.232	0.063	0.295	0.330	0.371	0.047	0.672	0.996	0.713
		0.060	24.00	21.00		0.033	27.00	24.00	Right Tilt	0.030	0.017	0.047	0.260	0.386	0.044	0.351	0.693	0.477
DC_12 A+n77 A	Ant.0	0.089	24.00	24.00	Ant.4	0.134	27.00	24.00	Left Cheek	0.089	0.067	0.156	0.192	0.358	0.069	0.417	0.706	0.583
		0.046	24.00	24.00		0.037	27.00	24.00	Left Tilt	0.046	0.019	0.065	0.195	0.393	0.047	0.307	0.653	0.505
		0.077	24.00	24.00		0.126	27.00	24.00	Right Cheek	0.077	0.063	0.140	0.330	0.371	0.047	0.517	0.841	0.558
		0.041	24.00	24.00		0.033	27.00	24.00	Right Tilt	0.041	0.017	0.058	0.260	0.386	0.044	0.362	0.704	0.488
DC_13 A+n77 A	Ant.0	0.047	24.00	24.00	Ant.4	0.134	27.00	24.00	Left Cheek	0.047	0.067	0.114	0.192	0.358	0.069	0.375	0.664	0.541
		0.023	24.00	24.00		0.037	27.00	24.00	Left Tilt	0.023	0.019	0.042	0.195	0.393	0.047	0.284	0.630	0.482
		0.039	24.00	24.00		0.126	27.00	24.00	Right Cheek	0.039	0.063	0.102	0.330	0.371	0.047	0.479	0.803	0.520
		0.019	24.00	24.00		0.033	27.00	24.00	Right Tilt	0.019	0.017	0.036	0.260	0.386	0.044	0.340	0.682	0.466
DC_25 A+n77 A	Ant.0	0.064	24.00	24.00	Ant.4	0.134	27.00	24.00	Left Cheek	0.064	0.067	0.131	0.192	0.358	0.069	0.392	0.681	0.558
		0.025	24.00	24.00		0.037	27.00	24.00	Left Tilt	0.025	0.019	0.044	0.195	0.393	0.047	0.286	0.632	0.484
		0.046	24.00	24.00		0.126	27.00	24.00	Right Cheek	0.046	0.063	0.109	0.330	0.371	0.047	0.486	0.810	0.527
		0.022	24.00	24.00		0.033	27.00	24.00	Right Tilt	0.022	0.017	0.039	0.260	0.386	0.044	0.343	0.685	0.469
DC_41 A+n77 A	Ant.6	0.204	24.00	24.00	Ant.4	0.134	27.00	24.00	Left Cheek	0.204	0.067	0.271	0.192	0.358	0.069	0.532	0.821	0.698
		0.071	24.00	24.00		0.037	27.00	24.00	Left Tilt	0.071	0.019	0.090	0.195	0.393	0.047	0.332	0.678	0.530
		0.438	24.00	24.00		0.126	27.00	24.00	Right Cheek	0.438	0.063	0.501	0.330	0.371	0.047	0.878	1.202	0.919
		0.059	24.00	24.00		0.033	27.00	24.00	Right Tilt	0.059	0.017	0.076	0.260	0.386	0.044	0.380	0.722	0.506
DC_66 A+n77 A	Ant.0	0.137	24.00	24.00	Ant.4	0.134	27.00	24.00	Left Cheek	0.137	0.067	0.204	0.192	0.358	0.069	0.465	0.754	0.631
		0.061	24.00	24.00		0.037	27.00	24.00	Left Tilt	0.061	0.019	0.080	0.195	0.393	0.047	0.322	0.668	0.520
		0.100	24.00	24.00		0.126	27.00	24.00	Right Cheek	0.100	0.063	0.163	0.330	0.371	0.047	0.540	0.864	0.581
		0.049	24.00	24.00		0.033	27.00	24.00	Right Tilt	0.049	0.017	0.066	0.260	0.386	0.044	0.370	0.712	0.496
DC_71 A+n77 A	Ant.0	0.037	24.00	24.00	Ant.4	0.134	27.00	24.00	Left Cheek	0.037	0.067	0.104	0.192	0.358	0.069	0.365	0.654	0.531
		0.011	24.00	24.00		0.037	27.00	24.00	Left Tilt	0.011	0.019	0.030	0.195	0.393	0.047	0.272	0.618	0.470
		0.027	24.00	24.00		0.126	27.00	24.00	Right Cheek	0.027	0.063	0.090	0.330	0.371	0.047	0.467	0.791	0.508
		0.010	24.00	24.00		0.033	27.00	24.00	Right Tilt	0.010	0.017	0.027	0.260	0.386	0.044	0.331	0.673	0.457

DC_2A +n78A	Ant.0	0.041	24.00	24.00	Ant.4	0.240	27.00	24.00	Left Cheek	0.041	0.120	0.161	0.192	0.358	0.069	0.422	0.711	0.588
		0.019	24.00	24.00		0.059	27.00	24.00	Left Tilt	0.019	0.030	0.049	0.195	0.393	0.047	0.291	0.637	0.489
		0.027	24.00	24.00		0.137	27.00	24.00	Right Cheek	0.027	0.069	0.096	0.330	0.371	0.047	0.473	0.797	0.514
		0.017	24.00	24.00		0.027	27.00	24.00	Right Tilt	0.017	0.014	0.031	0.260	0.386	0.044	0.335	0.677	0.461
DC_4A +n78A	Ant.0	0.134	24.00	24.00	Ant.4	0.240	27.00	24.00	Left Cheek	0.134	0.120	0.254	0.192	0.358	0.069	0.515	0.804	0.681
		0.057	24.00	24.00		0.059	27.00	24.00	Left Tilt	0.057	0.030	0.087	0.195	0.393	0.047	0.329	0.675	0.527
		0.104	24.00	24.00		0.137	27.00	24.00	Right Cheek	0.104	0.069	0.173	0.330	0.371	0.047	0.550	0.874	0.591
		0.080	24.00	24.00		0.027	27.00	24.00	Right Tilt	0.080	0.014	0.094	0.260	0.386	0.044	0.398	0.740	0.524
DC_5A +n78A	Ant.0	0.114	24.00	24.00	Ant.4	0.240	27.00	24.00	Left Cheek	0.114	0.120	0.234	0.192	0.358	0.069	0.495	0.784	0.661
		0.048	24.00	24.00		0.059	27.00	24.00	Left Tilt	0.048	0.030	0.078	0.195	0.393	0.047	0.320	0.666	0.518
		0.117	24.00	24.00		0.137	27.00	24.00	Right Cheek	0.117	0.069	0.186	0.330	0.371	0.047	0.563	0.887	0.604
		0.040	24.00	24.00		0.027	27.00	24.00	Right Tilt	0.040	0.014	0.054	0.260	0.386	0.044	0.358	0.700	0.484
DC_7A +n78A	Ant.6	0.220	24.00	21.00	Ant.4	0.240	27.00	24.00	Left Cheek	0.110	0.120	0.231	0.192	0.358	0.069	0.492	0.781	0.658
		0.074	24.00	21.00		0.059	27.00	24.00	Left Tilt	0.037	0.030	0.067	0.195	0.393	0.047	0.309	0.655	0.507
		0.463	24.00	21.00		0.137	27.00	24.00	Right Cheek	0.232	0.069	0.301	0.330	0.371	0.047	0.678	1.002	0.719
		0.060	24.00	21.00		0.027	27.00	24.00	Right Tilt	0.030	0.014	0.044	0.260	0.386	0.044	0.348	0.690	0.474
DC_12 A+n78 A	Ant.0	0.089	24.00	24.00	Ant.4	0.240	27.00	24.00	Left Cheek	0.089	0.120	0.209	0.192	0.358	0.069	0.470	0.759	0.636
		0.046	24.00	24.00		0.059	27.00	24.00	Left Tilt	0.046	0.030	0.076	0.195	0.393	0.047	0.318	0.664	0.516
		0.077	24.00	24.00		0.137	27.00	24.00	Right Cheek	0.077	0.069	0.146	0.330	0.371	0.047	0.523	0.847	0.564
		0.041	24.00	24.00		0.027	27.00	24.00	Right Tilt	0.041	0.014	0.055	0.260	0.386	0.044	0.359	0.701	0.485
DC_13 A+n78 A	Ant.0	0.047	24.00	24.00	Ant.4	0.240	27.00	24.00	Left Cheek	0.047	0.120	0.167	0.192	0.358	0.069	0.428	0.717	0.594
		0.023	24.00	24.00		0.059	27.00	24.00	Left Tilt	0.023	0.030	0.053	0.195	0.393	0.047	0.295	0.641	0.493
		0.039	24.00	24.00		0.137	27.00	24.00	Right Cheek	0.039	0.069	0.108	0.330	0.371	0.047	0.485	0.809	0.526
		0.019	24.00	24.00		0.027	27.00	24.00	Right Tilt	0.019	0.014	0.033	0.260	0.386	0.044	0.337	0.679	0.463
DC_25 A+n78 A	Ant.0	0.064	24.00	24.00	Ant.4	0.240	27.00	24.00	Left Cheek	0.064	0.120	0.184	0.192	0.358	0.069	0.445	0.734	0.611
		0.025	24.00	24.00		0.059	27.00	24.00	Left Tilt	0.025	0.030	0.055	0.195	0.393	0.047	0.297	0.643	0.495
		0.046	24.00	24.00		0.137	27.00	24.00	Right Cheek	0.046	0.069	0.115	0.330	0.371	0.047	0.492	0.816	0.533
		0.022	24.00	24.00		0.027	27.00	24.00	Right Tilt	0.022	0.014	0.036	0.260	0.386	0.044	0.340	0.682	0.466
DC_26 A+n78 A	Ant.0	0.035	24.00	24.00	Ant.4	0.240	27.00	24.00	Left Cheek	0.035	0.120	0.155	0.192	0.358	0.069	0.416	0.705	0.582
		0.019	24.00	24.00		0.059	27.00	24.00	Left Tilt	0.019	0.030	0.049	0.195	0.393	0.047	0.291	0.637	0.489
		0.031	24.00	24.00		0.137	27.00	24.00	Right Cheek	0.031	0.069	0.100	0.330	0.371	0.047	0.477	0.801	0.518
		0.016	24.00	24.00		0.027	27.00	24.00	Right Tilt	0.016	0.014	0.030	0.260	0.386	0.044	0.334	0.676	0.460
DC_38 A+n78 A	Ant.6	0.230	24.00	24.00	Ant.4	0.240	27.00	24.00	Left Cheek	0.230	0.120	0.350	0.192	0.358	0.069	0.611	0.900	0.777
		0.082	24.00	24.00		0.059	27.00	24.00	Left Tilt	0.082	0.030	0.112	0.195	0.393	0.047	0.354	0.700	0.552
		0.505	24.00	24.00		0.137	27.00	24.00	Right Cheek	0.505	0.069	0.574	0.330	0.371	0.047	0.951	**1.275**	0.992
		0.068	24.00	24.00		0.027	27.00	24.00	Right Tilt	0.068	0.014	0.082	0.260	0.386	0.044	0.386	0.728	0.512
DC_41 A+n78 A	Ant.6	0.204	24.00	24.00	Ant.4	0.240	27.00	24.00	Left Cheek	0.204	0.120	0.324	0.192	0.358	0.069	0.585	0.874	0.751
		0.071	24.00	24.00		0.059	27.00	24.00	Left Tilt	0.071	0.030	0.101	0.195	0.393	0.047	0.343	0.689	0.541
		0.438	24.00	24.00		0.137	27.00	24.00	Right Cheek	0.438	0.069	0.507	0.330	0.371	0.047	0.884	1.208	0.925

		0.059	24.00	24.00		0.027	27.00	24.00	Right Tilt	0.059	0.014	0.073	0.260	0.386	0.044	0.377	0.719	0.503
DC_66 A+n78 A	Ant.0	0.137	24.00	24.00	Ant.4	0.240	27.00	24.00	Left Cheek	0.137	0.120	0.257	0.192	0.358	0.069	0.518	0.807	0.684
		0.061	24.00	24.00		0.059	27.00	24.00	Left Tilt	0.061	0.030	0.091	0.195	0.393	0.047	0.333	0.679	0.531
		0.100	24.00	24.00		0.137	27.00	24.00	Right Cheek	0.100	0.069	0.169	0.330	0.371	0.047	0.546	0.870	0.587
		0.049	24.00	24.00		0.027	27.00	24.00	Right Tilt	0.049	0.014	0.063	0.260	0.386	0.044	0.367	0.709	0.493
DC_71 A+n78 A	Ant.0	0.037	24.00	24.00	Ant.4	0.240	27.00	24.00	Left Cheek	0.037	0.120	0.157	0.192	0.358	0.069	0.418	0.707	0.584
		0.011	24.00	24.00		0.059	27.00	24.00	Left Tilt	0.011	0.030	0.041	0.195	0.393	0.047	0.283	0.629	0.481
		0.027	24.00	24.00		0.137	27.00	24.00	Right Cheek	0.027	0.069	0.096	0.330	0.371	0.047	0.473	0.797	0.514
		0.010	24.00	24.00		0.027	27.00	24.00	Right Tilt	0.010	0.014	0.024	0.260	0.386	0.044	0.328	0.670	0.454

Note:

1: The simultaneous transmission combinations of the multiple antennas contain combinations of two antennas, so only the worst simultaneous transmission combinations was shown in this table.

2: The highest Summed 1g SAR is 1.275 W/Kg < 1.6 W/kg, so Simultaneous Transmission SAR test is not required.

12.2.5 Body-Worn&Hotspot Simultaneous Transmission SAR Evaluation for ENDC and WLAN and BT

Band	LTE Antenna	4G		ENDC	NR Antenna	SA		ENDC	Position	Stand alone SAR						SUM SAR		
		LTE SAR	LTE Max Power	LTE Max Power		NR SAR	NR Max Power	NR Max Power		LTE SAR	NR SAR	1 ENDC (LTE+NR)	2 2.4G WIFI Max.	3 5G WIFI Max.	4 Bluetooth Max.	1+2+4	1+2+3	1+3+4
DC_4A+n2A	Ant.5	0.032	21.00	21.00	Ant.0	0.048	24.00	21.00	Front Side 10mm	0.032	0.024	0.056	0.097	0.063	0.017	0.170	0.216	0.136
		0.121	21.00	21.00		0.472	24.00	21.00	Back Side 10mm	0.121	0.237	0.358	0.250	0.427	0.043	0.651	1.035	0.828
		0.000	21.00	21.00		0.108	24.00	21.00	Left Edge 10mm	0.000	0.054	0.054	0.000	0.000	0.000	0.054	0.054	0.054
		0.122	21.00	21.00		0.016	24.00	21.00	Right Edge 10mm	0.122	0.008	0.130	0.169	0.291	0.041	0.340	0.590	0.462
		0.000	21.00	21.00		0.000	24.00	21.00	Top Edge 10mm	0.000	0.000	0.000	0.152	0.444	0.023	0.175	0.596	0.467
		0.000	21.00	21.00		0.272	24.00	21.00	Bottom Edge 10mm	0.000	0.136	0.136	0.000	0.000	0.000	0.136	0.136	0.136
DC_5A+n2A	Ant.0	0.066	24.00	21.00	Ant.5	0.085	21.00	21.00	Front Side 10mm	0.033	0.085	0.118	0.097	0.063	0.017	0.232	0.278	0.198
		0.207	24.00	21.00		0.246	21.00	21.00	Back Side 10mm	0.104	0.246	0.350	0.250	0.427	0.043	0.643	1.027	0.820
		0.058	24.00	21.00		0.000	21.00	21.00	Left Edge 10mm	0.029	0.000	0.029	0.000	0.000	0.000	0.029	0.029	0.029
		0.083	24.00	21.00		0.243	21.00	21.00	Right Edge 10mm	0.042	0.243	0.285	0.169	0.291	0.041	0.495	0.745	0.617
		0.000	24.00	21.00		0.000	21.00	21.00	Top Edge 10mm	0.000	0.000	0.000	0.152	0.444	0.023	0.175	0.596	0.467
		0.073	24.00	21.00		0.000	21.00	21.00	Bottom Edge 10mm	0.037	0.000	0.037	0.000	0.000	0.000	0.037	0.037	0.037
DC_7A+n2A	Ant.5	0.216	24.00	21.00	Ant.0	0.048	24.00	21.00	Front Side 10mm	0.108	0.024	0.132	0.097	0.063	0.017	0.246	0.292	0.212
		0.567	24.00	21.00		0.472	24.00	21.00	Back Side 10mm	0.284	0.237	0.521	0.250	0.427	0.043	0.814	1.198	0.991
		0.000	24.00	21.00		0.108	24.00	21.00	Left Edge 10mm	0.000	0.054	0.054	0.000	0.000	0.000	0.054	0.054	0.054
		0.453	24.00	21.00		0.016	24.00	21.00	Right Edge 10mm	0.227	0.008	0.235	0.169	0.291	0.041	0.445	0.695	0.567
		0.000	24.00	21.00		0.000	24.00	21.00	Top Edge 10mm	0.000	0.000	0.000	0.152	0.444	0.023	0.175	0.596	0.467
		0.000	24.00	21.00		0.272	24.00	21.00	Bottom Edge 10mm	0.000	0.136	0.136	0.000	0.000	0.000	0.136	0.136	0.136
DC_12A+n2A	Ant.0	0.079	24.00	21.00	Ant.5	0.085	21.00	21.00	Front Side 10mm	0.040	0.085	0.125	0.097	0.063	0.017	0.239	0.285	0.205
		0.240	24.00	21.00		0.246	21.00	21.00	Back Side 10mm	0.120	0.246	0.366	0.250	0.427	0.043	0.659	1.043	0.836
		0.098	24.00	21.00		0.000	21.00	21.00	Left Edge 10mm	0.049	0.000	0.049	0.000	0.000	0.000	0.049	0.049	0.049
		0.085	24.00	21.00		0.243	21.00	21.00	Right Edge 10mm	0.043	0.243	0.286	0.169	0.291	0.041	0.496	0.746	0.618
		0.000	24.00	21.00		0.000	21.00	21.00	Top Edge 10mm	0.000	0.000	0.000	0.152	0.444	0.023	0.175	0.596	0.467
		0.015	24.00	21.00		0.000	21.00	21.00	Bottom Edge 10mm	0.008	0.000	0.008	0.000	0.000	0.000	0.008	0.008	0.008
DC_13A+n2A	Ant.0	0.071	24.00	21.00	Ant.5	0.085	21.00	21.00	Front Side 10mm	0.036	0.085	0.121	0.097	0.063	0.017	0.235	0.281	0.201
		0.215	24.00	21.00		0.246	21.00	21.00	Back Side 10mm	0.108	0.246	0.354	0.250	0.427	0.043	0.647	1.031	0.824
		0.087	24.00	21.00		0.000	21.00	21.00	Left Edge 10mm	0.044	0.000	0.044	0.000	0.000	0.000	0.044	0.044	0.044
		0.076	24.00	21.00		0.243	21.00	21.00	Right Edge 10mm	0.038	0.243	0.281	0.169	0.291	0.041	0.491	0.741	0.613
		0.000	24.00	21.00		0.000	21.00	21.00	Top Edge 10mm	0.000	0.000	0.000	0.152	0.444	0.023	0.175	0.596	0.467
		0.014	24.00	21.00		0.000	21.00	21.00	Bottom Edge 10mm	0.007	0.000	0.007	0.000	0.000	0.000	0.007	0.007	0.007
DC_66A+n2A	Ant.5	0.033	21.00	21.00	Ant.0	0.048	24.00	21.00	Front Side 10mm	0.033	0.024	0.057	0.097	0.063	0.017	0.171	0.217	0.137
		0.117	21.00	21.00		0.472	24.00	21.00	Back Side 10mm	0.117	0.237	0.354	0.250	0.427	0.043	0.647	1.031	0.824

		0.000	21.00	21.00		0.108	24.00	21.00	Left Edge 10mm	0.000	0.054	0.054	0.000	0.000	0.000	0.054	0.054	0.054
		0.118	21.00	21.00		0.016	24.00	21.00	Right Edge 10mm	0.118	0.008	0.126	0.169	0.291	0.041	0.336	0.586	0.458
		0.000	21.00	21.00		0.000	24.00	21.00	Top Edge 10mm	0.000	0.000	0.000	0.152	0.444	0.023	0.175	0.596	0.467
		0.000	21.00	21.00		0.272	24.00	21.00	Bottom Edge 10mm	0.000	0.136	0.136	0.000	0.000	0.000	0.136	0.136	0.136
DC_71 A+n2A	Ant.0	0.135	24.00	21.00	Ant.5	0.085	21.00	21.00	Front Side 10mm	0.068	0.085	0.153	0.097	0.063	0.017	0.267	0.313	0.233
		0.280	24.00	21.00		0.246	21.00	21.00	Back Side 10mm	0.140	0.246	0.386	0.250	0.427	0.043	0.679	1.063	0.856
		0.161	24.00	21.00		0.000	21.00	21.00	Left Edge 10mm	0.081	0.000	0.081	0.000	0.000	0.000	0.081	0.081	0.081
		0.077	24.00	21.00		0.243	21.00	21.00	Right Edge 10mm	0.039	0.243	0.282	0.169	0.291	0.041	0.492	0.742	0.614
		0.000	24.00	21.00		0.000	21.00	21.00	Top Edge 10mm	0.000	0.000	0.000	0.152	0.444	0.023	0.175	0.596	0.467
		0.258	24.00	21.00		0.000	21.00	21.00	Bottom Edge 10mm	0.129	0.000	0.129	0.000	0.000	0.000	0.129	0.129	0.129
DC_2A +n5A	Ant.5	0.079	21.00	21.00	Ant.0	0.054	24.00	21.00	Front Side 10mm	0.079	0.027	0.106	0.097	0.063	0.017	0.220	0.266	0.186
		0.262	21.00	21.00		0.186	24.00	21.00	Back Side 10mm	0.262	0.093	0.355	0.250	0.427	0.043	0.648	1.032	0.825
		0.000	21.00	21.00		0.070	24.00	21.00	Left Edge 10mm	0.000	0.035	0.035	0.000	0.000	0.000	0.035	0.035	0.035
		0.236	21.00	21.00		0.068	24.00	21.00	Right Edge 10mm	0.236	0.034	0.270	0.169	0.291	0.041	0.480	0.730	0.602
		0.000	21.00	21.00		0.000	24.00	21.00	Top Edge 10mm	0.000	0.000	0.000	0.152	0.444	0.023	0.175	0.596	0.467
		0.000	21.00	21.00		0.082	24.00	21.00	Bottom Edge 10mm	0.000	0.041	0.041	0.000	0.000	0.000	0.041	0.041	0.041
DC_7A +n5A	Ant.5	0.216	24.00	21.00	Ant.0	0.054	24.00	21.00	Front Side 10mm	0.108	0.027	0.135	0.097	0.063	0.017	0.249	0.295	0.215
		0.567	24.00	21.00		0.186	24.00	21.00	Back Side 10mm	0.284	0.093	0.377	0.250	0.427	0.043	0.670	1.054	0.847
		0.000	24.00	21.00		0.070	24.00	21.00	Left Edge 10mm	0.000	0.035	0.035	0.000	0.000	0.000	0.035	0.035	0.035
		0.453	24.00	21.00		0.068	24.00	21.00	Right Edge 10mm	0.227	0.034	0.261	0.169	0.291	0.041	0.471	0.721	0.593
		0.000	24.00	21.00		0.000	24.00	21.00	Top Edge 10mm	0.000	0.000	0.000	0.152	0.444	0.023	0.175	0.596	0.467
		0.000	24.00	21.00		0.082	24.00	21.00	Bottom Edge 10mm	0.000	0.041	0.041	0.000	0.000	0.000	0.041	0.041	0.041
DC_66 A+n5A	Ant.5	0.033	21.00	21.00	Ant.0	0.054	24.00	21.00	Front Side 10mm	0.033	0.027	0.060	0.097	0.063	0.017	0.174	0.220	0.140
		0.117	21.00	21.00		0.186	24.00	21.00	Back Side 10mm	0.117	0.093	0.210	0.250	0.427	0.043	0.503	0.887	0.680
		0.000	21.00	21.00		0.070	24.00	21.00	Left Edge 10mm	0.000	0.035	0.035	0.000	0.000	0.000	0.035	0.035	0.035
		0.118	21.00	21.00		0.068	24.00	21.00	Right Edge 10mm	0.118	0.034	0.152	0.169	0.291	0.041	0.362	0.612	0.484
		0.000	21.00	21.00		0.000	24.00	21.00	Top Edge 10mm	0.000	0.000	0.000	0.152	0.444	0.023	0.175	0.596	0.467
		0.000	21.00	21.00		0.082	24.00	21.00	Bottom Edge 10mm	0.000	0.041	0.041	0.000	0.000	0.000	0.041	0.041	0.041
DC_2A +n7A	Ant.0	0.064	24.00	21.00	Ant.5	0.330	25.50	21.00	Front Side 10mm	0.032	0.117	0.149	0.097	0.063	0.017	0.263	0.309	0.229
		0.535	24.00	21.00		0.650	25.50	21.00	Back Side 10mm	0.268	0.231	0.499	0.250	0.427	0.043	0.792	1.176	0.969
		0.142	24.00	21.00		0.000	25.50	21.00	Left Edge 10mm	0.071	0.000	0.071	0.000	0.000	0.000	0.071	0.071	0.071
		0.022	24.00	21.00		0.633	25.50	21.00	Right Edge 10mm	0.011	0.225	0.236	0.169	0.291	0.041	0.446	0.696	0.568
		0.000	24.00	21.00		0.000	25.50	21.00	Top Edge 10mm	0.000	0.000	0.000	0.152	0.444	0.023	0.175	0.596	0.467
		0.365	24.00	21.00		0.000	25.50	21.00	Bottom Edge 10mm	0.183	0.000	0.183	0.000	0.000	0.000	0.183	0.183	0.183
DC_4A +n7A	Ant.0	0.161	24.00	21.00	Ant.5	0.330	25.50	21.00	Front Side 10mm	0.081	0.117	0.198	0.097	0.063	0.017	0.312	0.358	0.278
		0.320	24.00	21.00		0.650	25.50	21.00	Back Side 10mm	0.160	0.231	0.391	0.250	0.427	0.043	0.684	1.068	0.861
		0.177	24.00	21.00		0.000	25.50	21.00	Left Edge 10mm	0.089	0.000	0.089	0.000	0.000	0.000	0.089	0.089	0.089
		0.095	24.00	21.00		0.633	25.50	21.00	Right Edge 10mm	0.048	0.225	0.272	0.169	0.291	0.041	0.482	0.732	0.604
		0.000	24.00	21.00		0.000	25.50	21.00	Top Edge 10mm	0.000	0.000	0.000	0.152	0.444	0.023	0.175	0.596	0.467

		0.336	24.00	21.00		0.000	25.50	21.00	Bottom Edge 10mm	0.168	0.000	0.168	0.000	0.000	0.000	0.168	0.168	0.168
DC_5A +n7A	Ant.0	0.066	24.00	21.00	Ant.5	0.330	25.50	21.00	Front Side 10mm	0.033	0.117	0.150	0.097	0.063	0.017	0.264	0.310	0.230
		0.207	24.00	21.00		0.650	25.50	21.00	Back Side 10mm	0.104	0.231	0.334	0.250	0.427	0.043	0.627	1.011	0.804
		0.058	24.00	21.00		0.000	25.50	21.00	Left Edge 10mm	0.029	0.000	0.029	0.000	0.000	0.000	0.029	0.029	0.029
		0.083	24.00	21.00		0.633	25.50	21.00	Right Edge 10mm	0.042	0.225	0.266	0.169	0.291	0.041	0.476	0.726	0.598
		0.000	24.00	21.00		0.000	25.50	21.00	Top Edge 10mm	0.000	0.000	0.000	0.152	0.444	0.023	0.175	0.596	0.467
		0.073	24.00	21.00		0.000	25.50	21.00	Bottom Edge 10mm	0.037	0.000	0.037	0.000	0.000	0.000	0.037	0.037	0.037
DC_12 A+n7A	Ant.0	0.079	24.00	21.00	Ant.5	0.330	25.50	21.00	Front Side 10mm	0.040	0.117	0.157	0.097	0.063	0.017	0.271	0.317	0.237
		0.240	24.00	21.00		0.650	25.50	21.00	Back Side 10mm	0.120	0.231	0.351	0.250	0.427	0.043	0.644	1.028	0.821
		0.098	24.00	21.00		0.000	25.50	21.00	Left Edge 10mm	0.049	0.000	0.049	0.000	0.000	0.000	0.049	0.049	0.049
		0.085	24.00	21.00		0.633	25.50	21.00	Right Edge 10mm	0.043	0.225	0.267	0.169	0.291	0.041	0.477	0.727	0.599
		0.000	24.00	21.00		0.000	25.50	21.00	Top Edge 10mm	0.000	0.000	0.000	0.152	0.444	0.023	0.175	0.596	0.467
		0.015	24.00	21.00		0.000	25.50	21.00	Bottom Edge 10mm	0.008	0.000	0.008	0.000	0.000	0.000	0.008	0.008	0.008
DC_13 A+n7A	Ant.0	0.071	24.00	21.00	Ant.5	0.330	25.50	21.00	Front Side 10mm	0.036	0.117	0.153	0.097	0.063	0.017	0.267	0.313	0.233
		0.215	24.00	21.00		0.650	25.50	21.00	Back Side 10mm	0.108	0.231	0.338	0.250	0.427	0.043	0.631	1.015	0.808
		0.087	24.00	21.00		0.000	25.50	21.00	Left Edge 10mm	0.044	0.000	0.044	0.000	0.000	0.000	0.044	0.044	0.044
		0.076	24.00	21.00		0.633	25.50	21.00	Right Edge 10mm	0.038	0.225	0.263	0.169	0.291	0.041	0.473	0.723	0.595
		0.000	24.00	21.00		0.000	25.50	21.00	Top Edge 10mm	0.000	0.000	0.000	0.152	0.444	0.023	0.175	0.596	0.467
		0.014	24.00	21.00		0.000	25.50	21.00	Bottom Edge 10mm	0.007	0.000	0.007	0.000	0.000	0.000	0.007	0.007	0.007
DC_66 A+n7A	Ant.0	0.210	24.00	21.00	Ant.5	0.330	25.50	21.00	Front Side 10mm	0.105	0.117	0.222	0.097	0.063	0.017	0.336	0.382	0.302
		0.416	24.00	21.00		0.650	25.50	21.00	Back Side 10mm	0.208	0.231	0.439	0.250	0.427	0.043	0.732	1.116	0.909
		0.171	24.00	21.00		0.000	25.50	21.00	Left Edge 10mm	0.086	0.000	0.086	0.000	0.000	0.000	0.086	0.086	0.086
		0.109	24.00	21.00		0.633	25.50	21.00	Right Edge 10mm	0.055	0.225	0.279	0.169	0.291	0.041	0.489	0.739	0.611
		0.000	24.00	21.00		0.000	25.50	21.00	Top Edge 10mm	0.000	0.000	0.000	0.152	0.444	0.023	0.175	0.596	0.467
		0.468	24.00	21.00		0.000	25.50	21.00	Bottom Edge 10mm	0.235	0.000	0.235	0.000	0.000	0.000	0.235	0.235	0.235
DC_2A +n12A	Ant.5	0.079	21.00	21.00	Ant.0	0.069	24.00	21.00	Front Side 10mm	0.079	0.035	0.114	0.097	0.063	0.017	0.228	0.274	0.194
		0.262	21.00	21.00		0.238	24.00	21.00	Back Side 10mm	0.262	0.119	0.381	0.250	0.427	0.043	0.674	1.058	0.851
		0.000	21.00	21.00		0.103	24.00	21.00	Left Edge 10mm	0.000	0.052	0.052	0.000	0.000	0.000	0.052	0.052	0.052
		0.236	21.00	21.00		0.051	24.00	21.00	Right Edge 10mm	0.236	0.026	0.262	0.169	0.291	0.041	0.472	0.722	0.594
		0.000	21.00	21.00		0.000	24.00	21.00	Top Edge 10mm	0.000	0.000	0.000	0.152	0.444	0.023	0.175	0.596	0.467
		0.000	21.00	21.00		0.013	24.00	21.00	Bottom Edge 10mm	0.000	0.007	0.007	0.000	0.000	0.000	0.007	0.007	0.007
DC_66 A+n12 A	Ant.5	0.033	21.00	21.00	Ant.0	0.069	24.00	21.00	Front Side 10mm	0.033	0.035	0.068	0.097	0.063	0.017	0.182	0.228	0.148
		0.117	21.00	21.00		0.238	24.00	21.00	Back Side 10mm	0.117	0.119	0.236	0.250	0.427	0.043	0.529	0.913	0.706
		0.000	21.00	21.00		0.103	24.00	21.00	Left Edge 10mm	0.000	0.052	0.052	0.000	0.000	0.000	0.052	0.052	0.052
		0.118	21.00	21.00		0.051	24.00	21.00	Right Edge 10mm	0.118	0.026	0.144	0.169	0.291	0.041	0.354	0.604	0.476
		0.000	21.00	21.00		0.000	24.00	21.00	Top Edge 10mm	0.000	0.000	0.000	0.152	0.444	0.023	0.175	0.596	0.467
		0.000	21.00	21.00		0.013	24.00	21.00	Bottom Edge 10mm	0.000	0.007	0.007	0.000	0.000	0.000	0.007	0.007	0.007
DC_5A +n25A	Ant.0	0.066	24.00	21.00	Ant.5	0.090	21.00	21.00	Front Side 10mm	0.033	0.090	0.123	0.097	0.063	0.017	0.237	0.283	0.203
		0.207	24.00	21.00		0.253	21.00	21.00	Back Side 10mm	0.104	0.253	0.357	0.250	0.427	0.043	0.650	1.034	0.827

		0.058	24.00	21.00		0.000	21.00	21.00	Left Edge 10mm	0.029	0.000	0.029	0.000	0.000	0.000	0.029	0.029	0.029
		0.083	24.00	21.00		0.268	21.00	21.00	Right Edge 10mm	0.042	0.268	0.310	0.169	0.291	0.041	0.520	0.770	0.642
		0.000	24.00	21.00		0.000	21.00	21.00	Top Edge 10mm	0.000	0.000	0.000	0.152	0.444	0.023	0.175	0.596	0.467
		0.073	24.00	21.00		0.000	21.00	21.00	Bottom Edge 10mm	0.037	0.000	0.037	0.000	0.000	0.000	0.037	0.037	0.037
DC_7A +n25A	Ant.5	0.216	24.00	21.00	Ant.0	0.052	24.00	21.00	Front Side 10mm	0.108	0.026	0.134	0.097	0.063	0.017	0.248	0.294	0.214
		0.567	24.00	21.00		0.406	24.00	21.00	Back Side 10mm	0.284	0.203	0.488	0.250	0.427	0.043	0.781	1.165	0.958
		0.000	24.00	21.00		0.094	24.00	21.00	Left Edge 10mm	0.000	0.047	0.047	0.000	0.000	0.000	0.047	0.047	0.047
		0.453	24.00	21.00		0.015	24.00	21.00	Right Edge 10mm	0.227	0.008	0.235	0.169	0.291	0.041	0.445	0.695	0.567
		0.000	24.00	21.00		0.000	24.00	21.00	Top Edge 10mm	0.000	0.000	0.000	0.152	0.444	0.023	0.175	0.596	0.467
		0.000	24.00	21.00		0.298	24.00	21.00	Bottom Edge 10mm	0.000	0.149	0.149	0.000	0.000	0.000	0.149	0.149	0.149
DC_12 A+n25 A	Ant.0	0.079	24.00	21.00	Ant.5	0.090	21.00	21.00	Front Side 10mm	0.040	0.090	0.130	0.097	0.063	0.017	0.244	0.290	0.210
		0.240	24.00	21.00		0.253	21.00	21.00	Back Side 10mm	0.120	0.253	0.373	0.250	0.427	0.043	0.666	1.050	0.843
		0.098	24.00	21.00		0.000	21.00	21.00	Left Edge 10mm	0.049	0.000	0.049	0.000	0.000	0.000	0.049	0.049	0.049
		0.085	24.00	21.00		0.268	21.00	21.00	Right Edge 10mm	0.043	0.268	0.311	0.169	0.291	0.041	0.521	0.771	0.643
		0.000	24.00	21.00		0.000	21.00	21.00	Top Edge 10mm	0.000	0.000	0.000	0.152	0.444	0.023	0.175	0.596	0.467
		0.015	24.00	21.00		0.000	21.00	21.00	Bottom Edge 10mm	0.008	0.000	0.008	0.000	0.000	0.000	0.008	0.008	0.008
DC_13 A+n25 A	Ant.0	0.071	24.00	21.00	Ant.5	0.090	21.00	21.00	Front Side 10mm	0.036	0.090	0.126	0.097	0.063	0.017	0.240	0.286	0.206
		0.215	24.00	21.00		0.253	21.00	21.00	Back Side 10mm	0.108	0.253	0.361	0.250	0.427	0.043	0.654	1.038	0.831
		0.087	24.00	21.00		0.000	21.00	21.00	Left Edge 10mm	0.044	0.000	0.044	0.000	0.000	0.000	0.044	0.044	0.044
		0.076	24.00	21.00		0.268	21.00	21.00	Right Edge 10mm	0.038	0.268	0.306	0.169	0.291	0.041	0.516	0.766	0.638
		0.000	24.00	21.00		0.000	21.00	21.00	Top Edge 10mm	0.000	0.000	0.000	0.152	0.444	0.023	0.175	0.596	0.467
		0.014	24.00	21.00		0.000	21.00	21.00	Bottom Edge 10mm	0.007	0.000	0.007	0.000	0.000	0.000	0.007	0.007	0.007
DC_26 A+n25 A	Ant.0	0.030	24.00	21.00	Ant.5	0.090	21.00	21.00	Front Side 10mm	0.015	0.090	0.105	0.097	0.063	0.017	0.219	0.265	0.185
		0.095	24.00	21.00		0.253	21.00	21.00	Back Side 10mm	0.048	0.253	0.301	0.250	0.427	0.043	0.594	0.978	0.771
		0.027	24.00	21.00		0.000	21.00	21.00	Left Edge 10mm	0.014	0.000	0.014	0.000	0.000	0.000	0.014	0.014	0.014
		0.038	24.00	21.00		0.268	21.00	21.00	Right Edge 10mm	0.019	0.268	0.287	0.169	0.291	0.041	0.497	0.747	0.619
		0.000	24.00	21.00		0.000	21.00	21.00	Top Edge 10mm	0.000	0.000	0.000	0.152	0.444	0.023	0.175	0.596	0.467
		0.034	24.00	21.00		0.000	21.00	21.00	Bottom Edge 10mm	0.017	0.000	0.017	0.000	0.000	0.000	0.017	0.017	0.017
DC_66 A+n25 A	Ant.5	0.033	21.00	21.00	Ant.0	0.052	24.00	21.00	Front Side 10mm	0.033	0.026	0.059	0.097	0.063	0.017	0.173	0.219	0.139
		0.117	21.00	21.00		0.406	24.00	21.00	Back Side 10mm	0.117	0.203	0.320	0.250	0.427	0.043	0.613	0.997	0.790
		0.000	21.00	21.00		0.094	24.00	21.00	Left Edge 10mm	0.000	0.047	0.047	0.000	0.000	0.000	0.047	0.047	0.047
		0.118	21.00	21.00		0.015	24.00	21.00	Right Edge 10mm	0.118	0.008	0.126	0.169	0.291	0.041	0.336	0.586	0.458
		0.000	21.00	21.00		0.000	24.00	21.00	Top Edge 10mm	0.000	0.000	0.000	0.152	0.444	0.023	0.175	0.596	0.467
		0.000	21.00	21.00		0.298	24.00	21.00	Bottom Edge 10mm	0.000	0.149	0.149	0.000	0.000	0.000	0.149	0.149	0.149
DC_71 A+n25 A	Ant.0	0.135	24.00	21.00	Ant.5	0.090	21.00	21.00	Front Side 10mm	0.068	0.090	0.158	0.097	0.063	0.017	0.272	0.318	0.238
		0.280	24.00	21.00		0.253	21.00	21.00	Back Side 10mm	0.140	0.253	0.393	0.250	0.427	0.043	0.686	1.070	0.863
		0.161	24.00	21.00		0.000	21.00	21.00	Left Edge 10mm	0.081	0.000	0.081	0.000	0.000	0.000	0.081	0.081	0.081
		0.077	24.00	21.00		0.268	21.00	21.00	Right Edge 10mm	0.039	0.268	0.307	0.169	0.291	0.041	0.517	0.767	0.639
		0.000	24.00	21.00		0.000	21.00	21.00	Top Edge 10mm	0.000	0.000	0.000	0.152	0.444	0.023	0.175	0.596	0.467

		0.258	24.00	21.00		0.000	21.00	21.00	Bottom Edge 10mm	0.129	0.000	0.129	0.000	0.000	0.000	0.129	0.129	0.129
DC_2A +n38A	Ant.0	0.064	24.00	21.00	Ant.5	0.229	25.00	21.00	Front Side 10mm	0.032	0.091	0.123	0.097	0.063	0.017	0.237	0.283	0.203
		0.535	24.00	21.00		0.451	25.00	21.00	Back Side 10mm	0.268	0.180	0.448	0.250	0.427	0.043	0.741	1.125	0.918
		0.142	24.00	21.00		0.000	25.00	21.00	Left Edge 10mm	0.071	0.000	0.071	0.000	0.000	0.000	0.071	0.071	0.071
		0.022	24.00	21.00		0.478	25.00	21.00	Right Edge 10mm	0.011	0.190	0.201	0.169	0.291	0.041	0.411	0.661	0.533
		0.000	24.00	21.00		0.000	25.00	21.00	Top Edge 10mm	0.000	0.000	0.000	0.152	0.444	0.023	0.175	0.596	0.467
		0.365	24.00	21.00		0.000	25.00	21.00	Bottom Edge 10mm	0.183	0.000	0.183	0.000	0.000	0.000	0.183	0.183	0.183
DC_4A +n38A	Ant.0	0.161	24.00	21.00	Ant.5	0.229	25.00	21.00	Front Side 10mm	0.081	0.091	0.172	0.097	0.063	0.017	0.286	0.332	0.252
		0.320	24.00	21.00		0.451	25.00	21.00	Back Side 10mm	0.160	0.180	0.340	0.250	0.427	0.043	0.633	1.017	0.810
		0.177	24.00	21.00		0.000	25.00	21.00	Left Edge 10mm	0.089	0.000	0.089	0.000	0.000	0.000	0.089	0.089	0.089
		0.095	24.00	21.00		0.478	25.00	21.00	Right Edge 10mm	0.048	0.190	0.238	0.169	0.291	0.041	0.448	0.698	0.570
		0.000	24.00	21.00		0.000	25.00	21.00	Top Edge 10mm	0.000	0.000	0.000	0.152	0.444	0.023	0.175	0.596	0.467
		0.336	24.00	21.00		0.000	25.00	21.00	Bottom Edge 10mm	0.168	0.000	0.168	0.000	0.000	0.000	0.168	0.168	0.168
DC_5A +n38A	Ant.0	0.066	24.00	21.00	Ant.5	0.229	25.00	21.00	Front Side 10mm	0.033	0.091	0.124	0.097	0.063	0.017	0.238	0.284	0.204
		0.207	24.00	21.00		0.451	25.00	21.00	Back Side 10mm	0.104	0.180	0.283	0.250	0.427	0.043	0.576	0.960	0.753
		0.058	24.00	21.00		0.000	25.00	21.00	Left Edge 10mm	0.029	0.000	0.029	0.000	0.000	0.000	0.029	0.029	0.029
		0.083	24.00	21.00		0.478	25.00	21.00	Right Edge 10mm	0.042	0.190	0.232	0.169	0.291	0.041	0.442	0.692	0.564
		0.000	24.00	21.00		0.000	25.00	21.00	Top Edge 10mm	0.000	0.000	0.000	0.152	0.444	0.023	0.175	0.596	0.467
		0.073	24.00	21.00		0.000	25.00	21.00	Bottom Edge 10mm	0.037	0.000	0.037	0.000	0.000	0.000	0.037	0.037	0.037
DC_12 A+n38 A	Ant.0	0.079	24.00	21.00	Ant.5	0.229	25.00	21.00	Front Side 10mm	0.040	0.091	0.131	0.097	0.063	0.017	0.245	0.291	0.211
		0.240	24.00	21.00		0.451	25.00	21.00	Back Side 10mm	0.120	0.180	0.300	0.250	0.427	0.043	0.593	0.977	0.770
		0.098	24.00	21.00		0.000	25.00	21.00	Left Edge 10mm	0.049	0.000	0.049	0.000	0.000	0.000	0.049	0.049	0.049
		0.085	24.00	21.00		0.478	25.00	21.00	Right Edge 10mm	0.043	0.190	0.233	0.169	0.291	0.041	0.443	0.693	0.565
		0.000	24.00	21.00		0.000	25.00	21.00	Top Edge 10mm	0.000	0.000	0.000	0.152	0.444	0.023	0.175	0.596	0.467
		0.015	24.00	21.00		0.000	25.00	21.00	Bottom Edge 10mm	0.008	0.000	0.008	0.000	0.000	0.000	0.008	0.008	0.008
DC_66 A+n38 A	Ant.0	0.210	24.00	21.00	Ant.5	0.229	25.00	21.00	Front Side 10mm	0.105	0.091	0.196	0.097	0.063	0.017	0.310	0.356	0.276
		0.416	24.00	21.00		0.451	25.00	21.00	Back Side 10mm	0.208	0.180	0.388	0.250	0.427	0.043	0.681	1.065	0.858
		0.171	24.00	21.00		0.000	25.00	21.00	Left Edge 10mm	0.086	0.000	0.086	0.000	0.000	0.000	0.086	0.086	0.086
		0.109	24.00	21.00		0.478	25.00	21.00	Right Edge 10mm	0.055	0.190	0.245	0.169	0.291	0.041	0.455	0.705	0.577
		0.000	24.00	21.00		0.000	25.00	21.00	Top Edge 10mm	0.000	0.000	0.000	0.152	0.444	0.023	0.175	0.596	0.467
		0.468	24.00	21.00		0.000	25.00	21.00	Bottom Edge 10mm	0.235	0.000	0.235	0.000	0.000	0.000	0.235	0.235	0.235
DC_71 A+n38 A	Ant.0	0.135	24.00	21.00	Ant.5	0.229	25.00	21.00	Front Side 10mm	0.068	0.091	0.159	0.097	0.063	0.017	0.273	0.319	0.239
		0.280	24.00	21.00		0.451	25.00	21.00	Back Side 10mm	0.140	0.180	0.320	0.250	0.427	0.043	0.613	0.997	0.790
		0.161	24.00	21.00		0.000	25.00	21.00	Left Edge 10mm	0.081	0.000	0.081	0.000	0.000	0.000	0.081	0.081	0.081
		0.077	24.00	21.00		0.478	25.00	21.00	Right Edge 10mm	0.039	0.190	0.229	0.169	0.291	0.041	0.439	0.689	0.561
		0.000	24.00	21.00		0.000	25.00	21.00	Top Edge 10mm	0.000	0.000	0.000	0.152	0.444	0.023	0.175	0.596	0.467
		0.258	24.00	21.00		0.000	25.00	21.00	Bottom Edge 10mm	0.129	0.000	0.129	0.000	0.000	0.000	0.129	0.129	0.129
DC_2A +n41A	Ant.0	0.064	24.00	24.00	Ant.5	0.253	27.00	24.00	Front Side 10mm	0.064	0.127	0.191	0.097	0.063	0.017	0.305	0.351	0.271
		0.535	24.00	24.00		0.497	27.00	24.00	Back Side 10mm	0.535	0.249	0.784	0.250	0.427	0.043	1.077	**1.461**	1.254

		0.142	24.00	24.00		0.000	27.00	24.00	Left Edge 10mm	0.142	0.000	0.142	0.000	0.000	0.000	0.142	0.142	0.142
		0.022	24.00	24.00		0.538	27.00	24.00	Right Edge 10mm	0.022	0.270	0.292	0.169	0.291	0.041	0.502	0.752	0.624
		0.000	24.00	24.00		0.000	27.00	24.00	Top Edge 10mm	0.000	0.000	0.000	0.152	0.444	0.023	0.175	0.596	0.467
		0.365	24.00	24.00		0.000	27.00	24.00	Bottom Edge 10mm	0.365	0.000	0.365	0.000	0.000	0.000	0.365	0.365	0.365
DC_4A +n41A	Ant.0	0.161	24.00	24.00	Ant.5	0.253	27.00	24.00	Front Side 10mm	0.161	0.127	0.288	0.097	0.063	0.017	0.402	0.448	0.368
		0.320	24.00	24.00		0.497	27.00	24.00	Back Side 10mm	0.320	0.249	0.569	0.250	0.427	0.043	0.862	1.246	1.039
		0.177	24.00	24.00		0.000	27.00	24.00	Left Edge 10mm	0.177	0.000	0.177	0.000	0.000	0.000	0.177	0.177	0.177
		0.095	24.00	24.00		0.538	27.00	24.00	Right Edge 10mm	0.095	0.270	0.365	0.169	0.291	0.041	0.575	0.825	0.697
		0.000	24.00	24.00		0.000	27.00	24.00	Top Edge 10mm	0.000	0.000	0.000	0.152	0.444	0.023	0.175	0.596	0.467
		0.336	24.00	24.00		0.000	27.00	24.00	Bottom Edge 10mm	0.336	0.000	0.336	0.000	0.000	0.000	0.336	0.336	0.336
DC_5A +n41A	Ant.0	0.066	24.00	24.00	Ant.5	0.253	27.00	24.00	Front Side 10mm	0.066	0.127	0.193	0.097	0.063	0.017	0.307	0.353	0.273
		0.207	24.00	24.00		0.497	27.00	24.00	Back Side 10mm	0.207	0.249	0.456	0.250	0.427	0.043	0.749	1.133	0.926
		0.058	24.00	24.00		0.000	27.00	24.00	Left Edge 10mm	0.058	0.000	0.058	0.000	0.000	0.000	0.058	0.058	0.058
		0.083	24.00	24.00		0.538	27.00	24.00	Right Edge 10mm	0.083	0.270	0.353	0.169	0.291	0.041	0.563	0.813	0.685
		0.000	24.00	24.00		0.000	27.00	24.00	Top Edge 10mm	0.000	0.000	0.000	0.152	0.444	0.023	0.175	0.596	0.467
		0.073	24.00	24.00		0.000	27.00	24.00	Bottom Edge 10mm	0.073	0.000	0.073	0.000	0.000	0.000	0.073	0.073	0.073
DC_12 A+n41 A	Ant.0	0.079	24.00	24.00	Ant.5	0.253	27.00	24.00	Front Side 10mm	0.079	0.127	0.206	0.097	0.063	0.017	0.320	0.366	0.286
		0.240	24.00	24.00		0.497	27.00	24.00	Back Side 10mm	0.240	0.249	0.489	0.250	0.427	0.043	0.782	1.166	0.959
		0.098	24.00	24.00		0.000	27.00	24.00	Left Edge 10mm	0.098	0.000	0.098	0.000	0.000	0.000	0.098	0.098	0.098
		0.085	24.00	24.00		0.538	27.00	24.00	Right Edge 10mm	0.085	0.270	0.355	0.169	0.291	0.041	0.565	0.815	0.687
		0.000	24.00	24.00		0.000	27.00	24.00	Top Edge 10mm	0.000	0.000	0.000	0.152	0.444	0.023	0.175	0.596	0.467
		0.015	24.00	24.00		0.000	27.00	24.00	Bottom Edge 10mm	0.015	0.000	0.015	0.000	0.000	0.000	0.015	0.015	0.015
DC_25 A+n41 A	Ant.0	0.065	24.00	24.00	Ant.5	0.253	27.00	24.00	Front Side 10mm	0.065	0.127	0.192	0.097	0.063	0.017	0.306	0.352	0.272
		0.504	24.00	24.00		0.497	27.00	24.00	Back Side 10mm	0.504	0.249	0.753	0.250	0.427	0.043	1.046	1.430	1.223
		0.117	24.00	24.00		0.000	27.00	24.00	Left Edge 10mm	0.117	0.000	0.117	0.000	0.000	0.000	0.117	0.117	0.117
		0.031	24.00	24.00		0.538	27.00	24.00	Right Edge 10mm	0.031	0.270	0.301	0.169	0.291	0.041	0.511	0.761	0.633
		0.000	24.00	24.00		0.000	27.00	24.00	Top Edge 10mm	0.000	0.000	0.000	0.152	0.444	0.023	0.175	0.596	0.467
		0.373	24.00	24.00		0.000	27.00	24.00	Bottom Edge 10mm	0.373	0.000	0.373	0.000	0.000	0.000	0.373	0.373	0.373
DC_26 A+n41 A	Ant.0	0.030	24.00	24.00	Ant.5	0.253	27.00	24.00	Front Side 10mm	0.030	0.127	0.157	0.097	0.063	0.017	0.271	0.317	0.237
		0.095	24.00	24.00		0.497	27.00	24.00	Back Side 10mm	0.095	0.249	0.344	0.250	0.427	0.043	0.637	1.021	0.814
		0.027	24.00	24.00		0.000	27.00	24.00	Left Edge 10mm	0.027	0.000	0.027	0.000	0.000	0.000	0.027	0.027	0.027
		0.038	24.00	24.00		0.538	27.00	24.00	Right Edge 10mm	0.038	0.270	0.308	0.169	0.291	0.041	0.518	0.768	0.640
		0.000	24.00	24.00		0.000	27.00	24.00	Top Edge 10mm	0.000	0.000	0.000	0.152	0.444	0.023	0.175	0.596	0.467
		0.034	24.00	24.00		0.000	27.00	24.00	Bottom Edge 10mm	0.034	0.000	0.034	0.000	0.000	0.000	0.034	0.034	0.034
DC_66 A+n41 A	Ant.0	0.210	24.00	24.00	Ant.5	0.253	27.00	24.00	Front Side 10mm	0.210	0.127	0.337	0.097	0.063	0.017	0.451	0.497	0.417
		0.416	24.00	24.00		0.497	27.00	24.00	Back Side 10mm	0.416	0.249	0.665	0.250	0.427	0.043	0.958	1.342	1.135
		0.171	24.00	24.00		0.000	27.00	24.00	Left Edge 10mm	0.171	0.000	0.171	0.000	0.000	0.000	0.171	0.171	0.171
		0.109	24.00	24.00		0.538	27.00	24.00	Right Edge 10mm	0.109	0.270	0.379	0.169	0.291	0.041	0.589	0.839	0.711
		0.000	24.00	24.00		0.000	27.00	24.00	Top Edge 10mm	0.000	0.000	0.000	0.152	0.444	0.023	0.175	0.596	0.467

		0.468	24.00	24.00		0.000	27.00	24.00	Bottom Edge 10mm	0.468	0.000	0.468	0.000	0.000	0.000	0.468	0.468	0.468
DC_71A+n41A	Ant.0	0.135	24.00	24.00	Ant.5	0.253	27.00	24.00	Front Side 10mm	0.135	0.127	0.262	0.097	0.063	0.017	0.376	0.422	0.342
		0.280	24.00	24.00		0.497	27.00	24.00	Back Side 10mm	0.280	0.249	0.529	0.250	0.427	0.043	0.822	1.206	0.999
		0.161	24.00	24.00		0.000	27.00	24.00	Left Edge 10mm	0.161	0.000	0.161	0.000	0.000	0.000	0.161	0.161	0.161
		0.077	24.00	24.00		0.538	27.00	24.00	Right Edge 10mm	0.077	0.270	0.347	0.169	0.291	0.041	0.557	0.807	0.679
		0.000	24.00	24.00		0.000	27.00	24.00	Top Edge 10mm	0.000	0.000	0.000	0.152	0.444	0.023	0.175	0.596	0.467
		0.258	24.00	24.00		0.000	27.00	24.00	Bottom Edge 10mm	0.258	0.000	0.258	0.000	0.000	0.000	0.258	0.258	0.258
DC_2A+n66A	Ant.5	0.079	21.00	21.00	Ant.0	0.145	24.00	21.00	Front Side 10mm	0.079	0.073	0.152	0.097	0.063	0.017	0.266	0.312	0.232
		0.262	21.00	21.00		0.256	24.00	21.00	Back Side 10mm	0.262	0.128	0.390	0.250	0.427	0.043	0.683	1.067	0.860
		0.000	21.00	21.00		0.139	24.00	21.00	Left Edge 10mm	0.000	0.070	0.070	0.000	0.000	0.000	0.070	0.070	0.070
		0.236	21.00	21.00		0.036	24.00	21.00	Right Edge 10mm	0.236	0.018	0.254	0.169	0.291	0.041	0.464	0.714	0.586
		0.000	21.00	21.00		0.000	24.00	21.00	Top Edge 10mm	0.000	0.000	0.000	0.152	0.444	0.023	0.175	0.596	0.467
		0.000	21.00	21.00		0.329	24.00	21.00	Bottom Edge 10mm	0.000	0.165	0.165	0.000	0.000	0.000	0.165	0.165	0.165
DC_5A+n66A	Ant.0	0.066	24.00	21.00	Ant.5	0.029	21.00	21.00	Front Side 10mm	0.033	0.029	0.062	0.097	0.063	0.017	0.176	0.222	0.142
		0.207	24.00	21.00		0.099	21.00	21.00	Back Side 10mm	0.104	0.099	0.203	0.250	0.427	0.043	0.496	0.880	0.673
		0.058	24.00	21.00		0.000	21.00	21.00	Left Edge 10mm	0.029	0.000	0.029	0.000	0.000	0.000	0.029	0.029	0.029
		0.083	24.00	21.00		0.129	21.00	21.00	Right Edge 10mm	0.042	0.129	0.171	0.169	0.291	0.041	0.381	0.631	0.503
		0.000	24.00	21.00		0.000	21.00	21.00	Top Edge 10mm	0.000	0.000	0.000	0.152	0.444	0.023	0.175	0.596	0.467
		0.073	24.00	21.00		0.000	21.00	21.00	Bottom Edge 10mm	0.037	0.000	0.037	0.000	0.000	0.000	0.037	0.037	0.037
DC_7A+n66A	Ant.5	0.216	24.00	21.00	Ant.0	0.145	24.00	21.00	Front Side 10mm	0.108	0.073	0.181	0.097	0.063	0.017	0.295	0.341	0.261
		0.567	24.00	21.00		0.256	24.00	21.00	Back Side 10mm	0.284	0.128	0.412	0.250	0.427	0.043	0.705	1.089	0.882
		0.000	24.00	21.00		0.139	24.00	21.00	Left Edge 10mm	0.000	0.070	0.070	0.000	0.000	0.000	0.070	0.070	0.070
		0.453	24.00	21.00		0.036	24.00	21.00	Right Edge 10mm	0.227	0.018	0.245	0.169	0.291	0.041	0.455	0.705	0.577
		0.000	24.00	21.00		0.000	24.00	21.00	Top Edge 10mm	0.000	0.000	0.000	0.152	0.444	0.023	0.175	0.596	0.467
		0.000	24.00	21.00		0.329	24.00	21.00	Bottom Edge 10mm	0.000	0.165	0.165	0.000	0.000	0.000	0.165	0.165	0.165
DC_12A+n66A	Ant.0	0.079	24.00	21.00	Ant.5	0.029	21.00	21.00	Front Side 10mm	0.040	0.029	0.069	0.097	0.063	0.017	0.183	0.229	0.149
		0.240	24.00	21.00		0.099	21.00	21.00	Back Side 10mm	0.120	0.099	0.219	0.250	0.427	0.043	0.512	0.896	0.689
		0.098	24.00	21.00		0.000	21.00	21.00	Left Edge 10mm	0.049	0.000	0.049	0.000	0.000	0.000	0.049	0.049	0.049
		0.085	24.00	21.00		0.129	21.00	21.00	Right Edge 10mm	0.043	0.129	0.172	0.169	0.291	0.041	0.382	0.632	0.504
		0.000	24.00	21.00		0.000	21.00	21.00	Top Edge 10mm	0.000	0.000	0.000	0.152	0.444	0.023	0.175	0.596	0.467
		0.015	24.00	21.00		0.000	21.00	21.00	Bottom Edge 10mm	0.008	0.000	0.008	0.000	0.000	0.000	0.008	0.008	0.008
DC_13A+n66A	Ant.0	0.071	24.00	21.00	Ant.5	0.029	21.00	21.00	Front Side 10mm	0.036	0.029	0.065	0.097	0.063	0.017	0.179	0.225	0.145
		0.215	24.00	21.00		0.099	21.00	21.00	Back Side 10mm	0.108	0.099	0.207	0.250	0.427	0.043	0.500	0.884	0.677
		0.087	24.00	21.00		0.000	21.00	21.00	Left Edge 10mm	0.044	0.000	0.044	0.000	0.000	0.000	0.044	0.044	0.044
		0.076	24.00	21.00		0.129	21.00	21.00	Right Edge 10mm	0.038	0.129	0.167	0.169	0.291	0.041	0.377	0.627	0.499
		0.000	24.00	21.00		0.000	21.00	21.00	Top Edge 10mm	0.000	0.000	0.000	0.152	0.444	0.023	0.175	0.596	0.467
		0.014	24.00	21.00		0.000	21.00	21.00	Bottom Edge 10mm	0.007	0.000	0.007	0.000	0.000	0.000	0.007	0.007	0.007
	Ant.0	0.135	24.00	24.00	Ant.5	0.029	21.00	21.00	Front Side 10mm	0.135	0.029	0.164	0.097	0.063	0.017	0.278	0.324	0.244
		0.280	24.00	24.00		0.099	21.00	21.00	Back Side 10mm	0.280	0.099	0.379	0.250	0.427	0.043	0.672	1.056	0.849

DC_71 A+n66 A		0.161	24.00	24.00		0.000	21.00	21.00	Left Edge 10mm	0.161	0.000	0.161	0.000	0.000	0.000	0.161	0.161	0.161
		0.077	24.00	24.00		0.129	21.00	21.00	Right Edge 10mm	0.077	0.129	0.206	0.169	0.291	0.041	0.416	0.666	0.538
		0.000	24.00	24.00		0.000	21.00	21.00	Top Edge 10mm	0.000	0.000	0.000	0.152	0.444	0.023	0.175	0.596	0.467
		0.258	24.00	24.00		0.000	21.00	21.00	Bottom Edge 10mm	0.258	0.000	0.258	0.000	0.000	0.000	0.258	0.258	0.258
DC_2A +n71A	Ant.5	0.079	21.00	21.00	Ant.0	0.095	25.50	21.00	Front Side 10mm	0.079	0.034	0.113	0.097	0.063	0.017	0.227	0.273	0.193
		0.262	21.00	21.00		0.332	25.50	21.00	Back Side 10mm	0.262	0.118	0.380	0.250	0.427	0.043	0.673	1.057	0.850
		0.000	21.00	21.00		0.198	25.50	21.00	Left Edge 10mm	0.000	0.070	0.070	0.000	0.000	0.000	0.070	0.070	0.070
		0.236	21.00	21.00		0.128	25.50	21.00	Right Edge 10mm	0.236	0.045	0.281	0.169	0.291	0.041	0.491	0.741	0.613
		0.000	21.00	21.00		0.000	25.50	21.00	Top Edge 10mm	0.000	0.000	0.000	0.152	0.444	0.023	0.175	0.596	0.467
		0.000	21.00	21.00		0.049	25.50	21.00	Bottom Edge 10mm	0.000	0.017	0.017	0.000	0.000	0.000	0.017	0.017	0.017
DC_7A +n71A	Ant.5	0.216	24.00	21.00	Ant.0	0.095	25.50	21.00	Front Side 10mm	0.108	0.034	0.142	0.097	0.063	0.017	0.256	0.302	0.222
		0.567	24.00	21.00		0.332	25.50	21.00	Back Side 10mm	0.284	0.118	0.402	0.250	0.427	0.043	0.695	1.079	0.872
		0.000	24.00	21.00		0.198	25.50	21.00	Left Edge 10mm	0.000	0.070	0.070	0.000	0.000	0.000	0.070	0.070	0.070
		0.453	24.00	21.00		0.128	25.50	21.00	Right Edge 10mm	0.227	0.045	0.272	0.169	0.291	0.041	0.482	0.732	0.604
		0.000	24.00	21.00		0.000	25.50	21.00	Top Edge 10mm	0.000	0.000	0.000	0.152	0.444	0.023	0.175	0.596	0.467
		0.000	24.00	21.00		0.049	25.50	21.00	Bottom Edge 10mm	0.000	0.017	0.017	0.000	0.000	0.000	0.017	0.017	0.017
DC_66 A+n71 A	Ant.5	0.033	21.00	21.00	Ant.0	0.095	25.50	21.00	Front Side 10mm	0.033	0.034	0.067	0.097	0.063	0.017	0.181	0.227	0.147
		0.117	21.00	21.00		0.332	25.50	21.00	Back Side 10mm	0.117	0.118	0.235	0.250	0.427	0.043	0.528	0.912	0.705
		0.000	21.00	21.00		0.198	25.50	21.00	Left Edge 10mm	0.000	0.070	0.070	0.000	0.000	0.000	0.070	0.070	0.070
		0.118	21.00	21.00		0.128	25.50	21.00	Right Edge 10mm	0.118	0.045	0.163	0.169	0.291	0.041	0.373	0.623	0.495
		0.000	21.00	21.00		0.000	25.50	21.00	Top Edge 10mm	0.000	0.000	0.000	0.152	0.444	0.023	0.175	0.596	0.467
		0.000	21.00	21.00		0.049	25.50	21.00	Bottom Edge 10mm	0.000	0.017	0.017	0.000	0.000	0.000	0.017	0.017	0.017
DC_2A +n77A	Ant.0	0.064	24.00	24.00	Ant.4	0.080	27.00	24.00	Front Side 10mm	0.064	0.040	0.104	0.097	0.063	0.017	0.218	0.264	0.184
		0.535	24.00	24.00		0.349	27.00	24.00	Back Side 10mm	0.535	0.175	0.710	0.250	0.427	0.043	1.003	1.387	1.180
		0.142	24.00	24.00		0.439	27.00	24.00	Left Edge 10mm	0.142	0.220	0.362	0.000	0.000	0.000	0.362	0.362	0.362
		0.022	24.00	24.00		0.000	27.00	24.00	Right Edge 10mm	0.022	0.000	0.022	0.169	0.291	0.041	0.232	0.482	0.354
		0.000	24.00	24.00		0.049	27.00	24.00	Top Edge 10mm	0.000	0.025	0.025	0.152	0.444	0.023	0.200	0.621	0.492
		0.365	24.00	24.00		0.000	27.00	24.00	Bottom Edge 10mm	0.365	0.000	0.365	0.000	0.000	0.000	0.365	0.365	0.365
DC_5A +n77A	Ant.0	0.066	24.00	24.00	Ant.4	0.080	27.00	24.00	Front Side 10mm	0.066	0.040	0.106	0.097	0.063	0.017	0.220	0.266	0.186
		0.207	24.00	24.00		0.349	27.00	24.00	Back Side 10mm	0.207	0.175	0.382	0.250	0.427	0.043	0.675	1.059	0.852
		0.058	24.00	24.00		0.439	27.00	24.00	Left Edge 10mm	0.058	0.220	0.278	0.000	0.000	0.000	0.278	0.278	0.278
		0.083	24.00	24.00		0.000	27.00	24.00	Right Edge 10mm	0.083	0.000	0.083	0.169	0.291	0.041	0.293	0.543	0.415
		0.000	24.00	24.00		0.049	27.00	24.00	Top Edge 10mm	0.000	0.025	0.025	0.152	0.444	0.023	0.200	0.621	0.492
		0.073	24.00	24.00		0.000	27.00	24.00	Bottom Edge 10mm	0.073	0.000	0.073	0.000	0.000	0.000	0.073	0.073	0.073
DC_7A +n77A	Ant.6	0.090	24.00	21.00	Ant.4	0.080	27.00	24.00	Front Side 10mm	0.045	0.040	0.085	0.097	0.063	0.017	0.199	0.245	0.165
		0.203	24.00	21.00		0.349	27.00	24.00	Back Side 10mm	0.102	0.175	0.277	0.250	0.427	0.043	0.570	0.954	0.747
		0.239	24.00	21.00		0.439	27.00	24.00	Left Edge 10mm	0.120	0.220	0.340	0.000	0.000	0.000	0.340	0.340	0.340
		0.000	24.00	21.00		0.000	27.00	24.00	Right Edge 10mm	0.000	0.000	0.000	0.169	0.291	0.041	0.210	0.460	0.332
		0.000	24.00	21.00		0.049	27.00	24.00	Top Edge 10mm	0.000	0.025	0.025	0.152	0.444	0.023	0.200	0.621	0.492

		0.000	24.00	21.00		0.000	27.00	24.00	Bottom Edge 10mm	0.000	0.000	0.000	0.000	0.000	0.000	0.000	0.000	0.000
DC_12 A+n77 A	Ant.0	0.079	24.00	24.00	Ant.4	0.080	27.00	24.00	Front Side 10mm	0.079	0.040	0.119	0.097	0.063	0.017	0.233	0.279	0.199
		0.240	24.00	24.00		0.349	27.00	24.00	Back Side 10mm	0.240	0.175	0.415	0.250	0.427	0.043	0.708	1.092	0.885
		0.098	24.00	24.00		0.439	27.00	24.00	Left Edge 10mm	0.098	0.220	0.318	0.000	0.000	0.000	0.318	0.318	0.318
		0.085	24.00	24.00		0.000	27.00	24.00	Right Edge 10mm	0.085	0.000	0.085	0.169	0.291	0.041	0.295	0.545	0.417
		0.000	24.00	24.00		0.049	27.00	24.00	Top Edge 10mm	0.000	0.025	0.025	0.152	0.444	0.023	0.200	0.621	0.492
		0.015	24.00	24.00		0.000	27.00	24.00	Bottom Edge 10mm	0.015	0.000	0.015	0.000	0.000	0.000	0.015	0.015	0.015
DC_13 A+n77 A	Ant.0	0.071	24.00	24.00	Ant.4	0.080	27.00	24.00	Front Side 10mm	0.071	0.040	0.111	0.097	0.063	0.017	0.225	0.271	0.191
		0.215	24.00	24.00		0.349	27.00	24.00	Back Side 10mm	0.215	0.175	0.390	0.250	0.427	0.043	0.683	1.067	0.860
		0.087	24.00	24.00		0.439	27.00	24.00	Left Edge 10mm	0.087	0.220	0.307	0.000	0.000	0.000	0.307	0.307	0.307
		0.076	24.00	24.00		0.000	27.00	24.00	Right Edge 10mm	0.076	0.000	0.076	0.169	0.291	0.041	0.286	0.536	0.408
		0.000	24.00	24.00		0.049	27.00	24.00	Top Edge 10mm	0.000	0.025	0.025	0.152	0.444	0.023	0.200	0.621	0.492
		0.014	24.00	24.00		0.000	27.00	24.00	Bottom Edge 10mm	0.014	0.000	0.014	0.000	0.000	0.000	0.014	0.014	0.014
DC_25 A+n77 A	Ant.0	0.065	24.00	24.00	Ant.4	0.080	27.00	24.00	Front Side 10mm	0.065	0.040	0.105	0.097	0.063	0.017	0.219	0.265	0.185
		0.504	24.00	24.00		0.349	27.00	24.00	Back Side 10mm	0.504	0.175	0.679	0.250	0.427	0.043	0.972	1.356	1.149
		0.117	24.00	24.00		0.439	27.00	24.00	Left Edge 10mm	0.117	0.220	0.337	0.000	0.000	0.000	0.337	0.337	0.337
		0.031	24.00	24.00		0.000	27.00	24.00	Right Edge 10mm	0.031	0.000	0.031	0.169	0.291	0.041	0.241	0.491	0.363
		0.000	24.00	24.00		0.049	27.00	24.00	Top Edge 10mm	0.000	0.025	0.025	0.152	0.444	0.023	0.200	0.621	0.492
		0.373	24.00	24.00		0.000	27.00	24.00	Bottom Edge 10mm	0.373	0.000	0.373	0.000	0.000	0.000	0.373	0.373	0.373
DC_41 A+n77 A	Ant.6	0.142	24.00	24.00	Ant.4	0.080	27.00	24.00	Front Side 10mm	0.142	0.040	0.182	0.097	0.063	0.017	0.296	0.342	0.262
		0.415	24.00	24.00		0.349	27.00	24.00	Back Side 10mm	0.415	0.175	0.590	0.250	0.427	0.043	0.883	1.267	1.060
		0.353	24.00	24.00		0.439	27.00	24.00	Left Edge 10mm	0.353	0.220	0.573	0.000	0.000	0.000	0.573	0.573	0.573
		0.000	24.00	24.00		0.000	27.00	24.00	Right Edge 10mm	0.000	0.000	0.000	0.169	0.291	0.041	0.210	0.460	0.332
		0.000	24.00	24.00		0.049	27.00	24.00	Top Edge 10mm	0.000	0.025	0.025	0.152	0.444	0.023	0.200	0.621	0.492
		0.000	24.00	24.00		0.000	27.00	24.00	Bottom Edge 10mm	0.000	0.000	0.000	0.000	0.000	0.000	0.000	0.000	0.000
DC_66 A+n77 A	Ant.0	0.210	24.00	24.00	Ant.4	0.080	27.00	24.00	Front Side 10mm	0.210	0.040	0.250	0.097	0.063	0.017	0.364	0.410	0.330
		0.416	24.00	24.00		0.349	27.00	24.00	Back Side 10mm	0.416	0.175	0.591	0.250	0.427	0.043	0.884	1.268	1.061
		0.171	24.00	24.00		0.439	27.00	24.00	Left Edge 10mm	0.171	0.220	0.391	0.000	0.000	0.000	0.391	0.391	0.391
		0.109	24.00	24.00		0.000	27.00	24.00	Right Edge 10mm	0.109	0.000	0.109	0.169	0.291	0.041	0.319	0.569	0.441
		0.000	24.00	24.00		0.049	27.00	24.00	Top Edge 10mm	0.000	0.025	0.025	0.152	0.444	0.023	0.200	0.621	0.492
		0.468	24.00	24.00		0.000	27.00	24.00	Bottom Edge 10mm	0.468	0.000	0.468	0.000	0.000	0.000	0.468	0.468	0.468
DC_71 A+n77 A	Ant.0	0.135	24.00	24.00	Ant.4	0.080	27.00	24.00	Front Side 10mm	0.135	0.040	0.175	0.097	0.063	0.017	0.289	0.335	0.255
		0.280	24.00	24.00		0.349	27.00	24.00	Back Side 10mm	0.280	0.175	0.455	0.250	0.427	0.043	0.748	1.132	0.925
		0.161	24.00	24.00		0.439	27.00	24.00	Left Edge 10mm	0.161	0.220	0.381	0.000	0.000	0.000	0.381	0.381	0.381
		0.077	24.00	24.00		0.000	27.00	24.00	Right Edge 10mm	0.077	0.000	0.077	0.169	0.291	0.041	0.287	0.537	0.409
		0.000	24.00	24.00		0.049	27.00	24.00	Top Edge 10mm	0.000	0.025	0.025	0.152	0.444	0.023	0.200	0.621	0.492
		0.258	24.00	24.00		0.000	27.00	24.00	Bottom Edge 10mm	0.258	0.000	0.258	0.000	0.000	0.000	0.258	0.258	0.258
DC_2A +n78A	Ant.0	0.064	24.00	24.00	Ant.4	0.087	27.00	24.00	Front Side 10mm	0.064	0.044	0.108	0.097	0.063	0.017	0.222	0.268	0.188
		0.535	24.00	24.00		0.222	27.00	24.00	Back Side 10mm	0.535	0.111	0.646	0.250	0.427	0.043	0.939	1.323	1.116

		0.142	24.00	24.00		0.498	27.00	24.00	Left Edge 10mm	0.142	0.250	0.392	0.000	0.000	0.000	0.392	0.392	0.392
		0.022	24.00	24.00		0.000	27.00	24.00	Right Edge 10mm	0.022	0.000	0.022	0.169	0.291	0.041	0.232	0.482	0.354
		0.000	24.00	24.00		0.068	27.00	24.00	Top Edge 10mm	0.000	0.034	0.034	0.152	0.444	0.023	0.209	0.630	0.501
		0.365	24.00	24.00		0.000	27.00	24.00	Bottom Edge 10mm	0.365	0.000	0.365	0.000	0.000	0.000	0.365	0.365	0.365
DC_4A +n78A	Ant.0	0.161	24.00	24.00	Ant.4	0.087	27.00	24.00	Front Side 10mm	0.161	0.044	0.205	0.097	0.063	0.017	0.319	0.365	0.285
		0.320	24.00	24.00		0.222	27.00	24.00	Back Side 10mm	0.320	0.111	0.431	0.250	0.427	0.043	0.724	1.108	0.901
		0.177	24.00	24.00		0.498	27.00	24.00	Left Edge 10mm	0.177	0.250	0.427	0.000	0.000	0.000	0.427	0.427	0.427
		0.095	24.00	24.00		0.000	27.00	24.00	Right Edge 10mm	0.095	0.000	0.095	0.169	0.291	0.041	0.305	0.555	0.427
		0.000	24.00	24.00		0.068	27.00	24.00	Top Edge 10mm	0.000	0.034	0.034	0.152	0.444	0.023	0.209	0.630	0.501
		0.336	24.00	24.00		0.000	27.00	24.00	Bottom Edge 10mm	0.336	0.000	0.336	0.000	0.000	0.000	0.336	0.336	0.336
DC_5A +n78A	Ant.0	0.066	24.00	24.00	Ant.4	0.087	27.00	24.00	Front Side 10mm	0.066	0.044	0.110	0.097	0.063	0.017	0.224	0.270	0.190
		0.207	24.00	24.00		0.222	27.00	24.00	Back Side 10mm	0.207	0.111	0.318	0.250	0.427	0.043	0.611	0.995	0.788
		0.058	24.00	24.00		0.498	27.00	24.00	Left Edge 10mm	0.058	0.250	0.308	0.000	0.000	0.000	0.308	0.308	0.308
		0.083	24.00	24.00		0.000	27.00	24.00	Right Edge 10mm	0.083	0.000	0.083	0.169	0.291	0.041	0.293	0.543	0.415
		0.000	24.00	24.00		0.068	27.00	24.00	Top Edge 10mm	0.000	0.034	0.034	0.152	0.444	0.023	0.209	0.630	0.501
		0.073	24.00	24.00		0.000	27.00	24.00	Bottom Edge 10mm	0.073	0.000	0.073	0.000	0.000	0.000	0.073	0.073	0.073
DC_7A +n78A	Ant.6	0.090	24.00	21.00	Ant.4	0.087	27.00	24.00	Front Side 10mm	0.045	0.044	0.089	0.097	0.063	0.017	0.203	0.249	0.169
		0.203	24.00	21.00		0.222	27.00	24.00	Back Side 10mm	0.102	0.111	0.213	0.250	0.427	0.043	0.506	0.890	0.683
		0.239	24.00	21.00		0.498	27.00	24.00	Left Edge 10mm	0.120	0.250	0.369	0.000	0.000	0.000	0.369	0.369	0.369
		0.000	24.00	21.00		0.000	27.00	24.00	Right Edge 10mm	0.000	0.000	0.000	0.169	0.291	0.041	0.210	0.460	0.332
		0.000	24.00	21.00		0.068	27.00	24.00	Top Edge 10mm	0.000	0.034	0.034	0.152	0.444	0.023	0.209	0.630	0.501
		0.000	24.00	21.00		0.000	27.00	24.00	Bottom Edge 10mm	0.000	0.000	0.000	0.000	0.000	0.000	0.000	0.000	0.000
DC_12 A+n78 A	Ant.0	0.079	24.00	24.00	Ant.4	0.087	27.00	24.00	Front Side 10mm	0.079	0.044	0.123	0.097	0.063	0.017	0.237	0.283	0.203
		0.240	24.00	24.00		0.222	27.00	24.00	Back Side 10mm	0.240	0.111	0.351	0.250	0.427	0.043	0.644	1.028	0.821
		0.098	24.00	24.00		0.498	27.00	24.00	Left Edge 10mm	0.098	0.250	0.348	0.000	0.000	0.000	0.348	0.348	0.348
		0.085	24.00	24.00		0.000	27.00	24.00	Right Edge 10mm	0.085	0.000	0.085	0.169	0.291	0.041	0.295	0.545	0.417
		0.000	24.00	24.00		0.068	27.00	24.00	Top Edge 10mm	0.000	0.034	0.034	0.152	0.444	0.023	0.209	0.630	0.501
		0.015	24.00	24.00		0.000	27.00	24.00	Bottom Edge 10mm	0.015	0.000	0.015	0.000	0.000	0.000	0.015	0.015	0.015
DC_13 A+n78 A	Ant.0	0.071	24.00	24.00	Ant.4	0.087	27.00	24.00	Front Side 10mm	0.071	0.044	0.115	0.097	0.063	0.017	0.229	0.275	0.195
		0.215	24.00	24.00		0.222	27.00	24.00	Back Side 10mm	0.215	0.111	0.326	0.250	0.427	0.043	0.619	1.003	0.796
		0.087	24.00	24.00		0.498	27.00	24.00	Left Edge 10mm	0.087	0.250	0.337	0.000	0.000	0.000	0.337	0.337	0.337
		0.076	24.00	24.00		0.000	27.00	24.00	Right Edge 10mm	0.076	0.000	0.076	0.169	0.291	0.041	0.286	0.536	0.408
		0.000	24.00	24.00		0.068	27.00	24.00	Top Edge 10mm	0.000	0.034	0.034	0.152	0.444	0.023	0.209	0.630	0.501
		0.014	24.00	24.00		0.000	27.00	24.00	Bottom Edge 10mm	0.014	0.000	0.014	0.000	0.000	0.000	0.014	0.014	0.014
DC_25 A+n78 A	Ant.0	0.065	24.00	24.00	Ant.4	0.087	27.00	24.00	Front Side 10mm	0.065	0.044	0.109	0.097	0.063	0.017	0.223	0.269	0.189
		0.504	24.00	24.00		0.222	27.00	24.00	Back Side 10mm	0.504	0.111	0.615	0.250	0.427	0.043	0.908	1.292	1.085
		0.117	24.00	24.00		0.498	27.00	24.00	Left Edge 10mm	0.117	0.250	0.367	0.000	0.000	0.000	0.367	0.367	0.367
		0.031	24.00	24.00		0.000	27.00	24.00	Right Edge 10mm	0.031	0.000	0.031	0.169	0.291	0.041	0.241	0.491	0.363
		0.000	24.00	24.00		0.068	27.00	24.00	Top Edge 10mm	0.000	0.034	0.034	0.152	0.444	0.023	0.209	0.630	0.501

		0.373	24.00	24.00		0.000	27.00	24.00	Bottom Edge 10mm	0.373	0.000	0.373	0.000	0.000	0.000	0.373	0.373	0.373
DC_26 A+n78 A	Ant.0	0.030	24.00	24.00	Ant.4	0.087	27.00	24.00	Front Side 10mm	0.030	0.044	0.074	0.097	0.063	0.017	0.188	0.234	0.154
		0.095	24.00	24.00		0.222	27.00	24.00	Back Side 10mm	0.095	0.111	0.206	0.250	0.427	0.043	0.499	0.883	0.676
		0.027	24.00	24.00		0.498	27.00	24.00	Left Edge 10mm	0.027	0.250	0.277	0.000	0.000	0.000	0.277	0.277	0.277
		0.038	24.00	24.00		0.000	27.00	24.00	Right Edge 10mm	0.038	0.000	0.038	0.169	0.291	0.041	0.248	0.498	0.370
		0.000	24.00	24.00		0.068	27.00	24.00	Top Edge 10mm	0.000	0.034	0.034	0.152	0.444	0.023	0.209	0.630	0.501
		0.034	24.00	24.00		0.000	27.00	24.00	Bottom Edge 10mm	0.034	0.000	0.034	0.000	0.000	0.000	0.034	0.034	0.034
DC_38 A+n78 A	Ant.6	0.184	24.00	24.00	Ant.4	0.087	27.00	24.00	Front Side 10mm	0.184	0.044	0.228	0.097	0.063	0.017	0.342	0.388	0.308
		0.349	24.00	24.00		0.222	27.00	24.00	Back Side 10mm	0.349	0.111	0.460	0.250	0.427	0.043	0.753	1.137	0.930
		0.517	24.00	24.00		0.498	27.00	24.00	Left Edge 10mm	0.517	0.250	0.767	0.000	0.000	0.000	0.767	0.767	0.767
		0.000	24.00	24.00		0.000	27.00	24.00	Right Edge 10mm	0.000	0.000	0.000	0.169	0.291	0.041	0.210	0.460	0.332
		0.000	24.00	24.00		0.068	27.00	24.00	Top Edge 10mm	0.000	0.034	0.034	0.152	0.444	0.023	0.209	0.630	0.501
		0.000	24.00	24.00		0.000	27.00	24.00	Bottom Edge 10mm	0.000	0.000	0.000	0.000	0.000	0.000	0.000	0.000	0.000
DC_41 A+n78 A	Ant.6	0.142	24.00	24.00	Ant.4	0.087	27.00	24.00	Front Side 10mm	0.142	0.044	0.186	0.097	0.063	0.017	0.300	0.346	0.266
		0.415	24.00	24.00		0.222	27.00	24.00	Back Side 10mm	0.415	0.111	0.526	0.250	0.427	0.043	0.819	1.203	0.996
		0.353	24.00	24.00		0.498	27.00	24.00	Left Edge 10mm	0.353	0.250	0.603	0.000	0.000	0.000	0.603	0.603	0.603
		0.000	24.00	24.00		0.000	27.00	24.00	Right Edge 10mm	0.000	0.000	0.000	0.169	0.291	0.041	0.210	0.460	0.332
		0.000	24.00	24.00		0.068	27.00	24.00	Top Edge 10mm	0.000	0.034	0.034	0.152	0.444	0.023	0.209	0.630	0.501
		0.000	24.00	24.00		0.000	27.00	24.00	Bottom Edge 10mm	0.000	0.000	0.000	0.000	0.000	0.000	0.000	0.000	0.000
DC_66 A+n78 A	Ant.0	0.210	24.00	24.00	Ant.4	0.087	27.00	24.00	Front Side 10mm	0.210	0.044	0.254	0.097	0.063	0.017	0.368	0.414	0.334
		0.416	24.00	24.00		0.222	27.00	24.00	Back Side 10mm	0.416	0.111	0.527	0.250	0.427	0.043	0.820	1.204	0.997
		0.171	24.00	24.00		0.498	27.00	24.00	Left Edge 10mm	0.171	0.250	0.421	0.000	0.000	0.000	0.421	0.421	0.421
		0.109	24.00	24.00		0.000	27.00	24.00	Right Edge 10mm	0.109	0.000	0.109	0.169	0.291	0.041	0.319	0.569	0.441
		0.000	24.00	24.00		0.068	27.00	24.00	Top Edge 10mm	0.000	0.034	0.034	0.152	0.444	0.023	0.209	0.630	0.501
		0.468	24.00	24.00		0.000	27.00	24.00	Bottom Edge 10mm	0.468	0.000	0.468	0.000	0.000	0.000	0.468	0.468	0.468
DC_71 A+n78 A	Ant.0	0.135	24.00	24.00	Ant.4	0.087	27.00	24.00	Front Side 10mm	0.135	0.044	0.179	0.097	0.063	0.017	0.293	0.339	0.259
		0.280	24.00	24.00		0.222	27.00	24.00	Back Side 10mm	0.280	0.111	0.391	0.250	0.427	0.043	0.684	1.068	0.861
		0.161	24.00	24.00		0.498	27.00	24.00	Left Edge 10mm	0.161	0.250	0.411	0.000	0.000	0.000	0.411	0.411	0.411
		0.077	24.00	24.00		0.000	27.00	24.00	Right Edge 10mm	0.077	0.000	0.077	0.169	0.291	0.041	0.287	0.537	0.409
		0.000	24.00	24.00		0.068	27.00	24.00	Top Edge 10mm	0.000	0.034	0.034	0.152	0.444	0.023	0.209	0.630	0.501
		0.258	24.00	24.00		0.000	27.00	24.00	Bottom Edge 10mm	0.258	0.000	0.258	0.000	0.000	0.000	0.258	0.258	0.258

Note:

1: The simultaneous transmission combinations of the multiple antennas contain combinations of two antennas, so only the worst simultaneous transmission combinations was shown in this table.

2: The highest Summed 1g SAR is 1.461 W/Kg < 1.6 W/kg, so Simultaneous Transmission SAR test is not required.

12.2.6 Extremity Simultaneous Transmission SAR Evaluation for ENDC and WLAN and BT

Band	LTE Antenna	4G		ENDC	NR Antenna	SA		ENDC	Position	Stand alone SAR						SUM SAR		
		LTE SAR	LTE Max Power	LTE Max Power		NR SAR	NR Max Power	NR Max Power		LTE SAR	NR SAR	1 ENDC (LTE+NR)	2 2.4G WIFI Max.	3 5G WIFI Max.	4 Bluetooth Max.	1+2+4	1+2+3	1+3+4
DC_4A+n2A	Ant.5	0.085	21.00	21.00	Ant.0	0.166	24.00	21.00	Front Side 0mm	0.085	0.083	0.168	0.185	0.225	0.017	0.370	0.578	0.410
		0.401	21.00	21.00		1.113	24.00	21.00	Back Side 0mm	0.401	0.558	0.959	0.951	0.990	0.087	1.997	2.900	2.036
		0.000	21.00	21.00		0.297	24.00	21.00	Left Edge 0mm	0.000	0.149	0.149	0.000	0.000	0.000	0.149	0.149	0.149
		0.372	21.00	21.00		0.026	24.00	21.00	Right Edge 0mm	0.372	0.013	0.385	0.369	0.294	0.052	0.806	1.048	0.731
		0.000	21.00	21.00		0.000	24.00	21.00	Top Edge 0mm	0.000	0.000	0.000	0.321	0.571	0.024	0.345	0.892	0.595
		0.000	21.00	21.00		0.744	24.00	21.00	Bottom Edge 0mm	0.000	0.373	0.373	0.000	0.000	0.000	0.373	0.373	0.373
DC_5A+n2A	Ant.0	0.275	24.00	21.00	Ant.5	0.206	21.00	21.00	Front Side 0mm	0.138	0.206	0.344	0.185	0.225	0.017	0.546	0.754	0.586
		0.892	24.00	21.00		0.726	21.00	21.00	Back Side 0mm	0.447	0.726	1.173	0.951	0.990	0.087	2.211	3.114	2.250
		0.244	24.00	21.00		0.000	21.00	21.00	Left Edge 0mm	0.122	0.000	0.122	0.000	0.000	0.000	0.122	0.122	0.122
		0.355	24.00	21.00		0.676	21.00	21.00	Right Edge 0mm	0.178	0.676	0.854	0.369	0.294	0.052	1.275	1.517	1.200
		0.000	24.00	21.00		0.000	21.00	21.00	Top Edge 0mm	0.000	0.000	0.000	0.321	0.571	0.024	0.345	0.892	0.595
		0.309	24.00	21.00		0.000	21.00	21.00	Bottom Edge 0mm	0.155	0.000	0.155	0.000	0.000	0.000	0.155	0.155	0.155
DC_7A+n2A	Ant.5	0.517	24.00	21.00	Ant.0	0.166	24.00	21.00	Front Side 0mm	0.259	0.083	0.342	0.185	0.225	0.017	0.544	0.752	0.584
		1.055	24.00	21.00		1.113	24.00	21.00	Back Side 0mm	0.529	0.558	1.087	0.951	0.990	0.087	2.125	3.028	2.164
		0.000	24.00	21.00		0.297	24.00	21.00	Left Edge 0mm	0.000	0.149	0.149	0.000	0.000	0.000	0.149	0.149	0.149
		1.708	24.00	21.00		0.026	24.00	21.00	Right Edge 0mm	0.856	0.013	0.869	0.369	0.294	0.052	1.290	1.532	1.215
		0.000	24.00	21.00		0.000	24.00	21.00	Top Edge 0mm	0.000	0.000	0.000	0.321	0.571	0.024	0.345	0.892	0.595
		0.000	24.00	21.00		0.744	24.00	21.00	Bottom Edge 0mm	0.000	0.373	0.373	0.000	0.000	0.000	0.373	0.373	0.373
DC_12A+n2A	Ant.0	0.171	24.00	21.00	Ant.5	0.206	21.00	21.00	Front Side 0mm	0.086	0.206	0.292	0.185	0.225	0.017	0.494	0.702	0.534
		0.534	24.00	21.00		0.726	21.00	21.00	Back Side 0mm	0.268	0.726	0.994	0.951	0.990	0.087	2.032	2.935	2.071
		0.214	24.00	21.00		0.000	21.00	21.00	Left Edge 0mm	0.107	0.000	0.107	0.000	0.000	0.000	0.107	0.107	0.107
		0.180	24.00	21.00		0.676	21.00	21.00	Right Edge 0mm	0.090	0.676	0.766	0.369	0.294	0.052	1.187	1.429	1.112
		0.000	24.00	21.00		0.000	21.00	21.00	Top Edge 0mm	0.000	0.000	0.000	0.321	0.571	0.024	0.345	0.892	0.595
		0.036	24.00	21.00		0.000	21.00	21.00	Bottom Edge 0mm	0.018	0.000	0.018	0.000	0.000	0.000	0.018	0.018	0.018
DC_13A+n2A	Ant.0	0.231	24.00	21.00	Ant.5	0.206	21.00	21.00	Front Side 0mm	0.116	0.206	0.322	0.185	0.225	0.017	0.524	0.732	0.564
		0.716	24.00	21.00		0.726	21.00	21.00	Back Side 0mm	0.359	0.726	1.085	0.951	0.990	0.087	2.123	3.026	2.162
		0.288	24.00	21.00		0.000	21.00	21.00	Left Edge 0mm	0.144	0.000	0.144	0.000	0.000	0.000	0.144	0.144	0.144
		0.248	24.00	21.00		0.676	21.00	21.00	Right Edge 0mm	0.124	0.676	0.800	0.369	0.294	0.052	1.221	1.463	1.146
		0.000	24.00	21.00		0.000	21.00	21.00	Top Edge 0mm	0.000	0.000	0.000	0.321	0.571	0.024	0.345	0.892	0.595
		0.044	24.00	21.00		0.000	21.00	21.00	Bottom Edge 0mm	0.022	0.000	0.022	0.000	0.000	0.000	0.022	0.022	0.022
DC_66A+n2A	Ant.5	0.080	21.00	21.00	Ant.0	0.166	24.00	21.00	Front Side 0mm	0.080	0.083	0.163	0.185	0.225	0.017	0.365	0.573	0.405
		0.390	21.00	21.00		1.113	24.00	21.00	Back Side 0mm	0.390	0.558	0.948	0.951	0.990	0.087	1.986	2.889	2.025
		0.000	21.00	21.00		0.297	24.00	21.00	Left Edge 0mm	0.000	0.149	0.149	0.000	0.000	0.000	0.149	0.149	0.149

		0.362	21.00	21.00		0.026	24.00	21.00	Right Edge 0mm	0.362	0.013	0.375	0.369	0.294	0.052	0.796	1.038	0.721
		0.000	21.00	21.00		0.000	24.00	21.00	Top Edge 0mm	0.000	0.000	0.000	0.321	0.571	0.024	0.345	0.892	0.595
		0.000	21.00	21.00		0.744	24.00	21.00	Bottom Edge 0mm	0.000	0.373	0.373	0.000	0.000	0.000	0.373	0.373	0.373
DC_71 A+n2A	Ant.0	0.237	24.00	21.00	Ant.5	0.206	21.00	21.00	Front Side 0mm	0.119	0.206	0.325	0.185	0.225	0.017	0.527	0.735	0.567
		0.434	24.00	21.00		0.726	21.00	21.00	Back Side 0mm	0.218	0.726	0.944	0.951	0.990	0.087	1.982	2.885	2.021
		0.256	24.00	21.00		0.000	21.00	21.00	Left Edge 0mm	0.128	0.000	0.128	0.000	0.000	0.000	0.128	0.128	0.128
		0.124	24.00	21.00		0.676	21.00	21.00	Right Edge 0mm	0.062	0.676	0.738	0.369	0.294	0.052	1.159	1.401	1.084
		0.000	24.00	21.00		0.000	21.00	21.00	Top Edge 0mm	0.000	0.000	0.000	0.321	0.571	0.024	0.345	0.892	0.595
		0.395	24.00	21.00		0.000	21.00	21.00	Bottom Edge 0mm	0.198	0.000	0.198	0.000	0.000	0.000	0.198	0.198	0.198
DC_2A +n5A	Ant.5	0.170	21.00	21.00	Ant.0	0.166	24.00	21.00	Front Side 0mm	0.170	0.083	0.253	0.185	0.225	0.017	0.455	0.663	0.495
		0.688	21.00	21.00		1.113	24.00	21.00	Back Side 0mm	0.688	0.558	1.246	0.951	0.990	0.087	2.284	3.187	2.323
		0.000	21.00	21.00		0.297	24.00	21.00	Left Edge 0mm	0.000	0.149	0.149	0.000	0.000	0.000	0.149	0.149	0.149
		0.601	21.00	21.00		0.026	24.00	21.00	Right Edge 0mm	0.601	0.013	0.614	0.369	0.294	0.052	1.035	1.277	0.960
		0.000	21.00	21.00		0.000	24.00	21.00	Top Edge 0mm	0.000	0.000	0.000	0.321	0.571	0.024	0.345	0.892	0.595
		0.000	21.00	21.00		0.744	24.00	21.00	Bottom Edge 0mm	0.000	0.373	0.373	0.000	0.000	0.000	0.373	0.373	0.373
DC_7A +n5A	Ant.5	0.517	24.00	21.00	Ant.0	0.166	24.00	21.00	Front Side 0mm	0.259	0.083	0.342	0.185	0.225	0.017	0.544	0.752	0.584
		1.055	24.00	21.00		1.113	24.00	21.00	Back Side 0mm	0.529	0.558	1.087	0.951	0.990	0.087	2.125	3.028	2.164
		0.000	24.00	21.00		0.297	24.00	21.00	Left Edge 0mm	0.000	0.149	0.149	0.000	0.000	0.000	0.149	0.149	0.149
		1.708	24.00	21.00		0.026	24.00	21.00	Right Edge 0mm	0.856	0.013	0.869	0.369	0.294	0.052	1.290	1.532	1.215
		0.000	24.00	21.00		0.000	24.00	21.00	Top Edge 0mm	0.000	0.000	0.000	0.321	0.571	0.024	0.345	0.892	0.595
		0.000	24.00	21.00		0.744	24.00	21.00	Bottom Edge 0mm	0.000	0.373	0.373	0.000	0.000	0.000	0.373	0.373	0.373
DC_66 A+n5A	Ant.5	0.080	21.00	21.00	Ant.0	0.166	24.00	21.00	Front Side 0mm	0.080	0.083	0.163	0.185	0.225	0.017	0.365	0.573	0.405
		0.390	21.00	21.00		1.113	24.00	21.00	Back Side 0mm	0.390	0.558	0.948	0.951	0.990	0.087	1.986	2.889	2.025
		0.000	21.00	21.00		0.297	24.00	21.00	Left Edge 0mm	0.000	0.149	0.149	0.000	0.000	0.000	0.149	0.149	0.149
		0.362	21.00	21.00		0.026	24.00	21.00	Right Edge 0mm	0.362	0.013	0.375	0.369	0.294	0.052	0.796	1.038	0.721
		0.000	21.00	21.00		0.000	24.00	21.00	Top Edge 0mm	0.000	0.000	0.000	0.321	0.571	0.024	0.345	0.892	0.595
		0.000	21.00	21.00		0.744	24.00	21.00	Bottom Edge 0mm	0.000	0.373	0.373	0.000	0.000	0.000	0.373	0.373	0.373
DC_2A +n7A	Ant.0	0.166	24.00	21.00	Ant.5	0.697	25.50	21.00	Front Side 0mm	0.083	0.247	0.331	0.185	0.225	0.017	0.533	0.741	0.573
		1.113	24.00	21.00		1.484	25.50	21.00	Back Side 0mm	0.558	0.527	1.084	0.951	0.990	0.087	2.122	3.025	2.161
		0.297	24.00	21.00		0.000	25.50	21.00	Left Edge 0mm	0.149	0.000	0.149	0.000	0.000	0.000	0.149	0.149	0.149
		0.027	24.00	21.00		1.664	25.50	21.00	Right Edge 0mm	0.014	0.590	0.604	0.369	0.294	0.052	1.025	1.267	0.950
		0.000	24.00	21.00		0.000	25.50	21.00	Top Edge 0mm	0.000	0.000	0.000	0.321	0.571	0.024	0.345	0.892	0.595
		0.742	24.00	21.00		0.000	25.50	21.00	Bottom Edge 0mm	0.372	0.000	0.372	0.000	0.000	0.000	0.372	0.372	0.372
DC_4A +n7A	Ant.0	0.301	24.00	21.00	Ant.5	0.697	25.50	21.00	Front Side 0mm	0.151	0.247	0.398	0.185	0.225	0.017	0.600	0.808	0.640
		0.758	24.00	21.00		1.484	25.50	21.00	Back Side 0mm	0.380	0.527	0.906	0.951	0.990	0.087	1.944	2.847	1.983
		0.586	24.00	21.00		0.000	25.50	21.00	Left Edge 0mm	0.294	0.000	0.294	0.000	0.000	0.000	0.294	0.294	0.294
		0.139	24.00	21.00		1.664	25.50	21.00	Right Edge 0mm	0.070	0.590	0.660	0.369	0.294	0.052	1.081	1.323	1.006
		0.000	24.00	21.00		0.000	25.50	21.00	Top Edge 0mm	0.000	0.000	0.000	0.321	0.571	0.024	0.345	0.892	0.595
		1.392	24.00	21.00		0.000	25.50	21.00	Bottom Edge 0mm	0.698	0.000	0.698	0.000	0.000	0.000	0.698	0.698	0.698

DC_5A +n7A	Ant.0	0.275	24.00	21.00	Ant.5	0.697	25.50	21.00	Front Side 0mm	0.138	0.247	0.385	0.185	0.225	0.017	0.587	0.795	0.627
		0.892	24.00	21.00		1.484	25.50	21.00	Back Side 0mm	0.447	0.527	0.974	0.951	0.990	0.087	2.012	2.915	2.051
		0.244	24.00	21.00		0.000	25.50	21.00	Left Edge 0mm	0.122	0.000	0.122	0.000	0.000	0.000	0.122	0.122	0.122
		0.355	24.00	21.00		1.664	25.50	21.00	Right Edge 0mm	0.178	0.590	0.768	0.369	0.294	0.052	1.189	1.431	1.114
		0.000	24.00	21.00		0.000	25.50	21.00	Top Edge 0mm	0.000	0.000	0.000	0.321	0.571	0.024	0.345	0.892	0.595
		0.309	24.00	21.00		0.000	25.50	21.00	Bottom Edge 0mm	0.155	0.000	0.155	0.000	0.000	0.000	0.155	0.155	0.155
DC_12 A+n7A	Ant.0	0.171	24.00	21.00	Ant.5	0.697	25.50	21.00	Front Side 0mm	0.086	0.247	0.333	0.185	0.225	0.017	0.535	0.743	0.575
		0.534	24.00	21.00		1.484	25.50	21.00	Back Side 0mm	0.268	0.527	0.794	0.951	0.990	0.087	1.832	2.735	1.871
		0.214	24.00	21.00		0.000	25.50	21.00	Left Edge 0mm	0.107	0.000	0.107	0.000	0.000	0.000	0.107	0.107	0.107
		0.180	24.00	21.00		1.664	25.50	21.00	Right Edge 0mm	0.090	0.590	0.681	0.369	0.294	0.052	1.102	1.344	1.027
		0.000	24.00	21.00		0.000	25.50	21.00	Top Edge 0mm	0.000	0.000	0.000	0.321	0.571	0.024	0.345	0.892	0.595
		0.036	24.00	21.00		0.000	25.50	21.00	Bottom Edge 0mm	0.018	0.000	0.018	0.000	0.000	0.000	0.018	0.018	0.018
DC_13 A+n7A	Ant.0	0.231	24.00	21.00	Ant.5	0.697	25.50	21.00	Front Side 0mm	0.116	0.247	0.363	0.185	0.225	0.017	0.565	0.773	0.605
		0.716	24.00	21.00		1.484	25.50	21.00	Back Side 0mm	0.359	0.527	0.885	0.951	0.990	0.087	1.923	2.826	1.962
		0.288	24.00	21.00		0.000	25.50	21.00	Left Edge 0mm	0.144	0.000	0.144	0.000	0.000	0.000	0.144	0.144	0.144
		0.248	24.00	21.00		1.664	25.50	21.00	Right Edge 0mm	0.124	0.590	0.715	0.369	0.294	0.052	1.136	1.378	1.061
		0.000	24.00	21.00		0.000	25.50	21.00	Top Edge 0mm	0.000	0.000	0.000	0.321	0.571	0.024	0.345	0.892	0.595
		0.044	24.00	21.00		0.000	25.50	21.00	Bottom Edge 0mm	0.022	0.000	0.022	0.000	0.000	0.000	0.022	0.022	0.022
DC_66 A+n7A	Ant.0	0.370	24.00	21.00	Ant.5	0.697	25.50	21.00	Front Side 0mm	0.185	0.247	0.433	0.185	0.225	0.017	0.635	0.843	0.675
		1.009	24.00	21.00		1.484	25.50	21.00	Back Side 0mm	0.506	0.527	1.032	0.951	0.990	0.087	2.070	2.973	2.109
		0.481	24.00	21.00		0.000	25.50	21.00	Left Edge 0mm	0.241	0.000	0.241	0.000	0.000	0.000	0.241	0.241	0.241
		0.162	24.00	21.00		1.664	25.50	21.00	Right Edge 0mm	0.081	0.590	0.672	0.369	0.294	0.052	1.093	1.335	1.018
		0.000	24.00	21.00		0.000	25.50	21.00	Top Edge 0mm	0.000	0.000	0.000	0.321	0.571	0.024	0.345	0.892	0.595
		1.674	24.00	21.00		0.000	25.50	21.00	Bottom Edge 0mm	0.839	0.000	0.839	0.000	0.000	0.000	0.839	0.839	0.839
DC_2A +n12A	Ant.5	0.170	21.00	21.00	Ant.0	0.144	24.00	21.00	Front Side 0mm	0.170	0.072	0.242	0.185	0.225	0.017	0.444	0.652	0.484
		0.688	21.00	21.00		0.487	24.00	21.00	Back Side 0mm	0.688	0.244	0.932	0.951	0.990	0.087	1.970	2.873	2.009
		0.000	21.00	21.00		0.193	24.00	21.00	Left Edge 0mm	0.000	0.097	0.097	0.000	0.000	0.000	0.097	0.097	0.097
		0.601	21.00	21.00		0.105	24.00	21.00	Right Edge 0mm	0.601	0.053	0.654	0.369	0.294	0.052	1.075	1.317	1.000
		0.000	21.00	21.00		0.000	24.00	21.00	Top Edge 0mm	0.000	0.000	0.000	0.321	0.571	0.024	0.345	0.892	0.595
		0.000	21.00	21.00		0.025	24.00	21.00	Bottom Edge 0mm	0.000	0.013	0.013	0.000	0.000	0.000	0.013	0.013	0.013
DC_66 A+n12 A	Ant.5	0.080	21.00	21.00	Ant.0	0.144	24.00	21.00	Front Side 0mm	0.080	0.072	0.152	0.185	0.225	0.017	0.354	0.562	0.394
		0.390	21.00	21.00		0.487	24.00	21.00	Back Side 0mm	0.390	0.244	0.634	0.951	0.990	0.087	1.672	2.575	1.711
		0.000	21.00	21.00		0.193	24.00	21.00	Left Edge 0mm	0.000	0.097	0.097	0.000	0.000	0.000	0.097	0.097	0.097
		0.362	21.00	21.00		0.105	24.00	21.00	Right Edge 0mm	0.362	0.053	0.415	0.369	0.294	0.052	0.836	1.078	0.761
		0.000	21.00	21.00		0.000	24.00	21.00	Top Edge 0mm	0.000	0.000	0.000	0.321	0.571	0.024	0.345	0.892	0.595
		0.000	21.00	21.00		0.025	24.00	21.00	Bottom Edge 0mm	0.000	0.013	0.013	0.000	0.000	0.000	0.013	0.013	0.013
DC_5A +n25A	Ant.0	0.275	24.00	21.00	Ant.5	0.234	21.00	21.00	Front Side 0mm	0.138	0.234	0.372	0.185	0.225	0.017	0.574	0.782	0.614
		0.892	24.00	21.00		0.821	21.00	21.00	Back Side 0mm	0.447	0.821	1.268	0.951	0.990	0.087	2.306	3.209	2.345
		0.244	24.00	21.00		0.000	21.00	21.00	Left Edge 0mm	0.122	0.000	0.122	0.000	0.000	0.000	0.122	0.122	0.122

		0.355	24.00	21.00		0.765	21.00	21.00	Right Edge 0mm	0.178	0.765	0.943	0.369	0.294	0.052	1.364	1.606	1.289
		0.000	24.00	21.00		0.000	21.00	21.00	Top Edge 0mm	0.000	0.000	0.000	0.321	0.571	0.024	0.345	0.892	0.595
		0.309	24.00	21.00		0.000	21.00	21.00	Bottom Edge 0mm	0.155	0.000	0.155	0.000	0.000	0.000	0.155	0.155	0.155
DC_7A +n25A	Ant.5	0.517	24.00	21.00	Ant.0	0.134	24.00	21.00	Front Side 0mm	0.259	0.067	0.326	0.185	0.225	0.017	0.528	0.736	0.568
		1.055	24.00	21.00		0.896	24.00	21.00	Back Side 0mm	0.529	0.449	0.978	0.951	0.990	0.087	2.016	2.919	2.055
		0.000	24.00	21.00		0.239	24.00	21.00	Left Edge 0mm	0.000	0.120	0.120	0.000	0.000	0.000	0.120	0.120	0.120
		1.708	24.00	21.00		0.021	24.00	21.00	Right Edge 0mm	0.856	0.011	0.867	0.369	0.294	0.052	1.288	1.530	1.213
		0.000	24.00	21.00		0.000	24.00	21.00	Top Edge 0mm	0.000	0.000	0.000	0.321	0.571	0.024	0.345	0.892	0.595
		0.000	24.00	21.00		0.594	24.00	21.00	Bottom Edge 0mm	0.000	0.298	0.298	0.000	0.000	0.000	0.298	0.298	0.298
DC_12 A+n25 A	Ant.0	0.171	24.00	21.00	Ant.5	0.234	21.00	21.00	Front Side 0mm	0.086	0.234	0.320	0.185	0.225	0.017	0.522	0.730	0.562
		0.534	24.00	21.00		0.821	21.00	21.00	Back Side 0mm	0.268	0.821	1.089	0.951	0.990	0.087	2.127	3.030	2.166
		0.214	24.00	21.00		0.000	21.00	21.00	Left Edge 0mm	0.107	0.000	0.107	0.000	0.000	0.000	0.107	0.107	0.107
		0.180	24.00	21.00		0.765	21.00	21.00	Right Edge 0mm	0.090	0.765	0.855	0.369	0.294	0.052	1.276	1.518	1.201
		0.000	24.00	21.00		0.000	21.00	21.00	Top Edge 0mm	0.000	0.000	0.000	0.321	0.571	0.024	0.345	0.892	0.595
		0.036	24.00	21.00		0.000	21.00	21.00	Bottom Edge 0mm	0.018	0.000	0.018	0.000	0.000	0.000	0.018	0.018	0.018
DC_13 A+n25 A	Ant.0	0.231	24.00	21.00	Ant.5	0.234	21.00	21.00	Front Side 0mm	0.116	0.234	0.350	0.185	0.225	0.017	0.552	0.760	0.592
		0.716	24.00	21.00		0.821	21.00	21.00	Back Side 0mm	0.359	0.821	1.180	0.951	0.990	0.087	2.218	3.121	2.257
		0.288	24.00	21.00		0.000	21.00	21.00	Left Edge 0mm	0.144	0.000	0.144	0.000	0.000	0.000	0.144	0.144	0.144
		0.248	24.00	21.00		0.765	21.00	21.00	Right Edge 0mm	0.124	0.765	0.889	0.369	0.294	0.052	1.310	1.552	1.235
		0.000	24.00	21.00		0.000	21.00	21.00	Top Edge 0mm	0.000	0.000	0.000	0.321	0.571	0.024	0.345	0.892	0.595
		0.044	24.00	21.00		0.000	21.00	21.00	Bottom Edge 0mm	0.022	0.000	0.022	0.000	0.000	0.000	0.022	0.022	0.022
DC_26 A+n25 A	Ant.0	0.215	24.00	21.00	Ant.5	0.234	21.00	21.00	Front Side 0mm	0.108	0.234	0.342	0.185	0.225	0.017	0.544	0.752	0.584
		0.693	24.00	21.00		0.821	21.00	21.00	Back Side 0mm	0.347	0.821	1.168	0.951	0.990	0.087	2.206	3.109	2.245
		0.185	24.00	21.00		0.000	21.00	21.00	Left Edge 0mm	0.093	0.000	0.093	0.000	0.000	0.000	0.093	0.093	0.093
		0.273	24.00	21.00		0.765	21.00	21.00	Right Edge 0mm	0.137	0.765	0.902	0.369	0.294	0.052	1.323	1.565	1.248
		0.000	24.00	21.00		0.000	21.00	21.00	Top Edge 0mm	0.000	0.000	0.000	0.321	0.571	0.024	0.345	0.892	0.595
		0.238	24.00	21.00		0.000	21.00	21.00	Bottom Edge 0mm	0.119	0.000	0.119	0.000	0.000	0.000	0.119	0.119	0.119
DC_66 A+n25 A	Ant.5	0.080	21.00	21.00	Ant.0	0.134	24.00	21.00	Front Side 0mm	0.080	0.067	0.147	0.185	0.225	0.017	0.349	0.557	0.389
		0.390	21.00	21.00		0.896	24.00	21.00	Back Side 0mm	0.390	0.449	0.839	0.951	0.990	0.087	1.877	2.780	1.916
		0.000	21.00	21.00		0.239	24.00	21.00	Left Edge 0mm	0.000	0.120	0.120	0.000	0.000	0.000	0.120	0.120	0.120
		0.362	21.00	21.00		0.021	24.00	21.00	Right Edge 0mm	0.362	0.011	0.373	0.369	0.294	0.052	0.794	1.036	0.719
		0.000	21.00	21.00		0.000	24.00	21.00	Top Edge 0mm	0.000	0.000	0.000	0.321	0.571	0.024	0.345	0.892	0.595
		0.000	21.00	21.00		0.594	24.00	21.00	Bottom Edge 0mm	0.000	0.298	0.298	0.000	0.000	0.000	0.298	0.298	0.298
DC_71 A+n25 A	Ant.0	0.237	24.00	21.00	Ant.5	0.234	21.00	21.00	Front Side 0mm	0.119	0.234	0.353	0.185	0.225	0.017	0.555	0.763	0.595
		0.434	24.00	21.00		0.821	21.00	21.00	Back Side 0mm	0.218	0.821	1.039	0.951	0.990	0.087	2.077	2.980	2.116
		0.256	24.00	21.00		0.000	21.00	21.00	Left Edge 0mm	0.128	0.000	0.128	0.000	0.000	0.000	0.128	0.128	0.128
		0.124	24.00	21.00		0.765	21.00	21.00	Right Edge 0mm	0.062	0.765	0.827	0.369	0.294	0.052	1.248	1.490	1.173
		0.000	24.00	21.00		0.000	21.00	21.00	Top Edge 0mm	0.000	0.000	0.000	0.321	0.571	0.024	0.345	0.892	0.595
		0.395	24.00	21.00		0.000	21.00	21.00	Bottom Edge 0mm	0.198	0.000	0.198	0.000	0.000	0.000	0.198	0.198	0.198

DC_2A +n38A	Ant.0	0.166	24.00	21.00	Ant.5	0.608	25.00	21.00	Front Side 0mm	0.083	0.242	0.325	0.185	0.225	0.017	0.527	0.735	0.567
		1.113	24.00	21.00		1.133	25.00	21.00	Back Side 0mm	0.558	0.451	1.009	0.951	0.990	0.087	2.047	2.950	2.086
		0.297	24.00	21.00		0.000	25.00	21.00	Left Edge 0mm	0.149	0.000	0.149	0.000	0.000	0.000	0.149	0.149	0.149
		0.027	24.00	21.00		1.397	25.00	21.00	Right Edge 0mm	0.014	0.556	0.570	0.369	0.294	0.052	0.991	1.233	0.916
		0.000	24.00	21.00		0.000	25.00	21.00	Top Edge 0mm	0.000	0.000	0.000	0.321	0.571	0.024	0.345	0.892	0.595
		0.742	24.00	21.00		0.000	25.00	21.00	Bottom Edge 0mm	0.372	0.000	0.372	0.000	0.000	0.000	0.372	0.372	0.372
DC_4A +n38A	Ant.0	0.301	24.00	21.00	Ant.5	0.608	25.00	21.00	Front Side 0mm	0.151	0.242	0.393	0.185	0.225	0.017	0.595	0.803	0.635
		0.758	24.00	21.00		1.133	25.00	21.00	Back Side 0mm	0.380	0.451	0.831	0.951	0.990	0.087	1.869	2.772	1.908
		0.586	24.00	21.00		0.000	25.00	21.00	Left Edge 0mm	0.294	0.000	0.294	0.000	0.000	0.000	0.294	0.294	0.294
		0.139	24.00	21.00		1.397	25.00	21.00	Right Edge 0mm	0.070	0.556	0.626	0.369	0.294	0.052	1.047	1.289	0.972
		0.000	24.00	21.00		0.000	25.00	21.00	Top Edge 0mm	0.000	0.000	0.000	0.321	0.571	0.024	0.345	0.892	0.595
		1.392	24.00	21.00		0.000	25.00	21.00	Bottom Edge 0mm	0.698	0.000	0.698	0.000	0.000	0.000	0.698	0.698	0.698
DC_5A +n38A	Ant.0	0.275	24.00	21.00	Ant.5	0.608	25.00	21.00	Front Side 0mm	0.138	0.242	0.380	0.185	0.225	0.017	0.582	0.790	0.622
		0.892	24.00	21.00		1.133	25.00	21.00	Back Side 0mm	0.447	0.451	0.898	0.951	0.990	0.087	1.936	2.839	1.975
		0.244	24.00	21.00		0.000	25.00	21.00	Left Edge 0mm	0.122	0.000	0.122	0.000	0.000	0.000	0.122	0.122	0.122
		0.355	24.00	21.00		1.397	25.00	21.00	Right Edge 0mm	0.178	0.556	0.734	0.369	0.294	0.052	1.155	1.397	1.080
		0.000	24.00	21.00		0.000	25.00	21.00	Top Edge 0mm	0.000	0.000	0.000	0.321	0.571	0.024	0.345	0.892	0.595
		0.309	24.00	21.00		0.000	25.00	21.00	Bottom Edge 0mm	0.155	0.000	0.155	0.000	0.000	0.000	0.155	0.155	0.155
DC_12 A+n38 A	Ant.0	0.171	24.00	21.00	Ant.5	0.608	25.00	21.00	Front Side 0mm	0.086	0.242	0.328	0.185	0.225	0.017	0.530	0.738	0.570
		0.534	24.00	21.00		1.133	25.00	21.00	Back Side 0mm	0.268	0.451	0.719	0.951	0.990	0.087	1.757	2.660	1.796
		0.214	24.00	21.00		0.000	25.00	21.00	Left Edge 0mm	0.107	0.000	0.107	0.000	0.000	0.000	0.107	0.107	0.107
		0.180	24.00	21.00		1.397	25.00	21.00	Right Edge 0mm	0.090	0.556	0.646	0.369	0.294	0.052	1.067	1.309	0.992
		0.000	24.00	21.00		0.000	25.00	21.00	Top Edge 0mm	0.000	0.000	0.000	0.321	0.571	0.024	0.345	0.892	0.595
		0.036	24.00	21.00		0.000	25.00	21.00	Bottom Edge 0mm	0.018	0.000	0.018	0.000	0.000	0.000	0.018	0.018	0.018
DC_66 A+n38 A	Ant.0	0.370	24.00	21.00	Ant.5	0.608	25.00	21.00	Front Side 0mm	0.185	0.242	0.427	0.185	0.225	0.017	0.629	0.837	0.669
		1.009	24.00	21.00		1.133	25.00	21.00	Back Side 0mm	0.506	0.451	0.957	0.951	0.990	0.087	1.995	2.898	2.034
		0.481	24.00	21.00		0.000	25.00	21.00	Left Edge 0mm	0.241	0.000	0.241	0.000	0.000	0.000	0.241	0.241	0.241
		0.162	24.00	21.00		1.397	25.00	21.00	Right Edge 0mm	0.081	0.556	0.637	0.369	0.294	0.052	1.058	1.300	0.983
		0.000	24.00	21.00		0.000	25.00	21.00	Top Edge 0mm	0.000	0.000	0.000	0.321	0.571	0.024	0.345	0.892	0.595
		1.674	24.00	21.00		0.000	25.00	21.00	Bottom Edge 0mm	0.839	0.000	0.839	0.000	0.000	0.000	0.839	0.839	0.839
DC_71 A+n38 A	Ant.0	0.237	24.00	21.00	Ant.5	0.608	25.00	21.00	Front Side 0mm	0.119	0.242	0.361	0.185	0.225	0.017	0.563	0.771	0.603
		0.434	24.00	21.00		1.133	25.00	21.00	Back Side 0mm	0.218	0.451	0.669	0.951	0.990	0.087	1.707	2.610	1.746
		0.256	24.00	21.00		0.000	25.00	21.00	Left Edge 0mm	0.128	0.000	0.128	0.000	0.000	0.000	0.128	0.128	0.128
		0.124	24.00	21.00		1.397	25.00	21.00	Right Edge 0mm	0.062	0.556	0.618	0.369	0.294	0.052	1.039	1.281	0.964
		0.000	24.00	21.00		0.000	25.00	21.00	Top Edge 0mm	0.000	0.000	0.000	0.321	0.571	0.024	0.345	0.892	0.595
		0.395	24.00	21.00		0.000	25.00	21.00	Bottom Edge 0mm	0.198	0.000	0.198	0.000	0.000	0.000	0.198	0.198	0.198
DC_2A +n41A	Ant.0	0.166	24.00	24.00	Ant.5	0.693	27.00	24.00	Front Side 0mm	0.166	0.347	0.513	0.185	0.225	0.017	0.715	0.923	0.755
		1.113	24.00	24.00		1.313	27.00	24.00	Back Side 0mm	1.113	0.658	1.771	0.951	0.990	0.087	2.809	**3.712**	2.848
		0.297	24.00	24.00		0.000	27.00	24.00	Left Edge 0mm	0.297	0.000	0.297	0.000	0.000	0.000	0.297	0.297	0.297

		0.027	24.00	24.00		1.445	27.00	24.00	Right Edge 0mm	0.027	0.724	0.751	0.369	0.294	0.052	1.172	1.414	1.097
		0.000	24.00	24.00		0.000	27.00	24.00	Top Edge 0mm	0.000	0.000	0.000	0.321	0.571	0.024	0.345	0.892	0.595
		0.742	24.00	24.00		0.000	27.00	24.00	Bottom Edge 0mm	0.742	0.000	0.742	0.000	0.000	0.000	0.742	0.742	0.742
DC_4A +n41A	Ant.0	0.301	24.00	24.00	Ant.5	0.693	27.00	24.00	Front Side 0mm	0.301	0.347	0.648	0.185	0.225	0.017	0.850	1.058	0.890
		0.758	24.00	24.00		1.313	27.00	24.00	Back Side 0mm	0.758	0.658	1.416	0.951	0.990	0.087	2.454	3.357	2.493
		0.586	24.00	24.00		0.000	27.00	24.00	Left Edge 0mm	0.586	0.000	0.586	0.000	0.000	0.000	0.586	0.586	0.586
		0.139	24.00	24.00		1.445	27.00	24.00	Right Edge 0mm	0.139	0.724	0.863	0.369	0.294	0.052	1.284	1.526	1.209
		0.000	24.00	24.00		0.000	27.00	24.00	Top Edge 0mm	0.000	0.000	0.000	0.321	0.571	0.024	0.345	0.892	0.595
		1.392	24.00	24.00		0.000	27.00	24.00	Bottom Edge 0mm	1.392	0.000	1.392	0.000	0.000	0.000	1.392	1.392	1.392
DC_5A +n41A	Ant.0	0.275	24.00	24.00	Ant.5	0.693	27.00	24.00	Front Side 0mm	0.275	0.347	0.622	0.185	0.225	0.017	0.824	1.032	0.864
		0.892	24.00	24.00		1.313	27.00	24.00	Back Side 0mm	0.892	0.658	1.550	0.951	0.990	0.087	2.588	3.491	2.627
		0.244	24.00	24.00		0.000	27.00	24.00	Left Edge 0mm	0.244	0.000	0.244	0.000	0.000	0.000	0.244	0.244	0.244
		0.355	24.00	24.00		1.445	27.00	24.00	Right Edge 0mm	0.355	0.724	1.079	0.369	0.294	0.052	1.500	1.742	1.425
		0.000	24.00	24.00		0.000	27.00	24.00	Top Edge 0mm	0.000	0.000	0.000	0.321	0.571	0.024	0.345	0.892	0.595
		0.309	24.00	24.00		0.000	27.00	24.00	Bottom Edge 0mm	0.309	0.000	0.309	0.000	0.000	0.000	0.309	0.309	0.309
DC_12 A+n41 A	Ant.0	0.171	24.00	24.00	Ant.5	0.693	27.00	24.00	Front Side 0mm	0.171	0.347	0.518	0.185	0.225	0.017	0.720	0.928	0.760
		0.534	24.00	24.00		1.313	27.00	24.00	Back Side 0mm	0.534	0.658	1.192	0.951	0.990	0.087	2.230	3.133	2.269
		0.214	24.00	24.00		0.000	27.00	24.00	Left Edge 0mm	0.214	0.000	0.214	0.000	0.000	0.000	0.214	0.214	0.214
		0.180	24.00	24.00		1.445	27.00	24.00	Right Edge 0mm	0.180	0.724	0.904	0.369	0.294	0.052	1.325	1.567	1.250
		0.000	24.00	24.00		0.000	27.00	24.00	Top Edge 0mm	0.000	0.000	0.000	0.321	0.571	0.024	0.345	0.892	0.595
		0.036	24.00	24.00		0.000	27.00	24.00	Bottom Edge 0mm	0.036	0.000	0.036	0.000	0.000	0.000	0.036	0.036	0.036
DC_25 A+n41 A	Ant.0	0.141	24.00	24.00	Ant.5	0.693	27.00	24.00	Front Side 0mm	0.141	0.347	0.488	0.185	0.225	0.017	0.690	0.898	0.730
		0.942	24.00	24.00		1.313	27.00	24.00	Back Side 0mm	0.942	0.658	1.600	0.951	0.990	0.087	2.638	3.541	2.677
		0.250	24.00	24.00		0.000	27.00	24.00	Left Edge 0mm	0.250	0.000	0.250	0.000	0.000	0.000	0.250	0.250	0.250
		0.022	24.00	24.00		1.445	27.00	24.00	Right Edge 0mm	0.022	0.724	0.746	0.369	0.294	0.052	1.167	1.409	1.092
		0.000	24.00	24.00		0.000	27.00	24.00	Top Edge 0mm	0.000	0.000	0.000	0.321	0.571	0.024	0.345	0.892	0.595
		0.626	24.00	24.00		0.000	27.00	24.00	Bottom Edge 0mm	0.626	0.000	0.626	0.000	0.000	0.000	0.626	0.626	0.626
DC_26 A+n41 A	Ant.0	0.215	24.00	24.00	Ant.5	0.693	27.00	24.00	Front Side 0mm	0.215	0.347	0.562	0.185	0.225	0.017	0.764	0.972	0.804
		0.693	24.00	24.00		1.313	27.00	24.00	Back Side 0mm	0.693	0.658	1.351	0.951	0.990	0.087	2.389	3.292	2.428
		0.185	24.00	24.00		0.000	27.00	24.00	Left Edge 0mm	0.185	0.000	0.185	0.000	0.000	0.000	0.185	0.185	0.185
		0.273	24.00	24.00		1.445	27.00	24.00	Right Edge 0mm	0.273	0.724	0.997	0.369	0.294	0.052	1.418	1.660	1.343
		0.000	24.00	24.00		0.000	27.00	24.00	Top Edge 0mm	0.000	0.000	0.000	0.321	0.571	0.024	0.345	0.892	0.595
		0.238	24.00	24.00		0.000	27.00	24.00	Bottom Edge 0mm	0.238	0.000	0.238	0.000	0.000	0.000	0.238	0.238	0.238
DC_66 A+n41 A	Ant.0	0.370	24.00	24.00	Ant.5	0.693	27.00	24.00	Front Side 0mm	0.370	0.347	0.717	0.185	0.225	0.017	0.919	1.127	0.959
		1.009	24.00	24.00		1.313	27.00	24.00	Back Side 0mm	1.009	0.658	1.667	0.951	0.990	0.087	2.705	3.608	2.744
		0.481	24.00	24.00		0.000	27.00	24.00	Left Edge 0mm	0.481	0.000	0.481	0.000	0.000	0.000	0.481	0.481	0.481
		0.162	24.00	24.00		1.445	27.00	24.00	Right Edge 0mm	0.162	0.724	0.886	0.369	0.294	0.052	1.307	1.549	1.232
		0.000	24.00	24.00		0.000	27.00	24.00	Top Edge 0mm	0.000	0.000	0.000	0.321	0.571	0.024	0.345	0.892	0.595
		1.674	24.00	24.00		0.000	27.00	24.00	Bottom Edge 0mm	1.674	0.000	1.674	0.000	0.000	0.000	1.674	1.674	1.674

DC_71 A+n41 A	Ant.0	0.237	24.00	24.00	Ant.5	0.693	27.00	24.00	Front Side 0mm	0.237	0.347	0.584	0.185	0.225	0.017	0.786	0.994	0.826
		0.434	24.00	24.00		1.313	27.00	24.00	Back Side 0mm	0.434	0.658	1.092	0.951	0.990	0.087	2.130	3.033	2.169
		0.256	24.00	24.00		0.000	27.00	24.00	Left Edge 0mm	0.256	0.000	0.256	0.000	0.000	0.000	0.256	0.256	0.256
		0.124	24.00	24.00		1.445	27.00	24.00	Right Edge 0mm	0.124	0.724	0.848	0.369	0.294	0.052	1.269	1.511	1.194
		0.000	24.00	24.00		0.000	27.00	24.00	Top Edge 0mm	0.000	0.000	0.000	0.321	0.571	0.024	0.345	0.892	0.595
		0.395	24.00	24.00		0.000	27.00	24.00	Bottom Edge 0mm	0.395	0.000	0.395	0.000	0.000	0.000	0.395	0.395	0.395
DC_2A +n66A	Ant.5	0.170	21.00	21.00	Ant.0	0.378	24.00	21.00	Front Side 0mm	0.170	0.189	0.359	0.185	0.225	0.017	0.561	0.769	0.601
		0.688	21.00	21.00		0.828	24.00	21.00	Back Side 0mm	0.688	0.415	1.103	0.951	0.990	0.087	2.141	3.044	2.180
		0.000	21.00	21.00		0.471	24.00	21.00	Left Edge 0mm	0.000	0.236	0.236	0.000	0.000	0.000	0.236	0.236	0.236
		0.601	21.00	21.00		0.102	24.00	21.00	Right Edge 0mm	0.601	0.051	0.652	0.369	0.294	0.052	1.073	1.315	0.998
		0.000	21.00	21.00		0.000	24.00	21.00	Top Edge 0mm	0.000	0.000	0.000	0.321	0.571	0.024	0.345	0.892	0.595
		0.000	21.00	21.00		0.991	24.00	21.00	Bottom Edge 0mm	0.000	0.497	0.497	0.000	0.000	0.000	0.497	0.497	0.497
DC_5A +n66A	Ant.0	0.275	24.00	21.00	Ant.5	0.093	21.00	21.00	Front Side 0mm	0.138	0.093	0.231	0.185	0.225	0.017	0.433	0.641	0.473
		0.892	24.00	21.00		0.443	21.00	21.00	Back Side 0mm	0.447	0.443	0.890	0.951	0.990	0.087	1.928	2.831	1.967
		0.244	24.00	21.00		0.000	21.00	21.00	Left Edge 0mm	0.122	0.000	0.122	0.000	0.000	0.000	0.122	0.122	0.122
		0.355	24.00	21.00		0.412	21.00	21.00	Right Edge 0mm	0.178	0.412	0.590	0.369	0.294	0.052	1.011	1.253	0.936
		0.000	24.00	21.00		0.000	21.00	21.00	Top Edge 0mm	0.000	0.000	0.000	0.321	0.571	0.024	0.345	0.892	0.595
		0.309	24.00	21.00		0.000	21.00	21.00	Bottom Edge 0mm	0.155	0.000	0.155	0.000	0.000	0.000	0.155	0.155	0.155
DC_7A +n66A	Ant.5	0.517	24.00	21.00	Ant.0	0.378	24.00	21.00	Front Side 0mm	0.259	0.189	0.449	0.185	0.225	0.017	0.651	0.859	0.691
		1.055	24.00	21.00		0.828	24.00	21.00	Back Side 0mm	0.529	0.415	0.944	0.951	0.990	0.087	1.982	2.885	2.021
		0.000	24.00	21.00		0.471	24.00	21.00	Left Edge 0mm	0.000	0.236	0.236	0.000	0.000	0.000	0.236	0.236	0.236
		1.708	24.00	21.00		0.102	24.00	21.00	Right Edge 0mm	0.856	0.051	0.907	0.369	0.294	0.052	1.328	1.570	1.253
		0.000	24.00	21.00		0.000	24.00	21.00	Top Edge 0mm	0.000	0.000	0.000	0.321	0.571	0.024	0.345	0.892	0.595
		0.000	24.00	21.00		0.991	24.00	21.00	Bottom Edge 0mm	0.000	0.497	0.497	0.000	0.000	0.000	0.497	0.497	0.497
DC_12 A+n66 A	Ant.0	0.171	24.00	21.00	Ant.5	0.093	21.00	21.00	Front Side 0mm	0.086	0.093	0.179	0.185	0.225	0.017	0.381	0.589	0.421
		0.534	24.00	21.00		0.443	21.00	21.00	Back Side 0mm	0.268	0.443	0.711	0.951	0.990	0.087	1.749	2.652	1.788
		0.214	24.00	21.00		0.000	21.00	21.00	Left Edge 0mm	0.107	0.000	0.107	0.000	0.000	0.000	0.107	0.107	0.107
		0.180	24.00	21.00		0.412	21.00	21.00	Right Edge 0mm	0.090	0.412	0.502	0.369	0.294	0.052	0.923	1.165	0.848
		0.000	24.00	21.00		0.000	21.00	21.00	Top Edge 0mm	0.000	0.000	0.000	0.321	0.571	0.024	0.345	0.892	0.595
		0.036	24.00	21.00		0.000	21.00	21.00	Bottom Edge 0mm	0.018	0.000	0.018	0.000	0.000	0.000	0.018	0.018	0.018
DC_13 A+n66 A	Ant.0	0.231	24.00	21.00	Ant.5	0.093	21.00	21.00	Front Side 0mm	0.116	0.093	0.209	0.185	0.225	0.017	0.411	0.619	0.451
		0.716	24.00	21.00		0.443	21.00	21.00	Back Side 0mm	0.359	0.443	0.802	0.951	0.990	0.087	1.840	2.743	1.879
		0.288	24.00	21.00		0.000	21.00	21.00	Left Edge 0mm	0.144	0.000	0.144	0.000	0.000	0.000	0.144	0.144	0.144
		0.248	24.00	21.00		0.412	21.00	21.00	Right Edge 0mm	0.124	0.412	0.536	0.369	0.294	0.052	0.957	1.199	0.882
		0.000	24.00	21.00		0.000	21.00	21.00	Top Edge 0mm	0.000	0.000	0.000	0.321	0.571	0.024	0.345	0.892	0.595
		0.044	24.00	21.00		0.000	21.00	21.00	Bottom Edge 0mm	0.022	0.000	0.022	0.000	0.000	0.000	0.022	0.022	0.022
DC_71 A+n66 A	Ant.0	0.237	24.00	24.00	Ant.5	0.093	21.00	21.00	Front Side 0mm	0.237	0.093	0.330	0.185	0.225	0.017	0.532	0.740	0.572
		0.434	24.00	24.00		0.443	21.00	21.00	Back Side 0mm	0.434	0.443	0.877	0.951	0.990	0.087	1.915	2.818	1.954
		0.256	24.00	24.00		0.000	21.00	21.00	Left Edge 0mm	0.256	0.000	0.256	0.000	0.000	0.000	0.256	0.256	0.256

		0.124	24.00	24.00		0.412	21.00	21.00	Right Edge 0mm	0.124	0.412	0.536	0.369	0.294	0.052	0.957	1.199	0.882
		0.000	24.00	24.00		0.000	21.00	21.00	Top Edge 0mm	0.000	0.000	0.000	0.321	0.571	0.024	0.345	0.892	0.595
		0.395	24.00	24.00		0.000	21.00	21.00	Bottom Edge 0mm	0.395	0.000	0.395	0.000	0.000	0.000	0.395	0.395	0.395
DC_2A +n71A	Ant.5	0.170	21.00	21.00	Ant.0	0.095	25.50	21.00	Front Side 0mm	0.170	0.034	0.204	0.185	0.225	0.017	0.406	0.614	0.446
		0.688	21.00	21.00		0.332	25.50	21.00	Back Side 0mm	0.688	0.118	0.806	0.951	0.990	0.087	1.844	2.747	1.883
		0.000	21.00	21.00		0.198	25.50	21.00	Left Edge 0mm	0.000	0.070	0.070	0.000	0.000	0.000	0.070	0.070	0.070
		0.601	21.00	21.00		0.128	25.50	21.00	Right Edge 0mm	0.601	0.045	0.646	0.369	0.294	0.052	1.067	1.309	0.992
		0.000	21.00	21.00		0.000	25.50	21.00	Top Edge 0mm	0.000	0.000	0.000	0.321	0.571	0.024	0.345	0.892	0.595
		0.000	21.00	21.00		0.049	25.50	21.00	Bottom Edge 0mm	0.000	0.017	0.017	0.000	0.000	0.000	0.017	0.017	0.017
DC_7A +n71A	Ant.5	0.517	24.00	21.00	Ant.0	0.095	25.50	21.00	Front Side 0mm	0.259	0.034	0.293	0.185	0.225	0.017	0.495	0.703	0.535
		1.055	24.00	21.00		0.332	25.50	21.00	Back Side 0mm	0.529	0.118	0.647	0.951	0.990	0.087	1.685	2.588	1.724
		0.000	24.00	21.00		0.198	25.50	21.00	Left Edge 0mm	0.000	0.070	0.070	0.000	0.000	0.000	0.070	0.070	0.070
		1.708	24.00	21.00		0.128	25.50	21.00	Right Edge 0mm	0.856	0.045	0.901	0.369	0.294	0.052	1.322	1.564	1.247
		0.000	24.00	21.00		0.000	25.50	21.00	Top Edge 0mm	0.000	0.000	0.000	0.321	0.571	0.024	0.345	0.892	0.595
		0.000	24.00	21.00		0.049	25.50	21.00	Bottom Edge 0mm	0.000	0.017	0.017	0.000	0.000	0.000	0.017	0.017	0.017
DC_66 A+n71 A	Ant.5	0.080	21.00	21.00	Ant.0	0.095	25.50	21.00	Front Side 0mm	0.080	0.034	0.114	0.185	0.225	0.017	0.316	0.524	0.356
		0.390	21.00	21.00		0.332	25.50	21.00	Back Side 0mm	0.390	0.118	0.508	0.951	0.990	0.087	1.546	2.449	1.585
		0.000	21.00	21.00		0.198	25.50	21.00	Left Edge 0mm	0.000	0.070	0.070	0.000	0.000	0.000	0.070	0.070	0.070
		0.362	21.00	21.00		0.128	25.50	21.00	Right Edge 0mm	0.362	0.045	0.407	0.369	0.294	0.052	0.828	1.070	0.753
		0.000	21.00	21.00		0.000	25.50	21.00	Top Edge 0mm	0.000	0.000	0.000	0.321	0.571	0.024	0.345	0.892	0.595
		0.000	21.00	21.00		0.049	25.50	21.00	Bottom Edge 0mm	0.000	0.017	0.017	0.000	0.000	0.000	0.017	0.017	0.017
DC_2A +n77A	Ant.0	0.166	24.00	24.00	Ant.4	0.202	27.00	24.00	Front Side 0mm	0.166	0.101	0.267	0.185	0.225	0.017	0.469	0.677	0.509
		1.113	24.00	24.00		0.348	27.00	24.00	Back Side 0mm	1.113	0.174	1.287	0.951	0.990	0.087	2.325	3.228	2.364
		0.297	24.00	24.00		1.206	27.00	24.00	Left Edge 0mm	0.297	0.604	0.901	0.000	0.000	0.000	0.901	0.901	0.901
		0.027	24.00	24.00		0.000	27.00	24.00	Right Edge 0mm	0.027	0.000	0.027	0.369	0.294	0.052	0.448	0.690	0.373
		0.000	24.00	24.00		0.103	27.00	24.00	Top Edge 0mm	0.000	0.052	0.052	0.321	0.571	0.024	0.397	0.944	0.647
		0.742	24.00	24.00		0.000	27.00	24.00	Bottom Edge 0mm	0.742	0.000	0.742	0.000	0.000	0.000	0.742	0.742	0.742
DC_5A +n77A	Ant.0	0.275	24.00	24.00	Ant.4	0.202	27.00	24.00	Front Side 0mm	0.275	0.101	0.376	0.185	0.225	0.017	0.578	0.786	0.618
		0.892	24.00	24.00		0.348	27.00	24.00	Back Side 0mm	0.892	0.174	1.066	0.951	0.990	0.087	2.104	3.007	2.143
		0.244	24.00	24.00		1.206	27.00	24.00	Left Edge 0mm	0.244	0.604	0.848	0.000	0.000	0.000	0.848	0.848	0.848
		0.355	24.00	24.00		0.000	27.00	24.00	Right Edge 0mm	0.355	0.000	0.355	0.369	0.294	0.052	0.776	1.018	0.701
		0.000	24.00	24.00		0.103	27.00	24.00	Top Edge 0mm	0.000	0.052	0.052	0.321	0.571	0.024	0.397	0.944	0.647
		0.309	24.00	24.00		0.000	27.00	24.00	Bottom Edge 0mm	0.309	0.000	0.309	0.000	0.000	0.000	0.309	0.309	0.309
DC_7A +n77A	Ant.6	0.201	24.00	21.00	Ant.4	0.202	27.00	24.00	Front Side 0mm	0.101	0.101	0.202	0.185	0.225	0.017	0.404	0.612	0.444
		0.362	24.00	21.00		0.348	27.00	24.00	Back Side 0mm	0.181	0.174	0.356	0.951	0.990	0.087	1.394	2.297	1.433
		0.753	24.00	21.00		1.206	27.00	24.00	Left Edge 0mm	0.377	0.604	0.982	0.000	0.000	0.000	0.982	0.982	0.982
		0.000	24.00	21.00		0.000	27.00	24.00	Right Edge 0mm	0.000	0.000	0.000	0.369	0.294	0.052	0.421	0.663	0.346
		0.000	24.00	21.00		0.103	27.00	24.00	Top Edge 0mm	0.000	0.052	0.052	0.321	0.571	0.024	0.397	0.944	0.647
		0.000	24.00	21.00		0.000	27.00	24.00	Bottom Edge 0mm	0.000	0.000	0.000	0.000	0.000	0.000	0.000	0.000	0.000

DC_12 A+n77 A	Ant.0	0.171	24.00	24.00	Ant.4	0.202	27.00	24.00	Front Side 0mm	0.171	0.101	0.272	0.185	0.225	0.017	0.474	0.682	0.514
		0.534	24.00	24.00		0.348	27.00	24.00	Back Side 0mm	0.534	0.174	0.708	0.951	0.990	0.087	1.746	2.649	1.785
		0.214	24.00	24.00		1.206	27.00	24.00	Left Edge 0mm	0.214	0.604	0.818	0.000	0.000	0.000	0.818	0.818	0.818
		0.180	24.00	24.00		0.000	27.00	24.00	Right Edge 0mm	0.180	0.000	0.180	0.369	0.294	0.052	0.601	0.843	0.526
		0.000	24.00	24.00		0.103	27.00	24.00	Top Edge 0mm	0.000	0.052	0.052	0.321	0.571	0.024	0.397	0.944	0.647
		0.036	24.00	24.00		0.000	27.00	24.00	Bottom Edge 0mm	0.036	0.000	0.036	0.000	0.000	0.000	0.036	0.036	0.036
DC_13 A+n77 A	Ant.0	0.231	24.00	24.00	Ant.4	0.202	27.00	24.00	Front Side 0mm	0.231	0.101	0.332	0.185	0.225	0.017	0.534	0.742	0.574
		0.716	24.00	24.00		0.348	27.00	24.00	Back Side 0mm	0.716	0.174	0.890	0.951	0.990	0.087	1.928	2.831	1.967
		0.288	24.00	24.00		1.206	27.00	24.00	Left Edge 0mm	0.288	0.604	0.892	0.000	0.000	0.000	0.892	0.892	0.892
		0.248	24.00	24.00		0.000	27.00	24.00	Right Edge 0mm	0.248	0.000	0.248	0.369	0.294	0.052	0.669	0.911	0.594
		0.000	24.00	24.00		0.103	27.00	24.00	Top Edge 0mm	0.000	0.052	0.052	0.321	0.571	0.024	0.397	0.944	0.647
		0.044	24.00	24.00		0.000	27.00	24.00	Bottom Edge 0mm	0.044	0.000	0.044	0.000	0.000	0.000	0.044	0.044	0.044
DC_25 A+n77 A	Ant.0	0.141	24.00	24.00	Ant.4	0.202	27.00	24.00	Front Side 0mm	0.141	0.101	0.242	0.185	0.225	0.017	0.444	0.652	0.484
		0.942	24.00	24.00		0.348	27.00	24.00	Back Side 0mm	0.942	0.174	1.116	0.951	0.990	0.087	2.154	3.057	2.193
		0.250	24.00	24.00		1.206	27.00	24.00	Left Edge 0mm	0.250	0.604	0.854	0.000	0.000	0.000	0.854	0.854	0.854
		0.022	24.00	24.00		0.000	27.00	24.00	Right Edge 0mm	0.022	0.000	0.022	0.369	0.294	0.052	0.443	0.685	0.368
		0.000	24.00	24.00		0.103	27.00	24.00	Top Edge 0mm	0.000	0.052	0.052	0.321	0.571	0.024	0.397	0.944	0.647
		0.626	24.00	24.00		0.000	27.00	24.00	Bottom Edge 0mm	0.626	0.000	0.626	0.000	0.000	0.000	0.626	0.626	0.626
DC_41 A+n77 A	Ant.6	0.293	24.00	24.00	Ant.4	0.202	27.00	24.00	Front Side 0mm	0.293	0.101	0.394	0.185	0.225	0.017	0.596	0.804	0.636
		0.813	24.00	24.00		0.348	27.00	24.00	Back Side 0mm	0.813	0.174	0.987	0.951	0.990	0.087	2.025	2.928	2.064
		1.123	24.00	24.00		1.206	27.00	24.00	Left Edge 0mm	1.123	0.604	1.727	0.000	0.000	0.000	1.727	1.727	1.727
		0.000	24.00	24.00		0.000	27.00	24.00	Right Edge 0mm	0.000	0.000	0.000	0.369	0.294	0.052	0.421	0.663	0.346
		0.000	24.00	24.00		0.103	27.00	24.00	Top Edge 0mm	0.000	0.052	0.052	0.321	0.571	0.024	0.397	0.944	0.647
		0.000	24.00	24.00		0.000	27.00	24.00	Bottom Edge 0mm	0.000	0.000	0.000	0.000	0.000	0.000	0.000	0.000	0.000
DC_66 A+n77 A	Ant.0	0.370	24.00	24.00	Ant.4	0.202	27.00	24.00	Front Side 0mm	0.370	0.101	0.471	0.185	0.225	0.017	0.673	0.881	0.713
		1.009	24.00	24.00		0.348	27.00	24.00	Back Side 0mm	1.009	0.174	1.183	0.951	0.990	0.087	2.221	3.124	2.260
		0.481	24.00	24.00		1.206	27.00	24.00	Left Edge 0mm	0.481	0.604	1.085	0.000	0.000	0.000	1.085	1.085	1.085
		0.162	24.00	24.00		0.000	27.00	24.00	Right Edge 0mm	0.162	0.000	0.162	0.369	0.294	0.052	0.583	0.825	0.508
		0.000	24.00	24.00		0.103	27.00	24.00	Top Edge 0mm	0.000	0.052	0.052	0.321	0.571	0.024	0.397	0.944	0.647
		1.674	24.00	24.00		0.000	27.00	24.00	Bottom Edge 0mm	1.674	0.000	1.674	0.000	0.000	0.000	1.674	1.674	1.674
DC_71 A+n77 A	Ant.0	0.237	24.00	24.00	Ant.4	0.202	27.00	24.00	Front Side 0mm	0.237	0.101	0.338	0.185	0.225	0.017	0.540	0.748	0.580
		0.434	24.00	24.00		0.348	27.00	24.00	Back Side 0mm	0.434	0.174	0.608	0.951	0.990	0.087	1.646	2.549	1.685
		0.256	24.00	24.00		1.206	27.00	24.00	Left Edge 0mm	0.256	0.604	0.860	0.000	0.000	0.000	0.860	0.860	0.860
		0.124	24.00	24.00		0.000	27.00	24.00	Right Edge 0mm	0.124	0.000	0.124	0.369	0.294	0.052	0.545	0.787	0.470
		0.000	24.00	24.00		0.103	27.00	24.00	Top Edge 0mm	0.000	0.052	0.052	0.321	0.571	0.024	0.397	0.944	0.647
		0.395	24.00	24.00		0.000	27.00	24.00	Bottom Edge 0mm	0.395	0.000	0.395	0.000	0.000	0.000	0.395	0.395	0.395
DC_2A +n78A	Ant.0	0.166	24.00	24.00	Ant.4	0.216	27.00	24.00	Front Side 0mm	0.166	0.108	0.274	0.185	0.225	0.017	0.476	0.684	0.516
		1.113	24.00	24.00		0.371	27.00	24.00	Back Side 0mm	1.113	0.186	1.299	0.951	0.990	0.087	2.337	3.240	2.376
		0.297	24.00	24.00		1.519	27.00	24.00	Left Edge 0mm	0.297	0.761	1.058	0.000	0.000	0.000	1.058	1.058	1.058

		0.027	24.00	24.00		0.000	27.00	24.00	Right Edge 0mm	0.027	0.000	0.027	0.369	0.294	0.052	0.448	0.690	0.373
		0.000	24.00	24.00		0.109	27.00	24.00	Top Edge 0mm	0.000	0.055	0.055	0.321	0.571	0.024	0.400	0.947	0.650
		0.742	24.00	24.00		0.000	27.00	24.00	Bottom Edge 0mm	0.742	0.000	0.742	0.000	0.000	0.000	0.742	0.742	0.742
DC_4A +n78A	Ant.0	0.301	24.00	24.00	Ant.4	0.216	27.00	24.00	Front Side 0mm	0.301	0.108	0.409	0.185	0.225	0.017	0.611	0.819	0.651
		0.758	24.00	24.00		0.371	27.00	24.00	Back Side 0mm	0.758	0.186	0.944	0.951	0.990	0.087	1.982	2.885	2.021
		0.586	24.00	24.00		1.519	27.00	24.00	Left Edge 0mm	0.586	0.761	1.347	0.000	0.000	0.000	1.347	1.347	1.347
		0.139	24.00	24.00		0.000	27.00	24.00	Right Edge 0mm	0.139	0.000	0.139	0.369	0.294	0.052	0.560	0.802	0.485
		0.000	24.00	24.00		0.109	27.00	24.00	Top Edge 0mm	0.000	0.055	0.055	0.321	0.571	0.024	0.400	0.947	0.650
		1.392	24.00	24.00		0.000	27.00	24.00	Bottom Edge 0mm	1.392	0.000	1.392	0.000	0.000	0.000	1.392	1.392	1.392
DC_5A +n78A	Ant.0	0.275	24.00	24.00	Ant.4	0.216	27.00	24.00	Front Side 0mm	0.275	0.108	0.383	0.185	0.225	0.017	0.585	0.793	0.625
		0.892	24.00	24.00		0.371	27.00	24.00	Back Side 0mm	0.892	0.186	1.078	0.951	0.990	0.087	2.116	3.019	2.155
		0.244	24.00	24.00		1.519	27.00	24.00	Left Edge 0mm	0.244	0.761	1.005	0.000	0.000	0.000	1.005	1.005	1.005
		0.355	24.00	24.00		0.000	27.00	24.00	Right Edge 0mm	0.355	0.000	0.355	0.369	0.294	0.052	0.776	1.018	0.701
		0.000	24.00	24.00		0.109	27.00	24.00	Top Edge 0mm	0.000	0.055	0.055	0.321	0.571	0.024	0.400	0.947	0.650
		0.309	24.00	24.00		0.000	27.00	24.00	Bottom Edge 0mm	0.309	0.000	0.309	0.000	0.000	0.000	0.309	0.309	0.309
DC_7A +n78A	Ant.6	0.201	24.00	21.00	Ant.4	0.216	27.00	24.00	Front Side 0mm	0.101	0.108	0.209	0.185	0.225	0.017	0.411	0.619	0.451
		0.362	24.00	21.00		0.371	27.00	24.00	Back Side 0mm	0.181	0.186	0.367	0.951	0.990	0.087	1.405	2.308	1.444
		0.753	24.00	21.00		1.519	27.00	24.00	Left Edge 0mm	0.377	0.761	1.139	0.000	0.000	0.000	1.139	1.139	1.139
		0.000	24.00	21.00		0.000	27.00	24.00	Right Edge 0mm	0.000	0.000	0.000	0.369	0.294	0.052	0.421	0.663	0.346
		0.000	24.00	21.00		0.109	27.00	24.00	Top Edge 0mm	0.000	0.055	0.055	0.321	0.571	0.024	0.400	0.947	0.650
		0.000	24.00	21.00		0.000	27.00	24.00	Bottom Edge 0mm	0.000	0.000	0.000	0.000	0.000	0.000	0.000	0.000	0.000
DC_12 A+n78 A	Ant.0	0.171	24.00	24.00	Ant.4	0.216	27.00	24.00	Front Side 0mm	0.171	0.108	0.279	0.185	0.225	0.017	0.481	0.689	0.521
		0.534	24.00	24.00		0.371	27.00	24.00	Back Side 0mm	0.534	0.186	0.720	0.951	0.990	0.087	1.758	2.661	1.797
		0.214	24.00	24.00		1.519	27.00	24.00	Left Edge 0mm	0.214	0.761	0.975	0.000	0.000	0.000	0.975	0.975	0.975
		0.180	24.00	24.00		0.000	27.00	24.00	Right Edge 0mm	0.180	0.000	0.180	0.369	0.294	0.052	0.601	0.843	0.526
		0.000	24.00	24.00		0.109	27.00	24.00	Top Edge 0mm	0.000	0.055	0.055	0.321	0.571	0.024	0.400	0.947	0.650
		0.036	24.00	24.00		0.000	27.00	24.00	Bottom Edge 0mm	0.036	0.000	0.036	0.000	0.000	0.000	0.036	0.036	0.036
DC_13 A+n78 A	Ant.0	0.231	24.00	24.00	Ant.4	0.216	27.00	24.00	Front Side 0mm	0.231	0.108	0.339	0.185	0.225	0.017	0.541	0.749	0.581
		0.716	24.00	24.00		0.371	27.00	24.00	Back Side 0mm	0.716	0.186	0.902	0.951	0.990	0.087	1.940	2.843	1.979
		0.288	24.00	24.00		1.519	27.00	24.00	Left Edge 0mm	0.288	0.761	1.049	0.000	0.000	0.000	1.049	1.049	1.049
		0.248	24.00	24.00		0.000	27.00	24.00	Right Edge 0mm	0.248	0.000	0.248	0.369	0.294	0.052	0.669	0.911	0.594
		0.000	24.00	24.00		0.109	27.00	24.00	Top Edge 0mm	0.000	0.055	0.055	0.321	0.571	0.024	0.400	0.947	0.650
		0.044	24.00	24.00		0.000	27.00	24.00	Bottom Edge 0mm	0.044	0.000	0.044	0.000	0.000	0.000	0.044	0.044	0.044
DC_25 A+n78 A	Ant.0	0.141	24.00	24.00	Ant.4	0.216	27.00	24.00	Front Side 0mm	0.141	0.108	0.249	0.185	0.225	0.017	0.451	0.659	0.491
		0.942	24.00	24.00		0.371	27.00	24.00	Back Side 0mm	0.942	0.186	1.128	0.951	0.990	0.087	2.166	3.069	2.205
		0.250	24.00	24.00		1.519	27.00	24.00	Left Edge 0mm	0.250	0.761	1.011	0.000	0.000	0.000	1.011	1.011	1.011
		0.022	24.00	24.00		0.000	27.00	24.00	Right Edge 0mm	0.022	0.000	0.022	0.369	0.294	0.052	0.443	0.685	0.368
		0.000	24.00	24.00		0.109	27.00	24.00	Top Edge 0mm	0.000	0.055	0.055	0.321	0.571	0.024	0.400	0.947	0.650
		0.626	24.00	24.00		0.000	27.00	24.00	Bottom Edge 0mm	0.626	0.000	0.626	0.000	0.000	0.000	0.626	0.626	0.626

DC_26 A+n78 A	Ant.0	0.215	24.00	24.00	Ant.4	0.216	27.00	24.00	Front Side 0mm	0.215	0.108	0.323	0.185	0.225	0.017	0.525	0.733	0.565
		0.693	24.00	24.00		0.371	27.00	24.00	Back Side 0mm	0.693	0.186	0.879	0.951	0.990	0.087	1.917	2.820	1.956
		0.185	24.00	24.00		1.519	27.00	24.00	Left Edge 0mm	0.185	0.761	0.946	0.000	0.000	0.000	0.946	0.946	0.946
		0.273	24.00	24.00		0.000	27.00	24.00	Right Edge 0mm	0.273	0.000	0.273	0.369	0.294	0.052	0.694	0.936	0.619
		0.000	24.00	24.00		0.109	27.00	24.00	Top Edge 0mm	0.000	0.055	0.055	0.321	0.571	0.024	0.400	0.947	0.650
		0.238	24.00	24.00		0.000	27.00	24.00	Bottom Edge 0mm	0.238	0.000	0.238	0.000	0.000	0.000	0.238	0.238	0.238
DC_38 A+n78 A	Ant.6	0.382	24.00	24.00	Ant.4	0.216	27.00	24.00	Front Side 0mm	0.382	0.108	0.490	0.185	0.225	0.017	0.692	0.900	0.732
		0.658	24.00	24.00		0.371	27.00	24.00	Back Side 0mm	0.658	0.186	0.844	0.951	0.990	0.087	1.882	2.785	1.921
		1.447	24.00	24.00		1.519	27.00	24.00	Left Edge 0mm	1.447	0.761	2.208	0.000	0.000	0.000	2.208	2.208	2.208
		0.000	24.00	24.00		0.000	27.00	24.00	Right Edge 0mm	0.000	0.000	0.000	0.369	0.294	0.052	0.421	0.663	0.346
		0.000	24.00	24.00		0.109	27.00	24.00	Top Edge 0mm	0.000	0.055	0.055	0.321	0.571	0.024	0.400	0.947	0.650
		0.000	24.00	24.00		0.000	27.00	24.00	Bottom Edge 0mm	0.000	0.000	0.000	0.000	0.000	0.000	0.000	0.000	0.000
DC_41 A+n78 A	Ant.6	0.293	24.00	24.00	Ant.4	0.216	27.00	24.00	Front Side 0mm	0.293	0.108	0.401	0.185	0.225	0.017	0.603	0.811	0.643
		0.813	24.00	24.00		0.371	27.00	24.00	Back Side 0mm	0.813	0.186	0.999	0.951	0.990	0.087	2.037	2.940	2.076
		1.123	24.00	24.00		1.519	27.00	24.00	Left Edge 0mm	1.123	0.761	1.884	0.000	0.000	0.000	1.884	1.884	1.884
		0.000	24.00	24.00		0.000	27.00	24.00	Right Edge 0mm	0.000	0.000	0.000	0.369	0.294	0.052	0.421	0.663	0.346
		0.000	24.00	24.00		0.109	27.00	24.00	Top Edge 0mm	0.000	0.055	0.055	0.321	0.571	0.024	0.400	0.947	0.650
		0.000	24.00	24.00		0.000	27.00	24.00	Bottom Edge 0mm	0.000	0.000	0.000	0.000	0.000	0.000	0.000	0.000	0.000
DC_66 A+n78 A	Ant.0	0.370	24.00	24.00	Ant.4	0.216	27.00	24.00	Front Side 0mm	0.370	0.108	0.478	0.185	0.225	0.017	0.680	0.888	0.720
		1.009	24.00	24.00		0.371	27.00	24.00	Back Side 0mm	1.009	0.186	1.195	0.951	0.990	0.087	2.233	3.136	2.272
		0.481	24.00	24.00		1.519	27.00	24.00	Left Edge 0mm	0.481	0.761	1.242	0.000	0.000	0.000	1.242	1.242	1.242
		0.162	24.00	24.00		0.000	27.00	24.00	Right Edge 0mm	0.162	0.000	0.162	0.369	0.294	0.052	0.583	0.825	0.508
		0.000	24.00	24.00		0.109	27.00	24.00	Top Edge 0mm	0.000	0.055	0.055	0.321	0.571	0.024	0.400	0.947	0.650
		1.674	24.00	24.00		0.000	27.00	24.00	Bottom Edge 0mm	1.674	0.000	1.674	0.000	0.000	0.000	1.674	1.674	1.674
DC_71 A+n78 A	Ant.0	0.237	24.00	24.00	Ant.4	0.216	27.00	24.00	Front Side 0mm	0.237	0.108	0.345	0.185	0.225	0.017	0.547	0.755	0.587
		0.434	24.00	24.00		0.371	27.00	24.00	Back Side 0mm	0.434	0.186	0.620	0.951	0.990	0.087	1.658	2.561	1.697
		0.256	24.00	24.00		1.519	27.00	24.00	Left Edge 0mm	0.256	0.761	1.017	0.000	0.000	0.000	1.017	1.017	1.017
		0.124	24.00	24.00		0.000	27.00	24.00	Right Edge 0mm	0.124	0.000	0.124	0.369	0.294	0.052	0.545	0.787	0.470
		0.000	24.00	24.00		0.109	27.00	24.00	Top Edge 0mm	0.000	0.055	0.055	0.321	0.571	0.024	0.400	0.947	0.650
		0.395	24.00	24.00		0.000	27.00	24.00	Bottom Edge 0mm	0.395	0.000	0.395	0.000	0.000	0.000	0.395	0.395	0.395

Note:

1: The simultaneous transmission combinations of the multiple antennas contain combinations of two antennas, so only the worst simultaneous transmission combinations was shown in this table.

2: The highest Summed 10g SAR is 3.712 W/Kg < 4.0 W/kg, so Simultaneous Transmission SAR test is not required.

13 TEST EQUIPMENTS LIST

Description	Manufacturer	Model	Serial No./Version	Cal. Date	Cal. Due
PC	Dell	N/A	N/A	N/A	N/A
Test Software	Speag	DASY5	52.8.8.1222	N/A	N/A
750MHz Validation Dipole	Speag	D750V3	SN: 1208	2024/08/19	2027/08/18
835MHz Validation Dipole	Speag	D835V2	SN: 4d187	2024/05/08	2027/05/07
1750MHz Validation Dipole	Speag	D1750V2	SN: 1130	2024/05/08	2027/05/07
1950MHz Validation Dipole	Speag	D1950V3	SN: 1240	2024/08/22	2027/08/21
2450MHz Validation Dipole	Speag	D2450V2	SN: 952	2024/05/07	2027/05/06
2600MHz Validation Dipole	Speag	D2600V2	SN: 1095	2024/05/08	2027/05/07
3500MHz Validation Dipole	Speag	D3500V2	SN: 1129	2024/07/19	2027/07/18
3700MHz Validation Dipole	Speag	D3700V2	SN: 1101	2024/07/18	2027/07/17
3900MHz Validation Dipole	Speag	D3900V2	SN: 1077	2024/07/19	2027/07/18
5GHz Validation Dipole	Speag	D5GHzV2	SN: 1200	2024/05/09	2027/05/08
Data Acquisition Electronicsr	Speag	DAE4	SN: 1710	2024/01/03	2025/01/02
E-Field Probe	Speag	EX3DV4	SN: 7893	2024/09/05	2025/09/04
E-Field Probe	Speag	EX3DV4	SN: 7510	2024/06/25	2025/06/24
Signal Generator	R&S	SMB100A	177746	2024/04/24	2025/04/23
Power Meter	R&S	NRVD-B2	835843/014	2024/08/08	2025/08/07
Power Sensor	R&S	NRV-Z4	100381	2024/08/08	2025/08/07
Power Sensor	R&S	NRV-Z2	100211	2024/08/08	2025/08/07
Wireless Communication Test Set	Anritsu	MT8820C	6201502974	2024/08/01	2025/07/31
Network Analyzer	Agilent	E5071C	MY46103472	2024/09/11	2025/09/10
Thermometer	Elitech	RC-4HC	EF720B004811	2023/11/25	2024/11/24
Thermometer	Elitech	RC-4HC	EF7216002985	2023/11/17	2024/11/16
Thermometer	Elitech	RC-4HC	EF7239002655	2024/10/31	2025/10/30
Thermometer	Elitech	RC-4HC	EF7216002974	2024/10/31	2025/10/30
Power Amplifier	SATIMO	6552B	22374	N/A	N/A
Dielectric Probe Kit	Speag	DAK3.5	SN: 1312	N/A	N/A
Phantom	Speag	SAM	SN: 1576	N/A	N/A
Attenuator	COM-MW	ZA-S1-31	1305003187	N/A	N/A
Directional coupler	AA-MCS	AAMCS-UDC	000272	N/A	N/A

Note: For dipole antennas, BALUN has adopted 3 years as calibration intervals, and on annual basis, every measurement dipole has been evaluated and is in compliance with the following criteria:

1. There is no physical damage on the dipole;
2. System validation with specific dipole is within 10% of calibrated value;
3. Return-loss in within 20% of calibrated measurement.
4. Impedance (real or imaginary parts) in within 5 Ohms of calibrated measurement.