ANNEX A SIMULATING LIQUID VERIFICATION RESULT

The dielectric parameters of the liquids were verified prior to the SAR evaluation using a DAK3.5 Dielectric Probe Kit.

Head Liquid

Date	Liquid Type	Fre. (MHz)	Temp. (℃)	Meas. Conductivity (σ) (S/m)	Meas. Permittivity (ε)	Target Conductivity (σ) (S/m)	Target Permittivity (ε)	Conductivity Tolerance (%)	Permittivity Tolerance (%)
2024.09.30	Head	750	21.5	0.88	40.78	0.89	41.94	-1.12	-2.77
2024.10.01	Head	750	21.6	0.88	42.56	0.89	41.94	-1.12	1.48
2024.10.02	Head	750	21.4	0.91	41.80	0.89	41.94	2.25	-0.33
2024.10.03	Head	750	21.5	0.91	41.90	0.89	41.94	2.25	-0.10
2024.10.04	Head	835	21.3	0.91	40.52	0.90	41.50	1.11	-2.36
2024.10.05	Head	835	21.4	0.88	42.47	0.90	41.50	-2.22	2.34
2024.10.06	Head	835	21.4	0.91	40.18	0.90	41.50	1.11	-3.18
2024.10.07	Head	1750	21.3	1.40	39.32	1.37	40.08	2.19	-1.90
2024.10.08	Head	1750	21.6	1.41	39.96	1.37	40.08	2.92	-0.30
2024.10.09	Head	1750	21.6	1.38	40.76	1.37	40.08	0.73	1.70
2024.10.10	Head	1750	21.7	1.37	40.24	1.37	40.08	0.00	0.40
2024.10.11	Head	1750	21.3	1.40	39.53	1.37	40.08	2.19	-1.37
2024.10.12	Head	1950	21.3	1.44	39.81	1.40	40.00	2.86	-0.48
2024.10.13	Head	1950	21.8	1.45	38.85	1.40	40.00	3.57	-2.88
2024.10.14	Head	1950	21.8	1.44	39.00	1.40	40.00	2.86	-2.50
2024.10.15	Head	1950	21.7	1.41	39.37	1.40	40.00	0.71	-1.58
2024.10.16	Head	1950	21.8	1.44	39.13	1.40	40.00	2.86	-2.18
2024.10.17	Head	2450	21.1	1.81	39.02	1.80	39.20	0.56	-0.46
2024.10.18	Head	2450	21.3	1.77	39.63	1.80	39.20	-1.67	1.10
2024.10.19	Head	2600	21.4	2.02	38.02	1.96	39.01	3.06	-2.54
2024.10.20	Head	2600	21.5	1.98	38.03	1.96	39.01	1.02	-2.51
2024.10.21	Head	2600	21.6	1.94	37.78	1.96	39.01	-1.02	-3.15
2024.10.22	Head	2600	21.4	1.97	37.95	1.96	39.01	0.51	-2.72
2024.10.23	Head	2600	21.7	2.00	38.72	1.96	39.01	2.04	-0.74
2024.10.24	Head	2600	21.4	1.95	38.39	1.96	39.01	-0.51	-1.59
2024.10.25	Head	2600	21.5	1.98	38.69	1.96	39.01	1.02	-0.82
2024.10.26	Head	2600	21.4	2.03	38.83	1.96	39.01	3.57	-0.46
2024.10.27	Head	2600	21.4	1.94	39.58	1.96	39.01	-1.02	1.46
2024.10.28	Head	2600	21.6	2.00	38.33	1.96	39.01	2.04	-1.74
2024.10.29	Head	2600	21.5	1.98	38.24	1.96	39.01	1.02	-1.97
2024.10.30	Head	2600	21.5	1.95	39.98	1.96	39.01	-0.51	2.49

2024.11.23	Head	3500	21.2	2.96	37.71	2.91	37.93	1.72	-0.58
2024.11.22	Head	3700	21.3	3.16	38.25	3.12	37.70	1.28	1.46
2024.11.21	Head	3900	21.5	3.28	36.87	3.32	37.47	-1.20	-1.60
2024.11.02	Head	5250	21.6	4.78	35.55	4.71	35.93	1.49	-1.06
2024.11.03	Head	5250	21.4	4.58	36.82	4.71	35.93	-2.76	2.48
2024.11.04	Head	5600	21.0	5.03	34.78	5.07	35.53	-0.79	-2.11
2024.11.05	Head	5750	21.6	5.36	35.10	5.22	35.36	2.68	-0.74
2024.11.06	Head	5750	21.4	5.16	35.33	5.22	35.36	-1.15	-0.08
Note: The tolerance limit of Conductivity and Permittivity is± 5%.									

ANNEX B SYSTEM CHECK RESULT

Comparing to the original SAR value provided by SPEAG, the validation data should be within itsspecification of 10 %.

Head liquid 1g

Date	Liquid Type	Freq. (MHz)	Power (mW)	Measured SAR (W/kg)	Normalized SAR (W/kg)	Dipole SAR (W/kg)	Tolerance (%)
2024.09.30	Head	750	100	0.844	8.44	8.46	-0.24
2024.10.01	Head	750	100	0.848	8.48	8.46	0.24
2024.10.02	Head	750	100	0.852	8.52	8.46	0.71
2024.10.03	Head	750	100	0.855	8.55	8.46	1.06
2024.10.04	Head	835	100	0.972	9.72	9.74	-0.21
2024.10.05	Head	835	100	0.967	9.67	9.74	-0.72
2024.10.06	Head	835	100	0.972	9.72	9.74	-0.21
2024.10.07	Head	1750	100	3.680	36.80	37.00	-0.54
2024.10.08	Head	1750	100	3.720	37.20	37.00	0.54
2024.10.09	Head	1750	100	3.740	37.40	37.00	1.08
2024.10.10	Head	1750	100	3.770	37.70	37.00	1.89
2024.10.11	Head	1750	100	3.750	37.50	37.00	1.35
2024.10.12	Head	1950	100	4.190	41.90	41.70	0.48
2024.10.13	Head	1950	100	4.210	42.10	41.70	0.96
2024.10.14	Head	1950	100	4.240	42.40	41.70	1.68
2024.10.15	Head	1950	100	4.250	42.50	41.70	1.92
2024.10.16	Head	1950	100	4.260	42.60	41.70	2.16
2024.10.17	Head	2450	100	5.310	53.10	52.60	0.95
2024.10.18	Head	2450	100	5.350	53.50	52.60	1.71
2024.10.19	Head	2600	100	5.610	56.10	55.90	0.36
2024.10.20	Head	2600	100	5.640	56.40	55.90	0.89
2024.10.21	Head	2600	100	5.650	56.50	55.90	1.07
2024.10.22	Head	2600	100	5.610	56.10	55.90	0.36
2024.10.23	Head	2600	100	5.630	56.30	55.90	0.72
2024.10.24	Head	2600	100	5.650	56.50	55.90	1.07
2024.10.25	Head	2600	100	5.660	56.60	55.90	1.25
2024.10.26	Head	2600	100	5.640	56.40	55.90	0.89
2024.10.27	Head	2600	100	5.610	56.10	55.90	0.36
2024.10.28	Head	2600	100	5.650	56.50	55.90	1.07
2024.10.29	Head	2600	100	5.620	56.20	55.90	0.54
2024.10.30	Head	2600	100	5.630	56.30	55.90	0.72
2024.11.23	Head	3500	100	6.730	67.30	68.00	-1.03
2024.11.22	Head	3700	100	6.750	67.50	66.70	1.20

2024.11.21	Head	3900	100	6.820	68.20	67.60	0.89
2024.11.02	Head	5250	100	7.710	77.10	77.70	-0.77
2024.11.03	Head	5250	100	7.750	77.50	77.70	-0.26
2024.11.04	Head	5600	100	8.110	81.10	81.30	-0.25
2024.11.05	Head	5750	100	7.710	77.10	77.60	-0.64
2024.11.06	Head	5750	100	7.790	77.90	77.60	0.39
Note: The tolerance limit of System validation ±10%.							

Head liquid 10g

Date	Liquid Type	Freq. (MHz)	Power (mW)	Measured SAR (W/kg)	Normalized SAR (W/kg)	Dipole SAR (W/kg)	Tolerance (%)
2024.09.30	Head	750	100	0.575	5.75	5.70	0.88
2024.10.01	Head	750	100	0.572	5.72	5.70	0.35
2024.10.02	Head	750	100	0.573	5.73	5.70	0.53
2024.10.03	Head	750	100	0.576	5.76	5.70	1.05
2024.10.04	Head	835	100	0.644	6.44	6.43	0.16
2024.10.05	Head	835	100	0.641	6.41	6.43	-0.31
2024.10.06	Head	835	100	0.640	6.40	6.43	-0.47
2024.10.07	Head	1750	100	1.960	19.60	19.70	-0.51
2024.10.08	Head	1750	100	1.980	19.80	19.70	0.51
2024.10.09	Head	1750	100	1.960	19.60	19.70	-0.51
2024.10.10	Head	1750	100	1.980	19.80	19.70	0.51
2024.10.11	Head	1750	100	1.950	19.50	19.70	-1.02
2024.10.12	Head	1950	100	2.200	22.00	21.70	1.38
2024.10.13	Head	1950	100	2.210	22.10	21.70	1.84
2024.10.14	Head	1950	100	2.230	22.30	21.70	2.76
2024.10.15	Head	1950	100	2.210	22.10	21.70	1.84
2024.10.16	Head	1950	100	2.250	22.50	21.70	3.69
2024.10.17	Head	2450	100	2.510	25.10	24.70	1.62
2024.10.18	Head	2450	100	2.550	25.50	24.70	3.24
2024.10.19	Head	2600	100	2.580	25.80	25.40	1.57
2024.10.20	Head	2600	100	2.550	25.50	25.40	0.39
2024.10.21	Head	2600	100	2.580	25.80	25.40	1.57
2024.10.22	Head	2600	100	2.580	25.80	25.40	1.57
2024.10.23	Head	2600	100	2.560	25.60	25.40	0.79
2024.10.24	Head	2600	100	2.580	25.80	25.40	1.57
2024.10.25	Head	2600	100	2.550	25.50	25.40	0.39
2024.10.26	Head	2600	100	2.580	25.80	25.40	1.57
2024.10.27	Head	2600	100	2.550	25.50	25.40	0.39
2024.10.28	Head	2600	100	2.580	25.80	25.40	1.57
2024.10.29	Head	2600	100	2.530	25.30	25.40	-0.39
2024.10.30	Head	2600	100	2.550	25.50	25.40	0.39
2024.11.23	Head	3500	100	2.580	25.80	26.10	-1.15
2024.11.22	Head	3700	100	2.490	24.90	24.60	1.22
2024.11.21	Head	3900	100	2.380	23.80	23.60	0.85
2024.11.02	Head	5250	100	2.210	22.10	22.00	0.45
2024.11.03	Head	5250	100	2.240	22.40	22.00	1.82
2024.11.04	Head	5600	100	2.280	22.80	23.10	-1.30

2024.11.05	Head	5750	100	2.150	21.50	21.90	-1.83
2024.11.06	Head	5750	100	2.170	21.70	21.90	-0.91
Note: The tolerance limit of System validation ±10%.							

System Performance Check Data (750MHz)

Date: 2024.09.30

Communication System Band: D750 (750.0 MHz); Frequency: 750 MHz;Duty Cycle: 1:1

Medium parameters used (extrapolated): f = 750 MHz; σ = 0.881 S/m; ε_r = 40.78; ρ = 1000 kg/m^3

Phantom section: Flat Section

Ambient Temperature:22.5℃ Liquid Temperature:21.5℃

DASY5 Configuration:

- Probe: EX3DV4 - SN7893; ConvF(8.92, 9.23, 9.45); Calibrated: 2024.09.05;
- Sensor-Surface: 4mm (Mechanical Surface Detection)
- Electronics: DAE4 Sn1710; Calibrated: 2024.01.03
- Phantom: SAM1; Type: QD000P40CD; Serial: TP:1576
- Measurement SW: DASY52, Version 52.8 (8); SEMCAD X Version 14.6.10 (7331)

CW 750 100mW/Area Scan (61x121x1): Interpolated grid: dx=1.500 mm, dy=1.500 mm

Maximum value of SAR (interpolated) = 0.858 W/kg

CW 750 100mW/Zoom Scan (7x7x7)/Cube 0: Measurement grid: dx=5mm, dy=5mm, dz=5mm

Reference Value = 28.52 V/m; Power Drift = -0.07 dB

Peak SAR (extrapolated) = 1.09 W/kg

SAR(1 g) = 0.844 W/kg; SAR(10 g) = 0.575 W/kg

Maximum value of SAR (measured) = 0.861 W/kg

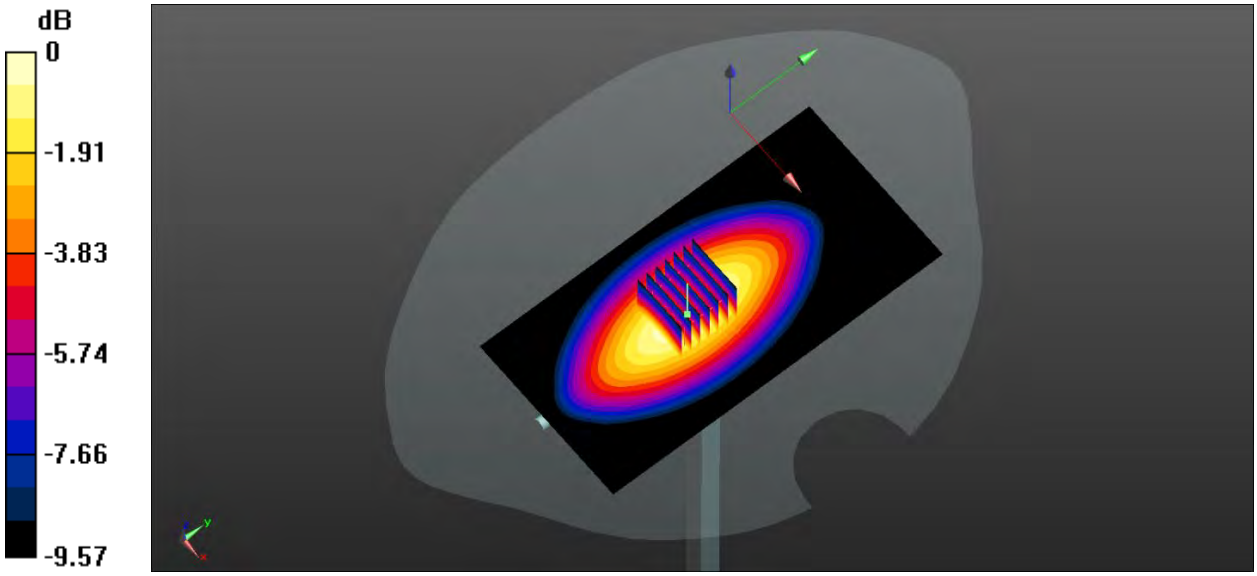

0 dB = 0.861 W/kg

System Performance Check Data (750MHz)

Date: 2024.10.01

Communication System Band: D750 (750.0 MHz); Frequency: 750 MHz;Duty Cycle: 1:1

Medium parameters used (extrapolated): f = 750 MHz; σ = 0.879 S/m; ε_r = 42.561; ρ = 1000 kg/m^3

Phantom section: Flat Section

Ambient Temperature:22.4℃ Liquid Temperature:21.6℃

DASY5 Configuration:

- Probe: EX3DV4 - SN7893; ConvF(8.92, 9.23, 9.45); Calibrated: 2024.09.05;
- Sensor-Surface: 4mm (Mechanical Surface Detection)
- Electronics: DAE4 Sn1710; Calibrated: 2024.01.03
- Phantom: SAM1; Type: QD000P40CD; Serial: TP:1576
- Measurement SW: DASY52, Version 52.8 (8); SEMCAD X Version 14.6.10 (7331)

CW 750 100mW/Area Scan (61x121x1): Interpolated grid: dx=1.500 mm, dy=1.500 mm

Maximum value of SAR (interpolated) = 0.907 W/kg

CW 750 100mW/Zoom Scan (7x7x7)/Cube 0: Measurement grid: dx=5mm, dy=5mm, dz=5mm

Reference Value = 31.05 V/m; Power Drift = -0.01 dB

Peak SAR (extrapolated) = 1.24 W/kg

SAR(1 g) = 0.848 W/kg; SAR(10 g) = 0.572 W/kg

Maximum value of SAR (measured) = 0.915 W/kg

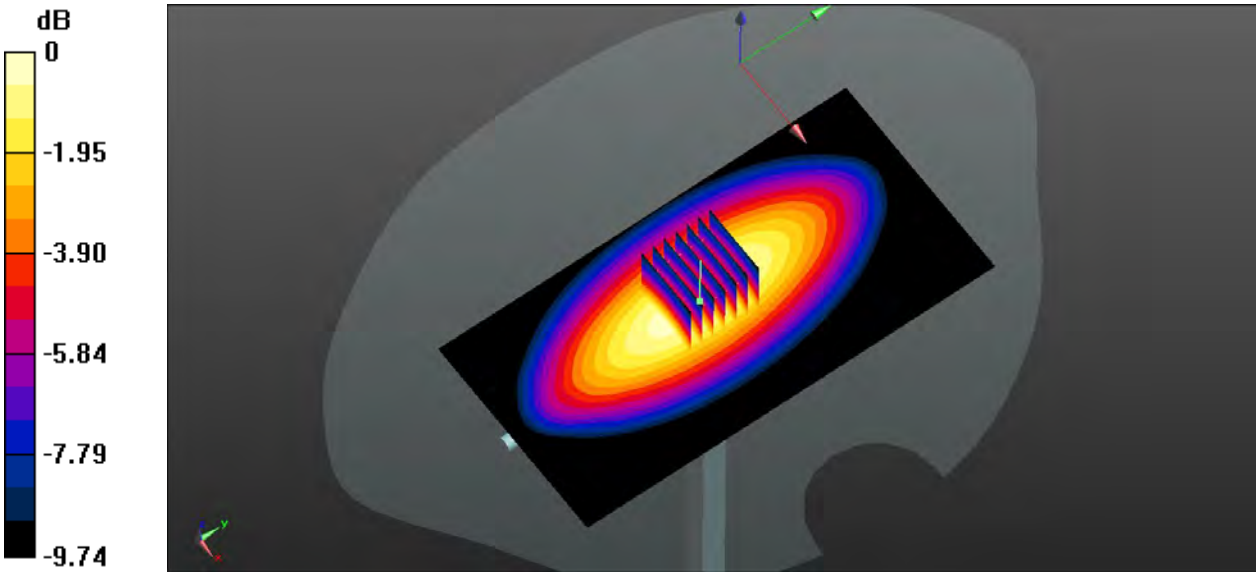

0 dB = 0.915 W/kg

System Performance Check Data (750MHz)

Date: 2024.10.02

Communication System Band: D750 (750.0 MHz); Frequency: 750 MHz;Duty Cycle: 1:1

Medium parameters used (extrapolated): f = 750 MHz; σ = 0.906 S/m; ε_r = 41.802; ρ = 1000 kg/m^3

Phantom section: Flat Section

Ambient Temperature:22.3℃ Liquid Temperature:21.4℃

DASY5 Configuration:

- Probe: EX3DV4 - SN7893; ConvF(8.92, 9.23, 9.45); Calibrated: 2024.09.05;
- Sensor-Surface: 4mm (Mechanical Surface Detection)
- Electronics: DAE4 Sn1710; Calibrated: 2024.01.03
- Phantom: SAM1; Type: QD000P40CD; Serial: TP:1576
- Measurement SW: DASY52, Version 52.8 (8); SEMCAD X Version 14.6.10 (7331)

CW 750 100mW/Area Scan (61x121x1): Interpolated grid: dx=1.500 mm, dy=1.500 mm

Maximum value of SAR (interpolated) = 0.907 W/kg

CW 750 100mW/Zoom Scan (7x7x7)/Cube 0: Measurement grid: dx=5mm, dy=5mm, dz=5mm

Reference Value = 31.05 V/m; Power Drift = -0.01 dB

Peak SAR (extrapolated) = 1.24 W/kg

SAR(1 g) = 0.852 W/kg; SAR(10 g) = 0.573 W/kg

Maximum value of SAR (measured) = 0.915 W/kg

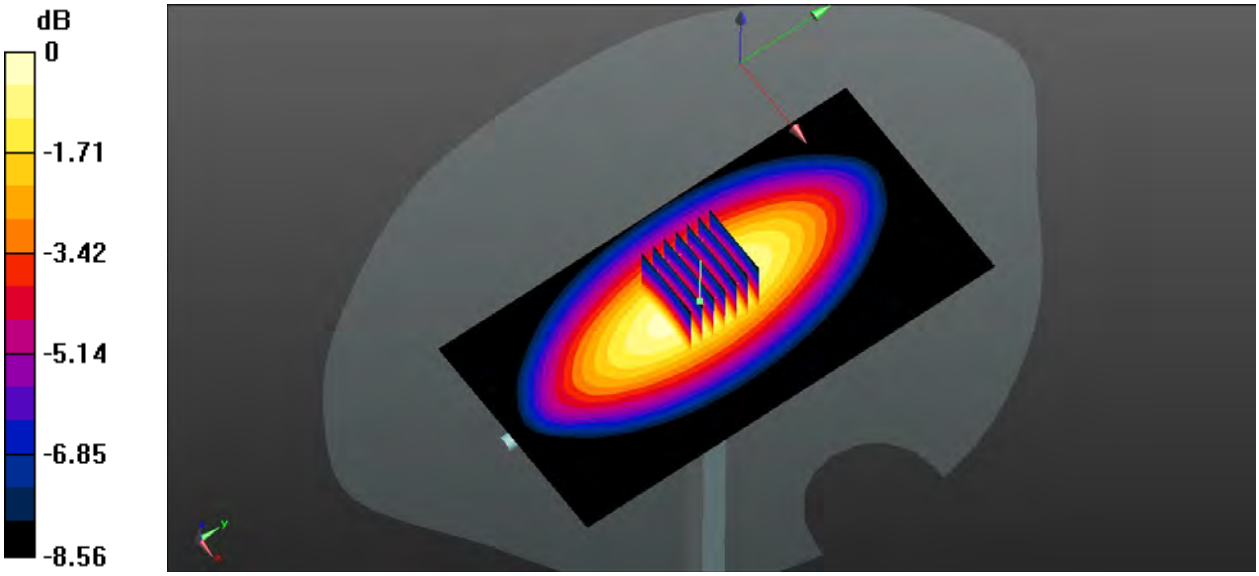

0 dB = 0.915 W/kg

System Performance Check Data (750MHz)

Date: 2024.10.03

Communication System Band: D835 (835.0 MHz); Frequency: 835 MHz;Duty Cycle: 1:1

Medium parameters used (extrapolated): f = 835 MHz; σ = 0.911 S/m; ε_r = 41.901; ρ = 1000 kg/m^3

Phantom section: Flat Section

Ambient Temperature:22.5℃ Liquid Temperature:21.5℃

DASY5 Configuration:

- Probe: EX3DV4 - SN7893; ConvF(8.92, 9.23, 9.45); Calibrated: 2024.09.05;
- Sensor-Surface: 4mm (Mechanical Surface Detection)
- Electronics: DAE4 Sn1710; Calibrated: 2024.01.03
- Phantom: SAM1; Type: QD000P40CD; Serial: TP:1576
- Measurement SW: DASY52, Version 52.8 (8); SEMCAD X Version 14.6.10 (7331)

CW 750 100mW/Area Scan (61x121x1): Interpolated grid: dx=1.500 mm, dy=1.500 mm

Maximum value of SAR (interpolated) = 0.809 W/kg

CW 750 100mW/Zoom Scan (7x7x7)/Cube 0: Measurement grid: dx=5mm, dy=5mm, dz=5mm

Reference Value = 28.05 V/m; Power Drift = 0.12 dB

Peak SAR (extrapolated) = 1.10 W/kg

SAR(1 g) = 0.855 W/kg; SAR(10 g) = 0.576 W/kg

Maximum value of SAR (measured) = 0.887 W/kg

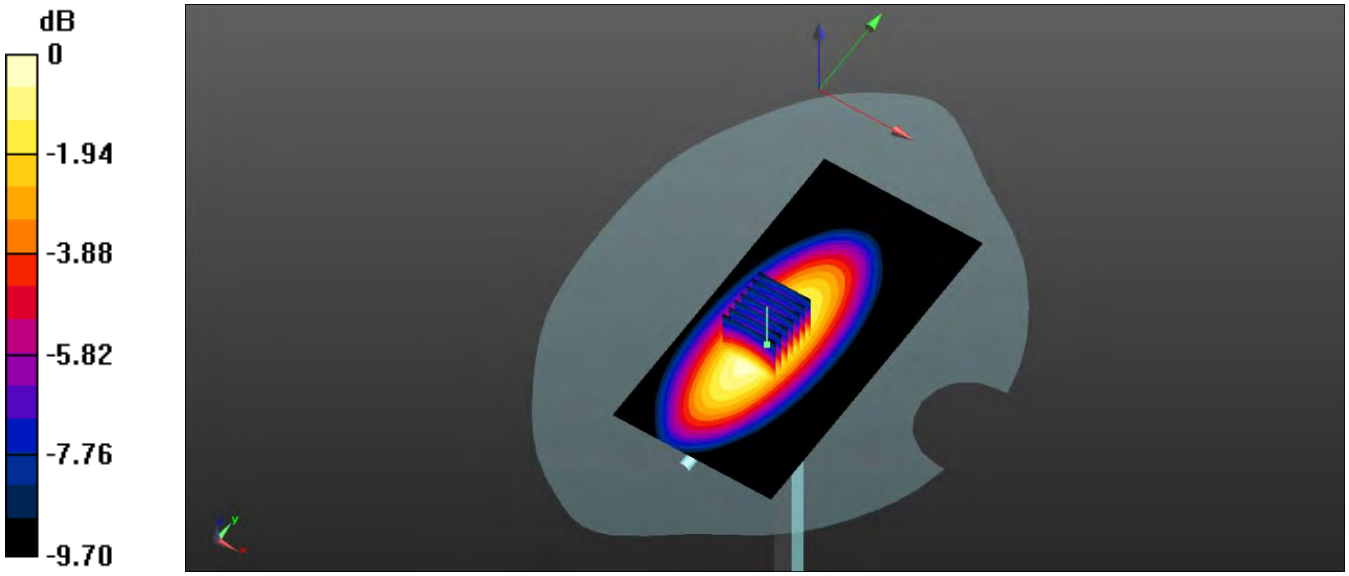

0 dB = 0.887 W/kg

System Performance Check Data (835MHz)

Date: 2024.10.04

Communication System Band: D835 (835.0 MHz); Frequency: 835 MHz;Duty Cycle: 1:1

Medium parameters used: f = 835 MHz; σ = 0.907 S/m; ε_r = 40.518; ρ = 1000 kg/m^3

Phantom section: Flat Section

Ambient Temperature:22.4℃ Liquid Temperature:21.3℃

DASY5 Configuration:

- Probe: EX3DV4 - SN7893; ConvF(8.85, 9.15, 9.38); Calibrated: 2024.09.05;
- Sensor-Surface: 4mm (Mechanical Surface Detection)
- Electronics: DAE4 Sn1710; Calibrated: 2024.01.03
- Phantom: SAM1; Type: QD000P40CD; Serial: TP:1576
- Measurement SW: DASY52, Version 52.8 (8); SEMCAD X Version 14.6.10 (7331)

CW 835 100mW/Area Scan (61x101x1): Interpolated grid: dx=1.500 mm, dy=1.500 mm

Maximum value of SAR (interpolated) = 1.04 W/kg

CW 835 100mW/Zoom Scan (7x7x7)/Cube 0: Measurement grid: dx=5mm, dy=5mm, dz=5mm

Reference Value = 34.14 V/m; Power Drift = -0.03 dB

Peak SAR (extrapolated) = 1.23 W/kg

SAR(1 g) = 0.972 W/kg; SAR(10 g) = 0.644 W/kg

Maximum value of SAR (measured) = 1.03 W/kg

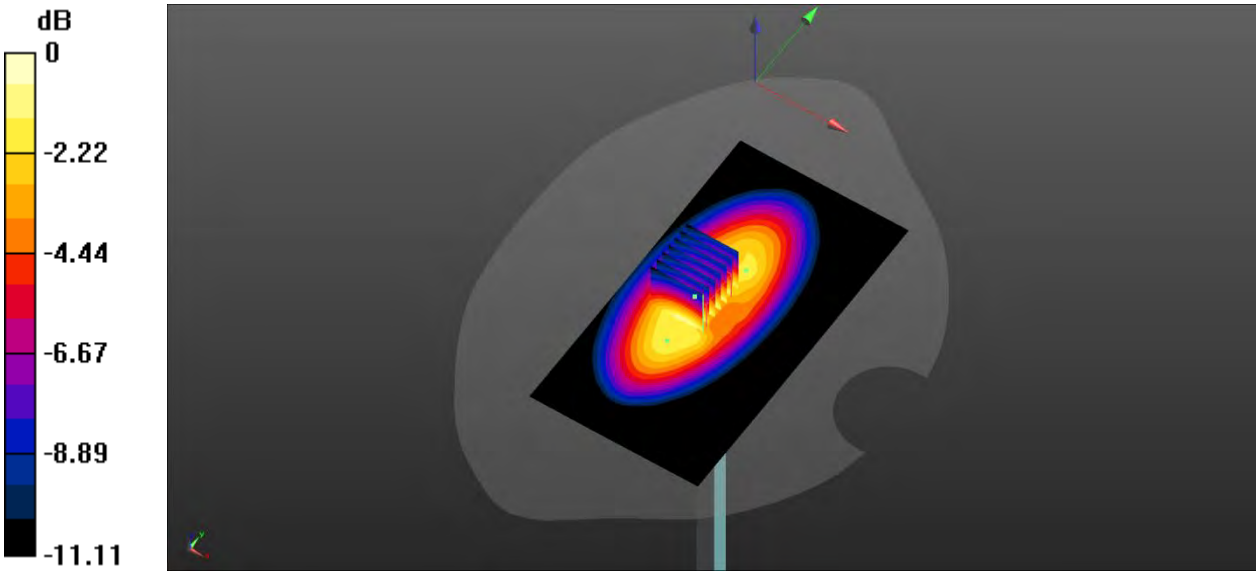

0 dB = 1.03 W/kg

System Performance Check Data (835MHz)

Date: 2024.10.05

Communication System Band: D835 (835.0 MHz); Frequency: 835 MHz;Duty Cycle: 1:1

Medium parameters used: f = 835 MHz; σ = 0.880 S/m; ε_r = 42.474; ρ = 1000 kg/m^3

Phantom section: Flat Section

Ambient Temperature:22.5℃ Liquid Temperature:21.4℃

DASY5 Configuration:

- Probe: EX3DV4 - SN7893; ConvF(8.85, 9.15, 9.38); Calibrated: 2024.09.05;
- Sensor-Surface: 4mm (Mechanical Surface Detection)
- Electronics: DAE4 Sn1710; Calibrated: 2024.01.03
- Phantom: SAM1; Type: QD000P40CD; Serial: TP:1576
- Measurement SW: DASY52, Version 52.8 (8); SEMCAD X Version 14.6.10 (7331)

CW 835 100mW/Area Scan (61x101x1): Interpolated grid: dx=1.500 mm, dy=1.500 mm

Maximum value of SAR (interpolated) = 1.06 W/kg

CW 835 100mW/Zoom Scan (7x7x7)/Cube 0: Measurement grid: dx=5mm, dy=5mm, dz=5mm

Reference Value = 32.64 V/m; Power Drift = -0.02 dB

Peak SAR (extrapolated) = 1.23 W/kg

SAR(1 g) = 0.967 W/kg; SAR(10 g) = 0.641 W/kg

Maximum value of SAR (measured) = 1.18 W/kg

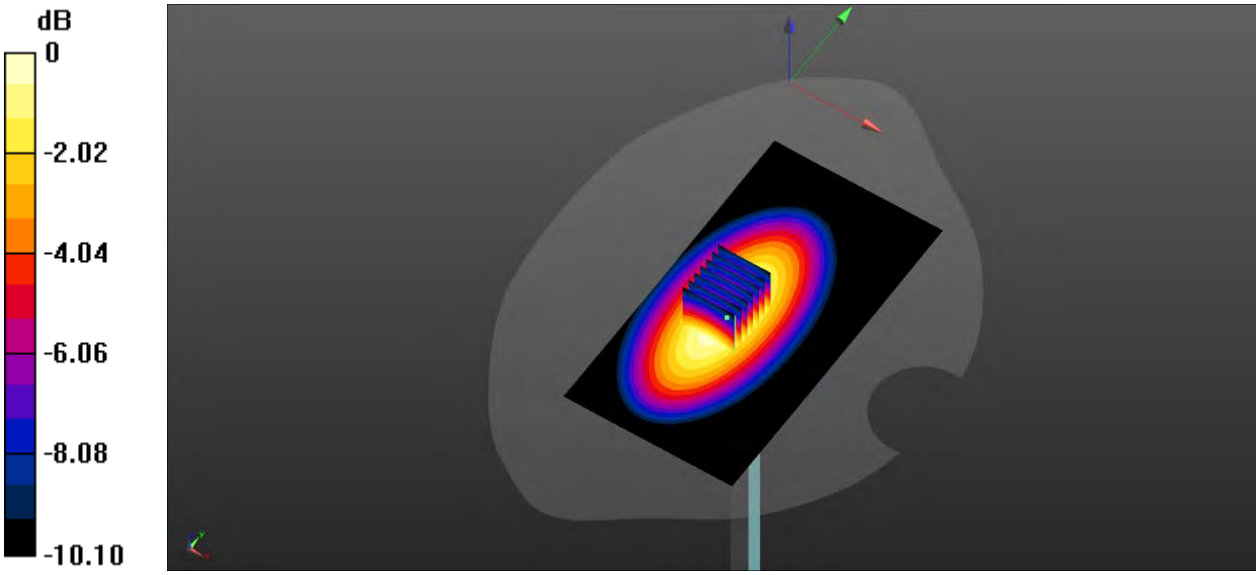

0 dB = 1.18 W/kg

System Performance Check Data (835MHz)

Date: 2024.10.06

Communication System Band: D835 (835.0 MHz); Frequency: 835 MHz;Duty Cycle: 1:1

Medium parameters used: f = 835 MHz; σ = 0.914 S/m; ε_r = 40.179; ρ = 1000 kg/m^3

Phantom section: Flat Section

Ambient Temperature:22.4℃ Liquid Temperature:21.4℃

DASY5 Configuration:

- Probe: EX3DV4 - SN7893; ConvF(8.85, 9.15, 9.38); Calibrated: 2024.09.05;
- Sensor-Surface: 4mm (Mechanical Surface Detection)
- Electronics: DAE4 Sn1710; Calibrated: 2024.01.03
- Phantom: SAM1; Type: QD000P40CD; Serial: TP:1576
- Measurement SW: DASY52, Version 52.8 (8); SEMCAD X Version 14.6.10 (7331)

CW 835 100mW/Area Scan (61x101x1): Interpolated grid: dx=1.500 mm, dy=1.500 mm

Maximum value of SAR (interpolated) = 1.07 W/kg

CW 835 100mW/Zoom Scan (7x7x7)/Cube 0: Measurement grid: dx=5mm, dy=5mm, dz=5mm

Reference Value = 32.63 V/m; Power Drift = 0.02 dB

Peak SAR (extrapolated) = 1.22 W/kg

SAR(1 g) = 0.972 W/kg; SAR(10 g) = 0.640 W/kg

Maximum value of SAR (measured) = 1.12 W/kg

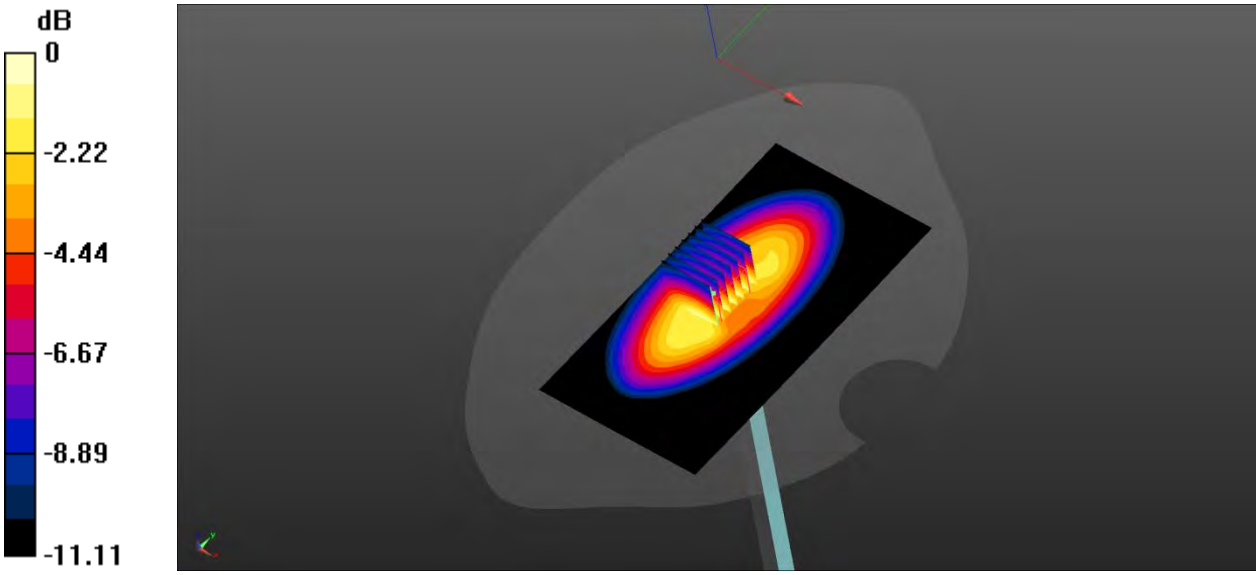

0 dB = 1.12 W/kg

System Performance Check Data (1750MHz)

Date: 2024.10.07

Communication System Band: D1750 (1750.0 MHz); Frequency: 1750 MHz;Duty Cycle: 1:1

Medium parameters used (interpolated): f = 1750 MHz; σ = 1.404 S/m; ε_r = 39.318; ρ = 1000 kg/m^3

Phantom section: Flat Section

Ambient Temperature:22.3℃ Liquid Temperature:21.3℃

DASY5 Configuration:

- Probe: EX3DV4 - SN7893; ConvF(7.57, 7.83, 8.02); Calibrated: 2024.09.05;
- Sensor-Surface: 4mm (Mechanical Surface Detection)
- Electronics: DAE4 Sn1710; Calibrated: 2024.01.03
- Phantom: SAM1; Type: QD000P40CD; Serial: TP:1576
- Measurement SW: DASY52, Version 52.8 (8); SEMCAD X Version 14.6.10 (7331)

CW1750 100mw/Area Scan (101x101x1): Interpolated grid: dx=1.000 mm, dy=1.000 mm

Maximum value of SAR (interpolated) = 4.43 W/kg

CW1750 100mw/Zoom Scan (7x7x7)/Cube 0: Measurement grid: dx=5mm, dy=5mm, dz=5mm

Reference Value = 58.25 V/m; Power Drift = 0.05 dB

Peak SAR (extrapolated) = 6.58 W/kg

SAR(1 g) = 3.68 W/kg; SAR(10 g) = 1.96 W/kg

Maximum value of SAR (measured) = 4.56 W/kg

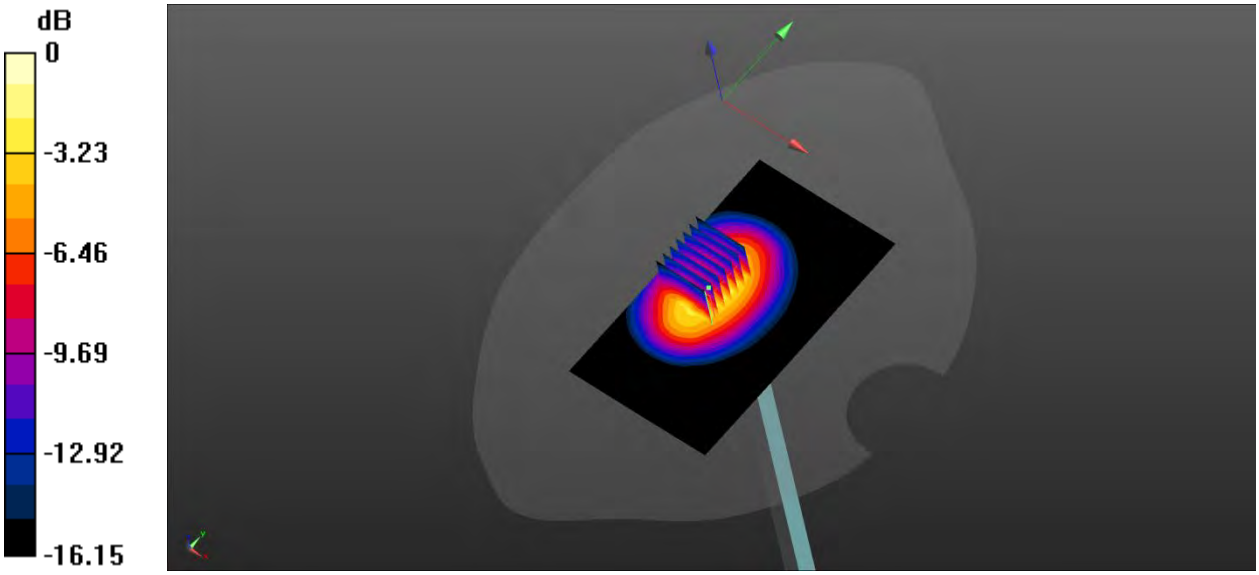

0 dB = 4.56 W/kg

System Performance Check Data (1750MHz)

Date: 2024.10.08

Communication System Band: D1750 (1750.0 MHz); Frequency: 1750 MHz;Duty Cycle: 1:1

Medium parameters used: f = 1750 MHz; σ = 1.406 S/m; ε_r = 39.96; ρ = 1000 kg/m^3

Phantom section: Flat Section

Ambient Temperature:22.5℃ Liquid Temperature:21.6℃

DASY5 Configuration:

- Probe: EX3DV4 - SN7893; ConvF(7.57, 7.83, 8.02); Calibrated: 2024.09.05;
- Sensor-Surface: 4mm (Mechanical Surface Detection)
- Electronics: DAE4 Sn1710; Calibrated: 2024.01.03
- Phantom: SAM1; Type: QD000P40CD; Serial: TP:1576
- Measurement SW: DASY52, Version 52.8 (8); SEMCAD X Version 14.6.10 (7331)

CW1750 100mw/Area Scan (101x101x1): Interpolated grid: dx=1.000 mm, dy=1.000 mm

Maximum value of SAR (interpolated) = 4.26 W/kg

CW1750 100mw/Zoom Scan (7x7x7)/Cube 0: Measurement grid: dx=5mm, dy=5mm, dz=5mm

Reference Value = 39.25 V/m; Power Drift = 0.03 dB

Peak SAR (extrapolated) = 6.23 W/kg

SAR(1 g) = 3.72 W/kg; SAR(10 g) = 1.98 W/kg

Maximum value of SAR (measured) = 4.21 W/kg

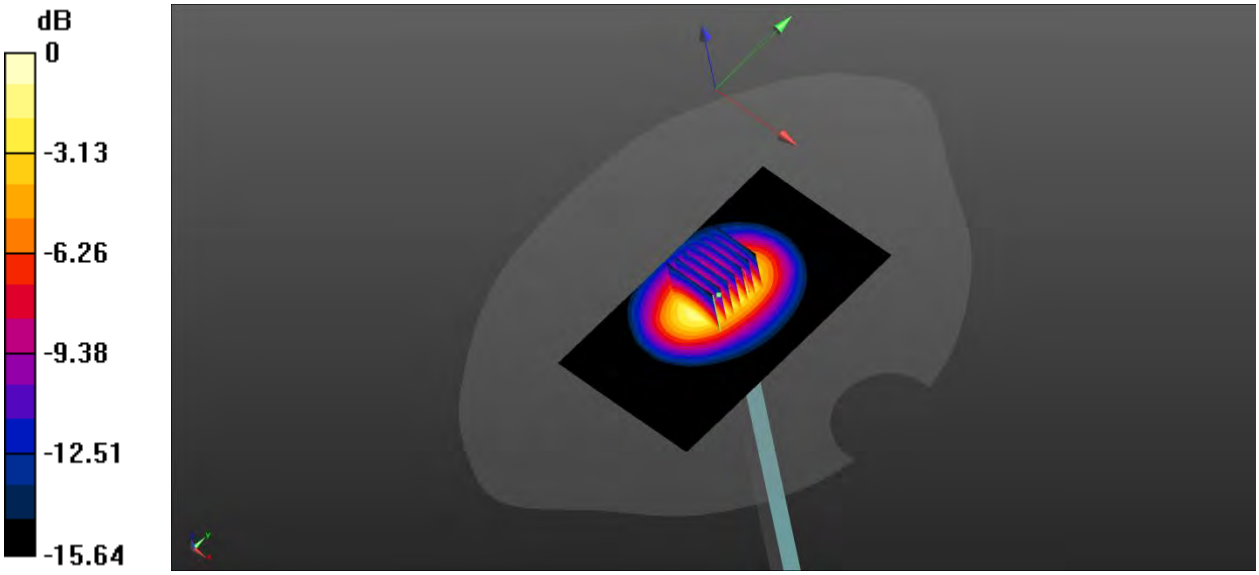

0 dB = 4.21 W/kg

System Performance Check Data (1750MHz)

Date: 2024.10.09

Communication System Band: D1750 (1750.0 MHz); Frequency: 1750 MHz;Duty Cycle: 1:1

Medium parameters used (interpolated): f = 1750 MHz; σ = 1.384 S/m; ε_r = 40.761; ρ = 1000 kg/m^3

Phantom section: Flat Section

Ambient Temperature:22.5℃ Liquid Temperature:21.6℃

DASY5 Configuration:

- Probe: EX3DV4 - SN7893; ConvF(7.57, 7.83, 8.02); Calibrated: 2024.09.05;
- Sensor-Surface: 4mm (Mechanical Surface Detection)
- Electronics: DAE4 Sn1710; Calibrated: 2024.01.03
- Phantom: SAM1; Type: QD000P40CD; Serial: TP:1576
- Measurement SW: DASY52, Version 52.8 (8); SEMCAD X Version 14.6.10 (7331)

CW 1750 100mw/Area Scan (101x101x1): Interpolated grid: dx=1.000 mm, dy=1.000 mm

Maximum value of SAR (interpolated) = 4.36 W/kg

CW 1750 100mw/Zoom Scan (7x7x7)/Cube 0: Measurement grid: dx=5mm, dy=5mm, dz=5mm

Reference Value = 54.08 V/m; Power Drift = 0.09 dB

Peak SAR (extrapolated) = 6.45 W/kg

SAR(1 g) = 3.74 W/kg; SAR(10 g) = 1.96 W/kg

Maximum value of SAR (measured) = 4.38 W/kg

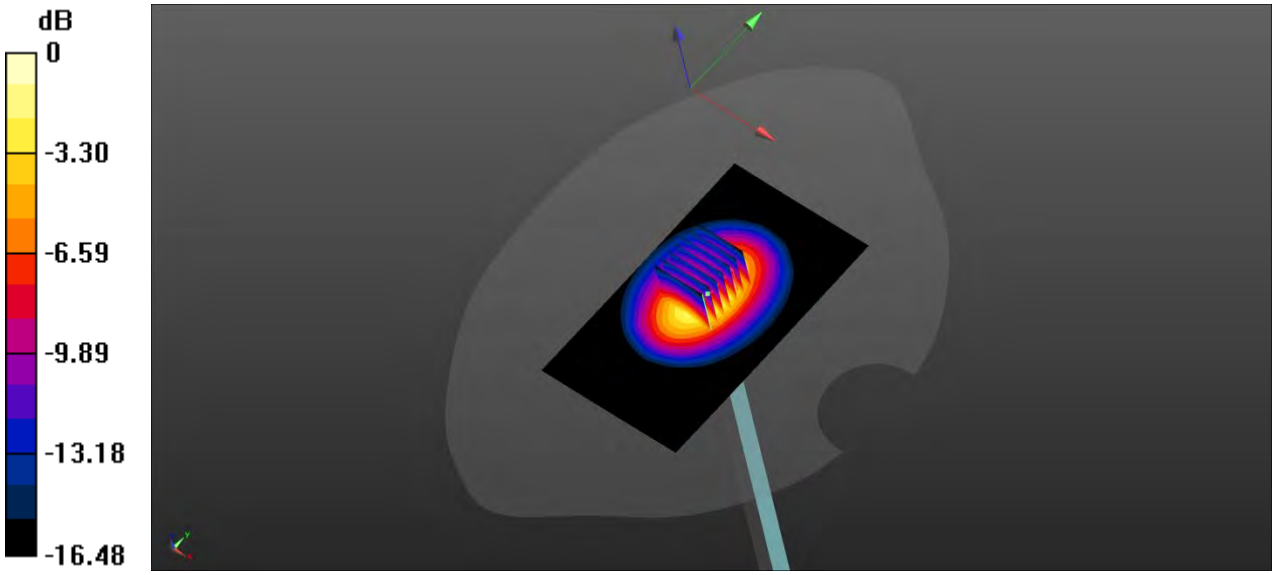

0 dB = 4.38 W/kg

System Performance Check Data (1750MHz)

Date: 2024.10.10

Communication System Band: D1750 (1750.0 MHz); Frequency: 1750 MHz;Duty Cycle: 1:1

Medium parameters used: f = 1750 MHz; σ = 1.371 S/m; ε_r = 40.236; ρ = 1000 kg/m^3

Phantom section: Flat Section

Ambient Temperature:22.5℃ Liquid Temperature:21.7℃

DASY5 Configuration:

- Probe: EX3DV4 - SN7893; ConvF(7.57, 7.83, 8.02); Calibrated: 2024.09.05;
- Sensor-Surface: 4mm (Mechanical Surface Detection)
- Electronics: DAE4 Sn1710; Calibrated: 2024.01.03
- Phantom: SAM1; Type: QD000P40CD; Serial: TP:1576
- Measurement SW: DASY52, Version 52.8 (8); SEMCAD X Version 14.6.10 (7331)

CW 1750 100mw/Area Scan (101x101x1): Interpolated grid: dx=1.000 mm, dy=1.000 mm

Maximum value of SAR (interpolated) = 4.22 W/kg

CW 1750 100mw/Zoom Scan (7x7x7)/Cube 0: Measurement grid: dx=5mm, dy=5mm, dz=5mm

Reference Value = 56.14 V/m; Power Drift = -0.02 dB

Peak SAR (extrapolated) = 7.02 W/kg

SAR(1 g) = 3.77 W/kg; SAR(10 g) = 1.98 W/kg

Maximum value of SAR (measured) = 4.23 W/kg

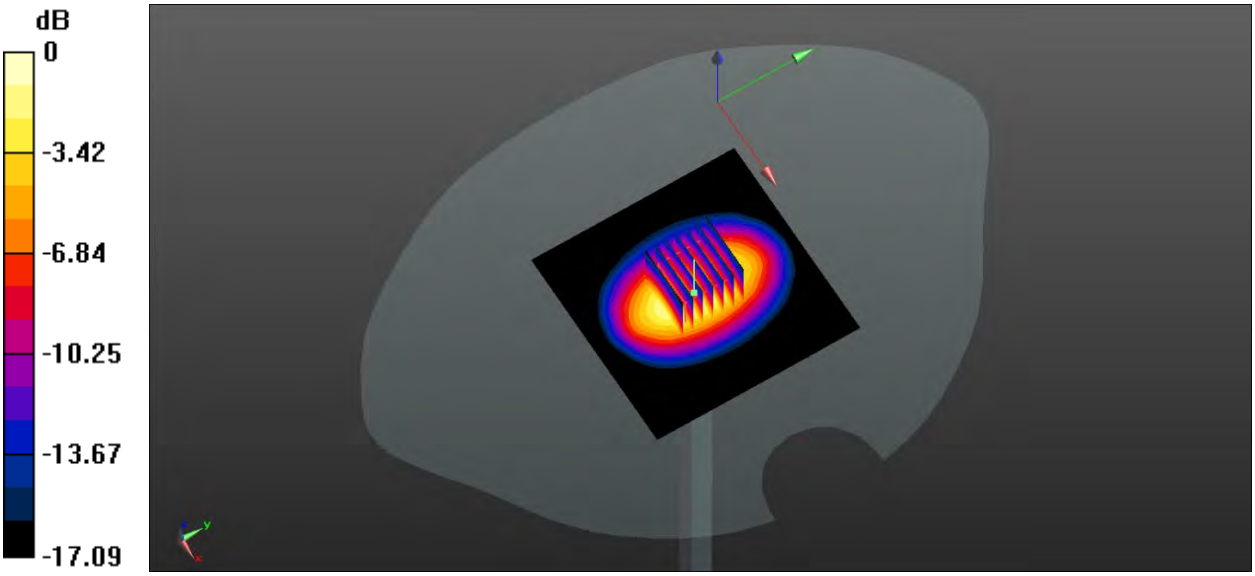

0 dB = 4.23 W/kg

System Performance Check Data (1750MHz)

Date: 2024.10.11

Communication System Band: D1750 (1750.0 MHz); Frequency: 1750 MHz;Duty Cycle: 1:1

Medium parameters used: f = 1750 MHz; σ = 1.395 S/m; ε_r = 39.527; ρ = 1000 kg/m^3

Phantom section: Flat Section

Ambient Temperature:22.2℃ Liquid Temperature:21.3℃

DASY5 Configuration:

- Probe: EX3DV4 - SN7893; ConvF(7.57, 7.83, 8.02); Calibrated: 2024.09.05;
- Sensor-Surface: 4mm (Mechanical Surface Detection)
- Electronics: DAE4 Sn1710; Calibrated: 2024.01.03
- Phantom: SAM1; Type: QD000P40CD; Serial: TP:1576
- Measurement SW: DASY52, Version 52.8 (8); SEMCAD X Version 14.6.10 (7331)

CW 1750 100mw/Area Scan (101x101x1): Interpolated grid: dx=1.000 mm, dy=1.000 mm

Maximum value of SAR (interpolated) = 4.03 W/kg

CW 1750 100mw/Zoom Scan (7x7x7)/Cube 0: Measurement grid: dx=5mm, dy=5mm, dz=5mm

Reference Value = 48.41 V/m; Power Drift = -0.06 dB

Peak SAR (extrapolated) = 6.75 W/kg

SAR(1 g) = 3.75 W/kg; SAR(10 g) = 1.95 W/kg

Maximum value of SAR (measured) = 4.01 W/kg

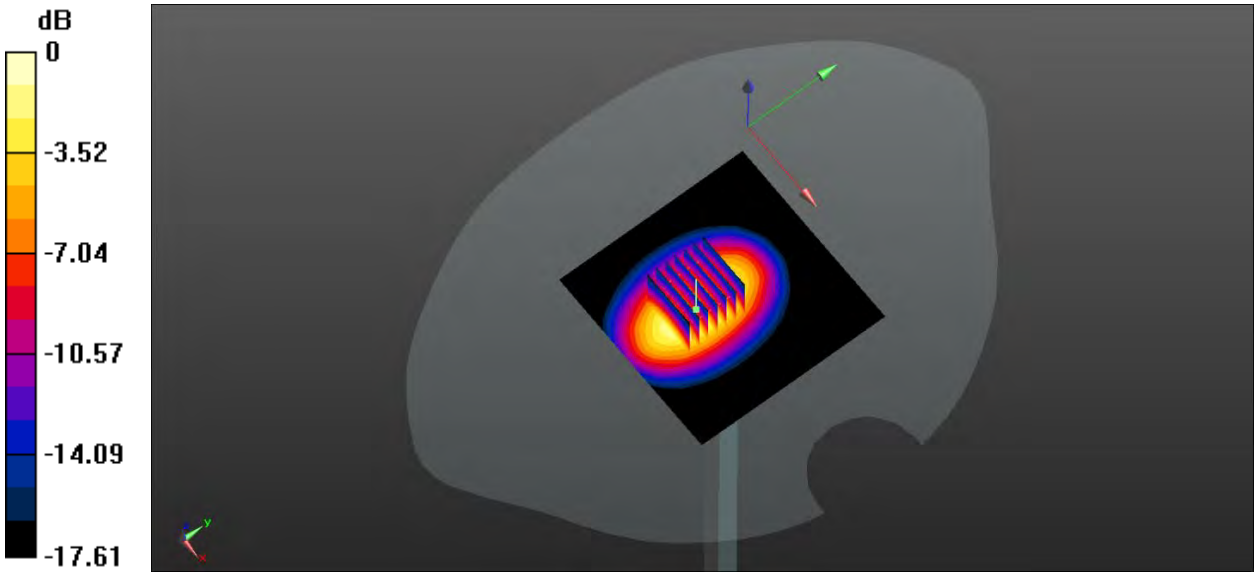

0 dB = 4.01 W/kg

System Performance Check Data (1950MHz)

Date: 2024.10.12

Communication System Band: D1950 (1950.0 MHz); Frequency: 1950 MHz;Duty Cycle: 1:1

Medium parameters used: f = 1950 MHz; σ = 1.439 S/m; ε_r = 39.812; ρ = 1000 kg/m^3

Phantom section: Flat Section

Ambient Temperature:22.4℃ Liquid Temperature:21.3℃

DASY5 Configuration:

- Probe: EX3DV4 - SN7510; ConvF(8.33, 8.33, 8.33); Calibrated: 2024.06.25;
- Sensor-Surface: 4mm (Mechanical Surface Detection)
- Electronics: DAE4 Sn1710; Calibrated: 2024.01.03
- Phantom: SAM1; Type: QD000P40CD; Serial: TP:1576
- Measurement SW: DASY52, Version 52.8 (8); SEMCAD X Version 14.6.10 (7331)

CW1950 100mw/Area Scan (101x101x1): Interpolated grid: dx=1.000 mm, dy=1.000 mm

Maximum value of SAR (interpolated) = 4.52 W/kg

CW1950 100mw/Zoom Scan (7x7x7)/Cube 0: Measurement grid: dx=5mm, dy=5mm, dz=5mm

Reference Value = 54.21 V/m; Power Drift = 0.06 dB

Peak SAR (extrapolated) = 6.34 W/kg

SAR(1 g) = 4.19 W/kg; SAR(10 g) = 2.20 W/kg

Maximum value of SAR (measured) = 4.49 W/kg

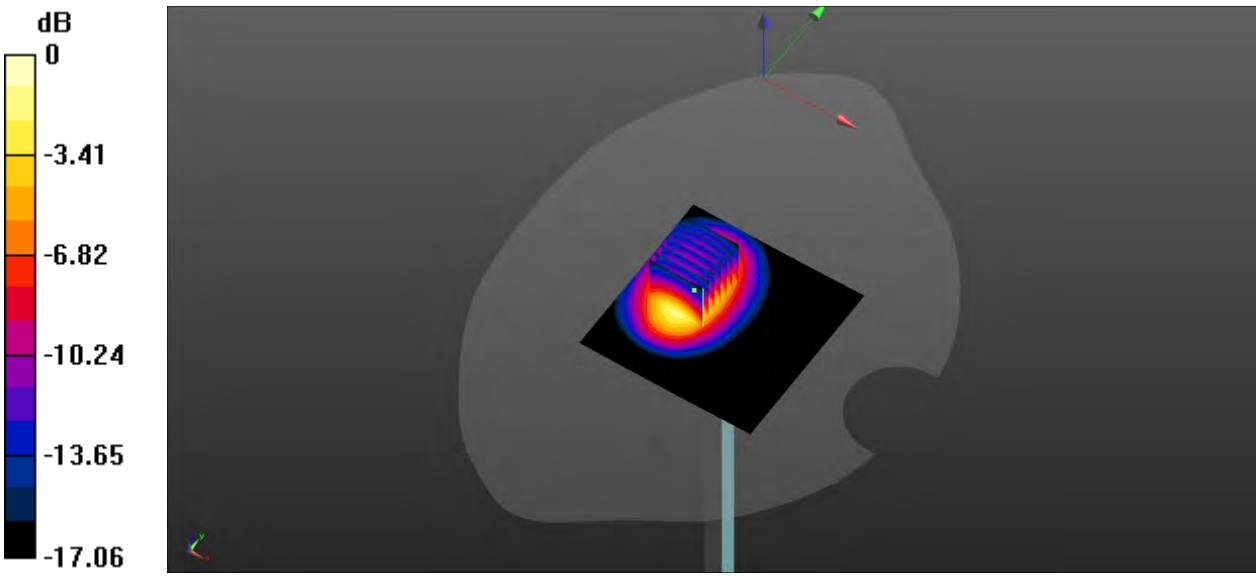

0 dB = 4.49 W/kg

System Performance Check Data (1950MHz)

Date: 2024.10.13

Communication System Band: D1950 (1950.0 MHz); Frequency: 1950 MHz;Duty Cycle: 1:1

Medium parameters used: f = 1950 MHz; σ = 1.445 S/m; ε_r = 38.852; ρ = 1000 kg/m^3

Phantom section: Flat Section

Ambient Temperature:22.6℃ Liquid Temperature:21.8℃

DASY5 Configuration:

- Probe: EX3DV4 - SN7510; ConvF(8.33, 8.33, 8.33); Calibrated: 2024.06.25;
- Sensor-Surface: 4mm (Mechanical Surface Detection)
- Electronics: DAE4 Sn1710; Calibrated: 2024.01.03
- Phantom: SAM1; Type: QD000P40CD; Serial: TP:1576
- Measurement SW: DASY52, Version 52.8 (8); SEMCAD X Version 14.6.10 (7331)

CW 1950 100mW/Area Scan (101x101x1): Interpolated grid: dx=1.000 mm, dy=1.000 mm

Maximum value of SAR (interpolated) = 4.43 W/kg

CW 1950 100mW/Zoom Scan (7x7x7)/Cube 0: Measurement grid: dx=5mm, dy=5mm, dz=5mm

Reference Value = 56.53 V/m; Power Drift = -0.04 dB

Peak SAR (extrapolated) = 7.18 W/kg

SAR(1 g) = 4.21 W/kg; SAR(10 g) = 2.21 W/kg

Maximum value of SAR (measured) = 4.39 W/kg

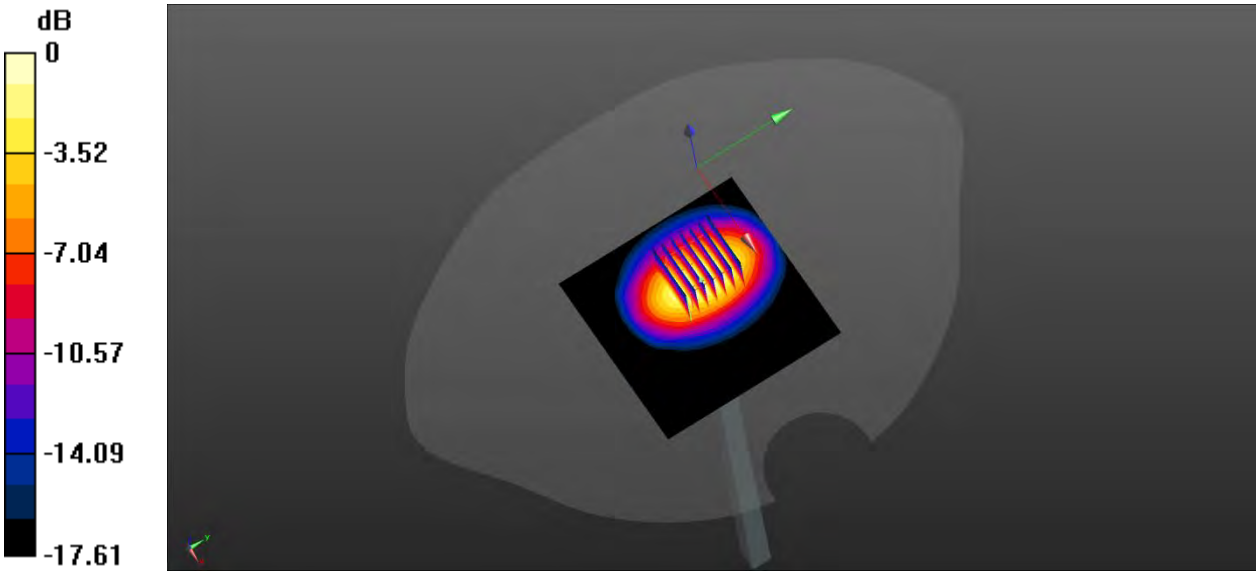

0 dB = 4.39 W/kg

System Performance Check Data (1950MHz)

Date: 2024.10.14

Communication System Band: D1950 (1950.0 MHz); Frequency: 1950 MHz;Duty Cycle: 1:1

Medium parameters used: f = 1950 MHz; σ = 1.439 S/m; ε_r = 39.004; ρ = 1000 kg/m^3

Phantom section: Flat Section

Ambient Temperature:22.6℃ Liquid Temperature:21.8℃

DASY5 Configuration:

- Probe: EX3DV4 - SN7510; ConvF(8.33, 8.33, 8.33); Calibrated: 2024.06.25;
- Sensor-Surface: 4mm (Mechanical Surface Detection)
- Electronics: DAE4 Sn1710; Calibrated: 2024.01.03
- Phantom: SAM1; Type: QD000P40CD; Serial: TP:1576
- Measurement SW: DASY52, Version 52.8 (8); SEMCAD X Version 14.6.10 (7331)

CW1950 100mw/Area Scan (101x101x1): Interpolated grid: dx=1.000 mm, dy=1.000 mm

Maximum value of SAR (interpolated) = 4.28 W/kg

CW1950 100mw/Zoom Scan (7x7x7)/Cube 0: Measurement grid: dx=5mm, dy=5mm, dz=5mm

Reference Value = 51.92 V/m; Power Drift = -0.03 dB

Peak SAR (extrapolated) = 7.21 W/kg

SAR(1 g) = 4.24 W/kg; SAR(10 g) = 2.23 W/kg

Maximum value of SAR (measured) = 4.32 W/kg

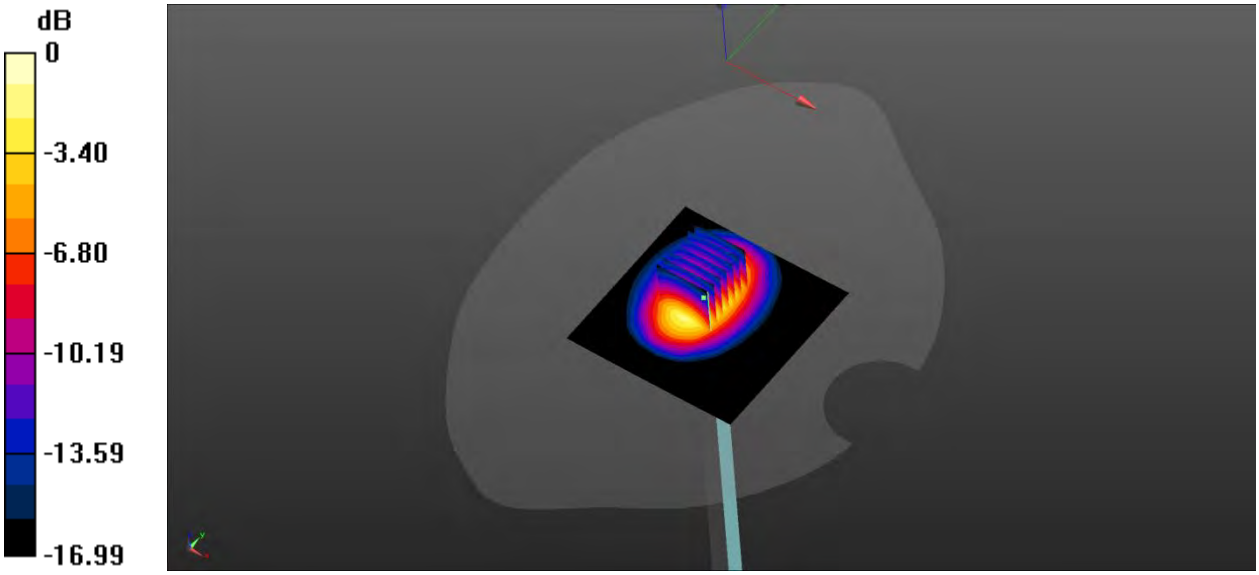

0 dB = 4.32 W/kg

System Performance Check Data (1950MHz)

Date: 2024.10.15

Communication System Band: D1950 (1950.0 MHz); Frequency: 1950 MHz;Duty Cycle: 1:1

Medium parameters used: f = 1950 MHz; σ = 1.413 S/m; ε_r = 39.368; ρ = 1000 kg/m^3

Phantom section: Flat Section

Ambient Temperature:22.4℃ Liquid Temperature:21.7℃

DASY5 Configuration:

- Probe: EX3DV4 - SN7510; ConvF(8.33, 8.33, 8.33); Calibrated: 2024.06.25;
- Sensor-Surface: 4mm (Mechanical Surface Detection)
- Electronics: DAE4 Sn1710; Calibrated: 2024.01.03
- Phantom: SAM1; Type: QD000P40CD; Serial: TP:1576
- Measurement SW: DASY52, Version 52.8 (8); SEMCAD X Version 14.6.10 (7331)

CW 1950/Area Scan (101x101x1): Interpolated grid: dx=1.000 mm, dy=1.000 mm

Maximum value of SAR (interpolated) = 4.59 W/kg

CW 1950/Zoom Scan (7x7x7)/Cube 0: Measurement grid: dx=5mm, dy=5mm, dz=5mm

Reference Value = 53.15 V/m; Power Drift = 0.07 dB

Peak SAR (extrapolated) = 7.52 W/kg

SAR(1 g) = 4.25 W/kg; SAR(10 g) = 2.21 W/kg

Maximum value of SAR (measured) = 4.55 W/kg

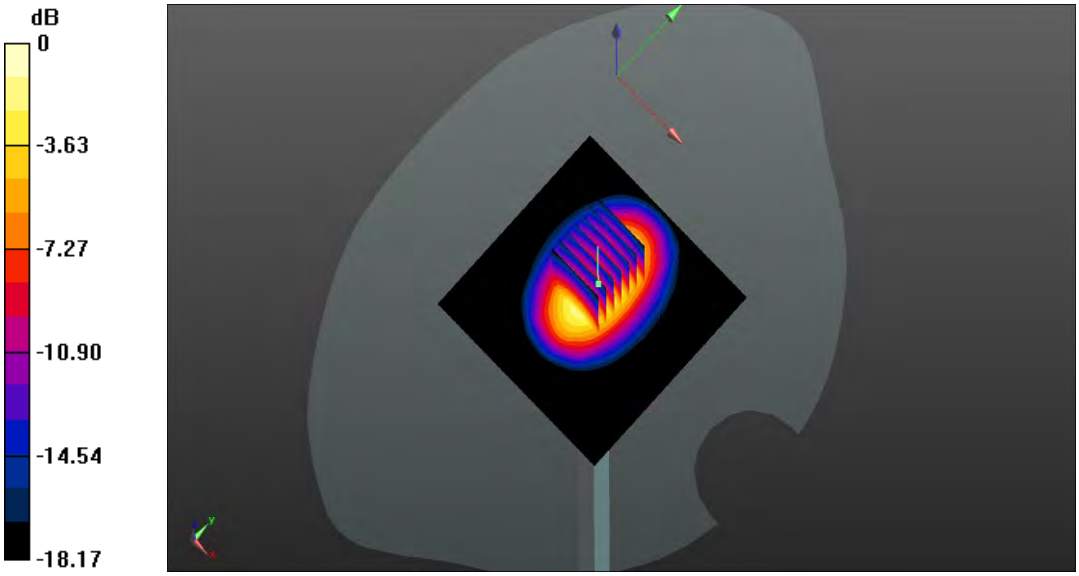

0 dB = 4.55 W/kg

System Performance Check Data (1950MHz)

Date: 2024.10.16

Communication System Band: D1950 (1950.0 MHz); Frequency: 1950 MHz;Duty Cycle: 1:1

Medium parameters used: f = 1950 MHz; σ = 1.437 S/m; ε_r = 39.132; ρ = 1000 kg/m^3

Phantom section: Flat Section

Ambient Temperature:22.5℃ Liquid Temperature:21.8℃

DASY5 Configuration:

- Probe: EX3DV4 - SN7510; ConvF(8.33, 8.33, 8.33); Calibrated: 2024.06.25;
- Sensor-Surface: 4mm (Mechanical Surface Detection)
- Electronics: DAE4 Sn1710; Calibrated: 2024.01.03
- Phantom: SAM1; Type: QD000P40CD; Serial: TP:1576
- Measurement SW: DASY52, Version 52.8 (8); SEMCAD X Version 14.6.10 (7331)

CW1950 100mw/Area Scan (101x101x1): Interpolated grid: dx=1.000 mm, dy=1.000 mm

Maximum value of SAR (interpolated) = 4.52 W/kg

CW1950 100mw/Zoom Scan (7x7x7)/Cube 0: Measurement grid: dx=5mm, dy=5mm, dz=5mm

Reference Value = 54.11 V/m; Power Drift = 0.07 dB

Peak SAR (extrapolated) = 6.28 W/kg

SAR(1 g) = 4.26 W/kg; SAR(10 g) = 2.25 W/kg

Maximum value of SAR (measured) = 4.45 W/kg

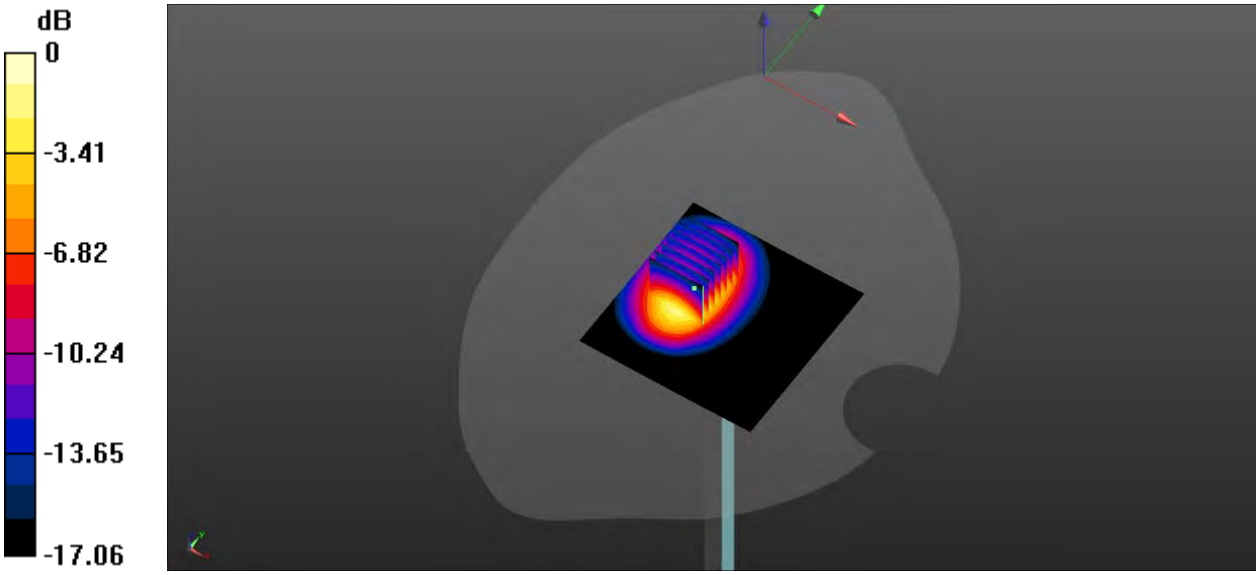

0 dB = 4.45 W/kg

System Performance Check Data (2450MHz)

Date: 2024.10.17

Communication System Band: D2450 (2450.0 MHz); Frequency: 2450 MHz;Duty Cycle: 1:1

Medium parameters used: f = 2450 MHz; σ = 1.812 S/m; ε_r = 39.015; ρ = 1000 kg/m^3

Phantom section: Flat Section

Ambient Temperature:22.3℃ Liquid Temperature:21.1℃

DASY5 Configuration:

- Probe: EX3DV4 - SN7893; ConvF(6.98, 7.22, 7.40); Calibrated: 2024.09.05;
- Sensor-Surface: 4mm (Mechanical Surface Detection)
- Electronics: DAE4 Sn1710; Calibrated: 2024.01.03
- Phantom: SAM1; Type: QD000P40CD; Serial: TP:1576
- Measurement SW: DASY52, Version 52.8 (8); SEMCAD X Version 14.6.10 (7331)

CW 2450/Area Scan (101x101x1): Interpolated grid: dx=1.000 mm, dy=1.000 mm

Maximum value of SAR (interpolated) = 6.35 W/kg

CW 2450/Zoom Scan (7x7x7)/Cube 0: Measurement grid: dx=5mm, dy=5mm, dz=5mm

Reference Value = 58.02 V/m; Power Drift = 0.01 dB

Peak SAR (extrapolated) = 11.4 W/kg

SAR(1 g) = 5.31 W/kg; SAR(10 g) = 2.51 W/kg

Maximum value of SAR (measured) = 6.12 W/kg

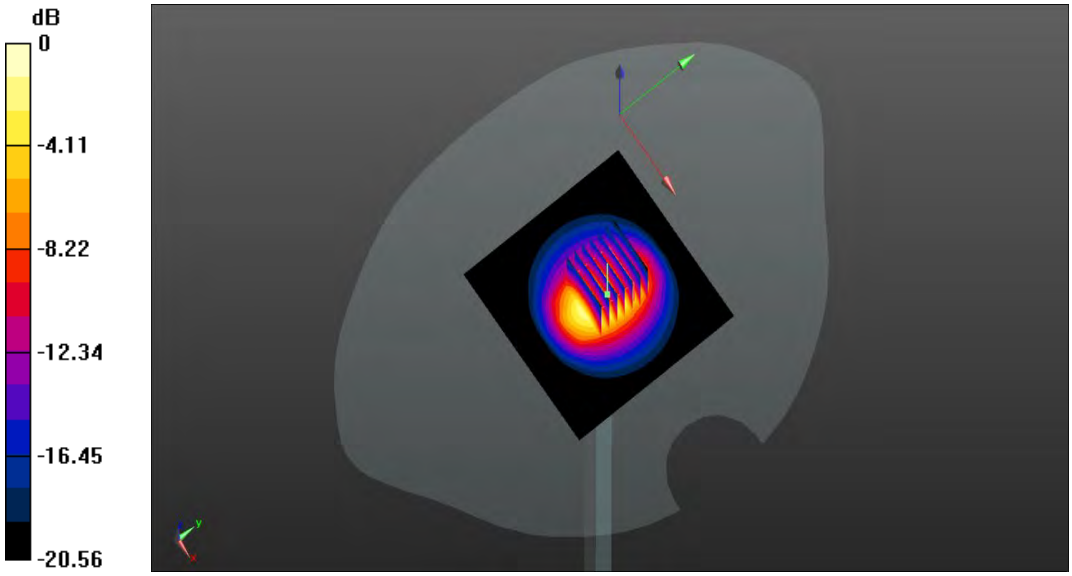

0 dB = 6.12 W/kg

System Performance Check Data (2450MHz)

Date: 2024.10.18

Communication System Band: D2450 (2450.0 MHz); Frequency: 2450 MHz;Duty Cycle: 1:1

Medium parameters used: f = 2450 MHz; σ = 1.769 S/m; ε_r = 39.634; ρ = 1000 kg/m^3

Phantom section: Flat Section

Ambient Temperature:22.2℃ Liquid Temperature:21.3℃

DASY5 Configuration:

- Probe: EX3DV4 - SN7893; ConvF(6.98, 7.22, 7.40); Calibrated: 2024.09.05;
- Sensor-Surface: 4mm (Mechanical Surface Detection)
- Electronics: DAE4 Sn1710; Calibrated: 2024.01.03
- Phantom: SAM1; Type: QD000P40CD; Serial: TP:1576
- Measurement SW: DASY52, Version 52.8 (8); SEMCAD X Version 14.6.10 (7331)

CW 2450/Area Scan (101x101x1): Interpolated grid: dx=1.000 mm, dy=1.000 mm

Maximum value of SAR (interpolated) = 5.75 W/kg

CW 2450/Zoom Scan (7x7x7)/Cube 0: Measurement grid: dx=5mm, dy=5mm, dz=5mm

Reference Value = 56.71 V/m; Power Drift = -0.09 dB

Peak SAR (extrapolated) = 11.4 W/kg

SAR(1 g) = 5.35 W/kg; SAR(10 g) = 2.55 W/kg

Maximum value of SAR (measured) = 5.81 W/kg

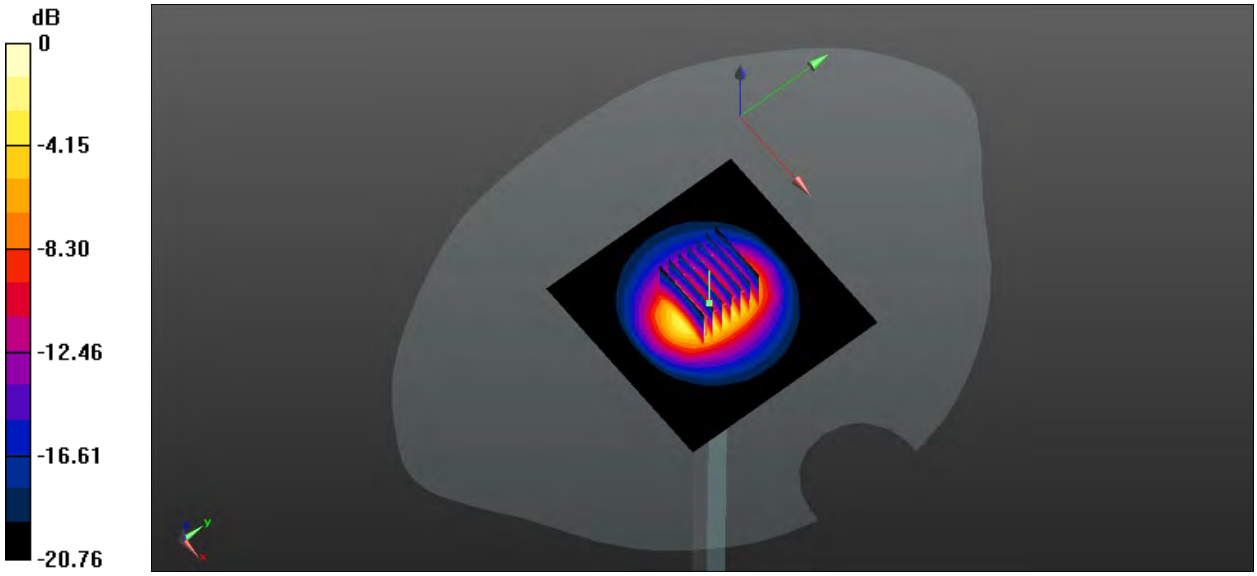

0 dB = 5.81 W/kg

System Performance Check Data (2600MHz)

Date: 2024.10.19

Communication System Band: D2600 (2600.0 MHz); Frequency: 2600 MHz;Duty Cycle: 1:1

Medium parameters used: f = 2600 MHz; σ = 2.016 S/m; ε_r = 38.02; ρ = 1000 kg/m^3

Phantom section: Right Section

Ambient Temperature:22.5℃ Liquid Temperature:21.4℃

DASY5 Configuration:

- Probe: EX3DV4 - SN7893; ConvF(7.06, 7.3, 7.48); Calibrated: 2024.09.05;
- Sensor-Surface: 4mm (Mechanical Surface Detection)
- Electronics: DAE4 Sn1710; Calibrated: 2024.01.03
- Phantom: SAM1; Type: QD000P40CD; Serial: TP:1576
- Measurement SW: DASY52, Version 52.8 (8); SEMCAD X Version 14.6.10 (7331)

CW 2600 100mW/Area Scan (101x101x1): Interpolated grid: dx=1.000 mm, dy=1.000 mm

Maximum value of SAR (interpolated) = 6.48 W/kg

CW 2600 100mW/Zoom Scan (7x7x7)/Cube 0: Measurement grid: dx=5mm, dy=5mm, dz=5mm

Reference Value = 47.37 V/m; Power Drift = 0.05 dB

Peak SAR (extrapolated) = 10.9 W/kg

SAR(1 g) = 5.61 W/kg; SAR(10 g) = 2.58 W/kg

Maximum value of SAR (measured) = 6.72 W/kg

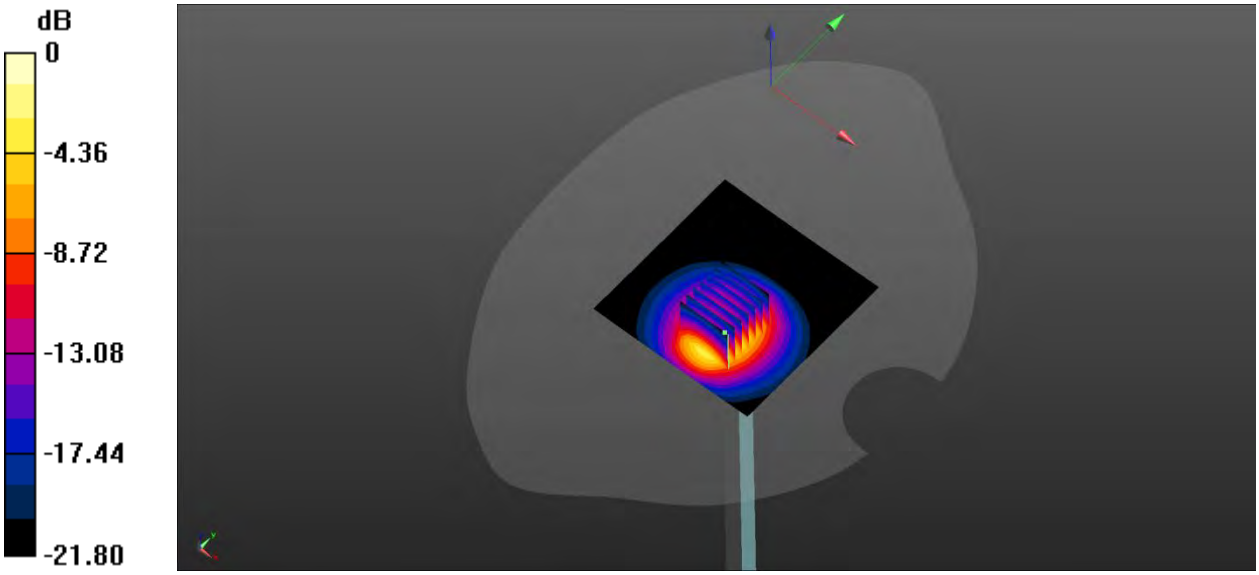

0 dB = 6.72 W/kg

System Performance Check Data (2600MHz)

Date: 2024.10.20

Communication System Band: D2600 (2600.0 MHz); Frequency: 2600 MHz;Duty Cycle: 1:1

Medium parameters used: f = 2600 MHz; σ = 1.977 S/m; ε_r = 38.034; ρ = 1000 kg/m^3

Phantom section: Right Section

Ambient Temperature:22.3℃ Liquid Temperature:21.5℃

DASY5 Configuration:

- Probe: EX3DV4 - SN7893; ConvF(7.06, 7.3, 7.48); Calibrated: 2024.09.05;
- Sensor-Surface: 4mm (Mechanical Surface Detection)
- Electronics: DAE4 Sn1710; Calibrated: 2024.01.03
- Phantom: SAM1; Type: QD000P40CD; Serial: TP:1576
- Measurement SW: DASY52, Version 52.8 (8); SEMCAD X Version 14.6.10 (7331)

CW 2600 100mW /Area Scan (101x101x1): Interpolated grid: dx=1.000 mm, dy=1.000 mm

Maximum value of SAR (interpolated) = 6.46 W/kg

CW 2600 100mW /Zoom Scan (7x7x7)/Cube 0: Measurement grid: dx=5mm, dy=5mm, dz=5mm

Reference Value = 46.94 V/m; Power Drift = -0.07 dB

Peak SAR (extrapolated) = 12.5 W/kg

SAR(1 g) = 5.64 W/kg; SAR(10 g) = 2.55 W/kg

Maximum value of SAR (measured) = 6.29 W/kg

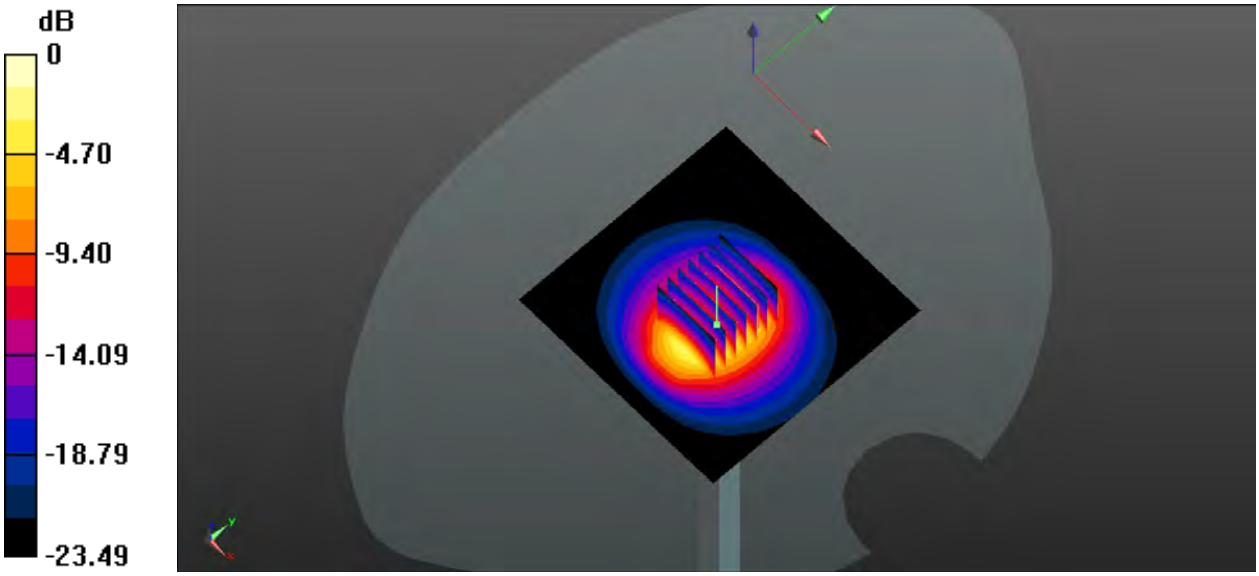

0 dB = 6.29 W/kg

System Performance Check Data (2600MHz)

Date: 2024.10.21

Communication System Band: D2600 (2600.0 MHz); Frequency: 2600 MHz;Duty Cycle: 1:1

Medium parameters used (extrapolated): f = 2600 MHz; σ = 1.939 S/m; ε_r = 37.777; ρ = 1000 kg/m^3

Phantom section: Flat Section

Ambient Temperature:22.5℃ Liquid Temperature:21.6℃

DASY5 Configuration:

- Probe: EX3DV4 - SN7893; ConvF(7.06, 7.3, 7.48); Calibrated: 2024.09.05;
- Sensor-Surface: 4mm (Mechanical Surface Detection)
- Electronics: DAE4 Sn1710; Calibrated: 2024.01.03
- Phantom: SAM1; Type: QD000P40CD; Serial: TP:1576
- Measurement SW: DASY52, Version 52.8 (8); SEMCAD X Version 14.6.10 (7331)

CW 2600 100mW/Area Scan (101x101x1): Interpolated grid: dx=1.000 mm, dy=1.000 mm

Maximum value of SAR (interpolated) = 6.16 W/kg

CW 2600 100mW/Zoom Scan (7x7x7)/Cube 0: Measurement grid: dx=5mm, dy=5mm, dz=5mm

Reference Value = 42.52 V/m; Power Drift = -0.11 dB

Peak SAR (extrapolated) = 12.2 W/kg

SAR(1 g) = 5.65 W/kg; SAR(10 g) = 2.58 W/kg

Maximum value of SAR (measured) = 6.18 W/kg



0 dB = 6.18 W/kg

System Performance Check Data (2600MHz)

Date: 2024.10.22

Communication System Band: D2600 (2600.0 MHz); Frequency: 2600 MHz;Duty Cycle: 1:1

Medium parameters used (extrapolated): f = 2600 MHz; σ = 1.966 S/m; ε_r = 37.945; ρ = 1000 kg/m^3

Phantom section: Flat Section

Ambient Temperature:22.2℃ Liquid Temperature:21.4℃

DASY5 Configuration:

- Probe: EX3DV4 - SN7893; ConvF(7.06, 7.3, 7.48); Calibrated: 2024.09.05;
- Sensor-Surface: 4mm (Mechanical Surface Detection)
- Electronics: DAE4 Sn1710; Calibrated: 2024.01.03
- Phantom: SAM1; Type: QD000P40CD; Serial: TP:1576
- Measurement SW: DASY52, Version 52.8 (8); SEMCAD X Version 14.6.10 (7331)

CW 2600 100mW/Area Scan (101x101x1): Interpolated grid: dx=1.000 mm, dy=1.000 mm

Maximum value of SAR (interpolated) = 6.33 W/kg

CW 2600 100mW/Zoom Scan (7x7x7)/Cube 0: Measurement grid: dx=5mm, dy=5mm, dz=5mm

Reference Value = 33.08 V/m; Power Drift = -0.05 dB

Peak SAR (extrapolated) = 12.8 W/kg

SAR(1 g) = 5.61 W/kg; SAR(10 g) = 2.58 W/kg

Maximum value of SAR (measured) = 6.37 W/kg

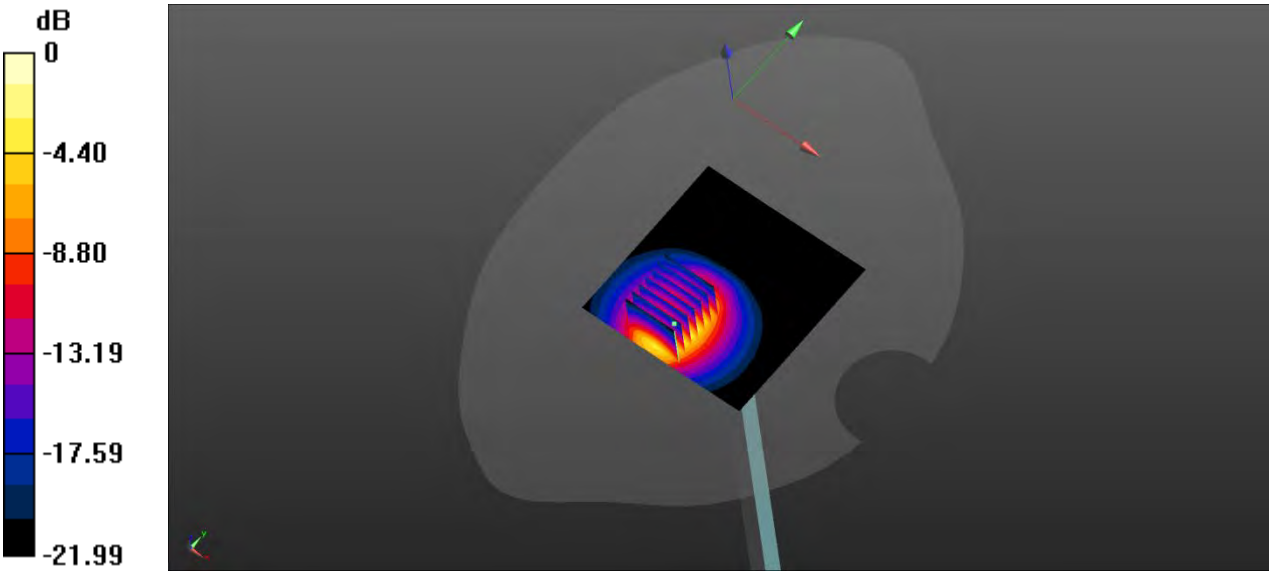

0 dB = 6.37 W/kg

System Performance Check Data (2600MHz)

Date: 2024.10.23

Communication System Band: D2600 (2600.0 MHz); Frequency: 2600 MHz;Duty Cycle: 1:1

Medium parameters used (extrapolated): f = 2600 MHz; σ = 1.996 S/m; ε_r = 38.717; ρ = 1000 kg/m^3

Phantom section: Flat Section

Ambient Temperature:22.5℃ Liquid Temperature:21.7℃

DASY5 Configuration:

- Probe: EX3DV4 - SN7893; ConvF(7.06, 7.3, 7.48); Calibrated: 2024.09.05;
- Sensor-Surface: 4mm (Mechanical Surface Detection)
- Electronics: DAE4 Sn1710; Calibrated: 2024.01.03
- Phantom: SAM1; Type: QD000P40CD; Serial: TP:1576
- Measurement SW: DASY52, Version 52.8 (8); SEMCAD X Version 14.6.10 (7331)

CW 2600 100mw/Area Scan (101x101x1): Interpolated grid: dx=1.000 mm, dy=1.000 mm

Maximum value of SAR (interpolated) = 6.28 W/kg

CW 2600 100mw/Zoom Scan (7x7x7)/Cube 0: Measurement grid: dx=5mm, dy=5mm, dz=5mm

Reference Value = 42.52 V/m; Power Drift = -0.03 dB

Peak SAR (extrapolated) = 10.9 W/kg

SAR(1 g) = 5.63 W/kg; SAR(10 g) = 2.56 W/kg

Maximum value of SAR (measured) = 6.35 W/kg

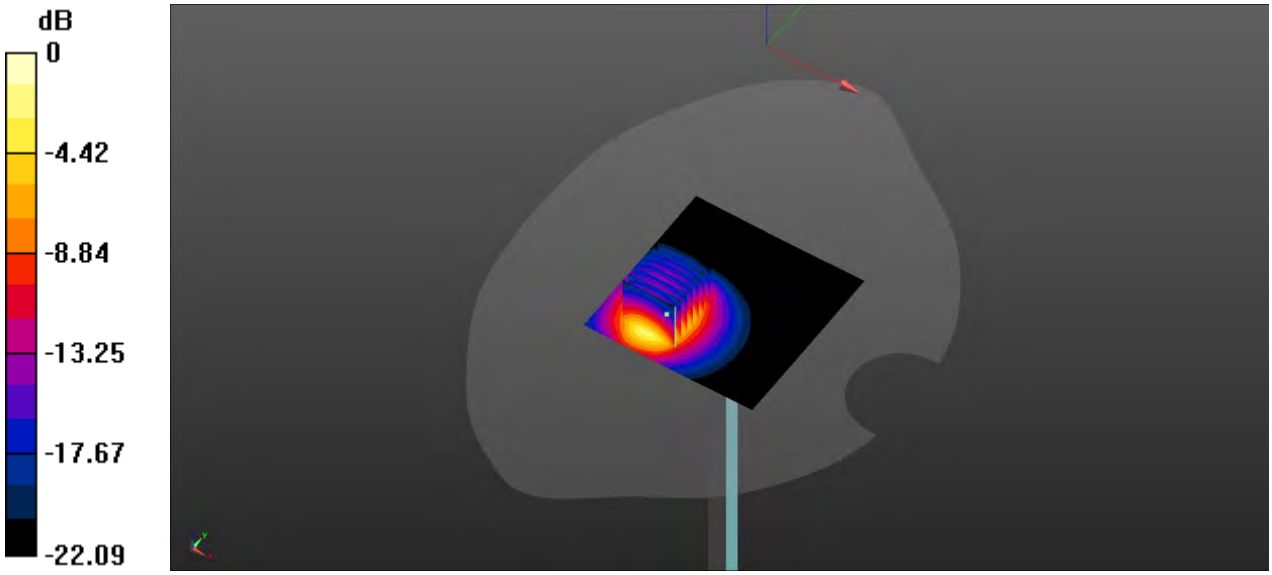

0 dB = 6.35 W/kg

System Performance Check Data (2600MHz)

Date: 2024.10.24

Communication System Band: D2600 (2600.0 MHz); Frequency: 2600 MHz;Duty Cycle: 1:1

Medium parameters used: f = 2600 MHz; σ = 1.95 S/m; ε_r = 38.394; ρ = 1000 kg/m^3

Phantom section: Flat Section

Ambient Temperature:22.3℃ Liquid Temperature:21.4℃

DASY5 Configuration:

- Probe: EX3DV4 - SN7893; ConvF(7.06, 7.3, 7.48); Calibrated: 2024.09.05;
- Sensor-Surface: 4mm (Mechanical Surface Detection)
- Electronics: DAE4 Sn1710; Calibrated: 2024.01.03
- Phantom: SAM1; Type: QD000P40CD; Serial: TP:1576
- Measurement SW: DASY52, Version 52.8 (8); SEMCAD X Version 14.6.10 (7331)

CW 2600 100mW/Area Scan (101x101x1): Interpolated grid: dx=1.000 mm, dy=1.000 mm

Maximum value of SAR (interpolated) = 6.23 W/kg

CW 2600 100mW/Zoom Scan (7x7x7)/Cube 0: Measurement grid: dx=5mm, dy=5mm, dz=5mm

Reference Value = 33.92 V/m; Power Drift = 0.08 dB

Peak SAR (extrapolated) = 12.6 W/kg

SAR(1 g) = 5.65 W/kg; SAR(10 g) = 2.58 W/kg

Maximum value of SAR (measured) = 6.18 W/kg



0 dB = 6.18 W/kg

System Performance Check Data (2600MHz)

Date: 2024.10.25

Communication System Band: D2600 (2600.0 MHz); Frequency: 2600 MHz;Duty Cycle: 1:1

Medium parameters used: f = 2600 MHz; σ = 1.979 S/m; ε_r = 38.69; ρ = 1000 kg/m^3

Phantom section: Flat Section

Ambient Temperature:22.5℃ Liquid Temperature:21.5℃

DASY5 Configuration:

- Probe: EX3DV4 - SN7893; ConvF(7.06, 7.3, 7.48); Calibrated: 2024.09.05;
- Sensor-Surface: 4mm (Mechanical Surface Detection)
- Electronics: DAE4 Sn1710; Calibrated: 2024.01.03
- Phantom: SAM1; Type: QD000P40CD; Serial: TP:1576
- Measurement SW: DASY52, Version 52.8 (8); SEMCAD X Version 14.6.10 (7331)

CW2600 100mw/Area Scan (101x101x1): Interpolated grid: dx=1.000 mm, dy=1.000 mm

Maximum value of SAR (interpolated) = 6.21 W/kg

CW2600 100mw/Zoom Scan (7x7x7)/Cube 0: Measurement grid: dx=5mm, dy=5mm, dz=5mm

Reference Value = 53.67 V/m; Power Drift = -0.06 dB

Peak SAR (extrapolated) = 12.5 W/kg

SAR(1 g) = 5.66 W/kg; SAR(10 g) = 2.55 W/kg

Maximum value of SAR (measured) = 6.16 W/kg

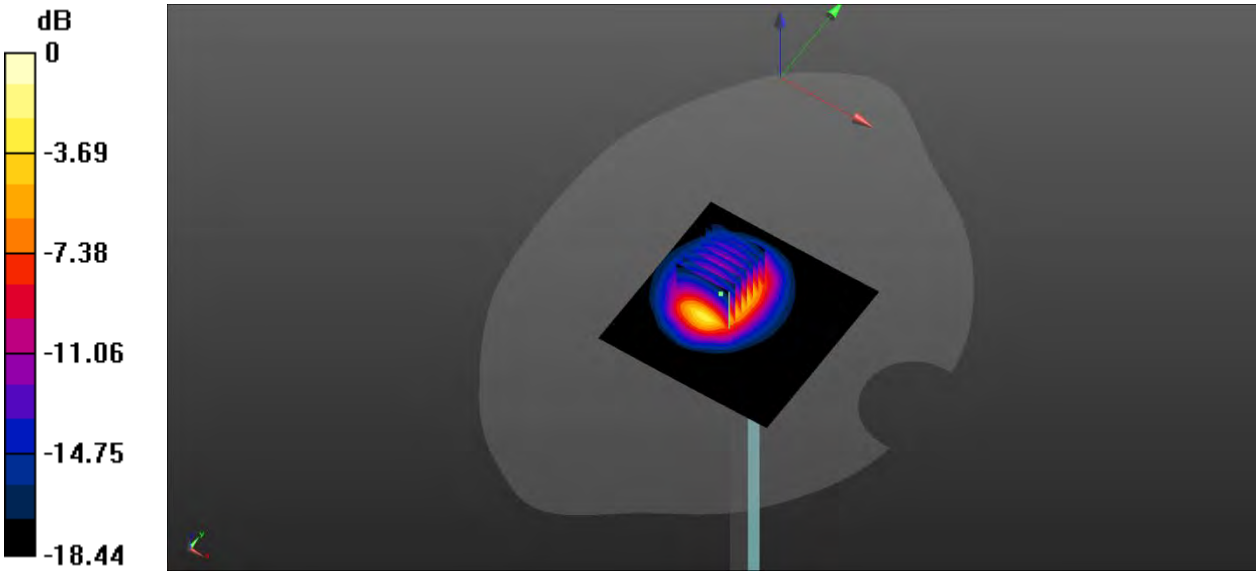

0 dB = 6.16 W/kg

System Performance Check Data (2600MHz)

Date: 2024.10.26

Communication System Band: D2600 (2600.0 MHz); Frequency: 2600 MHz;Duty Cycle: 1:1

Medium parameters used: f = 2600 MHz; σ = 2.025 S/m; ε_r = 38.829; ρ = 1000 kg/m^3

Phantom section: Flat Section

Ambient Temperature:22.4℃ Liquid Temperature:21.4℃

DASY5 Configuration:

- Probe: EX3DV4 - SN7893; ConvF(7.06, 7.3, 7.48); Calibrated: 2024.09.05;
- Sensor-Surface: 4mm (Mechanical Surface Detection)
- Electronics: DAE4 Sn1710; Calibrated: 2024.01.03
- Phantom: SAM1; Type: QD000P40CD; Serial: TP:1576
- Measurement SW: DASY52, Version 52.8 (8); SEMCAD X Version 14.6.10 (7331)

CW 2600 100mw/Area Scan (101x101x1): Interpolated grid: dx=1.000 mm, dy=1.000 mm

Maximum value of SAR (interpolated) = 6.26 W/kg

CW 2600 100mw/Zoom Scan (7x7x7)/Cube 0: Measurement grid: dx=5mm, dy=5mm, dz=5mm

Reference Value = 56.59 V/m; Power Drift = -0.02 dB

Peak SAR (extrapolated) = 11.8 W/kg

SAR(1 g) = 5.64 W/kg; SAR(10 g) = 2.58 W/kg

Maximum value of SAR (measured) = 6.23 W/kg

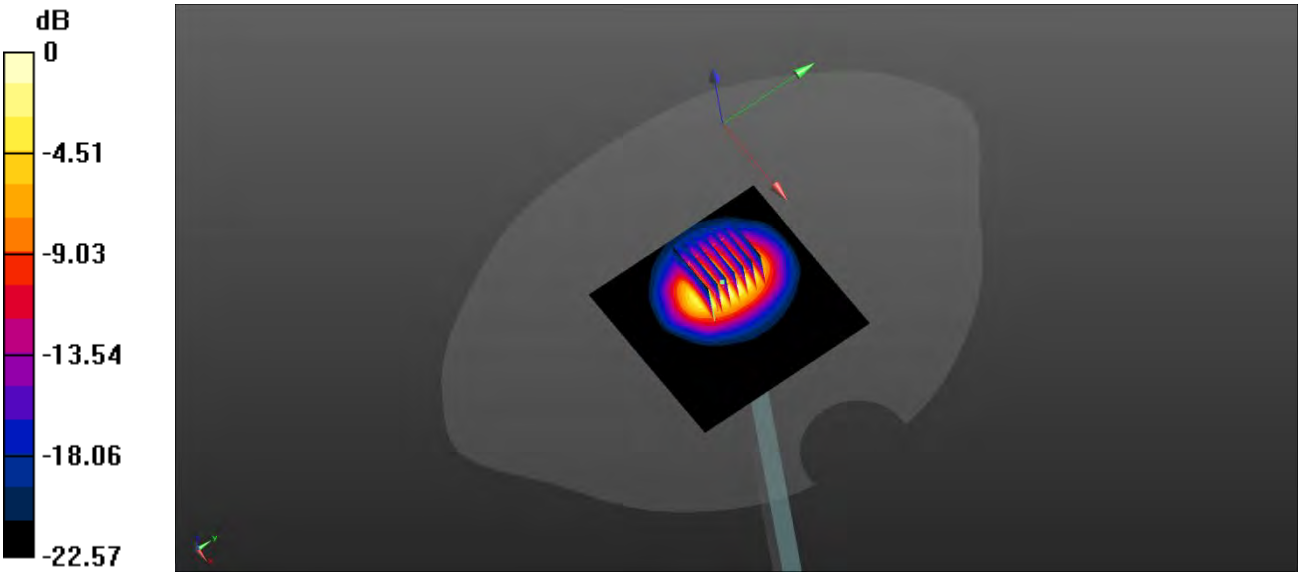

0 dB = 6.23 W/kg

System Performance Check Data (2600MHz)

Date: 2024.10.27

Communication System Band: D2600 (2600.0 MHz); Frequency: 2600 MHz;Duty Cycle: 1:1

Medium parameters used: f = 2600 MHz; σ = 1.941 S/m; ε_r = 39.581; ρ = 1000 kg/m^3

Phantom section: Flat Section

Ambient Temperature:22.2℃ Liquid Temperature:21.4℃

DASY5 Configuration:

- Probe: EX3DV4 - SN7893; ConvF(7.06, 7.3, 7.48); Calibrated: 2024.09.05;
- Sensor-Surface: 4mm (Mechanical Surface Detection)
- Electronics: DAE4 Sn1710; Calibrated: 2024.01.03
- Phantom: SAM1; Type: QD000P40CD; Serial: TP:1576
- Measurement SW: DASY52, Version 52.8 (8); SEMCAD X Version 14.6.10 (7331)

CW 2600 100mw/Area Scan (101x101x1): Interpolated grid: dx=1.000 mm, dy=1.000 mm

Maximum value of SAR (interpolated) = 6.33 W/kg

CW 2600 100mw/Zoom Scan (7x7x7)/Cube 0: Measurement grid: dx=5mm, dy=5mm, dz=5mm

Reference Value = 32.85 V/m; Power Drift = 0.12 dB

Peak SAR (extrapolated) = 11.8 W/kg

SAR(1 g) = 5.61 W/kg; SAR(10 g) = 2.55 W/kg

Maximum value of SAR (measured) = 6.28 W/kg

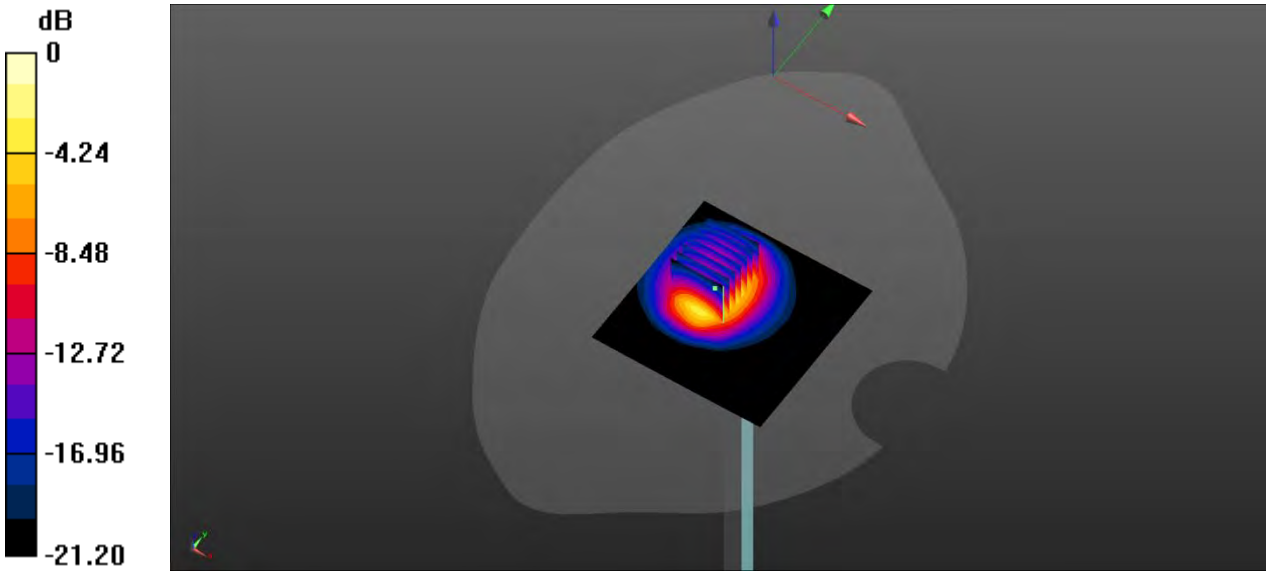

0 dB = 6.28 W/kg

System Performance Check Data (2600MHz)

Date: 2024.10.28

Communication System Band: D2600 (2600.0 MHz); Frequency: 2600 MHz;Duty Cycle: 1:1

Medium parameters used: f = 2600 MHz; σ = 1.996 S/m; ε_r = 38.331; ρ = 1000 kg/m^3

Phantom section: Flat Section

Ambient Temperature:22.5℃ Liquid Temperature:21.6℃

DASY5 Configuration:

- Probe: EX3DV4 - SN7893; ConvF(7.06, 7.3, 7.48); Calibrated: 2024.09.05;
- Sensor-Surface: 4mm (Mechanical Surface Detection)
- Electronics: DAE4 Sn1710; Calibrated: 2024.01.03
- Phantom: SAM1; Type: QD000P40CD; Serial: TP:1576
- Measurement SW: DASY52, Version 52.8 (8); SEMCAD X Version 14.6.10 (7331)

CW 2600 100mw/Area Scan (101x101x1): Interpolated grid: dx=1.000 mm, dy=1.000 mm

Maximum value of SAR (interpolated) = 6.19 W/kg

CW 2600 100mw/Zoom Scan (7x7x7)/Cube 0: Measurement grid: dx=5mm, dy=5mm, dz=5mm

Reference Value = 57.93 V/m; Power Drift = -0.05 dB

Peak SAR (extrapolated) = 11.6 W/kg

SAR(1 g) = 5.65 W/kg; SAR(10 g) = 2.58 W/kg

Maximum value of SAR (measured) = 6.13 W/kg

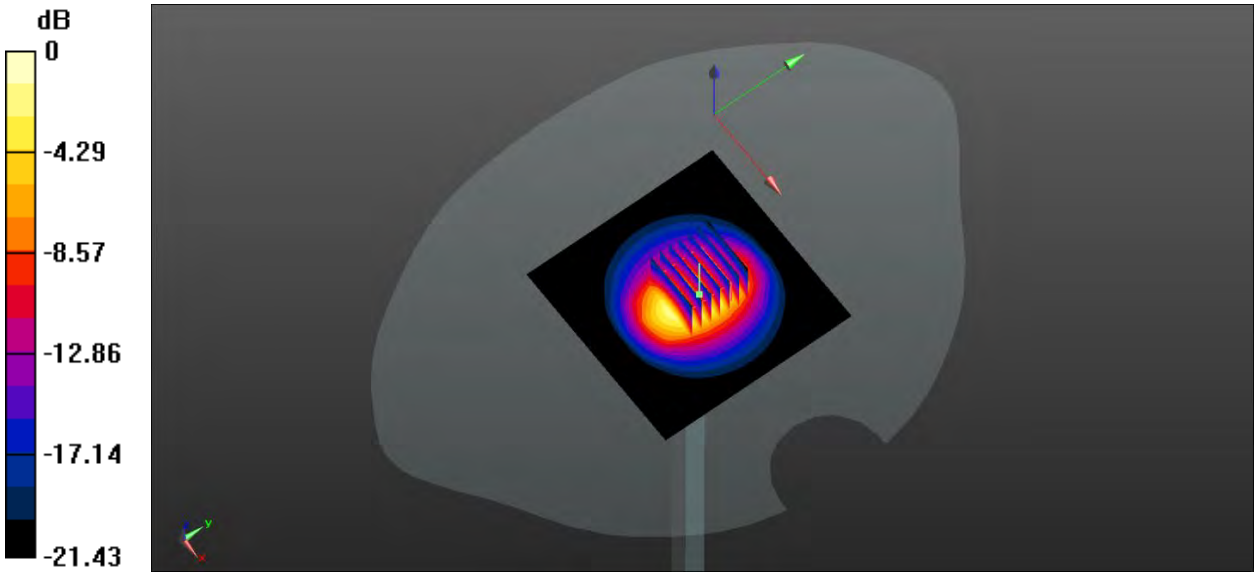

0 dB = 6.13 W/kg

System Performance Check Data (2600MHz)

Date: 2024.10.29

Communication System Band: D2600 (2600.0 MHz); Frequency: 2600 MHz;Duty Cycle: 1:1

Medium parameters used (interpolated): f = 2600 MHz; σ = 1.979 S/m; ε_r = 38.241; ρ = 1000 kg/m^3

Phantom section: Flat Section

Ambient Temperature:22.3℃ Liquid Temperature:21.5℃

DASY5 Configuration:

- Probe: EX3DV4 - SN7893; ConvF(7.06, 7.3, 7.48); Calibrated: 2024.09.05;
- Sensor-Surface: 4mm (Mechanical Surface Detection)
- Electronics: DAE4 Sn1710; Calibrated: 2024.01.03
- Phantom: SAM1; Type: QD000P40CD; Serial: TP:1576
- Measurement SW: DASY52, Version 52.8 (8); SEMCAD X Version 14.6.10 (7331)

CW 2600 100mw/Area Scan (101x101x1): Interpolated grid: dx=1.000 mm, dy=1.000 mm

Maximum value of SAR (interpolated) = 6.15 W/kg

CW 2600 100mw/Zoom Scan (7x7x7)/Cube 0: Measurement grid: dx=5mm, dy=5mm, dz=5mm

Reference Value = 43.76 V/m; Power Drift = -0.02 dB

Peak SAR (extrapolated) = 12.2 W/kg

SAR(1 g) = 5.62 W/kg; SAR(10 g) = 2.53 W/kg

Maximum value of SAR (measured) = 6.11 W/kg

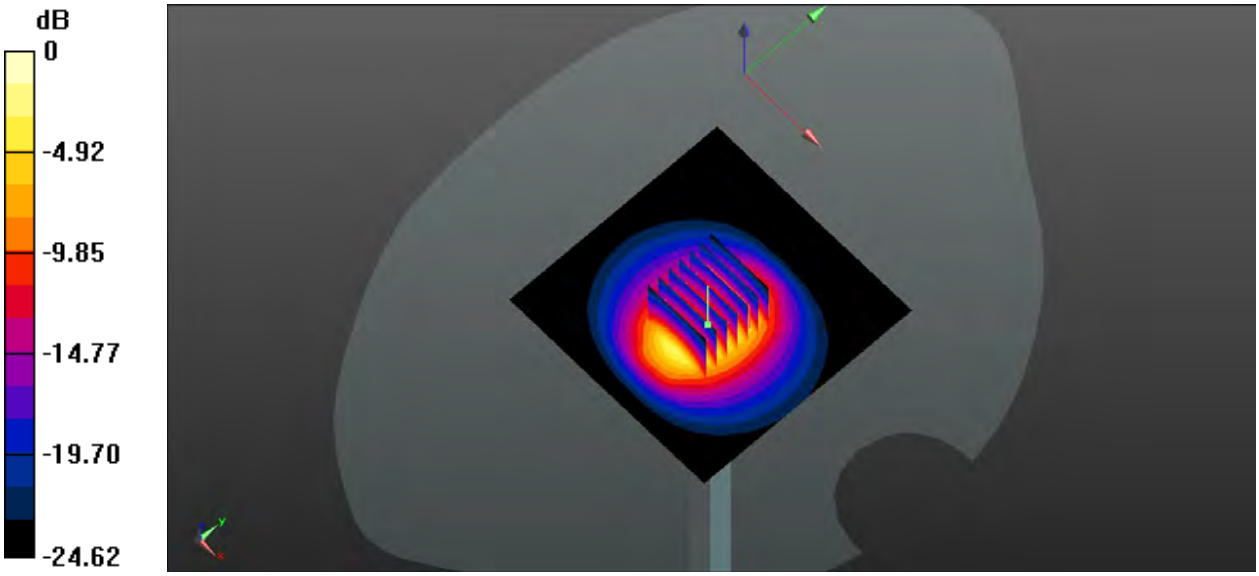

0 dB = 6.11 W/kg

System Performance Check Data (2600MHz)

Date: 2024.10.30

Communication System Band: D2600 (2600.0 MHz); Frequency: 2600 MHz;Duty Cycle: 1:1

Medium parameters used (extrapolated): f = 2600 MHz; σ = 1.947 S/m; ε_r = 39.98; ρ = 1000 kg/m^3

Phantom section: Flat Section

Ambient Temperature:22.5℃ Liquid Temperature:21.5℃

DASY5 Configuration:

- Probe: EX3DV4 - SN7893; ConvF(7.06, 7.3, 7.48); Calibrated: 2024.09.05;
- Sensor-Surface: 4mm (Mechanical Surface Detection)
- Electronics: DAE4 Sn1710; Calibrated: 2024.01.03
- Phantom: SAM1; Type: QD000P40CD; Serial: TP:1576
- Measurement SW: DASY52, Version 52.8 (8); SEMCAD X Version 14.6.10 (7331)

CW 2600 100mw/Area Scan (101x101x1): Interpolated grid: dx=1.000 mm, dy=1.000 mm

Maximum value of SAR (interpolated) = 6.21 W/kg

CW 2600 100mw/Zoom Scan (7x7x7)/Cube 0: Measurement grid: dx=5mm, dy=5mm, dz=5mm

Reference Value = 42.25 V/m; Power Drift = 0.03 dB

Peak SAR (extrapolated) = 12.1 W/kg

SAR(1 g) = 5.63 W/kg; SAR(10 g) = 2.55 W/kg

Maximum value of SAR (measured) = 6.16 W/kg

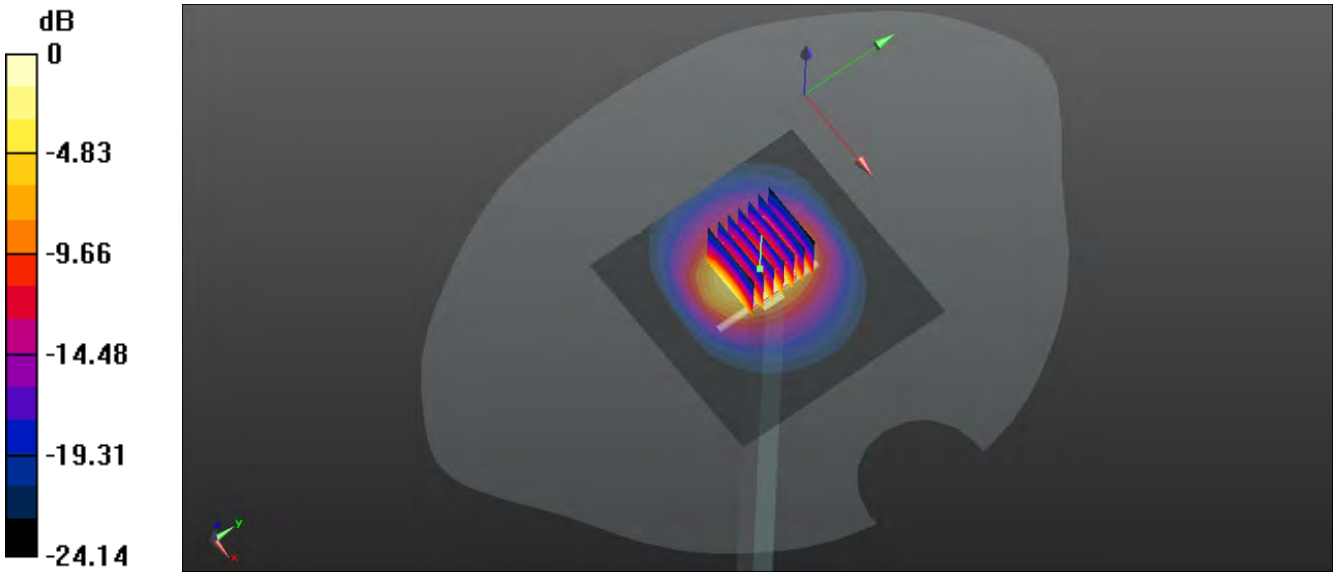

0 dB = 6.16 W/kg

System Performance Check Data (3500MHz)

Date: 2024.11.23

Communication System Band: D3500 (3500.0 MHz); Frequency: 3500 MHz;Duty Cycle: 1:1

Medium parameters used: f = 3500 MHz; σ = 2.961 S/m; ε_r = 37.705; ρ = 1000 kg/m^3

Phantom section: Flat Section

Ambient Temperature:22.4℃ Liquid Temperature:21.2℃

DASY5 Configuration:

- Probe: EX3DV4 - SN7510; ConvF(7.11, 7.11, 7.11); Calibrated: 2024.06.25;
- Sensor-Surface: 4mm (Mechanical Surface Detection)
- Electronics: DAE4 Sn1710; Calibrated: 2024.01.03
- Phantom: SAM1; Type: QD000P40CD; Serial: TP:1576
- Measurement SW: DASY52, Version 52.8 (8); SEMCAD X Version 14.6.10 (7331)

CW 3500/Area Scan (81x81x1): Interpolated grid: dx=1.000 mm, dy=1.000 mm

Maximum value of SAR (interpolated) = 8.23 W/kg

CW 3500/Zoom Scan (7x7x8)/Cube 0: Measurement grid: dx=5mm, dy=5mm, dz=4mm

Reference Value = 46.52 V/m; Power Drift = 0.04 dB

Peak SAR (extrapolated) = 19.5 W/kg

SAR(1 g) = 6.73 W/kg; SAR(10 g) = 2.58 W/kg

Maximum value of SAR (measured) = 12.1 W/kg

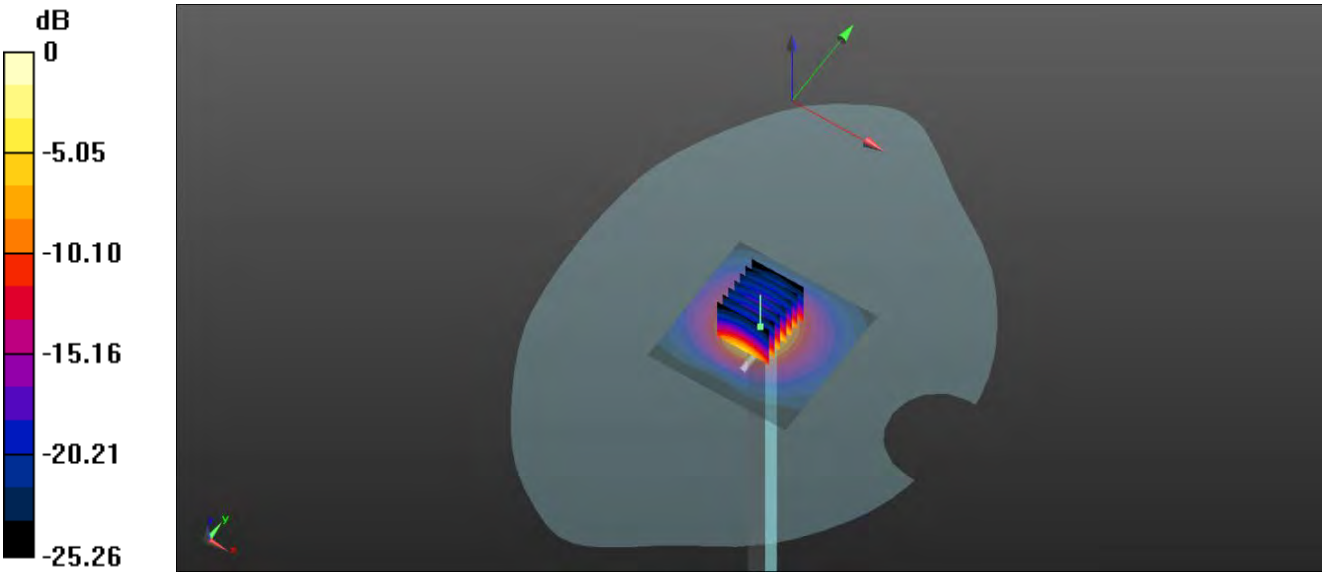

0 dB = 12.1 W/kg

System Performance Check Data (3700MHz)

Date: 2024.11.22

Communication System Band: D3700 (3700.0 MHz); Frequency: 3700 MHz;Duty Cycle: 1:1

Medium parameters used: f = 3700 MHz; σ = 3.163 S/m; ε_r = 38.246; ρ = 1000 kg/m^3

Phantom section: Flat Section

Ambient Temperature:22.2℃ Liquid Temperature:21.3℃

DASY5 Configuration:

- Probe: EX3DV4 - SN7510; ConvF(6.94, 6.94, 6.94); Calibrated: 2024.06.25;
- Sensor-Surface: 4mm (Mechanical Surface Detection)
- Electronics: DAE4 Sn1710; Calibrated: 2024.01.03
- Phantom: SAM1; Type: QD000P40CD; Serial: TP:1576
- Measurement SW: DASY52, Version 52.8 (8); SEMCAD X Version 14.6.10 (7331)

CW 3700/Area Scan (81x81x1): Interpolated grid: dx=1.000 mm, dy=1.000 mm

Maximum value of SAR (interpolated) = 8.18 W/kg

CW 3700/Zoom Scan (7x7x8)/Cube 0: Measurement grid: dx=5mm, dy=5mm, dz=4mm

Reference Value = 46.83 V/m; Power Drift = 0.15 dB

Peak SAR (extrapolated) = 19.7 W/kg

SAR(1 g) = 6.75 W/kg; SAR(10 g) = 2.49 W/kg

Maximum value of SAR (measured) = 12.3 W/kg

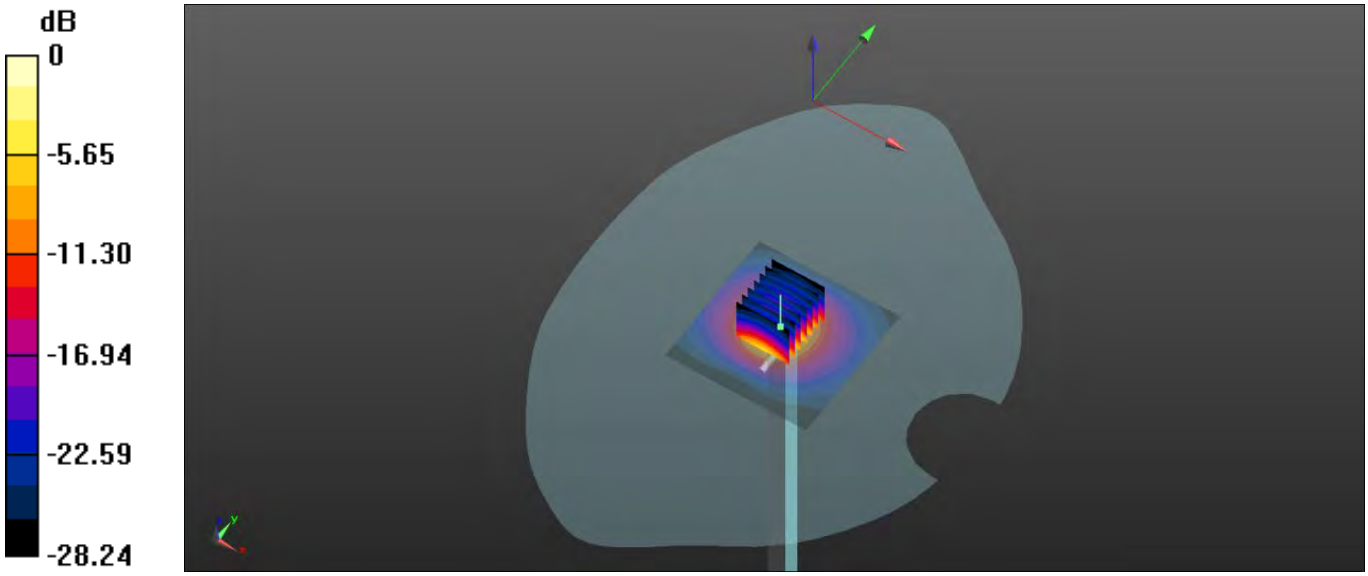

0 dB = 12.3 W/kg

System Performance Check Data (3900MHz)

Date: 2024.11.21

Communication System Band: D3900 (3900.0 MHz); Frequency: 3900 MHz;Duty Cycle: 1:1

Medium parameters used: f = 3900 MHz; σ = 3.28 S/m; ε_r = 36.87; ρ = 1000 kg/m^3

Phantom section: Flat Section

Ambient Temperature:22.2℃ Liquid Temperature:21.5℃

DASY5 Configuration:

- Probe: EX3DV4 - SN7510; ConvF(6.85, 6.85, 6.85); Calibrated: 2024.06.25;
- Sensor-Surface: 4mm (Mechanical Surface Detection)
- Electronics: DAE4 Sn1710; Calibrated: 2024.01.03
- Phantom: SAM1; Type: QD000P40CD; Serial: TP:1576
- Measurement SW: DASY52, Version 52.8 (8); SEMCAD X Version 14.6.10 (7331)

CW 3900/Area Scan (81x81x1): Interpolated grid: dx=1.000 mm, dy=1.000 mm

Maximum value of SAR (interpolated) = 8.38 W/kg

CW 3900/Zoom Scan (7x7x8)/Cube 0: Measurement grid: dx=5mm, dy=5mm, dz=4mm

Reference Value = 47.01 V/m; Power Drift = 0.08 dB

Peak SAR (extrapolated) = 24.9 W/kg

SAR(1 g) = 6.82 W/kg; SAR(10 g) = 2.38 W/kg

Maximum value of SAR (measured) = 14.1 W/kg

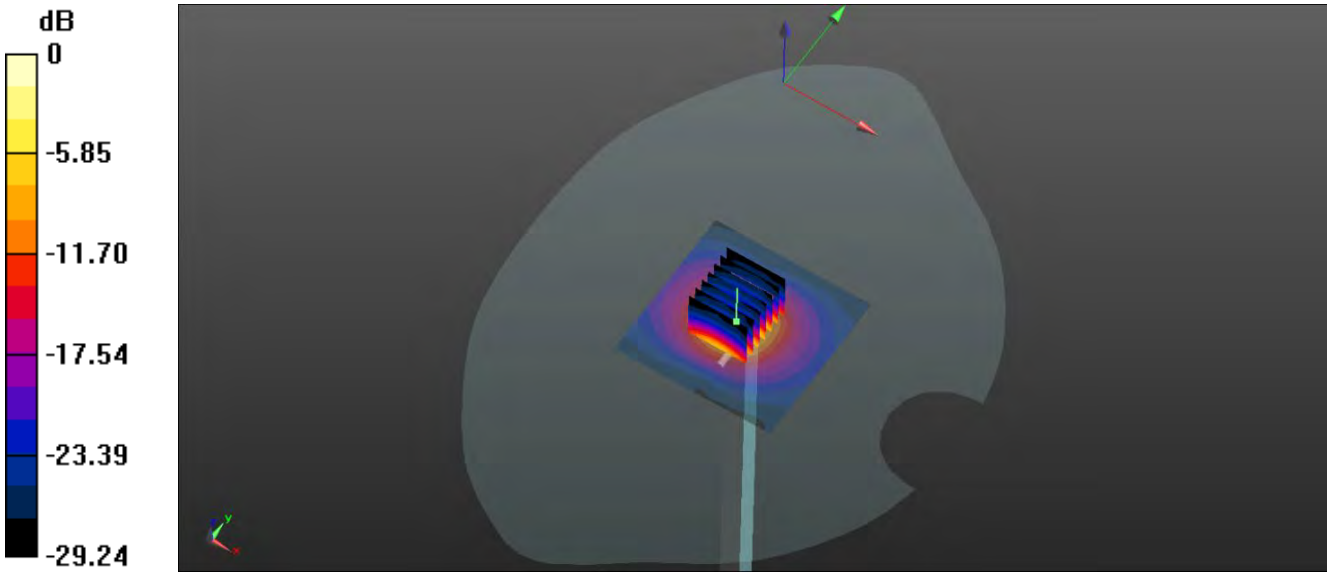

0 dB = 14.1 W/kg

System Performance Check Data (5250MHz)

Date: 2024.11.02

Communication System Band: D5GHz (5000.0 - 6000.0 MHz); Frequency: 5250 MHz;Duty Cycle: 1:1

Medium parameters used: f = 5250 MHz; σ = 4.776 S/m; ε_r = 35.554; ρ = 1000 kg/m^3

Phantom section: Flat Section

Ambient Temperature:22.5℃ Liquid Temperature:21.6℃

DASY5 Configuration:

- Probe: EX3DV4 - SN7893; ConvF(5.44, 5.62, 5.76); Calibrated: 2024.09.05;
- Sensor-Surface: 2mm (Mechanical Surface Detection)
- Electronics: DAE4 Sn1710; Calibrated: 2024.01.03
- Phantom: SAM1; Type: QD000P40CD; Serial: TP:1576
- Measurement SW: DASY52, Version 52.8 (8); SEMCAD X Version 14.6.10 (7331)

CW 5250 100mW/Area Scan (101x101x1): Interpolated grid: dx=1.000 mm, dy=1.000 mm

Maximum value of SAR (interpolated) = 8.11 W/kg

CW 5250 100mW/Zoom Scan (7x7x21)/Cube 0: Measurement grid: dx=4mm, dy=4mm, dz=2mm

Reference Value = 36.55 V/m; Power Drift = -0.01 dB

Peak SAR (extrapolated) = 31.8 W/kg

SAR(1 g) = 7.71 W/kg; SAR(10 g) = 2.21 W/kg

Maximum value of SAR (measured) = 18.9 W/kg

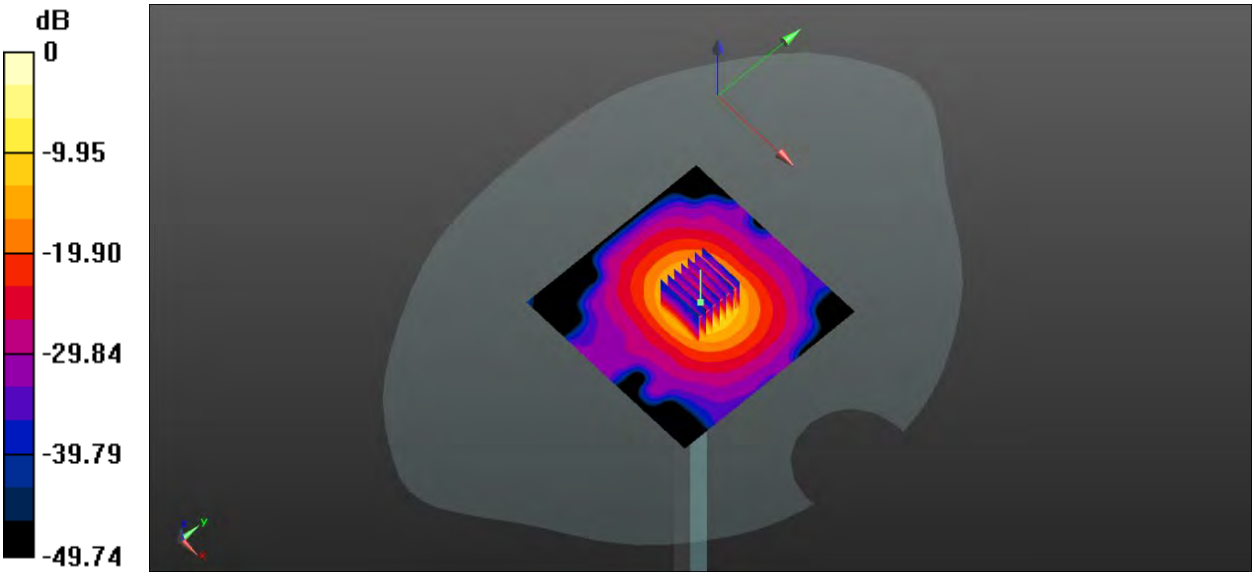

0 dB = 18.9 W/kg

System Performance Check Data (5250MHz)

Date: 2024.11.03

Communication System Band: D5GHz (5000.0 - 6000.0 MHz); Frequency: 5250 MHz;Duty Cycle: 1:1

Medium parameters used: f = 5250 MHz; σ = 4.579 S/m; ε_r = 36.821; ρ = 1000 kg/m^3

Phantom section: Flat Section

Ambient Temperature:22.3℃ Liquid Temperature:21.4℃

DASY5 Configuration:

- Probe: EX3DV4 - SN7893; ConvF(5.44, 5.62, 5.76); Calibrated: 2024.09.05;
- Sensor-Surface: 2mm (Mechanical Surface Detection)
- Electronics: DAE4 Sn1710; Calibrated: 2024.01.03
- Phantom: SAM1; Type: QD000P40CD; Serial: TP:1576
- Measurement SW: DASY52, Version 52.8 (8); SEMCAD X Version 14.6.10 (7331)

CW 5250 100mW/Area Scan (101x101x1): Interpolated grid: dx=1.000 mm, dy=1.000 mm

Maximum value of SAR (interpolated) = 14.3 W/kg

CW 5250 100mW/Zoom Scan (7x7x21)/Cube 0: Measurement grid: dx=4mm, dy=4mm, dz=2mm

Reference Value = 37.78 V/m; Power Drift = -0.04 dB

Peak SAR (extrapolated) = 31.9 W/kg

SAR(1 g) = 7.75 W/kg; SAR(10 g) = 2.24 W/kg

Maximum value of SAR (measured) = 19.1 W/kg

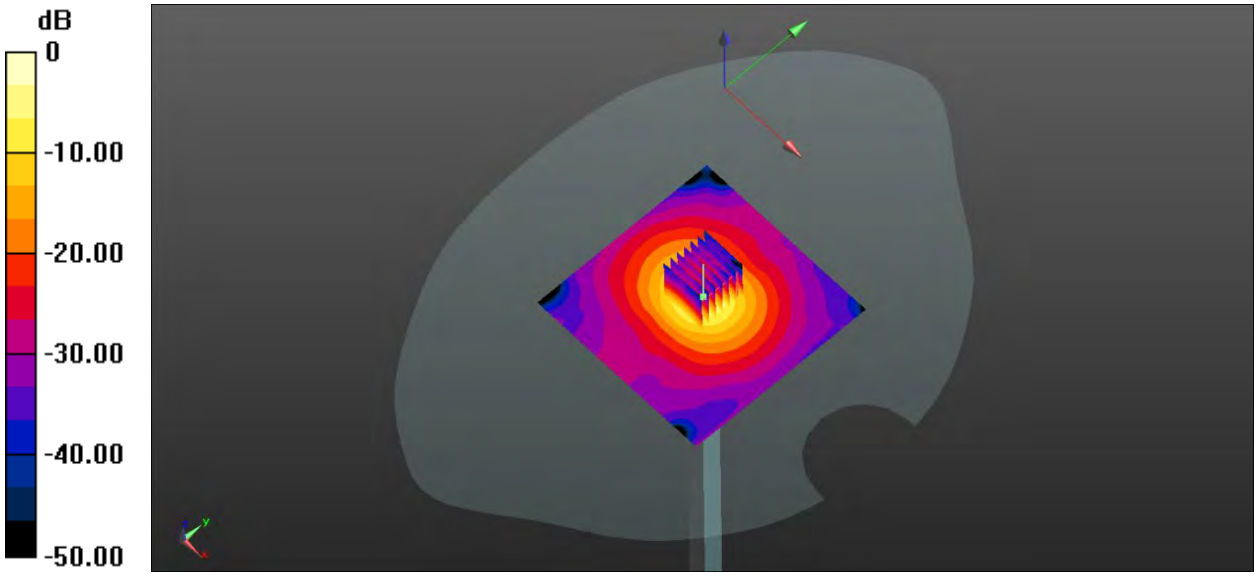

0 dB = 19.1 W/kg

System Performance Check Data (5600MHz)

Date: 2024.11.04

Communication System Band: D5GHz (5000.0 - 6000.0 MHz); Frequency: 5600 MHz;Duty Cycle: 1:1

Medium parameters used: f = 5600 MHz; σ = 5.034 S/m; ε_r = 34.782; ρ = 1000 kg/m^3

Phantom section: Flat Section

Ambient Temperature:22.1℃ Liquid Temperature:21.0℃

DASY5 Configuration:

- Probe: EX3DV4 - SN7893; ConvF(4.91, 5.08, 5.2); Calibrated: 2024.09.05;
- Sensor-Surface: 2mm (Mechanical Surface Detection)
- Electronics: DAE4 Sn1710; Calibrated: 2024.01.03
- Phantom: SAM1; Type: QD000P40CD; Serial: TP:1576
- Measurement SW: DASY52, Version 52.8 (8); SEMCAD X Version 14.6.10 (7331)

CW 5600 100mW/Area Scan (81x81x1): Interpolated grid: dx=1.000 mm, dy=1.000 mm

Maximum value of SAR (interpolated) = 9.85 W/kg

CW 5600 100mW/Zoom Scan (7x7x15)/Cube 0: Measurement grid: dx=4mm, dy=4mm, dz=2mm

Reference Value = 26.78 V/m; Power Drift = 0.13 dB

Peak SAR (extrapolated) = 41.4 W/kg

SAR(1 g) = 8.11 W/kg; SAR(10 g) = 2.28 W/kg

Maximum value of SAR (measured) = 16.2 W/kg

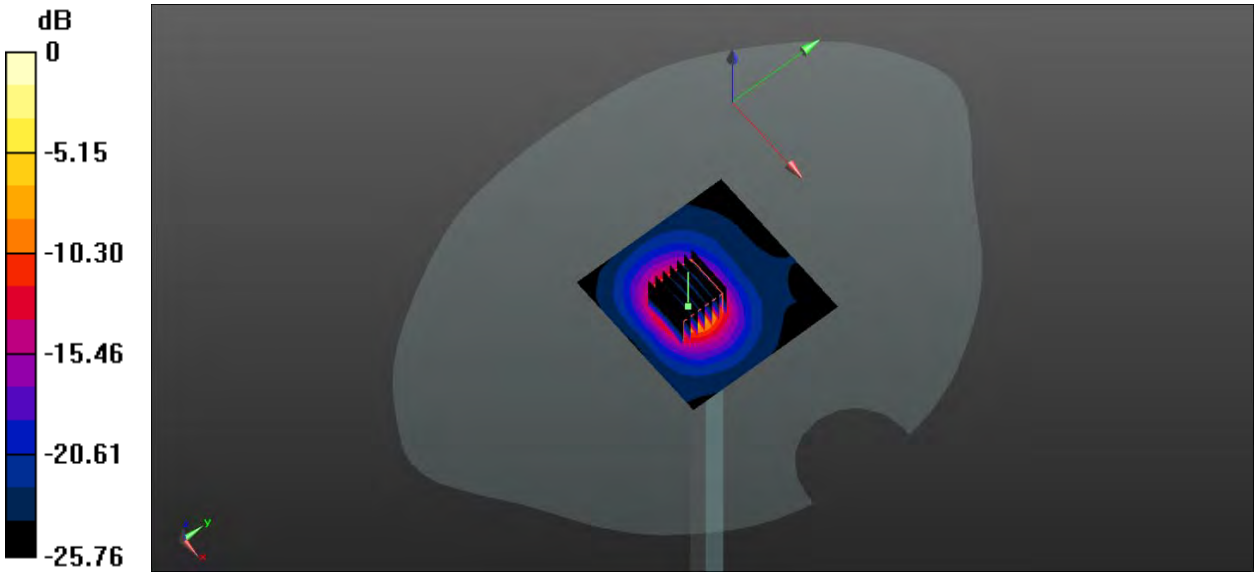

0 dB = 16.2 W/kg

System Performance Check Data (5750MHz)

Date: 2024.11.05

Communication System Band: D5GHz (5000.0 - 6000.0 MHz); Frequency: 5750 MHz;Duty Cycle: 1:1

Medium parameters used: f = 5750 MHz; σ = 5.361 S/m; ε_r = 35.103; ρ = 1000 kg/m^3

Phantom section: Flat Section

Ambient Temperature:22.3℃ Liquid Temperature:21.6℃

DASY5 Configuration:

- Probe: EX3DV4 - SN7893; ConvF(4.98, 5.15, 5.27); Calibrated: 2024.09.05;
- Sensor-Surface: 2mm (Mechanical Surface Detection)
- Electronics: DAE4 Sn1710; Calibrated: 2024.01.03
- Phantom: SAM1; Type: QD000P40CD; Serial: TP:1576
- Measurement SW: DASY52, Version 52.8 (8); SEMCAD X Version 14.6.10 (7331)

CW 5750/Area Scan (81x81x1): Interpolated grid: dx=1.000 mm, dy=1.000 mm

Maximum value of SAR (interpolated) = 8.93 W/kg

CW 5750/Zoom Scan (7x7x15)/Cube 0: Measurement grid: dx=4mm, dy=4mm, dz=2mm

Reference Value = 40.26 V/m; Power Drift = -0.08 dB

Peak SAR (extrapolated) = 36.6 W/kg

SAR(1 g) = 8.06 W/kg; SAR(10 g) = 2.17 W/kg

Maximum value of SAR (measured) = 18.5 W/kg

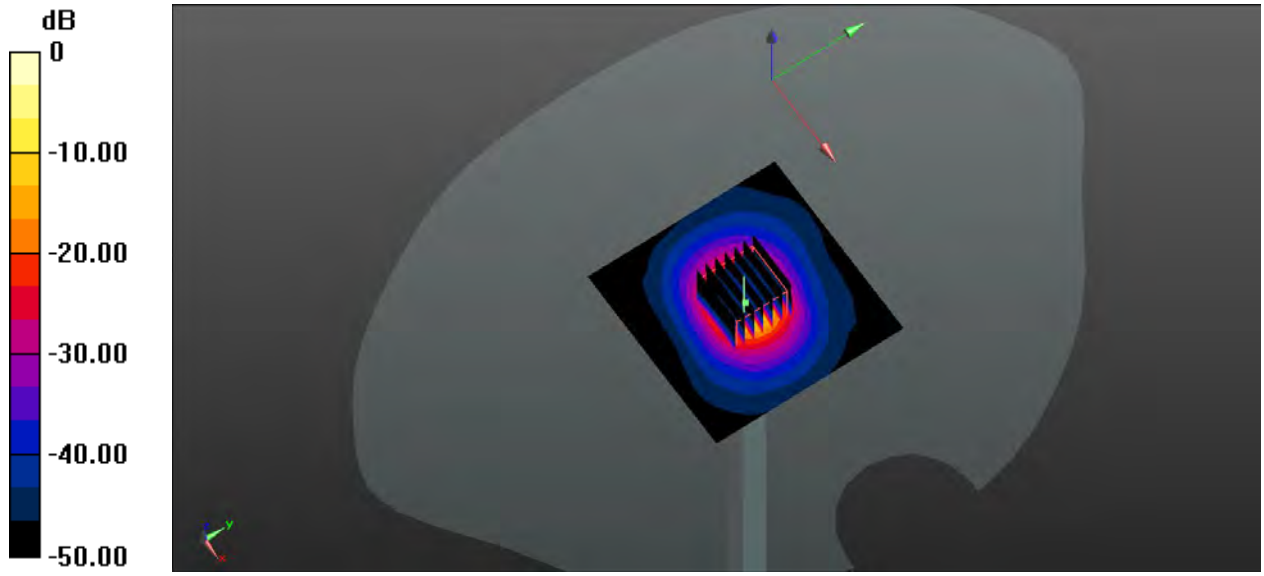

0 dB = 18.5 W/kg

System Performance Check Data (5750MHz)

Date: 2024.11.06

Communication System Band: D5GHz (5000.0 - 6000.0 MHz); Frequency: 5750 MHz;Duty Cycle: 1:1

Medium parameters used: f = 5750 MHz; σ = 5.158 S/m; ε_r = 35.328; ρ = 1000 kg/m^3

Phantom section: Flat Section

Ambient Temperature:22.1℃ Liquid Temperature:21.4℃

DASY5 Configuration:

- Probe: EX3DV4 - SN7893; ConvF(4.98, 5.15, 5.27); Calibrated: 2024.09.05;
- Sensor-Surface: 2mm (Mechanical Surface Detection)
- Electronics: DAE4 Sn1710; Calibrated: 2024.01.03
- Phantom: SAM1; Type: QD000P40CD; Serial: TP:1576
- Measurement SW: DASY52, Version 52.8 (8); SEMCAD X Version 14.6.10 (7331)

CW 5750 100mW/Area Scan (81x101x1): Interpolated grid: dx=1.000 mm, dy=1.000 mm

Maximum value of SAR (interpolated) = 9.04 W/kg

CW 5750 100mW/Zoom Scan (7x7x21)/Cube 0: Measurement grid: dx=4mm, dy=4mm, dz=1.4mm

Reference Value = 33.35 V/m; Power Drift = -0.12 dB

Peak SAR (extrapolated) = 40.5 W/kg

SAR(1 g) = 7.79 W/kg; SAR(10 g) = 2.17 W/kg

Maximum value of SAR (measured) = 19.5 W/kg

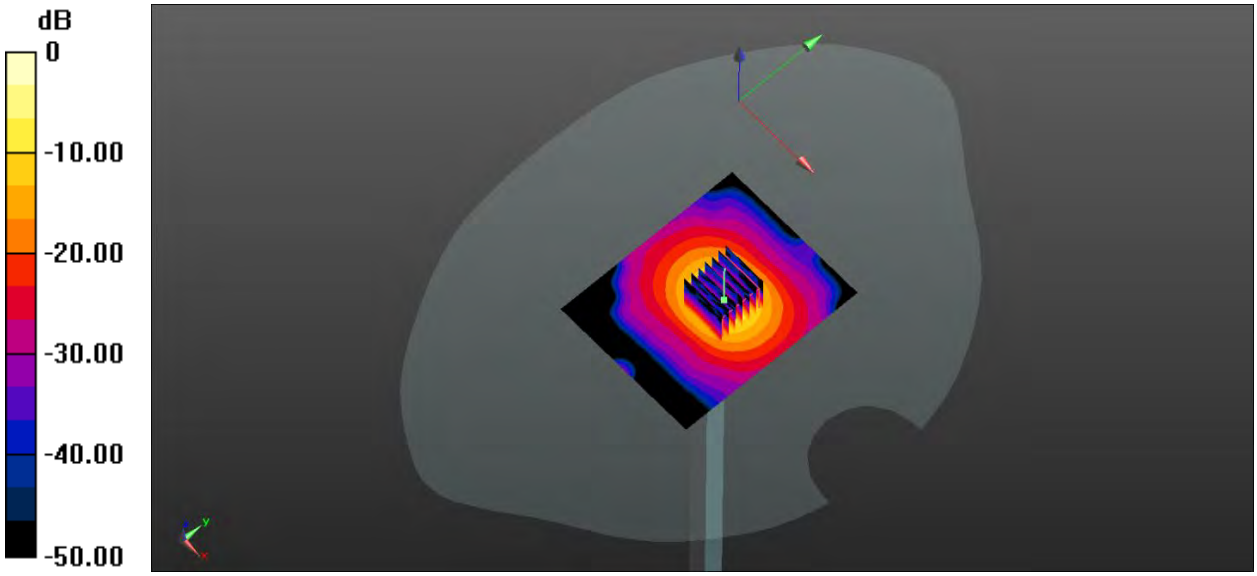

0 dB = 19.5 W/kg

ANNEX C TEST DATA

Meas.1 Left Head with Cheek on Middle Channel in GPRS850 4Slots mode with Antenna 0

Date: 2024.10.04

Communication System Band: GSM850; Frequency: 836.6 MHz;Duty Cycle: 1:2.08

Medium parameters used (interpolated): f = 836.6 MHz; σ = 0.927 S/m; ε_r = 40.4; ρ = 1000 kg/m^3

Phantom section: Left Section

Ambient Temperature:22.4℃ Liquid Temperature:21.3℃

DASY5 Configuration:

- Probe: EX3DV4 - SN7893; ConvF(8.85, 9.15, 9.38); Calibrated: 2024.09.05;
- Sensor-Surface: 4mm (Mechanical Surface Detection)
- Electronics: DAE4 Sn1710; Calibrated: 2024.01.03
- Phantom: SAM1; Type: QD000P40CD; Serial: TP:1576
- Measurement SW: DASY52, Version 52.8 (8); SEMCAD X Version 14.6.10 (7331)

Ch190/Area Scan (71x131x1): Interpolated grid: dx=1.500 mm, dy=1.500 mm

Maximum value of SAR (interpolated) = 0.270 W/kg

Ch190/Zoom Scan (5x5x7)/Cube 0: Measurement grid: dx=8mm, dy=8mm, dz=5mm

Reference Value = 3.909 V/m; Power Drift = -0.13 dB

Peak SAR (extrapolated) = 0.297 W/kg

SAR(1 g) = 0.245 W/kg; SAR(10 g) = 0.194 W/kg

Maximum value of SAR (measured) = 0.253 W/kg



0 dB = 0.253 W/kg

Meas.2 Body Plane with Back Side 10mm on Middle Channel in GPRS850 4Slots mode with Antenna 0

Date: 2024.10.04

Communication System Band: GSM850; Frequency: 836.6 MHz;Duty Cycle: 1:2.08

Medium parameters used (interpolated): f = 836.6 MHz; σ = 0.927 S/m; ε_r = 40.4; ρ = 1000 kg/m^3

Phantom section: Flat Section

Ambient Temperature:22.4℃ Liquid Temperature:21.3℃

DASY5 Configuration:

- Probe: EX3DV4 - SN7893; ConvF(8.85, 9.15, 9.38); Calibrated: 2024.09.05;
- Sensor-Surface: 4mm (Mechanical Surface Detection)
- Electronics: DAE4 Sn1710; Calibrated: 2024.01.03
- Phantom: SAM1; Type: QD000P40CD; Serial: TP:1576
- Measurement SW: DASY52, Version 52.8 (8); SEMCAD X Version 14.6.10 (7331)

Ch190/Area Scan (71x131x1): Interpolated grid: dx=1.500 mm, dy=1.500 mm

Maximum value of SAR (interpolated) = 0.468 W/kg

Ch190/Zoom Scan (5x5x7)/Cube 0: Measurement grid: dx=8mm, dy=8mm, dz=5mm

Reference Value = 17.89 V/m; Power Drift = -0.14 dB

Peak SAR (extrapolated) = 0.589 W/kg

SAR(1 g) = 0.389 W/kg; SAR(10 g) = 0.252 W/kg

Maximum value of SAR (measured) = 0.418 W/kg

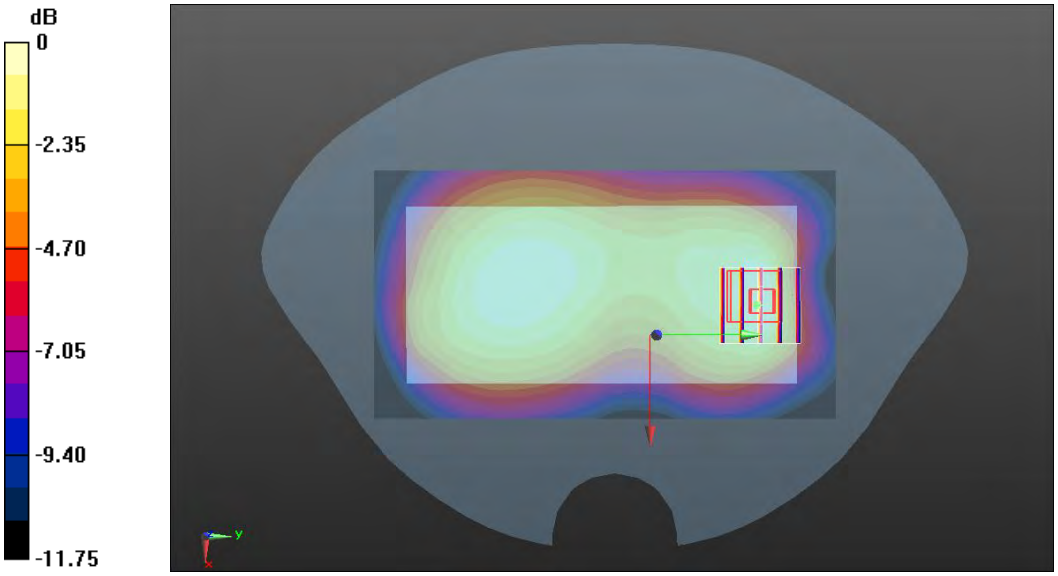

0 dB = 0.418 W/kg

Meas.3 Body Plane with Back Side 0mm on Middle Channel in GPRS850 4slots mode with Antenna 0

Date: 2024.10.04

Communication System Band: GSM 850; Frequency: 836.6 MHz;Duty Cycle: 1:2.08

Medium parameters used (interpolated): f = 836.6 MHz; σ = 0.927 S/m; ε_r = 40.4; ρ = 1000 kg/m^3

Phantom section: Flat Section

Ambient Temperature:22.4℃ Liquid Temperature:21.3℃

DASY5 Configuration:

- Probe: EX3DV4 - SN7893; ConvF(8.85, 9.15, 9.38); Calibrated: 2024.09.05;
- Sensor-Surface: 4mm (Mechanical Surface Detection)
- Electronics: DAE4 Sn1710; Calibrated: 2024.01.03
- Phantom: SAM1; Type: QD000P40CD; Serial: TP:1576
- Measurement SW: DASY52, Version 52.8 (8); SEMCAD X Version 14.6.10 (7331)

Ch190/Area Scan (71x131x1): Interpolated grid: dx=1.500 mm, dy=1.500 mm

Maximum value of SAR (interpolated) = 3.96 W/kg

Ch190/Zoom Scan (5x5x7)/Cube 0: Measurement grid: dx=8mm, dy=8mm, dz=5mm

Reference Value = 33.09 V/m; Power Drift = -0.07 dB

Peak SAR (extrapolated) = 5.83 W/kg

SAR(1 g) = 2.65 W/kg; SAR(10 g) = 1.67 W/kg

Maximum value of SAR (measured) = 3.41 W/kg

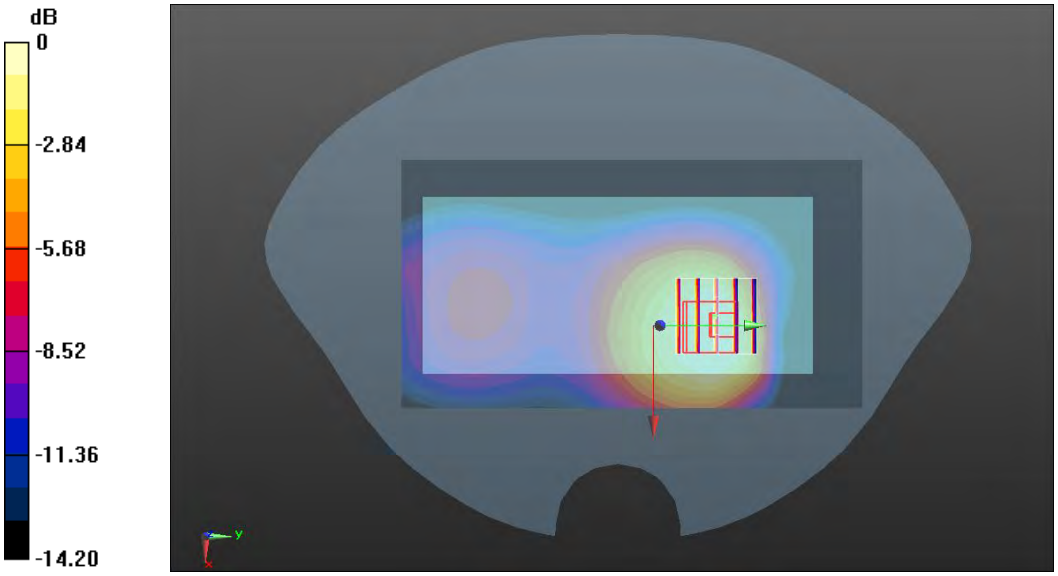

0 dB = 3.41 W/kg

Meas.4 Left Head with Cheek on Middle Channel in GPRS1900 2Slots mode with Antenna 0

Date: 2024.10.12

Communication System Band: PCS1900; Frequency: 1880 MHz;Duty Cycle: 1.4.1

Medium parameters used (interpolated): f = 1880 MHz; σ = 1.394 S/m; ε_r = 41.392; ρ = 1000 kg/m^3

Phantom section: Left Section

Ambient Temperature:22.4℃ Liquid Temperature:21.3℃

DASY5 Configuration:

- Probe: EX3DV4 - SN7510; ConvF(8.33, 8.33, 8.33); Calibrated: 2024.06.25;
- Sensor-Surface: 4mm (Mechanical Surface Detection)
- Electronics: DAE4 Sn1710; Calibrated: 2024.01.03
- Phantom: SAM1; Type: QD000P40CD; Serial: TP:1576
- Measurement SW: DASY52, Version 52.8 (8); SEMCAD X Version 14.6.10 (7331)

Ch810/Area Scan (71x131x1): Interpolated grid: dx=1.500 mm, dy=1.500 mm

Maximum value of SAR (interpolated) = 0.0478 W/kg

Ch810/Zoom Scan (5x5x7)/Cube 0: Measurement grid: dx=8mm, dy=8mm, dz=5mm

Reference Value = 0 V/m; Power Drift = 0.18 dB

Peak SAR (extrapolated) = 0.0630 W/kg

SAR(1 g) = 0.043 W/kg; SAR(10 g) = 0.028 W/kg

Maximum value of SAR (measured) = 0.047 W/kg



0 dB = 0.047 W/kg

Meas.5 Body Plane with Back Side 10mm on Middle Channel in GPRS1900 2slots mode with Antenna 0

Date: 2024.10.12

Communication System Band: PCS 1900; Frequency: 1880 MHz;Duty Cycle: 1:4.1

Medium parameters used (interpolated): f = 1880 MHz; σ = 1.394 S/m; ε_r = 41.392; ρ = 1000 kg/m^3

Phantom section: Flat Section

Ambient Temperature:22.4℃ Liquid Temperature:21.3℃

DASY5 Configuration:

- Probe: EX3DV4 - SN7510; ConvF(8.33, 8.33, 8.33); Calibrated: 2024.06.25;
- Sensor-Surface: 4mm (Mechanical Surface Detection)
- Electronics: DAE4 Sn1710; Calibrated: 2024.01.03
- Phantom: SAM1; Type: QD000P40CD; Serial: TP:1576
- Measurement SW: DASY52, Version 52.8 (8); SEMCAD X Version 14.6.10 (7331)

Ch661/Area Scan (71x131x1): Interpolated grid: dx=1.500 mm, dy=1.500 mm

Maximum value of SAR (interpolated) = 0.466 W/kg

Ch661/Zoom Scan (5x5x7)/Cube 0: Measurement grid: dx=8mm, dy=8mm, dz=5mm

Reference Value = 6.422 V/m; Power Drift = -0.01 dB

Peak SAR (extrapolated) = 0.672 W/kg

SAR(1 g) = 0.408 W/kg; SAR(10 g) = 0.224 W/kg

Maximum value of SAR (measured) = 0.458 W/kg

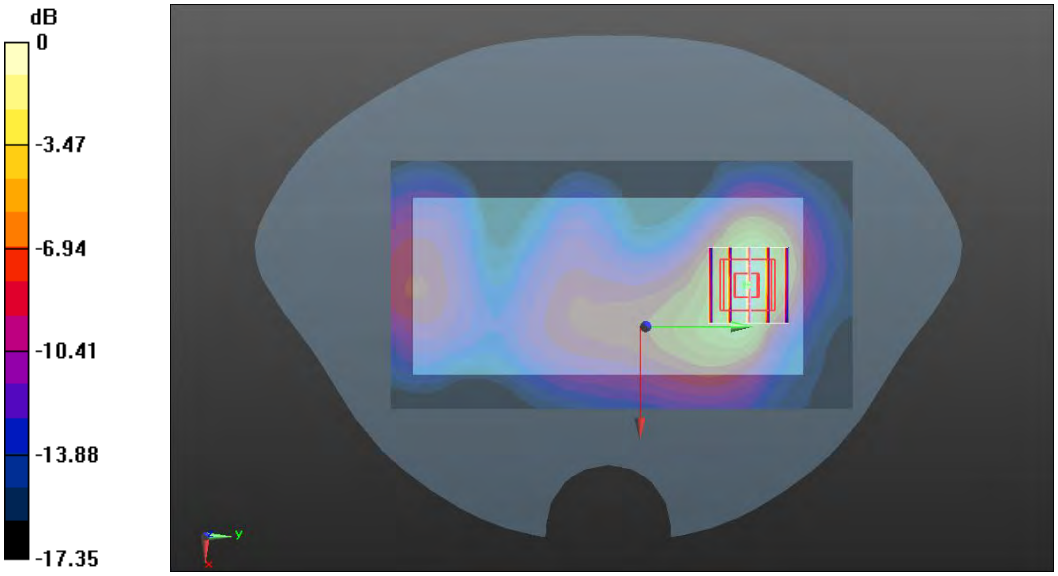

0 dB = 0.458 W/kg

Meas.6 Body Plane with Back Side 0mm on Middle Channel in GPRS1900 2slots mode with Antenna 0

Date: 2024.10.12

Communication System Band: PCS 1900 ; Frequency: 1880 MHz;Duty Cycle: 1:4.1

Medium parameters used (interpolated): f = 1880 MHz; σ = 1.394 S/m; ε_r = 41.392; ρ = 1000 kg/m^3

Phantom section: Flat Section

Ambient Temperature:22.4℃ Liquid Temperature:21.3℃

DASY5 Configuration:

- Probe: EX3DV4 - SN7510; ConvF(8.33, 8.33, 8.33); Calibrated: 2024.06.25;
- Sensor-Surface: 4mm (Mechanical Surface Detection)
- Electronics: DAE4 Sn1710; Calibrated: 2024.01.03
- Phantom: SAM1; Type: QD000P40CD; Serial: TP:1576
- Measurement SW: DASY52, Version 52.8 (8); SEMCAD X Version 14.6.10 (7331)

Ch661/Area Scan (71x131x1): Interpolated grid: dx=1.500 mm, dy=1.500 mm

Maximum value of SAR (interpolated) = 2.43 W/kg

Ch661/Zoom Scan (5x5x7)/Cube 0: Measurement grid: dx=8mm, dy=8mm, dz=5mm

Reference Value = 15.17 V/m; Power Drift = 0.00 dB

Peak SAR (extrapolated) = 4.38 W/kg

SAR(1 g) = 2.1 W/kg; SAR(10 g) = 1 W/kg

Maximum value of SAR (measured) = 2.42 W/kg

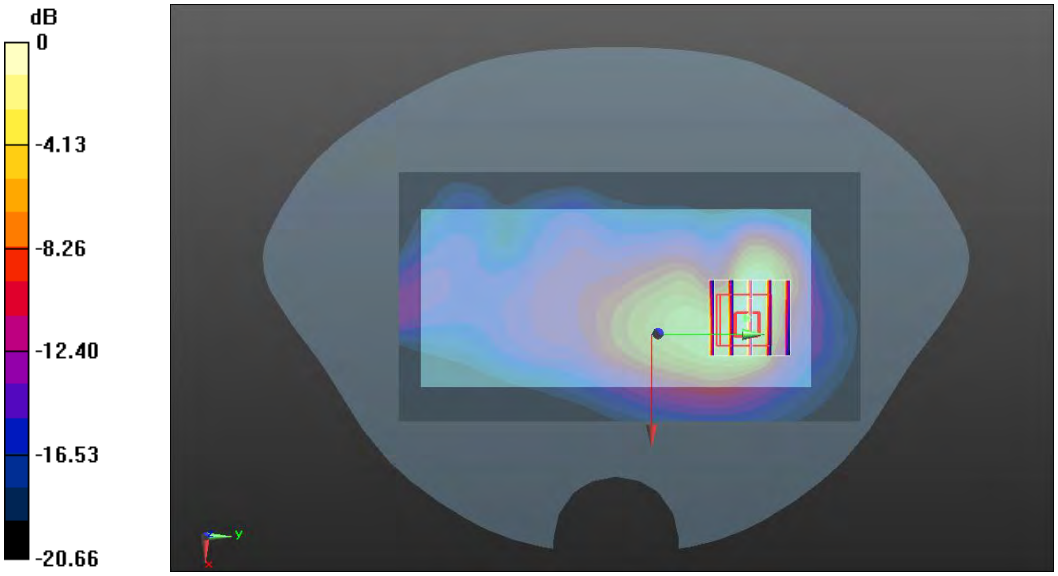

0 dB = 2.42 W/kg

Meas.7 Left Head with Cheek on High Channel in WCDMA Band2 mode with Antenna 0

Date: 2024.10.12

Communication System Band: BAND 2; Frequency: 1907.6 MHz;Duty Cycle: 1:1

Medium parameters used (interpolated): f = 1907.6 MHz; σ = 1.43 S/m; ε_r = 40.304; ρ = 1000 kg/m^3

Phantom section: Left Section

Ambient Temperature:22.4℃ Liquid Temperature:21.3℃

DASY5 Configuration:

- Probe: EX3DV4 - SN7510; ConvF(8.33, 8.33, 8.33); Calibrated: 2024.06.25;
- Sensor-Surface: 4mm (Mechanical Surface Detection)
- Electronics: DAE4 Sn1710; Calibrated: 2024.01.03
- Phantom: SAM1; Type: QD000P40CD; Serial: TP:1576
- Measurement SW: DASY52, Version 52.8 (8); SEMCAD X Version 14.6.10 (7331)

Ch9538/Area Scan (71x131x1): Interpolated grid: dx=1.500 mm, dy=1.500 mm

Maximum value of SAR (interpolated) = 0.0613 W/kg

Ch9538/Zoom Scan (5x5x7)/Cube 0: Measurement grid: dx=8mm, dy=8mm, dz=5mm

Reference Value = 0 V/m; Power Drift = 0.15 dB

Peak SAR (extrapolated) = 0.0510 W/kg

SAR(1 g) = 0.036 W/kg; SAR(10 g) = 0.024 W/kg

Maximum value of SAR (measured) = 0.038 W/kg



0 dB = 0.038 W/kg

Meas.8 Body Plane with Back Side 10mm on High Channel in WCDMA Band2 mode with Antenna 0

Date: 2024.10.12

Communication System Band: 2; Frequency: 1907.6 MHz;Duty Cycle: 1:1

Medium parameters used (interpolated): f = 1907.6 MHz; σ = 1.43 S/m; ε_r = 40.304; ρ = 1000 kg/m^3

Phantom section: Flat Section

Ambient Temperature:22.4℃ Liquid Temperature:21.3℃

DASY5 Configuration:

- Probe: EX3DV4 - SN7510; ConvF(8.33, 8.33, 8.33); Calibrated: 2024.06.25;
- Sensor-Surface: 4mm (Mechanical Surface Detection)
- Electronics: DAE4 Sn1710; Calibrated: 2024.01.03
- Phantom: SAM1; Type: QD000P40CD; Serial: TP:1576
- Measurement SW: DASY52, Version 52.8 (8); SEMCAD X Version 14.6.10 (7331)

Ch9538/Area Scan (71x131x1): Interpolated grid: dx=1.500 mm, dy=1.500 mm

Maximum value of SAR (interpolated) = 0.416 W/kg

Ch9538/Zoom Scan (5x5x7)/Cube 0: Measurement grid: dx=8mm, dy=8mm, dz=5mm

Reference Value = 6.519 V/m; Power Drift = -0.05 dB

Peak SAR (extrapolated) = 0.598 W/kg

SAR(1 g) = 0.358 W/kg; SAR(10 g) = 0.196 W/kg

Maximum value of SAR (measured) = 0.401 W/kg

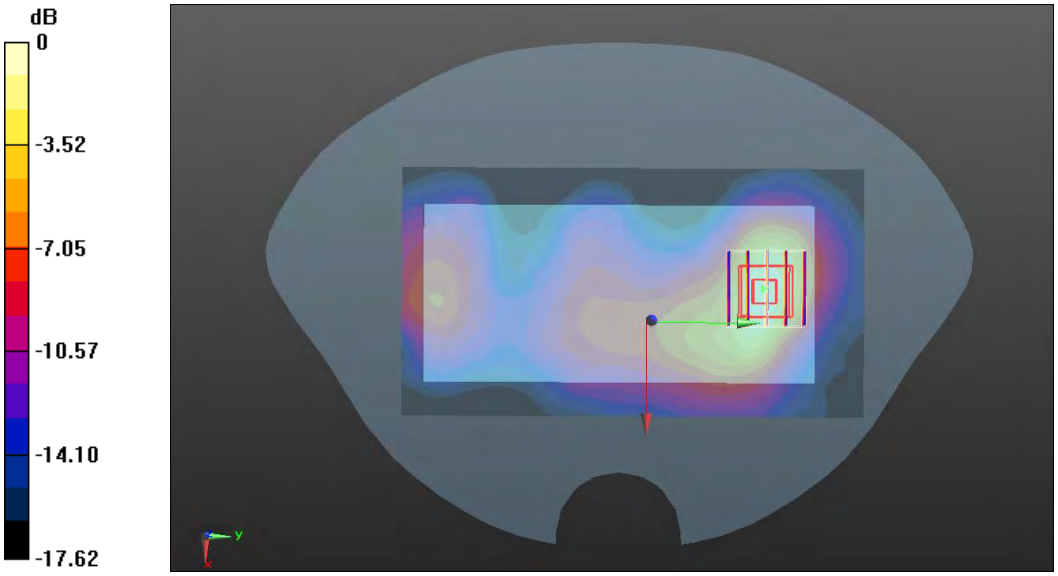

0 dB = 0.401 W/kg

Meas.9 Body Plane with Back Side 0mm on High Channel in WCDMA Band2 mode with Antenna 0

Date: 2024.10.12

Communication System Band: 2; Frequency: 1907.6 MHz;Duty Cycle: 1:1

Medium parameters used (interpolated): f = 1907.6 MHz; σ = 1.43 S/m; ε_r = 40.304; ρ = 1000 kg/m^3

Phantom section: Flat Section

Ambient Temperature:22.4℃ Liquid Temperature:21.3℃

DASY5 Configuration:

- Probe: EX3DV4 - SN7510; ConvF(8.33, 8.33, 8.33); Calibrated: 2024.06.25;
- Sensor-Surface: 4mm (Mechanical Surface Detection)
- Electronics: DAE4 Sn1710; Calibrated: 2024.01.03
- Phantom: SAM1; Type: QD000P40CD; Serial: TP:1576
- Measurement SW: DASY52, Version 52.8 (8); SEMCAD X Version 14.6.10 (7331)

Ch9538/Area Scan (71x131x1): Interpolated grid: dx=1.500 mm, dy=1.500 mm

Maximum value of SAR (interpolated) = 2.05 W/kg

Ch9538/Zoom Scan (5x5x7)/Cube 0: Measurement grid: dx=8mm, dy=8mm, dz=5mm

Reference Value = 14.10 V/m; Power Drift = -0.03 dB

Peak SAR (extrapolated) = 3.47 W/kg

SAR(1 g) = 1.74 W/kg; SAR(10 g) = 0.851 W/kg

Maximum value of SAR (measured) = 1.74 W/kg

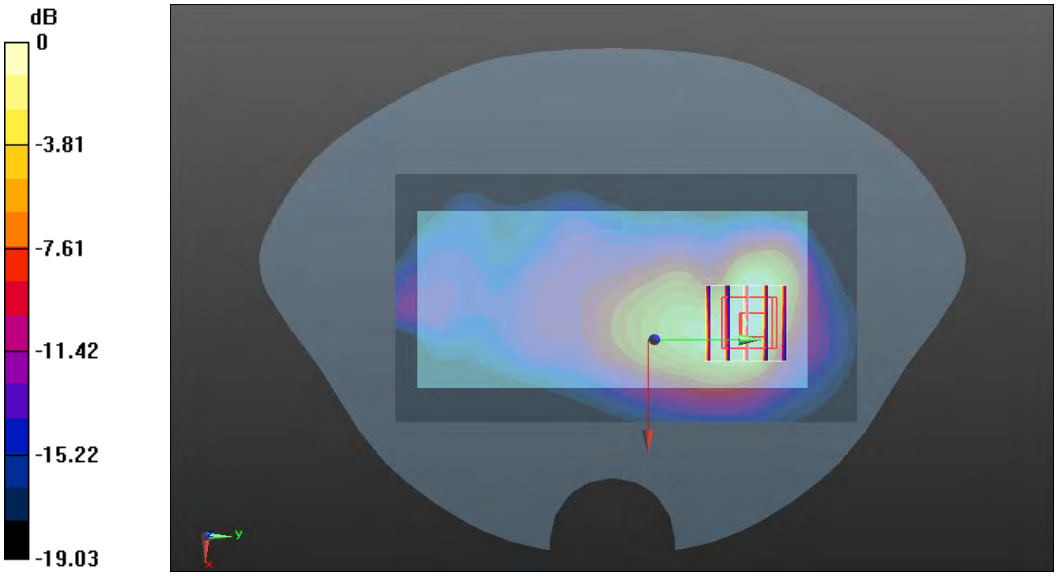

0 dB = 1.74 W/kg

Meas.10 Left Head with Cheek on Middle Channel in WCDMA Band4 mode with Antenna 0

Date: 2024.10.07

Communication System Band: Band 4; Frequency: 1732.4 MHz;Duty Cycle: 1:1

Medium parameters used (interpolated): f = 1732.4 MHz; σ = 1.375 S/m; ε_r = 39.968; ρ = 1000 kg/m^3

Phantom section: Left Section

Ambient Temperature:22.3℃ Liquid Temperature:21.3℃

DASY5 Configuration:

- Probe: EX3DV4 - SN7893; ConvF(7.57, 7.83, 8.02); Calibrated: 2024.09.05;
- Sensor-Surface: 4mm (Mechanical Surface Detection)
- Electronics: DAE4 Sn1710; Calibrated: 2024.01.03
- Phantom: SAM1; Type: QD000P40CD; Serial: TP:1576
- Measurement SW: DASY52, Version 52.8 (8); SEMCAD X Version 14.6.10 (7331)

Ch1412/Area Scan (71x131x1): Interpolated grid: dx=1.500 mm, dy=1.500 mm

Maximum value of SAR (interpolated) = 0.0983 W/kg

Ch1412/Zoom Scan (5x5x7)/Cube 0: Measurement grid: dx=8mm, dy=8mm, dz=5mm

Reference Value = 1.352 V/m; Power Drift = 0.18 dB

Peak SAR (extrapolated) = 0.121 W/kg

SAR(1 g) = 0.088 W/kg; SAR(10 g) = 0.061 W/kg

Maximum value of SAR (measured) = 0.093 W/kg



0 dB = 0.093 W/kg

Meas.11 Body Plane with Back Side 10mm on Middle Channel in WCDMA Band4 mode with Antenna 0

Date: 2024.10.07

Communication System Band: Band 4; Frequency: 1732.4 MHz;Duty Cycle: 1:1

Medium parameters used (interpolated): f = 1732.4 MHz; σ = 1.375 S/m; ε_r = 39.968; ρ = 1000 kg/m^3

Phantom section: Flat Section

Ambient Temperature:22.3℃ Liquid Temperature:21.3℃

DASY5 Configuration:

- Probe: EX3DV4 - SN7893; ConvF(7.57, 7.83, 8.02); Calibrated: 2024.09.05;
- Sensor-Surface: 4mm (Mechanical Surface Detection)
- Electronics: DAE4 Sn1710; Calibrated: 2024.01.03
- Phantom: SAM1; Type: QD000P40CD; Serial: TP:1576
- Measurement SW: DASY52, Version 52.8 (8); SEMCAD X Version 14.6.10 (7331)

Ch1412/Area Scan (71x131x1): Interpolated grid: dx=1.500 mm, dy=1.500 mm

Maximum value of SAR (interpolated) = 0.320 W/kg

Ch1412/Zoom Scan (5x5x7)/Cube 0: Measurement grid: dx=8mm, dy=8mm, dz=5mm

Reference Value = 8.319 V/m; Power Drift = 0.10 dB

Peak SAR (extrapolated) = 0.461 W/kg

SAR(1 g) = 0.297 W/kg; SAR(10 g) = 0.184 W/kg

Maximum value of SAR (measured) = 0.321 W/kg

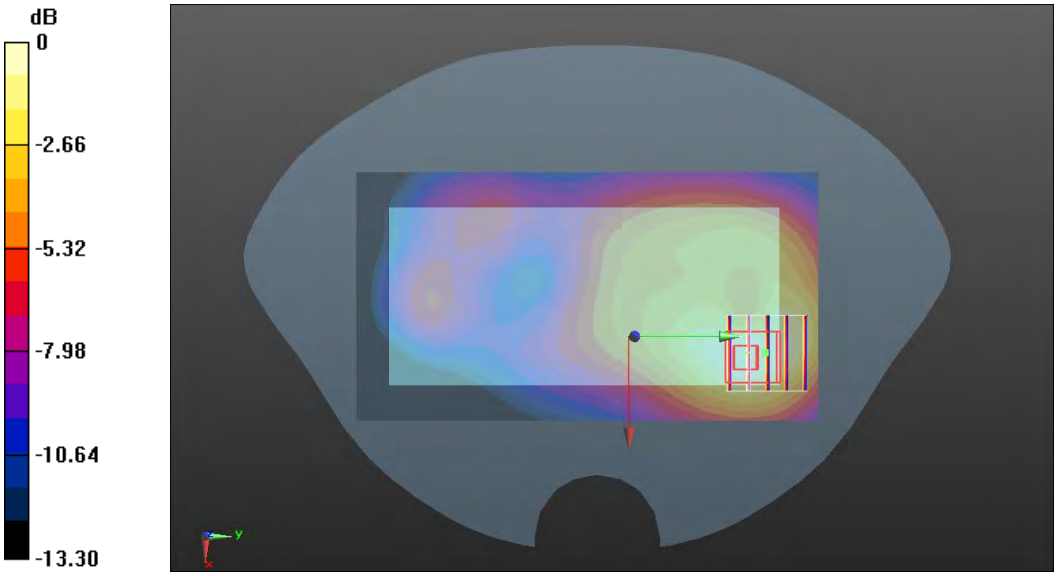

0 dB = 0.321 W/kg

Meas.12 Body Plane with Bottom Edge 0mm on Middle Channel in WCDMA Band4 mode with Antenna 0

Date: 2024.10.07

Communication System Band: Band 4; Frequency: 1732.4 MHz;Duty Cycle: 1:1

Medium parameters used (interpolated): f = 1732.4 MHz; σ = 1.375 S/m; ε_r = 39.968; ρ = 1000 kg/m^3

Phantom section: Flat Section

Ambient Temperature:22.3℃ Liquid Temperature:21.3℃

DASY5 Configuration:

- Probe: EX3DV4 - SN7893; ConvF(7.57, 7.83, 8.02); Calibrated: 2024.09.05;
- Sensor-Surface: 4mm (Mechanical Surface Detection)
- Electronics: DAE4 Sn1710; Calibrated: 2024.01.03
- Phantom: SAM1; Type: QD000P40CD; Serial: TP:1576
- Measurement SW: DASY52, Version 52.8 (8); SEMCAD X Version 14.6.10 (7331)

Ch1412/Area Scan (61x101x1): Interpolated grid: dx=1.500 mm, dy=1.500 mm

Maximum value of SAR (interpolated) = 2.38 W/kg

Ch1412/Zoom Scan (5x5x7)/Cube 0: Measurement grid: dx=8mm, dy=8mm, dz=5mm

Reference Value = 32.46 V/m; Power Drift = 0.02 dB

Peak SAR (extrapolated) = 3.72 W/kg

SAR(1 g) = 1.92 W/kg; SAR(10 g) = 0.947 W/kg

Maximum value of SAR (measured) = 2.26 W/kg

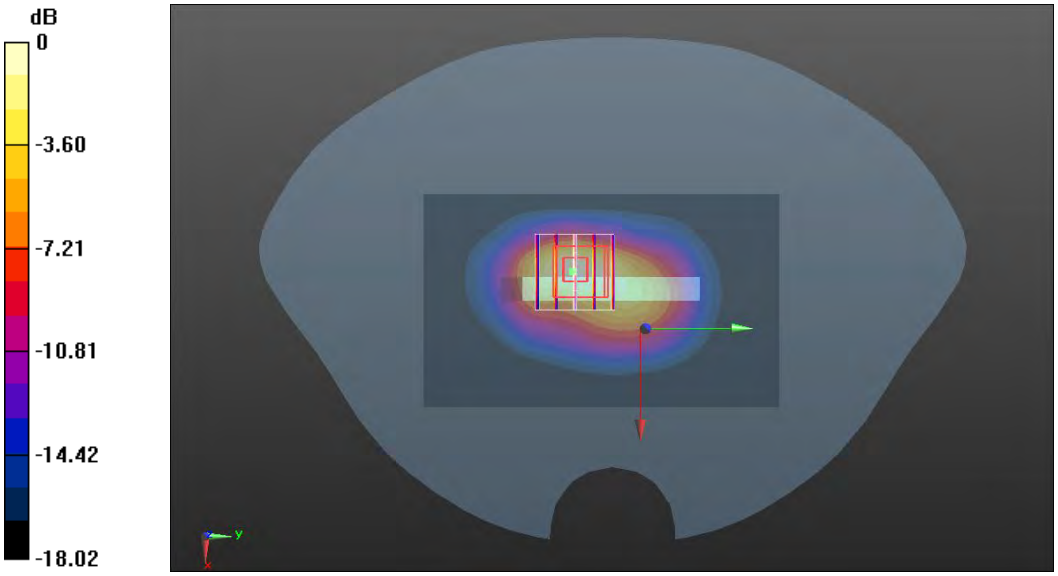

0 dB = 2.26 W/kg

Meas.13 Left Head with Cheek on Middle Channel in WCDMA Band5 mode with Antenna 0

Date: 2024.10.04

Communication System Band: Band 5; Frequency: 836.4 MHz;Duty Cycle: 1:1

Medium parameters used (interpolated): f = 836.4 MHz; σ = 0.91 S/m; ε_r = 40.409; ρ = 1000 kg/m^3

Phantom section: Left Section

Ambient Temperature:22.4℃ Liquid Temperature:21.3℃

DASY5 Configuration:

- Probe: EX3DV4 - SN7893; ConvF(8.85, 9.15, 9.38); Calibrated: 2024.09.05;
- Sensor-Surface: 4mm (Mechanical Surface Detection)
- Electronics: DAE4 Sn1710; Calibrated: 2024.01.03
- Phantom: SAM1; Type: QD000P40CD; Serial: TP:1576
- Measurement SW: DASY52, Version 52.8 (8); SEMCAD X Version 14.6.10 (7331)

Ch4182/Area Scan (71x131x1): Interpolated grid: dx=1.500 mm, dy=1.500 mm

Maximum value of SAR (interpolated) = 0.0828 W/kg

Ch4182/Zoom Scan (5x5x7)/Cube 0: Measurement grid: dx=8mm, dy=8mm, dz=5mm

Reference Value = 0.6410 V/m; Power Drift = 0.14 dB

Peak SAR (extrapolated) = 0.0940 W/kg

SAR(1 g) = 0.077 W/kg; SAR(10 g) = 0.061 W/kg

Maximum value of SAR (measured) = 0.08 W/kg



0 dB = 0.08 W/kg

Meas.14 Body Plane with Back Side 10mm on Middle Channel in WCDMA Band5 mode with Antenna 0

Date: 2024.10.04

Communication System Band: Band 5; Frequency: 836.4 MHz;Duty Cycle: 1:1

Medium parameters used (interpolated): f = 836.4 MHz; σ = 0.91 S/m; ε_r = 40.409; ρ = 1000 kg/m^3

Phantom section: Flat Section

Ambient Temperature:22.4℃ Liquid Temperature:21.3℃

DASY5 Configuration:

- Probe: EX3DV4 - SN7893; ConvF(8.85, 9.15, 9.38); Calibrated: 2024.09.05;
- Sensor-Surface: 4mm (Mechanical Surface Detection)
- Electronics: DAE4 Sn1710; Calibrated: 2024.01.03
- Phantom: SAM1; Type: QD000P40CD; Serial: TP:1576
- Measurement SW: DASY52, Version 52.8 (8); SEMCAD X Version 14.6.10 (7331)

Ch4182/Area Scan (71x131x1): Interpolated grid: dx=1.500 mm, dy=1.500 mm

Maximum value of SAR (interpolated) = 0.153 W/kg

Ch4182/Zoom Scan (5x5x7)/Cube 0: Measurement grid: dx=8mm, dy=8mm, dz=5mm

Reference Value = 11.16 V/m; Power Drift = 0.09 dB

Peak SAR (extrapolated) = 0.177 W/kg

SAR(1 g) = 0.146 W/kg; SAR(10 g) = 0.114 W/kg

Maximum value of SAR (measured) = 0.153 W/kg

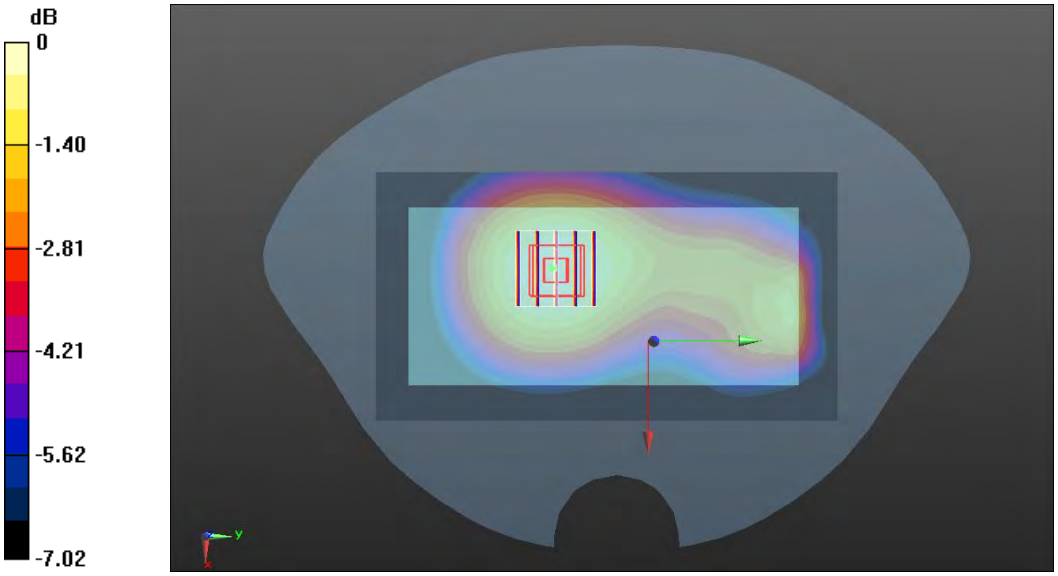

0 dB = 0.153 W/kg

Meas.15 Body Plane with Back Side 0mm on Middle Channel in WCDMA Band5 mode with Antenna 0

Date: 2024.10.04

Communication System Band: Band 5; Frequency: 836.4 MHz;Duty Cycle: 1:1

Medium parameters used (interpolated): f = 836.4 MHz; σ = 0.91 S/m; ε_r = 40.409; ρ = 1000 kg/m^3

Phantom section: Flat Section

Ambient Temperature:22.4℃ Liquid Temperature:21.3℃

DASY5 Configuration:

- Probe: EX3DV4 - SN7893; ConvF(8.85, 9.15, 9.38); Calibrated: 2024.09.05;
- Sensor-Surface: 4mm (Mechanical Surface Detection)
- Electronics: DAE4 Sn1710; Calibrated: 2024.01.03
- Phantom: SAM1; Type: QD000P40CD; Serial: TP:1576
- Measurement SW: DASY52, Version 52.8 (8); SEMCAD X Version 14.6.10 (7331)

Ch4182/Area Scan (71x131x1): Interpolated grid: dx=1.500 mm, dy=1.500 mm

Maximum value of SAR (interpolated) = 1.08 W/kg

Ch4182/Zoom Scan (5x5x7)/Cube 0: Measurement grid: dx=8mm, dy=8mm, dz=5mm

Reference Value = 18.30 V/m; Power Drift = -0.03 dB

Peak SAR (extrapolated) = 1.56 W/kg

SAR(1 g) = 0.954 W/kg; SAR(10 g) = 0.609 W/kg

Maximum value of SAR (measured) = 0.988 W/kg

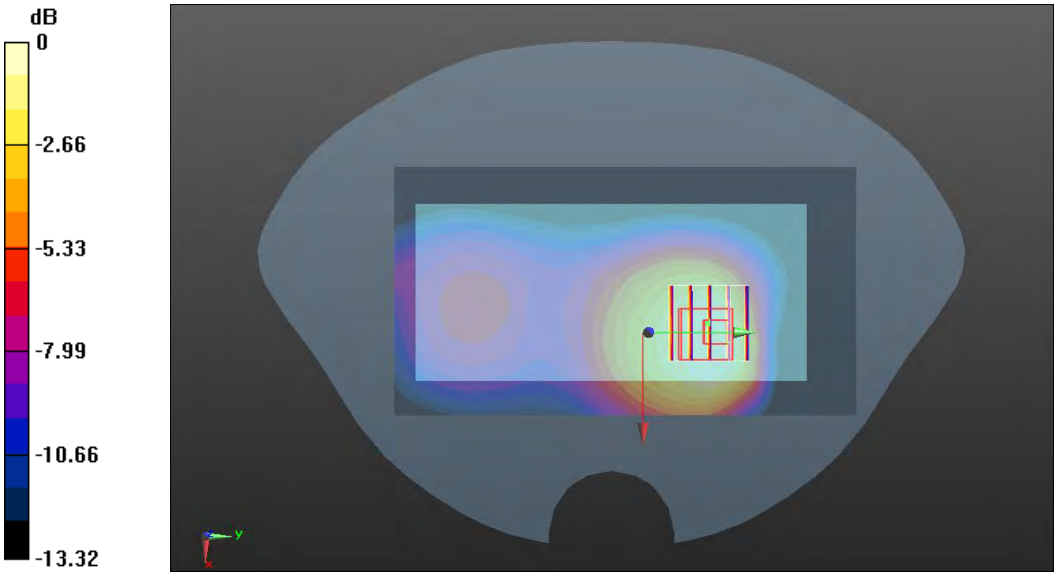

0 dB = 0.988 W/kg

Meas.16 Left Head with Cheek on High Channel in LTE Band2 mode with Antenna 5

Date: 2024.10.14

Communication System Band: Band 2; Frequency: 1900 MHz;Duty Cycle: 1:1

Medium parameters used: f = 1900 MHz; σ = 1.401 S/m; ε_r = 40.012; ρ = 1000 kg/m^3

Phantom section: Left Section

Ambient Temperature:22.6℃ Liquid Temperature:21.8℃

DASY5 Configuration:

- Probe: EX3DV4 - SN7510; ConvF(8.33, 8.33, 8.33); Calibrated: 2024.06.25;
- Sensor-Surface: 4mm (Mechanical Surface Detection)
- Electronics: DAE4 Sn1710; Calibrated: 2024.01.03
- Phantom: SAM1; Type: QD000P40CD; Serial: TP:1576
- Measurement SW: DASY52, Version 52.8 (8); SEMCAD X Version 14.6.10 (7331)

Ch19100/Area Scan (81x131x1): Interpolated grid: dx=1.500 mm, dy=1.500 mm

Maximum value of SAR (interpolated) = 0.250 W/kg

Ch19100/Zoom Scan (5x5x7)/Cube 0: Measurement grid: dx=8mm, dy=8mm, dz=5mm

Reference Value = 3.589 V/m; Power Drift = -0.02 dB

Peak SAR (extrapolated) = 0.419 W/kg

SAR(1 g) = 0.230 W/kg; SAR(10 g) = 0.126 W/kg

Maximum value of SAR (measured) = 0.245 W/kg



0 dB = 0.245 W/kg

Meas.17 Body Plane with Back Side 10mm on High Channel in LTE Band2 mode with Antenna 0

Date: 2024.10.14

Communication System Band: Band 2; Frequency: 1900 MHz;Duty Cycle: 1:1

Medium parameters used: f = 1900 MHz; σ = 1.401 S/m; ε_r = 40.012; ρ = 1000 kg/m^3

Phantom section: Flat Section

Ambient Temperature:22.6℃ Liquid Temperature:21.8℃

DASY5 Configuration:

- Probe: EX3DV4 - SN7510; ConvF(8.33, 8.33, 8.33); Calibrated: 2024.06.25;
- Sensor-Surface: 4mm (Mechanical Surface Detection)
- Electronics: DAE4 Sn1710; Calibrated: 2024.01.03
- Phantom: SAM1; Type: QD000P40CD; Serial: TP:1576
- Measurement SW: DASY52, Version 52.8 (8); SEMCAD X Version 14.6.10 (7331)

Ch19100/Area Scan (71x131x1): Interpolated grid: dx=1.500 mm, dy=1.500 mm

Maximum value of SAR (interpolated) = 0.476 W/kg

Ch19100/Zoom Scan (5x5x7)/Cube 0: Measurement grid: dx=8mm, dy=8mm, dz=5mm

Reference Value = 7.193 V/m; Power Drift = -0.17 dB

Peak SAR (extrapolated) = 0.692 W/kg

SAR(1 g) = 0.418 W/kg; SAR(10 g) = 0.229 W/kg

Maximum value of SAR (measured) = 0.469 W/kg

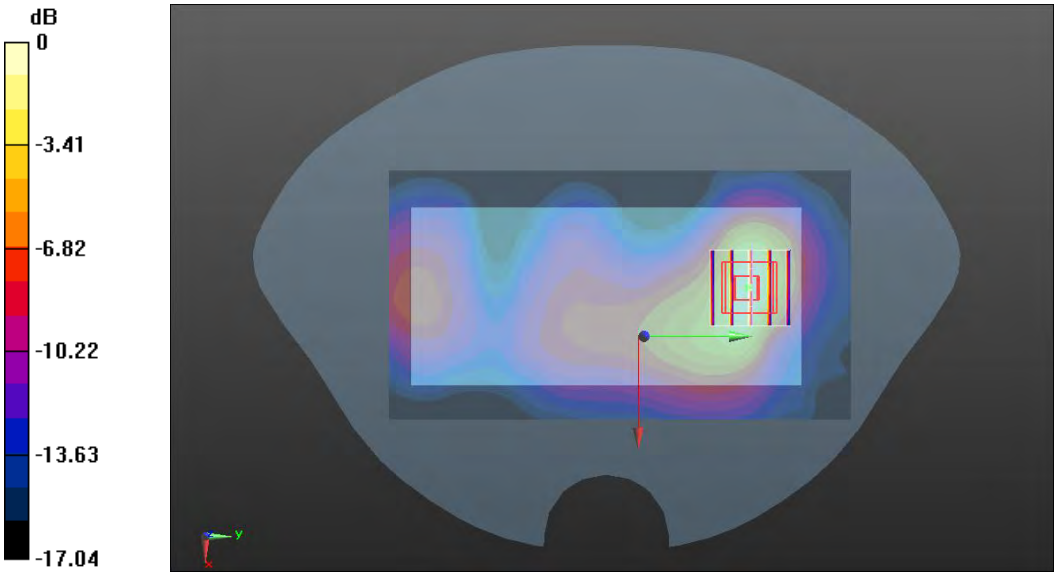

0 dB = 0.469 W/kg

Meas.18 Body Plane with Back Side 0mm on High Channel in LTE Band2 mode with Antenna 0

Date: 2024.10.14

Communication System Band: Band 2; Frequency: 1900 MHz;Duty Cycle: 1:1

Medium parameters used: f = 1900 MHz; σ = 1.401 S/m; ε_r = 40.012; ρ = 1000 kg/m^3

Phantom section: Flat Section

Ambient Temperature:22.6℃ Liquid Temperature:21.8℃

DASY5 Configuration:

- Probe: EX3DV4 - SN7510; ConvF(8.33, 8.33, 8.33); Calibrated: 2024.06.25;
- Sensor-Surface: 4mm (Mechanical Surface Detection)
- Electronics: DAE4 Sn1710; Calibrated: 2024.01.03
- Phantom: SAM1; Type: QD000P40CD; Serial: TP:1576
- Measurement SW: DASY52, Version 52.8 (8); SEMCAD X Version 14.6.10 (7331)

Ch19100/Area Scan (71x131x1): Interpolated grid: dx=1.500 mm, dy=1.500 mm

Maximum value of SAR (interpolated) = 1.68 W/kg

Ch19100/Zoom Scan (5x5x7)/Cube 0: Measurement grid: dx=8mm, dy=8mm, dz=5mm

Reference Value = 12.67 V/m; Power Drift = -0.03 dB

Peak SAR (extrapolated) = 3.45 W/kg

SAR(1 g) = 1.74 W/kg; SAR(10 g) = 0.870 W/kg

Maximum value of SAR (measured) = 1.88 W/kg

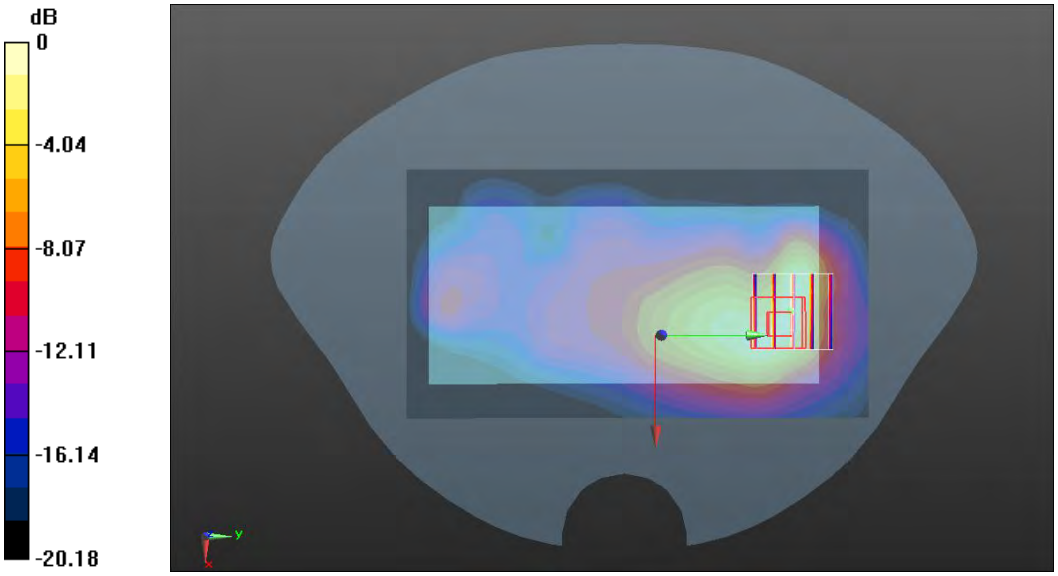

0 dB = 1.88 W/kg

Meas.19 Left Head with Cheek on Middle Channel in LTE Band4 mode with Antenna 0

Date: 2024.10.07

Communication System Band: Band 4; Frequency: 1732.5 MHz;Duty Cycle: 1:1

Medium parameters used (interpolated): f = 1732.5 MHz; σ = 1.388 S/m; ε_r = 39.484; ρ = 1000 kg/m^3

Phantom section: Left Section

Ambient Temperature:22.3℃ Liquid Temperature:21.3℃

DASY5 Configuration:

- Probe: EX3DV4 - SN7893; ConvF(7.57, 7.83, 8.02); Calibrated: 2024.09.05;
- Sensor-Surface: 4mm (Mechanical Surface Detection)
- Electronics: DAE4 Sn1710; Calibrated: 2024.01.03
- Phantom: SAM1; Type: QD000P40CD; Serial: TP:1576
- Measurement SW: DASY52, Version 52.8 (8); SEMCAD X Version 14.6.10 (7331)

Ch20175/Area Scan (71x131x1): Interpolated grid: dx=1.500 mm, dy=1.500 mm

Maximum value of SAR (interpolated) = 0.112 W/kg

Ch20175/Zoom Scan (5x5x7)/Cube 0: Measurement grid: dx=8mm, dy=8mm, dz=5mm

Reference Value = 1.813 V/m; Power Drift = 0.04 dB

Peak SAR (extrapolated) = 0.147 W/kg

SAR(1 g) = 0.106 W/kg; SAR(10 g) = 0.073 W/kg

Maximum value of SAR (measured) = 0.114 W/kg



0 dB = 0.114 W/kg

Meas.20 Body Plane with Bottom Edge 10mm on Middle Channel in LTE Band4 mode with Antenna 0

Date: 2024.10.07

Communication System Band: Band 4; Frequency: 1732.5 MHz;Duty Cycle: 1:1

Medium parameters used (interpolated): f = 1732.5 MHz; σ = 1.388 S/m; ε_r = 39.484; ρ = 1000 kg/m^3

Phantom section: Flat Section

Ambient Temperature:22.3℃ Liquid Temperature:21.3℃

DASY5 Configuration:

- Probe: EX3DV4 - SN7893; ConvF(7.57, 7.83, 8.02); Calibrated: 2024.09.05;
- Sensor-Surface: 4mm (Mechanical Surface Detection)
- Electronics: DAE4 Sn1710; Calibrated: 2024.01.03
- Phantom: SAM1; Type: QD000P40CD; Serial: TP:1576
- Measurement SW: DASY52, Version 52.8 (8); SEMCAD X Version 14.6.10 (7331)

Ch20175/Area Scan (71x121x1): Interpolated grid: dx=1.500 mm, dy=1.500 mm

Maximum value of SAR (interpolated) = 0.313 W/kg

Ch20175/Zoom Scan (5x5x7)/Cube 0: Measurement grid: dx=8mm, dy=8mm, dz=5mm

Reference Value = 13.55 V/m; Power Drift = -0.17 dB

Peak SAR (extrapolated) = 0.427 W/kg

SAR(1 g) = 0.266 W/kg; SAR(10 g) = 0.155 W/kg

Maximum value of SAR (measured) = 0.288 W/kg

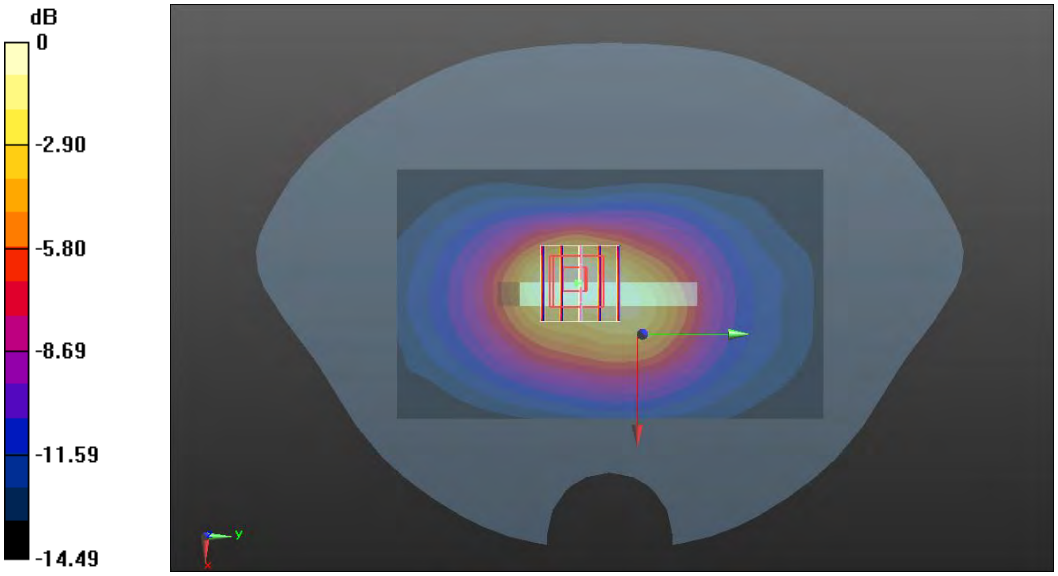

0 dB = 0.288 W/kg

Meas.21 Body Plane with Bottom Edge 0mm on Middle Channel in LTE Band4 mode with Antenna 0

Date: 2024.10.07

Communication System Band: Band 4; Frequency: 1732.5 MHz;Duty Cycle: 1:1

Medium parameters used (interpolated): f = 1732.5 MHz; σ = 1.388 S/m; ε_r = 39.484; ρ = 1000 kg/m^3

Phantom section: Flat Section

Ambient Temperature:22.3℃ Liquid Temperature:21.3℃

DASY5 Configuration:

- Probe: EX3DV4 - SN7893; ConvF(7.57, 7.83, 8.02); Calibrated: 2024.09.05;
- Sensor-Surface: 4mm (Mechanical Surface Detection)
- Electronics: DAE4 Sn1710; Calibrated: 2024.01.03
- Phantom: SAM1; Type: QD000P40CD; Serial: TP:1576
- Measurement SW: DASY52, Version 52.8 (8); SEMCAD X Version 14.6.10 (7331)

Ch20175/Area Scan (71x121x1): Interpolated grid: dx=1.500 mm, dy=1.500 mm

Maximum value of SAR (interpolated) = 2.45 W/kg

Ch20175/Zoom Scan (5x5x7)/Cube 0: Measurement grid: dx=8mm, dy=8mm, dz=5mm

Reference Value = 32.37 V/m; Power Drift = 0.10 dB

Peak SAR (extrapolated) = 4.76 W/kg

SAR(1 g) = 2.33 W/kg; SAR(10 g) = 1.1 W/kg

Maximum value of SAR (measured) = 2.75 W/kg



0 dB = 2.75 W/kg

Meas.22 Right Head with Cheek on Low Channel in LTE Band5 mode with Antenna 0

Date: 2024.10.05

Communication System Band: Band 5; Frequency: 829 MHz;Duty Cycle: 1:1

Medium parameters used (interpolated): f = 829 MHz; σ = 0.871 S/m; ε_r = 42.637; ρ = 1000 kg/m^3

Phantom section: Right Section

Ambient Temperature:22.5℃ Liquid Temperature:21.4℃

DASY5 Configuration:

- Probe: EX3DV4 - SN7893; ConvF(8.85, 9.15, 9.38); Calibrated: 2024.09.05;
- Sensor-Surface: 4mm (Mechanical Surface Detection)
- Electronics: DAE4 Sn1710; Calibrated: 2024.01.03
- Phantom: SAM1; Type: QD000P40CD; Serial: TP:1576
- Measurement SW: DASY52, Version 52.8 (8); SEMCAD X Version 14.6.10 (7331)

Ch20450/Area Scan (71x131x1): Interpolated grid: dx=1.500 mm, dy=1.500 mm

Maximum value of SAR (interpolated) = 0.0980 W/kg

Ch20450/Zoom Scan (5x5x7)/Cube 0: Measurement grid: dx=8mm, dy=8mm, dz=5mm

Reference Value = 0.6780 V/m; Power Drift = 0.08 dB

Peak SAR (extrapolated) = 0.110 W/kg

SAR(1 g) = 0.093 W/kg; SAR(10 g) = 0.074 W/kg

Maximum value of SAR (measured) = 0.096 W/kg



0 dB = 0.096 W/kg

Meas.23 Body Plane with Back Side 10mm on Low Channel in LTE Band5 mode with Antenna 0

Date: 2024.10.05

Communication System Band: Band 5; Frequency: 829 MHz;Duty Cycle: 1:1

Medium parameters used (interpolated): f = 829 MHz; σ = 0.871 S/m; ε_r = 42.637; ρ = 1000 kg/m^3

Phantom section: Flat Section

Ambient Temperature:22.5℃ Liquid Temperature:21.4℃

DASY5 Configuration:

- Probe: EX3DV4 - SN7893; ConvF(8.85, 9.15, 9.38); Calibrated: 2024.09.05;
- Sensor-Surface: 4mm (Mechanical Surface Detection)
- Electronics: DAE4 Sn1710; Calibrated: 2024.01.03
- Phantom: SAM1; Type: QD000P40CD; Serial: TP:1576
- Measurement SW: DASY52, Version 52.8 (8); SEMCAD X Version 14.6.10 (7331)

Ch20450/Area Scan (81x161x1): Interpolated grid: dx=1.200 mm, dy=1.200 mm

Maximum value of SAR (interpolated) = 0.173 W/kg

Ch20450/Zoom Scan (7x7x7)/Cube 0: Measurement grid: dx=5mm, dy=5mm, dz=5mm

Reference Value = 13.51 V/m; Power Drift = -0.09 dB

Peak SAR (extrapolated) = 0.203 W/kg

SAR(1 g) = 0.164 W/kg; SAR(10 g) = 0.123 W/kg

Maximum value of SAR (measured) = 0.173 W/kg

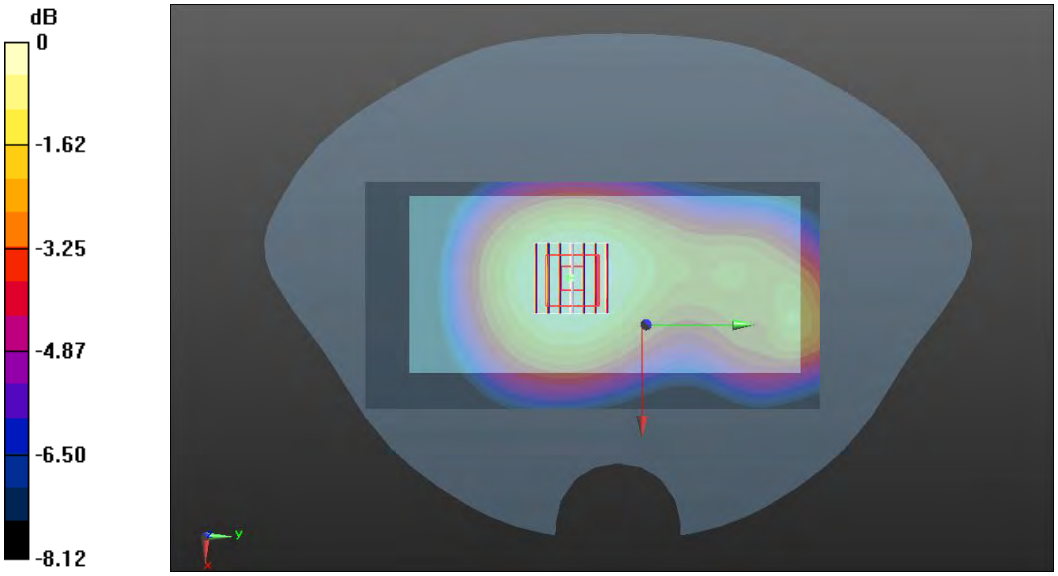

0 dB = 0.173 W/kg

Meas.24 Body Plane with Back Side 0mm on Low Channel in LTE Band5 mode with Antenna 0

Date: 2024.10.05

Communication System Band: Band5; Frequency: 829 MHz;Duty Cycle: 1:1

Medium parameters used (interpolated): f = 829 MHz; σ = 0.871 S/m; ε_r = 42.637; ρ = 1000 kg/m^3

Phantom section: Flat Section

Ambient Temperature:22.5℃ Liquid Temperature:21.4℃

DASY5 Configuration:

- Probe: EX3DV4 - SN7893; ConvF(8.85, 9.15, 9.38); Calibrated: 2024.09.05;
- Sensor-Surface: 4mm (Mechanical Surface Detection)
- Electronics: DAE4 Sn1710; Calibrated: 2024.01.03
- Phantom: SAM1; Type: QD000P40CD; Serial: TP:1576
- Measurement SW: DASY52, Version 52.8 (8); SEMCAD X Version 14.6.10 (7331)

Ch20450/Area Scan (71x131x1): Interpolated grid: dx=1.500 mm, dy=1.500 mm

Maximum value of SAR (interpolated) = 1.33 W/kg

Ch20450/Zoom Scan (5x5x7)/Cube 0: Measurement grid: dx=8mm, dy=8mm, dz=5mm

Reference Value = 16.43 V/m; Power Drift = -0.03 dB

Peak SAR (extrapolated) = 1.80 W/kg

SAR(1 g) = 1.1 W/kg; SAR(10 g) = 0.707 W/kg

Maximum value of SAR (measured) = 1.18 W/kg

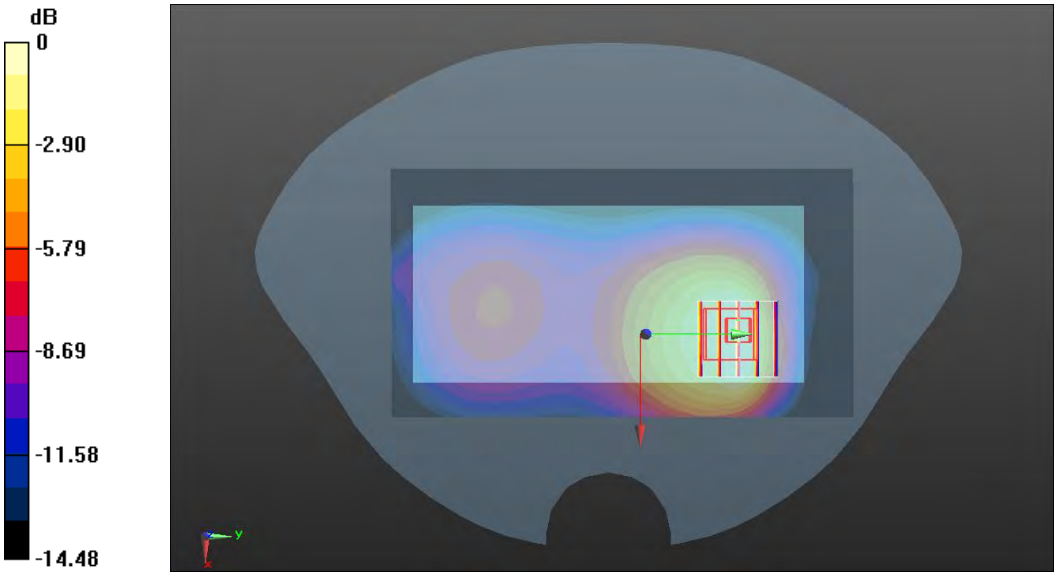

0 dB = 1.18 W/kg

Meas.25 Left Head with Cheek on Middle Channel in LTE Band7 mode with Antenna 5

Date: 2024.10.19

Communication System Band: BAND 7; Frequency: 2535 MHz;Duty Cycle: 1:1

Medium parameters used (interpolated): f = 2535 MHz; σ = 1.858 S/m; ε_r = 38.531; ρ = 1000 kg/m^3

Phantom section: Left Section

Ambient Temperature:22.5℃ Liquid Temperature:21.4℃

DASY5 Configuration:

- Probe: EX3DV4 - SN7893; ConvF(7.06, 7.3, 7.48); Calibrated: 2024.09.05;
- Sensor-Surface: 4mm (Mechanical Surface Detection)
- Electronics: DAE4 Sn1710; Calibrated: 2024.01.03
- Phantom: SAM1; Type: QD000P40CD; Serial: TP:1576
- Measurement SW: DASY52, Version 52.8 (8); SEMCAD X Version 14.6.10 (7331)

Ch21100/Area Scan (81x161x1): Interpolated grid: dx=1.200 mm, dy=1.200 mm

Maximum value of SAR (interpolated) = 0.767 W/kg

Ch21100/Zoom Scan (7x7x7)/Cube 0: Measurement grid: dx=5mm, dy=5mm, dz=5mm

Reference Value = 0 V/m; Power Drift = 0.00 dB

Peak SAR (extrapolated) = 1.38 W/kg

SAR(1 g) = 0.674 W/kg; SAR(10 g) = 0.322 W/kg

Maximum value of SAR (measured) = 0.741 W/kg

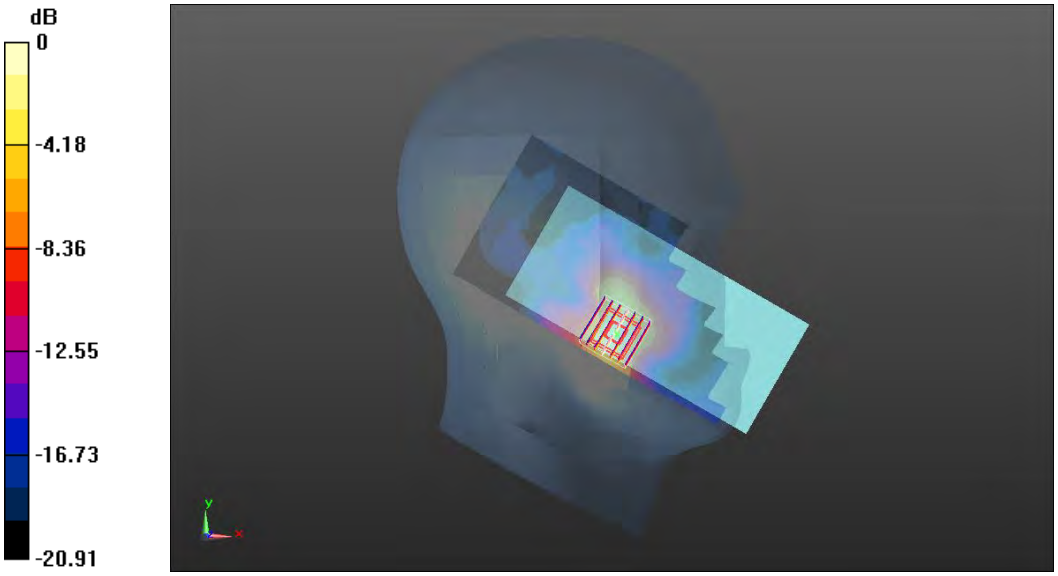

0 dB = 0.741 W/kg

Meas.26 Body Plane with Back Side 10mm on Middle Channel in LTE Band7 mode with Antenna 5

Date: 2024.10.19

Communication System Band: Band 7; Frequency: 2535 MHz;Duty Cycle: 1:1

Medium parameters used (interpolated): f = 2535 MHz; σ = 1.858 S/m; ε_r = 38.531; ρ = 1000 kg/m^3

Phantom section: Flat Section

Ambient Temperature:22.5℃ Liquid Temperature:21.4℃

DASY5 Configuration:

- Probe: EX3DV4 - SN7893; ConvF(7.06, 7.3, 7.48); Calibrated: 2024.09.05;
- Sensor-Surface: 4mm (Mechanical Surface Detection)
- Electronics: DAE4 Sn1710; Calibrated: 2024.01.03
- Phantom: SAM1; Type: QD000P40CD; Serial: TP:1576
- Measurement SW: DASY52, Version 52.8 (8); SEMCAD X Version 14.6.10 (7331)

Ch21100/Area Scan (91x161x1): Interpolated grid: dx=1.200 mm, dy=1.200 mm

Maximum value of SAR (interpolated) = 0.528 W/kg

Ch21100/Zoom Scan (7x7x7)/Cube 0: Measurement grid: dx=5mm, dy=5mm, dz=5mm

Reference Value = 15.22 V/m; Power Drift = -0.03 dB

Peak SAR (extrapolated) = 1.10 W/kg

SAR(1 g) = 0.448 W/kg; SAR(10 g) = 0.234 W/kg

Maximum value of SAR (measured) = 0.523 W/kg

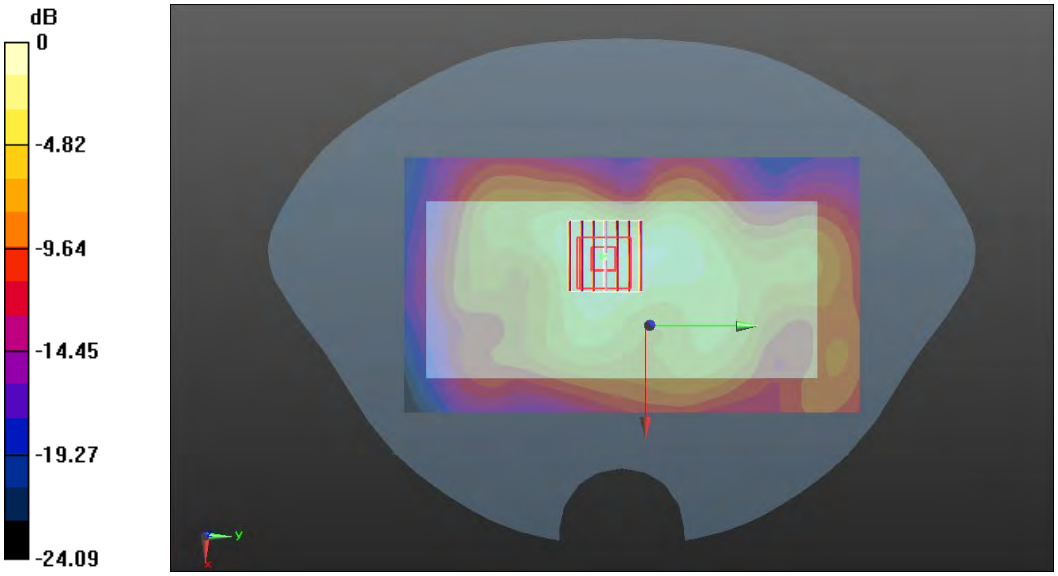

0 dB = 0.523 W/kg

Meas.27 Body Plane with Right Edge 0mm on Middle Channel in LTE Band7 mode with Antenna 5

Date: 2024.10.19

Communication System Band: Band 7; Frequency: 2535 MHz;Duty Cycle: 1:1

Medium parameters used (interpolated): f = 2535 MHz; σ = 1.858 S/m; ε_r = 38.531; ρ = 1000 kg/m^3

Phantom section: Flat Section

Ambient Temperature:22.5℃ Liquid Temperature:21.4℃

DASY5 Configuration:

- Probe: EX3DV4 - SN7893; ConvF(7.06, 7.3, 7.48); Calibrated: 2024.09.05;
- Sensor-Surface: 4mm (Mechanical Surface Detection)
- Electronics: DAE4 Sn1710; Calibrated: 2024.01.03
- Phantom: SAM1; Type: QD000P40CD; Serial: TP:1576
- Measurement SW: DASY52, Version 52.8 (8); SEMCAD X Version 14.6.10 (7331)

Ch21100/Area Scan (61x161x1): Interpolated grid: dx=1.200 mm, dy=1.200 mm

Maximum value of SAR (interpolated) = 4.57 W/kg

Ch21100/Zoom Scan (7x7x7)/Cube 0: Measurement grid: dx=5mm, dy=5mm, dz=5mm

Reference Value = 36.42 V/m; Power Drift = -0.09 dB

Peak SAR (extrapolated) = 9.94 W/kg

SAR(1 g) = 3.7 W/kg; SAR(10 g) = 1.35 W/kg

Maximum value of SAR (measured) = 4.47 W/kg

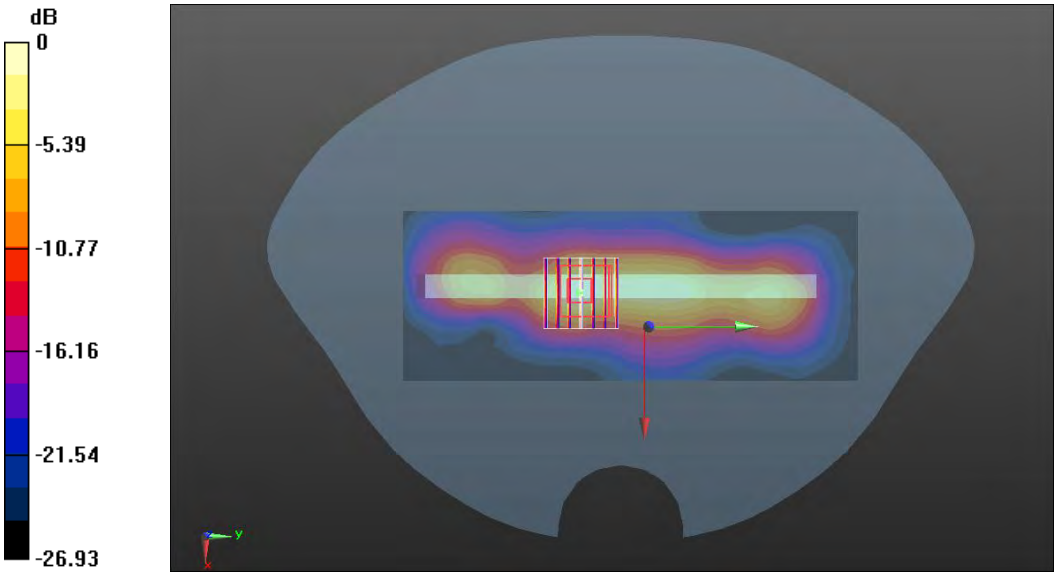

0 dB = 4.47 W/kg

Meas.28 Left Head with Cheek on High Channel in LTE Band12 mode with Antenna 0

Date: 2024.09.30

Communication System Band: Band 12; Frequency: 711 MHz;Duty Cycle: 1:1

Medium parameters used (interpolated): f = 711 MHz; σ = 0.88 S/m; ε_r = 40.9; ρ = 1000 kg/m^3

Phantom section: Left Section

Ambient Temperature:22.5℃ Liquid Temperature:21.5℃

DASY5 Configuration:

- Probe: EX3DV4 - SN7893; ConvF(8.92, 9.23, 9.45); Calibrated: 2024.09.05;
- Sensor-Surface: 4mm (Mechanical Surface Detection)
- Electronics: DAE4 Sn1710; Calibrated: 2024.01.03
- Phantom: SAM1; Type: QD000P40CD; Serial: TP:1576
- Measurement SW: DASY52, Version 52.8 (8); SEMCAD X Version 14.6.10 (7331)

Ch23130/Area Scan (71x131x1): Interpolated grid: dx=1.500 mm, dy=1.500 mm

Maximum value of SAR (interpolated) = 0.0720 W/kg

Ch23130/Zoom Scan (5x5x7)/Cube 0: Measurement grid: dx=8mm, dy=8mm, dz=5mm

Reference Value = 1.182 V/m; Power Drift = 0.03 dB

Peak SAR (extrapolated) = 0.0840 W/kg

SAR(1 g) = 0.070 W/kg; SAR(10 g) = 0.057 W/kg

Maximum value of SAR (measured) = 0.073 W/kg



0 dB = 0.073 W/kg

Meas.29 Body Plane with Back Side 10mm on High Channel in LTE Band12 mode with Antenna 0

Date: 2024.09.30

Communication System Band: Band 12; Frequency: 711 MHz;Duty Cycle: 1:1

Medium parameters used (interpolated): f = 711 MHz; σ = 0.88 S/m; ε_r = 40.9; ρ = 1000 kg/m^3

Phantom section: Flat Section

Ambient Temperature:22.5℃ Liquid Temperature:21.5℃

DASY5 Configuration:

- Probe: EX3DV4 - SN7893; ConvF(8.92, 9.23, 9.45); Calibrated: 2024.09.05;
- Sensor-Surface: 4mm (Mechanical Surface Detection)
- Electronics: DAE4 Sn1710; Calibrated: 2024.01.03
- Phantom: SAM1; Type: QD000P40CD; Serial: TP:1576
- Measurement SW: DASY52, Version 52.8 (8); SEMCAD X Version 14.6.10 (7331)

Ch23130/Area Scan (71x131x1): Interpolated grid: dx=1.500 mm, dy=1.500 mm

Maximum value of SAR (interpolated) = 0.206 W/kg

Ch23130/Zoom Scan (5x5x7)/Cube 0: Measurement grid: dx=8mm, dy=8mm, dz=5mm

Reference Value = 16.39 V/m; Power Drift = -0.15 dB

Peak SAR (extrapolated) = 0.238 W/kg

SAR(1 g) = 0.189 W/kg; SAR(10 g) = 0.144 W/kg

Maximum value of SAR (measured) = 0.199 W/kg

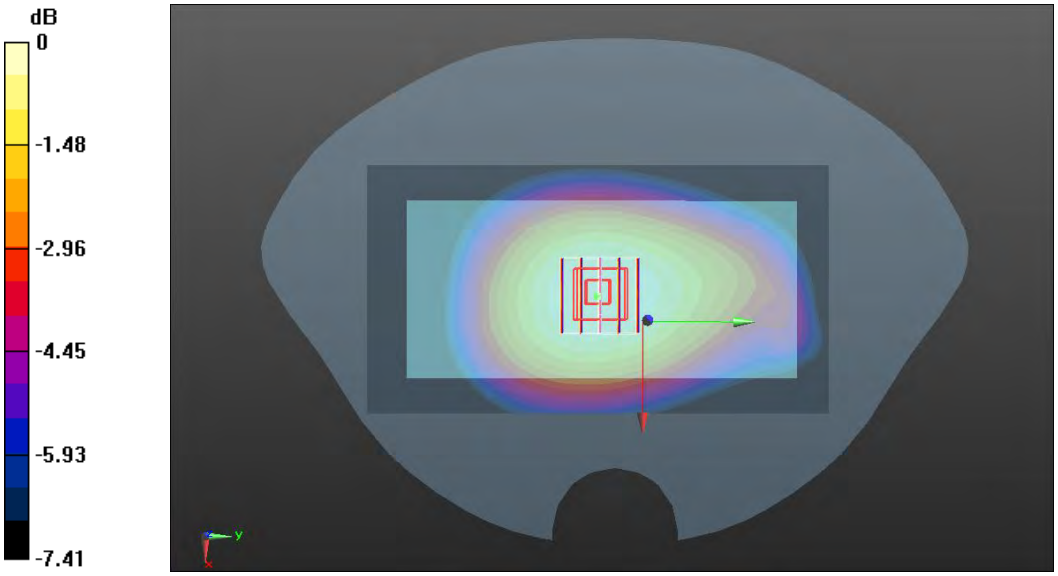

0 dB = 0.199 W/kg

Meas.30 Body Plane with Back Side 0mm on High Channel in LTE Band12 mode with Antenna 0

Date: 2024.09.30

Communication System Band: Band 12; Frequency: 711 MHz;Duty Cycle: 1:1

Medium parameters used (interpolated): f = 711 MHz; σ = 0.88 S/m; ε_r = 40.9; ρ = 1000 kg/m^3

Phantom section: Flat Section

Ambient Temperature:22.5℃ Liquid Temperature:21.5℃

DASY5 Configuration:

- Probe: EX3DV4 - SN7893; ConvF(8.92, 9.23, 9.45); Calibrated: 2024.09.05;
- Sensor-Surface: 4mm (Mechanical Surface Detection)
- Electronics: DAE4 Sn1710; Calibrated: 2024.01.03
- Phantom: SAM1; Type: QD000P40CD; Serial: TP:1576
- Measurement SW: DASY52, Version 52.8 (8); SEMCAD X Version 14.6.10 (7331)

Ch23130/Area Scan (71x131x1): Interpolated grid: dx=1.500 mm, dy=1.500 mm

Maximum value of SAR (interpolated) = 0.868 W/kg

Ch23130/Zoom Scan (5x5x7)/Cube 0: Measurement grid: dx=8mm, dy=8mm, dz=5mm

Reference Value = 14.94 V/m; Power Drift = -0.09 dB

Peak SAR (extrapolated) = 1.29 W/kg

SAR(1 g) = 0.709 W/kg; SAR(10 g) = 0.421 W/kg

Maximum value of SAR (measured) = 0.777 W/kg

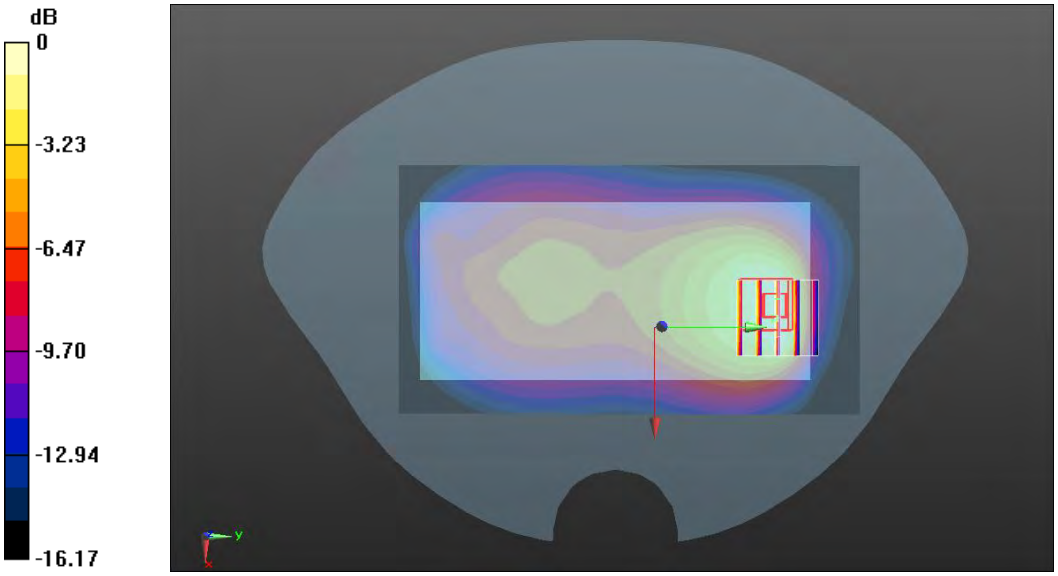

0 dB = 0.777 W/kg

Meas.31 Left Head with Cheek on Middle Channel in LTE Band13 mode with Antenna 0

Date: 2024.10.01

Communication System Band: Band 13; Frequency: 782 MHz;Duty Cycle: 1:1

Medium parameters used (interpolated): f = 782 MHz; σ = 0.921 S/m; ε_r = 40.42; ρ = 1000 kg/m^3

Phantom section: Left Section

Ambient Temperature:22.4℃ Liquid Temperature:21.6℃

DASY5 Configuration:

- Probe: EX3DV4 - SN7893; ConvF(8.92, 9.23, 9.45); Calibrated: 2024.09.05;
- Sensor-Surface: 4mm (Mechanical Surface Detection)
- Electronics: DAE4 Sn1710; Calibrated: 2024.01.03
- Phantom: SAM1; Type: QD000P40CD; Serial: TP:1576
- Measurement SW: DASY52, Version 52.8 (8); SEMCAD X Version 14.6.10 (7331)

Ch23230/Area Scan (71x131x1): Interpolated grid: dx=1.500 mm, dy=1.500 mm

Maximum value of SAR (interpolated) = 0.0377 W/kg

Ch23230/Zoom Scan (5x5x7)/Cube 0: Measurement grid: dx=8mm, dy=8mm, dz=5mm

Reference Value = 1.500 V/m; Power Drift = 0.08 dB

Peak SAR (extrapolated) = 0.0460 W/kg

SAR(1 g) = 0.037 W/kg; SAR(10 g) = 0.029 W/kg

Maximum value of SAR (measured) = 0.039 W/kg



0 dB = 0.039 W/kg

Meas.32 Body Plane with Back Side 10mm on Middle Channel in LTE Band13 mode with Antenna 0

Date: 2024.10.01

Communication System Band: Band 13; Frequency: 782 MHz;Duty Cycle: 1:1

Medium parameters used (interpolated): f = 782 MHz; σ = 0.921 S/m; ε_r = 40.42; ρ = 1000 kg/m^3

Phantom section: Flat Section

Ambient Temperature:22.4℃ Liquid Temperature:21.6℃

DASY5 Configuration:

- Probe: EX3DV4 - SN7893; ConvF(8.92, 9.23, 9.45); Calibrated: 2024.09.05;
- Sensor-Surface: 4mm (Mechanical Surface Detection)
- Electronics: DAE4 Sn1710; Calibrated: 2024.01.03
- Phantom: SAM1; Type: QD000P40CD; Serial: TP:1576
- Measurement SW: DASY52, Version 52.8 (8); SEMCAD X Version 14.6.10 (7331)

Ch23230/Area Scan (71x131x1): Interpolated grid: dx=1.500 mm, dy=1.500 mm

Maximum value of SAR (interpolated) = 0.217 W/kg

Ch23230/Zoom Scan (5x5x7)/Cube 0: Measurement grid: dx=8mm, dy=8mm, dz=5mm

Reference Value = 4.845 V/m; Power Drift = -0.04 dB

Peak SAR (extrapolated) = 0.328 W/kg

SAR(1 g) = 0.170 W/kg; SAR(10 g) = 0.096 W/kg

Maximum value of SAR (measured) = 0.183 W/kg



0 dB = 0.183 W/kg

Meas.33 Body Plane with Back Side 0mm on Middle Channel in LTE Band13 mode with Antenna 0

Date: 2024.10.01

Communication System Band: Band 13; Frequency: 782 MHz;Duty Cycle: 1:1

Medium parameters used (interpolated): f = 782 MHz; σ = 0.921 S/m; ε_r = 40.42; ρ = 1000 kg/m^3

Phantom section: Flat Section

Ambient Temperature:22.4℃ Liquid Temperature:21.6℃

DASY5 Configuration:

- Probe: EX3DV4 - SN7893; ConvF(8.92, 9.23, 9.45); Calibrated: 2024.09.05;
- Sensor-Surface: 4mm (Mechanical Surface Detection)
- Electronics: DAE4 Sn1710; Calibrated: 2024.01.03
- Phantom: SAM1; Type: QD000P40CD; Serial: TP:1576
- Measurement SW: DASY52, Version 52.8 (8); SEMCAD X Version 14.6.10 (7331)

Ch23230/Area Scan (71x131x1): Interpolated grid: dx=1.500 mm, dy=1.500 mm

Maximum value of SAR (interpolated) = 1.13 W/kg

Ch23230/Zoom Scan (5x5x7)/Cube 0: Measurement grid: dx=8mm, dy=8mm, dz=5mm

Reference Value = 15.65 V/m; Power Drift = -0.06 dB

Peak SAR (extrapolated) = 1.57 W/kg

SAR(1 g) = 0.922 W/kg; SAR(10 g) = 0.566 W/kg

Maximum value of SAR (measured) = 0.986 W/kg

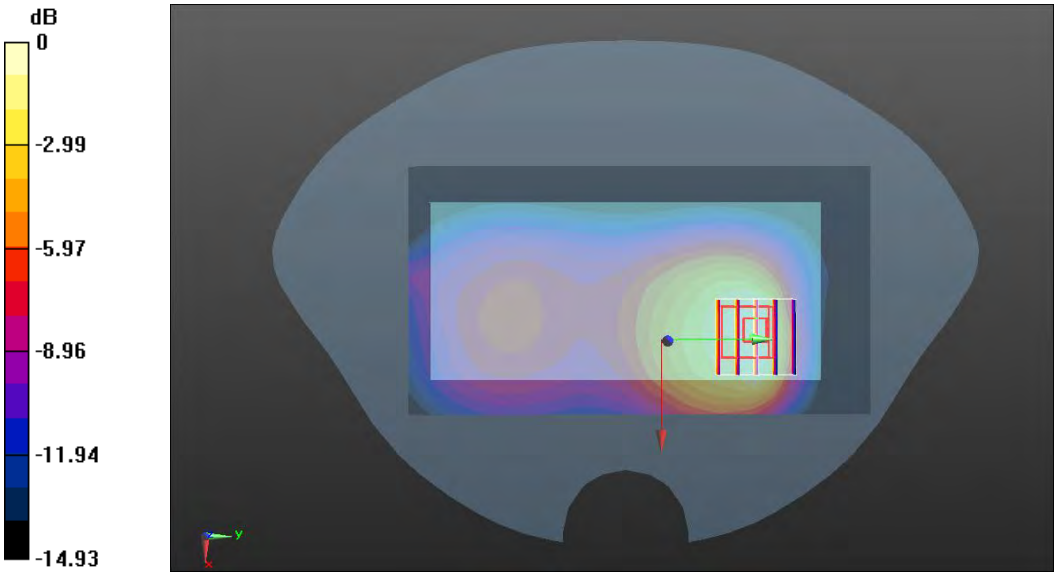

0 dB = 0.986 W/kg

Meas.34 Left Head with Cheek on Middle Channel in LTE Band17 mode with Antenna 0

Date: 2024.10.02

Communication System Band: Band 17; Frequency: 710 MHz;Duty Cycle: 1:1

Medium parameters used (interpolated): f = 710 MHz; σ = 0.861 S/m; ε_r = 41.811; ρ = 1000 kg/m^3

Phantom section: Left Section

Ambient Temperature:22.3℃ Liquid Temperature:21.4℃

DASY5 Configuration:

- Probe: EX3DV4 - SN7893; ConvF(8.92, 9.23, 9.45); Calibrated: 2024.09.05;
- Sensor-Surface: 4mm (Mechanical Surface Detection)
- Electronics: DAE4 Sn1710; Calibrated: 2024.01.03
- Phantom: SAM1; Type: QD000P40CD; Serial: TP:1576
- Measurement SW: DASY52, Version 52.8 (8); SEMCAD X Version 14.6.10 (7331)

Ch23790/Area Scan (71x131x1): Interpolated grid: dx=1.500 mm, dy=1.500 mm

Maximum value of SAR (interpolated) = 0.0755 W/kg

Ch23790/Zoom Scan (5x5x7)/Cube 0: Measurement grid: dx=8mm, dy=8mm, dz=5mm

Reference Value = 0.8260 V/m; Power Drift = 0.02 dB

Peak SAR (extrapolated) = 0.0850 W/kg

SAR(1 g) = 0.070 W/kg; SAR(10 g) = 0.057 W/kg

Maximum value of SAR (measured) = 0.073 W/kg



0 dB = 0.073 W/kg

Meas.35 Body Plane with Back Side 10mm on Middle Channel in LTE Band17 mode with Antenna 0

Date: 2024.10.02

Communication System Band: Band 17; Frequency: 710 MHz;Duty Cycle: 1:1

Medium parameters used (interpolated): f = 710 MHz; σ = 0.861 S/m; ε_r = 41.811; ρ = 1000 kg/m^3

Phantom section: Flat Section

Ambient Temperature:22.3℃ Liquid Temperature:21.4℃

DASY5 Configuration:

- Probe: EX3DV4 - SN7893; ConvF(8.92, 9.23, 9.45); Calibrated: 2024.09.05;
- Sensor-Surface: 4mm (Mechanical Surface Detection)
- Electronics: DAE4 Sn1710; Calibrated: 2024.01.03
- Phantom: SAM1; Type: QD000P40CD; Serial: TP:1576
- Measurement SW: DASY52, Version 52.8 (8); SEMCAD X Version 14.6.10 (7331)

Ch23790/Area Scan (71x131x1): Interpolated grid: dx=1.500 mm, dy=1.500 mm

Maximum value of SAR (interpolated) = 0.218 W/kg

Ch23790/Zoom Scan (5x5x7)/Cube 0: Measurement grid: dx=8mm, dy=8mm, dz=5mm

Reference Value = 16.51 V/m; Power Drift = -0.11 dB

Peak SAR (extrapolated) = 0.243 W/kg

SAR(1 g) = 0.192 W/kg; SAR(10 g) = 0.146 W/kg

Maximum value of SAR (measured) = 0.203 W/kg

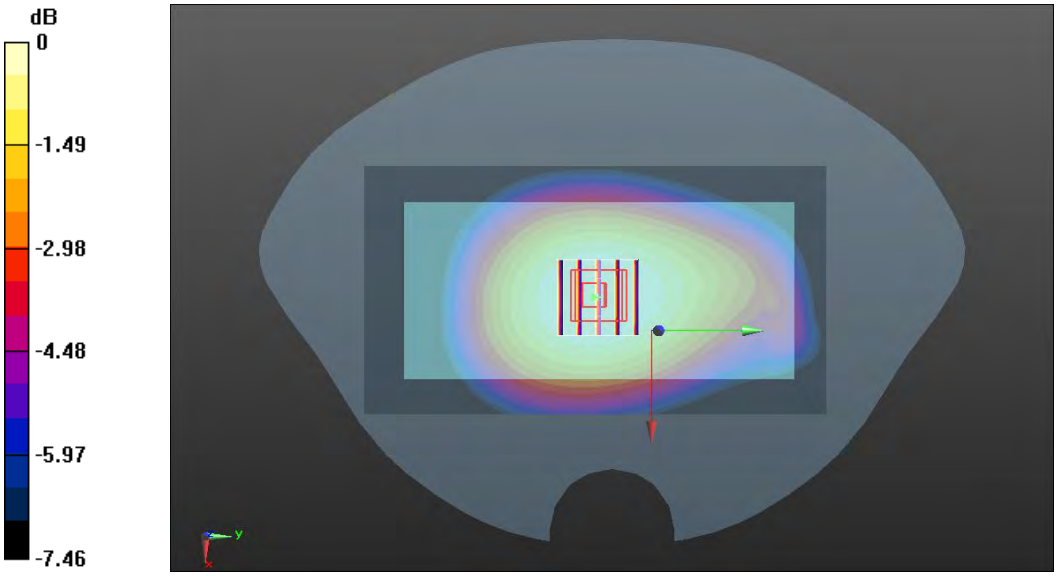

0 dB = 0.203 W/kg

Meas.36 Body Plane with Back Side 0mm on Middle Channel in LTE Band17 mode with Antenna 0

Date: 2024.10.02

Communication System Band: Band 17; Frequency: 710 MHz;Duty Cycle: 1:1

Medium parameters used (interpolated): f = 710 MHz; σ = 0.861 S/m; ε_r = 41.811; ρ = 1000 kg/m^3

Phantom section: Flat Section

Ambient Temperature:22.3℃ Liquid Temperature:21.4℃

DASY5 Configuration:

- Probe: EX3DV4 - SN7893; ConvF(8.92, 9.23, 9.45); Calibrated: 2024.09.05;
- Sensor-Surface: 4mm (Mechanical Surface Detection)
- Electronics: DAE4 Sn1710; Calibrated: 2024.01.03
- Phantom: SAM1; Type: QD000P40CD; Serial: TP:1576
- Measurement SW: DASY52, Version 52.8 (8); SEMCAD X Version 14.6.10 (7331)

Ch23790/Area Scan (71x131x1): Interpolated grid: dx=1.500 mm, dy=1.500 mm

Maximum value of SAR (interpolated) = 0.913 W/kg

Ch23790/Zoom Scan (5x5x7)/Cube 0: Measurement grid: dx=8mm, dy=8mm, dz=5mm

Reference Value = 15.22 V/m; Power Drift = -0.11 dB

Peak SAR (extrapolated) = 1.32 W/kg

SAR(1 g) = 0.706 W/kg; SAR(10 g) = 0.421 W/kg

Maximum value of SAR (measured) = 0.770 W/kg

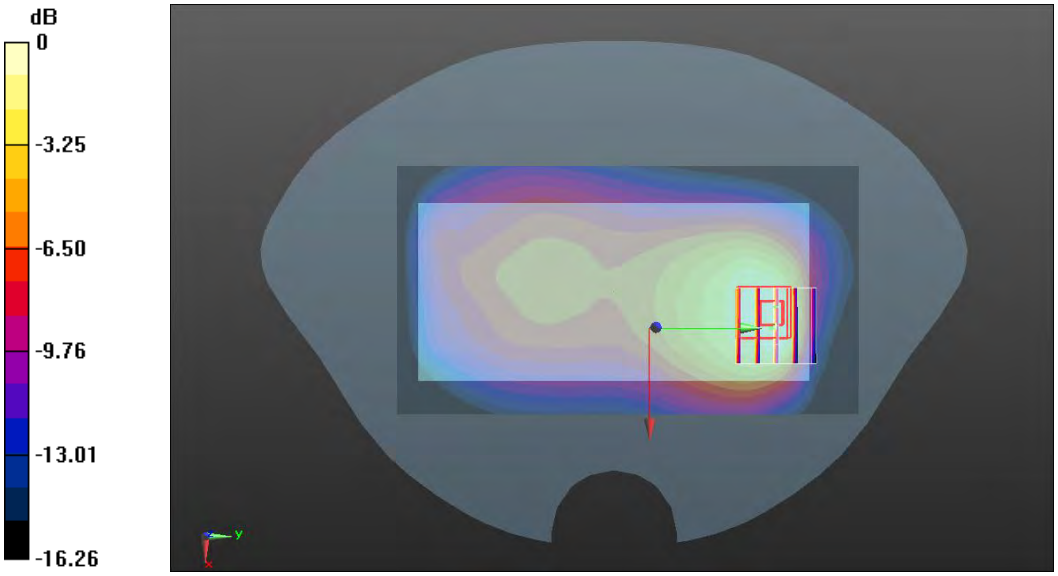

0 dB = 0.770 W/kg

Meas.37 Left Head with Cheek on High Channel in LTE Band25 mode with Antenna 0

Date: 2024.10.15

Communication System Band: Band 25; Frequency: 1905 MHz;Duty Cycle: 1:1

Medium parameters used (interpolated): f = 1905 MHz; σ = 1.395 S/m; ε_r = 39.492; ρ = 1000 kg/m^3

Phantom section: Left Section

Ambient Temperature:22.4℃ Liquid Temperature:21.7℃

DASY5 Configuration:

- Probe: EX3DV4 - SN7510; ConvF(8.33, 8.33, 8.33); Calibrated: 2024.06.25;
- Sensor-Surface: 4mm (Mechanical Surface Detection)
- Electronics: DAE4 Sn1710; Calibrated: 2024.01.03
- Phantom: SAM1; Type: QD000P40CD; Serial: TP:1576
- Measurement SW: DASY52, Version 52.8 (8); SEMCAD X Version 14.6.10 (7331)

Ch26590/Area Scan (71x131x1): Interpolated grid: dx=1.500 mm, dy=1.500 mm

Maximum value of SAR (interpolated) = 0.0560 W/kg

Ch26590/Zoom Scan (5x5x7)/Cube 0: Measurement grid: dx=8mm, dy=8mm, dz=5mm

Reference Value = 2.761 V/m; Power Drift = 0.05 dB

Peak SAR (extrapolated) = 0.0750 W/kg

SAR(1 g) = 0.049 W/kg; SAR(10 g) = 0.033 W/kg

Maximum value of SAR (measured) = 0.053 W/kg



0 dB = 0.053 W/kg

Meas.38 Body Plane with Back Side 10mm on High Channel in LTE Band25 mode with Antenna 0

Date: 2024.10.15

Communication System Band: Band 25; Frequency: 1905 MHz;Duty Cycle: 1:1

Medium parameters used (interpolated): f = 1905 MHz; σ = 1.395 S/m; ε_r = 39.492; ρ = 1000 kg/m^3

Phantom section: Flat Section

Ambient Temperature:22.4℃ Liquid Temperature:21.7℃

DASY5 Configuration:

- Probe: EX3DV4 - SN7510; ConvF(8.33, 8.33, 8.33); Calibrated: 2024.06.25;
- Sensor-Surface: 4mm (Mechanical Surface Detection)
- Electronics: DAE4 Sn1710; Calibrated: 2024.01.03
- Phantom: SAM1; Type: QD000P40CD; Serial: TP:1576
- Measurement SW: DASY52, Version 52.8 (8); SEMCAD X Version 14.6.10 (7331)

Ch26590/Area Scan (71x131x1): Interpolated grid: dx=1.500 mm, dy=1.500 mm

Maximum value of SAR (interpolated) = 0.430 W/kg

Ch26590/Zoom Scan (5x5x7)/Cube 0: Measurement grid: dx=8mm, dy=8mm, dz=5mm

Reference Value = 6.593 V/m; Power Drift = -0.18 dB

Peak SAR (extrapolated) = 0.658 W/kg

SAR(1 g) = 0.385 W/kg; SAR(10 g) = 0.207 W/kg

Maximum value of SAR (measured) = 0.428 W/kg

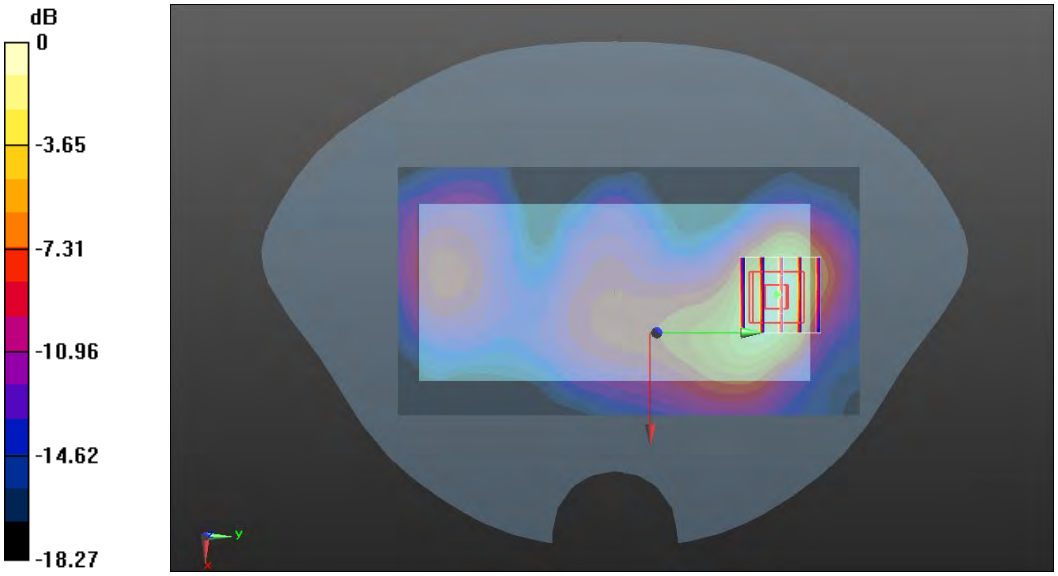

0 dB = 0.428 W/kg

Meas.39 Body Plane with Back Side 0mm on High Channel in LTE Band25 mode with Antenna 0

Date: 2024.10.15

Communication System Band: Band 25; Frequency: 1905 MHz;Duty Cycle: 1:1

Medium parameters used (interpolated): f = 1905 MHz; σ = 1.395 S/m; ε_r = 39.492; ρ = 1000 kg/m^3

Phantom section: Flat Section

Ambient Temperature:22.4℃ Liquid Temperature:21.7℃

DASY5 Configuration:

- Probe: EX3DV4 - SN7510; ConvF(8.33, 8.33, 8.33); Calibrated: 2024.06.25;
- Sensor-Surface: 4mm (Mechanical Surface Detection)
- Electronics: DAE4 Sn1710; Calibrated: 2024.01.03
- Phantom: SAM1; Type: QD000P40CD; Serial: TP:1576
- Measurement SW: DASY52, Version 52.8 (8); SEMCAD X Version 14.6.10 (7331)

Ch26590/Area Scan (71x131x1): Interpolated grid: dx=1.500 mm, dy=1.500 mm

Maximum value of SAR (interpolated) = 1.64 W/kg

Ch26590/Zoom Scan (5x5x7)/Cube 0: Measurement grid: dx=8mm, dy=8mm, dz=5mm

Reference Value = 11.90 V/m; Power Drift = -0.09 dB

Peak SAR (extrapolated) = 2.95 W/kg

SAR(1 g) = 1.47 W/kg; SAR(10 g) = 0.720 W/kg

Maximum value of SAR (measured) = 1.72 W/kg



0 dB = 1.72 W/kg

Meas.40 Left Head with Cheek on Low Channel in LTE Band26 mode with Antenna 0

Date: 2024.10.06

Communication System Band: Band26; Frequency: 821.5 MHz;Duty Cycle: 1:1

Medium parameters used (interpolated): f = 821.5 MHz; σ = 0.89 S/m; ε_r = 42.816; ρ = 1000 kg/m^3

Phantom section: Left Section

Ambient Temperature:22.4℃ Liquid Temperature:21.4℃

DASY5 Configuration:

- Probe: EX3DV4 - SN7893; ConvF(8.85, 9.15, 9.38); Calibrated: 2024.09.05;
- Sensor-Surface: 4mm (Mechanical Surface Detection)
- Electronics: DAE4 Sn1710; Calibrated: 2024.01.03
- Phantom: SAM1; Type: QD000P40CD; Serial: TP:1576
- Measurement SW: DASY52, Version 52.8 (8); SEMCAD X Version 14.6.10 (7331)

Ch26765/Area Scan (71x131x1): Interpolated grid: dx=1.500 mm, dy=1.500 mm

Maximum value of SAR (interpolated) = 0.0264 W/kg

Ch26765/Zoom Scan (5x5x7)/Cube 0: Measurement grid: dx=8mm, dy=8mm, dz=5mm

Reference Value = 0.5580 V/m; Power Drift = 0.16 dB

Peak SAR (extrapolated) = 0.0330 W/kg

SAR(1 g) = 0.026 W/kg; SAR(10 g) = 0.020 W/kg

Maximum value of SAR (measured) = 0.028 W/kg



0 dB = 0.028 W/kg

Meas.41 Body Plane with Back Side 10mm on Low Channel in LTE Band26 mode with Antenna 1

Date: 2024.10.06

Communication System Band: Band26; Frequency: 821.5 MHz;Duty Cycle: 1:1

Medium parameters used (interpolated): f = 821.5 MHz; σ = 0.89 S/m; ε_r = 42.816; ρ = 1000 kg/m^3

Phantom section: Flat Section

Ambient Temperature:22.4℃ Liquid Temperature:21.4℃

DASY5 Configuration:

- Probe: EX3DV4 - SN7893; ConvF(8.85, 9.15, 9.38); Calibrated: 2024.09.05;
- Sensor-Surface: 4mm (Mechanical Surface Detection)
- Electronics: DAE4 Sn1710; Calibrated: 2024.01.03
- Phantom: SAM1; Type: QD000P40CD; Serial: TP:1576
- Measurement SW: DASY52, Version 52.8 (8); SEMCAD X Version 14.6.10 (7331)

Ch26765/Area Scan (71x131x1): Interpolated grid: dx=1.500 mm, dy=1.500 mm

Maximum value of SAR (interpolated) = 0.0727 W/kg

Ch26765/Zoom Scan (5x5x7)/Cube 0: Measurement grid: dx=8mm, dy=8mm, dz=5mm

Reference Value = 7.833 V/m; Power Drift = -0.16 dB

Peak SAR (extrapolated) = 0.0870 W/kg

SAR(1 g) = 0.070 W/kg; SAR(10 g) = 0.053 W/kg

Maximum value of SAR (measured) = 0.073 W/kg

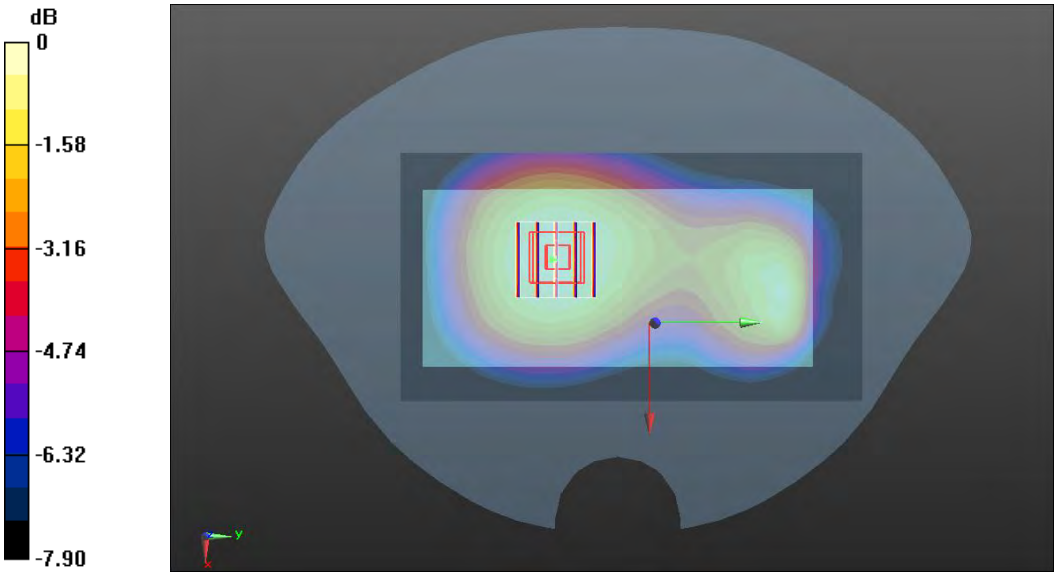

0 dB = 0.073 W/kg

Meas.42 Body Plane with Back Side 0mm on Low Channel in LTE Band26 mode with Antenna 0

Date: 2024.10.06

Communication System Band: Band26; Frequency: 821.5 MHz;Duty Cycle: 1:1

Medium parameters used (interpolated): f = 821.5 MHz; σ = 0.89 S/m; ε_r = 42.816; ρ = 1000 kg/m^3

Phantom section: Flat Section

Ambient Temperature:22.4℃ Liquid Temperature:21.4℃

DASY5 Configuration:

- Probe: EX3DV4 - SN7893; ConvF(8.85, 9.15, 9.38); Calibrated: 2024.09.05;
- Sensor-Surface: 4mm (Mechanical Surface Detection)
- Electronics: DAE4 Sn1710; Calibrated: 2024.01.03
- Phantom: SAM1; Type: QD000P40CD; Serial: TP:1576
- Measurement SW: DASY52, Version 52.8 (8); SEMCAD X Version 14.6.10 (7331)

Ch26765/Area Scan (71x131x1): Interpolated grid: dx=1.500 mm, dy=1.500 mm

Maximum value of SAR (interpolated) = 0.970 W/kg

Ch26765/Zoom Scan (5x5x7)/Cube 0: Measurement grid: dx=8mm, dy=8mm, dz=5mm

Reference Value = 12.18 V/m; Power Drift = -0.16 dB

Peak SAR (extrapolated) = 1.30 W/kg

SAR(1 g) = 0.797 W/kg; SAR(10 g) = 0.510 W/kg

Maximum value of SAR (measured) = 0.864 W/kg

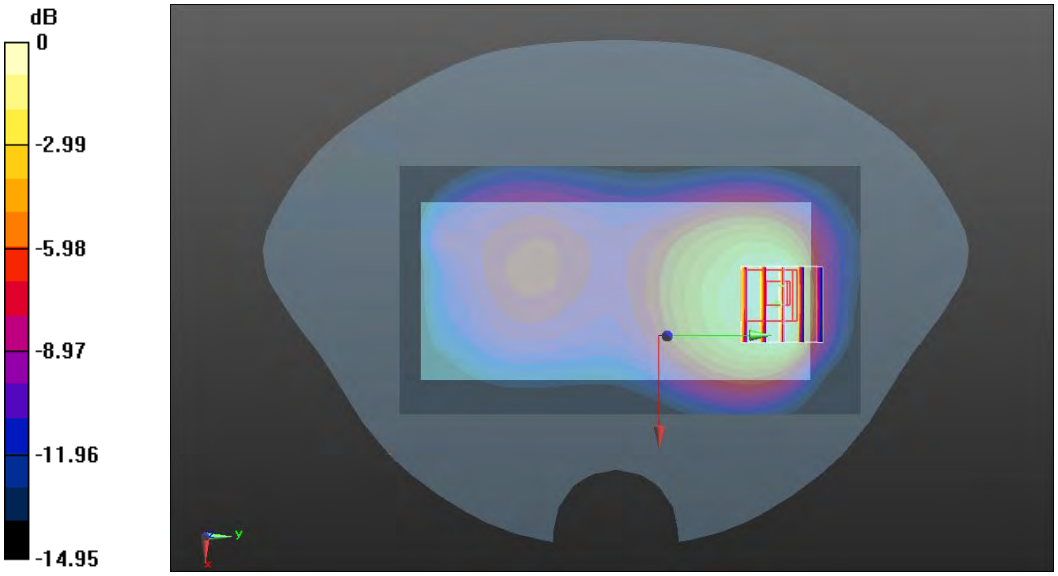

0 dB = 0.864 W/kg

Meas.43 Left Head with Cheek on Middle Channel in LTE Band66 mode with Antenna 0

Date: 2024.10.09

Communication System Band: Band 66; Frequency: 1745 MHz;Duty Cycle: 1:1

Medium parameters used (interpolated): f = 1745 MHz; σ = 1.364 S/m; ε_r = 40.898; ρ = 1000 kg/m^3

Phantom section: Left Section

Ambient Temperature:22.5℃ Liquid Temperature:21.6℃

DASY5 Configuration:

- Probe: EX3DV4 - SN7893; ConvF(7.57, 7.83, 8.02); Calibrated: 2024.09.05;
- Sensor-Surface: 4mm (Mechanical Surface Detection)
- Electronics: DAE4 Sn1710; Calibrated: 2024.01.03
- Phantom: SAM1; Type: QD000P40CD; Serial: TP:1576
- Measurement SW: DASY52, Version 52.8 (8); SEMCAD X Version 14.6.10 (7331)

Ch132322/Area Scan (81x161x1): Interpolated grid: dx=1.200 mm, dy=1.200 mm

Maximum value of SAR (interpolated) = 0.118 W/kg

Ch132322/Zoom Scan (7x7x7)/Cube 0: Measurement grid: dx=5mm, dy=5mm, dz=5mm

Reference Value = 2.001 V/m; Power Drift = 0.13 dB

Peak SAR (extrapolated) = 0.154 W/kg

SAR(1 g) = 0.108 W/kg; SAR(10 g) = 0.074 W/kg

Maximum value of SAR (measured) = 0.118 W/kg



0 dB = 0.118 W/kg

Meas.44 Body Plane with Bottom Edge 10mm on Middle Channel in LTE Band66 mode with Antenna 0

Date: 2024.10.09

Communication System Band: Band 66; Frequency: 1745 MHz;Duty Cycle: 1:1

Medium parameters used (interpolated): f = 1745 MHz; σ = 1.364 S/m; ε_r = 40.898; ρ = 1000 kg/m^3

Phantom section: Flat Section

Ambient Temperature:22.5℃ Liquid Temperature:21.6℃

DASY5 Configuration:

- Probe: EX3DV4 - SN7893; ConvF(7.57, 7.83, 8.02); Calibrated: 2024.09.05;
- Sensor-Surface: 4mm (Mechanical Surface Detection)
- Electronics: DAE4 Sn1710; Calibrated: 2024.01.03
- Phantom: SAM1; Type: QD000P40CD; Serial: TP:1576
- Measurement SW: DASY52, Version 52.8 (8); SEMCAD X Version 14.6.10 (7331)

Ch132322/Area Scan (71x101x1): Interpolated grid: dx=1.500 mm, dy=1.500 mm

Maximum value of SAR (interpolated) = 0.426 W/kg

Ch132322/Zoom Scan (5x5x7)/Cube 0: Measurement grid: dx=8mm, dy=8mm, dz=5mm

Reference Value = 14.46 V/m; Power Drift = -0.08 dB

Peak SAR (extrapolated) = 0.615 W/kg

SAR(1 g) = 0.369 W/kg; SAR(10 g) = 0.210 W/kg

Maximum value of SAR (measured) = 0.407 W/kg

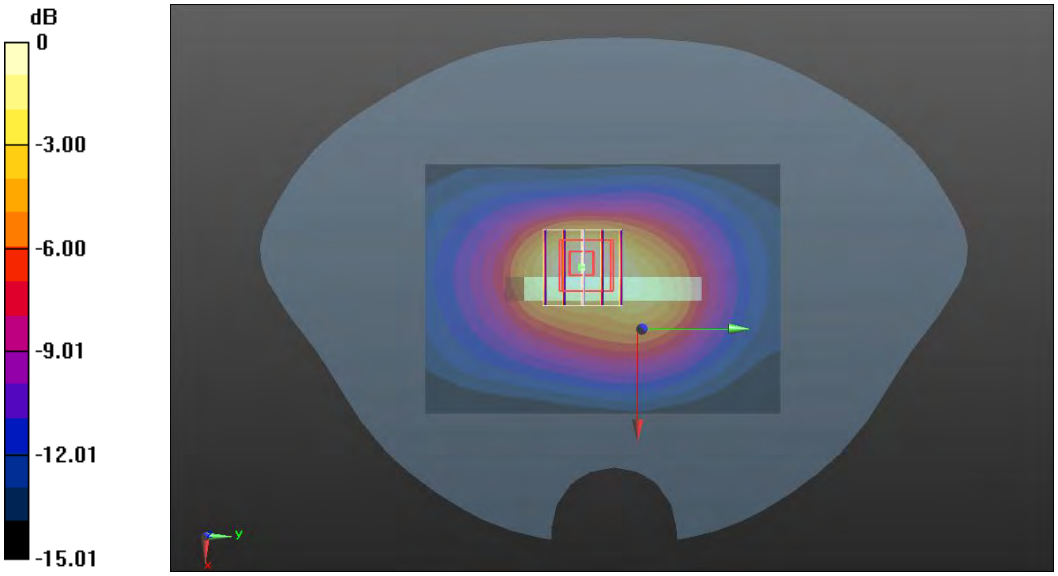

0 dB = 0.407 W/kg

Meas.45 Body Plane with Bottom Edge 0mm on Middle Channel in LTE Band66 mode with Antenna 0

Date: 2024.10.09

Communication System Band: Band 66; Frequency: 1745 MHz;Duty Cycle: 1:1

Medium parameters used (interpolated): f = 1745 MHz; σ = 1.364 S/m; ε_r = 40.898; ρ = 1000 kg/m^3

Phantom section: Flat Section

Ambient Temperature:22.5℃ Liquid Temperature:21.6℃

DASY5 Configuration:

- Probe: EX3DV4 - SN7893; ConvF(7.57, 7.83, 8.02); Calibrated: 2024.09.05;
- Sensor-Surface: 4mm (Mechanical Surface Detection)
- Electronics: DAE4 Sn1710; Calibrated: 2024.01.03
- Phantom: SAM1; Type: QD000P40CD; Serial: TP:1576
- Measurement SW: DASY52, Version 52.8 (8); SEMCAD X Version 14.6.10 (7331)

Ch132322/Area Scan (71x101x1): Interpolated grid: dx=1.500 mm, dy=1.500 mm

Maximum value of SAR (interpolated) = 3.06 W/kg

Ch132322/Zoom Scan (5x5x7)/Cube 0: Measurement grid: dx=8mm, dy=8mm, dz=5mm

Reference Value = 34.35 V/m; Power Drift = 0.11 dB

Peak SAR (extrapolated) = 5.21 W/kg

SAR(1 g) = 2.68 W/kg; SAR(10 g) = 1.32 W/kg

Maximum value of SAR (measured) = 3.20 W/kg

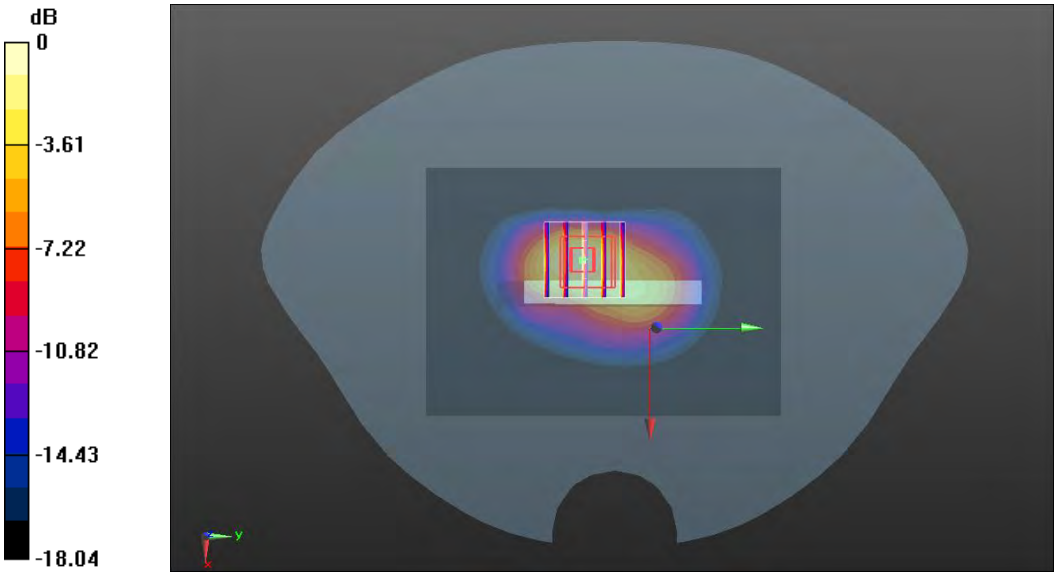

0 dB = 3.20 W/kg

Meas.46 Left Head with Cheek on Middle Channel in LTE Band71 mode with Antenna 0

Date: 2024.10.03

Communication System Band: Band71; Frequency: 680.5 MHz;Duty Cycle: 1:1

Medium parameters used (interpolated): f = 680.5 MHz; σ = 0.9 S/m; ε_r = 42.141; ρ = 1000 kg/m^3

Phantom section: Left Section

Ambient Temperature:22.5℃ Liquid Temperature:21.5℃

DASY5 Configuration:

- Probe: EX3DV4 - SN7893; ConvF(8.92, 9.23, 9.45); Calibrated: 2024.09.05;
- Sensor-Surface: 4mm (Mechanical Surface Detection)
- Electronics: DAE4 Sn1710; Calibrated: 2024.01.03
- Phantom: SAM1; Type: QD000P40CD; Serial: TP:1576
- Measurement SW: DASY52, Version 52.8 (8); SEMCAD X Version 14.6.10 (7331)

Ch133297/Area Scan (71x131x1): Interpolated grid: dx=1.500 mm, dy=1.500 mm

Maximum value of SAR (interpolated) = 0.0297 W/kg

Ch133297/Zoom Scan (5x5x7)/Cube 0: Measurement grid: dx=8mm, dy=8mm, dz=5mm

Reference Value = 0.9360 V/m; Power Drift = 0.09 dB

Peak SAR (extrapolated) = 0.0360 W/kg

SAR(1 g) = 0.029 W/kg; SAR(10 g) = 0.023 W/kg

Maximum value of SAR (measured) = 0.029 W/kg



0 dB = 0.029 W/kg

Meas.47 Body Plane with Back Side 10mm on Middle Channel in LTE Band71 mode with Antenna 0

Date: 2024.10.03

Communication System Band: Band 71; Frequency: 680.5 MHz;Duty Cycle: 1:1

Medium parameters used (interpolated): f = 680.5 MHz; σ = 0.9 S/m; ε_r = 42.141; ρ = 1000 kg/m^3

Phantom section: Flat Section

Ambient Temperature:22.5℃ Liquid Temperature:21.5℃

DASY5 Configuration:

- Probe: EX3DV4 - SN7893; ConvF(8.92, 9.23, 9.45); Calibrated: 2024.09.05;
- Sensor-Surface: 4mm (Mechanical Surface Detection)
- Electronics: DAE4 Sn1710; Calibrated: 2024.01.03
- Phantom: SAM1; Type: QD000P40CD; Serial: TP:1576
- Measurement SW: DASY52, Version 52.8 (8); SEMCAD X Version 14.6.10 (7331)

Ch133297/Area Scan (81x161x1): Interpolated grid: dx=1.200 mm, dy=1.200 mm

Maximum value of SAR (interpolated) = 0.236 W/kg

Ch133297/Zoom Scan (7x7x7)/Cube 0: Measurement grid: dx=5mm, dy=5mm, dz=5mm

Reference Value = 17.86 V/m; Power Drift = -0.13 dB

Peak SAR (extrapolated) = 0.271 W/kg

SAR(1 g) = 0.221 W/kg; SAR(10 g) = 0.173 W/kg

Maximum value of SAR (measured) = 0.231 W/kg

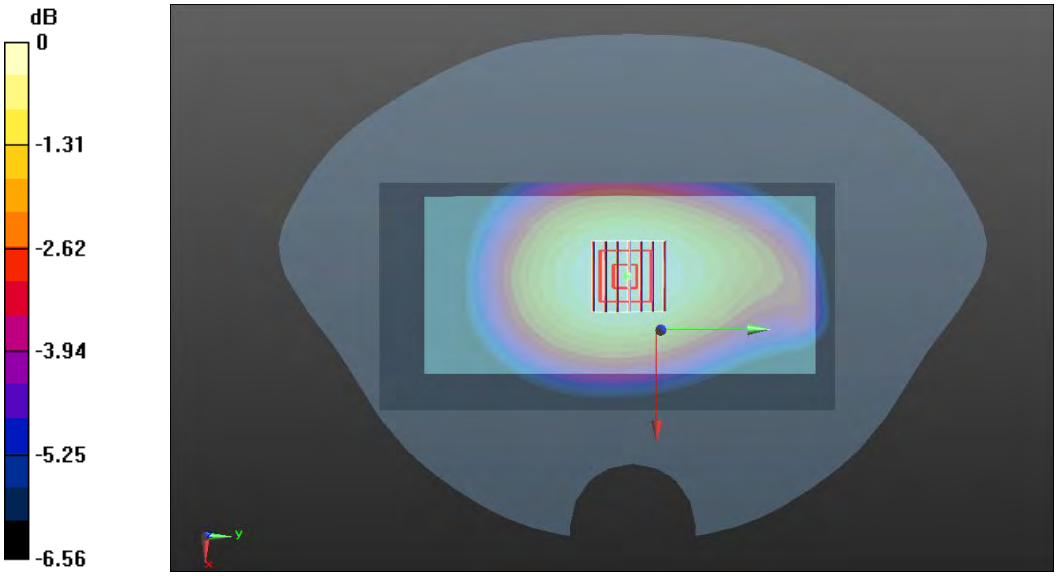

0 dB = 0.231 W/kg

Meas.48 Body Plane with Back Side 0mm on Middle Channel in LTE Band71 mode with Antenna 0

Date: 2024.10.03

Communication System Band: Band71; Frequency: 680.5 MHz;Duty Cycle: 1:1

Medium parameters used (interpolated): f = 680.5 MHz; σ = 0.9 S/m; ε_r = 42.141; ρ = 1000 kg/m^3

Phantom section: Flat Section

Ambient Temperature:22.5℃ Liquid Temperature:21.5℃

DASY5 Configuration:

- Probe: EX3DV4 - SN7893; ConvF(8.92, 9.23, 9.45); Calibrated: 2024.09.05;
- Sensor-Surface: 4mm (Mechanical Surface Detection)
- Electronics: DAE4 Sn1710; Calibrated: 2024.01.03
- Phantom: SAM1; Type: QD000P40CD; Serial: TP:1576
- Measurement SW: DASY52, Version 52.8 (8); SEMCAD X Version 14.6.10 (7331)

Ch133297/Area Scan (71x131x1): Interpolated grid: dx=1.500 mm, dy=1.500 mm

Maximum value of SAR (interpolated) = 0.745 W/kg

Ch133297/Zoom Scan (5x5x7)/Cube 0: Measurement grid: dx=8mm, dy=8mm, dz=5mm

Reference Value = 14.42 V/m; Power Drift = -0.18 dB

Peak SAR (extrapolated) = 1.10 W/kg

SAR(1 g) = 0.584 W/kg; SAR(10 g) = 0.343 W/kg

Maximum value of SAR (measured) = 0.637 W/kg

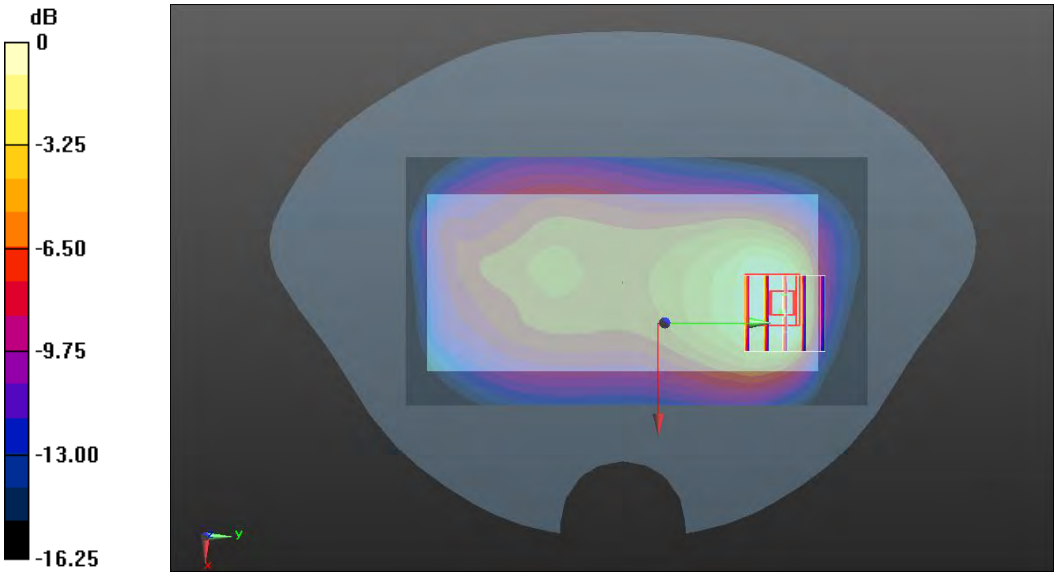

0 dB = 0.637 W/kg

Meas.49 Left Head with Cheek on Middle Channel in LTE Band38 mode with Antenna 5

Date: 2024.10.23

Communication System Band: Band 38; Frequency: 2595 MHz;Duty Cycle: 1:1.58

Medium parameters used (interpolated): f = 2595 MHz; σ = 1.968 S/m; ε_r = 38.835; ρ = 1000 kg/m^3

Phantom section: Left Section

Ambient Temperature:22.5℃ Liquid Temperature:21.7℃

DASY5 Configuration:

- Probe: EX3DV4 - SN7893; ConvF(7.06, 7.3, 7.48); Calibrated: 2024.09.05;
- Sensor-Surface: 4mm (Mechanical Surface Detection)
- Electronics: DAE4 Sn1710; Calibrated: 2024.01.03
- Phantom: SAM1; Type: QD000P40CD; Serial: TP:1576
- Measurement SW: DASY52, Version 52.8 (8); SEMCAD X Version 14.6.10 (7331)

Ch38000/Area Scan (81x161x1): Interpolated grid: dx=1.200 mm, dy=1.200 mm

Maximum value of SAR (interpolated) = 0.966 W/kg

Ch38000/Zoom Scan (7x7x7)/Cube 0: Measurement grid: dx=5mm, dy=5mm, dz=5mm

Reference Value = 2.199 V/m; Power Drift = 0.03 dB

Peak SAR (extrapolated) = 2.04 W/kg

SAR(1 g) = 0.711 W/kg; SAR(10 g) = 0.308 W/kg

Maximum value of SAR (measured) = 0.988 W/kg



0 dB = 0.988 W/kg

Meas.50 Body Plane with Back Side 10mm on Middle Channel in LTE Band38 mode with Antenna 5

Date: 2024.10.23

Communication System Band: Band 38; Frequency: 2595 MHz;Duty Cycle: 1:1.58

Medium parameters used (interpolated): f = 2595 MHz; σ = 1.968 S/m; ε_r = 38.835; ρ = 1000 kg/m^3

Phantom section: Flat Section

Ambient Temperature:22.5℃ Liquid Temperature:21.7℃

DASY5 Configuration:

- Probe: EX3DV4 - SN7893; ConvF(7.06, 7.3, 7.48); Calibrated: 2024.09.05;
- Sensor-Surface: 4mm (Mechanical Surface Detection)
- Electronics: DAE4 Sn1710; Calibrated: 2024.01.03
- Phantom: SAM1; Type: QD000P40CD; Serial: TP:1576
- Measurement SW: DASY52, Version 52.8 (8); SEMCAD X Version 14.6.10 (7331)

Ch38000/Area Scan (91x161x1): Interpolated grid: dx=1.200 mm, dy=1.200 mm

Maximum value of SAR (interpolated) = 0.486 W/kg

Ch38000/Zoom Scan (7x7x7)/Cube 0: Measurement grid: dx=5mm, dy=5mm, dz=5mm

Reference Value = 11.59 V/m; Power Drift = -0.05 dB

Peak SAR (extrapolated) = 0.856 W/kg

SAR(1 g) = 0.438 W/kg; SAR(10 g) = 0.228 W/kg

Maximum value of SAR (measured) = 0.475 W/kg

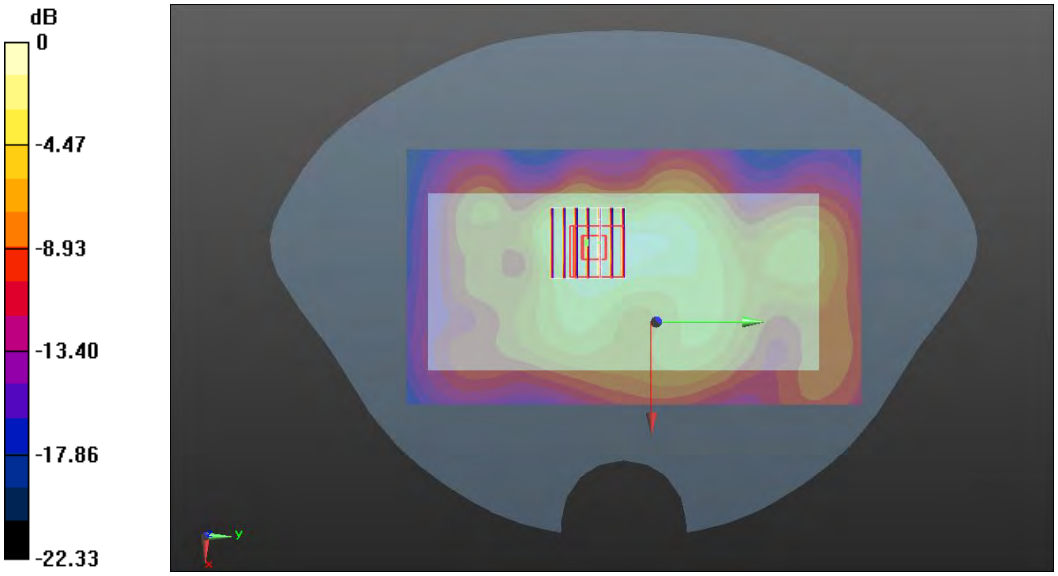

0 dB = 0.475 W/kg

Meas.51 Body Plane with Right Edge 0mm on Middle Channel in LTE Band38 mode with Antenna 5

Date: 2024.10.23

Communication System Band: Band 38; Frequency: 2595 MHz;Duty Cycle: 1:1.58

Medium parameters used (interpolated): f = 2595 MHz; σ = 1.968 S/m; ε_r = 38.835; ρ = 1000 kg/m^3

Phantom section: Flat Section

Ambient Temperature:22.5℃ Liquid Temperature:21.7℃

DASY5 Configuration:

- Probe: EX3DV4 - SN7893; ConvF(7.06, 7.3, 7.48); Calibrated: 2024.09.05;
- Sensor-Surface: 4mm (Mechanical Surface Detection)
- Electronics: DAE4 Sn1710; Calibrated: 2024.01.03
- Phantom: SAM1; Type: QD000P40CD; Serial: TP:1576
- Measurement SW: DASY52, Version 52.8 (8); SEMCAD X Version 14.6.10 (7331)

Ch38000/Area Scan (61x161x1): Interpolated grid: dx=1.200 mm, dy=1.200 mm

Maximum value of SAR (interpolated) = 4.49 W/kg

Ch38000/Zoom Scan (7x7x7)/Cube 0: Measurement grid: dx=5mm, dy=5mm, dz=5mm

Reference Value = 39.88 V/m; Power Drift = -0.05 dB

Peak SAR (extrapolated) = 9.90 W/kg

SAR(1 g) = 3.59 W/kg; SAR(10 g) = 1.29 W/kg

Maximum value of SAR (measured) = 4.39 W/kg

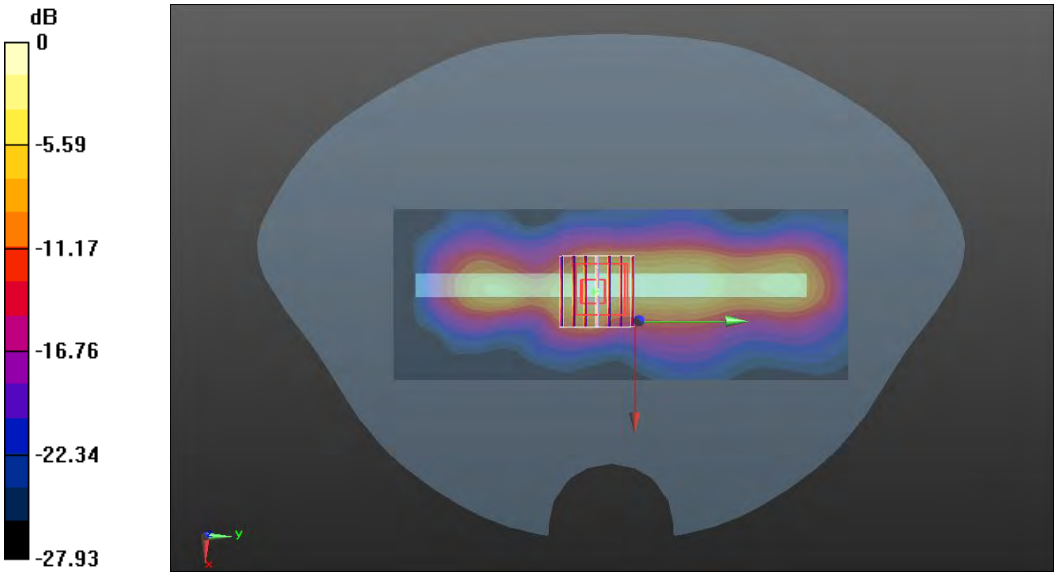

0 dB = 4.39 W/kg

Meas.52 Left Head with Cheek on Middle Channel in LTE Band41 mode with Antenna 5

Date: 2024.10.27

Communication System Band: Band 41; Frequency: 2593 MHz;Duty Cycle: 1:1.58

Medium parameters used (interpolated): f = 2593 MHz; σ = 1.917 S/m; ε_r = 39.892; ρ = 1000 kg/m^3

Phantom section: Left Section

Ambient Temperature:22.2℃ Liquid Temperature:21.4℃

DASY5 Configuration:

- Probe: EX3DV4 - SN7893; ConvF(7.06, 7.3, 7.48); Calibrated: 2024.09.05;
- Sensor-Surface: 4mm (Mechanical Surface Detection)
- Electronics: DAE4 Sn1710; Calibrated: 2024.01.03
- Phantom: SAM1; Type: QD000P40CD; Serial: TP:1576
- Measurement SW: DASY52, Version 52.8 (8); SEMCAD X Version 14.6.10 (7331)

Ch40620/Area Scan (81x161x1): Interpolated grid: dx=1.200 mm, dy=1.200 mm

Maximum value of SAR (interpolated) = 0.723 W/kg

Ch40620/Zoom Scan (7x7x7)/Cube 0: Measurement grid: dx=5mm, dy=5mm, dz=5mm

Reference Value = 2.054 V/m; Power Drift = 0.04 dB

Peak SAR (extrapolated) = 1.55 W/kg

SAR(1 g) = 0.655 W/kg; SAR(10 g) = 0.286 W/kg

Maximum value of SAR (measured) = 0.741 W/kg



0 dB = 0.741 W/kg

Meas.53 Body Plane with Back Side 10mm on Middle Channel in LTE Band41 mode with Antenna 5

Date: 2024.10.27

Communication System Band: Band 41; Frequency: 2593 MHz;Duty Cycle: 1:1.58

Medium parameters used (interpolated): f = 2593 MHz; σ = 1.917 S/m; ε_r = 39.892; ρ = 1000 kg/m^3

Phantom section: Flat Section

Ambient Temperature:22.2℃ Liquid Temperature:21.4℃

DASY5 Configuration:

- Probe: EX3DV4 - SN7893; ConvF(7.06, 7.3, 7.48); Calibrated: 2024.09.05;
- Sensor-Surface: 4mm (Mechanical Surface Detection)
- Electronics: DAE4 Sn1710; Calibrated: 2024.01.03
- Phantom: SAM1; Type: QD000P40CD; Serial: TP:1576
- Measurement SW: DASY52, Version 52.8 (8); SEMCAD X Version 14.6.10 (7331)

Ch40620/Area Scan (91x161x1): Interpolated grid: dx=1.200 mm, dy=1.200 mm

Maximum value of SAR (interpolated) = 0.505 W/kg

Ch40620/Zoom Scan (7x7x7)/Cube 0: Measurement grid: dx=5mm, dy=5mm, dz=5mm

Reference Value = 11.05 V/m; Power Drift = 0.07 dB

Peak SAR (extrapolated) = 0.883 W/kg

SAR(1 g) = 0.452 W/kg; SAR(10 g) = 0.236 W/kg

Maximum value of SAR (measured) = 0.490 W/kg

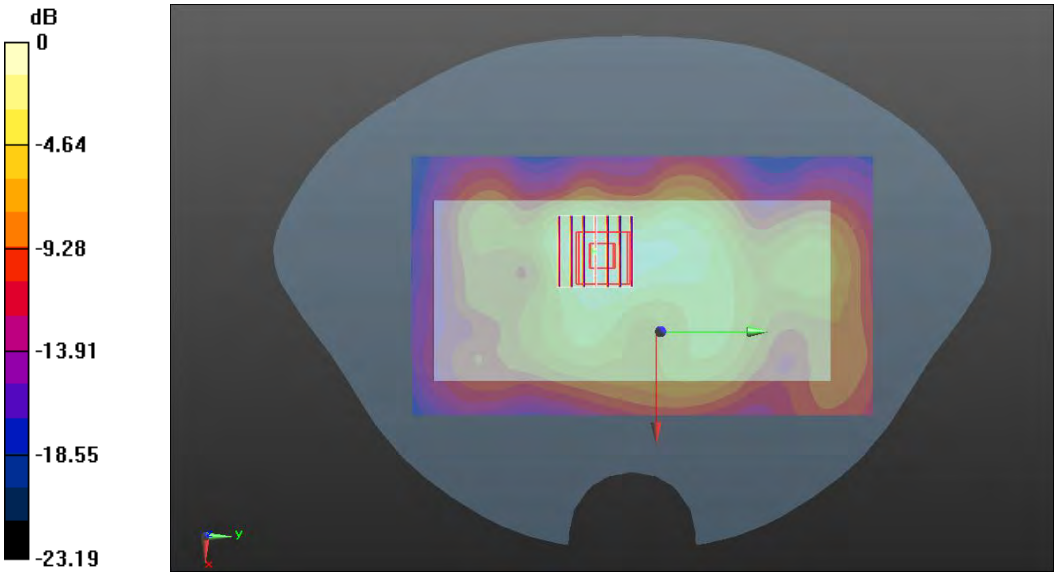

0 dB = 0.490 W/kg

Meas.54 Body Plane with Right Edge 0mm on Middle Channel in LTE Ban41 mode with Antenna 5

Date: 2024.10.27

Communication System Band: Band 41; Frequency: 2593 MHz;Duty Cycle: 1:1.58

Medium parameters used (interpolated): f = 2593 MHz; σ = 1.917 S/m; ε_r = 39.892; ρ = 1000 kg/m^3

Phantom section: Flat Section

Ambient Temperature:22.2℃ Liquid Temperature:21.4℃

DASY5 Configuration:

- Probe: EX3DV4 - SN7893; ConvF(7.06, 7.3, 7.48); Calibrated: 2024.09.05;
- Sensor-Surface: 4mm (Mechanical Surface Detection)
- Electronics: DAE4 Sn1710; Calibrated: 2024.01.03
- Phantom: SAM1; Type: QD000P40CD; Serial: TP:1576
- Measurement SW: DASY52, Version 52.8 (8); SEMCAD X Version 14.6.10 (7331)

Ch40620/Area Scan (61x161x1): Interpolated grid: dx=1.200 mm, dy=1.200 mm

Maximum value of SAR (interpolated) = 4.44 W/kg

Ch40620/Zoom Scan (7x7x7)/Cube 0: Measurement grid: dx=5mm, dy=5mm, dz=5mm

Reference Value = 38.80 V/m; Power Drift = -0.02 dB

Peak SAR (extrapolated) = 9.74 W/kg

SAR(1 g) = 3.55 W/kg; SAR(10 g) = 1.28 W/kg

Maximum value of SAR (measured) = 4.33 W/kg

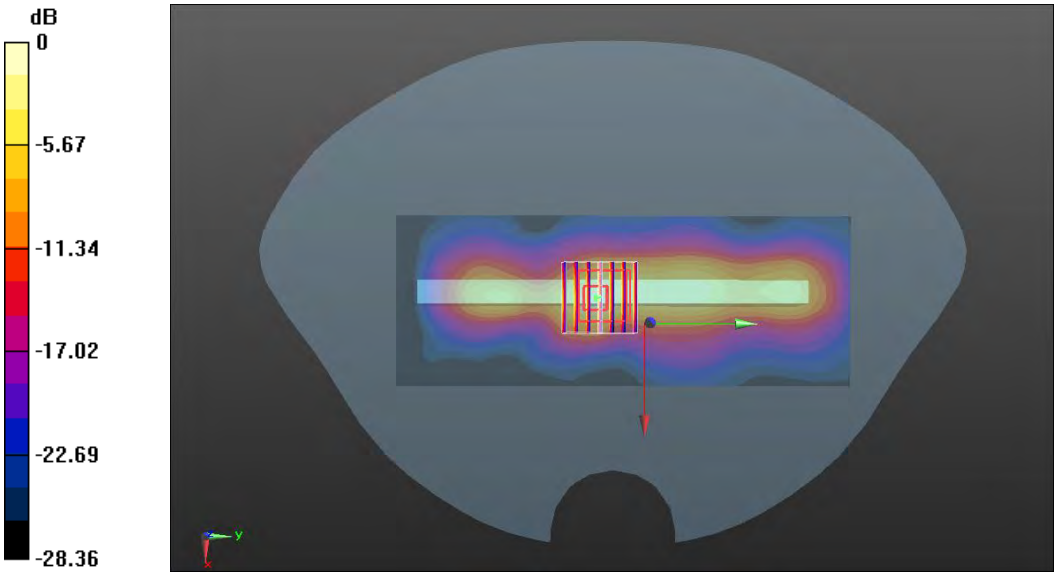

0 dB = 4.33 W/kg

Meas.55 Left Head with Cheek on 376000 Channel in NR Band2 mode with Antenna 5

Date: 2024.10.12

Communication System Band: N2; Frequency: 1880 MHz;Duty Cycle: 1:1

Medium parameters used (interpolated): f = 1880 MHz; σ = 1.394 S/m; ε_r = 41.392; ρ = 1000 kg/m^3

Phantom section: Left Section

Ambient Temperature:22.4℃ Liquid Temperature:21.3℃

DASY5 Configuration:

- Probe: EX3DV4 - SN7510; ConvF(8.33, 8.33, 8.33); Calibrated: 2024.06.25;
- Sensor-Surface: 4mm (Mechanical Surface Detection)
- Electronics: DAE4 Sn1710; Calibrated: 2024.01.03
- Phantom: SAM1; Type: QD000P40CD; Serial: TP:1576
- Measurement SW: DASY52, Version 52.8 (8); SEMCAD X Version 14.6.10 (7331)

Ch376000/Area Scan (81x131x1): Interpolated grid: dx=1.500 mm, dy=1.500 mm

Maximum value of SAR (interpolated) = 0.274 W/kg

Ch376000/Zoom Scan (5x5x7)/Cube 0: Measurement grid: dx=8mm, dy=8mm, dz=5mm

Reference Value = 3.762 V/m; Power Drift = -0.01 dB

Peak SAR (extrapolated) = 0.453 W/kg

SAR(1 g) = 0.255 W/kg; SAR(10 g) = 0.141 W/kg

Maximum value of SAR (measured) = 0.271 W/kg



0 dB = 0.271 W/kg

Meas.56 Body Plane with Back Side 10mm on 380000 Channel in NR Band2 mode with Antenna 0

Date: 2024.10.13

Communication System Band: N2; Frequency: 1900 MHz;Duty Cycle: 1:1

Medium parameters used: f = 1900 MHz; σ = 1.389 S/m; ε_r = 40.016; ρ = 1000 kg/m^3

Phantom section: Flat Section

Ambient Temperature:22.6℃ Liquid Temperature:21.8℃

DASY5 Configuration:

- Probe: EX3DV4 - SN7510; ConvF(8.33, 8.33, 8.33); Calibrated: 2024.06.25;
- Sensor-Surface: 4mm (Mechanical Surface Detection)
- Electronics: DAE4 Sn1710; Calibrated: 2024.01.03
- Phantom: SAM1; Type: QD000P40CD; Serial: TP:1576
- Measurement SW: DASY52, Version 52.8 (8); SEMCAD X Version 14.6.10 (7331)

Ch38000/Area Scan (71x131x1): Interpolated grid: dx=1.500 mm, dy=1.500 mm

Maximum value of SAR (interpolated) = 0.402 W/kg

Ch38000/Zoom Scan (5x5x7)/Cube 0: Measurement grid: dx=8mm, dy=8mm, dz=5mm

Reference Value = 8.260 V/m; Power Drift = -0.15 dB

Peak SAR (extrapolated) = 0.663 W/kg

SAR(1 g) = 0.375 W/kg; SAR(10 g) = 0.209 W/kg

Maximum value of SAR (measured) = 0.401 W/kg

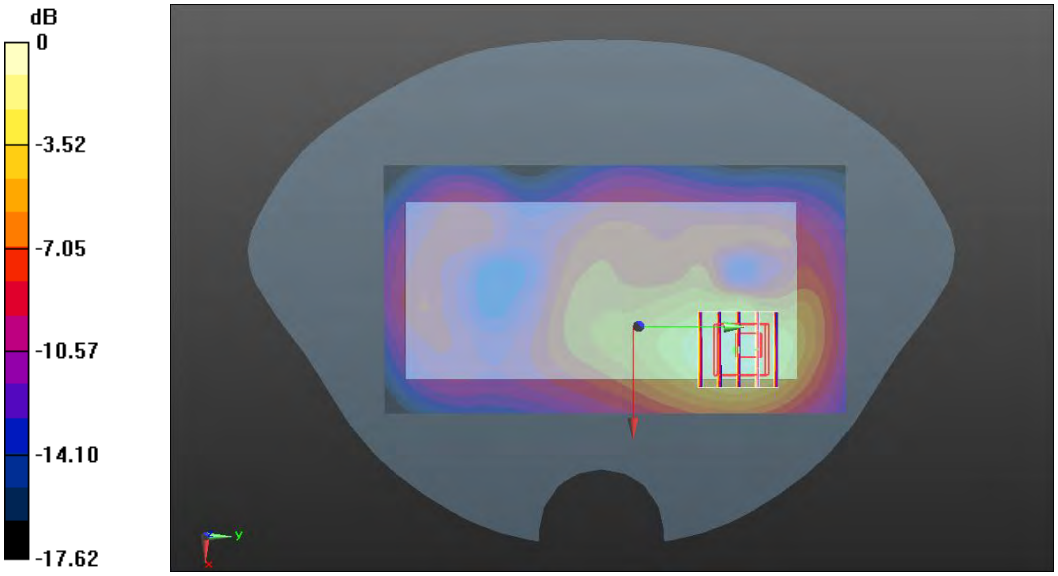

0 dB = 0.401 W/kg

Meas.57 Body Plane with Back Side 0mm on 380000 Channel in NR Band2 mode with Antenna 0

Date: 2024.10.13

Communication System Band: N2; Frequency: 1900 MHz;Duty Cycle: 1:1

Medium parameters used: f = 1900 MHz; σ = 1.389 S/m; ε_r = 40.016; ρ = 1000 kg/m^3

Phantom section: Flat Section

Ambient Temperature:22.6℃ Liquid Temperature:21.8℃

DASY5 Configuration:

- Probe: EX3DV4 - SN7510; ConvF(8.33, 8.33, 8.33); Calibrated: 2024.06.25;
- Sensor-Surface: 4mm (Mechanical Surface Detection)
- Electronics: DAE4 Sn1710; Calibrated: 2024.01.03
- Phantom: SAM1; Type: QD000P40CD; Serial: TP:1576
- Measurement SW: DASY52, Version 52.8 (8); SEMCAD X Version 14.6.10 (7331)

Ch38000/Area Scan (71x131x1): Interpolated grid: dx=1.500 mm, dy=1.500 mm

Maximum value of SAR (interpolated) = 1.73 W/kg

Ch38000/Zoom Scan (5x5x7)/Cube 0: Measurement grid: dx=8mm, dy=8mm, dz=5mm

Reference Value = 13.38 V/m; Power Drift = -0.17 dB

Peak SAR (extrapolated) = 3.70 W/kg

SAR(1 g) = 1.82 W/kg; SAR(10 g) = 0.884 W/kg

Maximum value of SAR (measured) = 2.24 W/kg

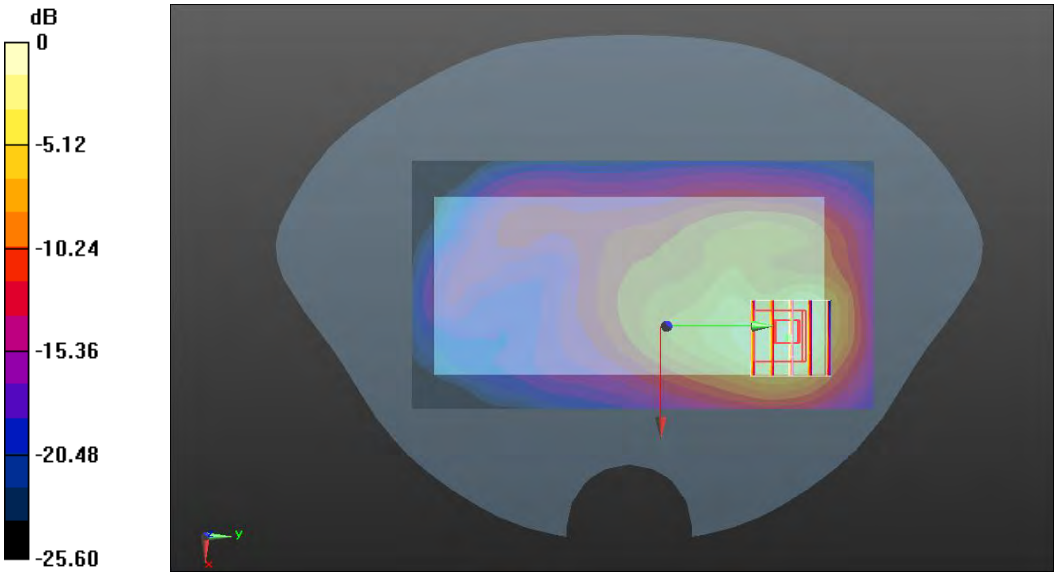

0 dB = 2.24 W/kg

Meas.58 Right Head with Cheek on 167300 Channel in NR Band5 mode with Antenna 0

Date: 2024.10.05

Communication System Band: N5; Frequency: 836.5 MHz;Duty Cycle: 1:1

Medium parameters used (interpolated): f = 836.5 MHz; σ = 0.902 S/m; ε_r = 40.869; ρ = 1000 kg/m^3

Phantom section: Right Section

Ambient Temperature:22.5℃ Liquid Temperature:21.4℃

DASY5 Configuration:

- Probe: EX3DV4 - SN7893; ConvF(8.85, 9.15, 9.38); Calibrated: 2024.09.05;
- Sensor-Surface: 4mm (Mechanical Surface Detection)
- Electronics: DAE4 Sn1710; Calibrated: 2024.01.03
- Phantom: SAM1; Type: QD000P40CD; Serial: TP:1576
- Measurement SW: DASY52, Version 52.8 (8); SEMCAD X Version 14.6.10 (7331)

Ch167300/Area Scan (71x131x1): Interpolated grid: dx=1.500 mm, dy=1.500 mm

Maximum value of SAR (interpolated) = 0.0924 W/kg

Ch167300/Zoom Scan (5x5x7)/Cube 0: Measurement grid: dx=8mm, dy=8mm, dz=5mm

Reference Value = 1.854 V/m; Power Drift = -0.12 dB

Peak SAR (extrapolated) = 0.0960 W/kg

SAR(1 g) = 0.088 W/kg; SAR(10 g) = 0.073 W/kg

Maximum value of SAR (measured) = 0.091 W/kg

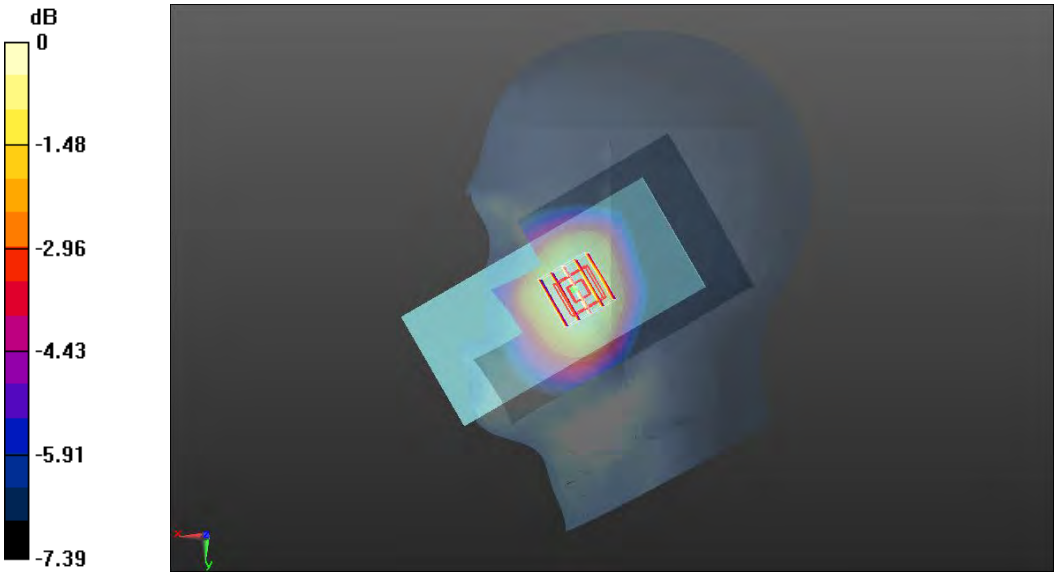

0 dB = 0.091 W/kg

Meas.59 Body Plane with Back Side 10mm on 167300 Channel in NR Band5 mode with Antenna 0

Date: 2024.10.05

Communication System Band: N5; Frequency: 836.5 MHz;Duty Cycle: 1:1

Medium parameters used (interpolated): f = 836.5 MHz; σ = 0.902 S/m; ε_r = 40.869; ρ = 1000 kg/m^3

Phantom section: Flat Section

Ambient Temperature:22.5℃ Liquid Temperature:21.4℃

DASY5 Configuration:

- Probe: EX3DV4 - SN7893; ConvF(8.85, 9.15, 9.38); Calibrated: 2024.09.05;
- Sensor-Surface: 4mm (Mechanical Surface Detection)
- Electronics: DAE4 Sn1710; Calibrated: 2024.01.03
- Phantom: SAM1; Type: QD000P40CD; Serial: TP:1576
- Measurement SW: DASY52, Version 52.8 (8); SEMCAD X Version 14.6.10 (7331)

Ch167300/Area Scan (71x131x1): Interpolated grid: dx=1.500 mm, dy=1.500 mm

Maximum value of SAR (interpolated) = 0.187 W/kg

Ch167300/Zoom Scan (5x5x7)/Cube 0: Measurement grid: dx=8mm, dy=8mm, dz=5mm

Reference Value = 13.31 V/m; Power Drift = -0.15 dB

Peak SAR (extrapolated) = 0.218 W/kg

SAR(1 g) = 0.178 W/kg; SAR(10 g) = 0.140 W/kg

Maximum value of SAR (measured) = 0.186 W/kg

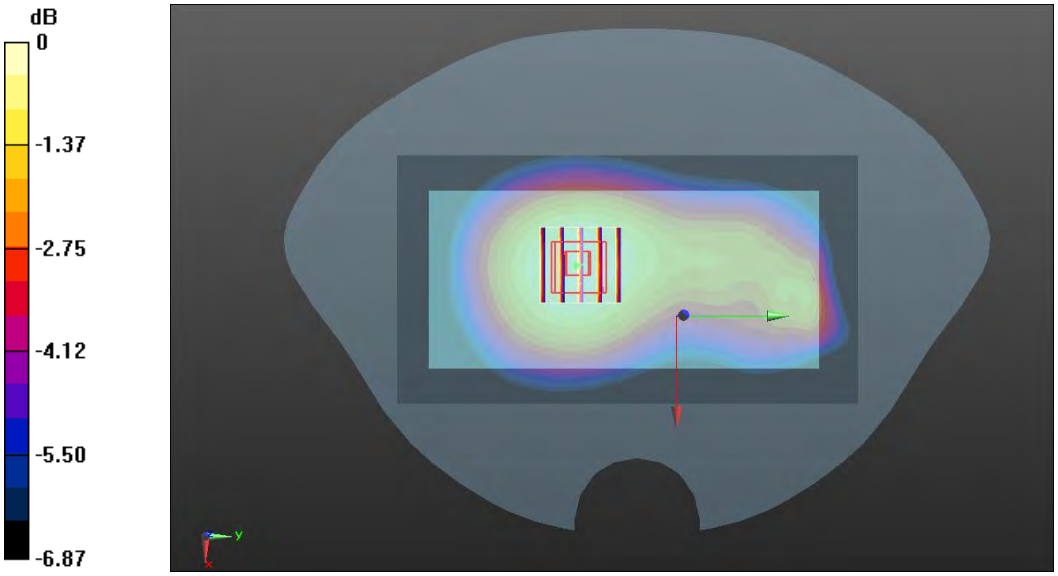

0 dB = 0.186 W/kg

Meas.60 Body Plane with Back Side 0mm on 167300 Channel in NR Band5 mode with Antenna 0

Date: 2024.10.05

Communication System Band: N5; Frequency: 836.5 MHz;Duty Cycle: 1:1

Medium parameters used (interpolated): f = 836.5 MHz; σ = 0.902 S/m; ε_r = 40.869; ρ = 1000 kg/m^3

Phantom section: Flat Section

Ambient Temperature:22.5℃ Liquid Temperature:21.4℃

DASY5 Configuration:

- Probe: EX3DV4 - SN7893; ConvF(8.85, 9.15, 9.38); Calibrated: 2024.09.05;
- Sensor-Surface: 4mm (Mechanical Surface Detection)
- Electronics: DAE4 Sn1710; Calibrated: 2024.01.03
- Phantom: SAM1; Type: QD000P40CD; Serial: TP:1576
- Measurement SW: DASY52, Version 52.8 (8); SEMCAD X Version 14.6.10 (7331)

Ch167300/Area Scan (71x131x1): Interpolated grid: dx=1.500 mm, dy=1.500 mm

Maximum value of SAR (interpolated) = 1.30 W/kg

Ch167300/Zoom Scan (5x5x7)/Cube 0: Measurement grid: dx=8mm, dy=8mm, dz=5mm

Reference Value = 14.62 V/m; Power Drift = -0.15 dB

Peak SAR (extrapolated) = 1.84 W/kg

SAR(1 g) = 1.12 W/kg; SAR(10 g) = 0.714 W/kg

Maximum value of SAR (measured) = 1.20 W/kg

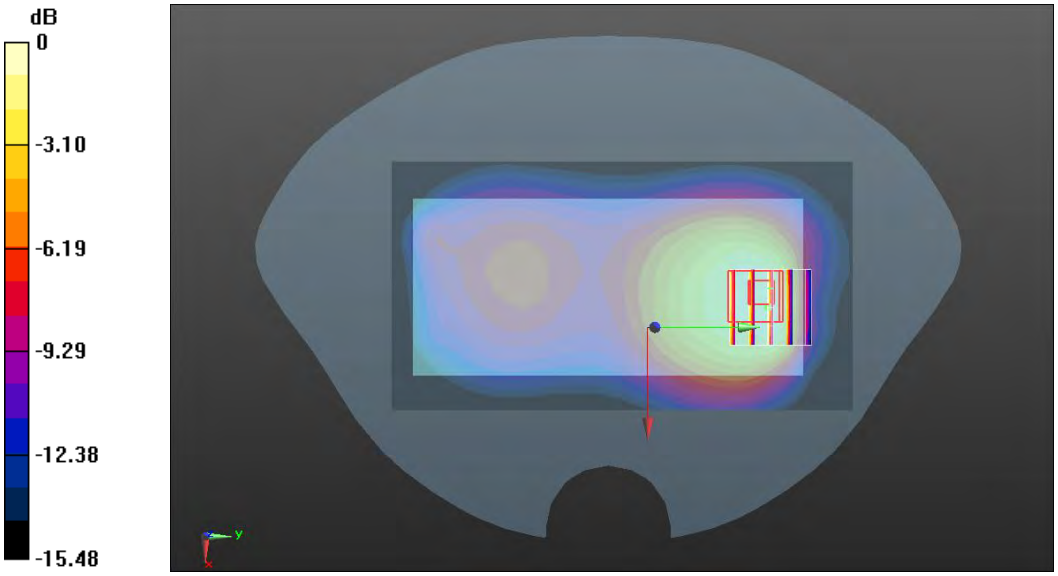

0 dB = 1.20 W/kg

Meas.61 Left Head with Cheek on 502000 Channel in NR Band7 mode with Antenna 5

Date: 2024.10.21

Communication System Band: N7; Frequency: 2510 MHz;Duty Cycle: 1:1

Medium parameters used (interpolated): f = 2510 MHz; σ = 1.846 S/m; ε_r = 39.752; ρ = 1000 kg/m^3

Phantom section: Left Section

Ambient Temperature:22.5℃ Liquid Temperature:21.6℃

DASY5 Configuration:

- Probe: EX3DV4 - SN7893; ConvF(7.06, 7.3, 7.48); Calibrated: 2024.09.05;
- Sensor-Surface: 4mm (Mechanical Surface Detection)
- Electronics: DAE4 Sn1710; Calibrated: 2024.01.03
- Phantom: SAM1; Type: QD000P40CD; Serial: TP:1576
- Measurement SW: DASY52, Version 52.8 (8); SEMCAD X Version 14.6.10 (7331)

Ch507000/Area Scan (81x161x1): Interpolated grid: dx=1.200 mm, dy=1.200 mm

Maximum value of SAR (interpolated) = 0.829 W/kg

Ch507000/Zoom Scan (7x7x7)/Cube 0: Measurement grid: dx=5mm, dy=5mm, dz=5mm

Reference Value = 2.122 V/m; Power Drift = 0.07 dB

Peak SAR (extrapolated) = 1.75 W/kg

SAR(1 g) = 0.755 W/kg; SAR(10 g) = 0.378 W/kg

Maximum value of SAR (measured) = 0.828 W/kg

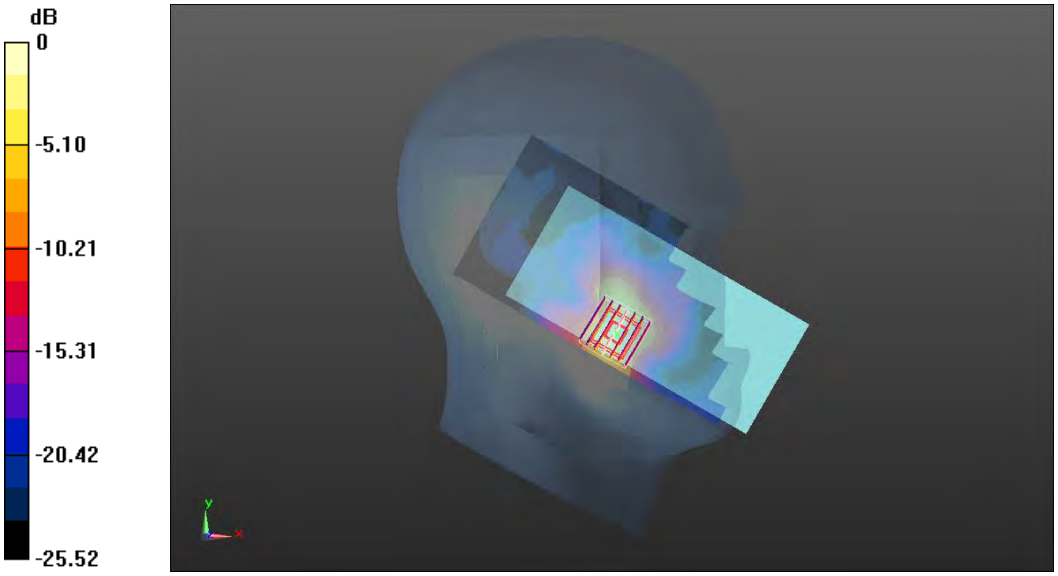

0 dB = 0.828 W/kg

Meas.62 Body Plane with Back Side 10mm on 502000 Channel in NR Band7 mode with Antenna 5

Date: 2024.10.21

Communication System Band: N7; Frequency: 2510 MHz;Duty Cycle: 1:1

Medium parameters used (interpolated): f = 2510 MHz; σ = 1.846 S/m; ε_r = 39.752; ρ = 1000 kg/m^3

Phantom section: Flat Section

Ambient Temperature:22.5℃ Liquid Temperature:21.6℃

DASY5 Configuration:

- Probe: EX3DV4 - SN7893; ConvF(7.06, 7.3, 7.48); Calibrated: 2024.09.05;
- Sensor-Surface: 4mm (Mechanical Surface Detection)
- Electronics: DAE4 Sn1710; Calibrated: 2024.01.03
- Phantom: SAM1; Type: QD000P40CD; Serial: TP:1576
- Measurement SW: DASY52, Version 52.8 (8); SEMCAD X Version 14.6.10 (7331)

Ch502000/Area Scan (81x161x1): Interpolated grid: dx=1.200 mm, dy=1.200 mm

Maximum value of SAR (interpolated) = 0.640 W/kg

Ch502000/Zoom Scan (7x7x7)/Cube 0: Measurement grid: dx=5mm, dy=5mm, dz=5mm

Reference Value = 8.442 V/m; Power Drift = -0.07 dB

Peak SAR (extrapolated) = 1.01 W/kg

SAR(1 g) = 0.574 W/kg; SAR(10 g) = 0.319 W/kg

Maximum value of SAR (measured) = 0.622 W/kg

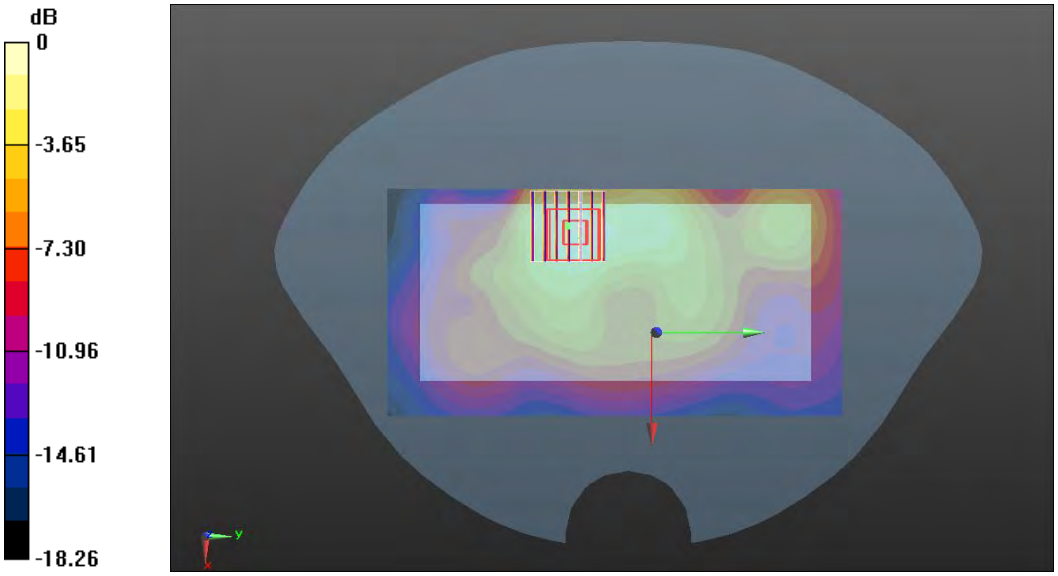

0 dB = 0.622 W/kg

Meas.63 Body Plane with Right Edge 0mm on 502000 Channel in NR Band7 mode with Antenna 5

Date: 2024.10.21

Communication System Band: N7; Frequency: 2510 MHz;Duty Cycle: 1:1

Medium parameters used (interpolated): f = 2510 MHz; σ = 1.846 S/m; ε_r = 39.752; ρ = 1000 kg/m^3

Phantom section: Flat Section

Ambient Temperature:22.5℃ Liquid Temperature:21.6℃

DASY5 Configuration:

- Probe: EX3DV4 - SN7893; ConvF(7.06, 7.3, 7.48); Calibrated: 2024.09.05;
- Sensor-Surface: 4mm (Mechanical Surface Detection)
- Electronics: DAE4 Sn1710; Calibrated: 2024.01.03
- Phantom: SAM1; Type: QD000P40CD; Serial: TP:1576
- Measurement SW: DASY52, Version 52.8 (8); SEMCAD X Version 14.6.10 (7331)

Ch502000/Area Scan (81x161x1): Interpolated grid: dx=1.200 mm, dy=1.200 mm

Maximum value of SAR (interpolated) = 4.94 W/kg

Ch502000/Zoom Scan (7x7x7)/Cube 0: Measurement grid: dx=5mm, dy=5mm, dz=5mm

Reference Value = 34.78 V/m; Power Drift = 0.18 dB

Peak SAR (extrapolated) = 8.64 W/kg

SAR(1 g) = 3.38 W/kg; SAR(10 g) = 1.47 W/kg

Maximum value of SAR (measured) = 3.99 W/kg

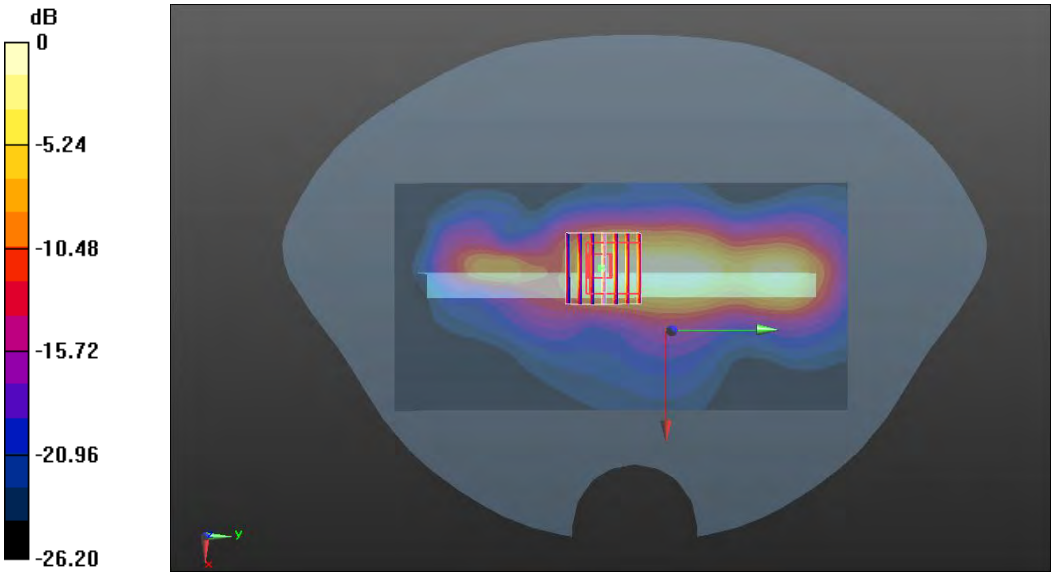

0 dB = 3.99 W/kg

Meas.64 Right Head with Cheek on 141500 Channel in NR Band12 mode with Antenna 0

Date: 2024.09.30

Communication System Band: N12; Frequency: 707.5 MHz;Duty Cycle: 1:1

Medium parameters used (interpolated): f = 707.5 MHz; σ = 0.876 S/m; ε_r = 42.636; ρ = 1000 kg/m^3

Phantom section: Right Section

Ambient Temperature:22.5℃ Liquid Temperature:21.5℃

DASY5 Configuration:

- Probe: EX3DV4 - SN7893; ConvF(8.92, 9.23, 9.45); Calibrated: 2024.09.05;
- Sensor-Surface: 4mm (Mechanical Surface Detection)
- Electronics: DAE4 Sn1710; Calibrated: 2024.01.03
- Phantom: SAM1; Type: QD000P40CD; Serial: TP:1576
- Measurement SW: DASY52, Version 52.8 (8); SEMCAD X Version 14.6.10 (7331)

Ch141500/Area Scan (71x131x1): Interpolated grid: dx=1.500 mm, dy=1.500 mm

Maximum value of SAR (interpolated) = 0.0776 W/kg

Ch141500/Zoom Scan (5x5x7)/Cube 0: Measurement grid: dx=8mm, dy=8mm, dz=5mm

Reference Value = 0.7810 V/m; Power Drift = -0.03 dB

Peak SAR (extrapolated) = 0.0820 W/kg

SAR(1 g) = 0.072 W/kg; SAR(10 g) = 0.060 W/kg

Maximum value of SAR (measured) = 0.074 W/kg



0 dB = 0.074 W/kg

Meas.65 Body Plane with Back Side 10mm on 141500 Channel in NR Band12 mode with Antenna 0

Date: 2024.09.30

Communication System Band: N12; Frequency: 707.5 MHz;Duty Cycle: 1:1

Medium parameters used (interpolated): f = 707.5 MHz; σ = 0.876 S/m; ε_r = 42.636; ρ = 1000 kg/m^3

Phantom section: Flat Section

Ambient Temperature:22.5℃ Liquid Temperature:21.5℃

DASY5 Configuration:

- Probe: EX3DV4 - SN7893; ConvF(8.92, 9.23, 9.45); Calibrated: 2024.09.05;
- Sensor-Surface: 4mm (Mechanical Surface Detection)
- Electronics: DAE4 Sn1710; Calibrated: 2024.01.03
- Phantom: SAM1; Type: QD000P40CD; Serial: TP:1576
- Measurement SW: DASY52, Version 52.8 (8); SEMCAD X Version 14.6.10 (7331)

Ch141500/Area Scan (71x131x1): Interpolated grid: dx=1.500 mm, dy=1.500 mm

Maximum value of SAR (interpolated) = 0.233 W/kg

Ch141500/Zoom Scan (5x5x7)/Cube 0: Measurement grid: dx=8mm, dy=8mm, dz=5mm

Reference Value = 16.56 V/m; Power Drift = 0.01 dB

Peak SAR (extrapolated) = 0.270 W/kg

SAR(1 g) = 0.223 W/kg; SAR(10 g) = 0.177 W/kg

Maximum value of SAR (measured) = 0.234 W/kg

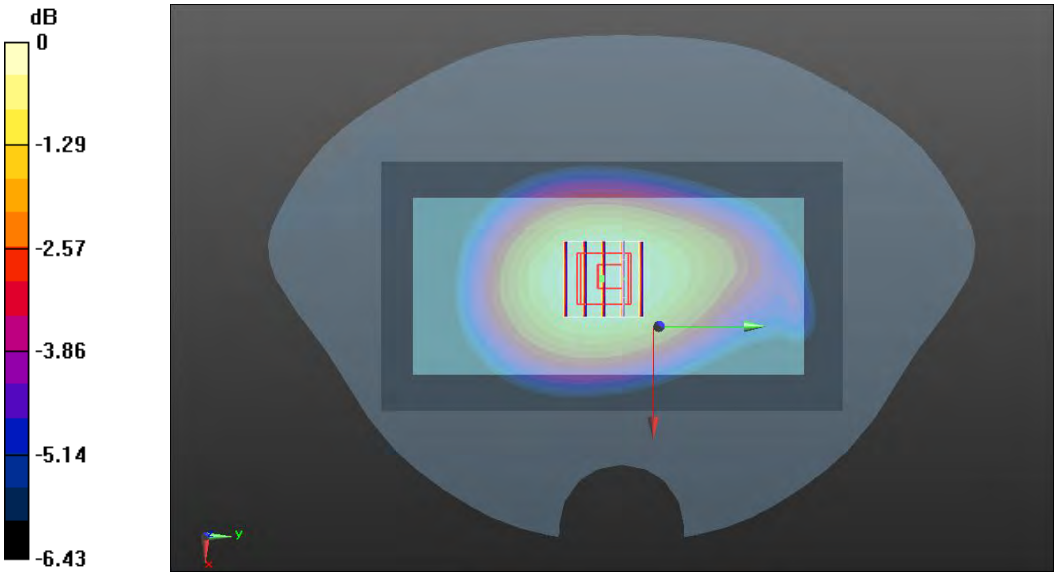

0 dB = 0.234 W/kg

Meas.66 Body Plane with Back Side 0mm on 141500 Channel in NR Band12 mode with Antenna 0

Date: 2024.09.30

Communication System Band: N12; Frequency: 707.5 MHz;Duty Cycle: 1:1

Medium parameters used (interpolated): f = 707.5 MHz; σ = 0.876 S/m; ε_r = 42.636; ρ = 1000 kg/m^3

Phantom section: Flat Section

Ambient Temperature:22.5℃ Liquid Temperature:21.5℃

DASY5 Configuration:

- Probe: EX3DV4 - SN7893; ConvF(8.92, 9.23, 9.45); Calibrated: 2024.09.05;
- Sensor-Surface: 4mm (Mechanical Surface Detection)
- Electronics: DAE4 Sn1710; Calibrated: 2024.01.03
- Phantom: SAM1; Type: QD000P40CD; Serial: TP:1576
- Measurement SW: DASY52, Version 52.8 (8); SEMCAD X Version 14.6.10 (7331)

Ch141500/Area Scan (71x131x1): Interpolated grid: dx=1.500 mm, dy=1.500 mm

Maximum value of SAR (interpolated) = 0.952 W/kg

Ch141500/Zoom Scan (5x5x7)/Cube 0: Measurement grid: dx=8mm, dy=8mm, dz=5mm

Reference Value = 15.31 V/m; Power Drift = -0.15 dB

Peak SAR (extrapolated) = 1.41 W/kg

SAR(1 g) = 0.763 W/kg; SAR(10 g) = 0.456 W/kg

Maximum value of SAR (measured) = 0.822 W/kg

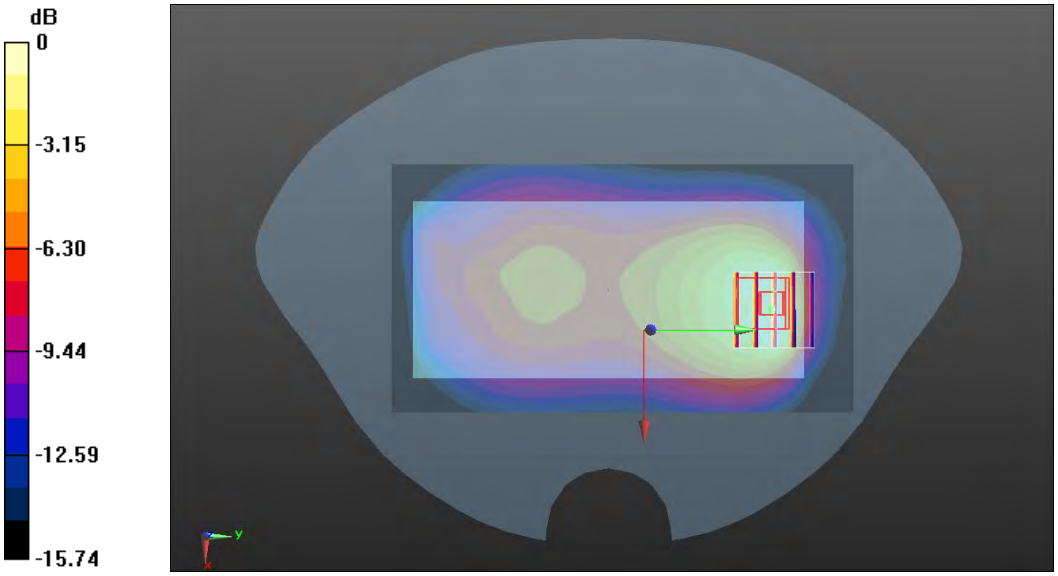

0 dB = 0.822 W/kg

Meas.67 Left Head with Cheek on 156400 Channel in NR Band13 mode with Antenna 0

Date: 2024.10.01

Communication System Band: N13; Frequency: 782 MHz;Duty Cycle: 1:1

Medium parameters used (interpolated): f = 782 MHz; σ = 0.921 S/m; ε_r = 40.42; ρ = 1000 kg/m^3

Phantom section: Left Section

Ambient Temperature:22.4℃ Liquid Temperature:21.6℃

DASY5 Configuration:

- Probe: EX3DV4 - SN7893; ConvF(8.92, 9.23, 9.45); Calibrated: 2024.09.05;
- Sensor-Surface: 4mm (Mechanical Surface Detection)
- Electronics: DAE4 Sn1710; Calibrated: 2024.01.03
- Phantom: SAM1; Type: QD000P40CD; Serial: TP:1576
- Measurement SW: DASY52, Version 52.8 (8); SEMCAD X Version 14.6.10 (7331)

Ch156400/Area Scan (71x131x1): Interpolated grid: dx=1.500 mm, dy=1.500 mm

Maximum value of SAR (interpolated) = 0.0422 W/kg

Ch156400/Zoom Scan (5x5x7)/Cube 0: Measurement grid: dx=8mm, dy=8mm, dz=5mm

Reference Value = 1.766 V/m; Power Drift = 0.09 dB

Peak SAR (extrapolated) = 0.0500 W/kg

SAR(1 g) = 0.041 W/kg; SAR(10 g) = 0.031 W/kg

Maximum value of SAR (measured) = 0.042 W/kg



0 dB = 0.042 W/kg

Meas.68 Body Plane with Back Side 10mm on 156400 Channel in NR Band13 mode with Antenna 0

Date: 2024.10.01

Communication System Band: N13; Frequency: 782 MHz;Duty Cycle: 1:1

Medium parameters used (interpolated): f = 782 MHz; σ = 0.921 S/m; ε_r = 40.42; ρ = 1000 kg/m^3

Phantom section: Flat Section

Ambient Temperature:22.4℃ Liquid Temperature:21.6℃

DASY5 Configuration:

- Probe: EX3DV4 - SN7893; ConvF(8.92, 9.23, 9.45); Calibrated: 2024.09.05;
- Sensor-Surface: 4mm (Mechanical Surface Detection)
- Electronics: DAE4 Sn1710; Calibrated: 2024.01.03
- Phantom: SAM1; Type: QD000P40CD; Serial: TP:1576
- Measurement SW: DASY52, Version 52.8 (8); SEMCAD X Version 14.6.10 (7331)

Ch156400/Area Scan (71x131x1): Interpolated grid: dx=1.500 mm, dy=1.500 mm

Maximum value of SAR (interpolated) = 0.138 W/kg

Ch156400/Zoom Scan (5x5x7)/Cube 0: Measurement grid: dx=8mm, dy=8mm, dz=5mm

Reference Value = 11.50 V/m; Power Drift = -0.12 dB

Peak SAR (extrapolated) = 0.165 W/kg

SAR(1 g) = 0.132 W/kg; SAR(10 g) = 0.101 W/kg

Maximum value of SAR (measured) = 0.139 W/kg

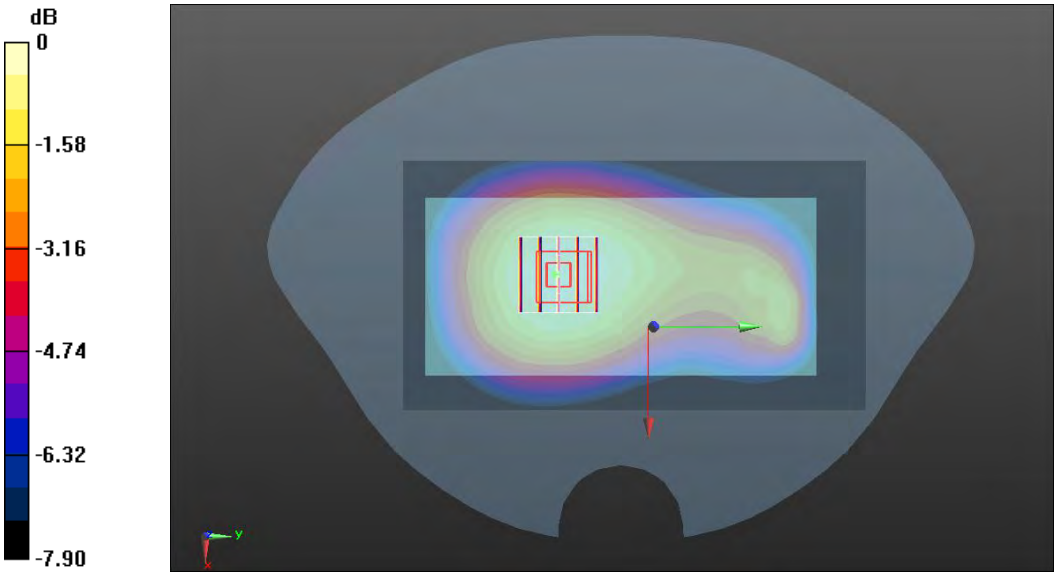

0 dB = 0.139 W/kg

Meas.69 Body Plane with Back Side 0mm on 156400 Channel in NR Band13 mode with Antenna 0

Date: 2024.10.01

Communication System Band: N13; Frequency: 782 MHz;Duty Cycle: 1:1

Medium parameters used (interpolated): f = 782 MHz; σ = 0.921 S/m; ε_r = 40.42; ρ = 1000 kg/m^3

Phantom section: Flat Section

Ambient Temperature:22.4℃ Liquid Temperature:21.6℃

DASY5 Configuration:

- Probe: EX3DV4 - SN7893; ConvF(8.92, 9.23, 9.45); Calibrated: 2024.09.05;
- Sensor-Surface: 4mm (Mechanical Surface Detection)
- Electronics: DAE4 Sn1710; Calibrated: 2024.01.03
- Phantom: SAM1; Type: QD000P40CD; Serial: TP:1576
- Measurement SW: DASY52, Version 52.8 (8); SEMCAD X Version 14.6.10 (7331)

Ch156400/Area Scan (71x131x1): Interpolated grid: dx=1.500 mm, dy=1.500 mm

Maximum value of SAR (interpolated) = 1.17 W/kg

Ch156400/Zoom Scan (5x5x7)/Cube 0: Measurement grid: dx=8mm, dy=8mm, dz=5mm

Reference Value = 14.47 V/m; Power Drift = -0.15 dB

Peak SAR (extrapolated) = 1.62 W/kg

SAR(1 g) = 0.942 W/kg; SAR(10 g) = 0.576 W/kg

Maximum value of SAR (measured) = 1.03 W/kg

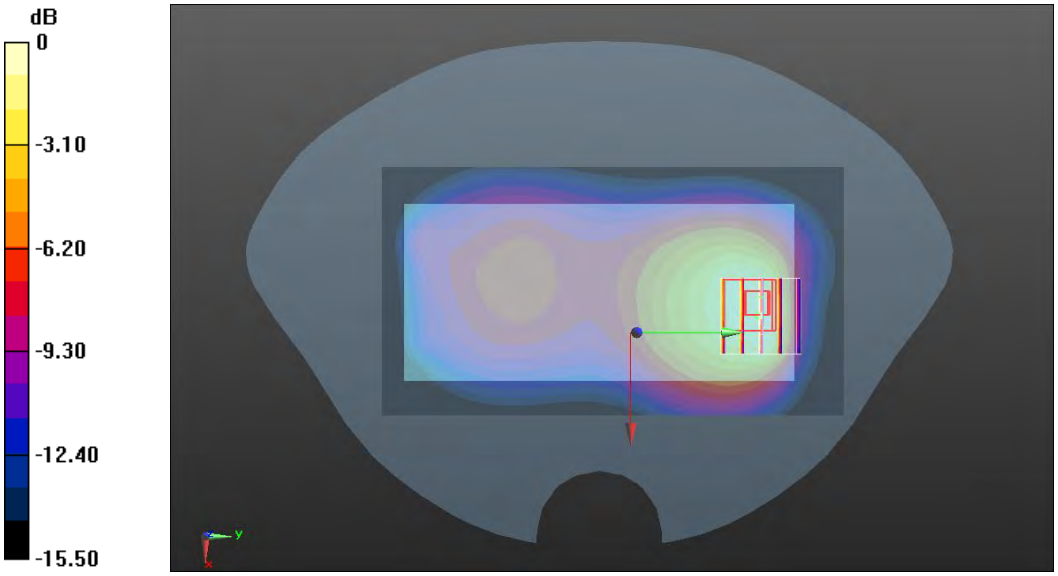

0 dB = 1.03 W/kg

Meas.70 Left Head with Cheek on 376500 Channel in NR Band25 mode with Antenna 5

Date: 2024.10.15

Communication System Band: N25; Frequency: 1882.5 MHz;Duty Cycle: 1:1

Medium parameters used (interpolated): f = 1882.5 MHz; σ = 1.388 S/m; ε_r = 39.72; ρ = 1000 kg/m^3

Phantom section: Left Section

Ambient Temperature:22.4℃ Liquid Temperature:21.7℃

DASY5 Configuration:

- Probe: EX3DV4 - SN7510; ConvF(8.33, 8.33, 8.33); Calibrated: 2024.06.25;
- Sensor-Surface: 4mm (Mechanical Surface Detection)
- Electronics: DAE4 Sn1710; Calibrated: 2024.01.03
- Phantom: SAM1; Type: QD000P40CD; Serial: TP:1576
- Measurement SW: DASY52, Version 52.8 (8); SEMCAD X Version 14.6.10 (7331)

Ch376500/Area Scan (81x131x1): Interpolated grid: dx=1.500 mm, dy=1.500 mm

Maximum value of SAR (interpolated) = 0.225 W/kg

Ch376500/Zoom Scan (5x5x7)/Cube 0: Measurement grid: dx=8mm, dy=8mm, dz=5mm

Reference Value = 3.712 V/m; Power Drift = 0.08 dB

Peak SAR (extrapolated) = 0.370 W/kg

SAR(1 g) = 0.205 W/kg; SAR(10 g) = 0.116 W/kg

Maximum value of SAR (measured) = 0.221 W/kg



0 dB = 0.221 W/kg

Meas.71 Body Plane with Back Side 10mm on 376500 Channel in NR Band25 mode with Antenna 0

Date: 2024.10.16

Communication System Band: N25; Frequency: 1882.5 MHz;Duty Cycle: 1:1

Medium parameters used (interpolated): f = 1882.5 MHz; σ = 1.358 S/m; ε_r = 40.732; ρ = 1000 kg/m^3

Phantom section: Flat Section

Ambient Temperature:22.5℃ Liquid Temperature:21.8℃

DASY5 Configuration:

- Probe: EX3DV4 - SN7510; ConvF(8.33, 8.33, 8.33); Calibrated: 2024.06.25;
- Sensor-Surface: 4mm (Mechanical Surface Detection)
- Electronics: DAE4 Sn1710; Calibrated: 2024.01.03
- Phantom: SAM1; Type: QD000P40CD; Serial: TP:1576
- Measurement SW: DASY52, Version 52.8 (8); SEMCAD X Version 14.6.10 (7331)

Ch376500/Area Scan (71x131x1): Interpolated grid: dx=1.500 mm, dy=1.500 mm

Maximum value of SAR (interpolated) = 0.432 W/kg

Ch376500/Zoom Scan (5x5x7)/Cube 0: Measurement grid: dx=8mm, dy=8mm, dz=5mm

Reference Value = 6.724 V/m; Power Drift = -0.19 dB

Peak SAR (extrapolated) = 0.662 W/kg

SAR(1 g) = 0.390 W/kg; SAR(10 g) = 0.210 W/kg

Maximum value of SAR (measured) = 0.427 W/kg

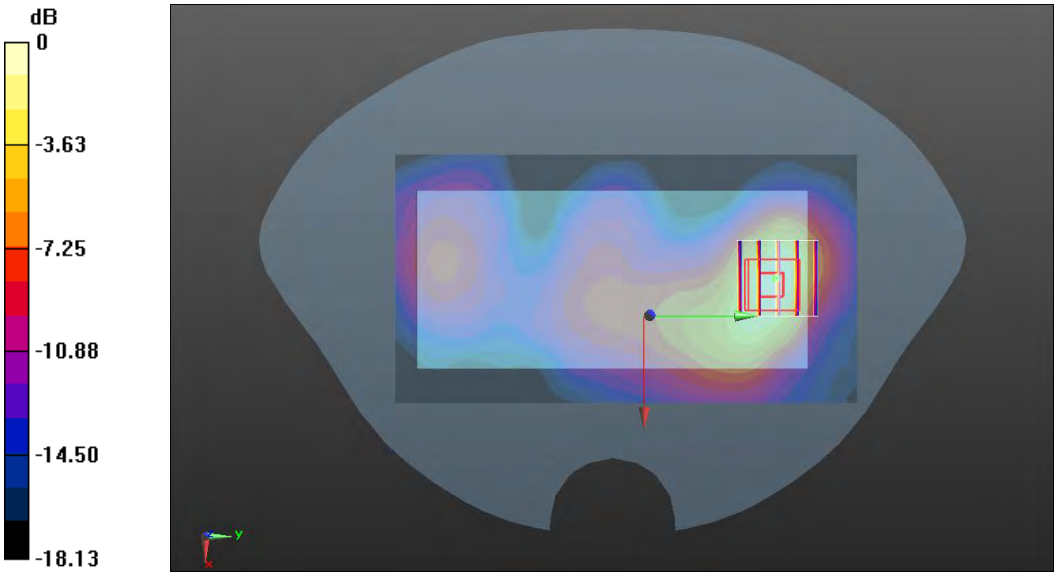

0 dB = 0.427 W/kg

Meas.72 Body Plane with Back Side 10mm on 376500 Channel in NR Band25 mode with Antenna 0

Date: 2024.10.16

Communication System Band: N25; Frequency: 1882.5 MHz;Duty Cycle: 1:1

Medium parameters used (interpolated): f = 1882.5 MHz; σ = 1.358 S/m; ε_r = 40.732; ρ = 1000 kg/m^3

Phantom section: Flat Section

Ambient Temperature:22.5℃ Liquid Temperature:21.8℃

DASY5 Configuration:

- Probe: EX3DV4 - SN7510; ConvF(8.33, 8.33, 8.33); Calibrated: 2024.06.25;
- Sensor-Surface: 4mm (Mechanical Surface Detection)
- Electronics: DAE4 Sn1710; Calibrated: 2024.01.03
- Phantom: SAM1; Type: QD000P40CD; Serial: TP:1576
- Measurement SW: DASY52, Version 52.8 (8); SEMCAD X Version 14.6.10 (7331)

Ch376500/Area Scan (71x141x1): Interpolated grid: dx=1.500 mm, dy=1.500 mm

Maximum value of SAR (interpolated) = 1.83 W/kg

Ch376500/Zoom Scan (5x5x7)/Cube 0: Measurement grid: dx=8mm, dy=8mm, dz=5mm

Reference Value = 5.778 V/m; Power Drift = -0.13 dB

Peak SAR (extrapolated) = 2.59 W/kg

SAR(1 g) = 1.58 W/kg; SAR(10 g) = 0.862 W/kg

Maximum value of SAR (measured) = 1.77 W/kg

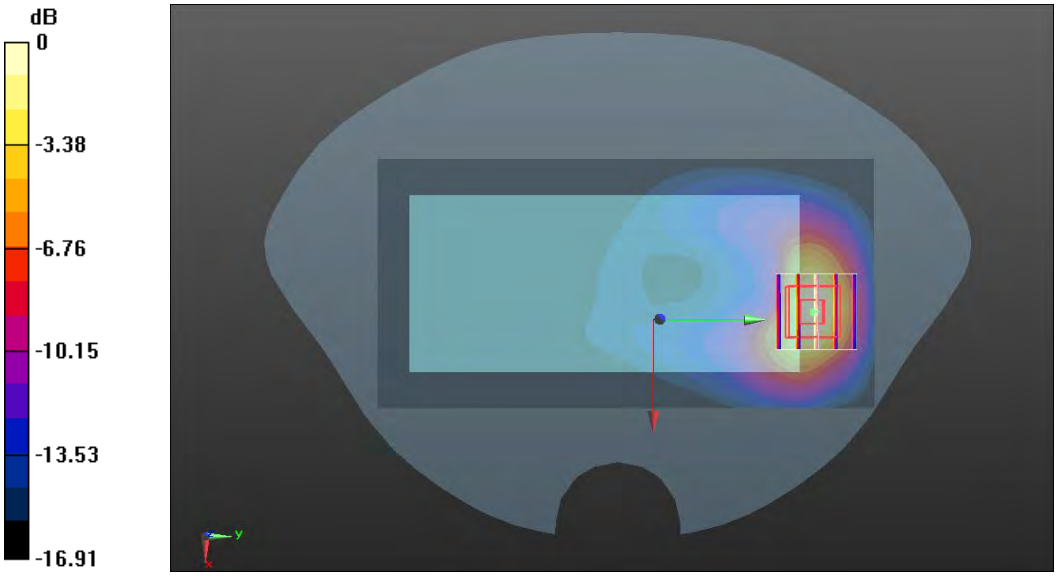

0 dB = 1.77 W/kg

Meas.73 Right Head with Cheek on 166300 Channel in NR Band26 mode with Antenna 0

Date: 2024.10.06

Communication System Band: N26; Frequency: 831.5 MHz;Duty Cycle: 1:1

Medium parameters used (interpolated): f = 831.5 MHz; σ = 0.906 S/m; ε_r = 40.977; ρ = 1000 kg/m^3

Phantom section: Right Section

Ambient Temperature:22.4℃ Liquid Temperature:21.4℃

DASY5 Configuration:

- Probe: EX3DV4 - SN7893; ConvF(8.85, 9.15, 9.38); Calibrated: 2024.09.05;
- Sensor-Surface: 4mm (Mechanical Surface Detection)
- Electronics: DAE4 Sn1710; Calibrated: 2024.01.03
- Phantom: SAM1; Type: QD000P40CD; Serial: TP:1576
- Measurement SW: DASY52, Version 52.8 (8); SEMCAD X Version 14.6.10 (7331)

Ch166300/Area Scan (71x131x1): Interpolated grid: dx=1.500 mm, dy=1.500 mm

Maximum value of SAR (interpolated) = 0.0899 W/kg

Ch166300/Zoom Scan (5x5x7)/Cube 0: Measurement grid: dx=8mm, dy=8mm, dz=5mm

Reference Value = 1.315 V/m; Power Drift = 0.11 dB

Peak SAR (extrapolated) = 0.0910 W/kg

SAR(1 g) = 0.083 W/kg; SAR(10 g) = 0.070 W/kg

Maximum value of SAR (measured) = 0.086 W/kg



0 dB = 0.086 W/kg

Meas.74 Body Plane with Back Side 10mm on 166300 Channel in NR Band26 mode with Antenna 0

Date: 2024.10.06

Communication System Band: N26; Frequency: 831.5 MHz;Duty Cycle: 1:1

Medium parameters used (interpolated): f = 831.5 MHz; σ = 0.906 S/m; ε_r = 40.977; ρ = 1000 kg/m^3

Phantom section: Flat Section

Ambient Temperature:22.4℃ Liquid Temperature:21.4℃

DASY5 Configuration:

- Probe: EX3DV4 - SN7893; ConvF(8.85, 9.15, 9.38); Calibrated: 2024.09.05;
- Sensor-Surface: 4mm (Mechanical Surface Detection)
- Electronics: DAE4 Sn1710; Calibrated: 2024.01.03
- Phantom: SAM1; Type: QD000P40CD; Serial: TP:1576
- Measurement SW: DASY52, Version 52.8 (8); SEMCAD X Version 14.6.10 (7331)

Ch166300/Area Scan (71x131x1): Interpolated grid: dx=1.500 mm, dy=1.500 mm

Maximum value of SAR (interpolated) = 0.197 W/kg

Ch166300/Zoom Scan (5x5x7)/Cube 0: Measurement grid: dx=8mm, dy=8mm, dz=5mm

Reference Value = 13.91 V/m; Power Drift = -0.02 dB

Peak SAR (extrapolated) = 0.230 W/kg

SAR(1 g) = 0.188 W/kg; SAR(10 g) = 0.147 W/kg

Maximum value of SAR (measured) = 0.196 W/kg

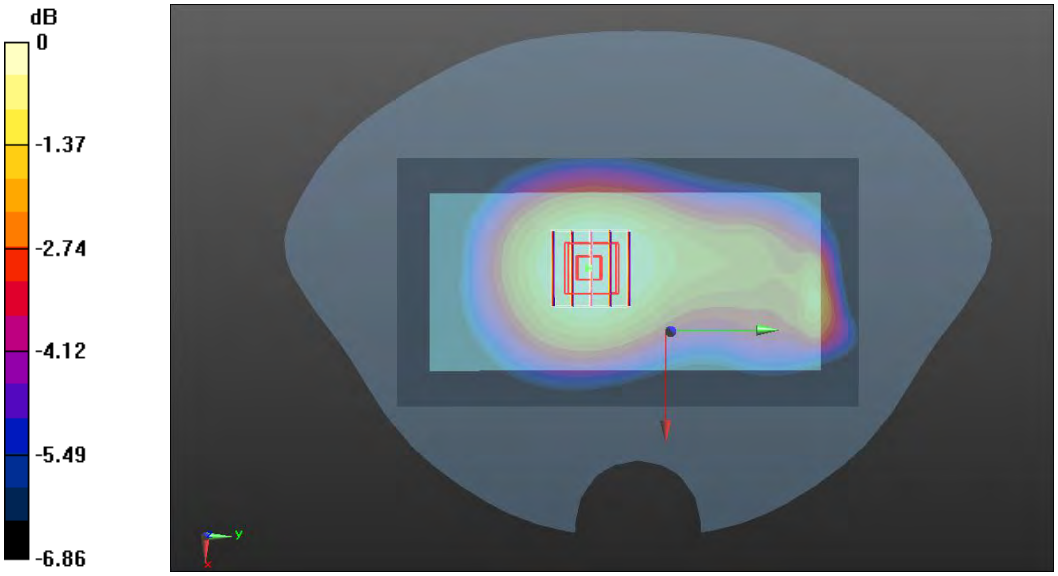

0 dB = 0.196 W/kg

Meas.75 Body Plane with Back Side 0mm on 166300 Channel in NR Band26 mode with Antenna 0

Date: 2024.10.06

Communication System Band: N26; Frequency: 831.5 MHz;Duty Cycle: 1:1

Medium parameters used (interpolated): f = 831.5 MHz; σ = 0.906 S/m; ε_r = 40.977; ρ = 1000 kg/m^3

Phantom section: Flat Section

Ambient Temperature:22.4℃ Liquid Temperature:21.4℃

DASY5 Configuration:

- Probe: EX3DV4 - SN7893; ConvF(8.85, 9.15, 9.38); Calibrated: 2024.09.05;
- Sensor-Surface: 4mm (Mechanical Surface Detection)
- Electronics: DAE4 Sn1710; Calibrated: 2024.01.03
- Phantom: SAM1; Type: QD000P40CD; Serial: TP:1576
- Measurement SW: DASY52, Version 52.8 (8); SEMCAD X Version 14.6.10 (7331)

Ch166300/Area Scan (71x131x1): Interpolated grid: dx=1.500 mm, dy=1.500 mm

Maximum value of SAR (interpolated) = 1.26 W/kg

Ch166300/Zoom Scan (5x5x7)/Cube 0: Measurement grid: dx=8mm, dy=8mm, dz=5mm

Reference Value = 14.41 V/m; Power Drift = -0.14 dB

Peak SAR (extrapolated) = 1.68 W/kg

SAR(1 g) = 1.03 W/kg; SAR(10 g) = 0.653 W/kg

Maximum value of SAR (measured) = 1.12 W/kg

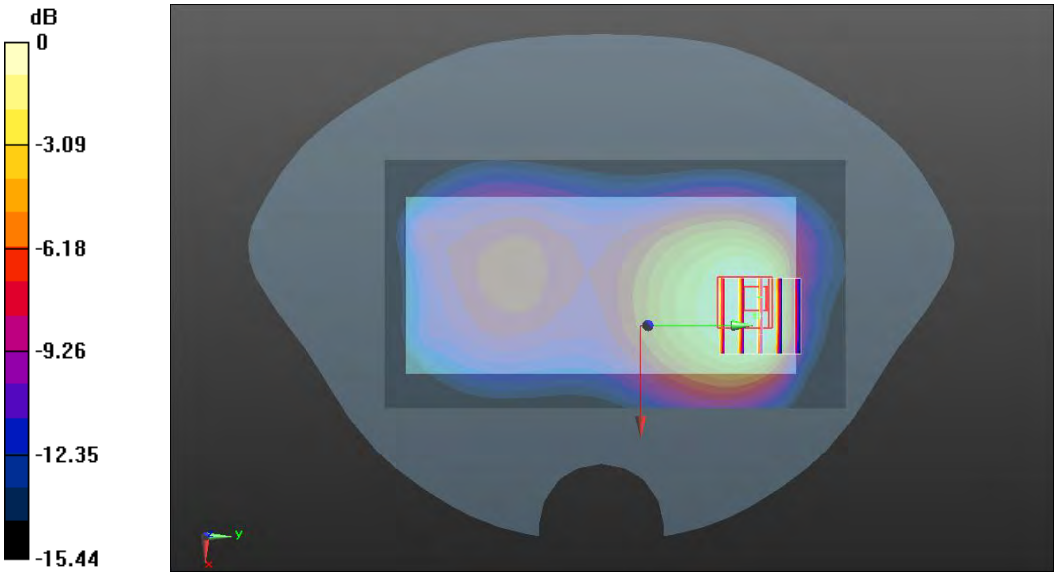

0 dB = 1.12 W/kg

Meas.76 Left Head with Cheek on 349000 Channel in NR Band66 mode with Antenna 5

Date: 2024.10.09

Communication System Band: N66; Frequency: 1745 MHz;Duty Cycle: 1:1

Medium parameters used (interpolated): f = 1745 MHz; σ = 1.364 S/m; ε_r = 40.898; ρ = 1000 kg/m^3

Phantom section: Left Section

Ambient Temperature:22.5℃ Liquid Temperature:21.6℃

DASY5 Configuration:

- Probe: EX3DV4 - SN7893; ConvF(7.57, 7.83, 8.02); Calibrated: 2024.09.05;
- Sensor-Surface: 4mm (Mechanical Surface Detection)
- Electronics: DAE4 Sn1710; Calibrated: 2024.01.03
- Phantom: SAM1; Type: QD000P40CD; Serial: TP:1576
- Measurement SW: DASY52, Version 52.8 (8); SEMCAD X Version 14.6.10 (7331)

Ch349000/Area Scan (81x131x1): Interpolated grid: dx=1.500 mm, dy=1.500 mm

Maximum value of SAR (interpolated) = 0.148 W/kg

Ch349000/Zoom Scan (5x5x7)/Cube 0: Measurement grid: dx=8mm, dy=8mm, dz=5mm

Reference Value = 1.413 V/m; Power Drift = 0.06 dB

Peak SAR (extrapolated) = 0.228 W/kg

SAR(1 g) = 0.135 W/kg; SAR(10 g) = 0.077 W/kg

Maximum value of SAR (measured) = 0.146 W/kg



0 dB = 0.146 W/kg

Meas.77 Body Plane with Bottom Edge 10mm on 344000 Channel in NR Band66 mode with Antenna 0

Date: 2024.10.11

Communication System Band: N66; Frequency: 1720 MHz;Duty Cycle: 1:1

Medium parameters used (interpolated): f = 1720 MHz; σ = 1.335 S/m; ε_r = 41.203; ρ = 1000 kg/m^3

Phantom section: Flat Section

Ambient Temperature:22.2℃ Liquid Temperature:21.3℃

DASY5 Configuration:

- Probe: EX3DV4 - SN7893; ConvF(7.57, 7.83, 8.02); Calibrated: 2024.09.05;
- Sensor-Surface: 4mm (Mechanical Surface Detection)
- Electronics: DAE4 Sn1710; Calibrated: 2024.01.03
- Phantom: SAM1; Type: QD000P40CD; Serial: TP:1576
- Measurement SW: DASY52, Version 52.8 (8); SEMCAD X Version 14.6.10 (7331)

Ch344000/Area Scan (71x101x1): Interpolated grid: dx=1.500 mm, dy=1.500 mm

Maximum value of SAR (interpolated) = 0.350 W/kg

Ch344000/Zoom Scan (5x5x7)/Cube 0: Measurement grid: dx=8mm, dy=8mm, dz=5mm

Reference Value = 13.36 V/m; Power Drift = 0.01 dB

Peak SAR (extrapolated) = 0.479 W/kg

SAR(1 g) = 0.317 W/kg; SAR(10 g) = 0.192 W/kg

Maximum value of SAR (measured) = 0.344 W/kg

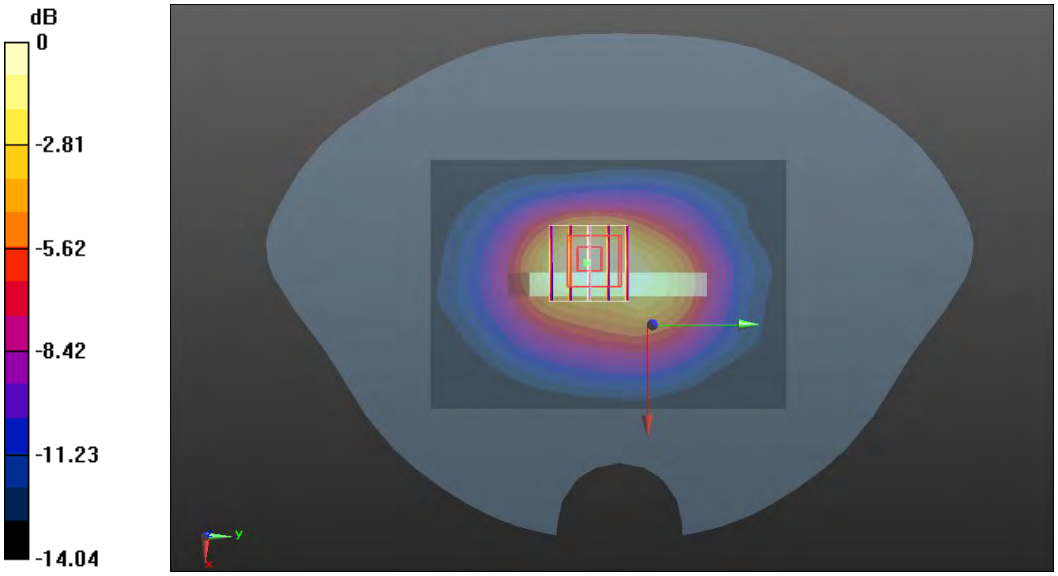

0 dB = 0.344 W/kg

Meas.78 Body Plane with Bottom Edge 0mm on 344000 Channel in NR Band66 mode with Antenna 0

Date: 2024.10.11

Communication System Band: N66; Frequency: 1720 MHz;Duty Cycle: 1:1

Medium parameters used (interpolated): f = 1720 MHz; σ = 1.335 S/m; ε_r = 41.203; ρ = 1000 kg/m^3

Phantom section: Flat Section

Ambient Temperature:22.2℃ Liquid Temperature:21.3℃

DASY5 Configuration:

- Probe: EX3DV4 - SN7893; ConvF(7.57, 7.83, 8.02); Calibrated: 2024.09.05;
- Sensor-Surface: 4mm (Mechanical Surface Detection)
- Electronics: DAE4 Sn1710; Calibrated: 2024.01.03
- Phantom: SAM1; Type: QD000P40CD; Serial: TP:1576
- Measurement SW: DASY52, Version 52.8 (8); SEMCAD X Version 14.6.10 (7331)

Ch344000/Area Scan (71x101x1): Interpolated grid: dx=1.500 mm, dy=1.500 mm

Maximum value of SAR (interpolated) = 2.14 W/kg

Ch344000/Zoom Scan (5x5x7)/Cube 0: Measurement grid: dx=8mm, dy=8mm, dz=5mm

Reference Value = 29.88 V/m; Power Drift = 0.18 dB

Peak SAR (extrapolated) = 3.53 W/kg

SAR(1 g) = 1.91 W/kg; SAR(10 g) = 0.955 W/kg

Maximum value of SAR (measured) = 2.19 W/kg

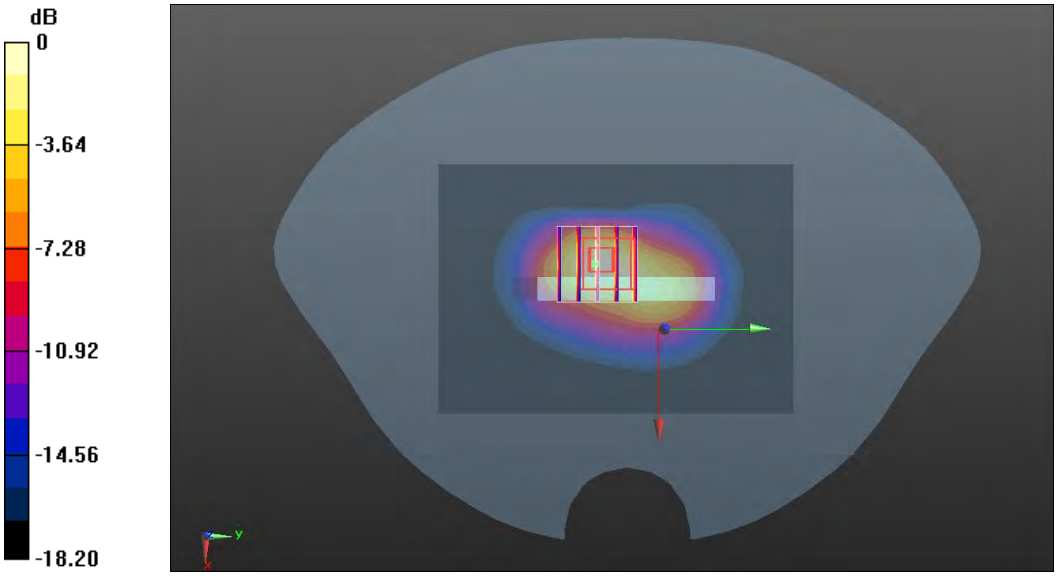

0 dB = 2.19 W/kg

Meas.79 Right Head with Cheek on 136100 Channel in NR Band71 mode with Antenna 0

Date: 2024.10.03

Communication System Band: N71; Frequency: 680.5 MHz;Duty Cycle: 1:1

Medium parameters used (interpolated): f = 680.5 MHz; σ = 0.9 S/m; ε_r = 42.141; ρ = 1000 kg/m^3

Phantom section: Right Section

Ambient Temperature:22.5℃ Liquid Temperature:21.5℃

DASY5 Configuration:

- Probe: EX3DV4 - SN7893; ConvF(8.92, 9.23, 9.45); Calibrated: 2024.09.05;
- Sensor-Surface: 4mm (Mechanical Surface Detection)
- Electronics: DAE4 Sn1710; Calibrated: 2024.01.03
- Phantom: SAM1; Type: QD000P40CD; Serial: TP:1576
- Measurement SW: DASY52, Version 52.8 (8); SEMCAD X Version 14.6.10 (7331)

Ch136100/Area Scan (71x131x1): Interpolated grid: dx=1.500 mm, dy=1.500 mm

Maximum value of SAR (interpolated) = 0.0738 W/kg

Ch136100/Zoom Scan (5x5x7)/Cube 0: Measurement grid: dx=8mm, dy=8mm, dz=5mm

Reference Value = 0.5670 V/m; Power Drift = 0.13 dB

Peak SAR (extrapolated) = 0.0830 W/kg

SAR(1 g) = 0.071 W/kg; SAR(10 g) = 0.058 W/kg

Maximum value of SAR (measured) = 0.073 W/kg



0 dB = 0.073 W/kg

Meas.80 Body Plane with Back Side 10mm on 136100 Channel in NR Band71 mode with Antenna 0

Date: 2024.10.03

Communication System Band: N71; Frequency: 680.5 MHz;Duty Cycle: 1:1

Medium parameters used (interpolated): f = 680.5 MHz; σ = 0.9 S/m; ε_r = 42.141; ρ = 1000 kg/m^3

Phantom section: Flat Section

Ambient Temperature:22.5℃ Liquid Temperature:21.5℃

DASY5 Configuration:

- Probe: EX3DV4 - SN7893; ConvF(8.92, 9.23, 9.45); Calibrated: 2024.09.05;
- Sensor-Surface: 4mm (Mechanical Surface Detection)
- Electronics: DAE4 Sn1710; Calibrated: 2024.01.03
- Phantom: SAM1; Type: QD000P40CD; Serial: TP:1576
- Measurement SW: DASY52, Version 52.8 (8); SEMCAD X Version 14.6.10 (7331)

Ch136100/Area Scan (71x131x1): Interpolated grid: dx=1.500 mm, dy=1.500 mm

Maximum value of SAR (interpolated) = 0.247 W/kg

Ch136100/Zoom Scan (5x5x7)/Cube 0: Measurement grid: dx=8mm, dy=8mm, dz=5mm

Reference Value = 17.47 V/m; Power Drift = -0.03 dB

Peak SAR (extrapolated) = 0.286 W/kg

SAR(1 g) = 0.238 W/kg; SAR(10 g) = 0.189 W/kg

Maximum value of SAR (measured) = 0.248 W/kg

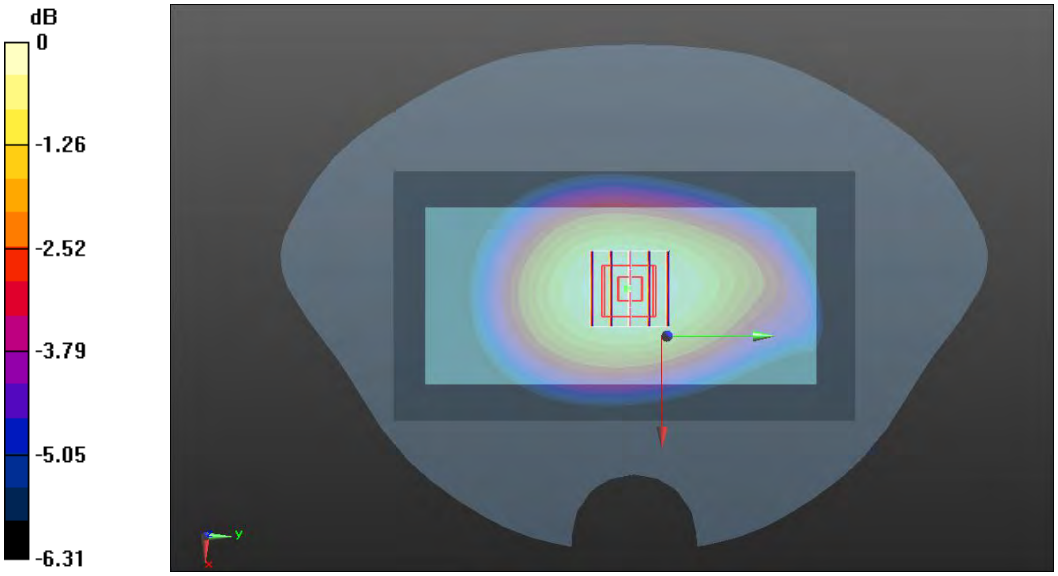

0 dB = 0.248 W/kg

Meas.81 Body Plane with Back Side 0mm on 136100 Channel in NR Band71 mode with Antenna 0

Date: 2024.10.03

Communication System Band: N71; Frequency: 680.5 MHz;Duty Cycle: 1:1

Medium parameters used (interpolated): f = 680.5 MHz; σ = 0.904 S/m; ε_r = 42.818; ρ = 1000 kg/m^3

Phantom section: Flat Section

Ambient Temperature:22.5℃ Liquid Temperature:21.5℃

DASY5 Configuration:

- Probe: EX3DV4 - SN7893; ConvF(8.92, 9.23, 9.45); Calibrated: 2024.09.05;
- Sensor-Surface: 4mm (Mechanical Surface Detection)
- Electronics: DAE4 Sn1710; Calibrated: 2024.01.03
- Phantom: SAM1; Type: QD000P40CD; Serial: TP:1576
- Measurement SW: DASY52, Version 52.8 (8); SEMCAD X Version 14.6.10 (7331)

Ch136100/Area Scan (71x131x1): Interpolated grid: dx=1.500 mm, dy=1.500 mm

Maximum value of SAR (interpolated) = 0.946 W/kg

Ch136100/Zoom Scan (5x5x7)/Cube 0: Measurement grid: dx=8mm, dy=8mm, dz=5mm

Reference Value = 16.18 V/m; Power Drift = -0.13 dB

Peak SAR (extrapolated) = 1.40 W/kg

SAR(1 g) = 0.729 W/kg; SAR(10 g) = 0.426 W/kg

Maximum value of SAR (measured) = 0.795 W/kg

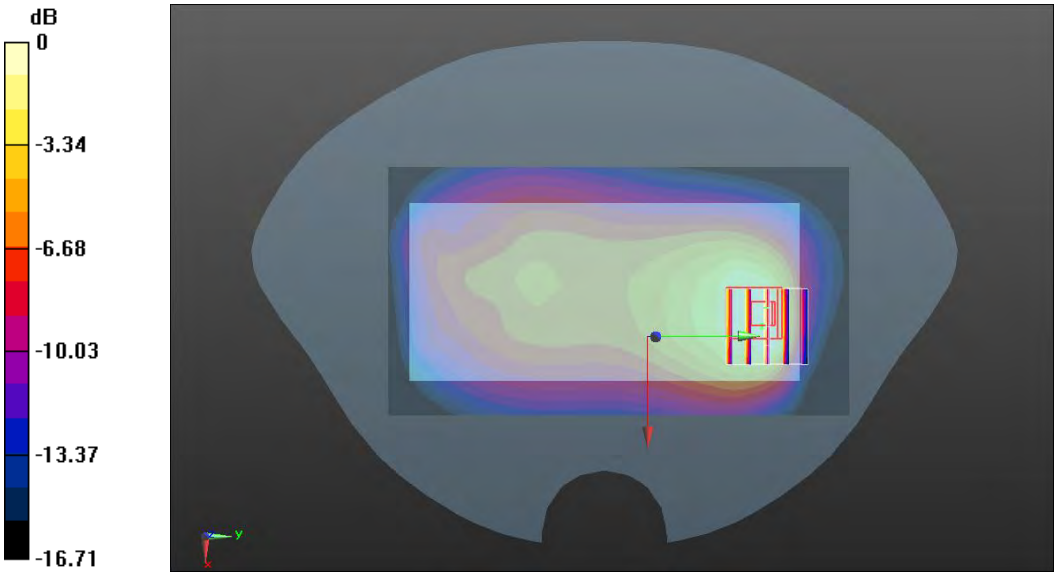

0 dB = 0.795 W/kg

Meas.82 Left Head with Cheek on 519000 Channel in NR Band38 mode with Antenna 5

Date: 2024.10.25

Communication System Band: N38; Frequency: 2595 MHz;Duty Cycle: 1:1

Medium parameters used (interpolated): f = 2595 MHz; σ = 1.965 S/m; ε_r = 40.128; ρ = 1000 kg/m^3

Phantom section: Left Section

Ambient Temperature:22.5℃ Liquid Temperature:21.5℃

DASY5 Configuration:

- Probe: EX3DV4 - SN7893; ConvF(7.06, 7.3, 7.48); Calibrated: 2024.09.05;
- Sensor-Surface: 4mm (Mechanical Surface Detection)
- Electronics: DAE4 Sn1710; Calibrated: 2024.01.03
- Phantom: SAM1; Type: QD000P40CD; Serial: TP:1576
- Measurement SW: DASY52, Version 52.8 (8); SEMCAD X Version 14.6.10 (7331)

Ch519000/Area Scan (81x161x1): Interpolated grid: dx=1.200 mm, dy=1.200 mm

Maximum value of SAR (interpolated) = 1.52 W/kg

Ch519000/Zoom Scan (7x7x7)/Cube 0: Measurement grid: dx=5mm, dy=5mm, dz=5mm

Reference Value = 2.411 V/m; Power Drift = 0.06 dB

Peak SAR (extrapolated) = 3.31 W/kg

SAR(1 g) = 0.973 W/kg; SAR(10 g) = 0.104 W/kg

Maximum value of SAR (measured) = 1.59 W/kg

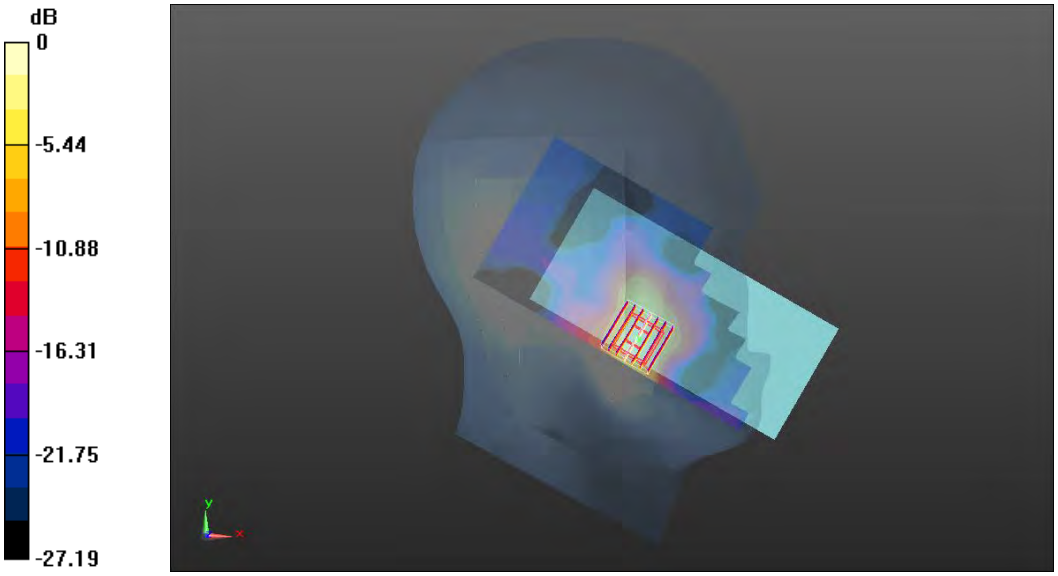

0 dB = 1.59 W/kg

Meas.83 Body Plane with Right Edge 10mm on 519000 Channel in NR Band38 mode with Antenna 5

Date: 2024.10.25

Communication System Band: N38; Frequency: 2595 MHz;Duty Cycle: 1:1

Medium parameters used (interpolated): f = 2595 MHz; σ = 1.965 S/m; ε_r = 40.128; ρ = 1000 kg/m^3

Phantom section: Flat Section

Ambient Temperature:22.5℃ Liquid Temperature:21.5℃

DASY5 Configuration:

- Probe: EX3DV4 - SN7893; ConvF(7.06, 7.3, 7.48); Calibrated: 2024.09.05;
- Sensor-Surface: 4mm (Mechanical Surface Detection)
- Electronics: DAE4 Sn1710; Calibrated: 2024.01.03
- Phantom: SAM1; Type: QD000P40CD; Serial: TP:1576
- Measurement SW: DASY52, Version 52.8 (8); SEMCAD X Version 14.6.10 (7331)

Ch519000/Area Scan (81x161x1): Interpolated grid: dx=1.200 mm, dy=1.200 mm

Maximum value of SAR (interpolated) = 0.533 W/kg

Ch519000/Zoom Scan (7x7x7)/Cube 0: Measurement grid: dx=5mm, dy=5mm, dz=5mm

Reference Value = 15.38 V/m; Power Drift = -0.16 dB

Peak SAR (extrapolated) = 0.825 W/kg

SAR(1 g) = 0.472 W/kg; SAR(10 g) = 0.258 W/kg

Maximum value of SAR (measured) = 0.521 W/kg

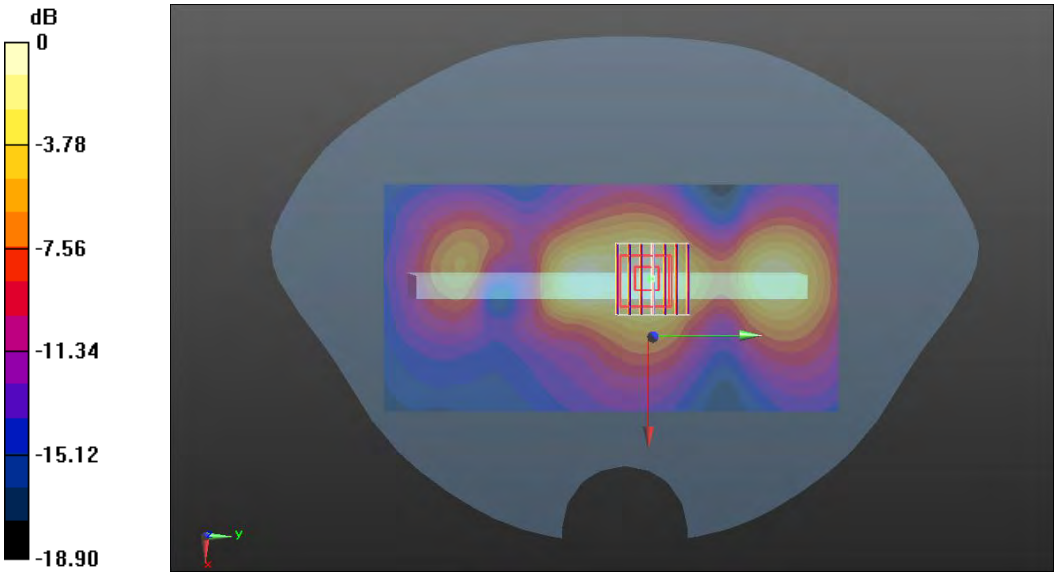

0 dB = 0.521 W/kg

Meas.84 Body Plane with Right Edge 0mm on 519000 Channel in NR Band38 mode with Antenna 5

Date: 2024.10.25

Communication System Band: N38; Frequency: 2595 MHz;Duty Cycle: 1:1

Medium parameters used (interpolated): f = 2595 MHz; σ = 1.965 S/m; ε_r = 40.128; ρ = 1000 kg/m^3

Phantom section: Flat Section

Ambient Temperature:22.5℃ Liquid Temperature:21.5℃

DASY5 Configuration:

- Probe: EX3DV4 - SN7893; ConvF(7.06, 7.3, 7.48); Calibrated: 2024.09.05;
- Sensor-Surface: 4mm (Mechanical Surface Detection)
- Electronics: DAE4 Sn1710; Calibrated: 2024.01.03
- Phantom: SAM1; Type: QD000P40CD; Serial: TP:1576
- Measurement SW: DASY52, Version 52.8 (8); SEMCAD X Version 14.6.10 (7331)

Ch519000/Area Scan (81x161x1): Interpolated grid: dx=1.200 mm, dy=1.200 mm

Maximum value of SAR (interpolated) = 4.76 W/kg

Ch519000/Zoom Scan (7x7x7)/Cube 0: Measurement grid: dx=5mm, dy=5mm, dz=5mm

Reference Value = 35.36 V/m; Power Drift = 0.18 dB

Peak SAR (extrapolated) = 7.58 W/kg

SAR(1 g) = 3.21 W/kg; SAR(10 g) = 1.38 W/kg

Maximum value of SAR (measured) = 3.71 W/kg

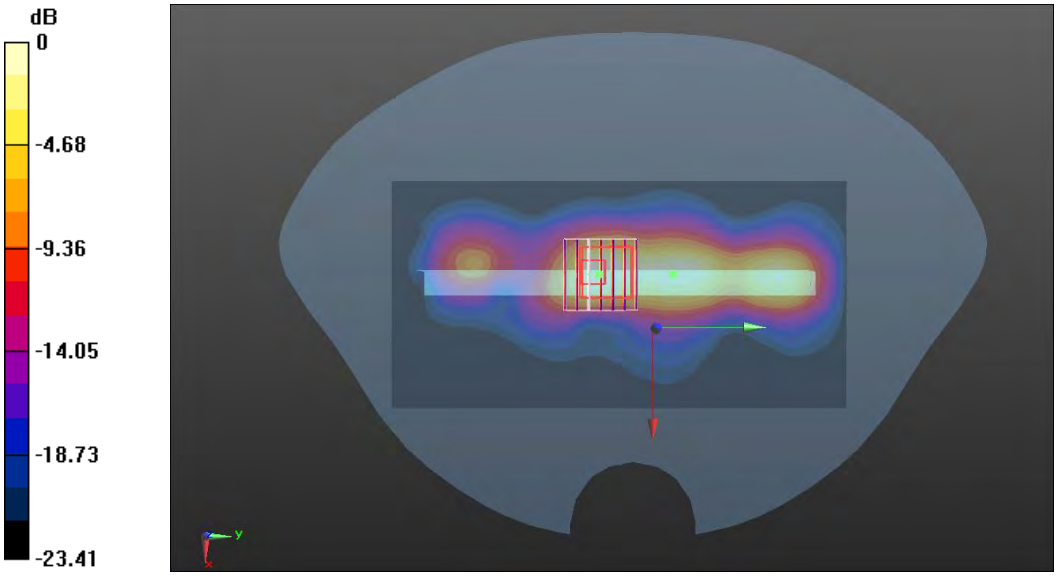

0 dB = 3.71 W/kg

Meas.85 Left Head with Cheek on 518598 Channel in NR Band41 mode with Antenna 5

Date: 2024.10.29

Communication System Band: N41; Frequency: 2592.99 MHz;Duty Cycle: 1:1

Medium parameters used (interpolated): f = 2592.99 MHz; σ = 1.939 S/m; ε_r = 38.925; ρ = 1000 kg/m^3

Phantom section: Left Section

Ambient Temperature:22.3℃ Liquid Temperature:21.5℃

DASY5 Configuration:

- Probe: EX3DV4 - SN7893; ConvF(7.06, 7.3, 7.48); Calibrated: 2024.09.05;
- Sensor-Surface: 4mm (Mechanical Surface Detection)
- Electronics: DAE4 Sn1710; Calibrated: 2024.01.03
- Phantom: SAM1; Type: QD000P40CD; Serial: TP:1576
- Measurement SW: DASY52, Version 52.8 (8); SEMCAD X Version 14.6.10 (7331)

Ch518598/Area Scan (81x161x1): Interpolated grid: dx=1.200 mm, dy=1.200 mm

Maximum value of SAR (interpolated) = 1.31 W/kg

Ch518598/Zoom Scan (7x7x7)/Cube 0: Measurement grid: dx=5mm, dy=5mm, dz=5mm

Reference Value = 2.074 V/m; Power Drift = 0.01 dB

Peak SAR (extrapolated) = 3.44 W/kg

SAR(1 g) = 0.844 W/kg; SAR(10 g) = 0.342 W/kg

Maximum value of SAR (measured) = 1.36 W/kg

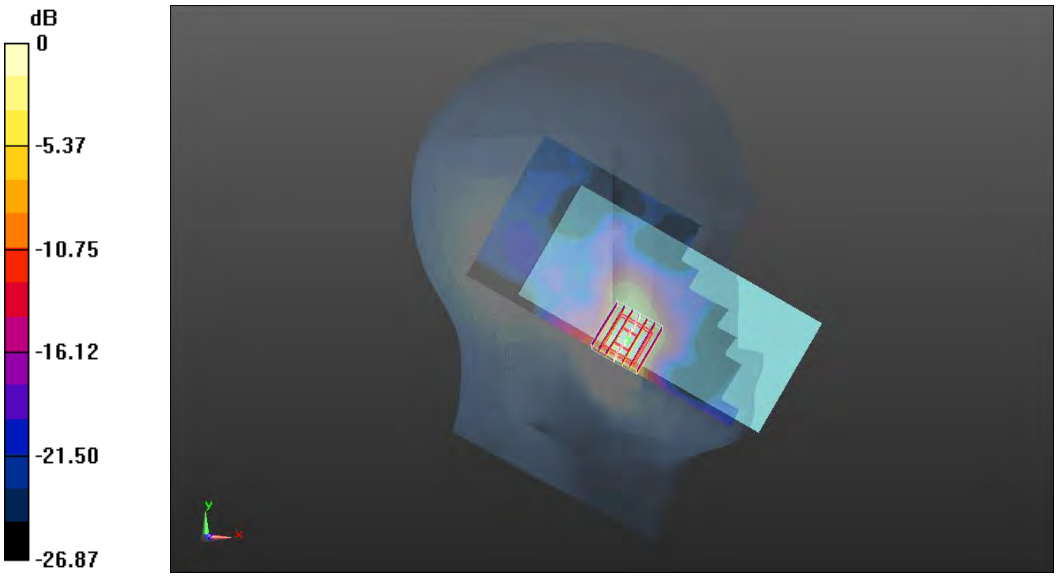

0 dB = 1.36 W/kg

Meas.86 Body Plane with Right Edge 10mm on 518598 Channel in NR Band41 mode with Antenna 5

Date: 2024.10.29

Communication System Band: N41; Frequency: 2592.99 MHz;Duty Cycle: 1:1

Medium parameters used (interpolated): f = 2592.99 MHz; σ = 1.939 S/m; ε_r = 38.925; ρ = 1000 kg/m^3

Phantom section: Flat Section

Ambient Temperature:22.3℃ Liquid Temperature:21.5℃

DASY5 Configuration:

- Probe: EX3DV4 - SN7893; ConvF(7.06, 7.3, 7.48); Calibrated: 2024.09.05;
- Sensor-Surface: 4mm (Mechanical Surface Detection)
- Electronics: DAE4 Sn1710; Calibrated: 2024.01.03
- Phantom: SAM1; Type: QD000P40CD; Serial: TP:1576
- Measurement SW: DASY52, Version 52.8 (8); SEMCAD X Version 14.6.10 (7331)

Ch518598/Area Scan (81x161x1): Interpolated grid: dx=1.200 mm, dy=1.200 mm

Maximum value of SAR (interpolated) = 0.508 W/kg

Ch518598/Zoom Scan (7x7x7)/Cube 0: Measurement grid: dx=5mm, dy=5mm, dz=5mm

Reference Value = 14.47 V/m; Power Drift = -0.01 dB

Peak SAR (extrapolated) = 0.776 W/kg

SAR(1 g) = 0.451 W/kg; SAR(10 g) = 0.248 W/kg

Maximum value of SAR (measured) = 0.496 W/kg

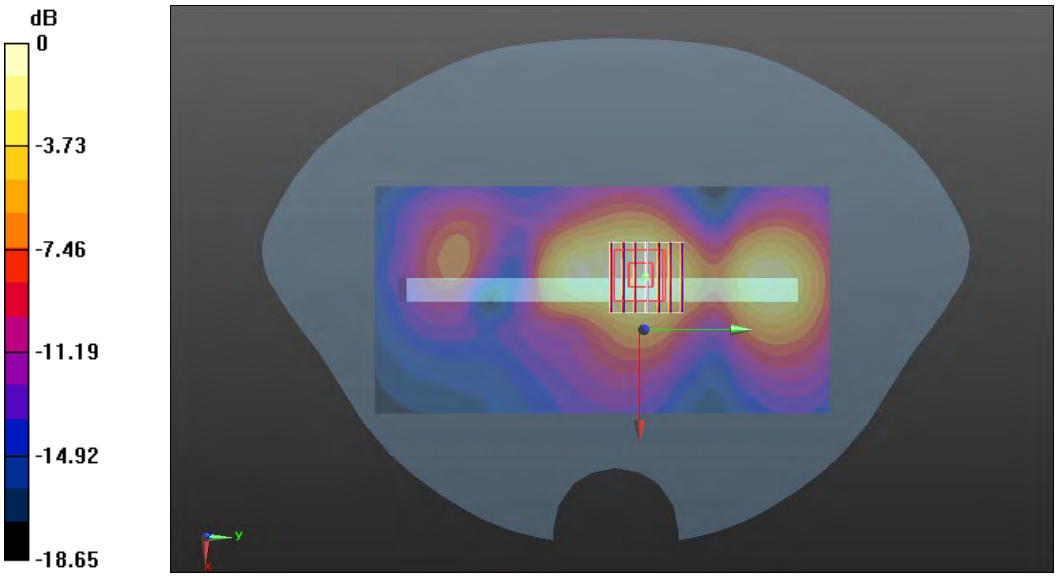

0 dB = 0.496 W/kg

Meas.87 Body Plane with Right Edge 0mm on 518598 Channel in NR Band41 mode with Antenna 4

Date: 2024.10.29

Communication System Band: N41; Frequency: 2592.99 MHz;Duty Cycle: 1:1

Medium parameters used (interpolated): f = 2592.99 MHz; σ = 1.939 S/m; ε_r = 38.925; ρ = 1000 kg/m^3

Phantom section: Flat Section

Ambient Temperature:22.3℃ Liquid Temperature:21.5℃

DASY5 Configuration:

- Probe: EX3DV4 - SN7893; ConvF(7.06, 7.3, 7.48); Calibrated: 2024.09.05;
- Sensor-Surface: 4mm (Mechanical Surface Detection)
- Electronics: DAE4 Sn1710; Calibrated: 2024.01.03
- Phantom: SAM1; Type: QD000P40CD; Serial: TP:1576
- Measurement SW: DASY52, Version 52.8 (8); SEMCAD X Version 14.6.10 (7331)

Ch518598/Area Scan (81x161x1): Interpolated grid: dx=1.200 mm, dy=1.200 mm

Maximum value of SAR (interpolated) = 4.62 W/kg

Ch518598/Zoom Scan (7x7x7)/Cube 0: Measurement grid: dx=5mm, dy=5mm, dz=5mm

Reference Value = 42.26 V/m; Power Drift = 0.02 dB

Peak SAR (extrapolated) = 19.7 W/kg

SAR(1 g) = 3.93 W/kg; SAR(10 g) = 1.21 W/kg

Maximum value of SAR (measured) = 4.34 W/kg

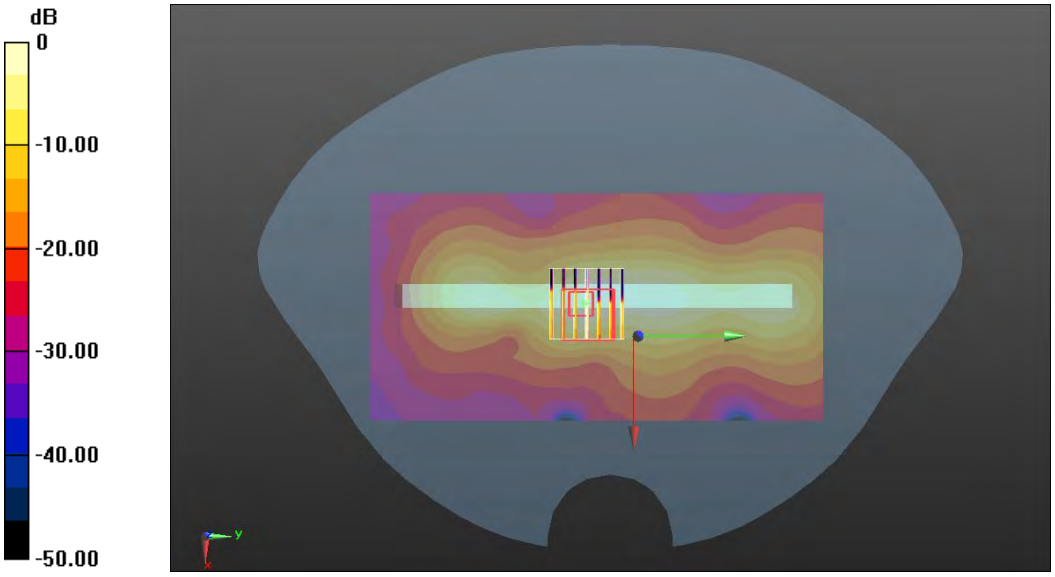

0 dB = 4.34 W/kg

Meas.88 Left Head with Cheek on 633334 Channel in NR Band77 mode with Antenna 4

Date: 2024.11.23

Communication System Band: N77; Frequency: 3500.01 MHz;Duty Cycle: 1:1

Medium parameters used (interpolated): f = 3500.01 MHz; σ = 2.961 S/m; ε_r = 37.705; ρ = 1000 kg/m^3

Phantom section: Left Section

Ambient Temperature:22.4℃ Liquid Temperature:21.2℃

DASY5 Configuration:

- Probe: EX3DV4 - SN7510; ConvF(7.11, 7.11, 7.11); Calibrated: 2024.06.25;
- Sensor-Surface: 4mm (Mechanical Surface Detection)
- Electronics: DAE4 Sn1710; Calibrated: 2024.01.03
- Phantom: SAM1; Type: QD000P40CD; Serial: TP:1576
- Measurement SW: DASY52, Version 52.8 (8); SEMCAD X Version 14.6.10 (7331)

Ch633334/Area Scan (81x161x1): Interpolated grid: dx=1.200 mm, dy=1.200 mm

Maximum value of SAR (interpolated) = 0.0427 W/kg

Ch633334/Zoom Scan (5x5x7)/Cube 0: Measurement grid: dx=6mm, dy=6mm, dz=4mm

Reference Value = 0.7980 V/m; Power Drift = 0.06 dB

Peak SAR (extrapolated) = 0.116 W/kg

SAR(1 g) = 0.050 W/kg; SAR(10 g) = 0.017 W/kg

Maximum value of SAR (measured) = 0.0714 W/kg



0 dB = 0.0714 W/kg

Meas.89 Body Plane with Left Edge 10mm on 633334 Channel in NR Band77 mode with Antenna 4

Date: 2024.11.23

Communication System Band: N77; Frequency: 3500.01 MHz;Duty Cycle: 1:1

Medium parameters used (interpolated): f = 3500.01 MHz; σ = 2.961 S/m; ε_r = 37.705; ρ = 1000 kg/m^3

Phantom section: Flat Section

Ambient Temperature:22.4℃ Liquid Temperature:21.2℃

DASY5 Configuration:

- Probe: EX3DV4 - SN7510; ConvF(7.11, 7.11, 7.11); Calibrated: 2024.06.25;
- Sensor-Surface: 4mm (Mechanical Surface Detection)
- Electronics: DAE4 Sn1710; Calibrated: 2024.01.03
- Phantom: SAM1; Type: QD000P40CD; Serial: TP:1576
- Measurement SW: DASY52, Version 52.8 (8); SEMCAD X Version 14.6.10 (7331)

Ch633334/Area Scan (61x161x1): Interpolated grid: dx=1.200 mm, dy=1.200 mm

Maximum value of SAR (interpolated) = 0.0718 W/kg

Ch633334/Zoom Scan (5x5x7)/Cube 0: Measurement grid: dx=6mm, dy=6mm, dz=4mm

Reference Value = 2.809 V/m; Power Drift = 0.06 dB

Peak SAR (extrapolated) = 0.0870 W/kg

SAR(1 g) = 0.035 W/kg; SAR(10 g) = 0.015 W/kg

Maximum value of SAR (measured) = 0.0393 W/kg

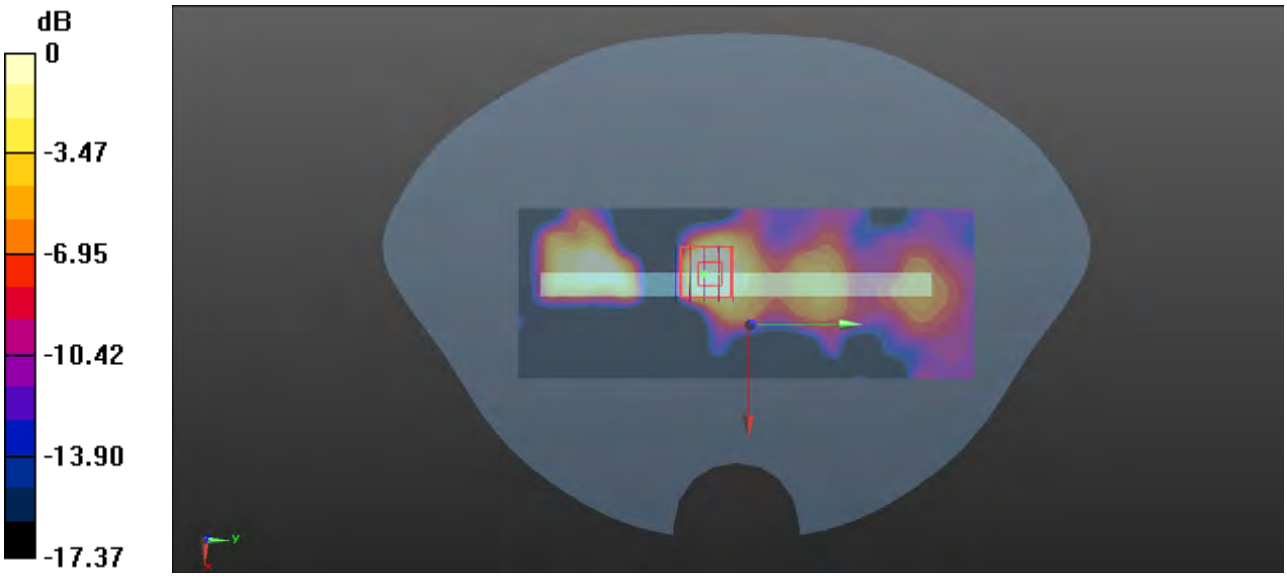

0 dB = 0.0393 W/kg

Meas.90 Body Plane with Left Edge 0mm on 633334 Channel in NR Band77 mode with Antenna 4

Date: 2024.11.23

Communication System Band: N77; Frequency: 3500.01 MHz;Duty Cycle: 1:1

Medium parameters used (interpolated): f = 3500.01 MHz; σ = 2.961 S/m; ε_r = 37.705; ρ = 1000 kg/m^3

Phantom section: Flat Section

Ambient Temperature:22.4℃ Liquid Temperature:21.2℃

DASY5 Configuration:

- Probe: EX3DV4 - SN7510; ConvF(7.11, 7.11, 7.11); Calibrated: 2024.06.25;
- Sensor-Surface: 4mm (Mechanical Surface Detection)
- Electronics: DAE4 Sn1710; Calibrated: 2024.01.03
- Phantom: SAM1; Type: QD000P40CD; Serial: TP:1576
- Measurement SW: DASY52, Version 52.8 (8); SEMCAD X Version 14.6.10 (7331)

Ch633334/Area Scan (61x161x1): Interpolated grid: dx=1.200 mm, dy=1.200 mm

Maximum value of SAR (interpolated) = 0.566 W/kg

Ch633334/Zoom Scan (5x5x7)/Cube 0: Measurement grid: dx=6mm, dy=6mm, dz=4mm

Reference Value = 4.669 V/m; Power Drift = 0.14 dB

Peak SAR (extrapolated) = 1.48 W/kg

SAR(1 g) = 0.410 W/kg; SAR(10 g) = 0.108 W/kg

Maximum value of SAR (measured) = 0.575 W/kg

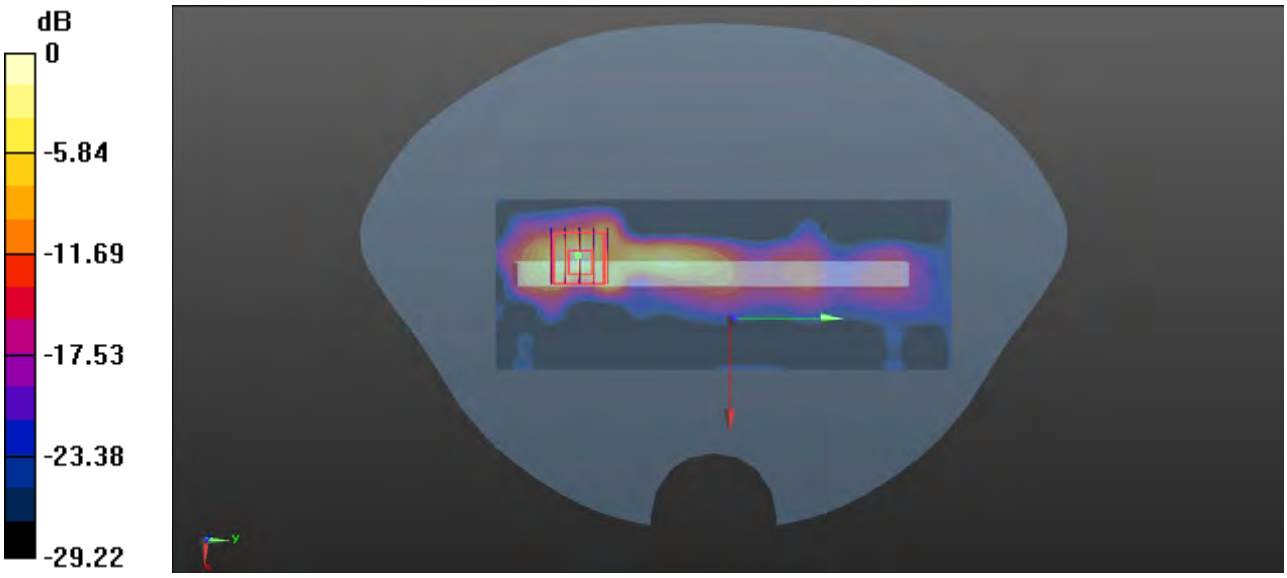

0 dB = 0.575 W/kg

Meas.91 Left Head with Cheek on 656000 Channel in NR Band77 mode with Antenna 4

Date: 2024.11.21

Communication System Band: N77; Frequency: 3840 MHz;Duty Cycle: 1:1

Medium parameters used (interpolated): f = 3840 MHz; σ = 3.255 S/m; ε_r = 37.707; ρ = 1000 kg/m^3

Phantom section: Left Section

Ambient Temperature:22.2℃ Liquid Temperature:21.5℃

DASY5 Configuration:

- Probe: EX3DV4 - SN7510; ConvF(6.85, 6.85, 6.85); Calibrated: 2024.06.25;
- Sensor-Surface: 4mm (Mechanical Surface Detection)
- Electronics: DAE4 Sn1710; Calibrated: 2024.01.03
- Phantom: SAM1; Type: QD000P40CD; Serial: TP:1576
- Measurement SW: DASY52, Version 52.8 (8); SEMCAD X Version 14.6.10 (7331)

Ch656000/Area Scan (81x161x1): Interpolated grid: dx=1.200 mm, dy=1.200 mm

Maximum value of SAR (interpolated) = 0.200 W/kg

Ch656000/Zoom Scan (5x5x7)/Cube 0: Measurement grid: dx=6mm, dy=6mm, dz=4mm

Reference Value = 0.6100 V/m; Power Drift = 0.02 dB

Peak SAR (extrapolated) = 0.869 W/kg

SAR(1 g) = 0.122 W/kg; SAR(10 g) = 0.041 W/kg

Maximum value of SAR (measured) = 0.162 W/kg

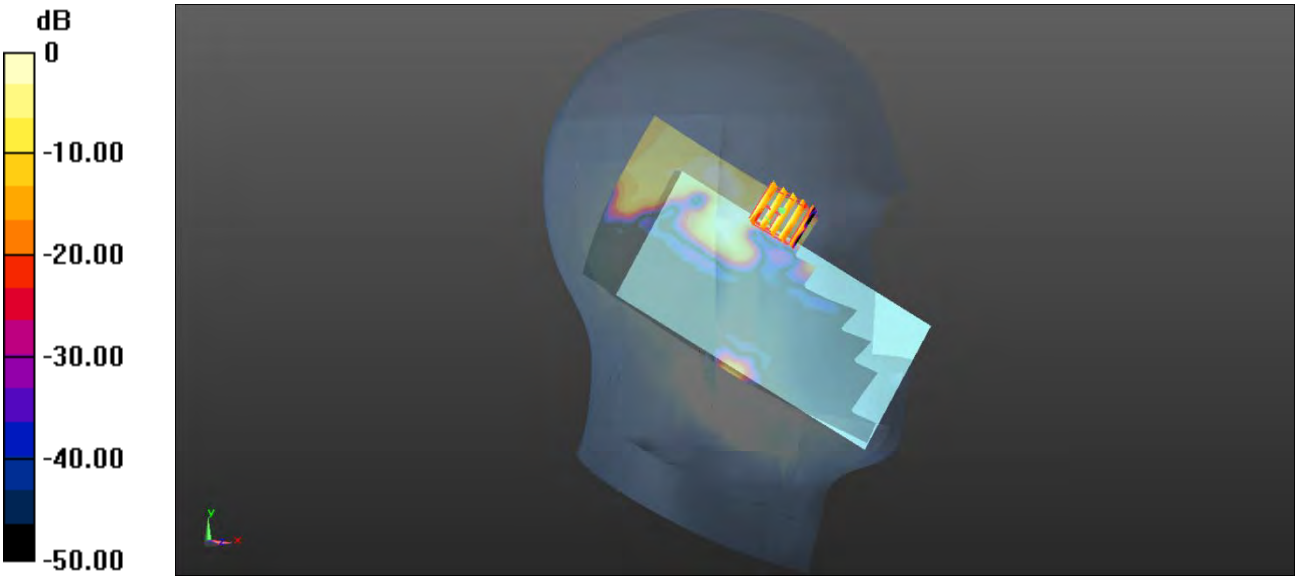

0 dB = 0.162 W/kg

Meas.92 Body Plane with Left Edge 10mm on 662000 Channel in NR Band77 mode with Antenna 4

Date: 2024.11.21

Communication System Band: N77; Frequency: 3930 MHz;Duty Cycle: 1:1

Medium parameters used: f = 3930 MHz; σ = 3.3 S/m; ε_r = 36.573; ρ = 1000 kg/m^3

Phantom section: Flat Section

Ambient Temperature:22.2℃ Liquid Temperature:21.5℃

DASY5 Configuration:

- Probe: EX3DV4 - SN7510; ConvF(6.85, 6.85, 6.85); Calibrated: 2024.06.25;
- Sensor-Surface: 4mm (Mechanical Surface Detection)
- Electronics: DAE4 Sn1710; Calibrated: 2024.01.03
- Phantom: SAM1; Type: QD000P40CD; Serial: TP:1576
- Measurement SW: DASY52, Version 52.8 (8); SEMCAD X Version 14.6.10 (7331)

Ch662000/Area Scan (61x161x1): Interpolated grid: dx=1.200 mm, dy=1.200 mm

Maximum value of SAR (interpolated) = 0.474 W/kg

Ch662000/Zoom Scan (5x5x7)/Cube 0: Measurement grid: dx=6mm, dy=6mm, dz=4mm

Reference Value = 4.751 V/m; Power Drift = 0.07 dB

Peak SAR (extrapolated) = 1.00 W/kg

SAR(1 g) = 0.411 W/kg; SAR(10 g) = 0.169 W/kg

Maximum value of SAR (measured) = 0.457 W/kg

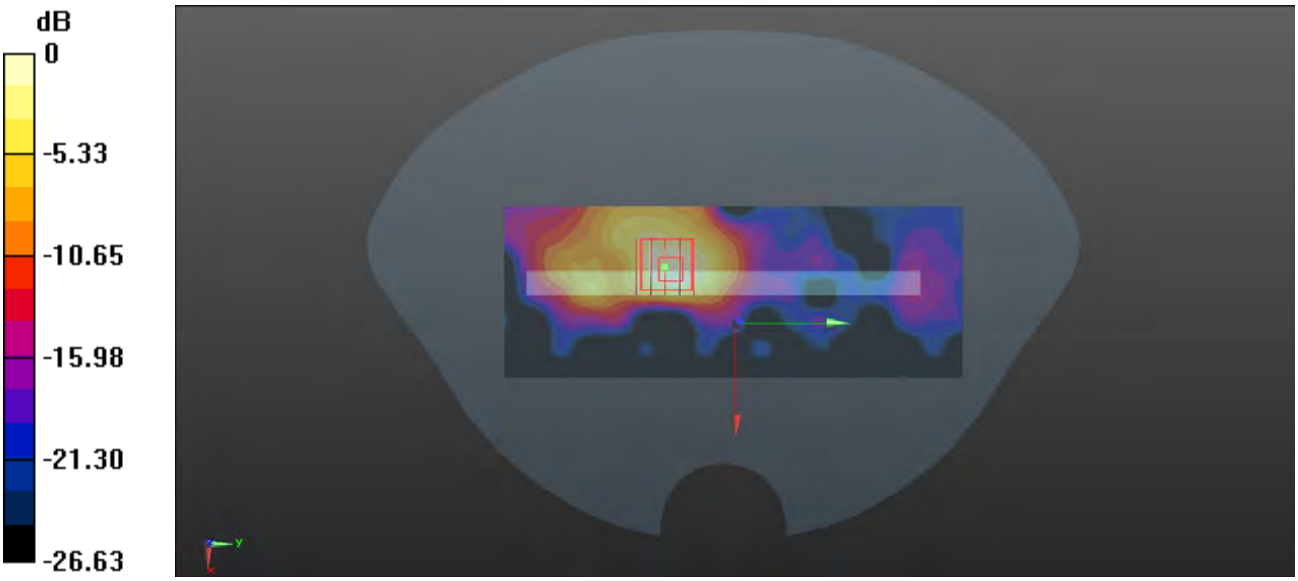

0 dB = 0.457 W/kg

Meas.93 Body Plane with Left Edge 0mm on 662000 Channel in NR Band77 mode with Antenna 4

Date: 2024.11.21

Communication System Band: N77; Frequency: 3930 MHz;Duty Cycle: 1:1

Medium parameters used: f = 3930 MHz; σ = 3.3 S/m; ε_r = 36.573; ρ = 1000 kg/m^3

Phantom section: Flat Section

Ambient Temperature:22.2℃ Liquid Temperature:21.5℃

DASY5 Configuration:

- Probe: EX3DV4 - SN7510; ConvF(6.85, 6.85, 6.85); Calibrated: 2024.06.25;
- Sensor-Surface: 4mm (Mechanical Surface Detection)
- Electronics: DAE4 Sn1710; Calibrated: 2024.01.03
- Phantom: SAM1; Type: QD000P40CD; Serial: TP:1576
- Measurement SW: DASY52, Version 52.8 (8); SEMCAD X Version 14.6.10 (7331)

Ch662000/Area Scan (61x161x1): Interpolated grid: dx=1.200 mm, dy=1.200 mm

Maximum value of SAR (interpolated) = 3.56 W/kg

Ch662000/Zoom Scan (5x5x7)/Cube 0: Measurement grid: dx=6mm, dy=6mm, dz=4mm

Reference Value = 4.984 V/m; Power Drift = 0.07 dB

Peak SAR (extrapolated) = 13.7 W/kg

SAR(1 g) = 3.34 W/kg; SAR(10 g) = 1.13 W/kg

Maximum value of SAR (measured) = 3.94 W/kg

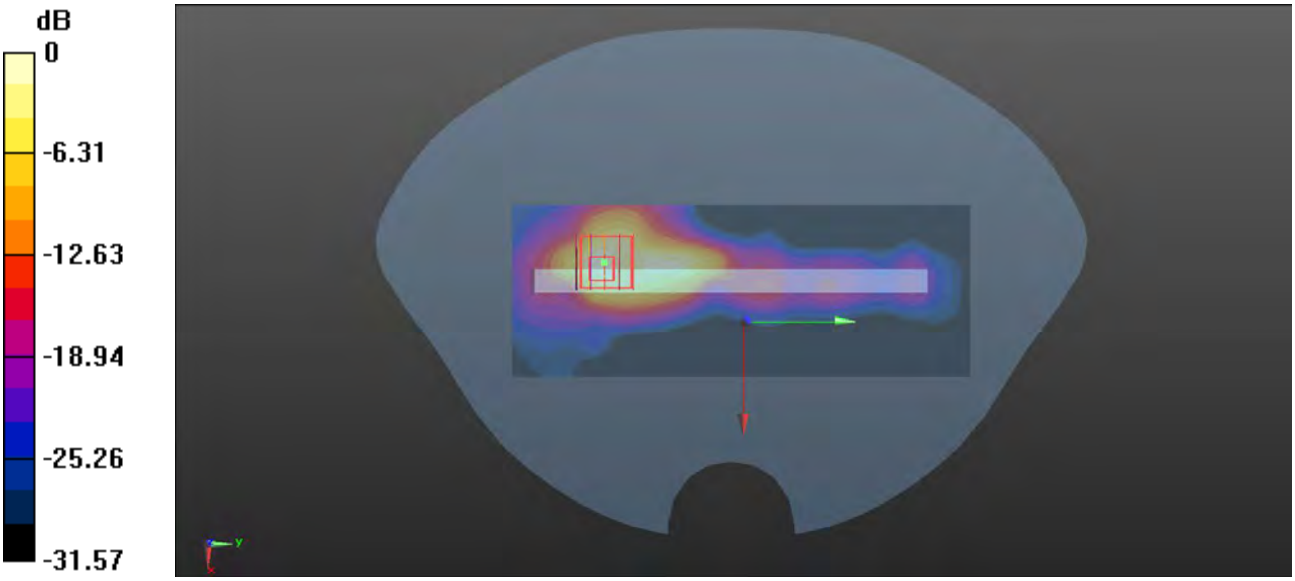

0 dB = 3.94 W/kg

Meas.94 Left Head with Cheek on 633334 Channel in NR Band78 mode with Antenna 4

Date: 2024.11.23

Communication System Band: N78; Frequency: 3500.01 MHz;Duty Cycle: 1:1

Medium parameters used (interpolated): f = 3500.01 MHz; σ = 2.961 S/m; ε_r = 37.705; ρ = 1000 kg/m^3

Phantom section: Left Section

Ambient Temperature:22.4℃ Liquid Temperature:21.2℃

DASY5 Configuration:

- Probe: EX3DV4 - SN7510; ConvF(7.11, 7.11, 7.11); Calibrated: 2024.06.25;
- Sensor-Surface: 4mm (Mechanical Surface Detection)
- Electronics: DAE4 Sn1710; Calibrated: 2024.01.03
- Phantom: SAM1; Type: QD000P40CD; Serial: TP:1576
- Measurement SW: DASY52, Version 52.8 (8); SEMCAD X Version 14.6.10 (7331)

Ch633334/Area Scan (81x161x1): Interpolated grid: dx=1.200 mm, dy=1.200 mm

Maximum value of SAR (interpolated) = 0.105 W/kg

Ch633334/Zoom Scan (5x5x7)/Cube 0: Measurement grid: dx=6mm, dy=6mm, dz=4mm

Reference Value = 0.5130 V/m; Power Drift = 0.02 dB

Peak SAR (extrapolated) = 0.0990 W/kg

SAR(1 g) = 0.038 W/kg; SAR(10 g) = 0.012 W/kg

Maximum value of SAR (measured) = 0.0444 W/kg

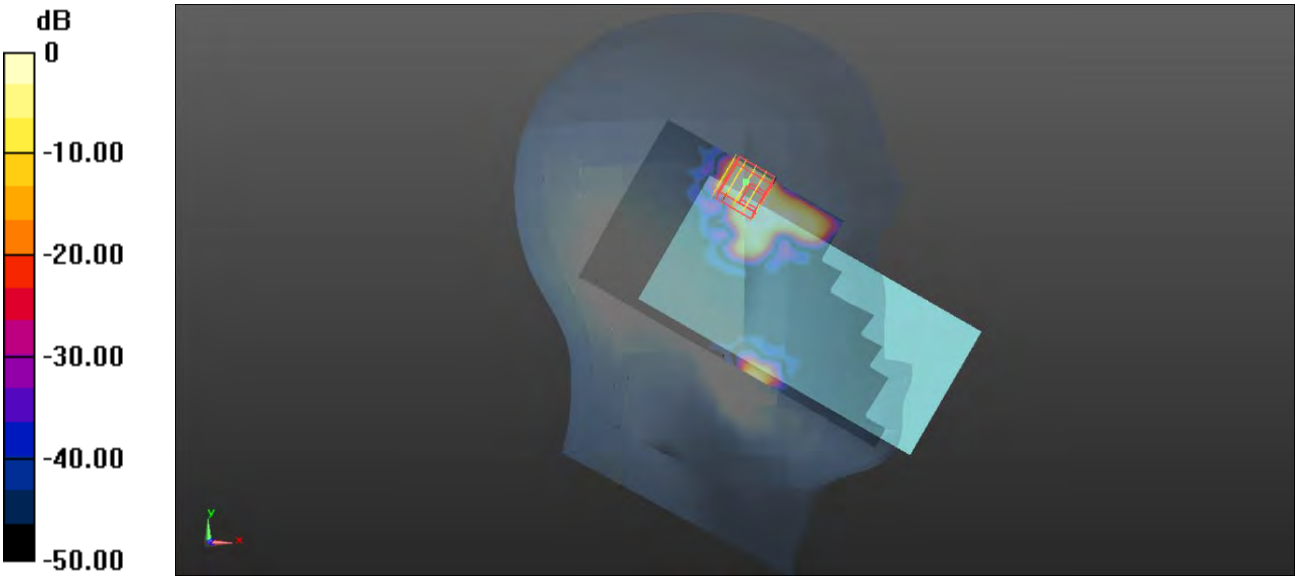

0 dB = 0.0444 W/kg

Meas.95 Body Plane with Left Edge 10mm on 633334 Channel in NR Band78 mode with Antenna 4

Date: 2024.11.23

Communication System Band: N78; Frequency: 3500.01 MHz;Duty Cycle: 1:1

Medium parameters used (interpolated): f = 3500.01 MHz; σ = 2.961 S/m; ε_r = 37.705; ρ = 1000 kg/m^3

Phantom section: Flat Section

Ambient Temperature:22.4℃ Liquid Temperature:21.2℃

DASY5 Configuration:

- Probe: EX3DV4 - SN7510; ConvF(7.11, 7.11, 7.11); Calibrated: 2024.06.25;
- Sensor-Surface: 4mm (Mechanical Surface Detection)
- Electronics: DAE4 Sn1710; Calibrated: 2024.01.03
- Phantom: SAM1; Type: QD000P40CD; Serial: TP:1576
- Measurement SW: DASY52, Version 52.8 (8); SEMCAD X Version 14.6.10 (7331)

Ch633334/Area Scan (61x161x1): Interpolated grid: dx=1.200 mm, dy=1.200 mm

Maximum value of SAR (interpolated) = 0.0689 W/kg

Ch633334/Zoom Scan (5x5x7)/Cube 0: Measurement grid: dx=6mm, dy=6mm, dz=4mm

Reference Value = 2.703 V/m; Power Drift = 0.03 dB

Peak SAR (extrapolated) = 0.0520 W/kg

SAR(1 g) = 0.025 W/kg; SAR(10 g) = 0.0099 W/kg

Maximum value of SAR (measured) = 0.0288 W/kg



0 dB = 0.0288 W/kg

Meas.96 Body Plane with Left Edge 0mm on 633334 Channel in NR Band78 mode with Antenna 4

Date: 2024.11.23

Communication System Band: N78; Frequency: 3500.01 MHz;Duty Cycle: 1:1

Medium parameters used (interpolated): f = 3500.01 MHz; σ = 2.961 S/m; ε_r = 37.705; ρ = 1000 kg/m^3

Phantom section: Flat Section

Ambient Temperature:22.4℃ Liquid Temperature:21.2℃

DASY5 Configuration:

- Probe: EX3DV4 - SN7510; ConvF(7.11, 7.11, 7.11); Calibrated: 2024.06.25;
- Sensor-Surface: 4mm (Mechanical Surface Detection)
- Electronics: DAE4 Sn1710; Calibrated: 2024.01.03
- Phantom: SAM1; Type: QD000P40CD; Serial: TP:1576
- Measurement SW: DASY52, Version 52.8 (8); SEMCAD X Version 14.6.10 (7331)

Ch633334/Area Scan (61x161x1): Interpolated grid: dx=1.200 mm, dy=1.200 mm

Maximum value of SAR (interpolated) = 0.379 W/kg

Ch633334/Zoom Scan (5x5x7)/Cube 0: Measurement grid: dx=6mm, dy=6mm, dz=4mm

Reference Value = 3.655 V/m; Power Drift = 0.07 dB

Peak SAR (extrapolated) = 1.32 W/kg

SAR(1 g) = 0.370 W/kg; SAR(10 g) = 0.095 W/kg

Maximum value of SAR (measured) = 0.454 W/kg

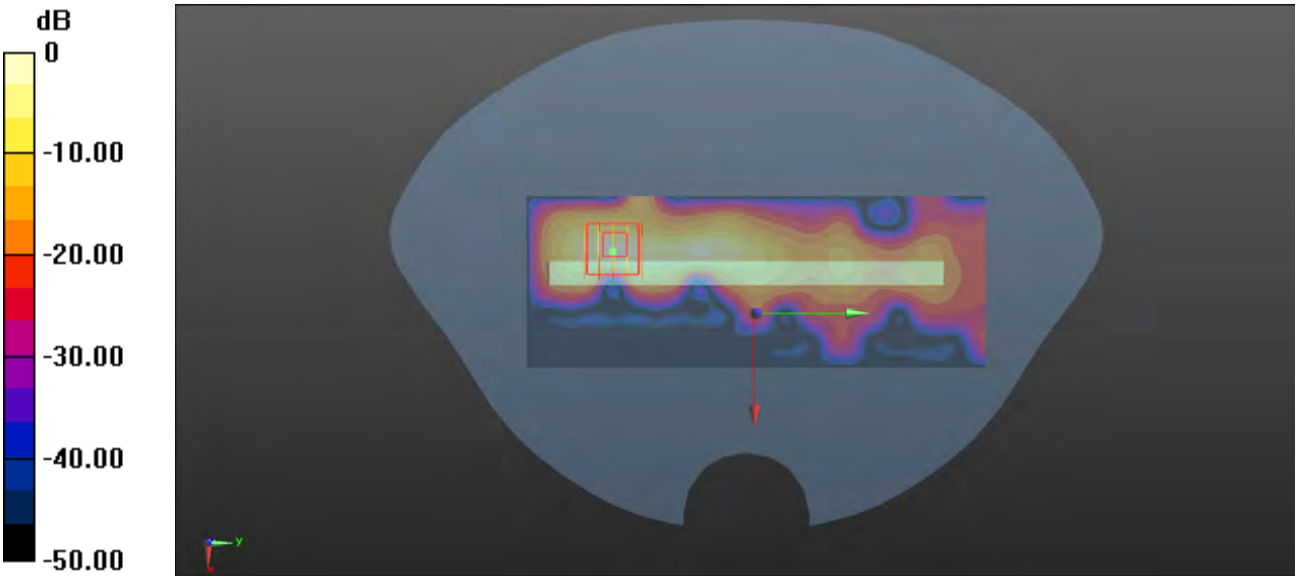

0 dB = 0.454 W/kg

Meas.97 Left Head with Cheek on 650000 Channel in NR Band78 mode with Antenna 4

Date: 2024.11.22

Communication System Band: N78; Frequency: 3750 MHz;Duty Cycle: 1:1

Medium parameters used: f = 3750 MHz; σ = 3.225 S/m; ε_r = 37.496; ρ = 1000 kg/m^3

Phantom section: Left Section

Ambient Temperature:22.2℃ Liquid Temperature:21.3℃

DASY5 Configuration:

- Probe: EX3DV4 - SN7510; ConvF(6.94, 6.94, 6.94); Calibrated: 2024.06.25;
- Sensor-Surface: 4mm (Mechanical Surface Detection)
- Electronics: DAE4 Sn1710; Calibrated: 2024.01.03
- Phantom: SAM1; Type: QD000P40CD; Serial: TP:1576
- Measurement SW: DASY52, Version 52.8 (8); SEMCAD X Version 14.6.10 (7331)

Ch650000/Area Scan (91x161x1): Interpolated grid: dx=1.200 mm, dy=1.200 mm

Maximum value of SAR (interpolated) = 0.280 W/kg

Ch650000/Zoom Scan (5x5x7)/Cube 0: Measurement grid: dx=6mm, dy=6mm, dz=4mm

Reference Value = 1.874 V/m; Power Drift = 0.03 dB

Peak SAR (extrapolated) = 0.758 W/kg

SAR(1 g) = 0.213 W/kg; SAR(10 g) = 0.060 W/kg

Maximum value of SAR (measured) = 0.267 W/kg



0 dB = 0.267 W/kg

Meas.98 Body Plane with Left Edge 10mm on 650000 Channel in NR Band78 mode with Antenna 4

Date: 2024.11.22

Communication System Band: N78; Frequency: 3750 MHz;Duty Cycle: 1:1

Medium parameters used: f = 3750 MHz; σ = 3.225 S/m; ε_r = 37.496; ρ = 1000 kg/m^3

Phantom section: Flat Section

Ambient Temperature:22.2℃ Liquid Temperature:21.3℃

DASY5 Configuration:

- Probe: EX3DV4 - SN7510; ConvF(6.94, 6.94, 6.94); Calibrated: 2024.06.25;
- Sensor-Surface: 4mm (Mechanical Surface Detection)
- Electronics: DAE4 Sn1710; Calibrated: 2024.01.03
- Phantom: SAM1; Type: QD000P40CD; Serial: TP:1576
- Measurement SW: DASY52, Version 52.8 (8); SEMCAD X Version 14.6.10 (7331)

Ch650000/Area Scan (61x161x1): Interpolated grid: dx=1.200 mm, dy=1.200 mm

Maximum value of SAR (interpolated) = 0.484 W/kg

Ch650000/Zoom Scan (5x5x7)/Cube 0: Measurement grid: dx=6mm, dy=6mm, dz=4mm

Reference Value = 5.673 V/m; Power Drift = 0.07 dB

Peak SAR (extrapolated) = 1.07 W/kg

SAR(1 g) = 0.443 W/kg; SAR(10 g) = 0.181 W/kg

Maximum value of SAR (measured) = 0.496 W/kg

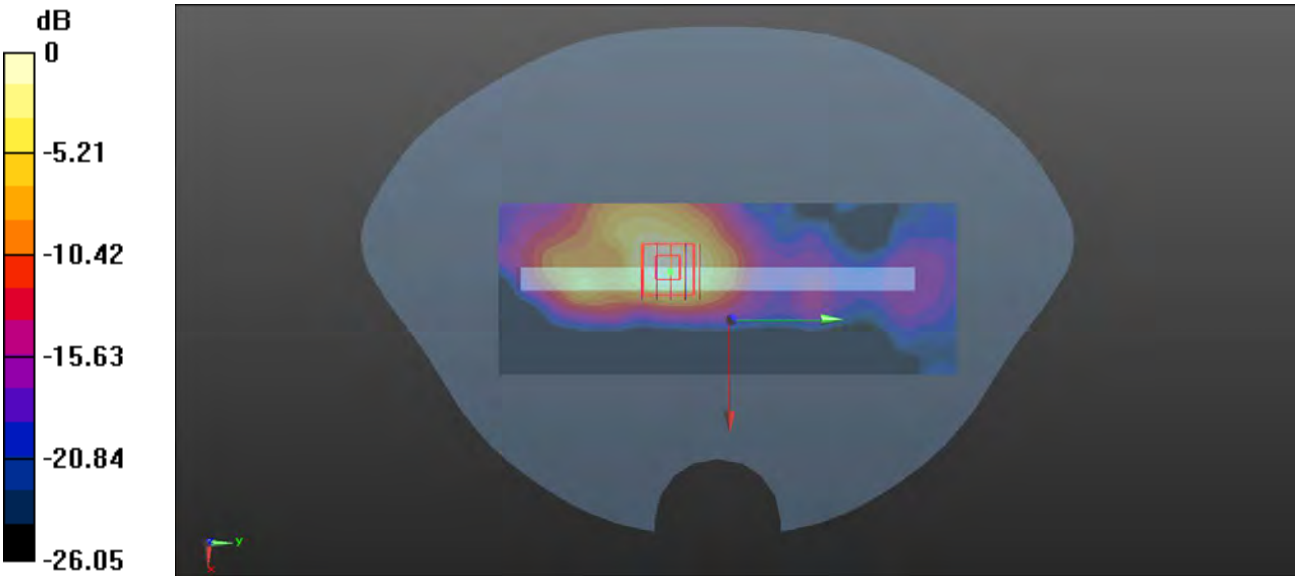

0 dB = 0.496 W/kg

Meas.99 Body Plane with Left Edge 0mm on 650000 Channel in NR Band78 mode with Antenna 4

Date: 2024.11.22

Communication System Band: N78; Frequency: 3750 MHz;Duty Cycle: 1:1

Medium parameters used: f = 3750 MHz; σ = 3.225 S/m; ε_r = 37.496; ρ = 1000 kg/m^3

Phantom section: Flat Section

Ambient Temperature:22.2℃ Liquid Temperature:21.3℃

DASY5 Configuration:

- Probe: EX3DV4 - SN7510; ConvF(6.94, 6.94, 6.94); Calibrated: 2024.06.25;
- Sensor-Surface: 4mm (Mechanical Surface Detection)
- Electronics: DAE4 Sn1710; Calibrated: 2024.01.03
- Phantom: SAM1; Type: QD000P40CD; Serial: TP:1576
- Measurement SW: DASY52, Version 52.8 (8); SEMCAD X Version 14.6.10 (7331)

Ch650000/Area Scan (61x161x1): Interpolated grid: dx=1.200 mm, dy=1.200 mm

Maximum value of SAR (interpolated) = 5.04 W/kg

Ch650000/Zoom Scan (5x5x7)/Cube 0: Measurement grid: dx=6mm, dy=6mm, dz=4mm

Reference Value = 4.315 V/m; Power Drift = 0.01 dB

Peak SAR (extrapolated) = 15.9 W/kg

SAR(1 g) = 4.07 W/kg; SAR(10 g) = 1.35 W/kg

Maximum value of SAR (measured) = 4.68 W/kg

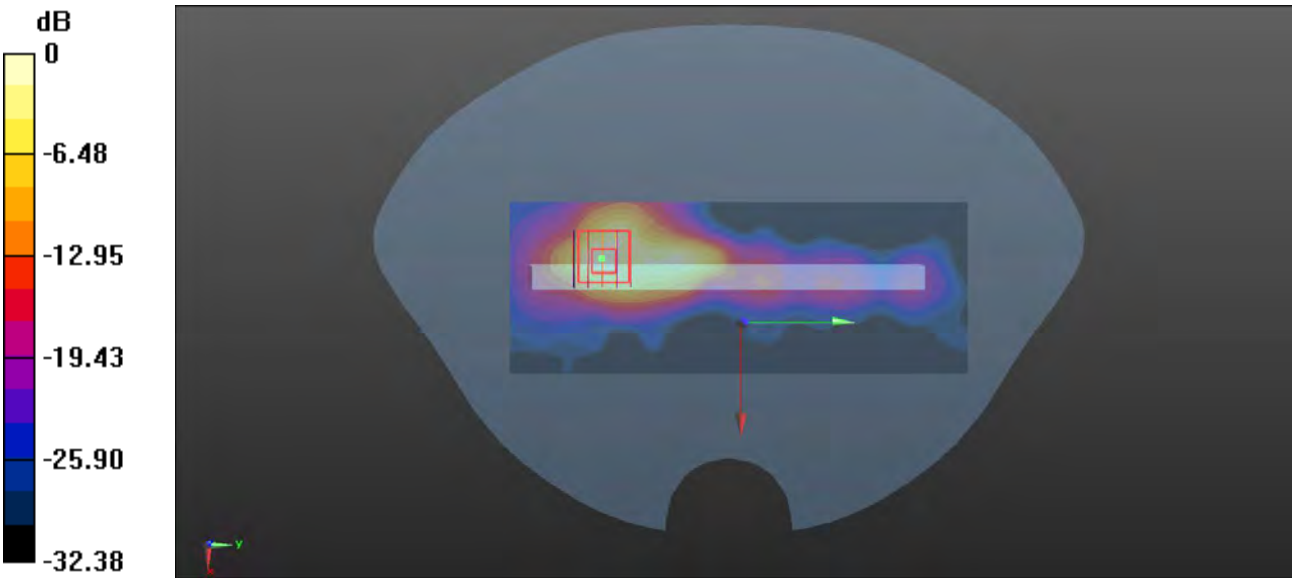

0 dB = 4.68 W/kg

Meas.100 Right Head with Cheek on 11 Channel in IEEE802.11b mode with Antenna 2

Date: 2024.10.17

Communication System Band: 2.4G; Frequency: 2462 MHz;Duty Cycle: 1:1.026

Medium parameters used (interpolated): f = 2462 MHz; σ = 1.821 S/m; ε_r = 38.425; ρ = 1000 kg/m^3

Phantom section: Right Section

Ambient Temperature:22.3℃ Liquid Temperature:21.1℃

DASY5 Configuration:

- Probe: EX3DV4 - SN7893; ConvF(6.98, 7.22, 7.40); Calibrated: 2024.09.05;
- Sensor-Surface: 4mm (Mechanical Surface Detection)
- Electronics: DAE4 Sn1710; Calibrated: 2024.01.03
- Phantom: SAM1; Type: QD000P40CD; Serial: TP:1576
- Measurement SW: DASY52, Version 52.8 (8); SEMCAD X Version 14.6.10 (7331)

Ch11/Area Scan (81x161x1): Interpolated grid: dx=1.200 mm, dy=1.200 mm

Maximum value of SAR (interpolated) = 0.374 W/kg

Ch11/Zoom Scan (7x7x7)/Cube 0: Measurement grid: dx=5mm, dy=5mm, dz=5mm

Reference Value = 6.552 V/m; Power Drift = -0.16 dB

Peak SAR (extrapolated) = 0.633 W/kg

SAR(1 g) = 0.319 W/kg; SAR(10 g) = 0.157 W/kg

Maximum value of SAR (measured) = 0.344 W/kg



0 dB = 0.344 W/kg

Meas.101 Body Plane with Back Side 10mm on 11 Channel in IEEE802.11b mode with Antenna 2

Date: 2024.10.18

Communication System Band: 2.4G; Frequency: 2462 MHz;Duty Cycle: 1:1.026

Medium parameters used (interpolated): f = 2462 MHz; σ = 1.805 S/m; ε_r = 38.625; ρ = 1000 kg/m^3

Phantom section: Flat Section

Ambient Temperature:22.2℃ Liquid Temperature:21.3℃

DASY5 Configuration:

- Probe: EX3DV4 - SN7893; ConvF(6.98, 7.22, 7.40); Calibrated: 2024.09.05;
- Sensor-Surface: 4mm (Mechanical Surface Detection)
- Electronics: DAE4 Sn1710; Calibrated: 2024.01.03
- Phantom: SAM1; Type: QD000P40CD; Serial: TP:1576
- Measurement SW: DASY52, Version 52.8 (8); SEMCAD X Version 14.6.10 (7331)

Ch11/Area Scan (81x161x1): Interpolated grid: dx=1.200 mm, dy=1.200 mm

Maximum value of SAR (interpolated) = 0.385 W/kg

Ch11/Zoom Scan (7x7x7)/Cube 0: Measurement grid: dx=5mm, dy=5mm, dz=5mm

Reference Value = 0.898 V/m; Power Drift = 0.12 dB

Peak SAR (extrapolated) = 0.543 W/kg

SAR(1 g) = 0.242 W/kg; SAR(10 g) = 0.117 W/kg

Maximum value of SAR (measured) = 0.382 W/kg

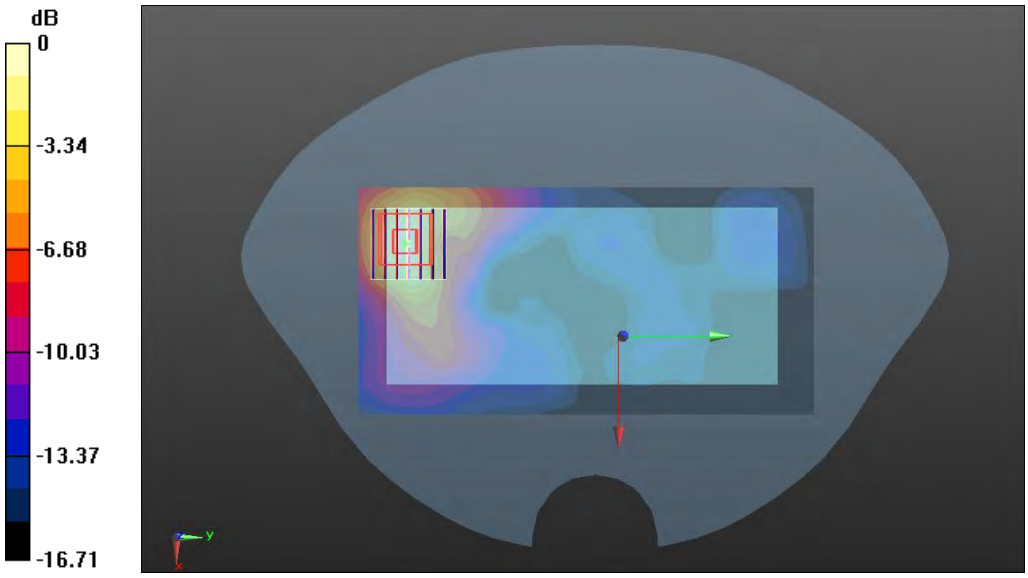

0 dB = 0.382 W/kg

Meas.102 Body Plane with Back Side 0mm on 11 Channel in IEEE802.11b mode with Antenna 2

Date: 2024.10.18

Communication System Band: 2.4G; Frequency: 2462 MHz;Duty Cycle: 1:1.026

Medium parameters used (interpolated): f = 2462 MHz; σ = 1.805 S/m; ε_r = 38.625; ρ = 1000 kg/m^3

Phantom section: Flat Section

Ambient Temperature:22.2℃ Liquid Temperature:21.3℃

DASY5 Configuration:

- Probe: EX3DV4 - SN7893; ConvF(6.98, 7.22, 7.40); Calibrated: 2024.09.05;
- Sensor-Surface: 4mm (Mechanical Surface Detection)
- Electronics: DAE4 Sn1710; Calibrated: 2024.01.03
- Phantom: SAM1; Type: QD000P40CD; Serial: TP:1576
- Measurement SW: DASY52, Version 52.8 (8); SEMCAD X Version 14.6.10 (7331)

Ch6/Area Scan (81x161x1): Interpolated grid: dx=1.200 mm, dy=1.200 mm

Maximum value of SAR (interpolated) = 3.83 W/kg

Ch6/Zoom Scan (7x7x7)/Cube 0: Measurement grid: dx=5mm, dy=5mm, dz=5mm

Reference Value = 0.903 V/m; Power Drift = 0.15 dB

Peak SAR (extrapolated) = 9.6 W/kg

SAR(1 g) = 2.71 W/kg; SAR(10 g) = 0.920 W/kg

Maximum value of SAR (measured) = 3.61 W/kg

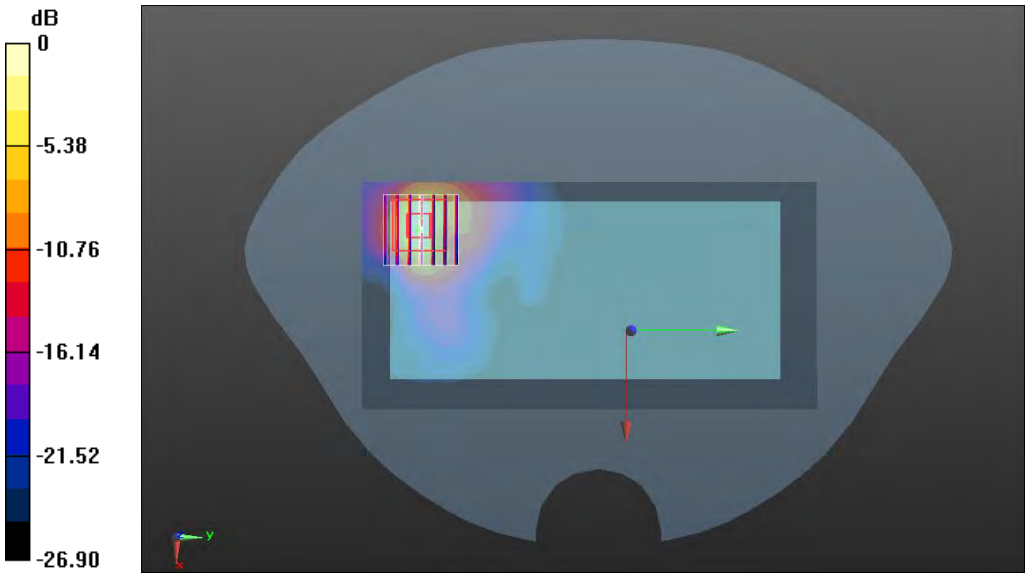

0 dB = 3.61 W/kg

Meas.103 Left Head with Cheek on 64 Channel in IEEE802.11a mode with Antenna 2

Date: 2024.11.03

Communication System Band: 5.3G; Frequency: 5320 MHz;Duty Cycle: 1:1.009

Medium parameters used (interpolated): f = 5320 MHz; σ = 4.811 S/m; ε_r = 35.723; ρ = 1000 kg/m^3

Phantom section: Left Section

Ambient Temperature:22.3℃ Liquid Temperature:21.4℃

DASY5 Configuration:

- Probe: EX3DV4 - SN7893; ConvF(5.44, 5.62, 5.76); Calibrated: 2024.09.05;
- Sensor-Surface: 2mm (Mechanical Surface Detection)
- Electronics: DAE4 Sn1710; Calibrated: 2024.01.03
- Phantom: SAM1; Type: QD000P40CD; Serial: TP:1576
- Measurement SW: DASY52, Version 52.8 (8); SEMCAD X Version 14.6.10 (7331)

Ch64/Area Scan (101x191x1): Interpolated grid: dx=1.000 mm, dy=1.000 mm

Maximum value of SAR (interpolated) = 0.471 W/kg

Ch64/Zoom Scan (7x7x12)/Cube 0: Measurement grid: dx=4mm, dy=4mm, dz=2mm

Reference Value = 6.115 V/m; Power Drift = -0.12 dB

Peak SAR (extrapolated) = 0.721 W/kg

SAR(1 g) = 0.247 W/kg; SAR(10 g) = 0.109 W/kg

Maximum value of SAR (measured) = 0.429 W/kg



0 dB = 0.429 W/kg

Meas.104 Left Head with Tilt on 100 Channel in IEEE802.11a mode with Antenna 2

Date: 2024.11.04

Communication System Band: 5.6G; Frequency: 5500 MHz;Duty Cycle: 1:1.009

Medium parameters used: f = 5500 MHz; σ = 4.914 S/m; ε_r = 36.546; ρ = 1000 kg/m^3

Phantom section: Left Section

Ambient Temperature:22.1℃ Liquid Temperature:21.0℃

DASY5 Configuration:

- Probe: EX3DV4 - SN7893; ConvF(4.91, 5.08, 5.2); Calibrated: 2024.09.05;
- Sensor-Surface: 2mm (Mechanical Surface Detection)
- Electronics: DAE4 Sn1710; Calibrated: 2024.01.03
- Phantom: SAM1; Type: QD000P40CD; Serial: TP:1576
- Measurement SW: DASY52, Version 52.8 (8); SEMCAD X Version 14.6.10 (7331)

Ch100/Area Scan (101x191x1): Interpolated grid: dx=1.000 mm, dy=1.000 mm

Maximum value of SAR (interpolated) = 0.820 W/kg

Ch100/Zoom Scan (7x7x12)/Cube 0: Measurement grid: dx=4mm, dy=4mm, dz=2mm

Reference Value = 4.480 V/m; Power Drift = 0.03 dB

Peak SAR (extrapolated) = 1.23 W/kg

SAR(1 g) = 0.358 W/kg; SAR(10 g) = 0.122 W/kg

Maximum value of SAR (measured) = 0.701 W/kg



0 dB = 0.701 W/kg

Meas.105 Left Head with Tilt on 165 Channel in IEEE802.11a mode with Antenna 2

Date: 2024.11.05

Communication System Band: 5.8G; Frequency: 5825 MHz;Duty Cycle: 1:1.009

Medium parameters used (interpolated): f = 5825 MHz; σ = 5.224 S/m; ε_r = 34.153; ρ = 1000 kg/m^3

Phantom section: Left Section

Ambient Temperature:22.3℃ Liquid Temperature:21.6℃

DASY5 Configuration:

- Probe: EX3DV4 - SN7893; ConvF(4.98, 5.15, 5.27); Calibrated: 2024.09.05;
- Sensor-Surface: 2mm (Mechanical Surface Detection)
- Electronics: DAE4 Sn1710; Calibrated: 2024.01.03
- Phantom: SAM1; Type: QD000P40CD; Serial: TP:1576
- Measurement SW: DASY52, Version 52.8 (8); SEMCAD X Version 14.6.10 (7331)

Ch165/Area Scan (101x191x1): Interpolated grid: dx=1.000 mm, dy=1.000 mm

Maximum value of SAR (interpolated) = 0.621 W/kg

Ch165/Zoom Scan (7x7x12)/Cube 0: Measurement grid: dx=4mm, dy=4mm, dz=2mm

Reference Value = 4.372 V/m; Power Drift = 0.09 dB

Peak SAR (extrapolated) = 1.14 W/kg

SAR(1 g) = 0.306 W/kg; SAR(10 g) = 0.110 W/kg

Maximum value of SAR (measured) = 0.574 W/kg

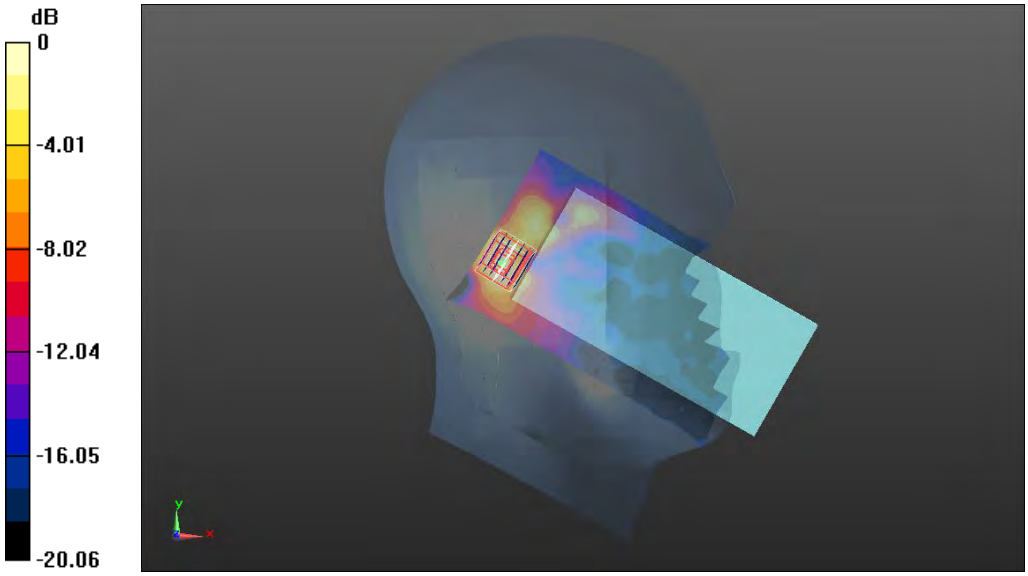

0 dB = 0.574 W/kg

Meas.106 Body Plane with Back Side 10mm on 64 Channel in IEEE802.11a mode with Antenna 2

Date: 2024.11.03

Communication System Band: 5.3G; Frequency: 5320 MHz;Duty Cycle: 1:1.009

Medium parameters used (interpolated): f = 5320 MHz; σ = 4.811 S/m; ε_r = 35.723; ρ = 1000 kg/m^3

Phantom section: Flat Section

Ambient Temperature:22.3℃ Liquid Temperature:21.4℃

DASY5 Configuration:

- Probe: EX3DV4 - SN7893; ConvF(5.44, 5.62, 5.76); Calibrated: 2024.09.05;
- Sensor-Surface: 2mm (Mechanical Surface Detection)
- Electronics: DAE4 Sn1710; Calibrated: 2024.01.03
- Phantom: SAM1; Type: QD000P40CD; Serial: TP:1576
- Measurement SW: DASY52, Version 52.8 (8); SEMCAD X Version 14.6.10 (7331)

Ch64/Area Scan (101x191x1): Interpolated grid: dx=1.000 mm, dy=1.000 mm

Maximum value of SAR (interpolated) = 0.700 W/kg

Ch64/Zoom Scan (7x7x12)/Cube 0: Measurement grid: dx=4mm, dy=4mm, dz=2mm

Reference Value = 0.358 V/m; Power Drift = 0.01 dB

Peak SAR (extrapolated) = 1.06 W/kg

SAR(1 g) = 0.286 W/kg; SAR(10 g) = 0.118 W/kg

Maximum value of SAR (measured) = 0.631 W/kg

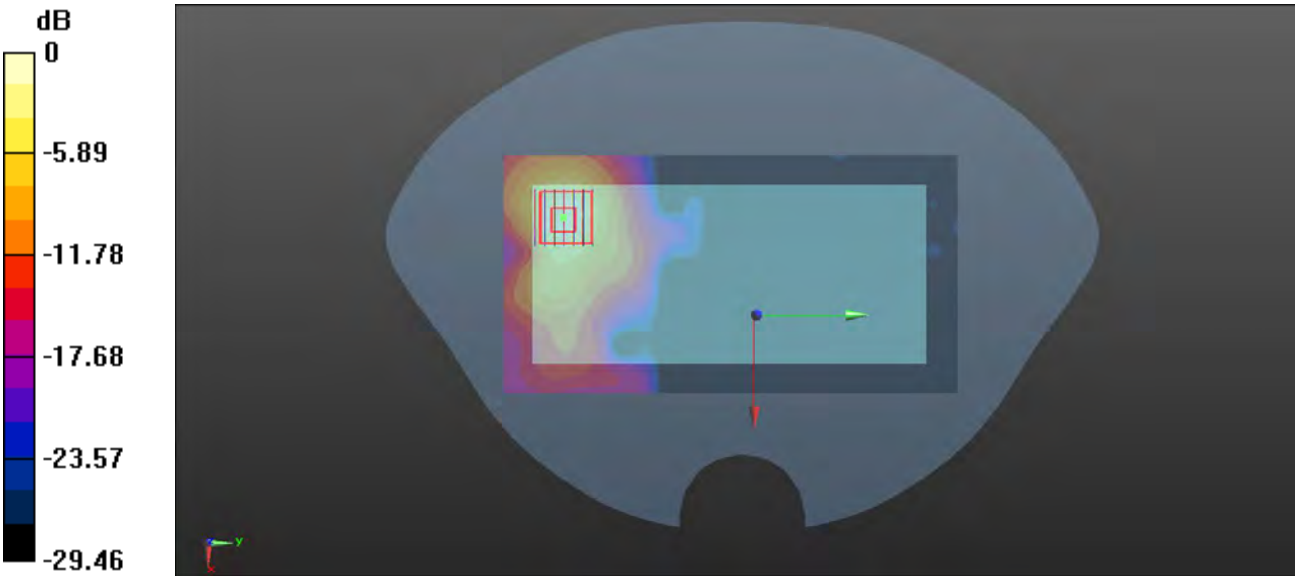

0 dB = 0.631 W/kg

Meas.107 Body Plane with Back Side 10mm on 100 Channel in IEEE802.11a mode with Antenna 2

Date: 2024.11.04

Communication System Band: 5.6G; Frequency: 5500 MHz;Duty Cycle: 1:1.009

Medium parameters used: f = 5500 MHz; σ = 4.914 S/m; ε_r = 36.546; ρ = 1000 kg/m^3

Phantom section: Flat Section

Ambient Temperature:22.1℃ Liquid Temperature:21.0℃

DASY5 Configuration:

- Probe: EX3DV4 - SN7893; ConvF(4.91, 5.08, 5.2); Calibrated: 2024.09.05;
- Sensor-Surface: 2mm (Mechanical Surface Detection)
- Electronics: DAE4 Sn1710; Calibrated: 2024.01.03
- Phantom: SAM1; Type: QD000P40CD; Serial: TP:1576
- Measurement SW: DASY52, Version 52.8 (8); SEMCAD X Version 14.6.10 (7331)

Ch100/Area Scan (101x191x1): Interpolated grid: dx=1.000 mm, dy=1.000 mm

Maximum value of SAR (interpolated) = 0.817 W/kg

Ch100/Zoom Scan (7x7x12)/Cube 0: Measurement grid: dx=4mm, dy=4mm, dz=2mm

Reference Value = 0.532 V/m; Power Drift = 0.10 dB

Peak SAR (extrapolated) = 1.52 W/kg

SAR(1 g) = 0.376 W/kg; SAR(10 g) = 0.118 W/kg

Maximum value of SAR (measured) = 0.759 W/kg

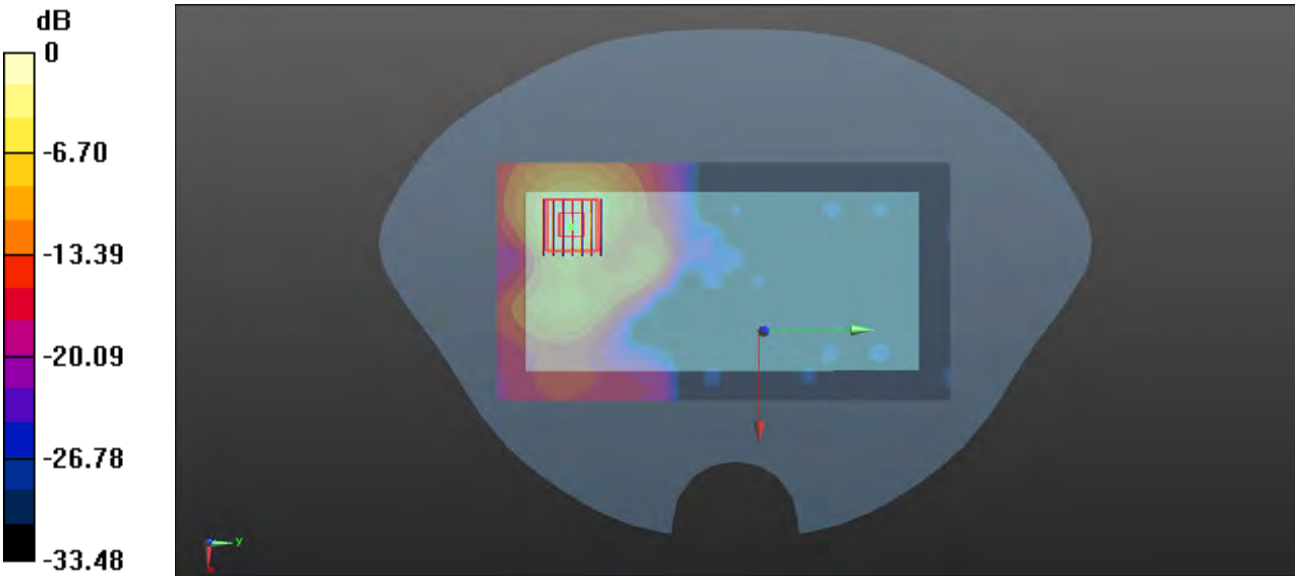

0 dB = 0.759 W/kg

Meas.108 Body Plane with Back Side 10mm on 157 Channel in IEEE802.11a mode with Antenna 3

Date: 2024.11.05

Communication System Band: 5.8G; Frequency: 5785 MHz;Duty Cycle: 1:1.009

Medium parameters used (interpolated): f = 5785 MHz; σ = 5.312 S/m; ε_r = 34.716; ρ = 1000 kg/m^3

Phantom section: Flat Section

Ambient Temperature:22.3℃ Liquid Temperature:21.6℃

DASY5 Configuration:

- Probe: EX3DV4 - SN7893; ConvF(4.98, 5.15, 5.27); Calibrated: 2024.09.05;
- Sensor-Surface: 2mm (Mechanical Surface Detection)
- Electronics: DAE4 Sn1710; Calibrated: 2024.01.03
- Phantom: SAM1; Type: QD000P40CD; Serial: TP:1576
- Measurement SW: DASY52, Version 52.8 (8); SEMCAD X Version 14.6.10 (7331)

Ch157/Area Scan (101x191x1): Interpolated grid: dx=1.000 mm, dy=1.000 mm

Maximum value of SAR (interpolated) = 0.873 W/kg

Ch157/Zoom Scan (7x7x12)/Cube 0: Measurement grid: dx=4mm, dy=4mm, dz=2mm

Reference Value = 0.570 V/m; Power Drift = -0.03 dB

Peak SAR (extrapolated) = 1.49 W/kg

SAR(1 g) = 0.405 W/kg; SAR(10 g) = 0.124 W/kg

Maximum value of SAR (measured) = 0.839 W/kg

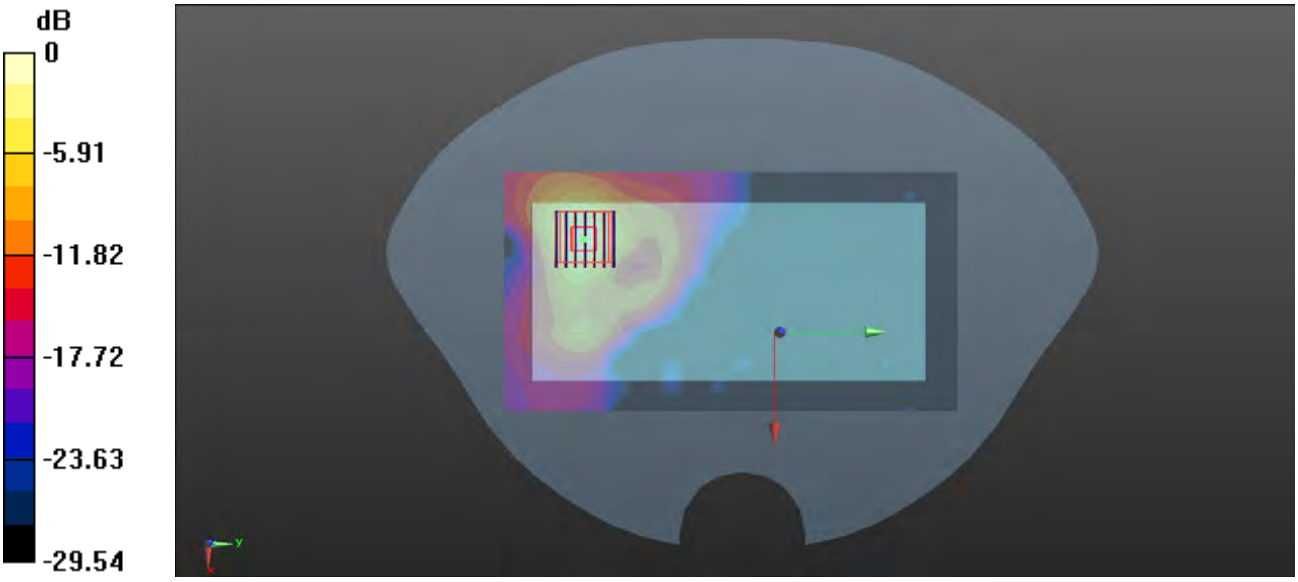

0 dB = 0.839 W/kg

Meas.109 Body Plane with Back Side 10mm on 48 Channel in IEEE802.11a mode with Antenna 2

Date: 2024.11.02

Communication System Band: 5.2G; Frequency: 5240 MHz;Duty Cycle: 1:1.009

Medium parameters used (interpolated): f = 5240 MHz; σ = 4.758 S/m; ε_r = 35.916; ρ = 1000 kg/m^3

Phantom section: Flat Section

Ambient Temperature:22.5℃ Liquid Temperature:21.6℃

DASY5 Configuration:

- Probe: EX3DV4 - SN7893; ConvF(5.44, 5.62, 5.76); Calibrated: 2024.09.05;
- Sensor-Surface: 2mm (Mechanical Surface Detection)
- Electronics: DAE4 Sn1710; Calibrated: 2024.01.03
- Phantom: SAM1; Type: QD000P40CD; Serial: TP:1576
- Measurement SW: DASY52, Version 52.8 (8); SEMCAD X Version 14.6.10 (7331)

Ch48/Area Scan (101x191x1): Interpolated grid: dx=1.000 mm, dy=1.000 mm

Maximum value of SAR (interpolated) = 0.652 W/kg

Ch48/Zoom Scan (7x7x12)/Cube 0: Measurement grid: dx=4mm, dy=4mm, dz=2mm

Reference Value = 0 V/m; Power Drift = 0.16 dB

Peak SAR (extrapolated) = 1.22 W/kg

SAR(1 g) = 0.358 W/kg; SAR(10 g) = 0.137 W/kg

Maximum value of SAR (measured) = 0.647 W/kg



0 dB = 0.647 W/kg

Meas.110 Body Plane with Top Edge 10mm on 165 Channel in IEEE802.11a mode with Antenna 2

Date: 2024.11.05

Communication System Band: 5.8G; Frequency: 5825 MHz;Duty Cycle: 1:1.009

Medium parameters used (interpolated): f = 5825 MHz; σ = 5.224 S/m; ε_r = 34.153; ρ = 1000 kg/m^3

Phantom section: Flat Section

Ambient Temperature:22.3℃ Liquid Temperature:21.6℃

DASY5 Configuration:

- Probe: EX3DV4 - SN7893; ConvF(4.98, 5.15, 5.27); Calibrated: 2024.09.05;
- Sensor-Surface: 2mm (Mechanical Surface Detection)
- Electronics: DAE4 Sn1710; Calibrated: 2024.01.03
- Phantom: SAM1; Type: QD000P40CD; Serial: TP:1576
- Measurement SW: DASY52, Version 52.8 (8); SEMCAD X Version 14.6.10 (7331)

Ch165/Area Scan (101x161x1): Interpolated grid: dx=1.000 mm, dy=1.000 mm

Maximum value of SAR (interpolated) = 0.851 W/kg

Ch165/Zoom Scan (7x7x12)/Cube 0: Measurement grid: dx=4mm, dy=4mm, dz=2mm

Reference Value = 4.030 V/m; Power Drift = 0.03 dB

Peak SAR (extrapolated) = 1.59 W/kg

SAR(1 g) = 0.431 W/kg; SAR(10 g) = 0.204 W/kg

Maximum value of SAR (measured) = 0.735 W/kg

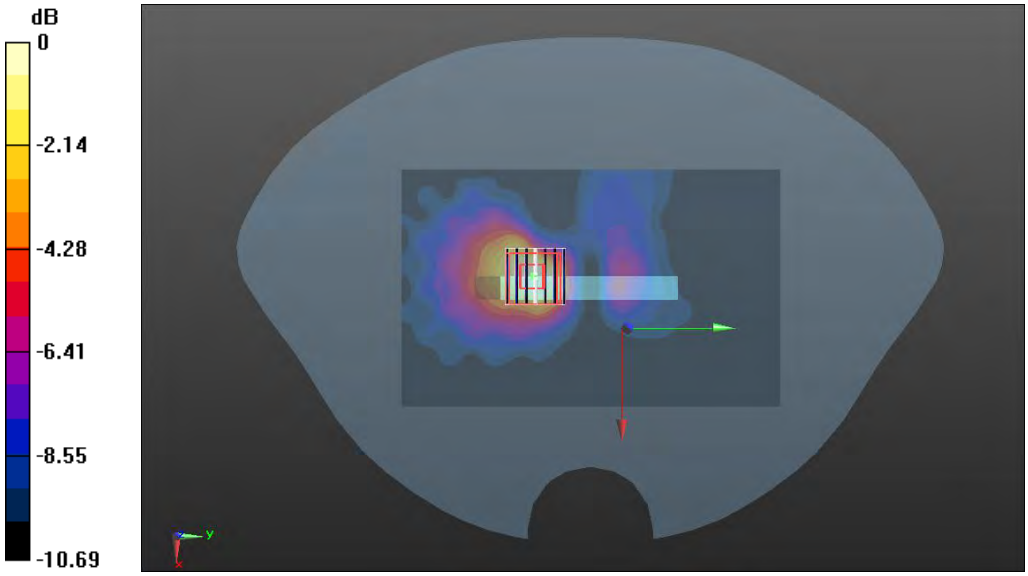

0 dB = 0.735 W/kg

Meas.111 Body Plane with Back Side 0mm on 64 Channel in IEEE802.11a mode with Antenna 2

Date: 2024.11.03

Communication System Band: 5.3G; Frequency: 5320 MHz;Duty Cycle: 1:1.009

Medium parameters used (interpolated): f = 5320 MHz; σ = 4.811 S/m; ε_r = 35.723; ρ = 1000 kg/m^3

Phantom section: Flat Section

Ambient Temperature:22.3℃ Liquid Temperature:21.4℃

DASY5 Configuration:

- Probe: EX3DV4 - SN7893; ConvF(5.44, 5.62, 5.76); Calibrated: 2024.09.05;
- Sensor-Surface: 2mm (Mechanical Surface Detection)
- Electronics: DAE4 Sn1710; Calibrated: 2024.01.03
- Phantom: SAM1; Type: QD000P40CD; Serial: TP:1576
- Measurement SW: DASY52, Version 52.8 (8); SEMCAD X Version 14.6.10 (7331)

Ch64/Area Scan (101x191x1): Interpolated grid: dx=1.000 mm, dy=1.000 mm

Maximum value of SAR (interpolated) = 7.85 W/kg

Ch64/Zoom Scan (7x7x12)/Cube 0: Measurement grid: dx=4mm, dy=4mm, dz=2mm

Reference Value = 0 V/m; Power Drift = 0.14 dB

Peak SAR (extrapolated) = 17.1 W/kg

SAR(1 g) = 3.17 W/kg; SAR(10 g) = 0.928 W/kg

Maximum value of SAR (measured) = 7.12 W/kg

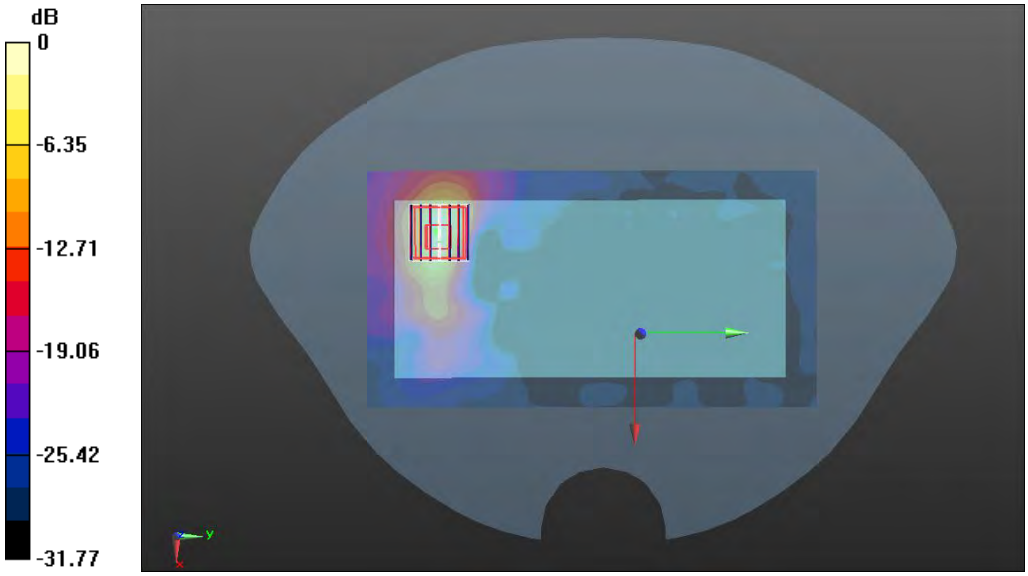

0 dB = 7.12 W/kg

Meas.112 Body Plane with Back Side 0mm on 100 Channel in IEEE802.11a mode with Antenna 2

Date: 2024.11.04

Communication System Band: 5.6G; Frequency: 5500 MHz;Duty Cycle: 1:1.009

Medium parameters used: f = 5500 MHz; σ = 4.914 S/m; ε_r = 36.546; ρ = 1000 kg/m^3

Phantom section: Flat Section

Ambient Temperature:22.1℃ Liquid Temperature:21.0℃

DASY5 Configuration:

- Probe: EX3DV4 - SN7893; ConvF(4.91, 5.08, 5.2); Calibrated: 2024.09.05;
- Sensor-Surface: 2mm (Mechanical Surface Detection)
- Electronics: DAE4 Sn1710; Calibrated: 2024.01.03
- Phantom: SAM1; Type: QD000P40CD; Serial: TP:1576
- Measurement SW: DASY52, Version 52.8 (8); SEMCAD X Version 14.6.10 (7331)

Ch100/Area Scan (101x191x1): Interpolated grid: dx=1.000 mm, dy=1.000 mm

Maximum value of SAR (interpolated) = 8.83 W/kg

Ch100/Zoom Scan (7x7x12)/Cube 0: Measurement grid: dx=4mm, dy=4mm, dz=2mm

Reference Value = 3.853 V/m; Power Drift = -0.12 dB

Peak SAR (extrapolated) = 25.5 W/kg

SAR(1 g) = 3.19 W/kg; SAR(10 g) = 0.901 W/kg

Maximum value of SAR (measured) = 10.6 W/kg

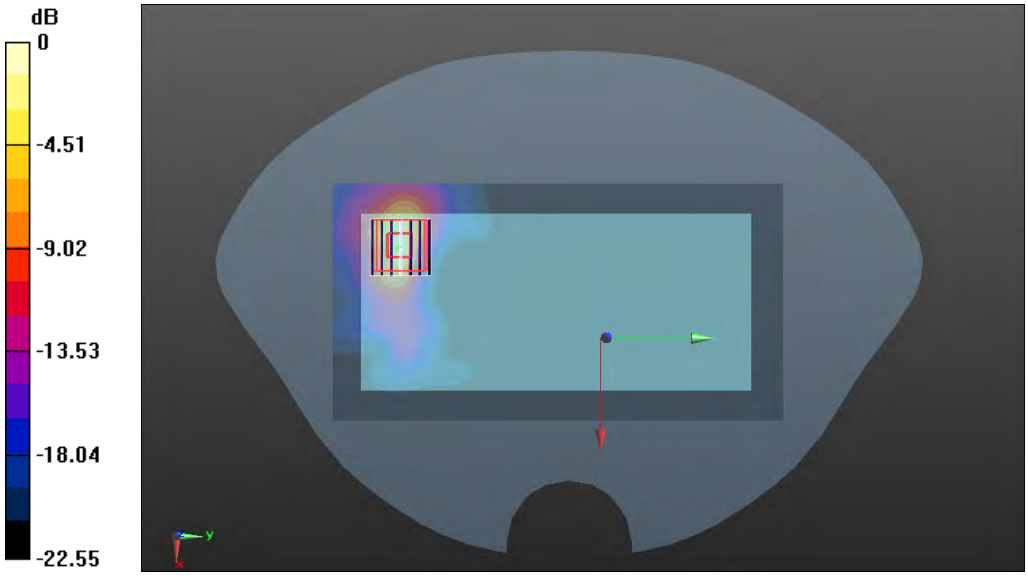

0 dB = 10.6 W/kg

Meas.113 Body Plane with Back Side 0mm on 165 Channel in IEEE802.11a mode with Antenna 2

Date: 2024.11.06

Communication System Band: 5.8G; Frequency: 5825 MHz;Duty Cycle: 1:1.009

Medium parameters used (interpolated): f = 5825 MHz; σ = 5.341 S/m; ε_r = 34.481; ρ = 1000 kg/m^3

Phantom section: Flat Section

Ambient Temperature:22.1℃ Liquid Temperature:21.4℃

DASY5 Configuration:

- Probe: EX3DV4 - SN7893; ConvF(4.98, 5.15, 5.27); Calibrated: 2024.09.05;
- Sensor-Surface: 2mm (Mechanical Surface Detection)
- Electronics: DAE4 Sn1710; Calibrated: 2024.01.03
- Phantom: SAM1; Type: QD000P40CD; Serial: TP:1576
- Measurement SW: DASY52, Version 52.8 (8); SEMCAD X Version 14.6.10 (7331)

Ch165/Area Scan (101x191x1): Interpolated grid: dx=1.000 mm, dy=1.000 mm

Maximum value of SAR (interpolated) = 6.74 W/kg

Ch165/Zoom Scan (7x7x12)/Cube 0: Measurement grid: dx=4mm, dy=4mm, dz=2mm

Reference Value = 3.642 V/m; Power Drift = 0.01 dB

Peak SAR (extrapolated) = 16.6 W/kg

SAR(1 g) = 2.96 W/kg; SAR(10 g) = 0.826 W/kg

Maximum value of SAR (measured) = 6.59 W/kg

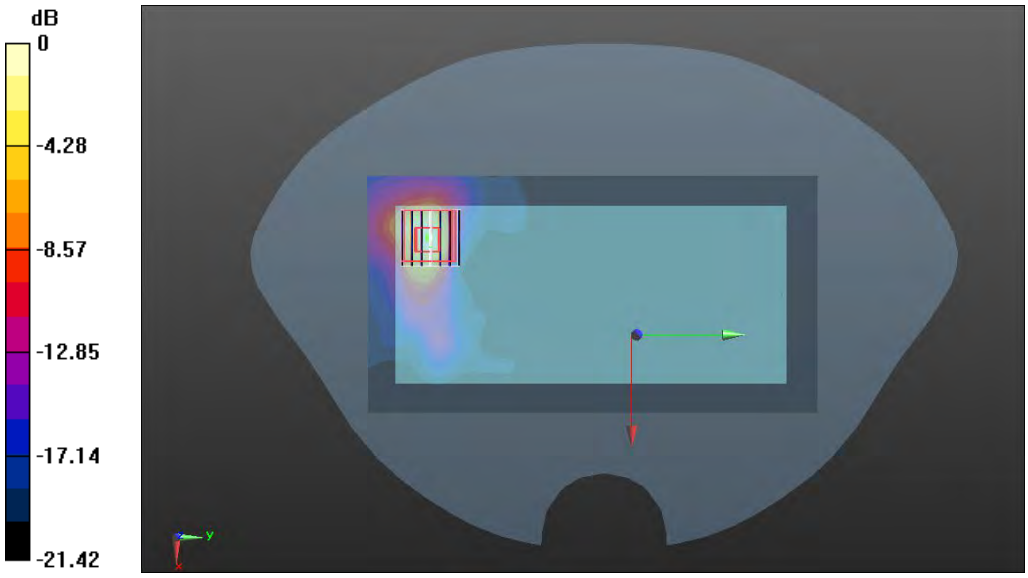

0 dB = 6.59 W/kg

Meas.114 Left Head with Cheek on 39 Channel in Bluetooth mode with Antenna 3

Date: 2024.10.17

Communication System Band: 1; Frequency: 2441 MHz;Duty Cycle: 1:1.301

Medium parameters used (interpolated): f = 2441 MHz; σ = 1.793 S/m; ε_r = 39.367; ρ = 1000 kg/m^3

Phantom section: Left Section

Ambient Temperature:22.3℃ Liquid Temperature:21.1℃

DASY5 Configuration:

- Probe: EX3DV4 - SN7893; ConvF(6.98, 7.22, 7.40); Calibrated: 2024.09.05;
- Sensor-Surface: 4mm (Mechanical Surface Detection)
- Electronics: DAE4 Sn1710; Calibrated: 2024.01.03
- Phantom: SAM1; Type: QD000P40CD; Serial: TP:1576
- Measurement SW: DASY52, Version 52.8 (8); SEMCAD X Version 14.6.10 (7331)

Ch39/Area Scan (81x161x1): Interpolated grid: dx=1.200 mm, dy=1.200 mm

Maximum value of SAR (interpolated) = 0.0679 W/kg

Ch39/Zoom Scan (7x7x7)/Cube 0: Measurement grid: dx=5mm, dy=5mm, dz=5mm

Reference Value = 1.635 V/m; Power Drift = 0.18 dB

Peak SAR (extrapolated) = 0.180 W/kg

SAR(1 g) = 0.0502 W/kg; SAR(10 g) = 0.0195 W/kg

Maximum value of SAR (measured) = 0.0560 W/kg

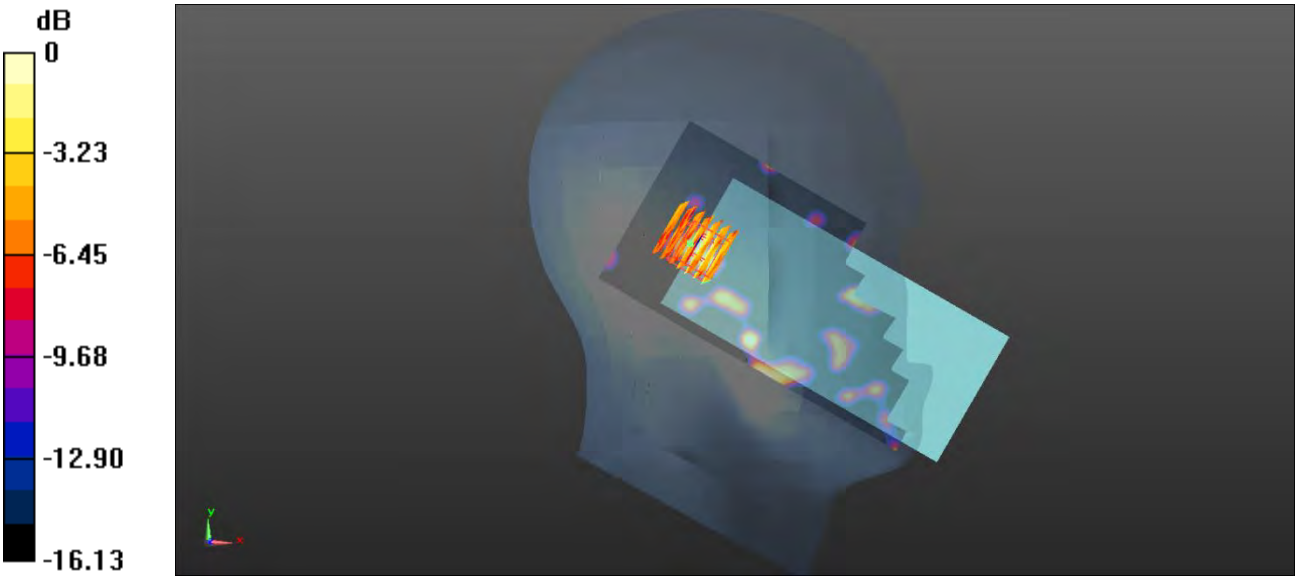

0 dB = 0.0560 W/kg

Meas.115 Body Plane with Back Side 10mm on 39 Channel in Bluetooth mode with Antenna 3

Date: 2024.10.17

Communication System Band: 39; Frequency: 2441 MHz;Duty Cycle: 1:1.301

Medium parameters used (interpolated): f = 2441 MHz; σ = 1.793 S/m; ε_r = 39.367; ρ = 1000 kg/m^3

Phantom section: Flat Section

Ambient Temperature:22.3℃ Liquid Temperature:21.1℃

DASY5 Configuration:

- Probe: EX3DV4 - SN7893; ConvF(6.98, 7.22, 7.40); Calibrated: 2024.09.05;
- Sensor-Surface: 4mm (Mechanical Surface Detection)
- Electronics: DAE4 Sn1710; Calibrated: 2024.01.03
- Phantom: SAM1; Type: QD000P40CD; Serial: TP:1576
- Measurement SW: DASY52, Version 52.8 (8); SEMCAD X Version 14.6.10 (7331)

Ch39/Area Scan (81x161x1): Interpolated grid: dx=1.200 mm, dy=1.200 mm

Maximum value of SAR (interpolated) = 0.0349 W/kg

Ch39/Zoom Scan (7x7x7)/Cube 0: Measurement grid: dx=5mm, dy=5mm, dz=5mm

Reference Value = 1.514 V/m; Power Drift = -0.11 dB

Peak SAR (extrapolated) = 0.0580 W/kg

SAR(1 g) = 0.031 W/kg; SAR(10 g) = 0.016 W/kg

Maximum value of SAR (measured) = 0.0359 W/kg

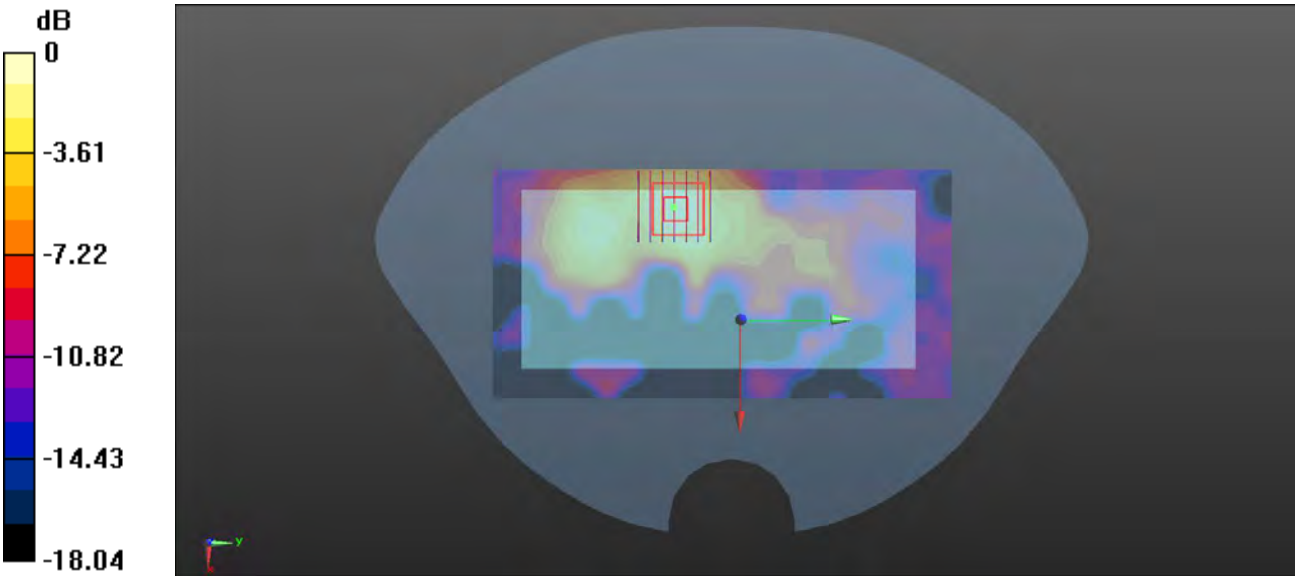

0 dB = 0.0359 W/kg

Meas.116 Body Plane with Back Side 0mm on 39 Channel in Bluetooth mode with Antenna 3

Date: 2024.10.17

Communication System Band: 39; Frequency: 2441 MHz;Duty Cycle: 1:1.301

Medium parameters used (interpolated): f = 2441 MHz; σ = 1.793 S/m; ε_r = 39.367; ρ = 1000 kg/m^3

Phantom section: Flat Section

Ambient Temperature:22.3℃ Liquid Temperature:21.1℃

DASY5 Configuration:

- Probe: EX3DV4 - SN7893; ConvF(6.98, 7.22, 7.40); Calibrated: 2024.09.05;
- Sensor-Surface: 4mm (Mechanical Surface Detection)
- Electronics: DAE4 Sn1710; Calibrated: 2024.01.03
- Phantom: SAM1; Type: QD000P40CD; Serial: TP:1576
- Measurement SW: DASY52, Version 52.8 (8); SEMCAD X Version 14.6.10 (7331)

Ch39/Area Scan (81x161x1): Interpolated grid: dx=1.200 mm, dy=1.200 mm

Maximum value of SAR (interpolated) = 0.167 W/kg

Ch39/Zoom Scan (7x7x7)/Cube 0: Measurement grid: dx=5mm, dy=5mm, dz=5mm

Reference Value = 3.655 V/m; Power Drift = 0.11 dB

Peak SAR (extrapolated) = 0.577 W/kg

SAR(1 g) = 0.142 W/kg; SAR(10 g) = 0.063 W/kg

Maximum value of SAR (measured) = 0.168 W/kg

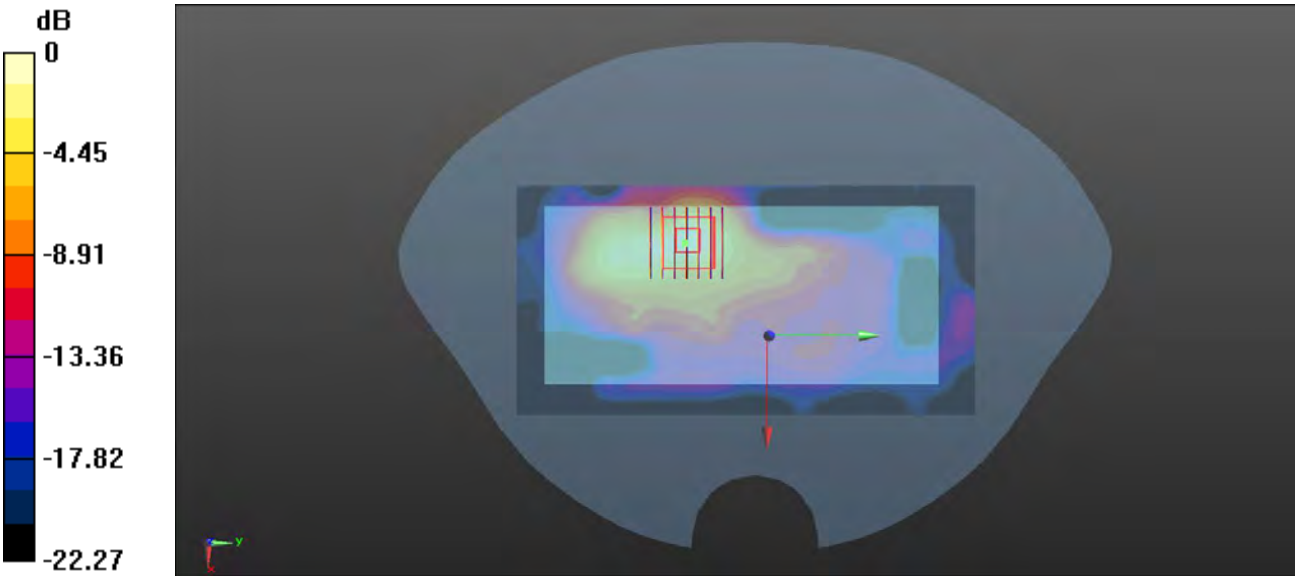

0 dB = 0.168 W/kg

ANNEX D EUT EXTERNAL PHOTOS

Please refer the document “BL-SZ2490568-AW.pdf”.

ANNEX E SAR TEST SETUP PHOTOS

Please refer the document “BL-SZ2490568-AS.pdf”.

ANNEX F CALIBRATION REPORT

Please refer the document “BL-SZ2490568-AC.pdf”.

ANNEX G TUNE-UP PROCEDURE

Please refer the document “BL-SZ2490568-AT.pdf”.

Statement

1. The laboratory guarantees the scientificity, accuracy and impartiality of the test, and is responsible for all the information in the report, except the information provided by the customer. The customer is responsible for the impact of the information provided on the validity of the results.
2. The report without China inspection body and laboratory Mandatory Approval (CMA) mark has no effect of proving to the society.
3. For the report with CNAS mark or A2LA mark, the items marked with "☆" are not within the accredited scope.
4. This report is invalid if it is altered, without the signature of the testing and approval personnel, or without the “inspection and testing dedicated stamp” or test report stamp.
5. The test data and results are only valid for the tested samples provided by the customer.
6. This report shall not be partially reproduced without the written permission of the laboratory.
7. Any objection shall be raised to the laboratory within 30 days after receiving the report.

--END OF REPORT--