Gsou Technology (Shenzhen) Co., Ltd.

V3 PRO 防丢器蓝牙天线样品承认书

BT Antenna Product Approval

时间：2025-10-25

Gsou Technology (Shenzhen) Co., Ltd.

电话：86-755-8326-6570

传真：86-755-8325 5400

Address: 1246, Jiaxiye Plaza, Minzhi Avenue, Longhua District, Shenzhen

Gsou Technology (Shenzhen) Co., Ltd.
Address: 1246, Jiaxiye Plaza, Minzhi Avenue, Longhua District, Shenzhen
電話:86-755-8326-6570 传真：86-755-8325 5400

一、Introduction to Antennas

Our company's Bluetooth antenna is directly made on the PCB board. The antenna is made of copper foil with a tin plating process. The thickness of the copper foil is H/HOZ. The board material is FR-4 with a thickness of 1.0mm.

二、Antenna shape

1. 尺寸图 ：10.8*5.3*2.8*0.5mm

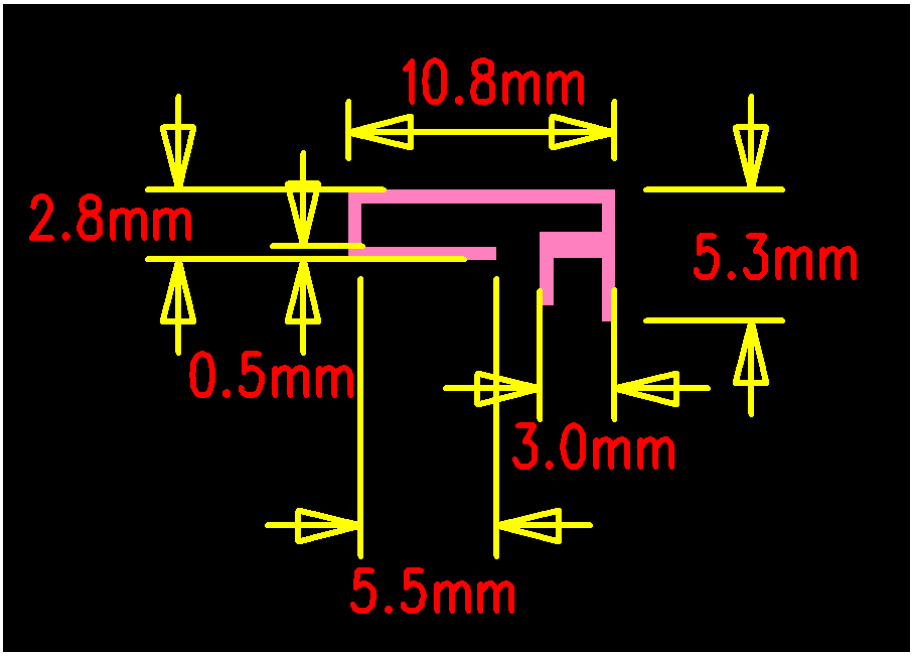

2.实物图：



三、Antenna parameter

蓝牙内置天线	
Frequency(MHz)	2400 ~ 2500 MHz
VSWR	≤ 1.53
Impedance	50 Ohm Nominal
Radiation	Omni-directional
Gain (Peak)	2.12 dBi
Polarization	Linear, Vertical
Admitted Power	2W
Connector	Tin

四、Antenna Gain Test Report

Spectrum Detector:	PK	Test Date :	Oct 15, 2025
Test By:	Andy	Temperature:	28℃
Test Result:	PASS	Humidity :	55 %
Modulation:	GFSK		

最大增益值

Frequency(MHz)	Gain(dBi)
2400	1.91
2410	2.01
2420	1.90
2430	1.86
2440	1.94
2450	2.04
2460	2.08
2470	2.10
2480	2.07
2490	2.07
2500	2.12

五、Directional diagram

2D Radiation Pattern

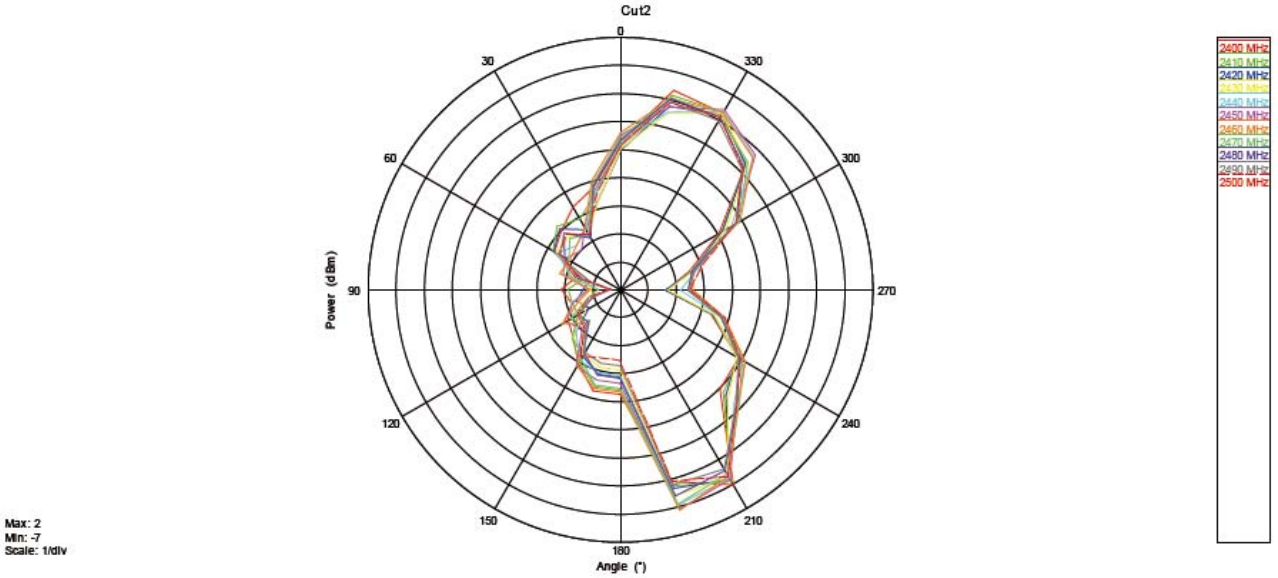
Cut2
0
30
330
60
300
90
270
120
240
150
210
180
Angle (°)
Power (dBm)
Max: 2
Min: -7
Scale: 1/div
2400 MHz
2410 MHz
2420 MHz
2430 MHz
2440 MHz
2450 MHz
2460 MHz
2470 MHz
2480 MHz
2490 MHz
2500 MHz

Phi=0°

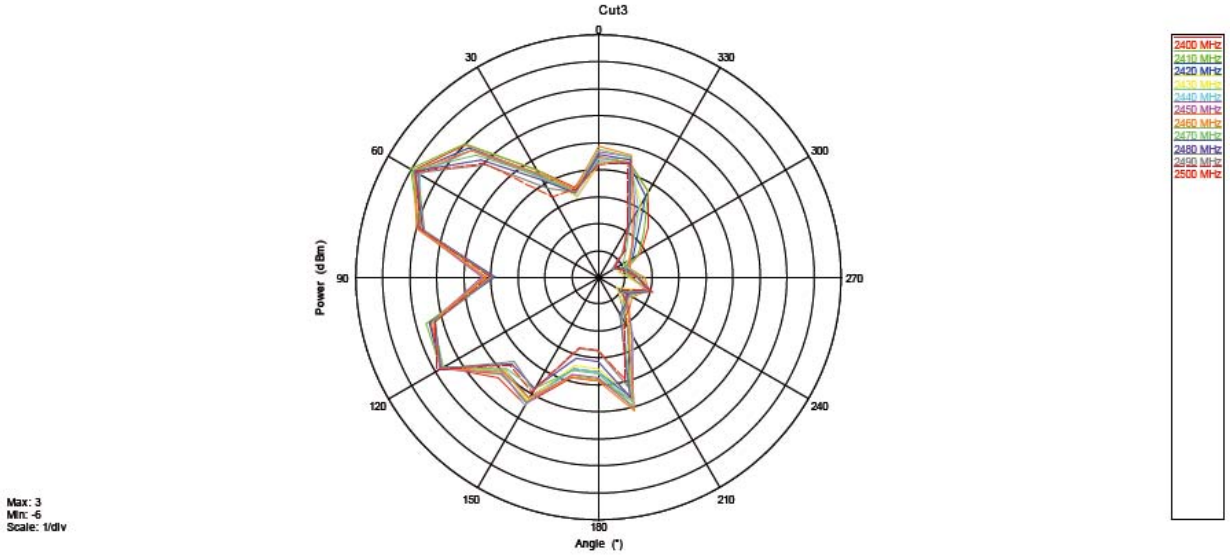
Cut3
0
30
330
60
300
90
270
120
240
150
210
180
Angle (°)
Power (dBm)
Max: 3
Min: -6
Scale: 1/div
2400 MHz
2410 MHz
2420 MHz
2430 MHz
2440 MHz
2450 MHz
2460 MHz
2470 MHz
2480 MHz
2490 MHz
2500 MHz

Phi=90°

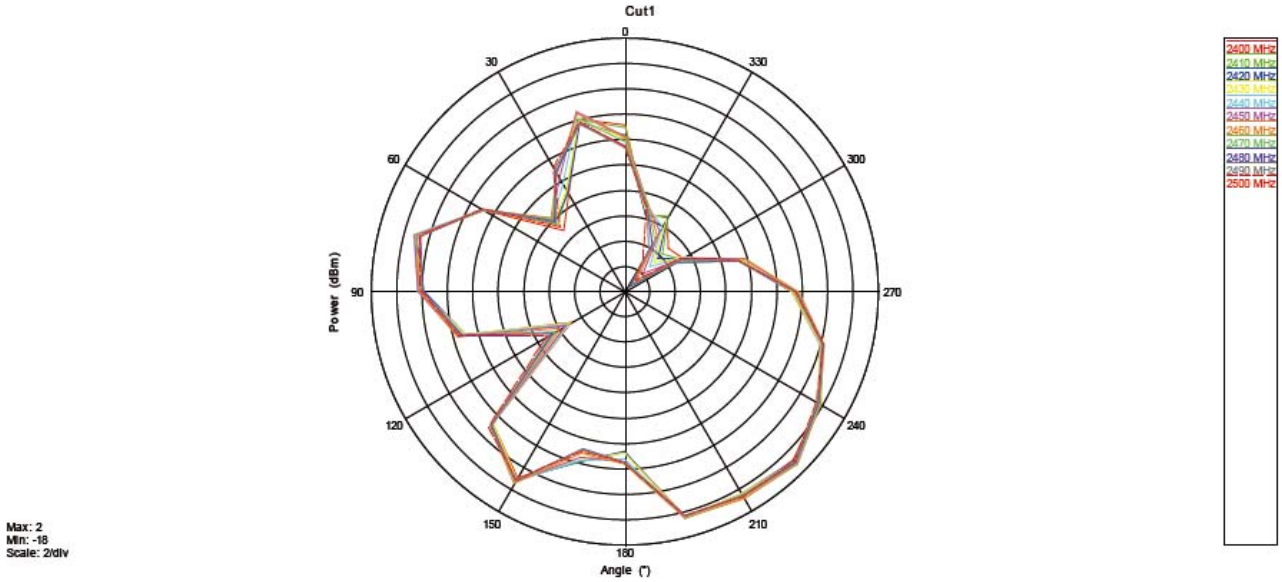

Theta=90°

3D Radiation Pattern

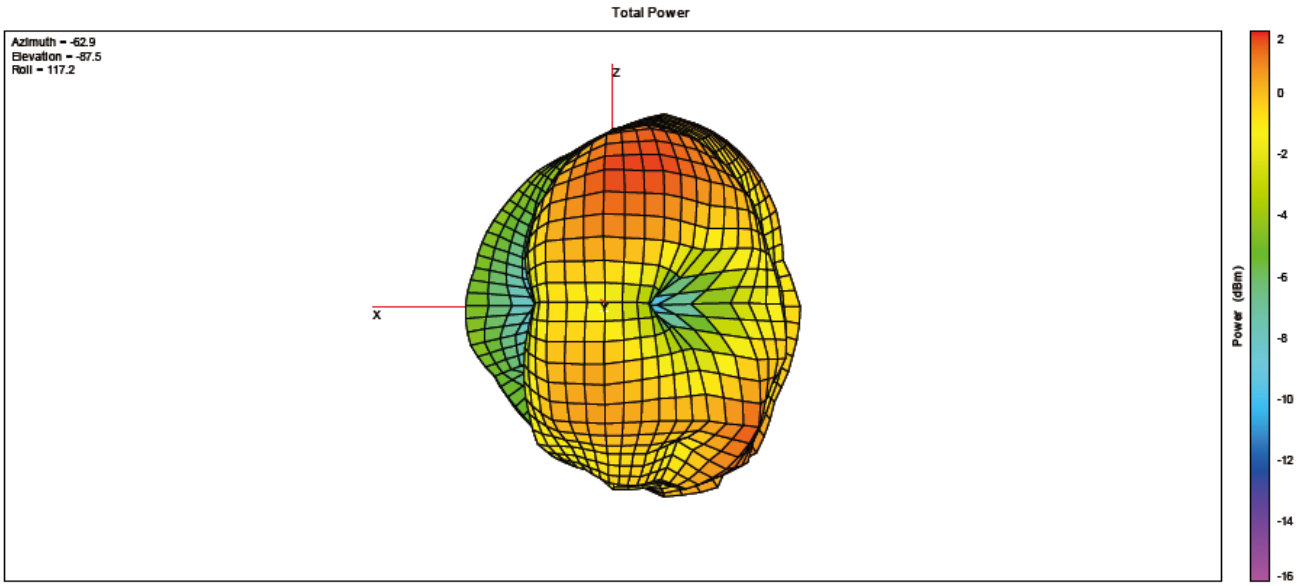

2400MHz

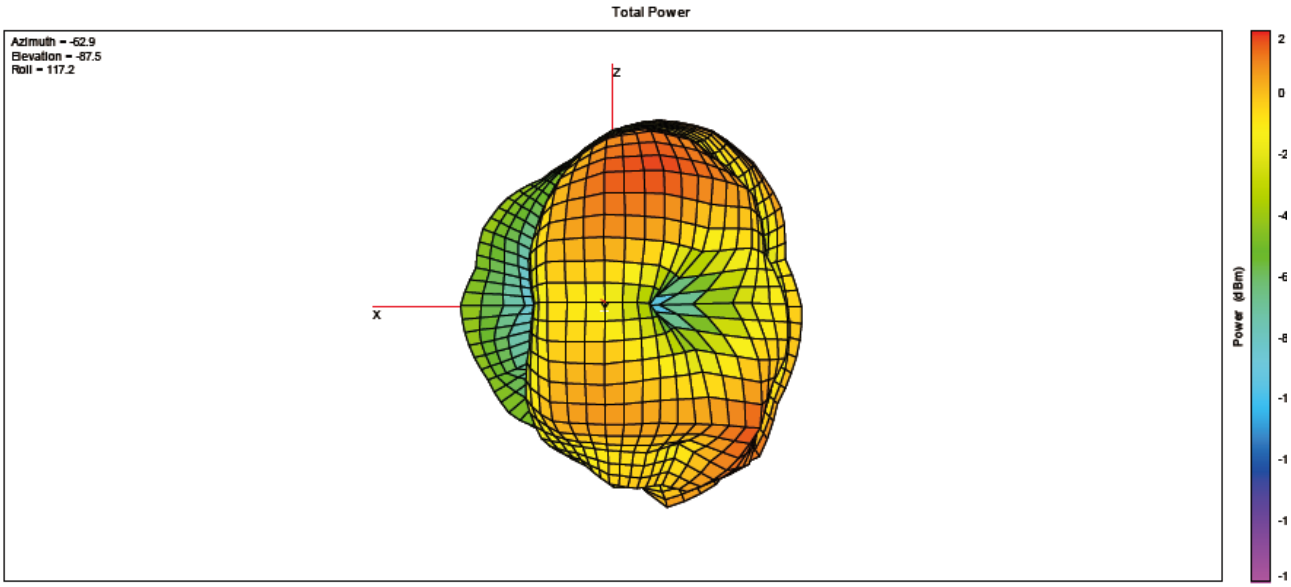
Total Power
Azimuth = -62.9
Elevation = -87.5
Roll = 117.2
Z
X
Y
Power (dBm)
2
0
-2
-4
-6
-8
-1
-1
-1
-1

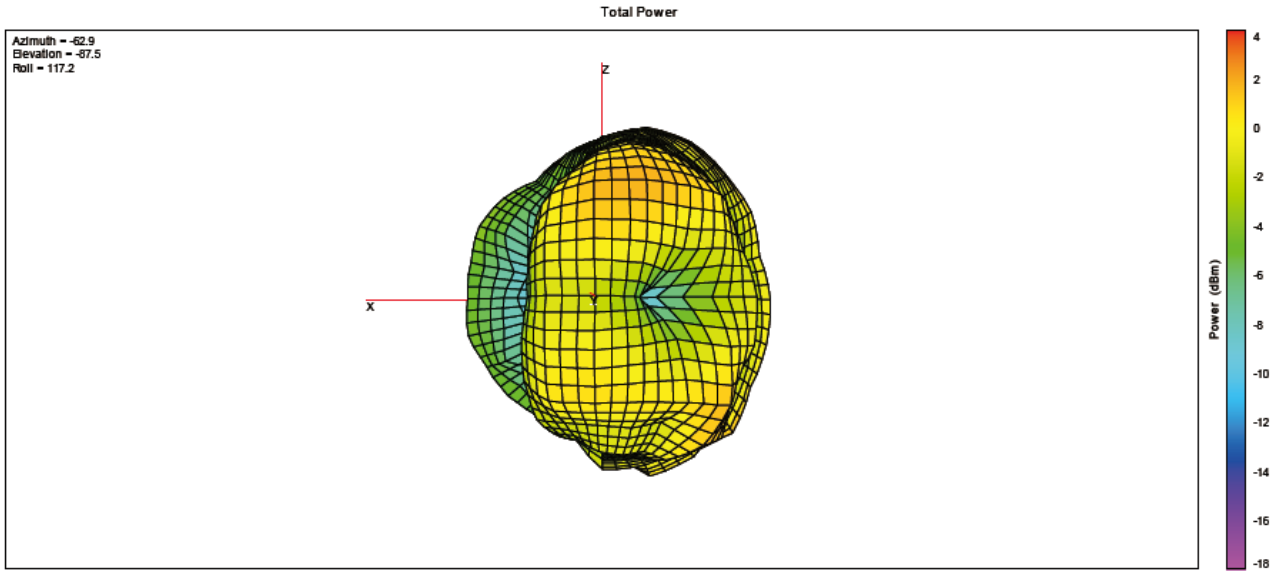
Total Power
Azimuth = -62.9
Elevation = -87.5
Roll = 117.2
Z
X
Y
Power (dBm)
4
2
0
-2
-4
-6
-8
-10
-12
-14
-16
-18

2480MHz