806-960/1810-2700MHz Fiberglass Omni Antenna

TQJ-0827TG3F19

Applications

4G Band Communications/ Wireless Data transmission System.

Electrical Specifications	
Frequency Range (MHz)	806～960/1710～2700
Band Width (MHz)	154/990
Polarization	Vertical
Gain (dBi)	4.76
Horizontal Beam Width(°)	360
Vertical Beam Width(°)	806～960@75±15 / 1710～2700@58±20
Omni Ripple(dB)	±1.5
Impedance (Ω)	50
VSWR	≤2.5
Maximum Input Power (W)@50℃	50
Mechanical Specifications	
Connector Type	N Male
Connector Position	Bottom-end of the Antenna
Antenna Size (mm)	Φ29(MAX)*（325±5）
Antenna Weight (kg)	0.3±0.1
Radome Material	Fiberglass
Antenna Colour	Black & Grey
Operating Temperature (℃)	-40～+70
Relative Humidity(%)	5～95
Rated Wind Velocity (m/s)	60
Salt Spray Resistance	96Hour Neutral（GB/T 2423.17-2008）
Ingress Protection	IP65
Applications	Outdoor
Mounting	Installation with equipment

Add：No.30 Dongyang 3rd Road, Danzao Town, Nanhai District, Foshan City, Guangdong, China 528216

Tel: +86-757-88022860 Email: kbt@kenbotong.com Web: http://www.kenbotong.com

Product Pictures

Installation Sketch

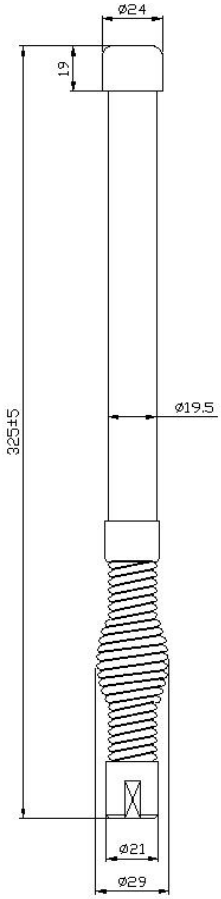

Test results

Test items	Indicator requirements	Testing frequency	Port number 806-960/1710-2690	Determine
Gain	3.5±1/4.5±1	806	3.11	PASS
		880	3.24	
		960	3.52	
		1710	4.22	
		1880	4.21	
		1990	4.36	
		2170	4.45	
		2300	4.62	
		2500	4.59	
		2600	4.76	
		2690	4.63	
E 面不圆度	360	806	360	PASS
		880	360	
		960	360	
		1710	360	
		1880	360	
		1990	360	
		2170	360	
		2300	360	
		2500	360	
		2600	360	
		2690	360	
E 面 3dB 宽度	75±15/58±20	806	77.6	PASS
		880	76.35	
		960	64.2	
		1710	65.17	
		1880	67.61	
		1990	64.24	
		2170	60.35	
		2300	60.9	
		2500	62.99	
		2600	60.91	
		2690	59.29	
Standing wave ratio	＜1.5	1.42	1.47	PASS
Radiation pattern	See attached image			PASS
Polarization mode	Vertical	/	Vertical	PASS
PASS				

Voltage standing wave ratio

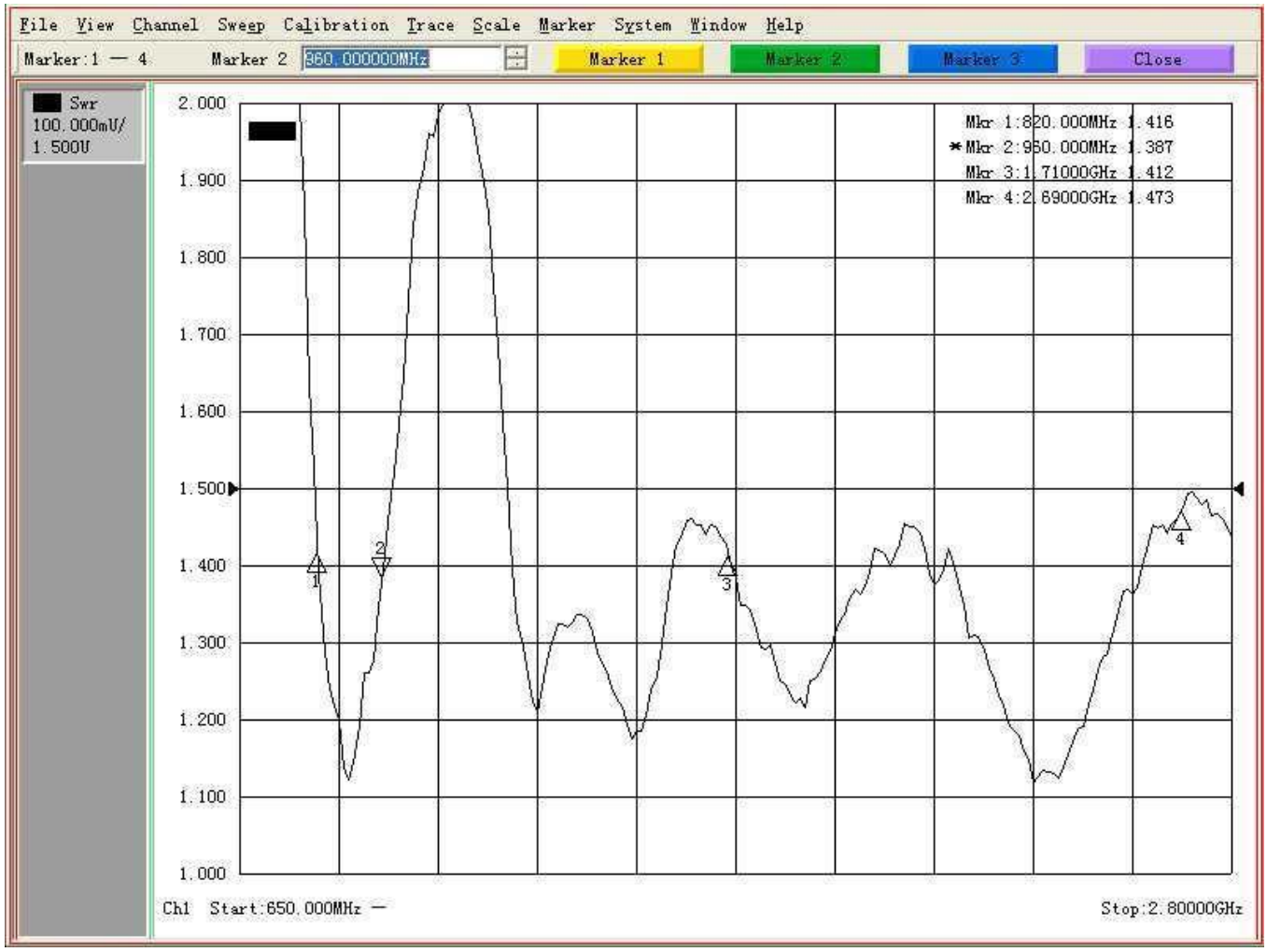

2D

频率	E 面	H 面
806MHz	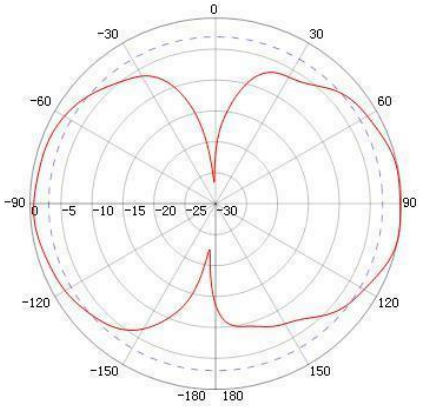	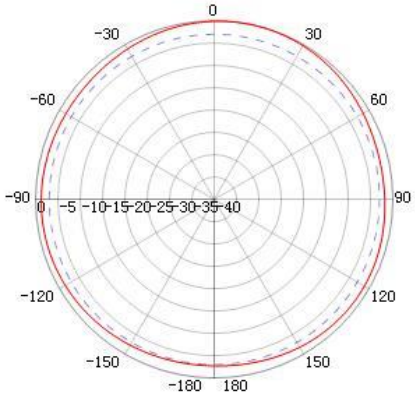
880MHz	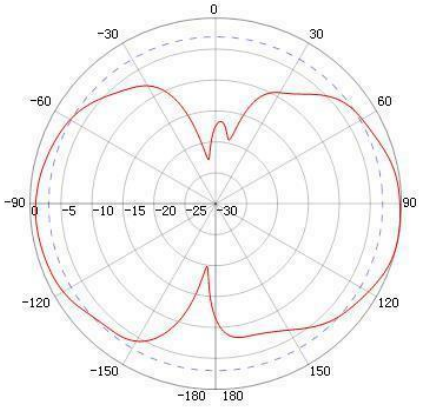	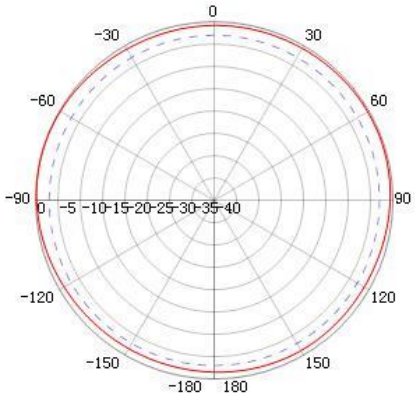
960MHz	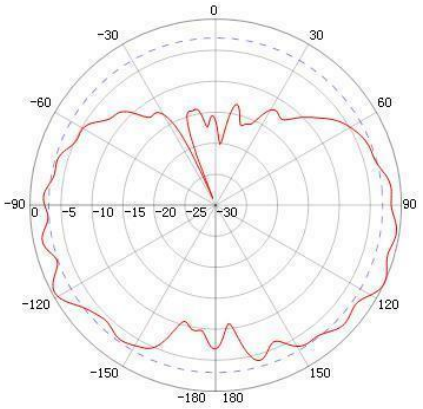	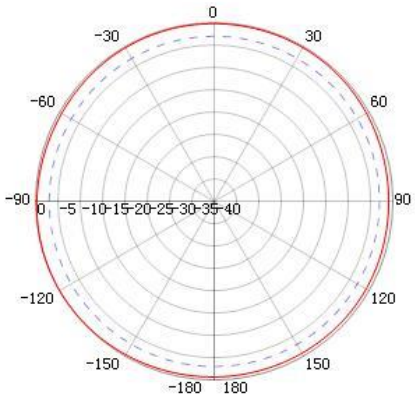

1710MHz	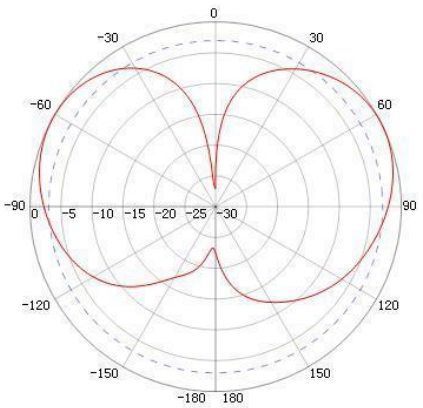	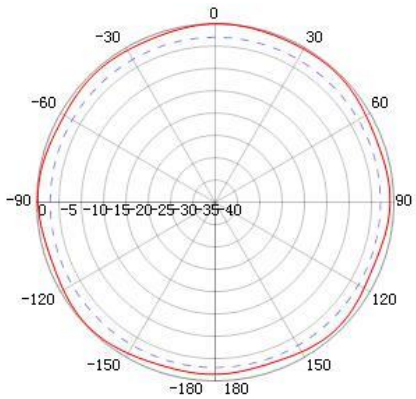
1880MHz	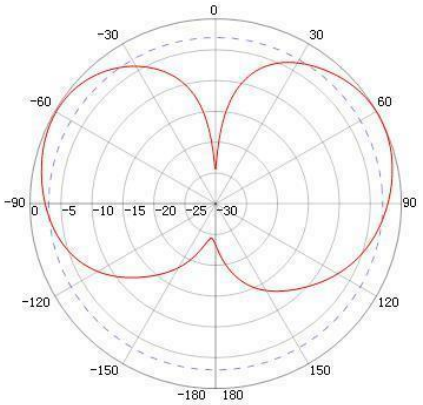	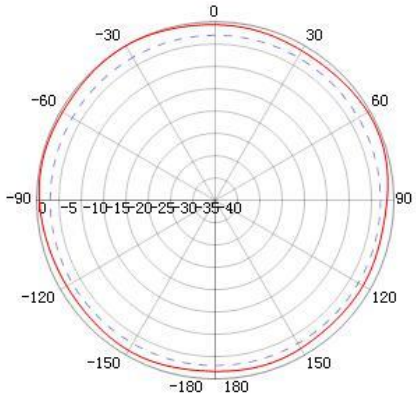
1990MHz	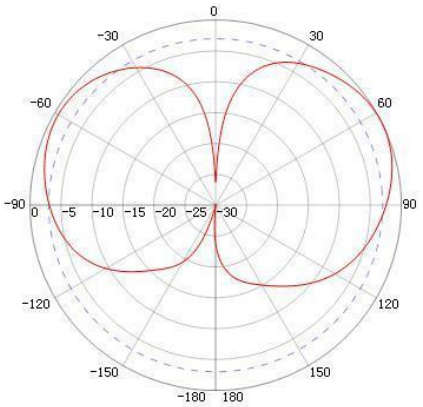	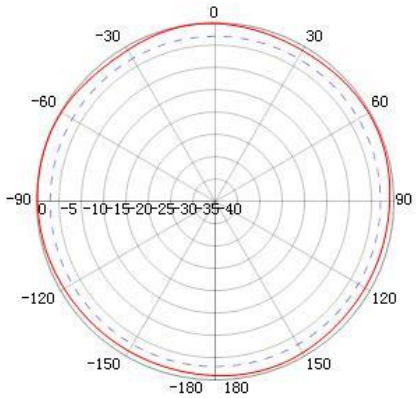

2170MHz	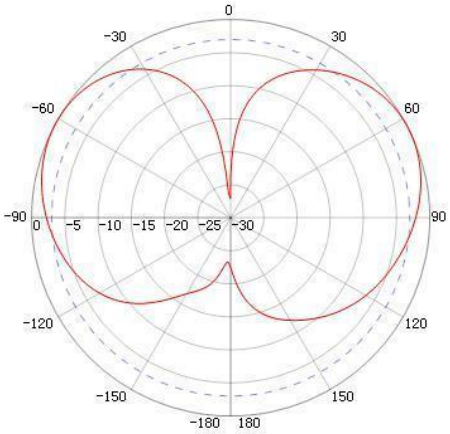	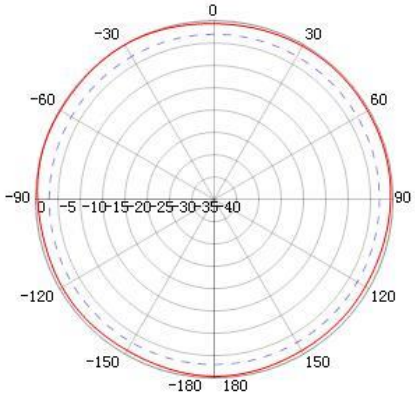
2300MHz	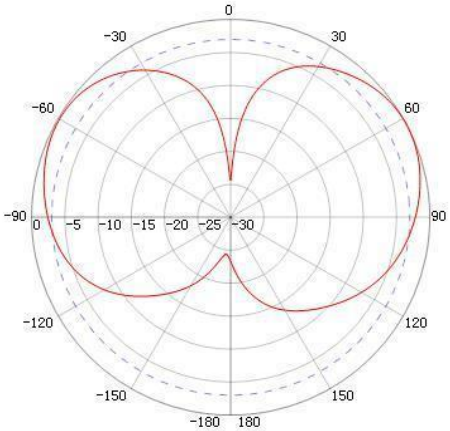	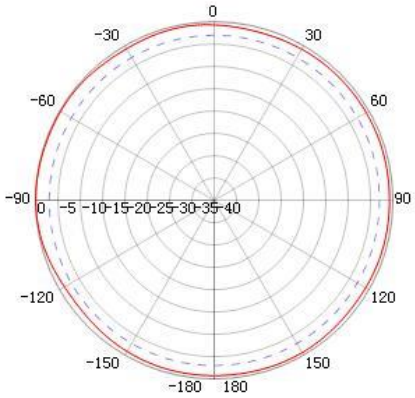
2500MHz	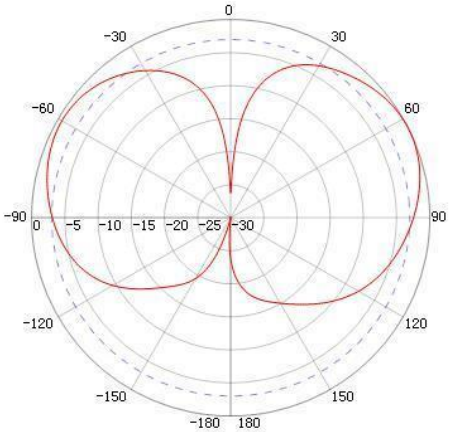	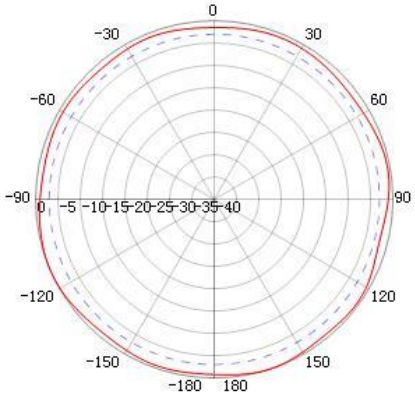

2600MHz	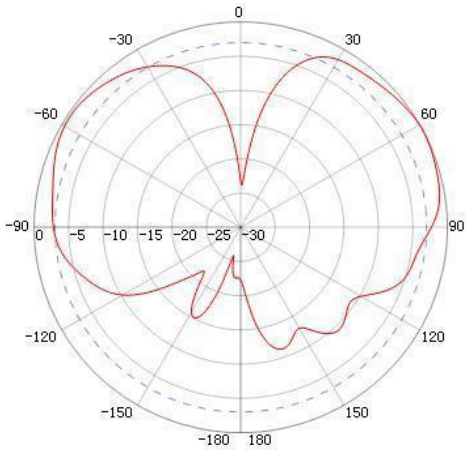	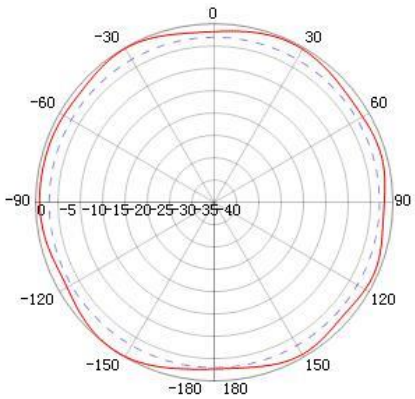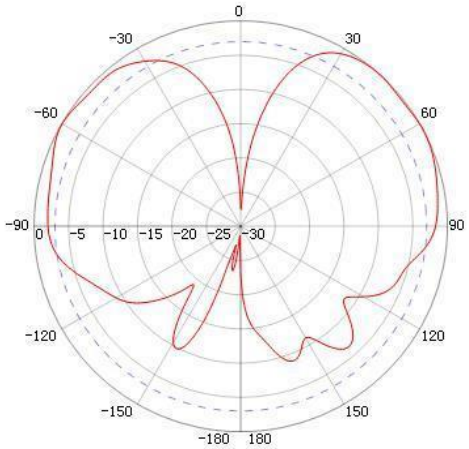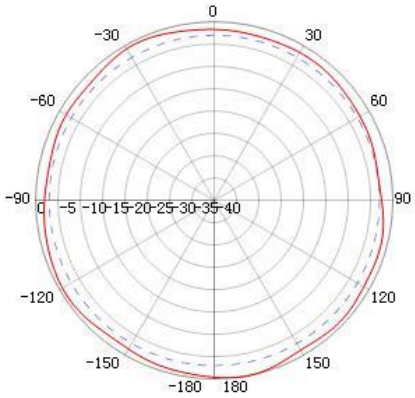
2690MHz