UNCERTAINTY FOR PERFORMANCE CHECK									
Uncertainty Component	Description	Uncertainty Value(%)	Probably Distribution	Div.	(Ci) 1g	(Ci) 10g	Std. Unc. 1g(%)	Std. Unc. 10g(%)	v
Measurement system									
Probe calibration	7.2.1	5.8	N	1	1	1	5.8	5.8	∞
Axial isotropy	7.2.1.1	3.5	R	$\sqrt{3}$	$(1-C_p)^{1/2}$	$(1-C_p)^{1/2}$	1.43	1.43	∞
Hemispherical isotropy	7.2.1.1	5.9	R	$\sqrt{3}$	$\sqrt{C_p}$	$\sqrt{C_p}$	2.41	2.41	∞
Boundary Effects	7.2.1.4	1.00	R	$\sqrt{3}$	1	1	0.58	0.58	∞
Linearity	7.2.1.2	4.70	R	$\sqrt{3}$	1	1	2.71	2.71	∞
System detection limits	7.2.1.2	1	R	$\sqrt{3}$	1	1	0.58	0.58	∞
Modulation Response	7.2.1.3	3	N	1	1	1	0.00	0.00	∞
Readout Electronics	7.2.1.5	0.5	N	1	1	1	0.50	0.50	∞
Response Time	7.2.1.6	0	R	$\sqrt{3}$	1	1	0.00	0.00	∞
Integration Time	7.2.1.7	1.4	R	$\sqrt{3}$	1	1	0.81	0.81	∞
RF Ambient Conditions-Noise	7.2.3.7	3	R	$\sqrt{3}$	1	1	1.73	1.73	∞
RF Ambient Conditions-Reflection	7.2.3.7	3	R	$\sqrt{3}$	1	1	1.73	1.73	∞
Probe positioned mechanical Tolerance	7.2.2.1	1.4	R	$\sqrt{3}$	1	1	0.81	0.81	∞
Probe positioning with respect to phantom shell	7.2.2.3	1.4	R	$\sqrt{3}$	1	1	0.81	0.81	∞
Extrapolation interpolation and integration algorithms for Max.SAR evaluation	7.2.4	2.3	R	1	1	1	1.33	1.33	∞
Dipole									
Deviation of experimental source from numerical source		4	N	1	1	1	4.00	4.00	∞
Input power and SAR drift measurement	7.2.3.6	5	R	$\sqrt{3}$	1	1	2.89	2.89	∞
Dipole axis to liquid distance		2	R	$\sqrt{3}$	1	1			∞
Phantom and tissue parameters									
Phantom uncertainty (shape and thickness tolerances)	7.2.2.2	4	R	$\sqrt{3}$	1	1	2.31	2.31	∞
uncertainty in SAR correction for deviation (in permittivity and conductivity)	7.2.6	2	N	1	1	0.84	2.00	1.68	∞
Liquid conductivity (temperature uncertainty)	7.2.3.5	2.5	N	1	0.78	0.71	1.95	1.78	∞
Liquid conductivity -measurement uncertainty	7.2.3.3	4	N	1	0.23	0.26	0.92	1.04	∞
Liquid permittivity (temperature uncertainty)	7.2.3.5	2.5	N	1	0.78	0.71	1.95	1.78	∞
Liquid permittivity measurement uncertainty	7.2.3.4	5	N	1	0.23	0.26	1.15	1.30	∞
Combined standard uncertainty			RSS				10.15	10.05	
Expanded uncertainty (95%CONFIDENCEINTERVAL			k				20.29	20.10	

10.7. Test Equipment List

Test Equipment	Manufacturer	Model	Serial Number	Calibration	
				Calibration Date (D.M.Y)	Calibration Due (D.M.Y)
PC	Lenovo	H3050	N/A	N/A	N/A
Signal Generator	Angilent	N5182A	MY47070282	Jul. 04, 2022	Jul. 03, 2023
Multimeter	Keithley	Multimeter 2000	4078275	Jul. 04, 2022	Jul. 03, 2023
Network Analyzer	Agilent	8753E	US38432457	Jul. 04, 2022	Jul. 03, 2023
Wideband Radio Communication Tester	R&S	CMW500	114220	Jul. 04, 2022	Jul. 03, 2023
Power Meter	Agilent	E4418B	GB43312526	Jul. 04, 2022	Jul. 03, 2023
Power Meter	Agilent	E4416A	MY45101555	Jul. 04, 2022	Jul. 03, 2023
Power Meter	Agilent	N1912A	MY50001018	Jul. 04, 2022	Jul. 03, 2023
Power Sensor	Agilent	E9301A	MY41497725	Jul. 04, 2022	Jul. 03, 2023
Power Sensor	Agilent	E9327A	MY44421198	Jul. 04, 2022	Jul. 03, 2023
Power Sensor	Agilent	E9323A	MY53070005	Jul. 04, 2022	Jul. 03, 2023
Power Amplifier	PE	PE15A4019	112342	N/A	N/A
Directional Coupler	Agilent	722D	MY52180104	N/A	N/A
Attenuator	Chensheng	FF779	134251	N/A	N/A
E-Field PROBE	MVG	SSE2	SN 36/20 EPGO346	Oct. 07, 2021	Oct. 08, 2022
DIPOLE 750	MVG	SID750	SN 16/15 DIP 0G750-368	Jun. 05, 2021	Jun. 04, 2024
DIPOLE 835	MVG	SID835	SN 16/15 DIP 0G835-369	Jun. 05, 2021	Jun. 04, 2024
DIPOLE 1800	MVG	SID 1800	SN 16/15 DIP 1G800-371	Jun. 05, 2021	Jun. 04, 2024
DIPOLE 1900	MVG	SID1900	SN 16/15 DIP 1G900-372	Jun. 05, 2021	Jun. 04, 2024
DIPOLE 2450	MVG	SID 2450	SN 16/15 DIP 2G450-374	Jun. 05, 2021	Jun. 04, 2024
DIPOLE 2600	MVG	SID 2600	SN 16/15 DIP 2G600-375	Jun. 05, 2021	Jun. 04, 2024
DIPOLE 5G	MVG	SID 5G	SN 13/14 WGA32	May. 15, 2021	May. 14, 2024
Limesar Dielectric Probe	MVG	SCLMP	SN 19/15 OCPG71	Jun. 05, 2021	Jun. 04, 2024
Communication Antenna	MVG	ANTA59	SN 39/14 ANTA59	N/A	N/A
Mobile Phone Position Device	MVG	MSH101	SN 19/15 MSH101	N/A	N/A
Dummy Probe	MVG	DP66	SN 13/15 DP66	N/A	N/A
SAM PHANTOM	MVG	SAM120	SN 19/15 SAM120	N/A	N/A
PHANTOM TABLE	MVG	TABP101	SN 19/15 TABP101	N/A	N/A
Robot TABLE	MVG	TABP61	SN 19/15 TABP61	N/A	N/A
6 AXIS ROBOT	KUKA	KR6-R900	501822	N/A	N/A

Note: *1.N/A means this equipment no need to calibrate*
2.Each Time means this device need to calibrate every use time
3. The dipole was not damaged properly repaired.
4. The measured SAR deviates from the calibrated SAR value by less than 10%
5. The most recent return-loss result meets the required 20 dB minimum return-loss requirement
6. The most recent measurement of the real or imaginary parts of the impedance deviates by less than 5 Ω from the previous measurement.

11. System Check Results

Date of measurement: 08/15/2022 Test mode: 750 (Head)
Product Description: Validation
Dipole Model: SID750
E-Field Probe: SSE2 (SN 36/20 EPGO346)

Phantom	Validation plane
Input Power	100mW
Crest Factor	1.0
Probe Conversion factor	1.71
Frequency (MHz)	750.000000
Relative permittivity (real part)	40.761260
Relative permittivity (imaginary part)	17.130904
Conductivity (S/m)	0.931220
Variation (%)	-0.090000
SAR 10g (W/Kg)	**0.540421**
SAR 1g (W/Kg)	**0.804230**

SURFACE SAR	**VOLUME SAR**
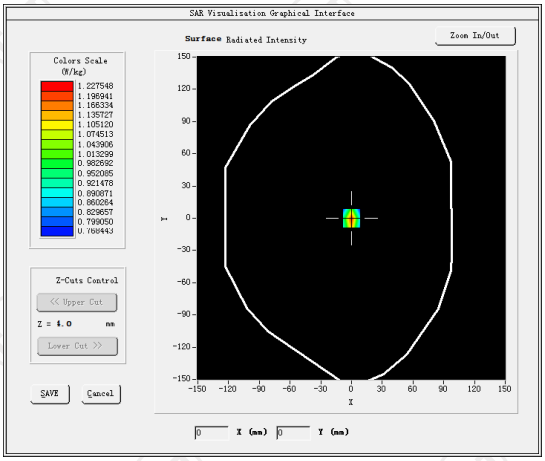	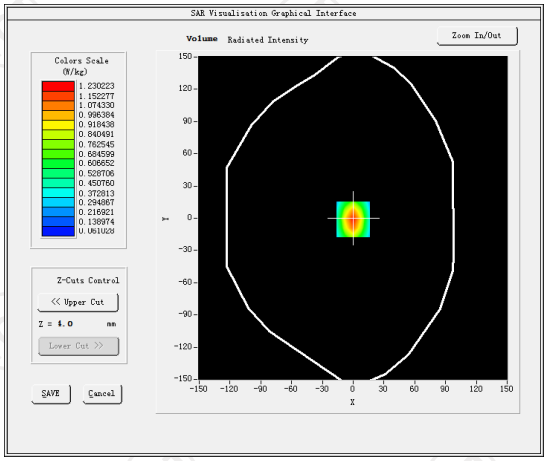

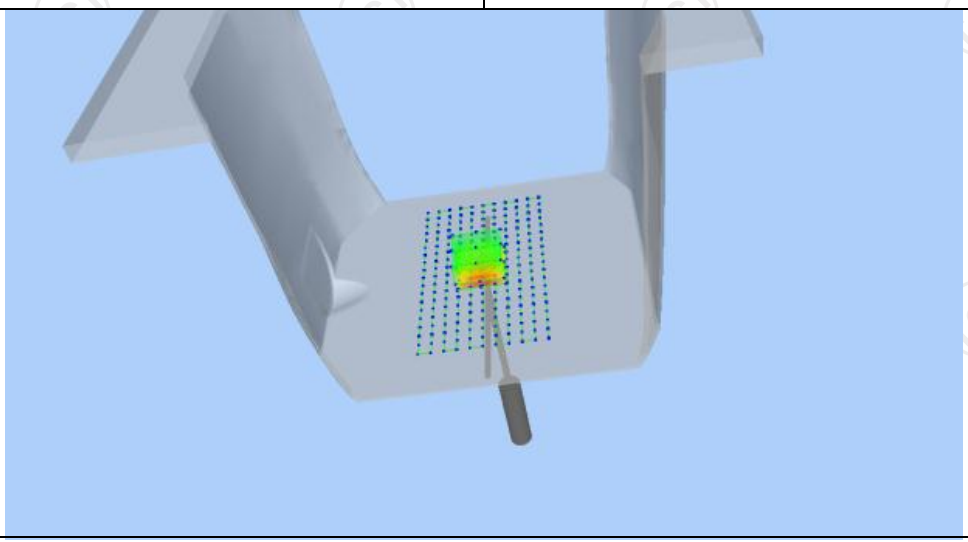

Z (mm)	0.00	4.00	9.00	14.00	19.00
SAR (W/Kg)	1.0014	0.4404	0.3024	0.2342	0.2221

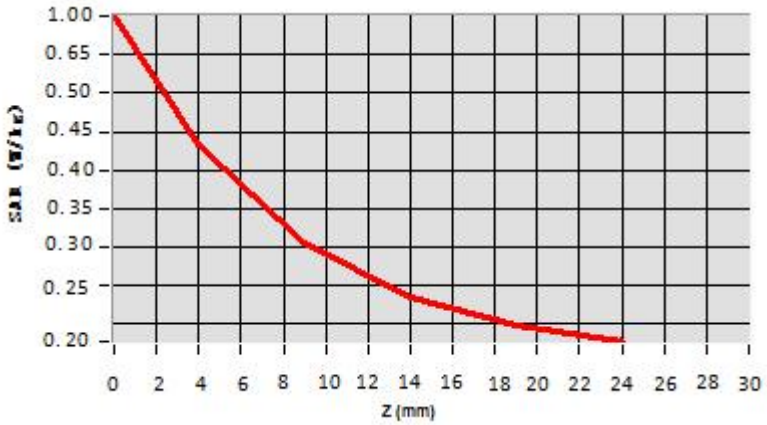

Hot spot position

Date of measurement: 08/17/2022 Test mode: 835 (Head)
Product Description: Validation
Dipole Model: SID835
E-Field Probe: SSE2 (SN 36/20 EPGO346)

Phantom	Validation plane
Input Power	100mW
Crest Factor	1.0
Probe Conversion factor	1.80
Frequency (MHz)	835.000000
Relative permittivity (real part)	41.417760
Relative permittivity (imaginary part)	18.129852
Conductivity (S/m)	0.874923
Variation (%)	-0.090000
SAR 10g (W/Kg)	**0.570250**
SAR 1g (W/Kg)	**0.886135**

SURFACE SAR	**VOLUME SAR**
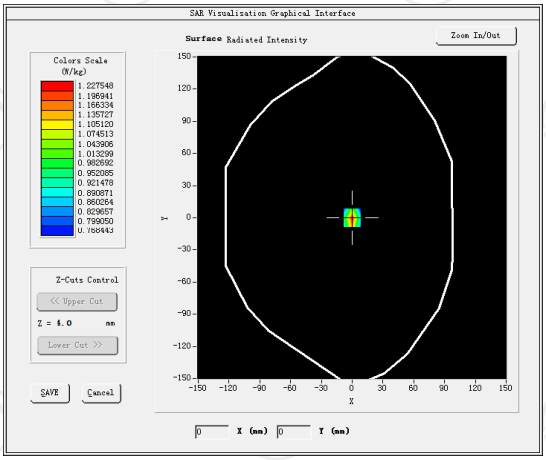	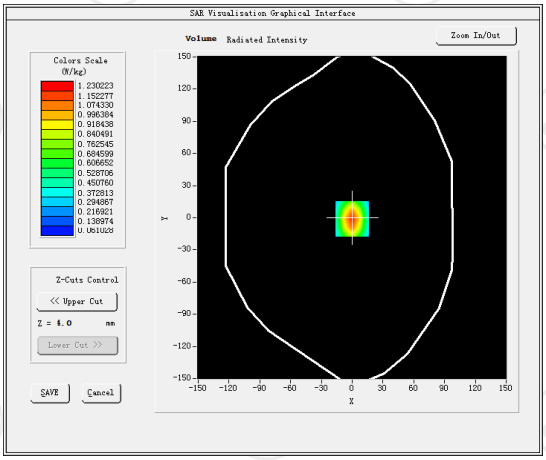

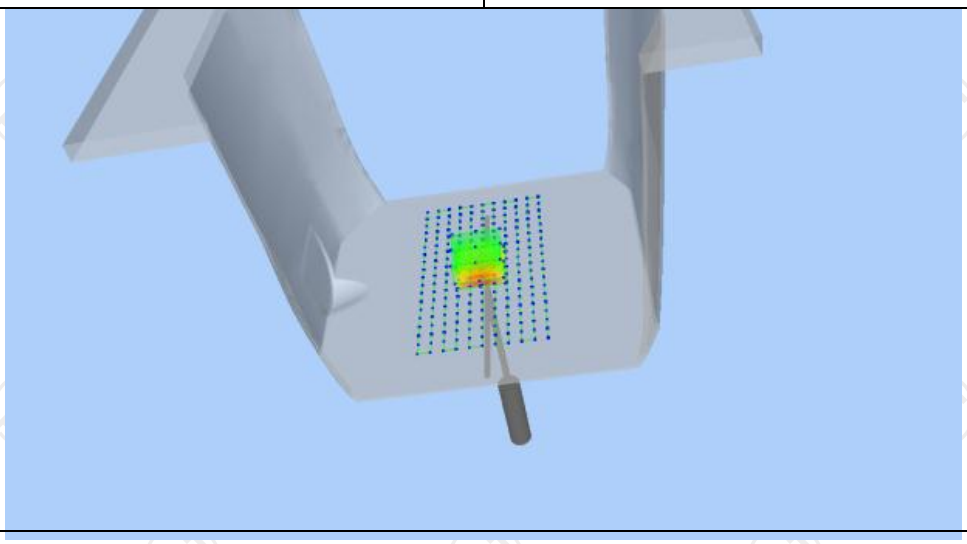

Z (mm)	0.00	4.00	9.00	14.00	19.00
SAR (W/Kg)	0.8625	0.5302	0.2594	0.1302	0.1025

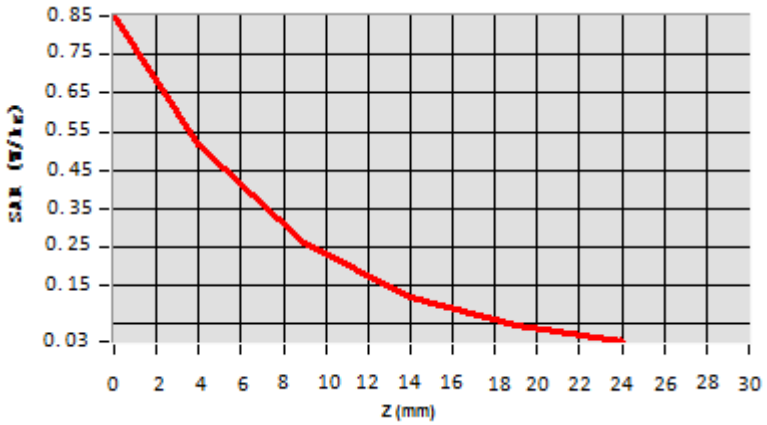

Hot spot position

Hotline: 400-6611-140 Tel: 86-755-27673339 Fax: 86-755-27673332 http://www.tct-lab.com

Date of measurement: 08/19/2022 Test mode: 1800MHz (Head)
Product Description: Validation
Dipole Model: SID1800
E-Field Probe: SSE2 (SN 36/20 EPGO346)

Phantom	Validation plane
Input Power	100mW
Crest Factor	1.0
Probe Conversion factor	2.08
Frequency (MHz)	1800.000000
Relative permittivity (real part)	39.070000
Relative permittivity (imaginary part)	14.000000
Conductivity (S/m)	1.380000
Variation (%)	1.250000
SAR 10g (W/Kg)	**2.201458**
SAR 1g (W/Kg)	**3.752497**

SURFACE SAR	**VOLUME SAR**
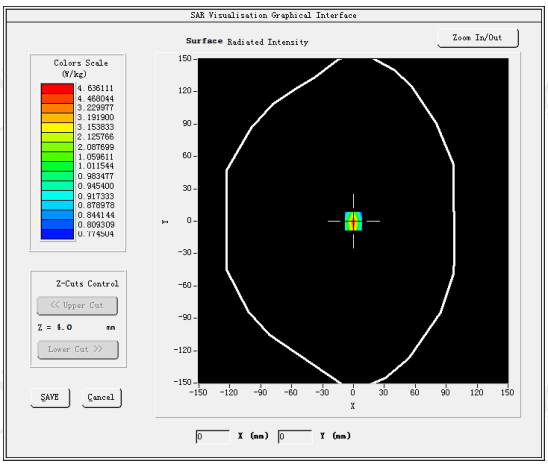	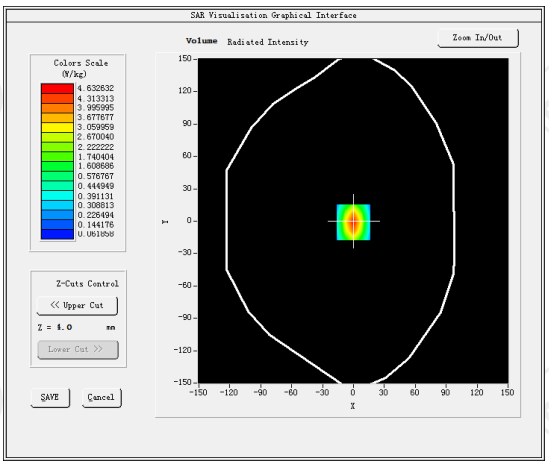

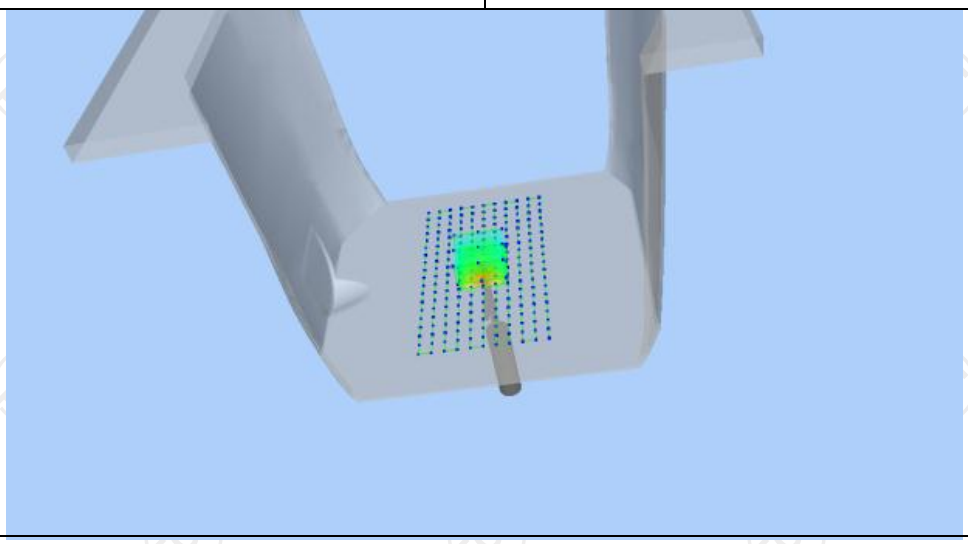

Z (mm)	0.00	4.00	9.00	14.00	19.00
SAR (W/Kg)	3.7625	2.6254	2.0245	1.6254	1.0214

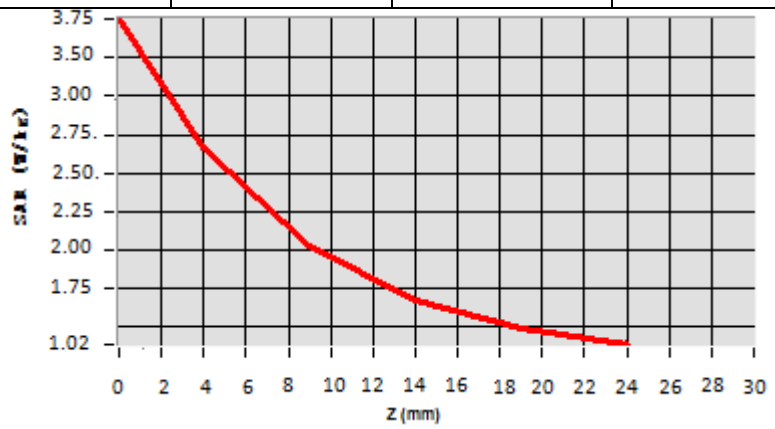

Hot spot position

Date of measurement: 08/22/2022 Test mode: 1900MHz (Head)
Product Description: Validation
Dipole Model: SID1900
E-Field Probe: SSE2 (SN 36/20 EPGO346)

Phantom	Validation plane
Input Power	100mW
Crest Factor	1.0
Probe Conversion factor	2.23
Frequency (MHz)	1900.000000
Relative permittivity (real part)	39.076721
Relative permittivity (imaginary part)	12.607061
Conductivity (S/m)	1.367609
Variation (%)	-0.910000
SAR 10g (W/Kg)	**1.899324**
SAR 1g (W/Kg)	**3.576354**

SURFACE SAR	**VOLUME SAR**
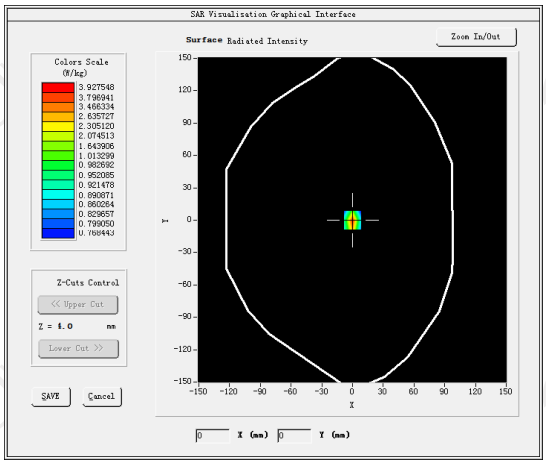	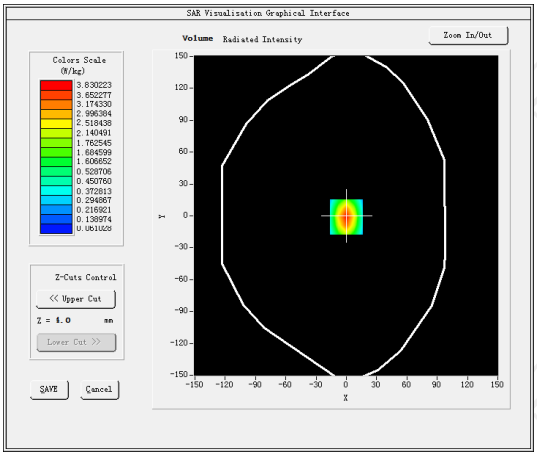

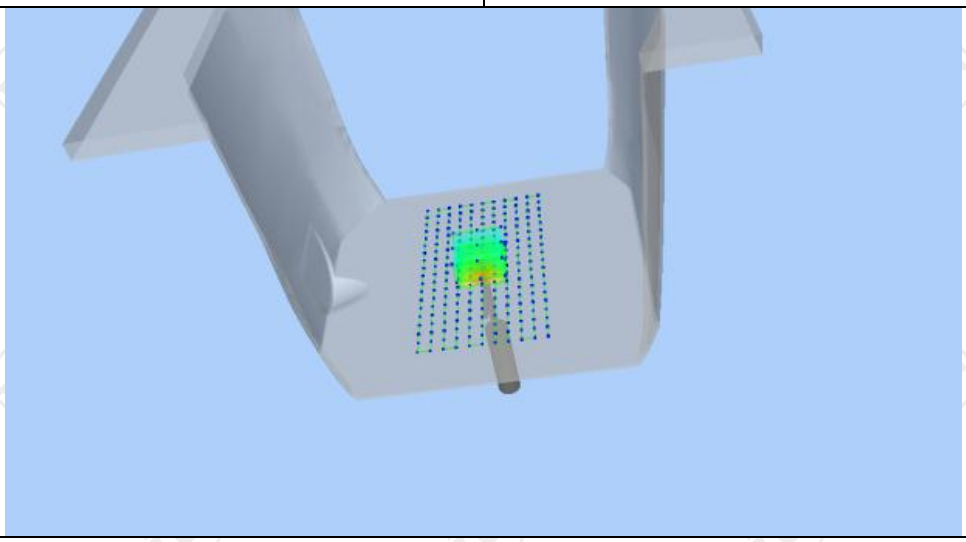

Z (mm)	0.00	4.00	9.00	14.00	19.00
SAR (W/Kg)	3.5325	2.5687	1.7025	1.3025	0.1125

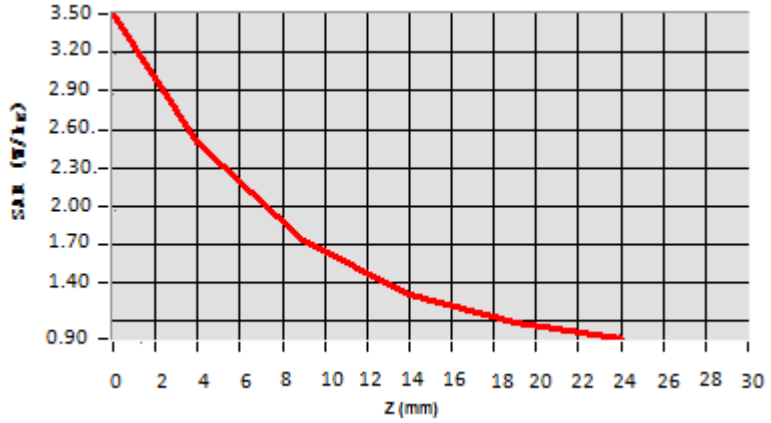

Hot spot position

Date of measurement: 08/24/2022 Test mode: 2450MHz (Head)
Product Description: Validation
Dipole Model: SID2450
E-Field Probe: SSE2 (SN 36/20 EPGO346)

Phantom	Validation plane
Input Power	100mW
Crest Factor	1.0
Probe Conversion factor	2.31
Frequency (MHz)	2450.000000
Relative permittivity (real part)	37.821613
Relative permittivity (imaginary part)	13.546980
Conductivity (S/m)	1.834111
Variation (%)	-0.470000
SAR 10g (W/Kg)	**2.364445**
SAR 1g (W/Kg)	**4.994244**

SURFACE SAR	**VOLUME SAR**
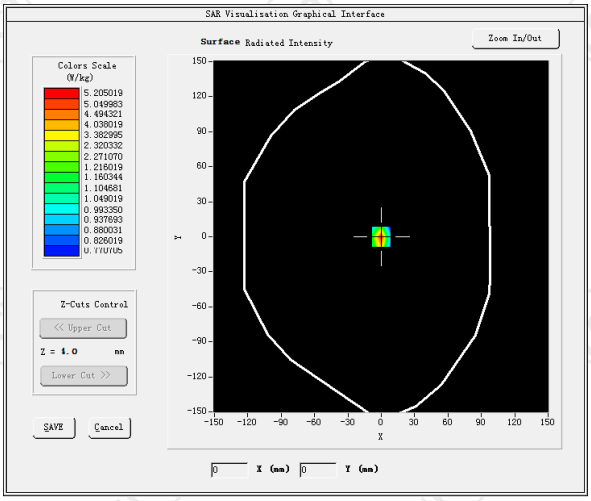	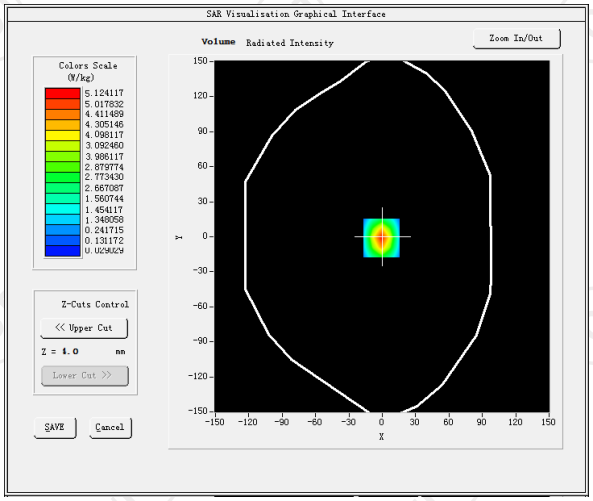

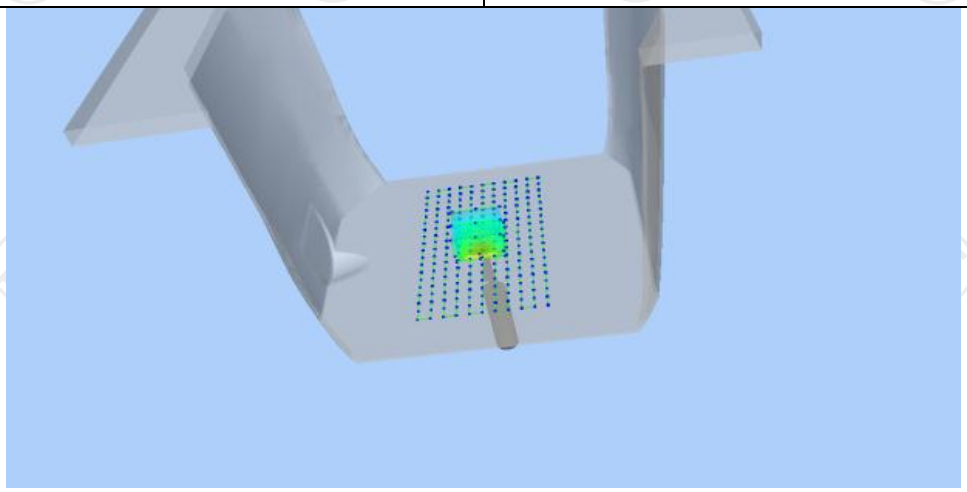

Z (mm)	0.00	4.00	9.00	14.00	19.00
SAR (W/Kg)	5.0262	2.7584	1.5026	0.8252	0.4125

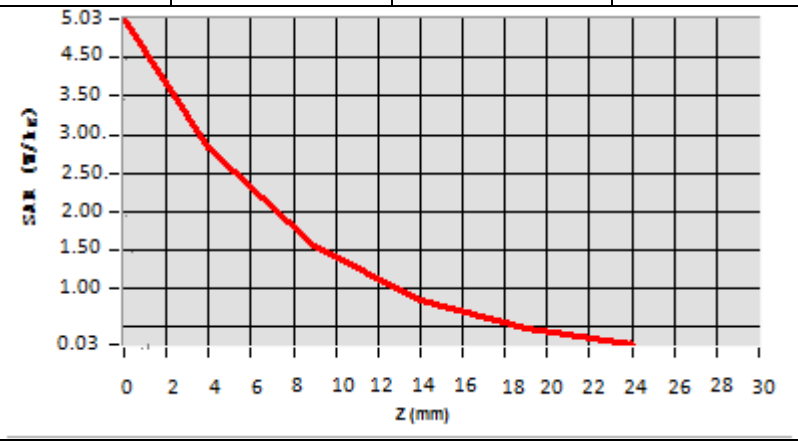

Hot spot position

Date of measurement: 08/26/2022 Test mode: 2600MHz (Head)
Product Description: Validation
Dipole Model: SID2600
E-Field Probe: SSE2 (SN 36/20 EPGO346)

Phantom	Validation plane
Input Power	100mW
Crest Factor	1.0
Probe Conversion factor	4.36
Frequency (MHz)	2535.000000
Relative permittivity (real part)	38.853477
Relative permittivity (imaginary part)	13.545489
Conductivity (S/m)	1.922567
Variation (%)	-1.360000
SAR 10g (W/Kg)	**2.430127**
SAR 1g (W/Kg)	**5.413744**

SURFACE SAR	**VOLUME SAR**
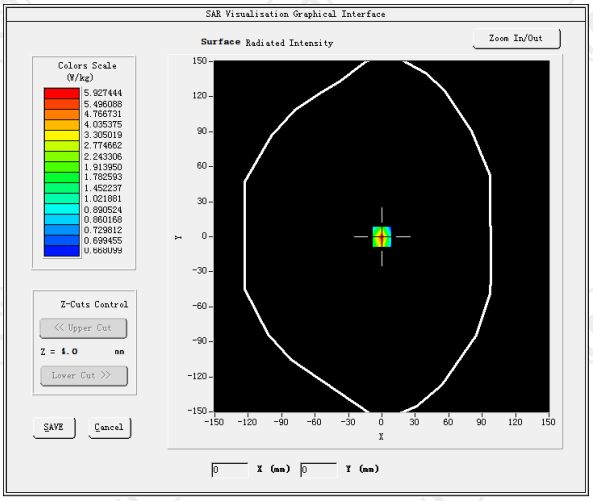	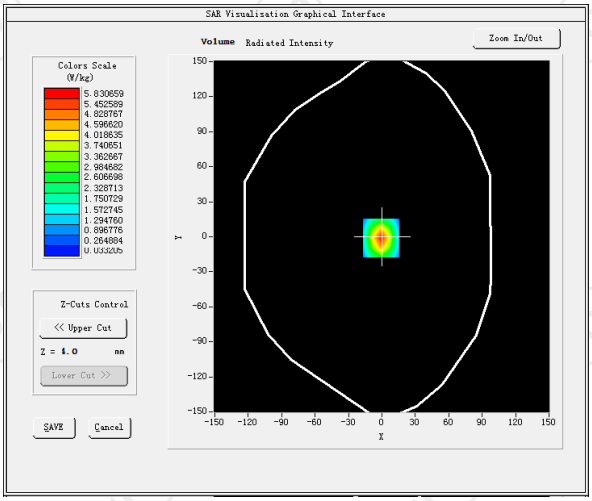

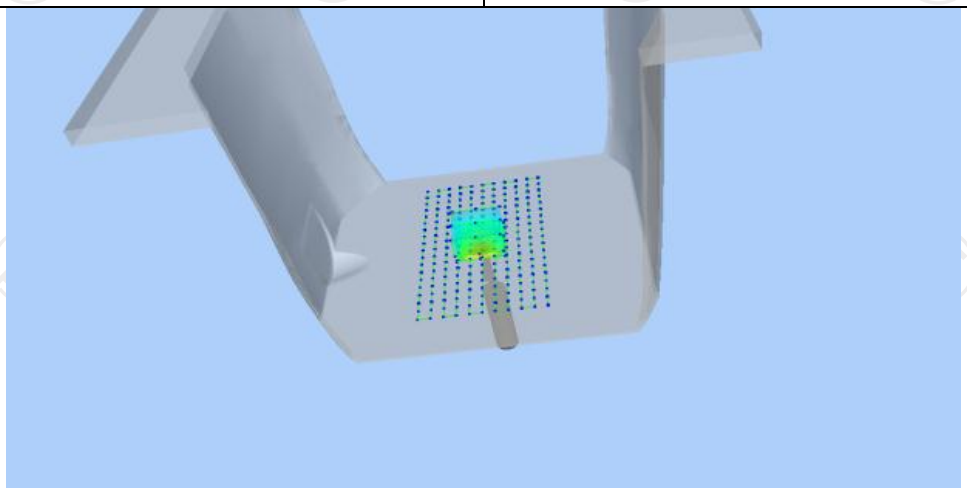

Z (mm)	0.00	4.00	9.00	14.00	19.00
SAR (W/Kg)	5.7893	3.2375	0.2098	0.0387	0.0249

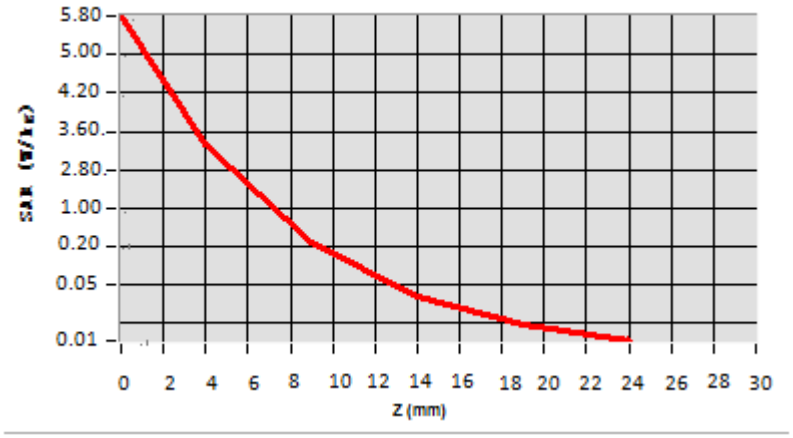

Hot spot position

Hotline: 400-6611-140 Tel: 86-755-27673339 Fax: 86-755-27673332 http://www.tct-lab.com

Date of measurement: 08/29/2022 Test mode: 5200MHz (Head)
Product Description: Validation
Dipole Model: SID5200
E-Field Probe: SSE2 (SN 36/20 EPGO346)

Phantom	Validation plane
Input Power	100mW
Crest Factor	1.0
Probe Conversion factor	2.01
Frequency (MHz)	5200.000000
Relative permittivity (real part)	35.068832
Relative permittivity (imaginary part)	13.679428
Conductivity (S/m)	5.220788
Variation (%)	-0.820000
SAR 10g (W/Kg)	**1.807521**
SAR 1g (W/Kg)	**5.012481**

SURFACE SAR	**VOLUME SAR**
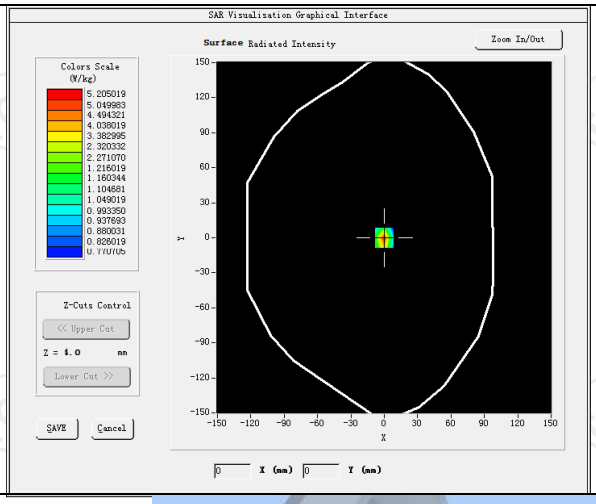	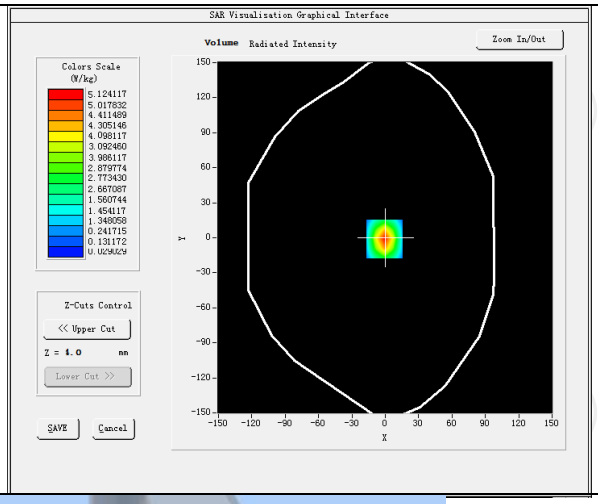

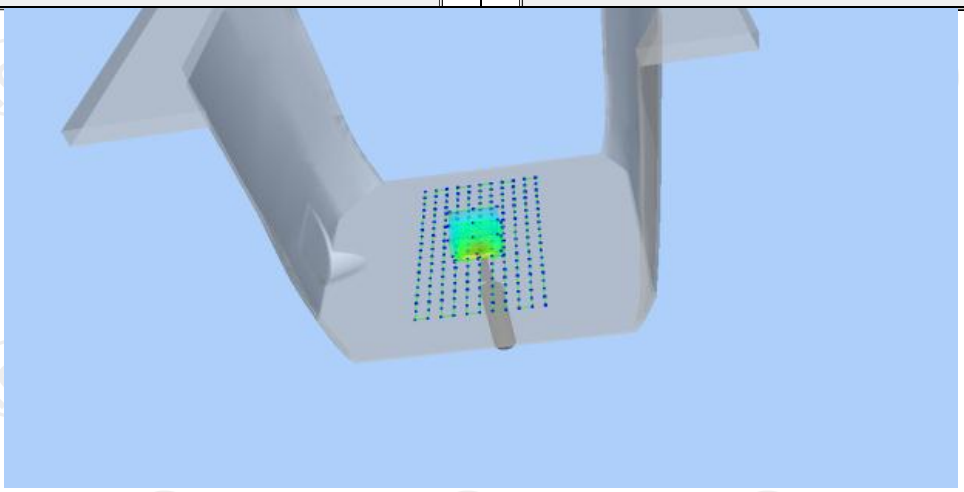

Z (mm)	0.00	4.00	9.00	14.00	19.00
SAR (W/Kg)	5.0132	2.7584	1.5026	0.8252	0.4125

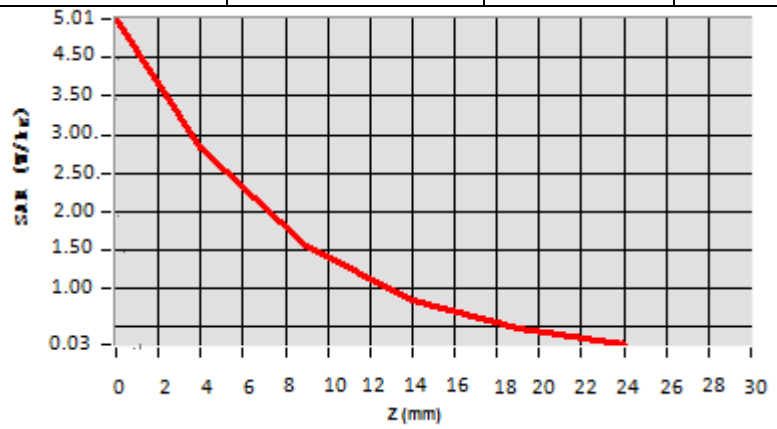

Hot spot position

Date of measurement: 08/31/2022 Test mode: 5300MHz (Head)
Product Description: Validation
Dipole Model: SID5300
E-Field Probe: SSE2 (SN 36/20 EPGO346)

Phantom	Validation plane
Input Power	100mW
Crest Factor	1.0
Probe Conversion factor	1.94
Frequency (MHz)	5300.000000
Relative permittivity (real part)	36.068832
Relative permittivity (imaginary part)	13.680430
Conductivity (S/m)	4.690788
Variation (%)	-0.820000
SAR 10g (W/Kg)	**17.217521**
SAR 1g (W/Kg)	**5.922481**

SURFACE SAR	**VOLUME SAR**
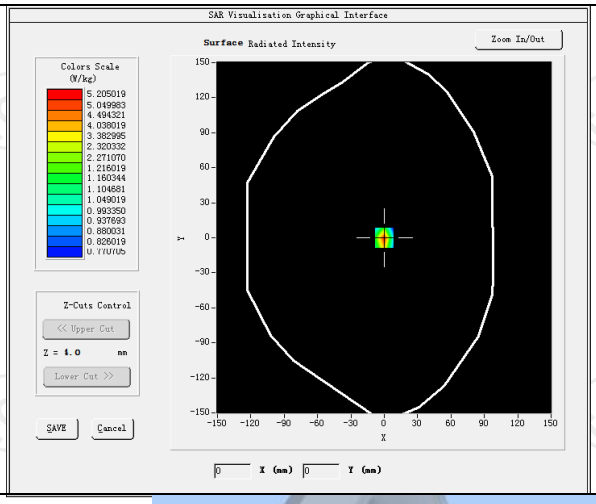	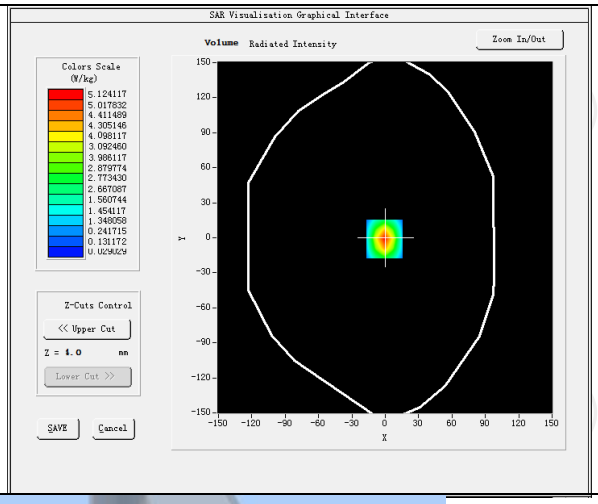

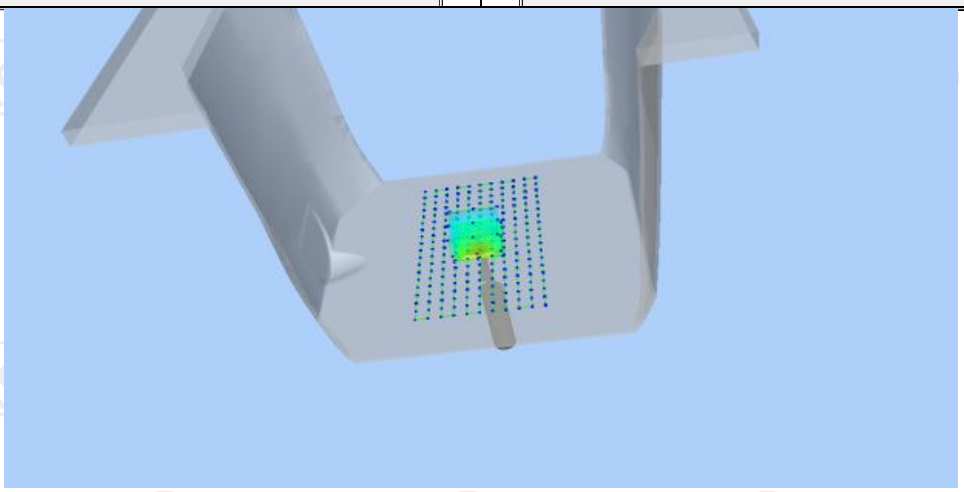

Z (mm)	0.00	4.00	9.00	14.00	19.00
SAR (W/Kg)	49.15	27.584	20.346	11.252	5.4125

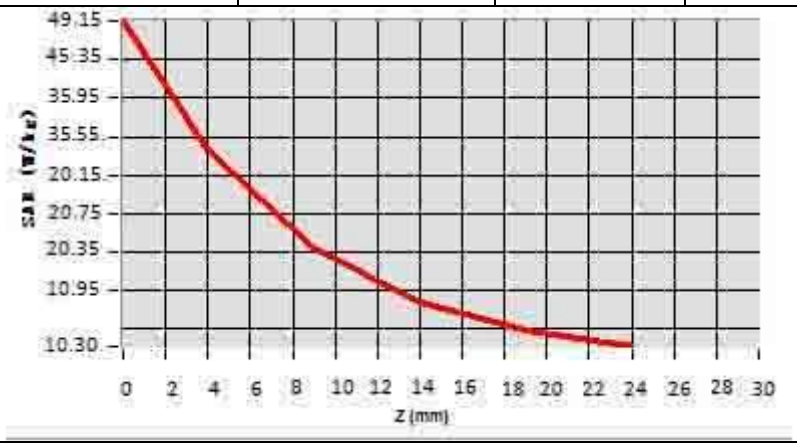

Hot spot position

Date of measurement: 09/01/2022 Test mode: 5600MHz (Body)
Product Description: Validation
Dipole Model: SID5000
E-Field Probe: SSE2 (SN 36/20 EPGO346)

Phantom	Validation plane
Input Power	100mW
Crest Factor	1.0
Probe Conversion factor	2.12
Frequency (MHz)	5600.000000
Relative permittivity (real part)	47.599999
Relative permittivity (imaginary part)	13.329440
Conductivity (S/m)	5.770354
Variation (%)	1.410000
SAR 10g (W/Kg)	**5.994255**
SAR 1g (W/Kg)	**18.066112**

SURFACE SAR	**VOLUME SAR**
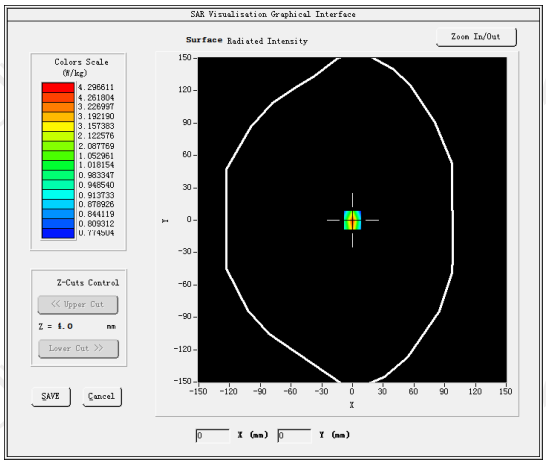	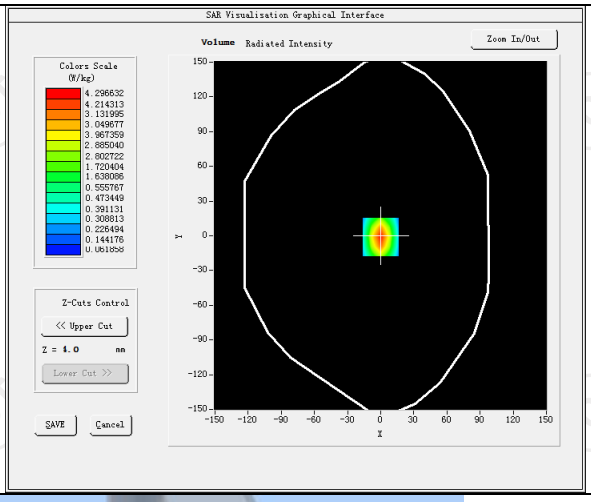

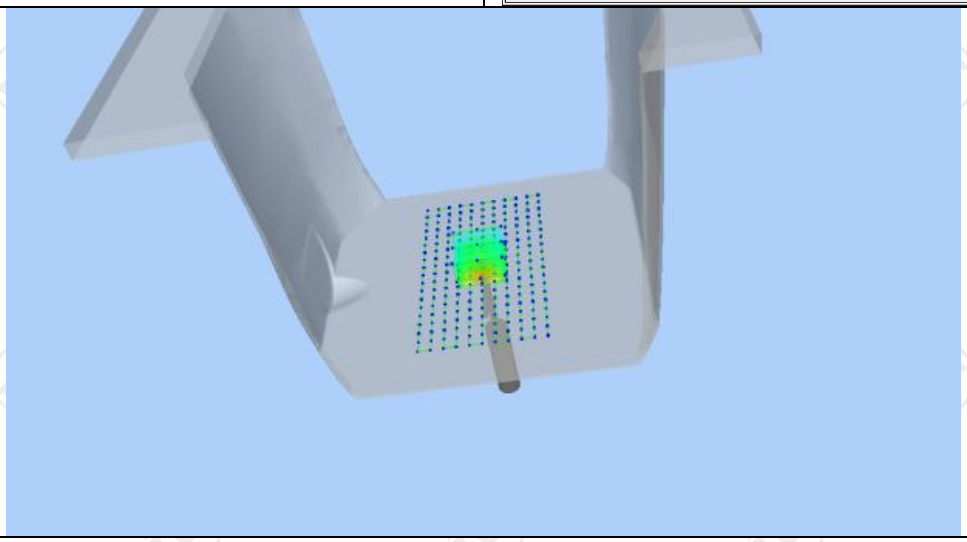

Z (mm)	0.00	4.00	9.00	14.00	19.00
SAR (W/Kg)	51.4532	30.7154	20.9525	10.5194	10.3514

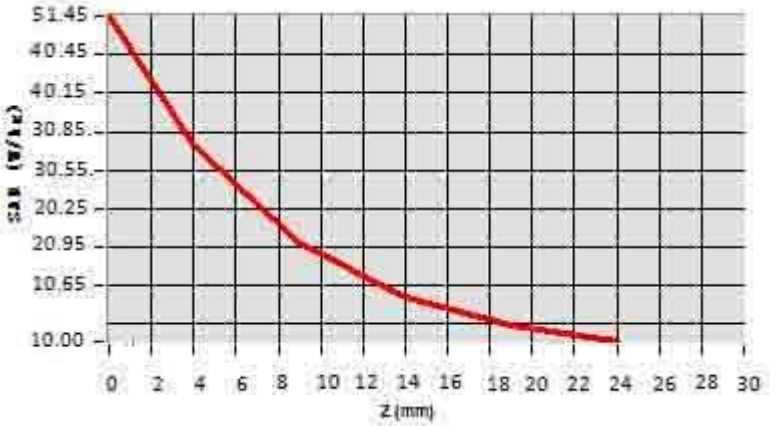

Hot spot position

Date of measurement: 09/07/2022 Test mode: 5800MHz (Head)
Product Description: Validation
Dipole Model: SID5800
E-Field Probe: SSE2 (SN 36/20 EPGO346)

Phantom	Validation plane
Input Power	100mW
Crest Factor	1.0
Probe Conversion factor	2.06
Frequency (MHz)	5800.000000
Relative permittivity (real part)	38.352823
Relative permittivity (imaginary part)	13.671675
Conductivity (S/m)	5.430828
Variation (%)	-2.800000
SAR 10g (W/Kg)	**2.005121**
SAR 1g (W/Kg)	**5.063573**

SURFACE SAR	**VOLUME SAR**
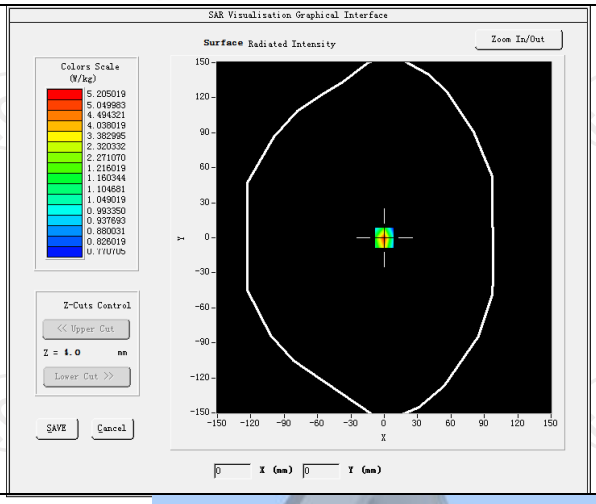	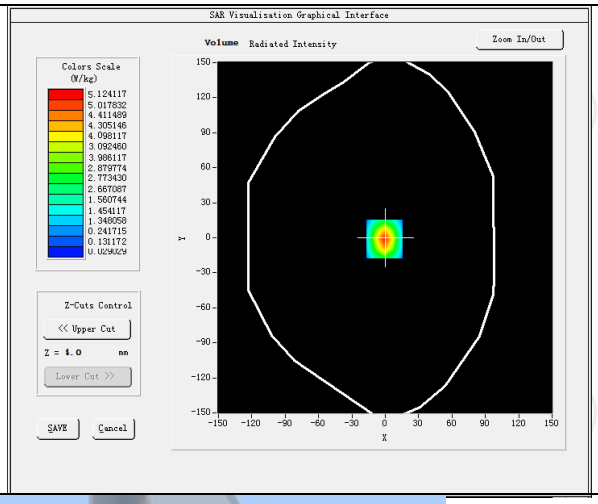

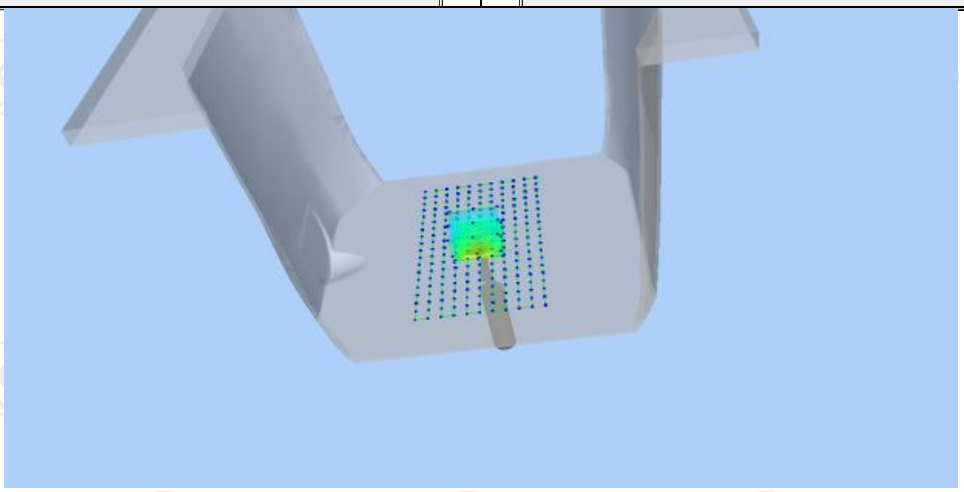

Z (mm)	0.00	4.00	9.00	14.00	19.00
SAR (W/Kg)	5.0622	2.8054	1.5421	0.8321	0.4130

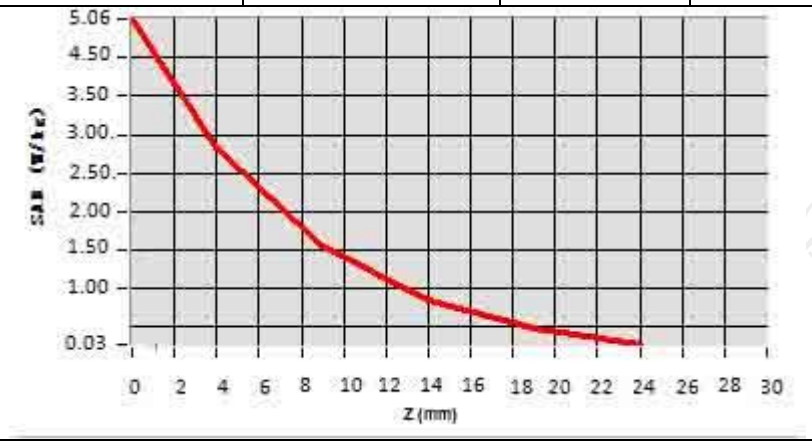

Hot spot position

12. SAR Test Data

GSM850-1

MEASUREMENT 1	
High Band SAR (Channel 251)	Date: 08/15/2022
Frequency (MHz)	848.000000
Relative permittivity (real part)	41.417760
Relative permittivity (imaginary part)	18.129852
Conductivity (S/m)	0.874923
Variation (%)	3.240000
Crest Factor:	1.0
Probe Conversion factor	1.80
E-Field Probe:	SSE2 (SN 36/20 EPGO346)
Area Scan	dx=8mm dy=8mm, h= 5.00 mm
ZoomScan	5x5x7,dx=8mm dy=8mm dz=5mm,Complete/ndx=8mm dy=8mm, h= 5.00 mm
Phantom	Left head
Device Position	Cheek
Band	GSM850(voice)
SURFACE SAR	**VOLUME SAR**
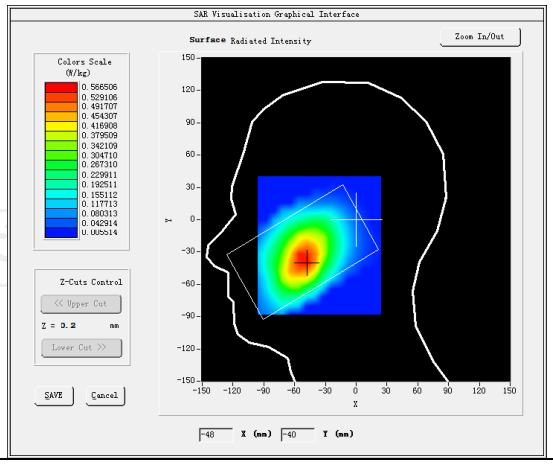	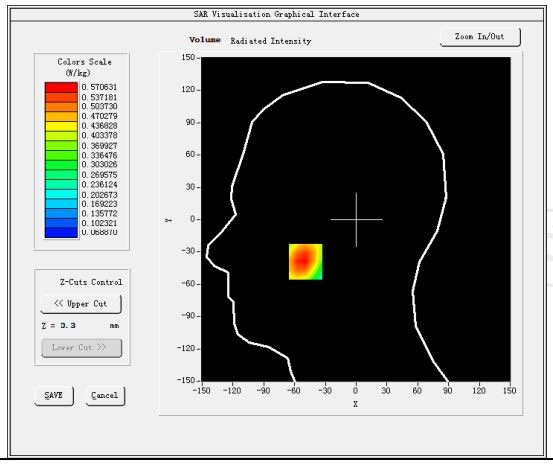
Maximum location: X=-49.00, Y=-39.00 SAR Peak: 0.75 W/kg	
SAR 10g (W/Kg)	0.284282
SAR 1g (W/Kg)	0.421701
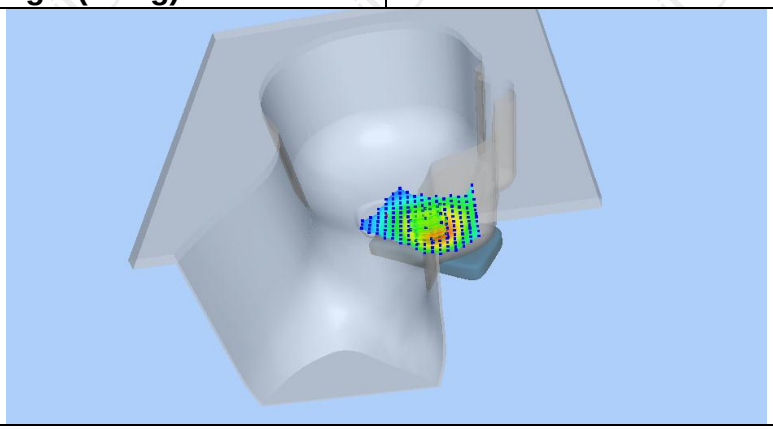	

Z (mm)	0.00	4.00	9.00	14.00	19.00
SAR (W/Kg)	0.9139	0.6546	0.4255	0.2757	0.1792

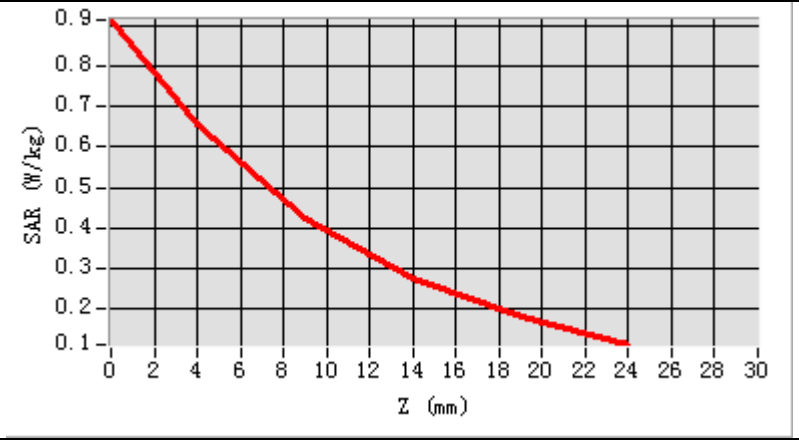

Hot spot position

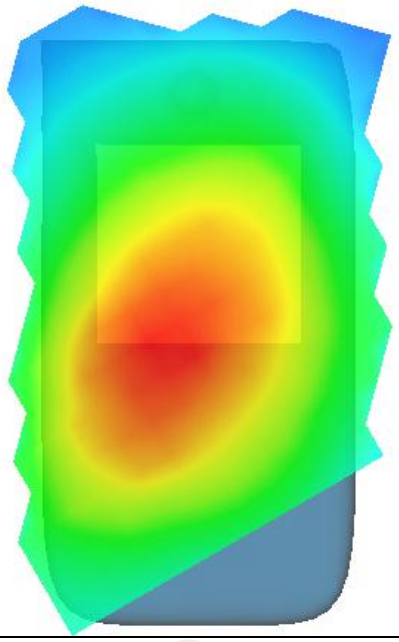

MEASUREMENT 2	
High Band SAR (Channel 251)	Date: 08/15/2022
Frequency (MHz)	848.000000
Relative permittivity (real part)	41.417760
Relative permittivity (imaginary part)	18.129852
Conductivity (S/m)	0.874923
Variation (%)	-2.600000
Crest Factor:	1.0
Probe Conversion factor	1.80
E-Field Probe:	SSE2 (SN 36/20 EPGO346)
Area Scan	dx=8mm dy=8mm, h= 5.00 mm
ZoomScan	5x5x7,dx=8mm dy=8mm dz=5mm,Complete/ndx=8mm dy=8mm, h= 5.00 mm
Phantom	Validation plane
Device Position	Body back(10mm)
Band	GSM850(Voice)
SURFACE SAR	**VOLUME SAR**

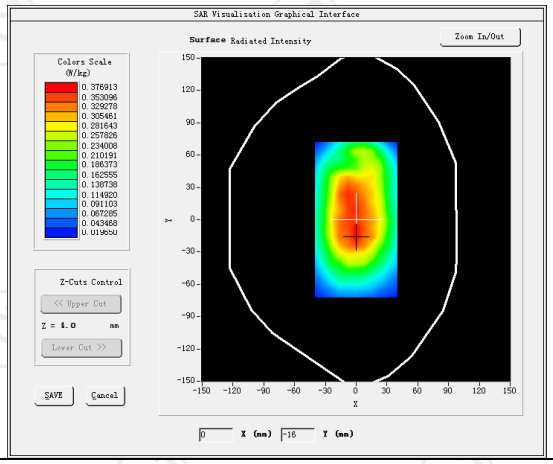

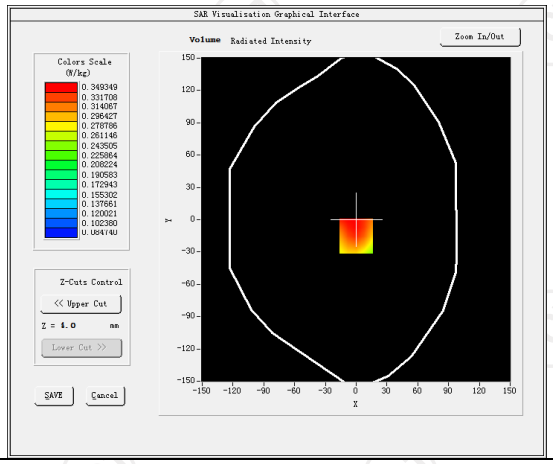

Maximum location: X=0.00, Y=-15.00 SAR Peak: 0.43 W/kg	
SAR 10g (W/Kg)	0.259375
SAR 1g (W/Kg)	0.339121

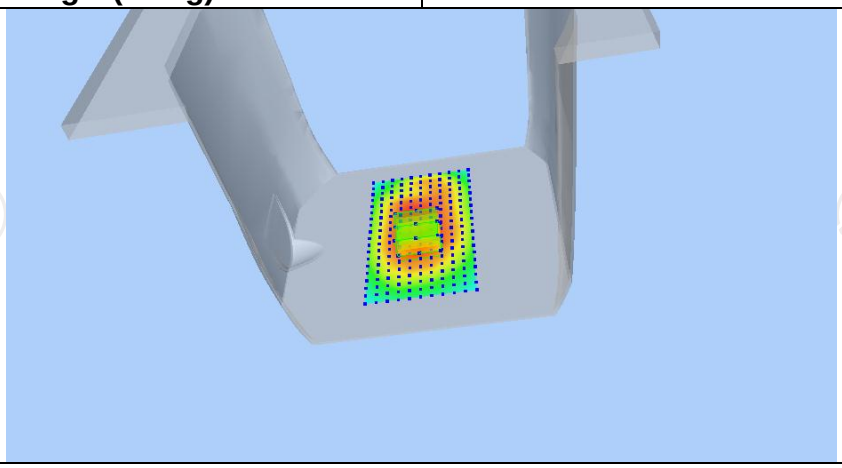

Z (mm)	0.00	4.00	9.00	14.00	19.00
SAR (W/Kg)	0.9547	0.3493	0.2145	0.2163	0.1300

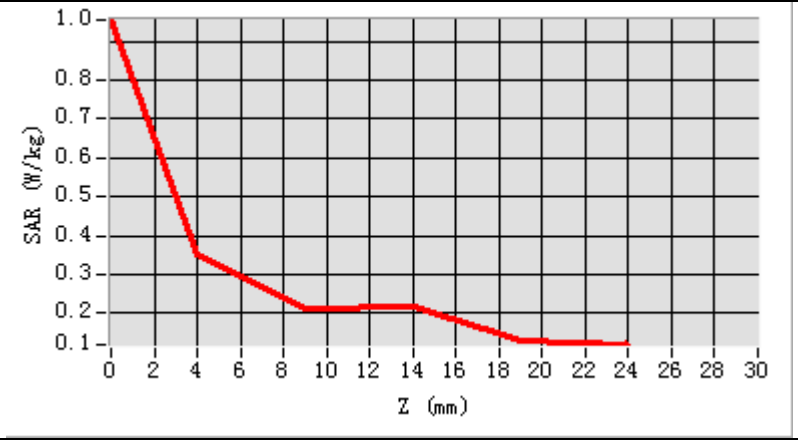

Hot spot position

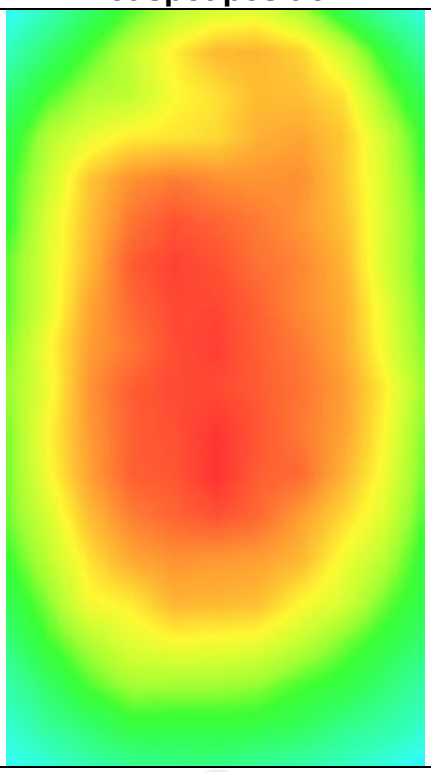

MEASUREMENT 3	
Middle Band SAR (Channel 190)	Date: 08/15/2022
Frequency (MHz)	836.600000
Relative permittivity (real part)	41.417760
Relative permittivity (imaginary part)	18.129852
Conductivity (S/m)	0.874923
Variation (%)	0.200000
Crest Factor:	1.0
Probe Conversion factor	1.80
E-Field Probe:	SSE2 (SN 36/20 EPGO346)
Area Scan	dx=8mm dy=8mm, h= 5.00 mm
ZoomScan	5x5x7,dx=8mm dy=8mm dz=5mm,Complete/ndx=8mm dy=8mm, h= 5.00 mm
Phantom	Validation plane
Device Position	Body back(10mm)
Band	GSM850(GPRS 4slot)
SURFACE SAR	**VOLUME SAR**

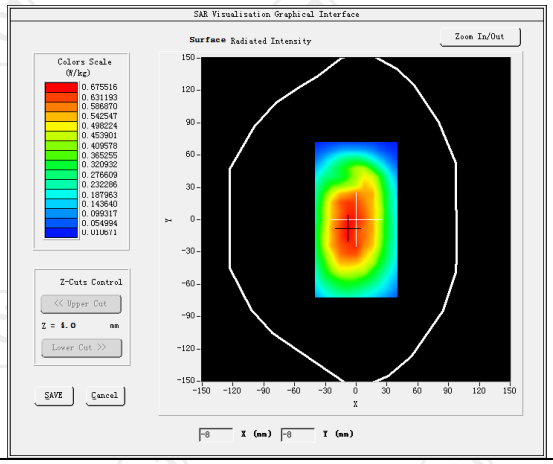

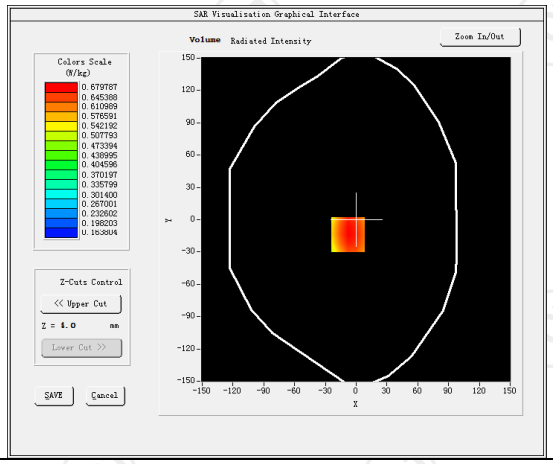

Maximum location: X=-8.00, Y=-14.00 SAR Peak: 0.84 W/kg	
SAR 10g (W/Kg)	0.494016
SAR 1g (W/Kg)	0.660314

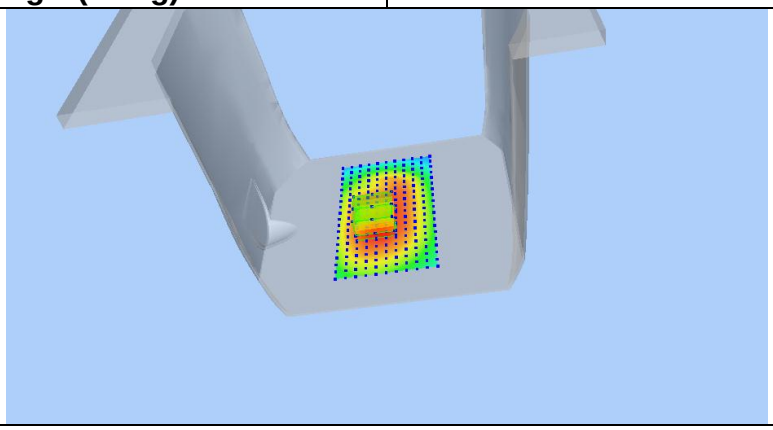

Z (mm)	0.00	4.00	9.00	14.00	19.00
SAR (W/Kg)	0.8297	0.6798	0.5281	0.4101	0.3180

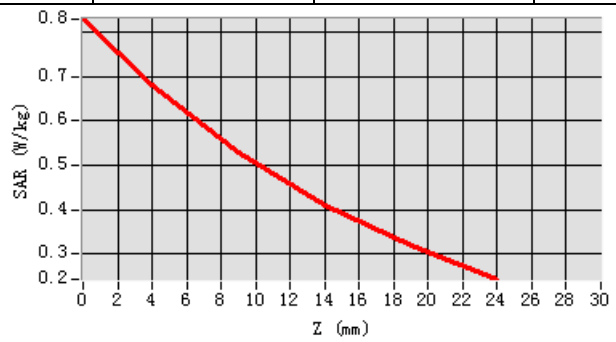

Hot spot position

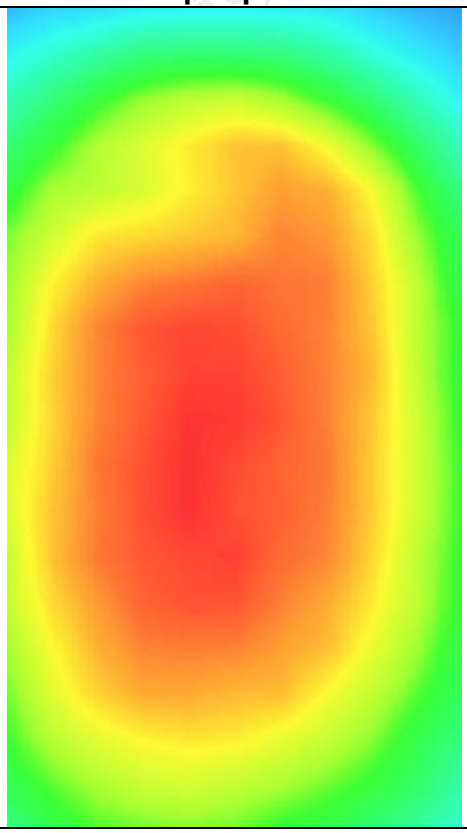

Hotline: 400-6611-140 Tel: 86-755-27673339 Fax: 86-755-27673332 http://www.tct-lab.com

MEASUREMENT 4	
Middle Band SAR (Channel 190)	Date: 08/15/2022
Frequency (MHz)	836.600000
Relative permittivity (real part)	41.417760
Relative permittivity (imaginary part)	18.129852
Conductivity (S/m)	0.874923
Variation (%)	-0.370000
Crest Factor:	1.0
Probe Conversion factor	1.80
E-Field Probe:	SSE2 (SN 36/20 EPGO346)
Area Scan	dx=8mm dy=8mm, h= 5.00 mm
ZoomScan	5x5x7,dx=8mm dy=8mm dz=5mm,Complete/ndx=8mm dy=8mm, h= 5.00 mm
Phantom	Validation plane
Device Position	Body back(10mm)
Band	GSM850(GPRS 4slot hotspot)
SURFACE SAR	**VOLUME SAR**
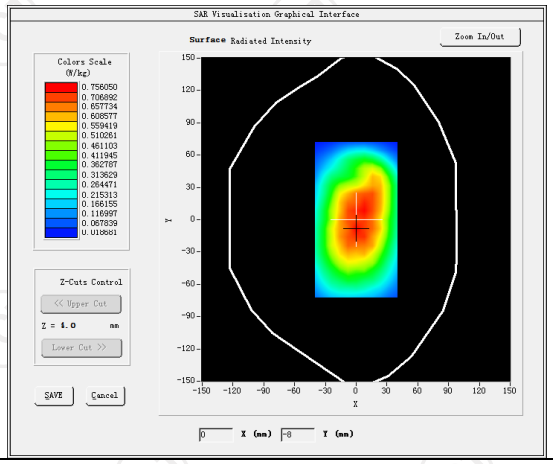	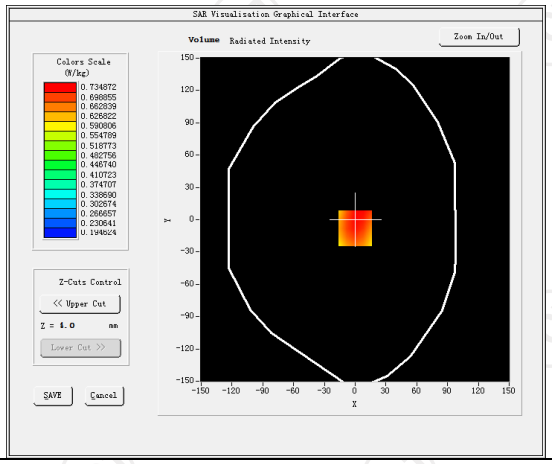
Maximum location: X=0.00, Y=-8.00 SAR Peak: 0.92 W/kg	
SAR 10g (W/Kg)	0.530886
SAR 1g (W/Kg)	0.702812

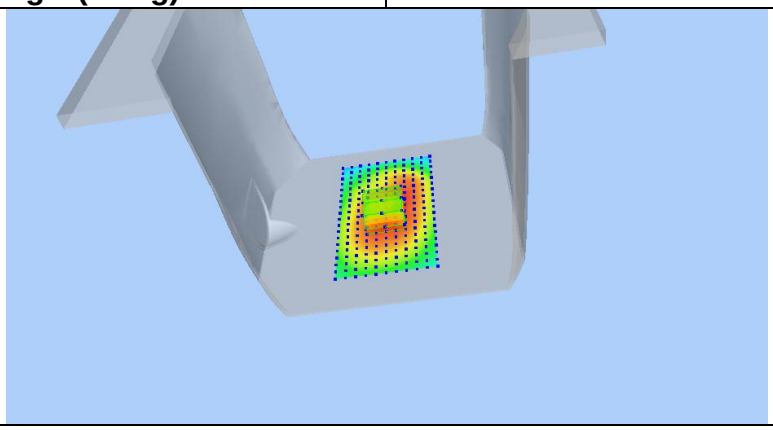

Z (mm)	0.00	4.00	9.00	14.00	19.00
SAR (W/Kg)	1.0470	0.7349	0.5467	0.4377	0.3352

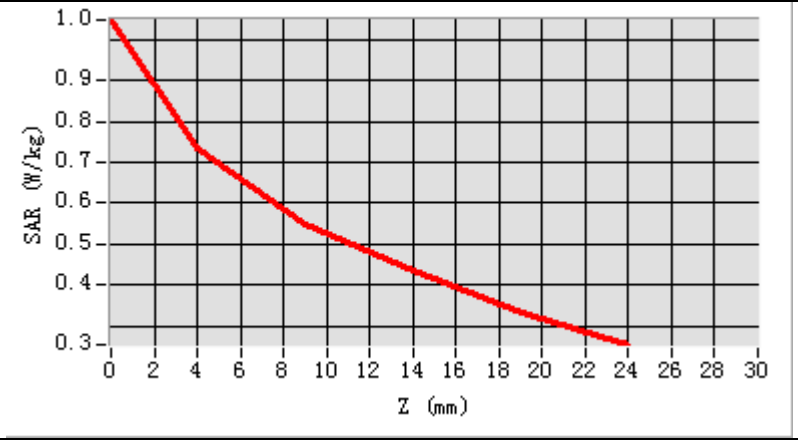

Hot spot position

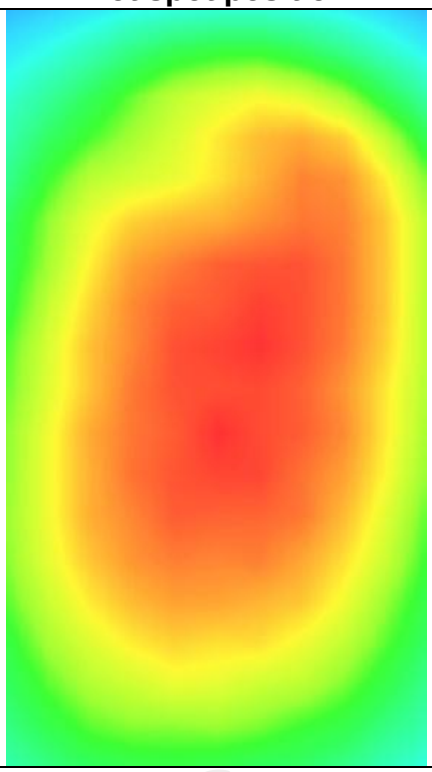

GSM1900 -1

MEASUREMENT 1	
Lower Band SAR (Channel 512):	Date: 08/22/2022
Frequency (MHz)	1850.200000
Relative permittivity (real part)	39.076721
Relative permittivity (imaginary part)	12.607061
Conductivity (S/m)	1.367609
Variation (%)	0.420000
Crest Factor	1.0
Probe Conversion factor	2.23
E-Field Probe:	SSE2 (SN 36/20 EPGO346)
Area Scan	dx=8mm dy=8mm, h= 5.00 mm
ZoomScan	5x5x7,dx=8mm dy=8mm dz=5mm,Complete/ndx=8mm dy=8mm, h= 5.00 mm
Phantom	Left head
Device Position	Cheek
Band	GSM1900(voice)
SURFACE SAR	**VOLUME SAR**

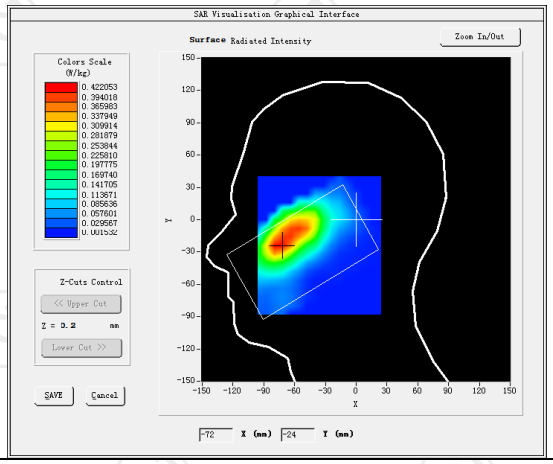

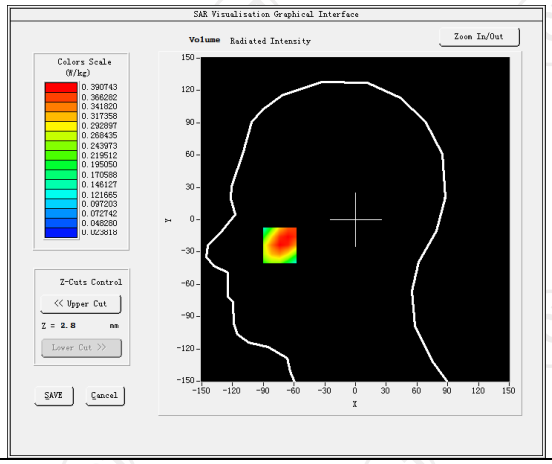

Maximum location: X=-74.00, Y=-23.00 SAR Peak: 0.56 W/kg	
SAR 10g (W/Kg)	0.239449
SAR 1g (W/Kg)	0.377428

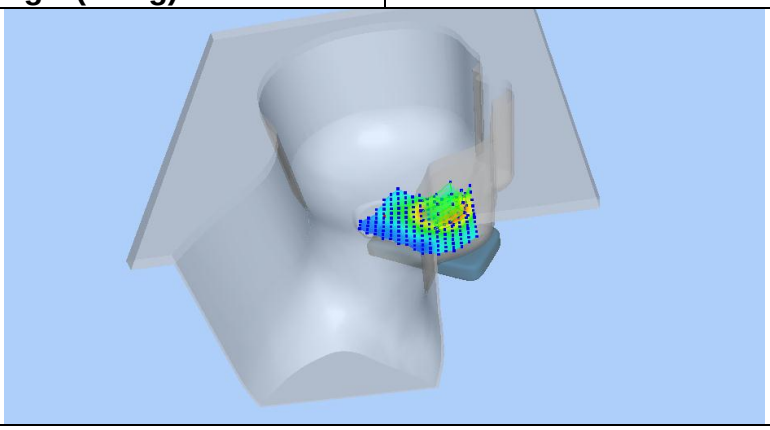

Z (mm)	0.00	4.00	9.00	14.00	19.00
SAR (W/Kg)	0.5344	0.3907	0.2608	0.1730	0.1144

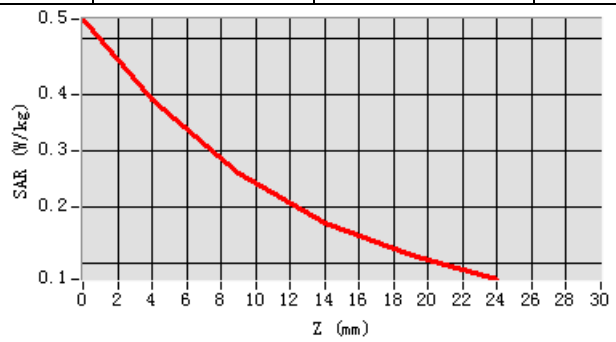

Hot spot position

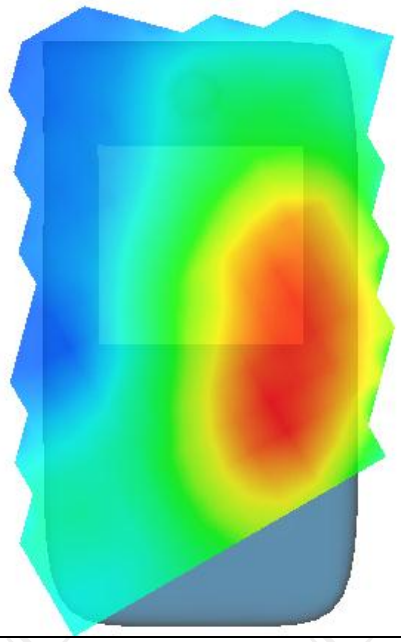

MEASUREMENT 2	
Lower Band SAR (Channel 512):	Date: 08/22/2022
Frequency (MHz)	1850.200000
Relative permittivity (real part)	39.076721
Relative permittivity (imaginary part)	12.607061
Conductivity (S/m)	1.367609
Variation (%)	-1.680000
Crest Factor	1.0
Probe Conversion factor	2.23
E-Field Probe:	SSE2 (SN 36/20 EPGO346)
Area Scan	dx=8mm dy=8mm, h= 5.00 mm
ZoomScan	5x5x7,dx=8mm dy=8mm dz=5mm,Complete/ndx=8mm dy=8mm, h= 5.00 mm
Phantom	Validation plane
Device Position	Body back(10mm)
Band	GSM1900(voice)
SURFACE SAR	**VOLUME SAR**
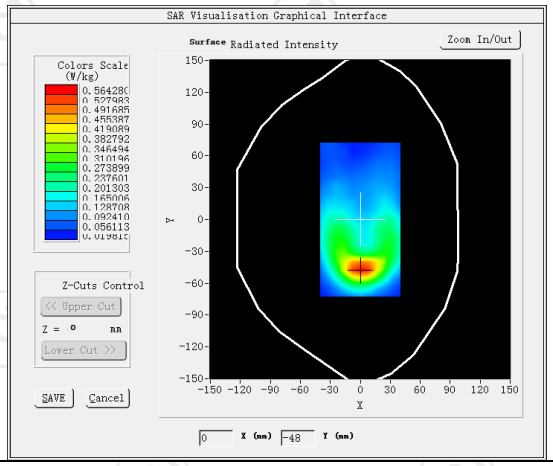	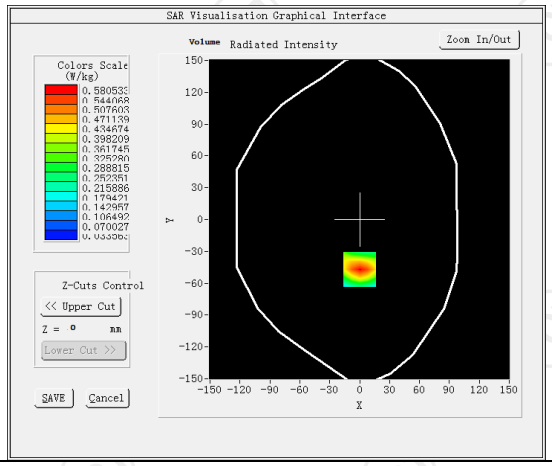
Maximum location: X=0.00, Y=-47.00 SAR Peak: 0.84 W/kg	
SAR 10g (W/Kg)	0.305824
SAR 1g (W/Kg)	0.540363

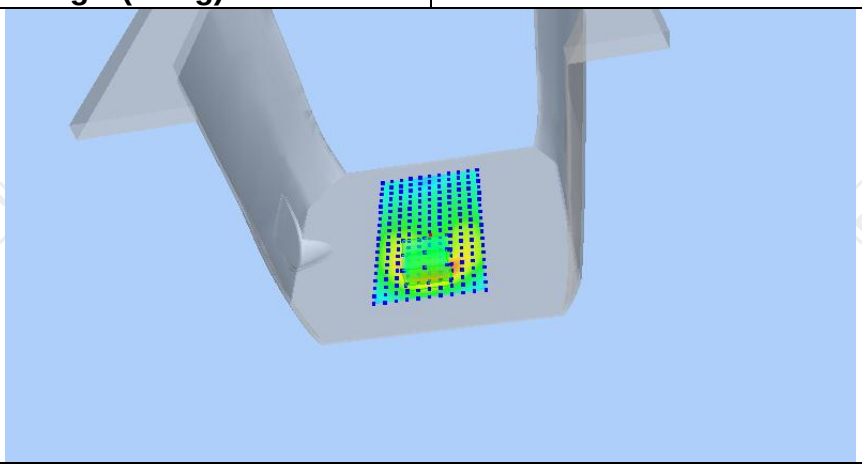

Z (mm)	0.00	4.00	9.00	14.00	19.00
SAR (W/Kg)	0.8414	0.5805	0.3567	0.2159	0.1294

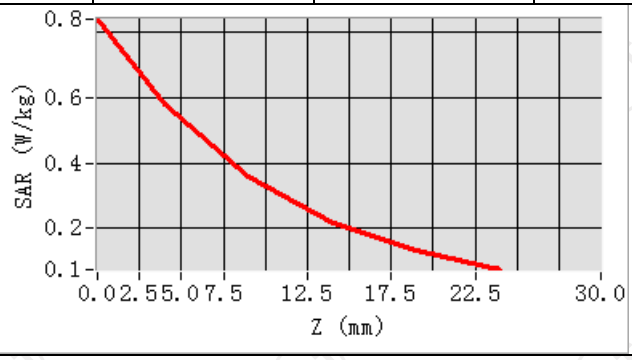

Hot spot position

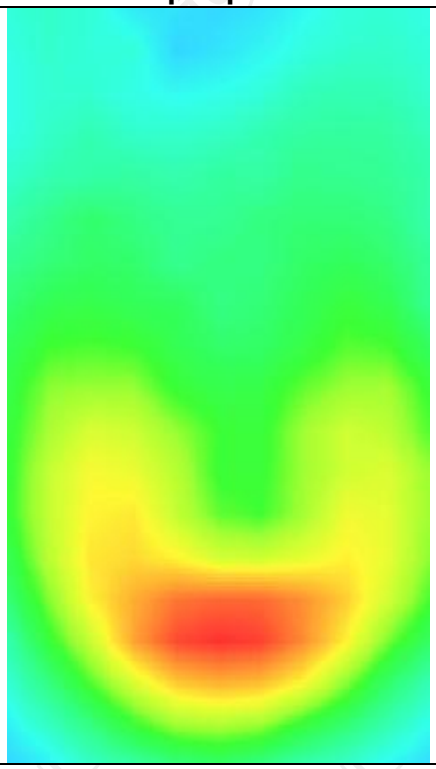

MEASUREMENT 3	
Middle Band SAR (Channel 661):	Date: 08/22/2022
Frequency (MHz)	1880.000000
Relative permittivity (real part)	39.076721
Relative permittivity (imaginary part)	12.607061
Conductivity (S/m)	1.367609
Variation (%)	-0.930000
Crest Factor	1.0
Probe Conversion factor	2.23
E-Field Probe:	SSE2 (SN 36/20 EPGO346)
Area Scan	dx=8mm dy=8mm, h= 5.00 mm
ZoomScan	5x5x7,dx=8mm dy=8mm dz=5mm,Complete/ndx=8mm dy=8mm, h= 5.00 mm
Phantom	Validation plane
Device Position	Body back(10mm)
Band	GSM1900(GPRS 4slot)
SURFACE SAR	**VOLUME SAR**

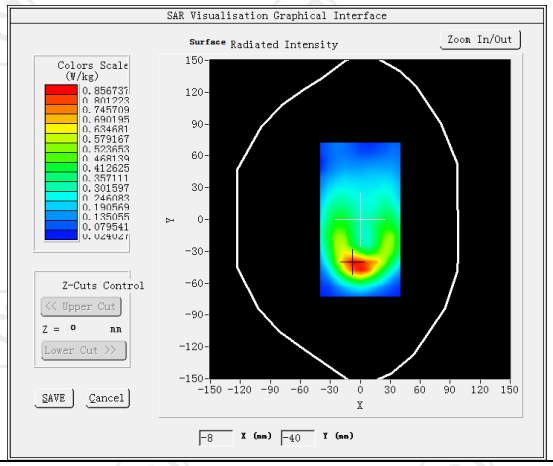

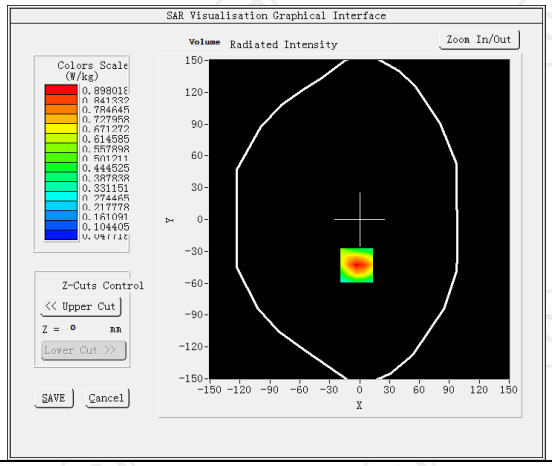

Maximum location: X=-3.00, Y=-43.00 SAR Peak: 1.36 W/kg	
SAR 10g (W/Kg)	0.469354
SAR 1g (W/Kg)	0.610432

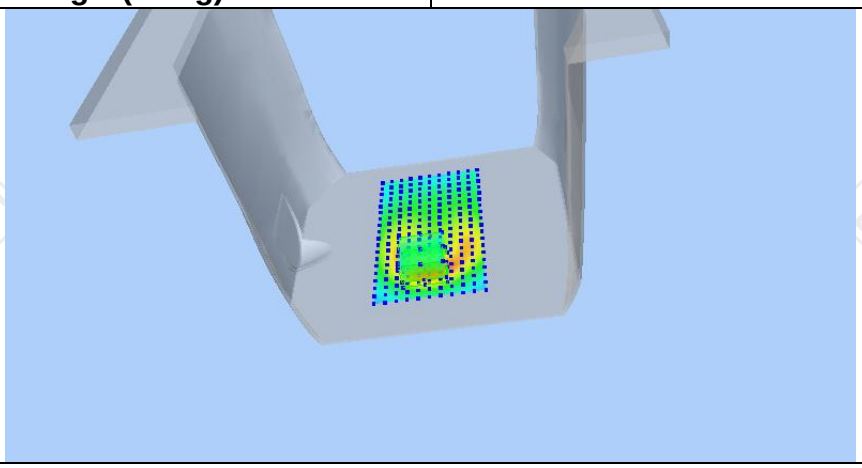

Z (mm)	0.00	4.00	9.00	14.00	19.00
SAR (W/Kg)	1.3494	0.8980	0.5288	0.3119	0.1885

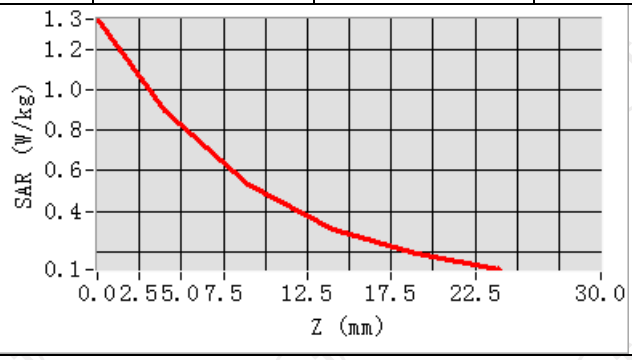

Hot spot position

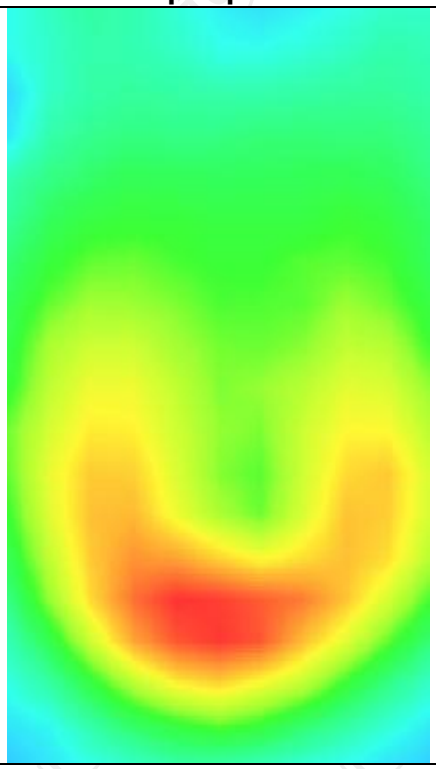

MEASUREMENT 4	
Middle Band SAR (Channel 661):	Date: 08/22/2022
Frequency (MHz)	1880.000000
Relative permittivity (real part)	39.076721
Relative permittivity (imaginary part)	12.607061
Conductivity (S/m)	1.367609
Variation (%)	1.840000
Crest Factor	1.0
Probe Conversion factor	2.23
E-Field Probe:	SSE2 (SN 36/20 EPGO346)
Area Scan	dx=8mm dy=8mm, h= 5.00 mm
ZoomScan	5x5x7,dx=8mm dy=8mm dz=5mm,Complete/ndx=8mm dy=8mm, h= 5.00 mm
Phantom	Validation plane
Device Position	Body back(10mm)
Band	GSM1900(GPRS 4slot hotspot)
SURFACE SAR	**VOLUME SAR**
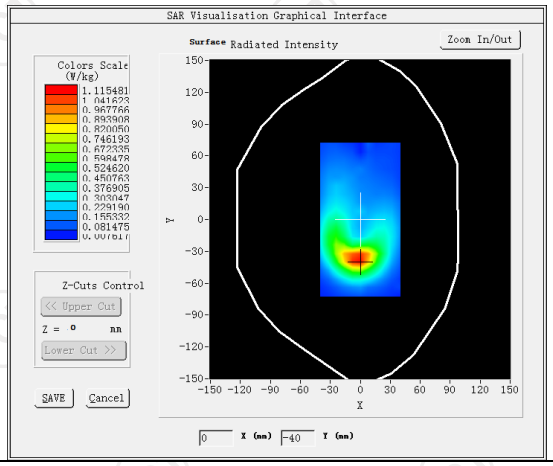	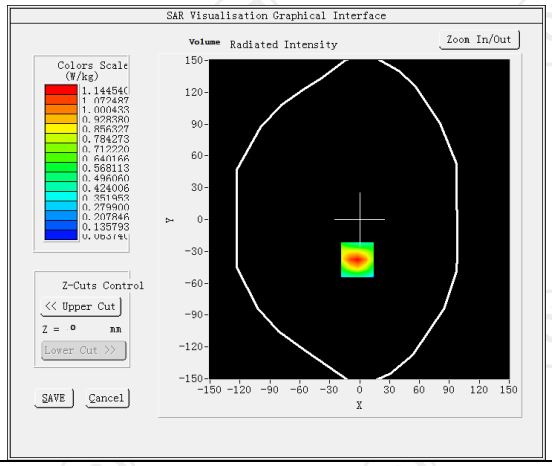
Maximum location: X=-2.00, Y=-38.00 SAR Peak: 1.80 W/kg	
SAR 10g (W/Kg)	0.365070
SAR 1g (W/Kg)	0.641860

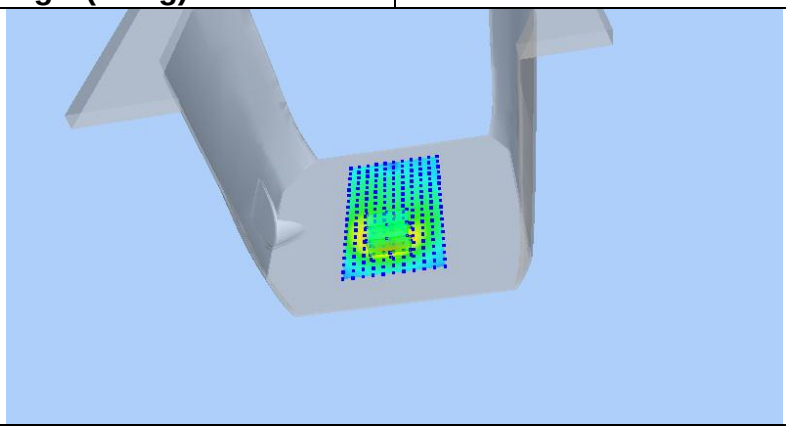

Z (mm)	0.00	4.00	9.00	14.00	19.00
SAR (W/Kg)	1.7861	1.1445	0.6398	0.3597	0.2111

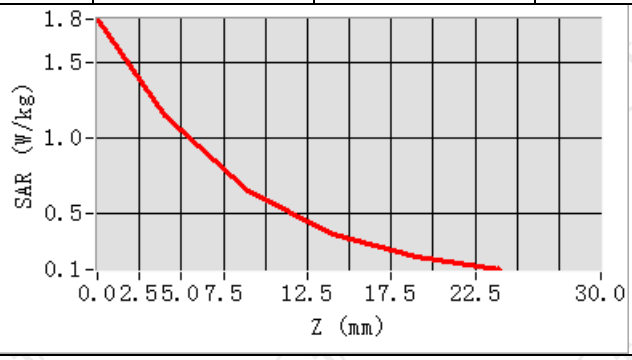

Hot spot position

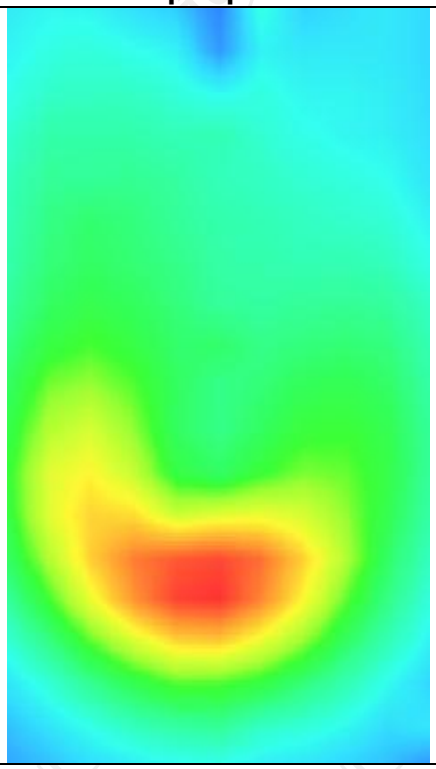

WCDMA Band II -1

MEASUREMENT 1	
Lower Band SAR (Channel 9262):	Date: 08/22/2022
Frequency (MHz)	1852.400000
Relative permittivity (real part)	39.076721
Relative permittivity (imaginary part)	12.607061
Conductivity (S/m)	1.367609
Variation (%)	2.460000
Crest Factor	1.0
Probe Conversion factor	2.23
E-Field Probe:	SSE2 (SN 36/20 EPGO346)
Area Scan	dx=8mm dy=8mm, h= 5.00 mm
ZoomScan	5x5x7,dx=8mm dy=8mm dz=5mm,Complete/ndx=8mm dy=8mm, h= 5.00 mm
Phantom	Left head
Device Position	Cheek
Band	BAND2 WCDMA1900
SURFACE SAR	**VOLUME SAR**
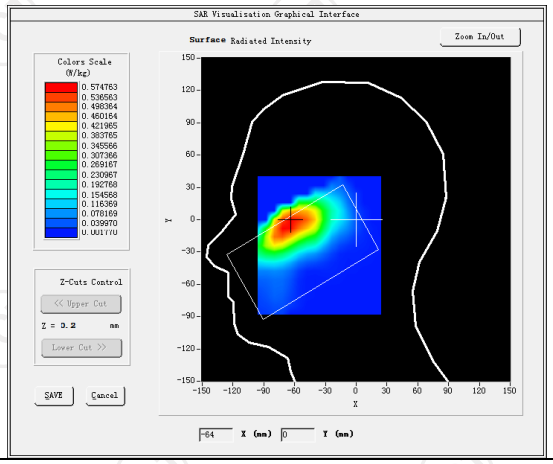	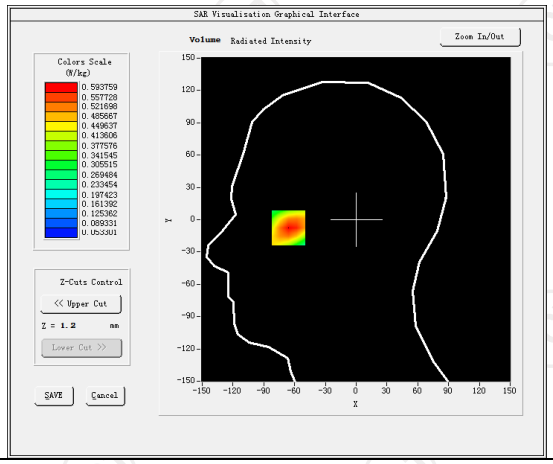
Maximum location: X=-66.00, Y=-5.00 SAR Peak: 0.83 W/kg	
SAR 10g (W/Kg)	0.148773
SAR 1g (W/Kg)	0.362938
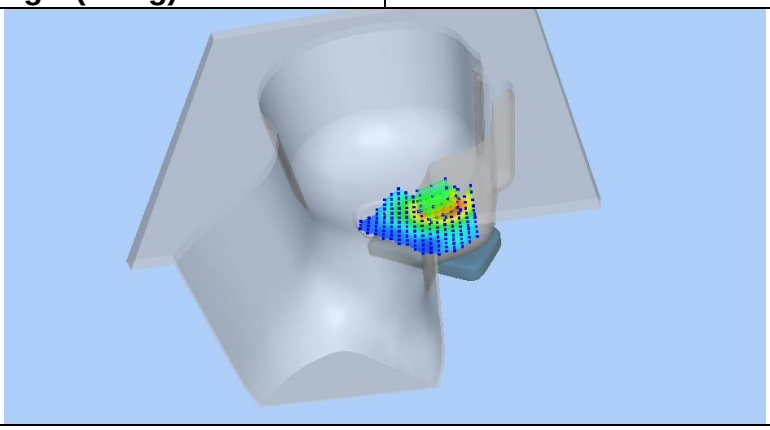	

Z (mm)	0.00	4.00	9.00	14.00	19.00
SAR (W/Kg)	0.8227	0.5938	0.3887	0.2521	0.1623

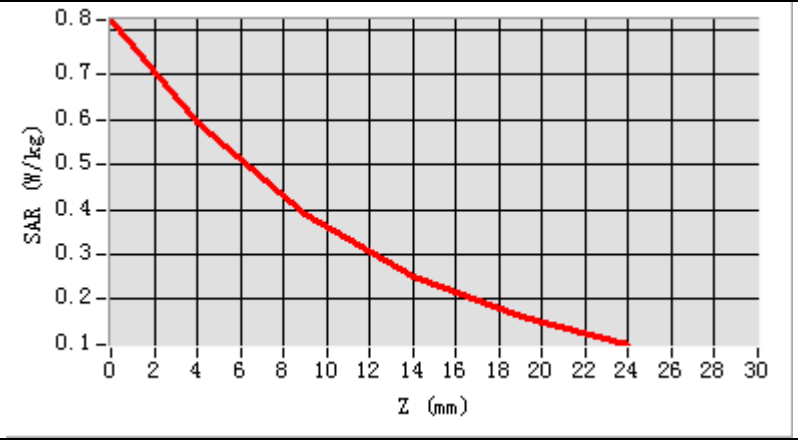

Hot spot position

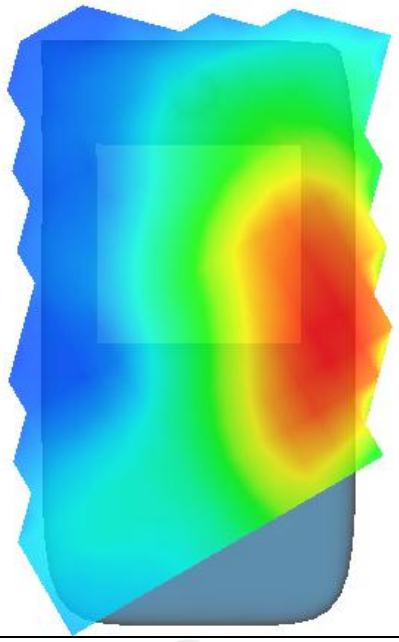

MEASUREMENT 2	
Lower Band SAR (Channel 9262):	Date: 08/22/2022
Frequency (MHz)	1852.400000
Relative permittivity (real part)	39.076721
Relative permittivity (imaginary part)	12.607061
Conductivity (S/m)	1.367609
Variation (%)	-1.730000
Crest Factor	1.0
Probe Conversion factor	2.23
E-Field Probe:	SSE2 (SN 36/20 EPGO346)
Area Scan	dx=8mm dy=8mm, h= 5.00 mm
ZoomScan	5x5x7,dx=8mm dy=8mm dz=5mm,Complete/ndx=8mm dy=8mm, h= 5.00 mm
Phantom	Validation plane
Device Position	Body back(10mm)
Band	BAND2 WCDMA1900
SURFACE SAR	**VOLUME SAR**

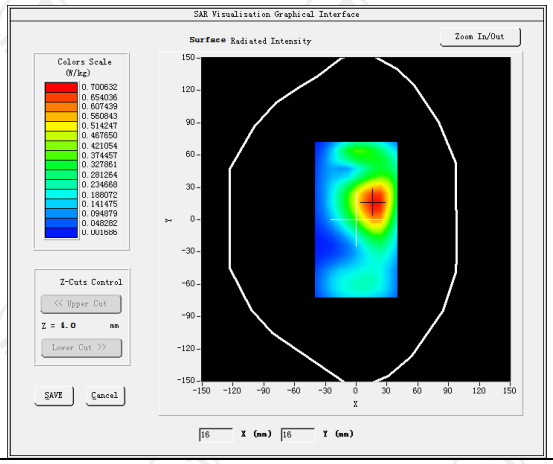

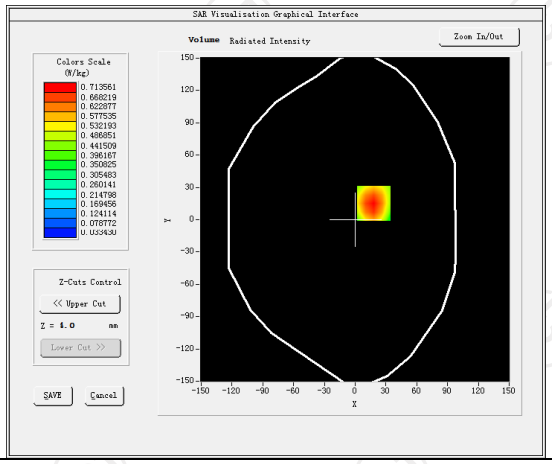

Maximum location: X=18.00, Y=15.00 SAR Peak: 1.02 W/kg	
SAR 10g (W/Kg)	0.403860
SAR 1g (W/Kg)	0.606382

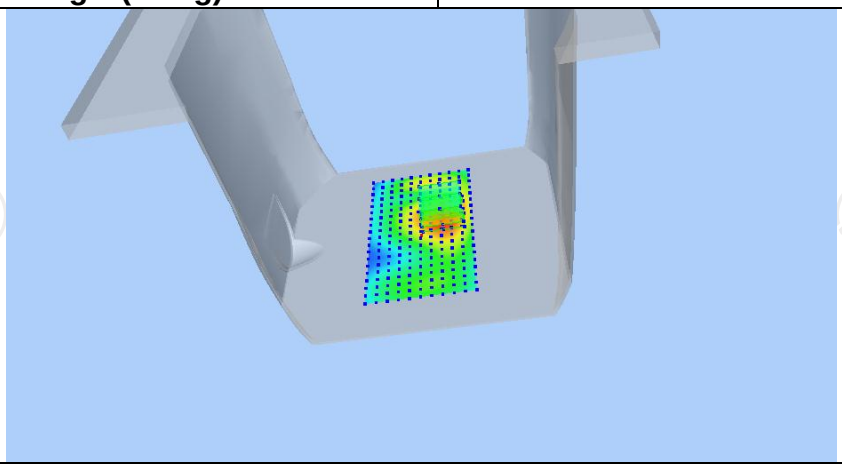

Z (mm)	0.00	4.00	9.00	14.00	19.00
SAR (W/Kg)	1.0209	0.7136	0.4457	0.2737	0.1655

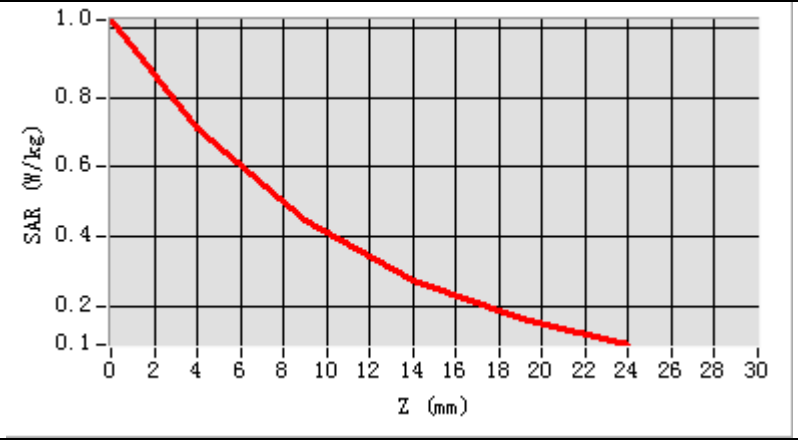

Hot spot position

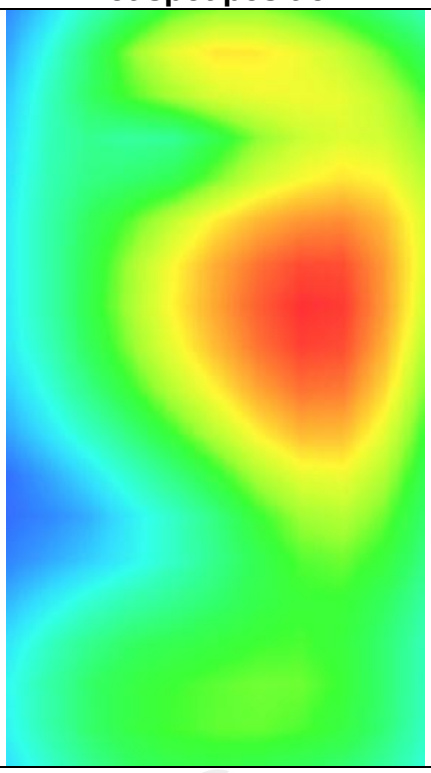

MEASUREMENT 3	
Lower Band SAR (Channel 9262):	Date: 08/22/2022
Frequency (MHz)	1852.400000
Relative permittivity (real part)	39.076721
Relative permittivity (imaginary part)	12.607061
Conductivity (S/m)	1.367609
Variation (%)	-1.170000
Crest Factor	1.0
Probe Conversion factor	2.23
E-Field Probe:	SSE2 (SN 36/20 EPGO346)
Area Scan	dx=8mm dy=8mm, h= 5.00 mm
ZoomScan	5x5x7,dx=8mm dy=8mm dz=5mm,Complete/ndx=8mm dy=8mm, h= 5.00 mm
Phantom	Validation plane
Device Position	Body back(10mm)
Band	BAND2_WCDMA1900(hotspot)
SURFACE SAR	**VOLUME SAR**

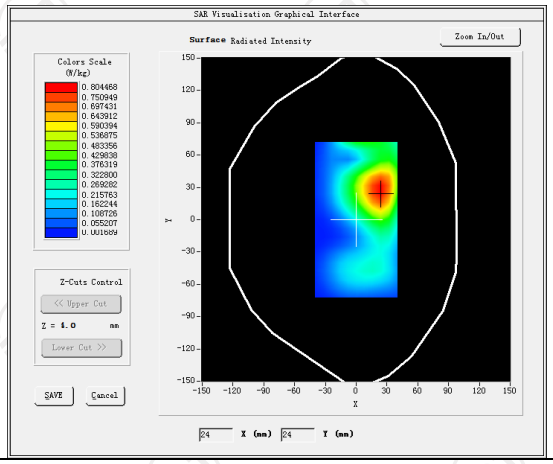

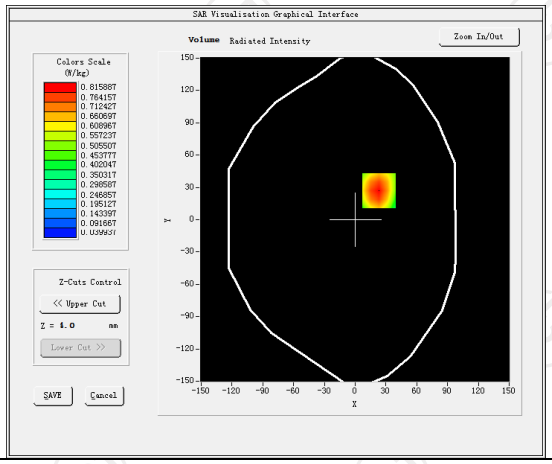

Maximum location: X=23.00, Y=27.00 SAR Peak: 1.18 W/kg	
SAR 10g (W/Kg)	0.419745
SAR 1g (W/Kg)	0.654034

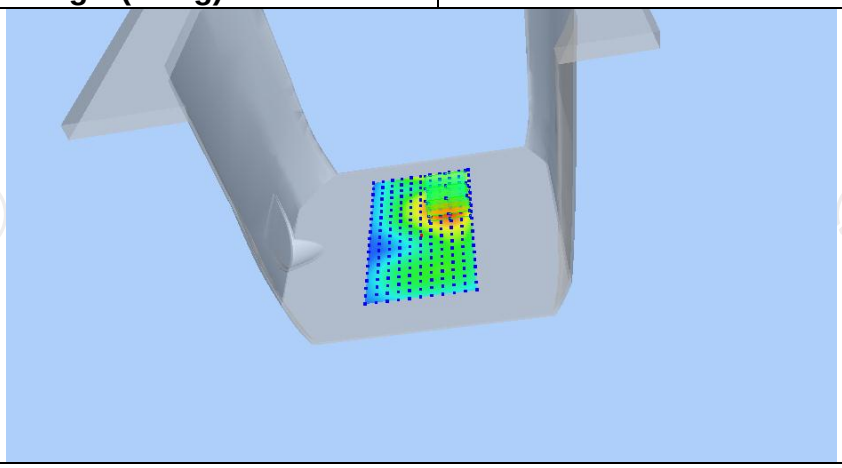

Z (mm)	0.00	4.00	9.00	14.00	19.00
SAR (W/Kg)	1.1768	0.8159	0.5054	0.3095	0.1885

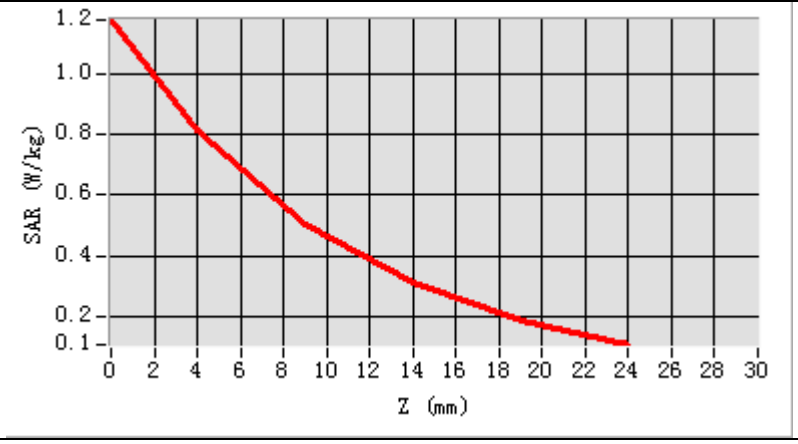

Hot spot position

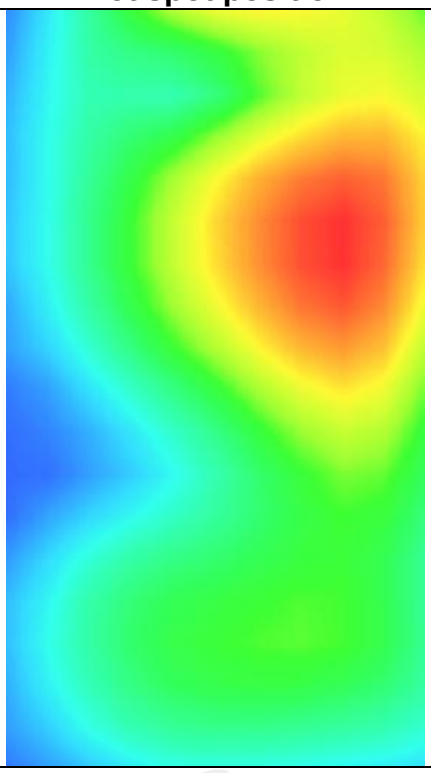

WCDMA Band IV -1

MEASUREMENT 1	
Lower Band SAR (Channel 1312):	Date: 08/19/2022
Frequency (MHz)	1712.400000
Relative permittivity (real part)	39.070000
Relative permittivity (imaginary part)	14.000000
Conductivity (S/m)	1.380000
Variation (%)	-0.120000
Crest Factor	1.0
Probe Conversion factor	2.08
E-Field Probe:	SSE2 (SN 36/20 EPGO346)
Area Scan	dx=8mm dy=8mm, h= 5.00 mm
ZoomScan	5x5x7,dx=8mm dy=8mm dz=5mm,Complete/ndx=8mm dy=8mm, h= 5.00 mm
Phantom	Left head
Device Position	Cheek
Band	BAND4_WCDMA1700

SURFACE SAR

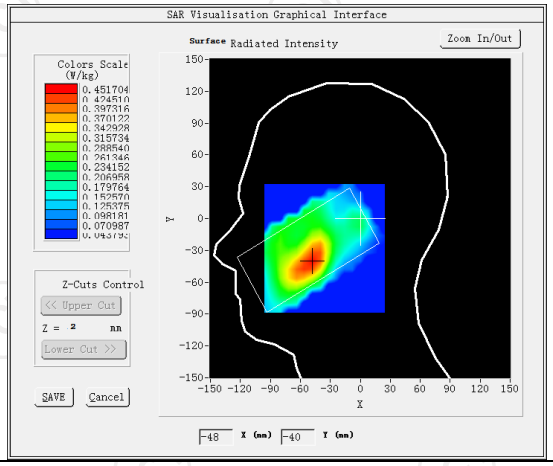

VOLUME SAR

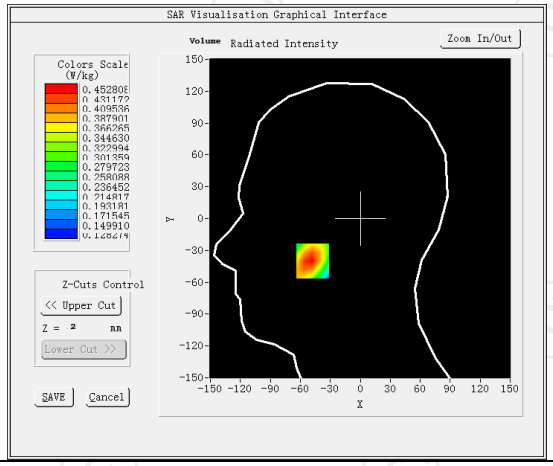

Maximum location: X=-48.00, Y=-40.00 SAR Peak: 0.56 W/kg	
SAR 10g (W/Kg)	0.325342
SAR 1g (W/Kg)	0.437119

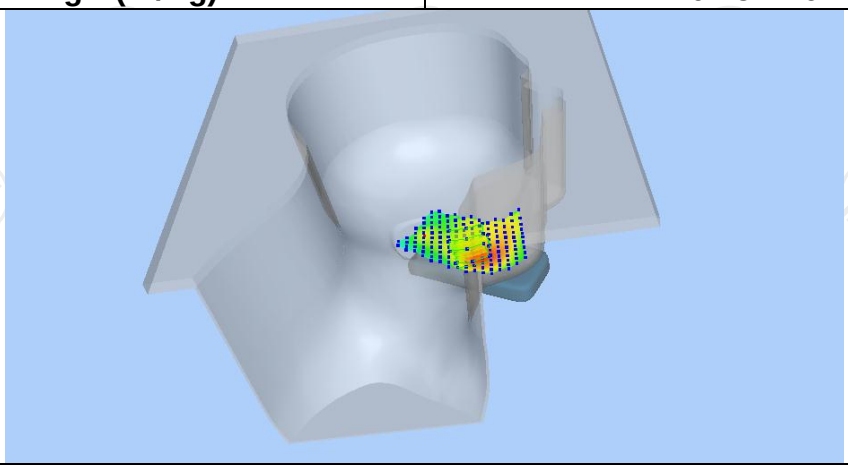

Z (mm)	0.00	4.00	9.00	14.00	19.00
SAR (W/Kg)	0.5562	0.4528	0.3556	0.2881	0.2417

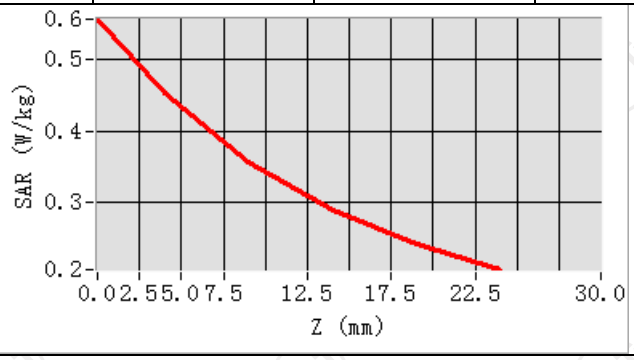

Hot spot position

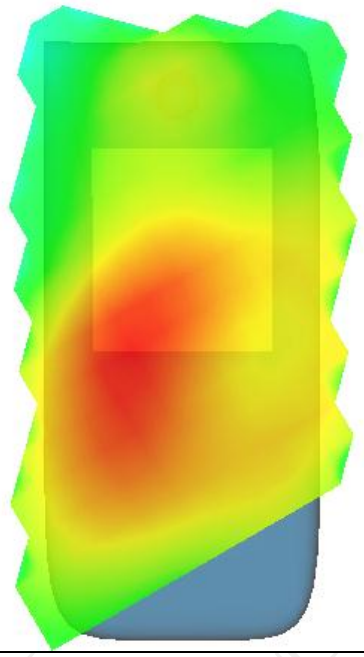

MEASUREMENT 2

Lower Band SAR (Channel 1312): Date: 08/19/2022

Frequency (MHz)	1712.400000
Relative permittivity (real part)	39.070000
Relative permittivity (imaginary part)	14.000000
Conductivity (S/m)	1.380000
Variation (%)	-0.190000
Crest Factor	1.0
Probe Conversion factor	2.08
E-Field Probe:	SSE2 (SN 36/20 EPGO346)
Area Scan	dx=8mm dy=8mm, h= 5.00 mm
ZoomScan	5x5x7,dx=8mm dy=8mm dz=5mm,Complete/ndx=8mm dy=8mm, h= 5.00 mm
Phantom	Validation plane
Device Position	Body back(10mm)
Band	BAND4 WCDMA1700

SURFACE SAR

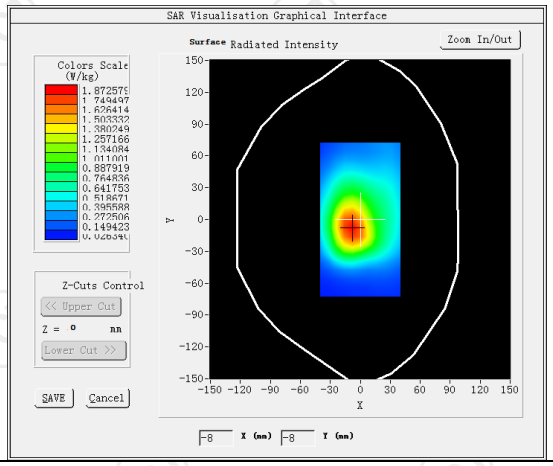

VOLUME SAR

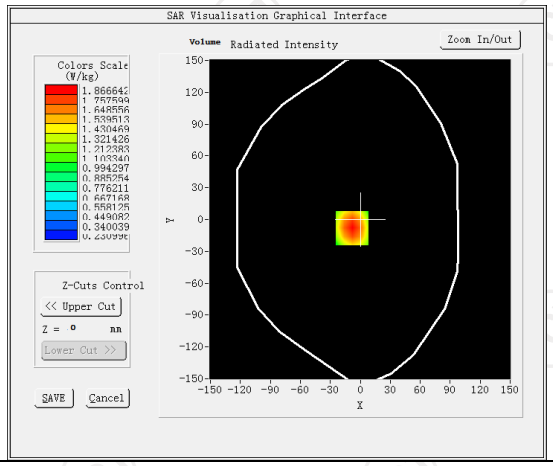

Maximum location: X=-8.00, Y=-8.00 SAR Peak: 2.50 W/kg

SAR 10g (W/Kg)	1.183260
SAR 1g (W/Kg)	0.637300

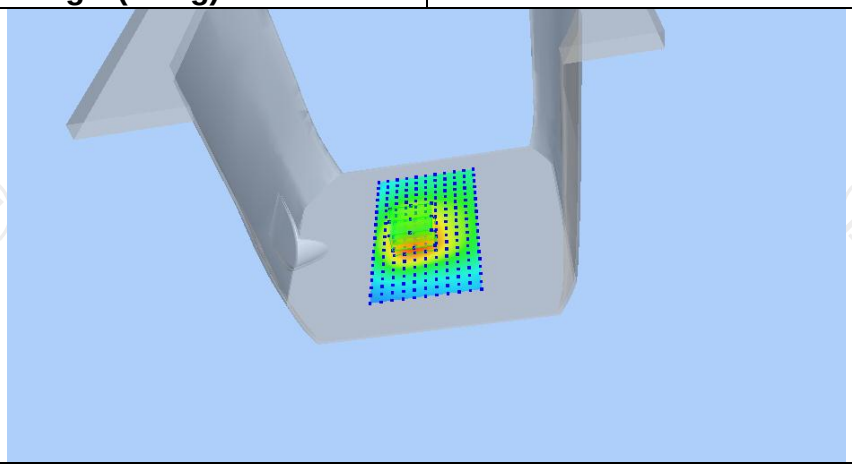

Z (mm)	0.00	4.00	9.00	14.00	19.00
SAR (W/Kg)	2.4958	1.8666	1.2928	0.9023	0.6380

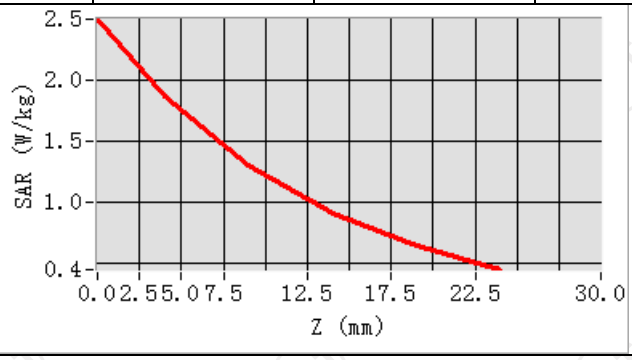

Hot spot position

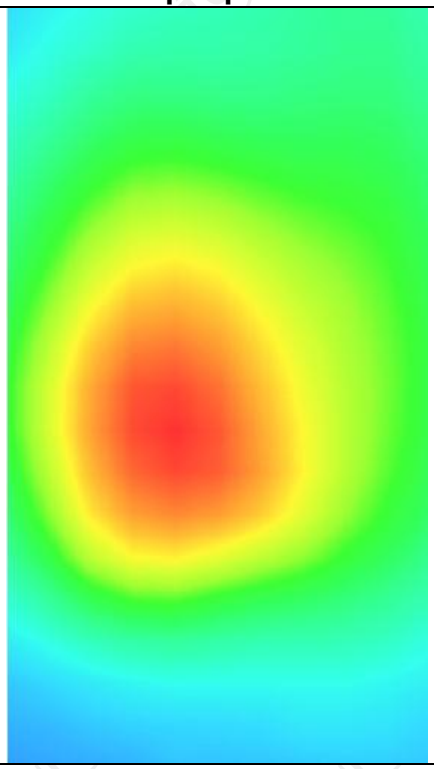

MEASUREMENT 3

Lower Band SAR (Channel 1312): Date: 08/19/2022

Frequency (MHz)	1712.400000
Relative permittivity (real part)	39.070000
Relative permittivity (imaginary part)	14.000000
Conductivity (S/m)	1.380000
Variation (%)	-0.410000
Crest Factor	1.0
Probe Conversion factor	2.08
E-Field Probe:	SSE2 (SN 36/20 EPGO346)
Area Scan	dx=8mm dy=8mm, h= 5.00 mm
ZoomScan	5x5x7,dx=8mm dy=8mm dz=5mm,Complete/ndx=8mm dy=8mm, h= 5.00 mm
Phantom	Validation plane
Device Position	Body back(hotspot 10mm)
Band	BAND4 WCDMA1700

SURFACE SAR

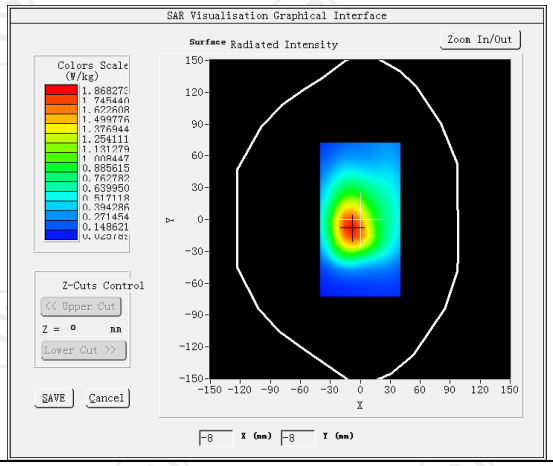

VOLUME SAR

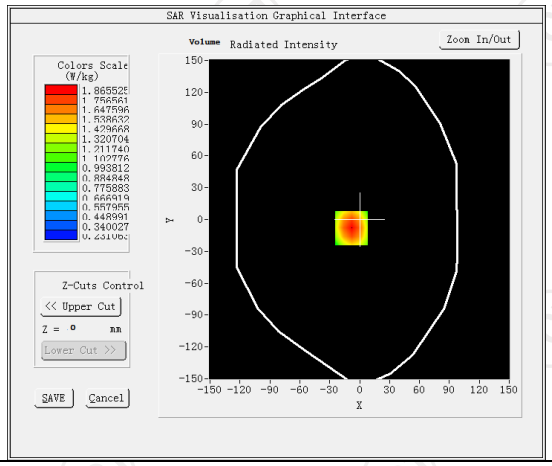

Maximum location: X=-8.00, Y=-8.00 SAR Peak: 2.50 W/kg

SAR 10g (W/Kg)	1.182131
SAR 1g (W/Kg)	0.646147

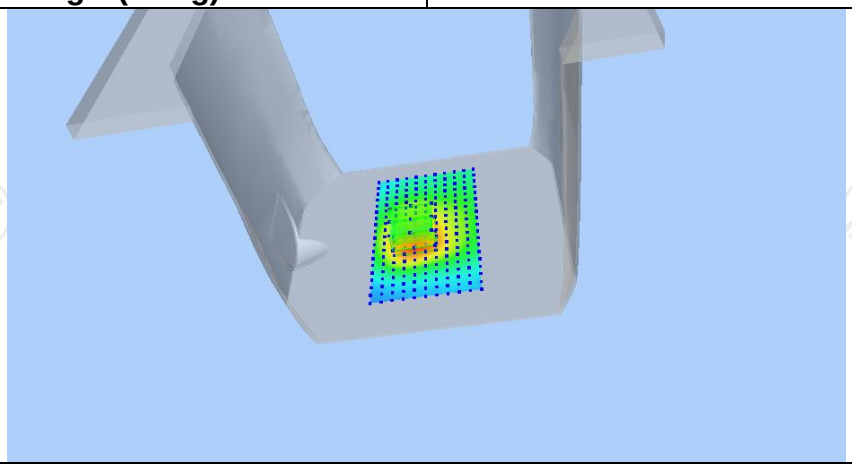

Z (mm)	0.00	4.00	9.00	14.00	19.00
SAR (W/Kg)	2.4952	1.8655	1.2913	0.9005	0.6362

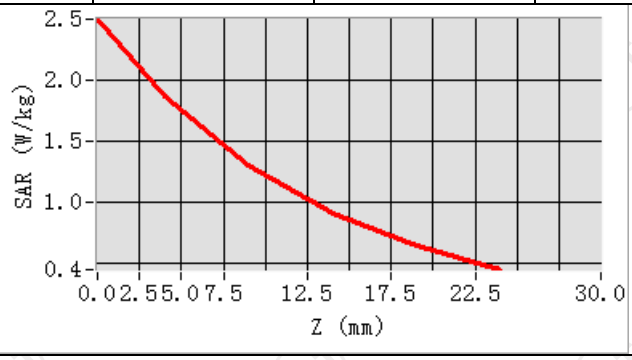

Hot spot position

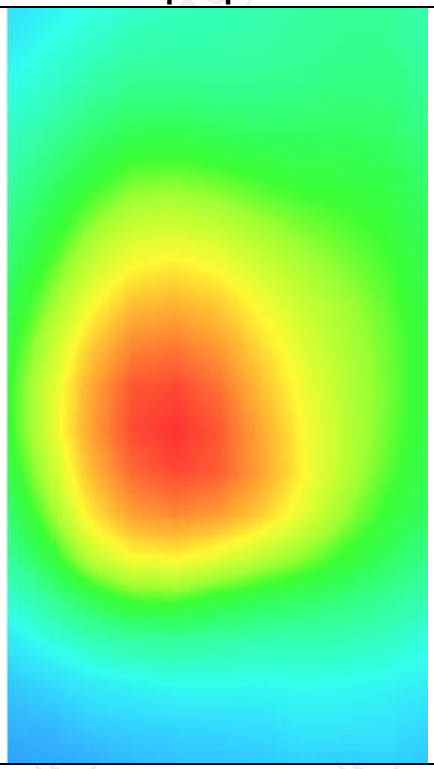

WCDMA Band V -1

MEASUREMENT 1

Lower Band SAR (Channel 4132): Date: 08/17/2022

Frequency (MHz)	826.400000
Relative permittivity (real part)	41.417760
Relative permittivity (imaginary part)	18.129852
Conductivity (S/m)	0.874923
Variation (%)	1.480000
Crest Factor:	1.0
Probe Conversion factor	1.80
E-Field Probe:	SSE2 (SN 36/20 EPGO346)
Area Scan	dx=8mm dy=8mm, h= 5.00 mm
ZoomScan	5x5x7,dx=8mm dy=8mm dz=5mm,Complete/ndx=8mm dy=8mm, h= 5.00 mm
Phantom	Left head
Device Position	Cheek
Band	BAND5_WCDMA850

SURFACE SAR	**VOLUME SAR**
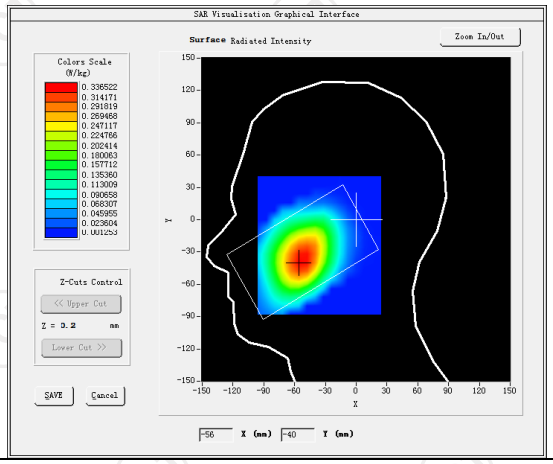	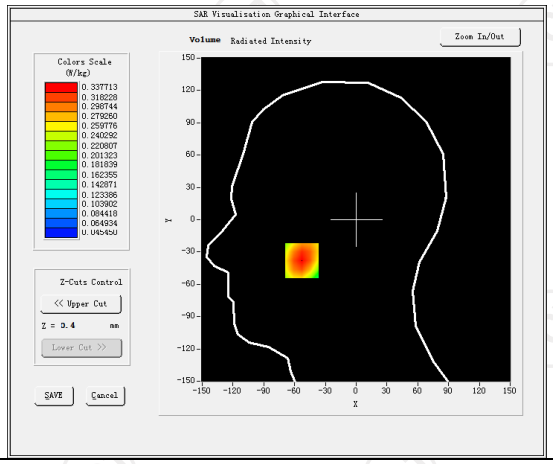

Maximum location: X=-53.00, Y=-38.00 SAR Peak: 0.41 W/kg	
SAR 10g (W/Kg)	0.231938
SAR 1g (W/Kg)	0.323504

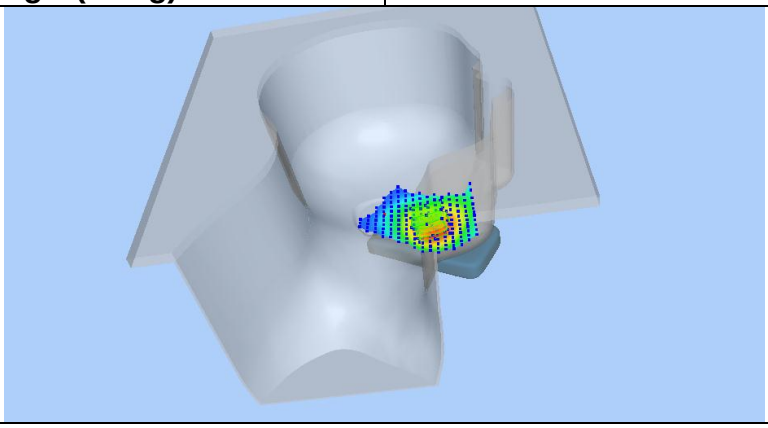

Z (mm)	0.00	4.00	9.00	14.00	19.00
SAR (W/Kg)	0.4100	0.3377	0.2619	0.2003	0.1504

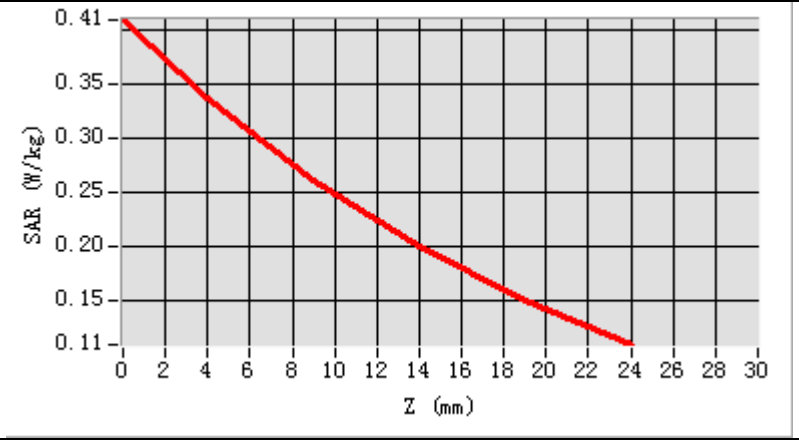

Hot spot position

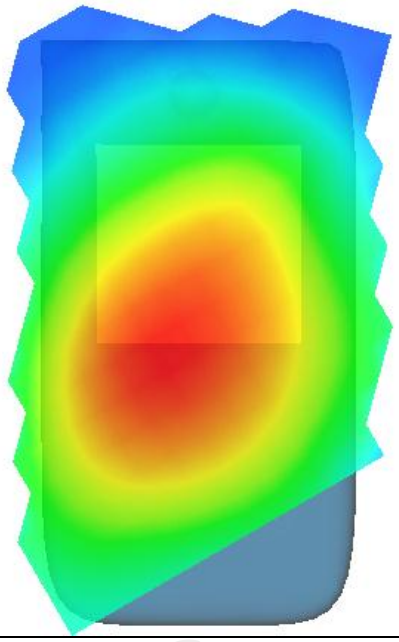

MEASUREMENT 2	
Lower Band SAR (Channel 4132):	Date: 08/17/2022
Frequency (MHz)	826.400000
Relative permittivity (real part)	41.417760
Relative permittivity (imaginary part)	18.129852
Conductivity (S/m)	0.874923
Variation (%)	1.110000
Crest Factor:	1.0
Probe Conversion factor	1.80
E-Field Probe:	SSE2 (SN 36/20 EPGO346)
Area Scan	dx=8mm dy=8mm, h= 5.00 mm
ZoomScan	5x5x7,dx=8mm dy=8mm dz=5mm,Complete/ndx=8mm dy=8mm, h= 5.00 mm
Phantom	Validation plane
Device Position	Body back(10mm)
Band	BAND5_WCDMA850
SURFACE SAR	**VOLUME SAR**
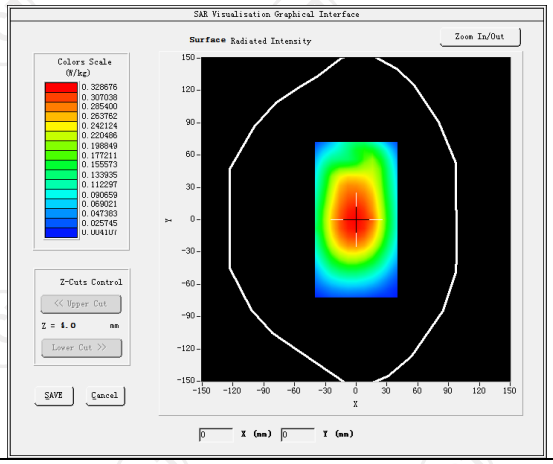	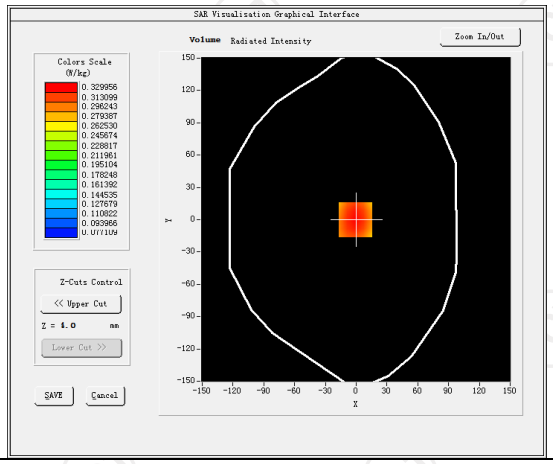
Maximum location: X=-1.00, Y=0.00 SAR Peak: 0.40 W/kg	
SAR 10g (W/Kg)	0.236853
SAR 1g (W/Kg)	0.288832
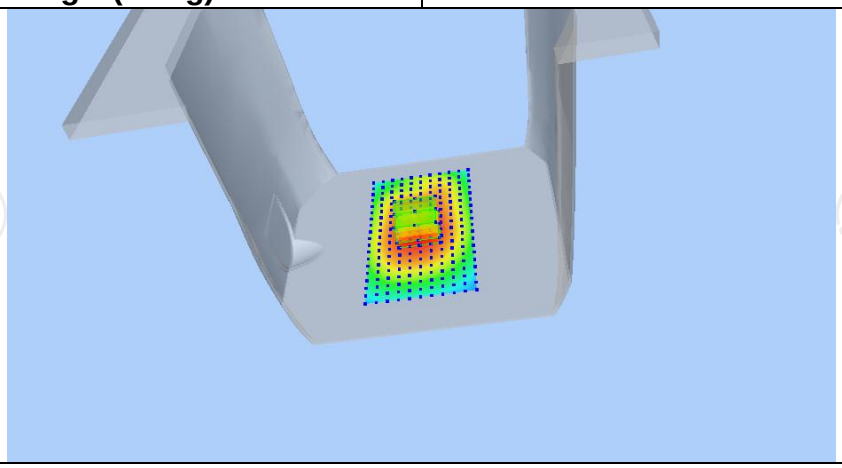	

Z (mm)	0.00	4.00	9.00	14.00	19.00
SAR (W/Kg)	0.4019	0.3300	0.2561	0.1978	0.1515

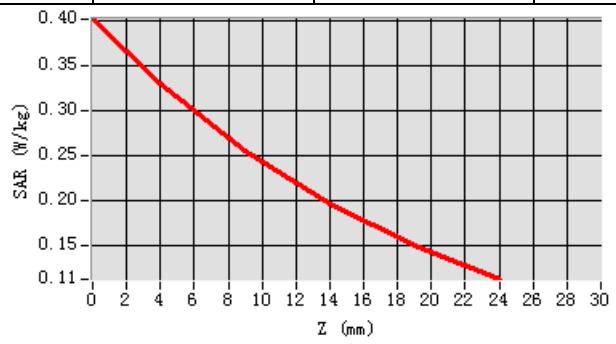

Hot spot position

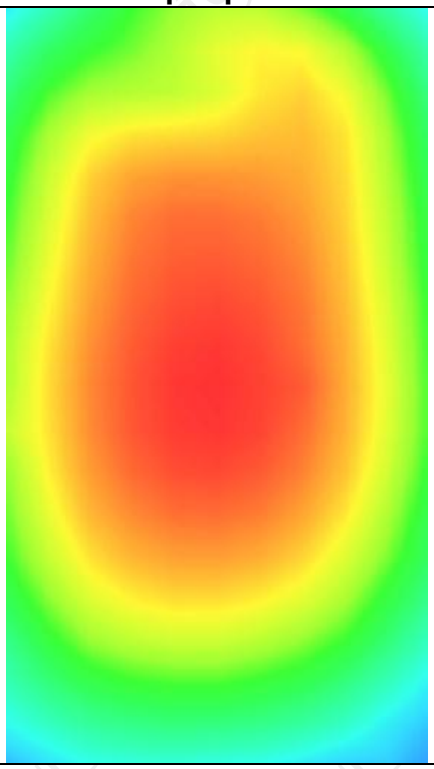

MEASUREMENT 3

Lower Band SAR (Channel 4132): Date: 08/17/2022

Frequency (MHz)	826.400000
Relative permittivity (real part)	41.417760
Relative permittivity (imaginary part)	18.129852
Conductivity (S/m)	0.874923
Variation (%)	0.010000
Crest Factor:	1.0
Probe Conversion factor	1.80
E-Field Probe:	SSE2 (SN 36/20 EPGO346)
Area Scan	dx=8mm dy=8mm, h= 5.00 mm
ZoomScan	5x5x7,dx=8mm dy=8mm dz=5mm,Complete/ndx=8mm dy=8mm, h= 5.00 mm
Phantom	Validation plane
Device Position	Body back(10mm)
Band	BAND5_WCDMA850(hotspot)

SURFACE SAR

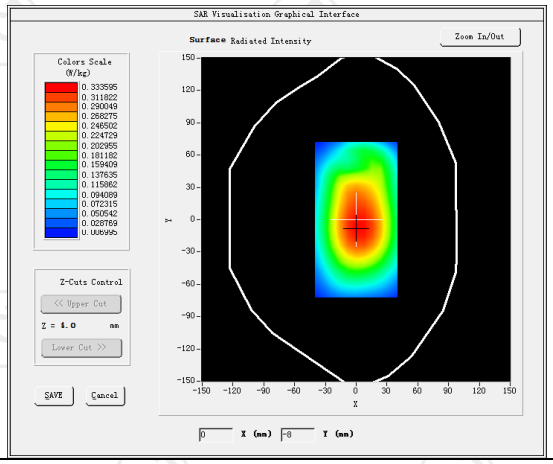

VOLUME SAR

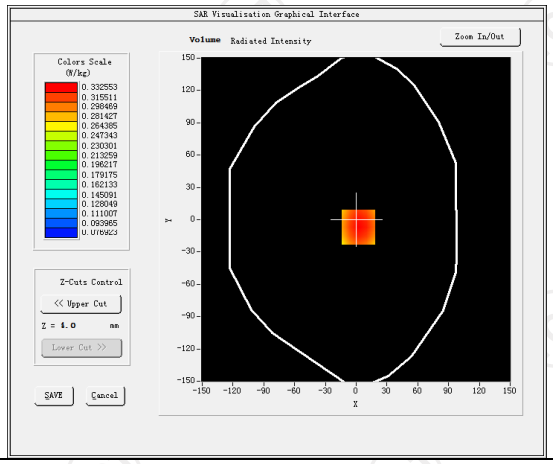

Maximum location: X=2.00, Y=-7.00 SAR Peak: 0.40 W/kg

SAR 10g (W/Kg)	0.239471
SAR 1g (W/Kg)	0.321681

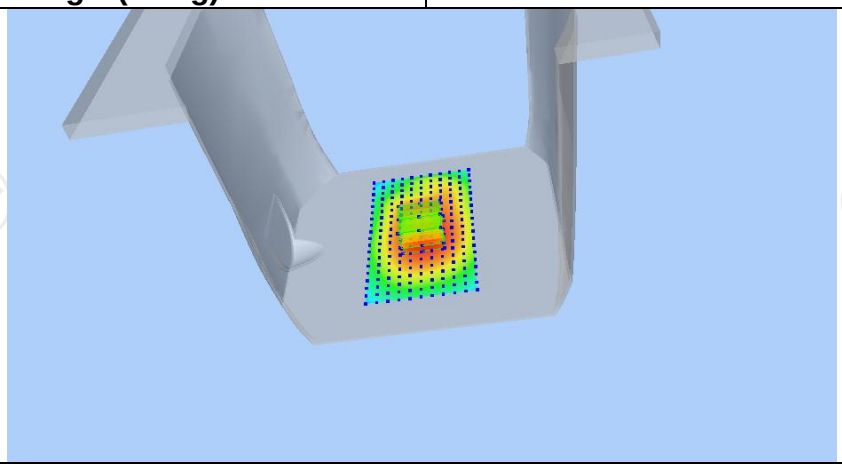

Z (mm)	0.00	4.00	9.00	14.00	19.00
SAR (W/Kg)	0.4021	0.3326	0.2598	0.2008	0.1530

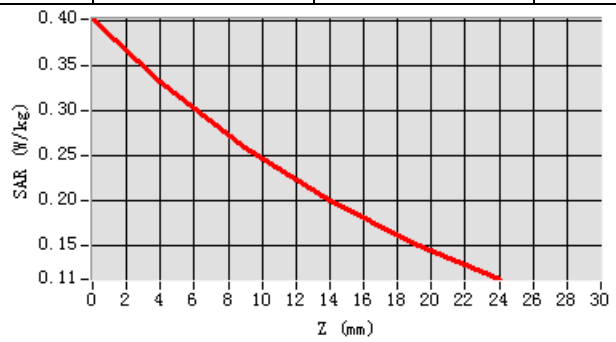

Hot spot position

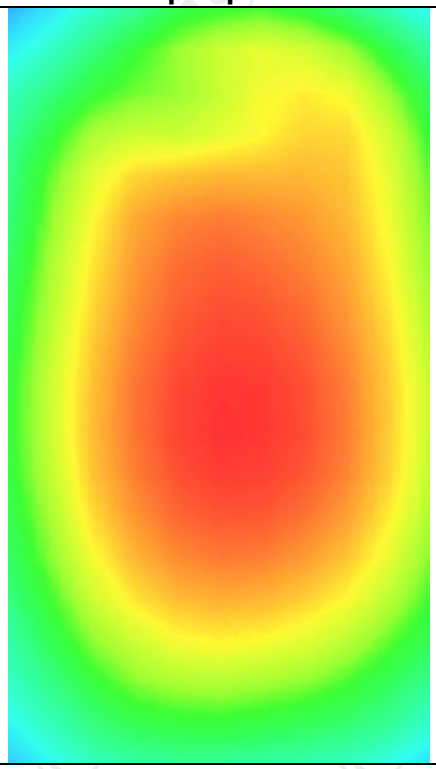

LTE Band 2 -1

MEASUREMENT 1	
Middle Band SAR (Channel 18900):	Date: 08/19/2022
Frequency (MHz)	1880.000000
Relative permittivity (real part)	39.076721
Relative permittivity (imaginary part)	12.607061
Conductivity (S/m)	1.367609
Variation (%)	0.210000
Crest Factor	1.0
Probe Conversion factor	2.23
E-Field Probe:	SSE2 (SN 36/20 EPGO346)
Area Scan	dx=8mm dy=8mm, h= 5.00 mm
ZoomScan	5x5x7,dx=8mm dy=8mm dz=5mm,Complete/ndx=8mm dy=8mm, h= 5.00 mm
Phantom	Left head
Device Position	Cheek
Band	LTE band 2 (1 RB#0)
SURFACE SAR	**VOLUME SAR**
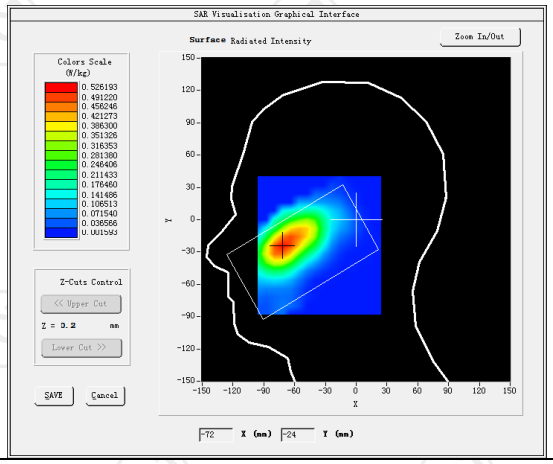	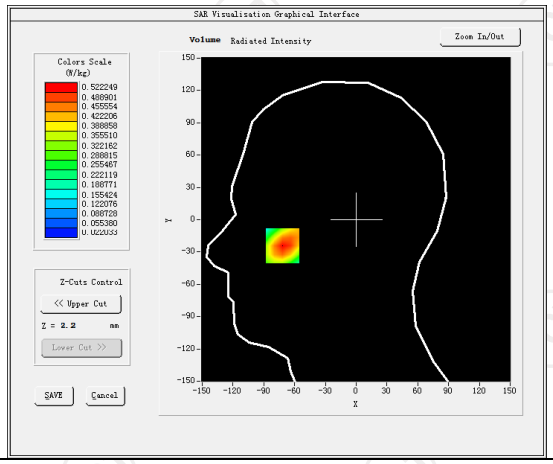
Maximum location: X=-22.00, Y=-21.00 SAR Peak: 0.40 W/kg	
SAR 10g (W/Kg)	0.103810
SAR 1g (W/Kg)	0.293110
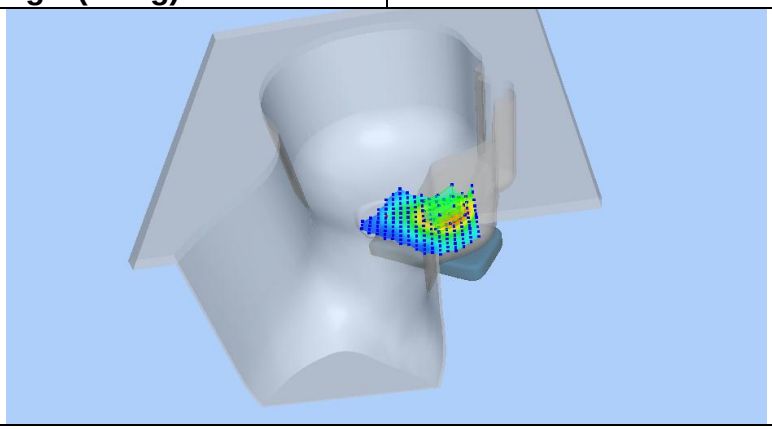	

Z (mm)	0.00	4.00	9.00	14.00	19.00
SAR (W/Kg)	0.6282	0.4222	0.3397	0.2201	0.1424

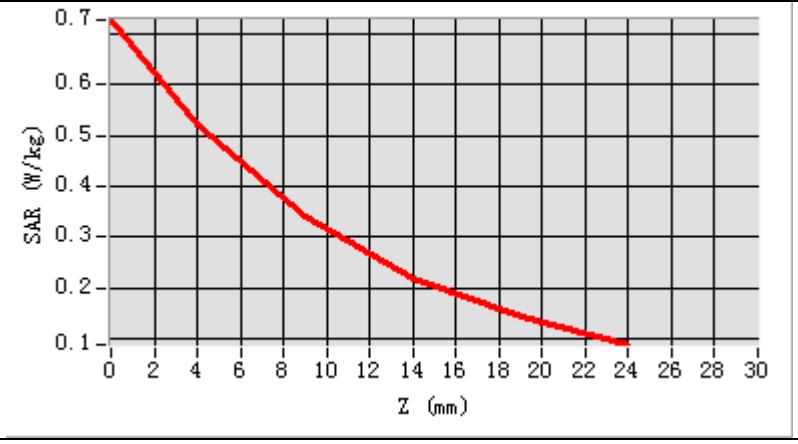

Hot spot position

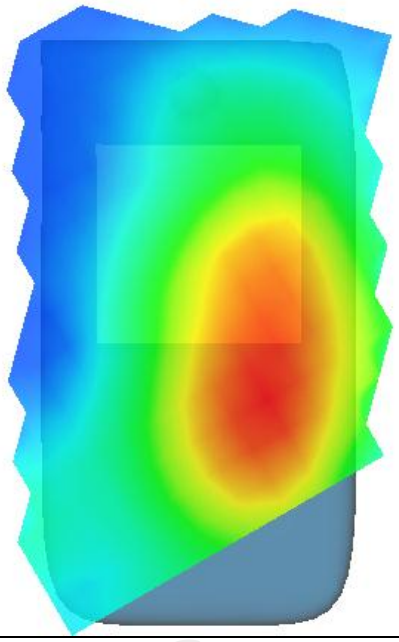

MEASUREMENT 2	
Middle Band SAR (Channel 18900):	Date: 08/19/2022
Frequency (MHz)	1880.000000
Relative permittivity (real part)	39.076721
Relative permittivity (imaginary part)	12.607061
Conductivity (S/m)	1.367609
Variation (%)	0.170000
Crest Factor	1.0
Probe Conversion factor	2.23
E-Field Probe:	SSE2 (SN 36/20 EPGO346)
Area Scan	dx=8mm dy=8mm, h= 5.00 mm
ZoomScan	5x5x7,dx=8mm dy=8mm dz=5mm,Complete/ndx=8mm dy=8mm, h= 5.00 mm
Phantom	Validation plane
Device Position	Body back(10mm)
Band	LTE band 2 (1 RB#0)
SURFACE SAR	**VOLUME SAR**
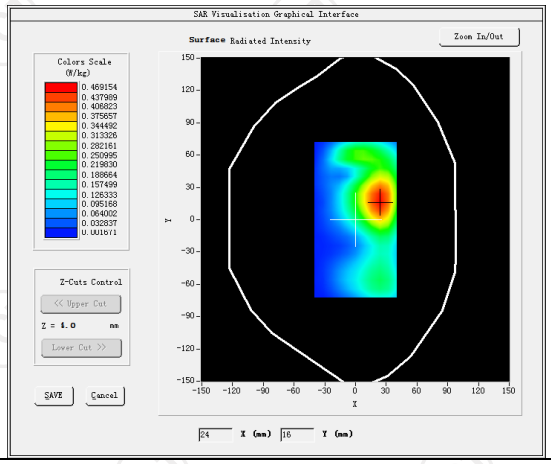	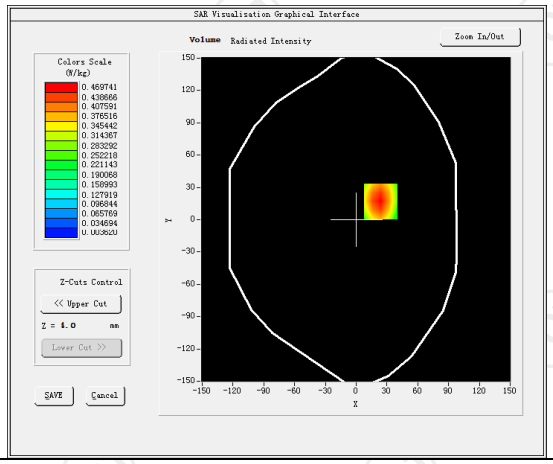
Maximum location: X=24.00, Y=17.00 SAR Peak: 0.51 W/kg	
SAR 10g (W/Kg)	0.227129
SAR 1g (W/Kg)	0.440050
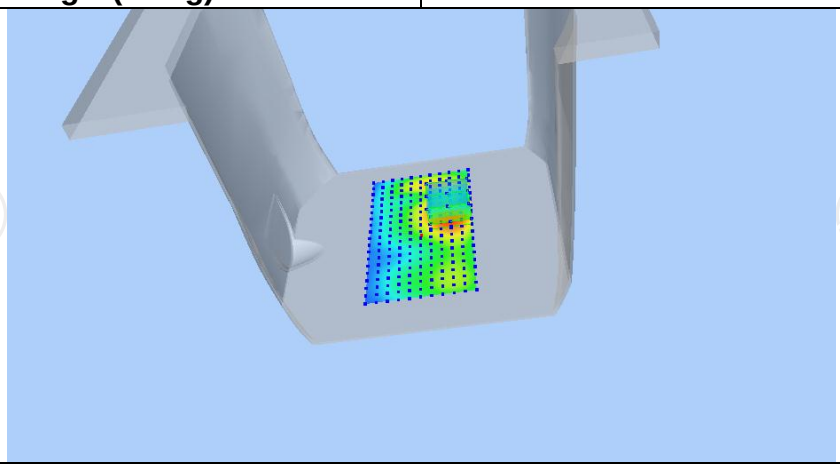	

Z (mm)	0.00	4.00	9.00	14.00	19.00
SAR (W/Kg)	0.8200	0.4342	0.2142	0.0900	0.0345

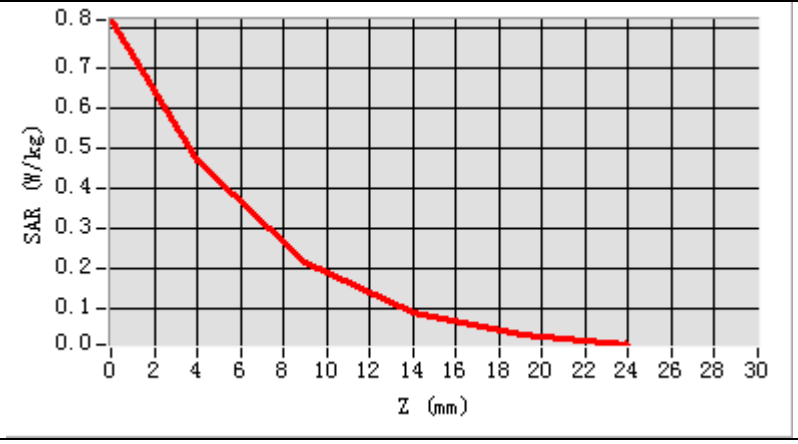

Hot spot position

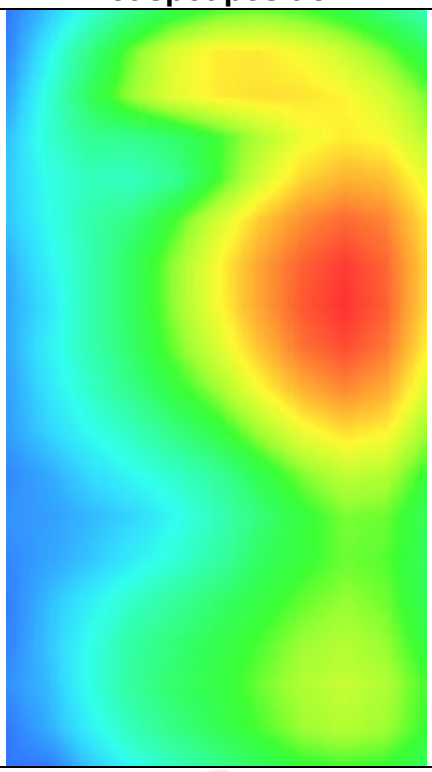

MEASUREMENT 3	
Middle Band SAR (Channel 18900):	Date: 08/19/2022
Frequency (MHz)	1880.000000
Relative permittivity (real part)	39.076721
Relative permittivity (imaginary part)	12.607061
Conductivity (S/m)	1.367609
Variation (%)	-2.550000
Crest Factor	1.0
Probe Conversion factor	2.23
E-Field Probe:	SSE2 (SN 36/20 EPGO346)
Area Scan	dx=8mm dy=8mm, h= 5.00 mm
ZoomScan	5x5x7,dx=8mm dy=8mm dz=5mm,Complete/ndx=8mm dy=8mm, h= 5.00 mm
Phantom	Validation plane
Device Position	Body back(hotspot 10mm)
Band	LTE band 2 (1 RB#0)
SURFACE SAR	**VOLUME SAR**
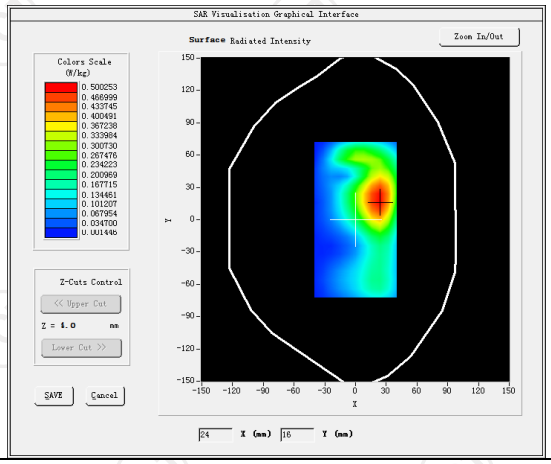	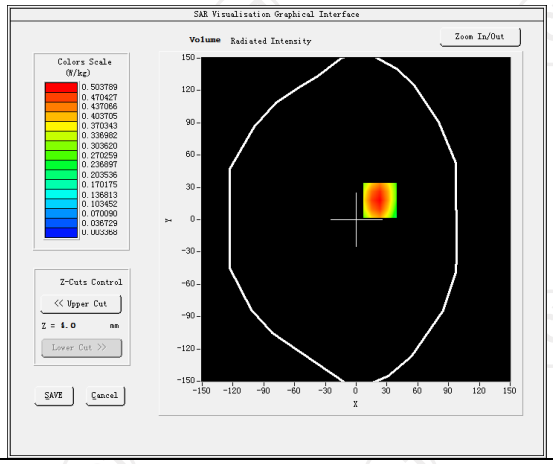
Maximum location: X=13.00, Y=17.00 SAR Peak: 0.70 W/kg	
SAR 10g (W/Kg)	0.243211
SAR 1g (W/Kg)	0.482330
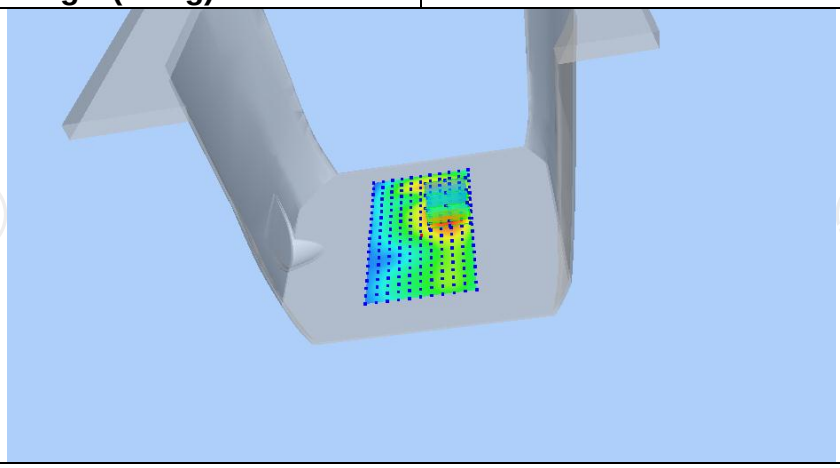	

Z (mm)	0.00	4.00	9.00	14.00	19.00
SAR (W/Kg)	0.8721	0.5112	0.1933	0.0877	0.0287

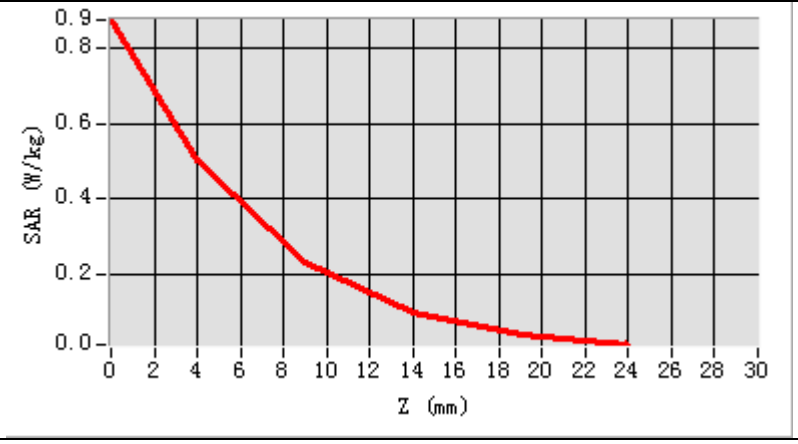

Hot spot position

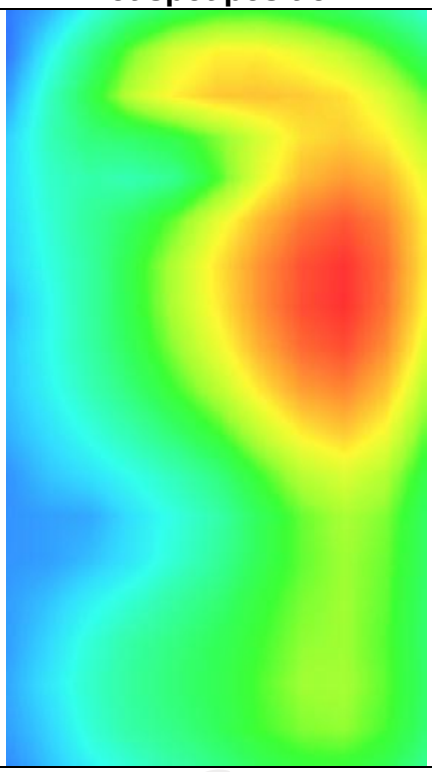

LTE Band 4 -1

MEASUREMENT 1	
Middle Band SAR (Channel 20175):	Date: 08/19/2022
Frequency (MHz)	1732.500000
Relative permittivity (real part)	39.070000
Relative permittivity (imaginary part)	14.000000
Conductivity (S/m)	1.380000
Variation (%)	-1.020000
Crest Factor	1.0
Probe Conversion factor	2.08
E-Field Probe:	SSE2 (SN 36/20 EPGO346)
Area Scan	dx=8mm dy=8mm, h= 5.00 mm
ZoomScan	5x5x7,dx=8mm dy=8mm dz=5mm,Complete/ndx=8mm dy=8mm, h= 5.00 mm
Phantom	Left head
Device Position	Cheek
Band	LTE band 4(1 RB#0)
SURFACE SAR	**VOLUME SAR**
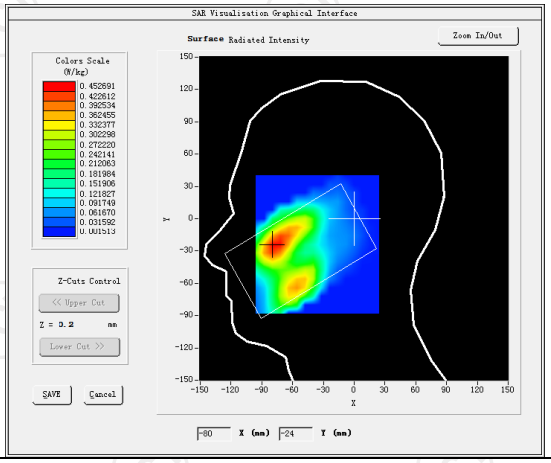	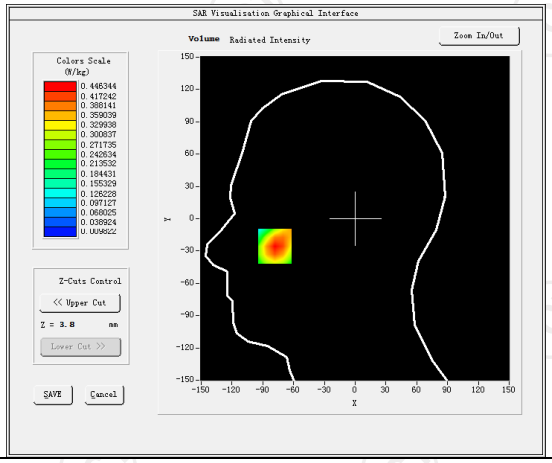
Maximum location: X=-67.00, Y=-15.00 SAR Peak: 0.51 W/kg	
SAR 10g (W/Kg)	0.155039
SAR 1g (W/Kg)	0.321117
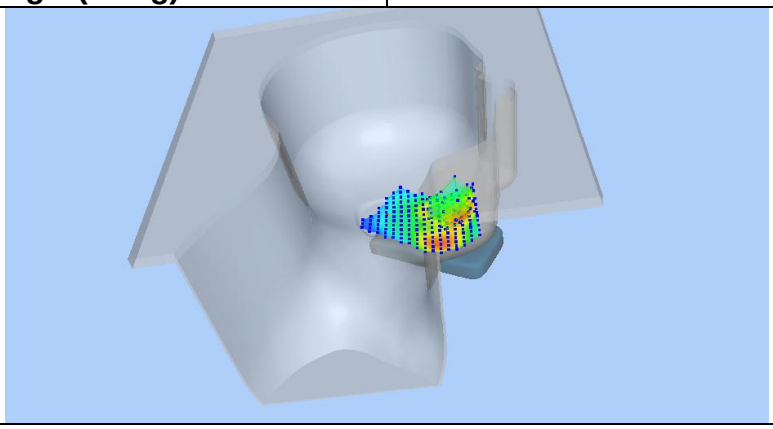	

Z (mm)	0.00	4.00	9.00	14.00	19.00
SAR (W/Kg)	0.6064	0.4440	0.2912	0.1923	0.1315

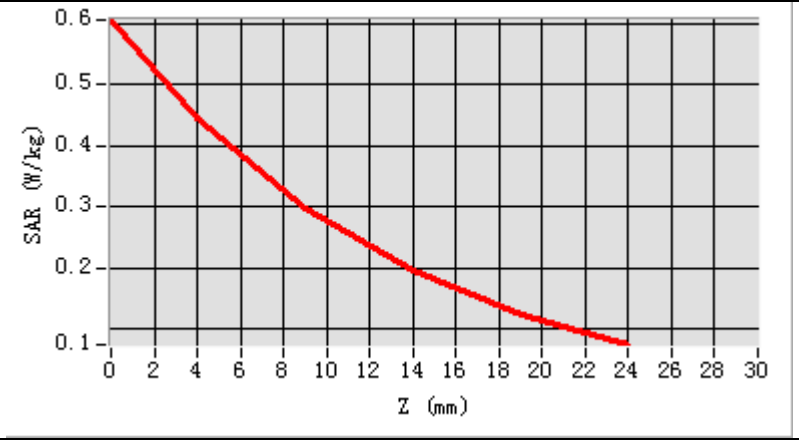

Hot spot position

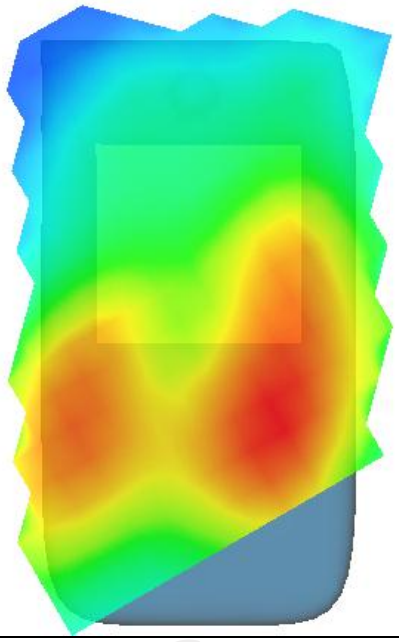

MEASUREMENT 2	
Middle Band SAR (Channel 20175):	Date: 08/19/2022
Frequency (MHz)	1732.500000
Relative permittivity (real part)	39.070000
Relative permittivity (imaginary part)	14.000000
Conductivity (S/m)	1.380000
Variation (%)	0.210000
Crest Factor	1.0
Probe Conversion factor	2.08
E-Field Probe:	SSE2 (SN 36/20 EPGO346)
Area Scan	dx=8mm dy=8mm, h= 5.00 mm
ZoomScan	5x5x7,dx=8mm dy=8mm dz=5mm,Complete/ndx=8mm dy=8mm, h= 5.00 mm
Phantom	Validation plane
Device Position	Body back(10mm)
Band	LTE band 4(1 RB#0)
SURFACE SAR	**VOLUME SAR**
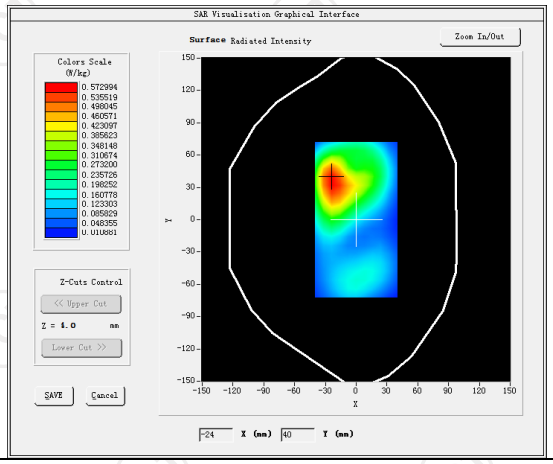	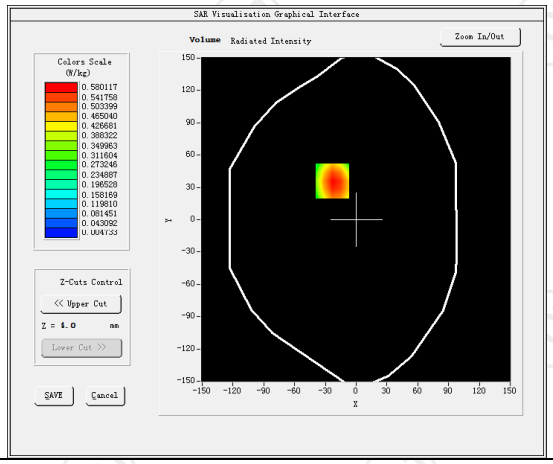
Maximum location: X=-23.00, Y=36.00 SAR Peak: 1.01 W/kg	
SAR 10g (W/Kg)	0.289505
SAR 1g (W/Kg)	0.556694
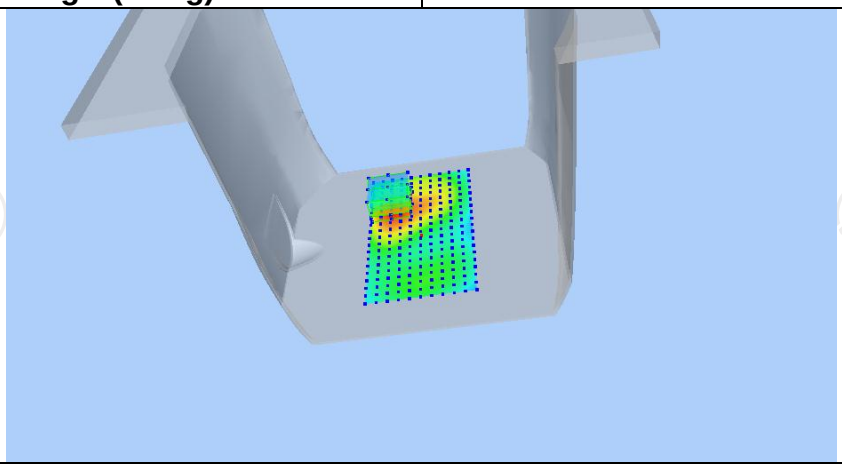	

Z (mm)	0.00	4.00	9.00	14.00	19.00
SAR (W/Kg)	1.0050	0.5801	0.2718	0.1204	0.0526

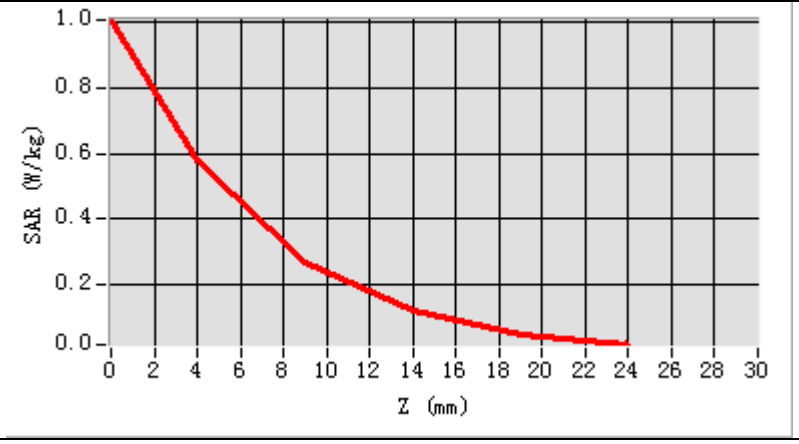

Hot spot position

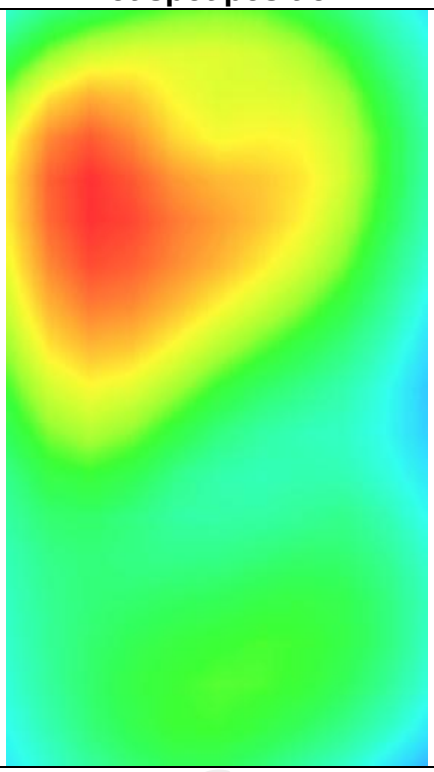

MEASUREMENT 3	
Middle Band SAR (Channel 20175):	Date: 08/19/2022
Frequency (MHz)	1732.500000
Relative permittivity (real part)	39.070000
Relative permittivity (imaginary part)	14.000000
Conductivity (S/m)	1.380000
Variation (%)	0.910000
Crest Factor	1.0
Probe Conversion factor	2.08
E-Field Probe:	SSE2 (SN 36/20 EPGO346)
Area Scan	dx=8mm dy=8mm, h= 5.00 mm
ZoomScan	5x5x7,dx=8mm dy=8mm dz=5mm,Complete/ndx=8mm dy=8mm, h= 5.00 mm
Phantom	Validation plane
Device Position	Body back(hotspot 10mm)
Band	LTE band 4(1 RB#0)
SURFACE SAR	**VOLUME SAR**
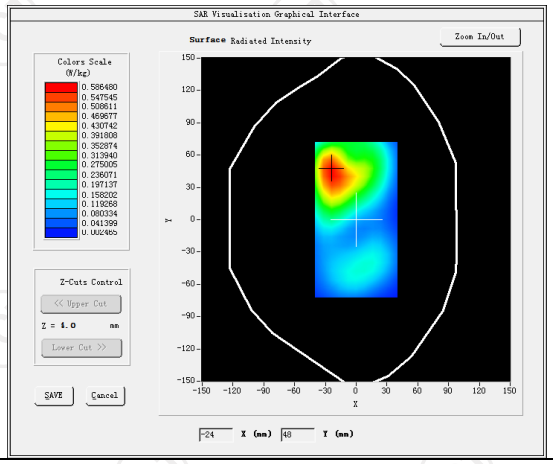	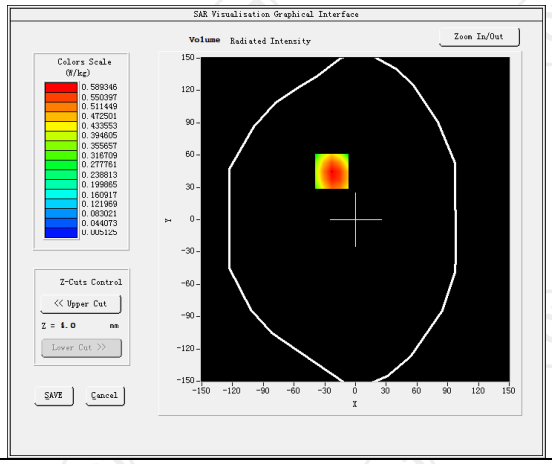
Maximum location: X=-21.00, Y=40.00 SAR Peak: 1.00 W/kg	
SAR 10g (W/Kg)	0.297565
SAR 1g (W/Kg)	0.566932
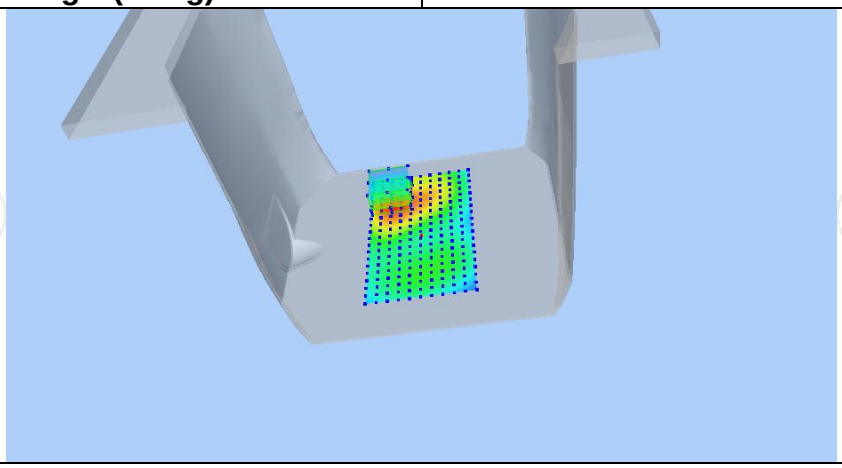	

Z (mm)	0.00	4.00	9.00	14.00	19.00
SAR (W/Kg)	1.0151	0.5893	0.2786	0.1246	0.0547

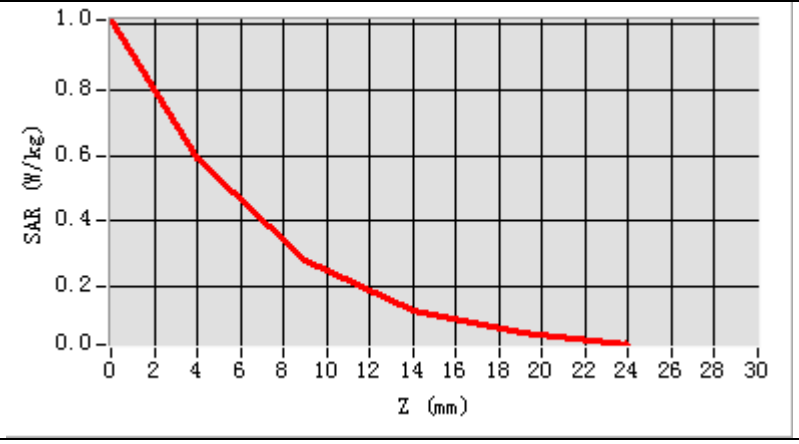

Hot spot position

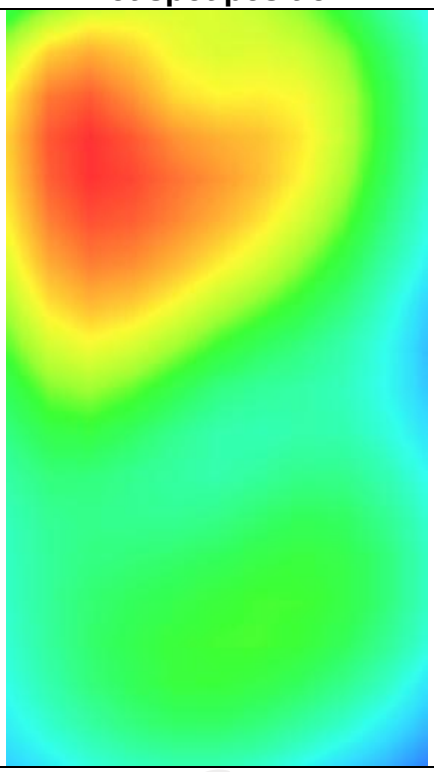

LTE Band 5 -1

MEASUREMENT 1	
Lower Band SAR (Channel 20450):	Date: 08/17/2022
Frequency (MHz)	829.000000
Relative permittivity (real part)	41.417760
Relative permittivity (imaginary part)	18.129852
Conductivity (S/m)	0.874923
Variation (%)	1.690000
Crest Factor	1.0
Probe Conversion factor	1.80
E-Field Probe:	SSE2 (SN 36/20 EPGO346)
Area Scan	dx=8mm dy=8mm, h= 5.00 mm
ZoomScan	5x5x7,dx=8mm dy=8mm dz=5mm,Complete/ndx=8mm dy=8mm, h= 5.00 mm
Phantom	Left head
Device Position	Cheek
Band	LTE band 5(1 RB#0)
SURFACE SAR	**VOLUME SAR**
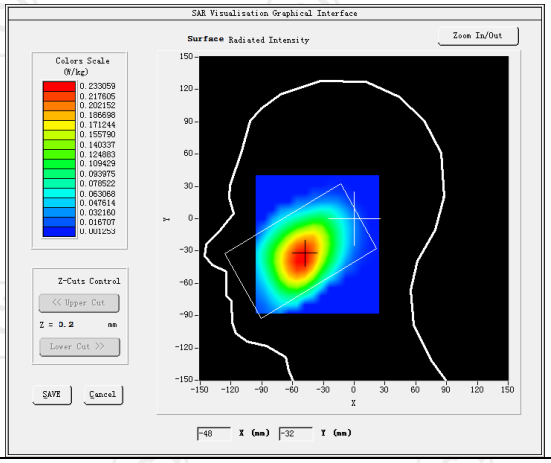	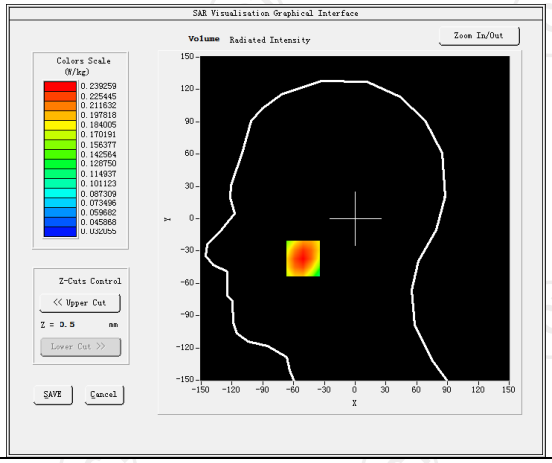
Maximum location: X=-51.00, Y=-37.00 SAR Peak: 0.29 W/kg	
SAR 10g (W/Kg)	0.163789
SAR 1g (W/Kg)	0.229156
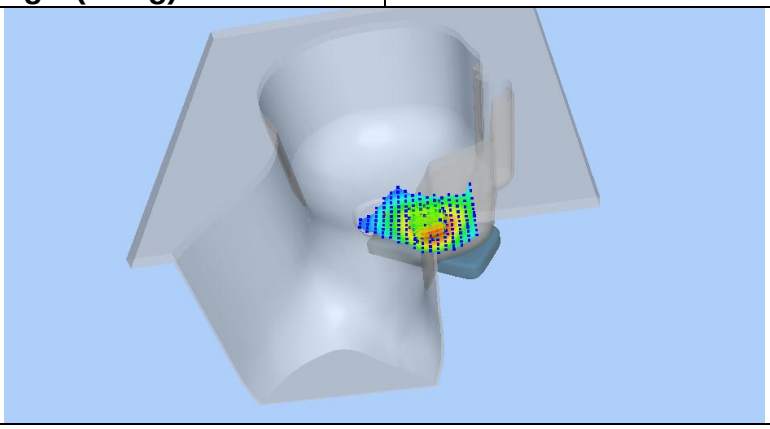	

Z (mm)	0.00	4.00	9.00	14.00	19.00
SAR (W/Kg)	0.2913	0.2393	0.1850	0.1411	0.1058

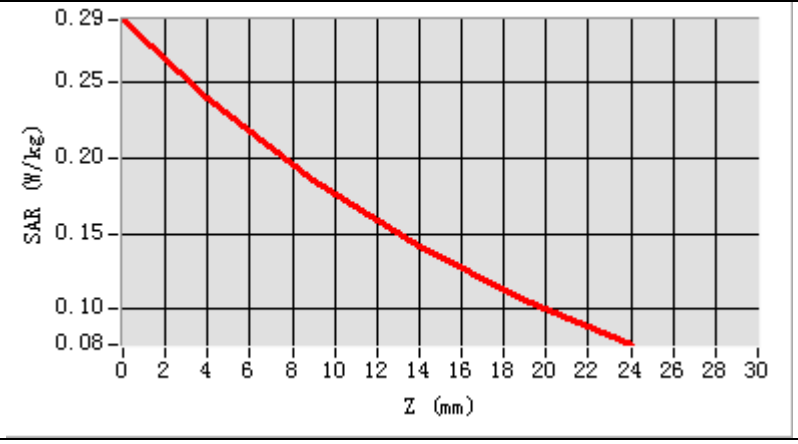

Hot spot position

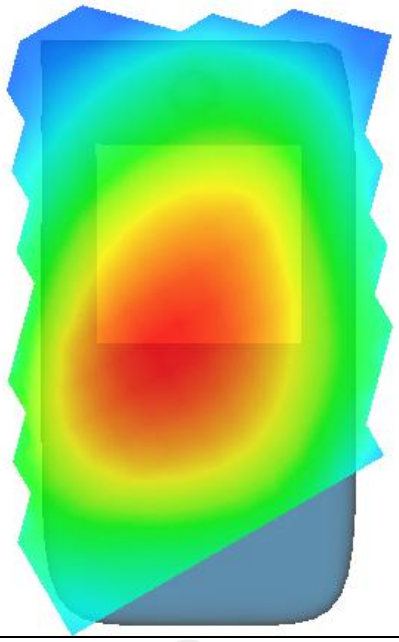

MEASUREMENT 2	
Lower Band SAR (Channel 20450):	Date: 08/17/2022
Frequency (MHz)	829.000000
Relative permittivity (real part)	41.417760
Relative permittivity (imaginary part)	18.129852
Conductivity (S/m)	0.874923
Variation (%)	-0.160000
Crest Factor	1.0
Probe Conversion factor	1.80
E-Field Probe:	SSE2 (SN 36/20 EPGO346)
Area Scan	dx=8mm dy=8mm, h= 5.00 mm
ZoomScan	5x5x7,dx=8mm dy=8mm dz=5mm,Complete/ndx=8mm dy=8mm, h= 5.00 mm
Phantom	Validation plane
Device Position	Body back(10mm)
Band	LTE band 5(1 RB#0)
SURFACE SAR	**VOLUME SAR**
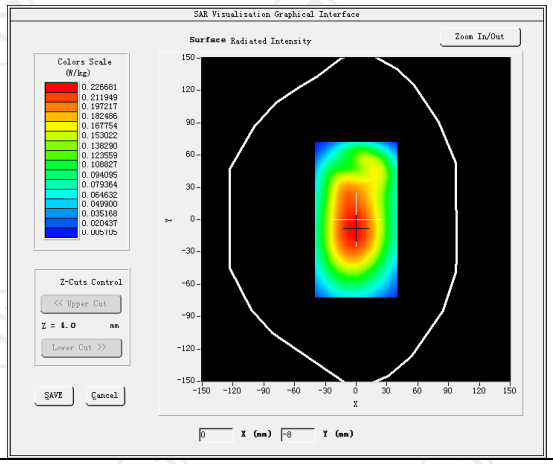	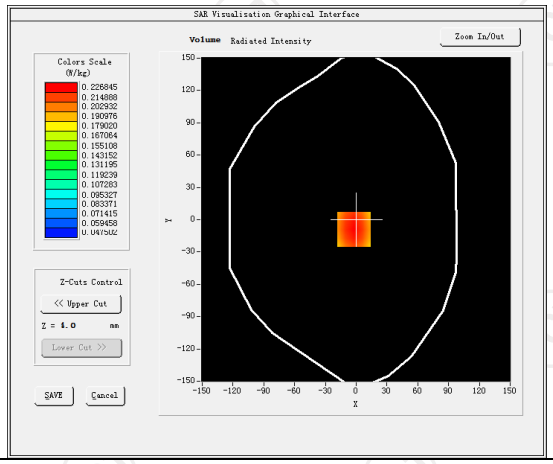
Maximum location: X=-2.00, Y=-9.00 SAR Peak: 0.28 W/kg	
SAR 10g (W/Kg)	0.157407
SAR 1g (W/Kg)	0.218518
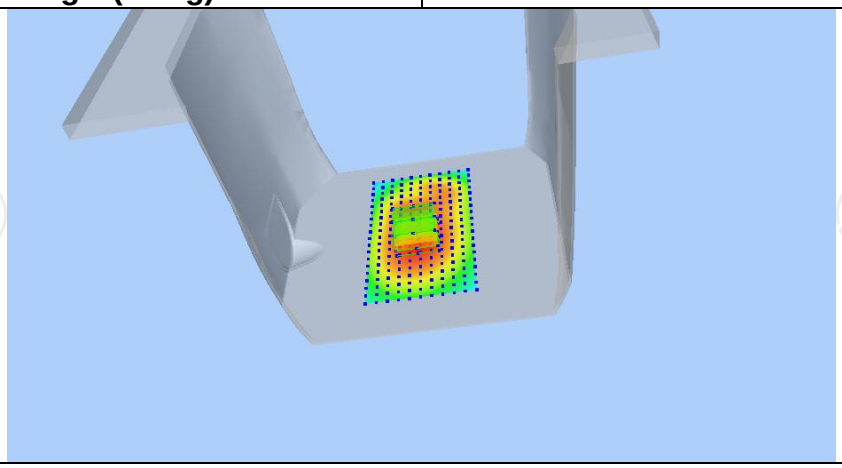	

Z (mm)	0.00	4.00	9.00	14.00	19.00
SAR (W/Kg)	0.2817	0.2268	0.1708	0.1268	0.0924

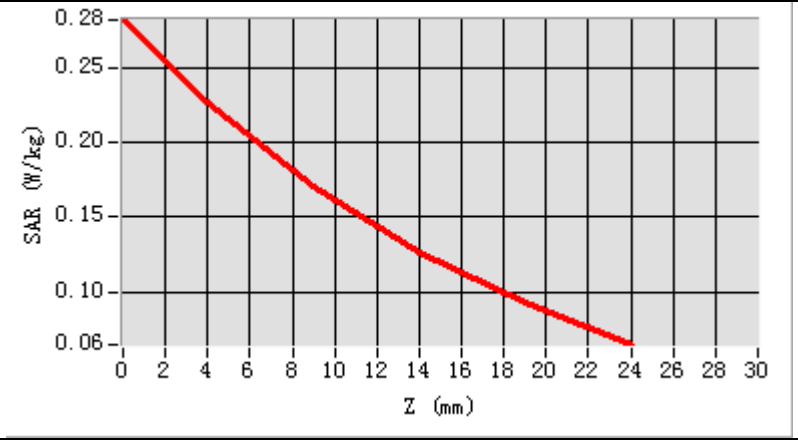

Hot spot position

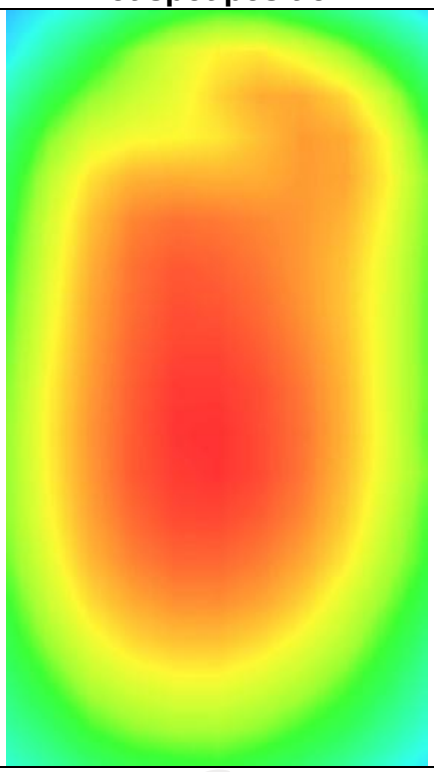

MEASUREMENT 3	
Lower Band SAR (Channel 20450):	Date: 08/17/2022
Frequency (MHz)	829.000000
Relative permittivity (real part)	41.417760
Relative permittivity (imaginary part)	18.129852
Conductivity (S/m)	0.874923
Variation (%)	-1.190000
Crest Factor	1.0
Probe Conversion factor	1.80
E-Field Probe:	SSE2 (SN 36/20 EPGO346)
Area Scan	dx=8mm dy=8mm, h= 5.00 mm
ZoomScan	5x5x7,dx=8mm dy=8mm dz=5mm,Complete/ndx=8mm dy=8mm, h= 5.00 mm
Phantom	Validation plane
Device Position	Body back((hotspot 10mm)
Band	LTE band 5(1 RB#0)
SURFACE SAR	**VOLUME SAR**

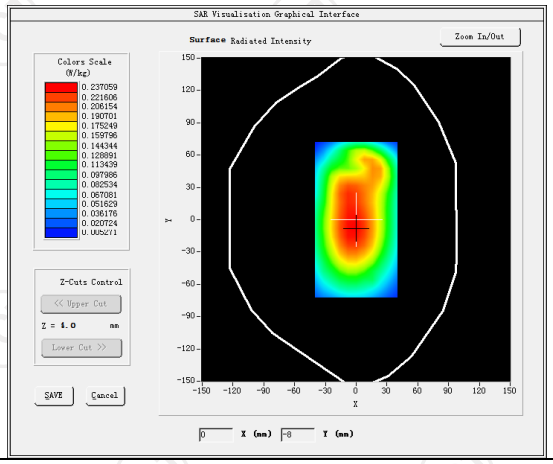

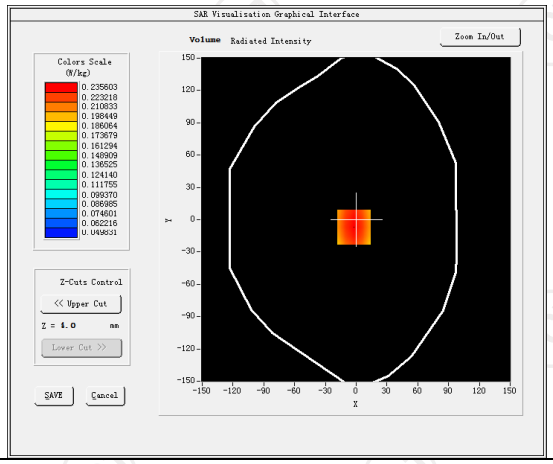

Maximum location: X=-2.00, Y=-7.00 SAR Peak: 0.29 W/kg	
SAR 10g (W/Kg)	0.165419
SAR 1g (W/Kg)	0.227376

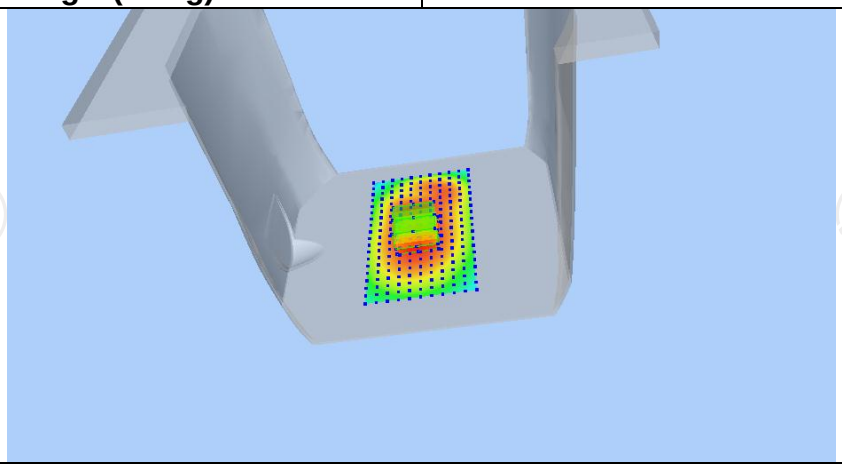

Z (mm)	0.00	4.00	9.00	14.00	19.00
SAR (W/Kg)	0.2917	0.2356	0.1788	0.1345	0.1000

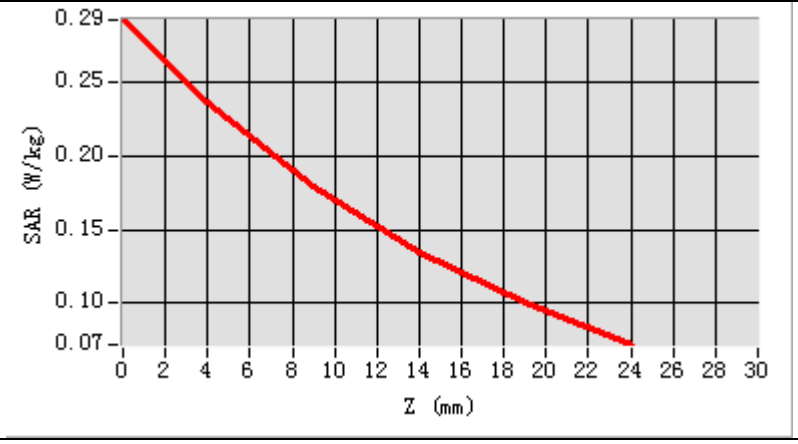
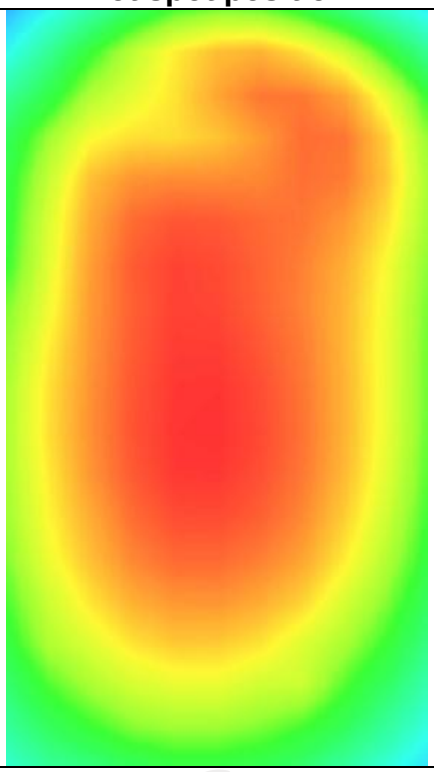
Hot spot position