MEASUREMENT 4	
Middle Band SAR (Channel 661):	Date: 08/22/2022
Frequency (MHz)	1880.000000
Relative permittivity (real part)	39.076721
Relative permittivity (imaginary part)	12.607061
Conductivity (S/m)	1.367609
Variation (%)	1.930000
Crest Factor	1.0
Probe Conversion factor	2.23
E-Field Probe:	SSE2 (SN 36/20 EPGO346)
Area Scan	dx=8mm dy=8mm, h= 5.00 mm
ZoomScan	5x5x7,dx=8mm dy=8mm dz=5mm,Complete/ndx=8mm dy=8mm, h= 5.00 mm
Phantom	Validation plane
Device Position	Body back(10mm)
Band	GSM1900(GPRS 4slot hotspot)
SURFACE SAR	**VOLUME SAR**
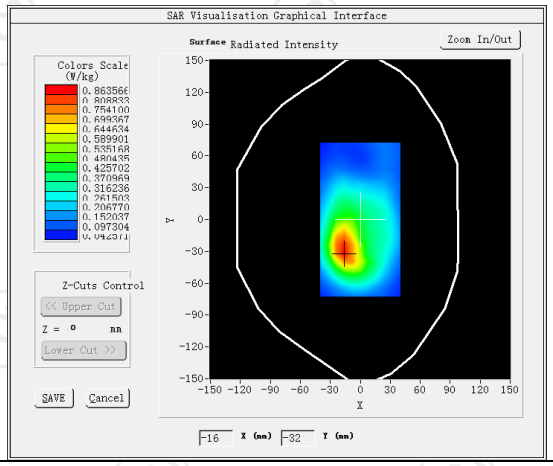	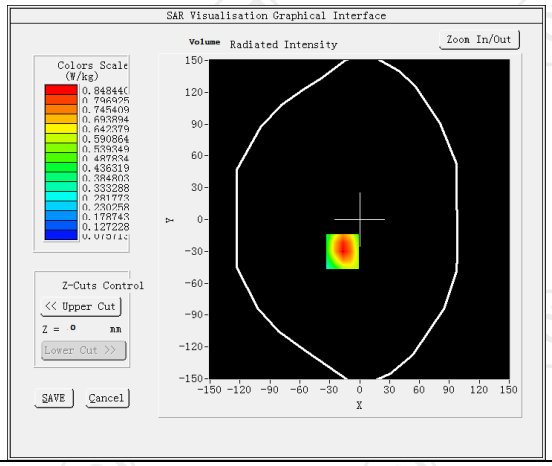
Maximum location: X=-17.00, Y=-30.00 SAR Peak: 1.23 W/kg	
SAR 10g (W/Kg)	0.489939
SAR 1g (W/Kg)	0.585838

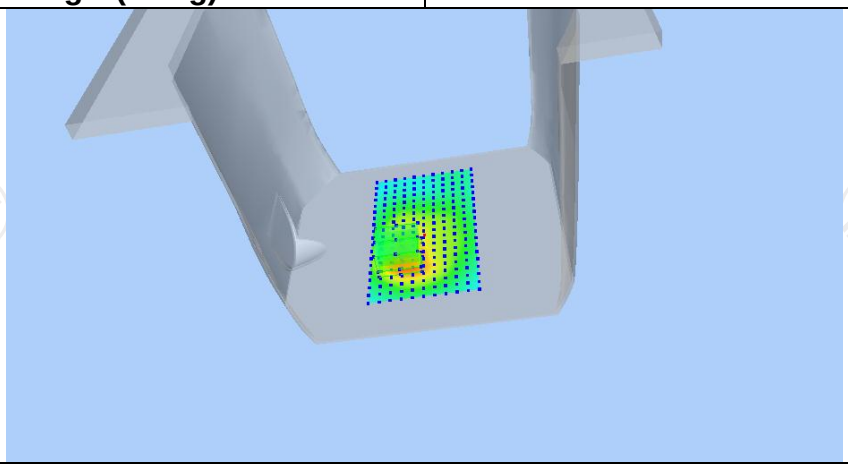

Z (mm)	0.00	4.00	9.00	14.00	19.00
SAR (W/Kg)	1.2217	0.8484	0.5312	0.3348	0.2156

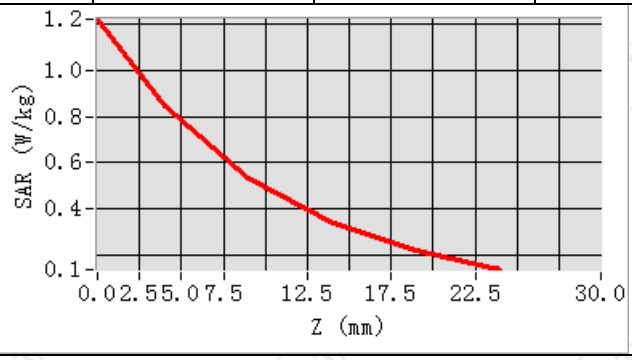

Hot spot position

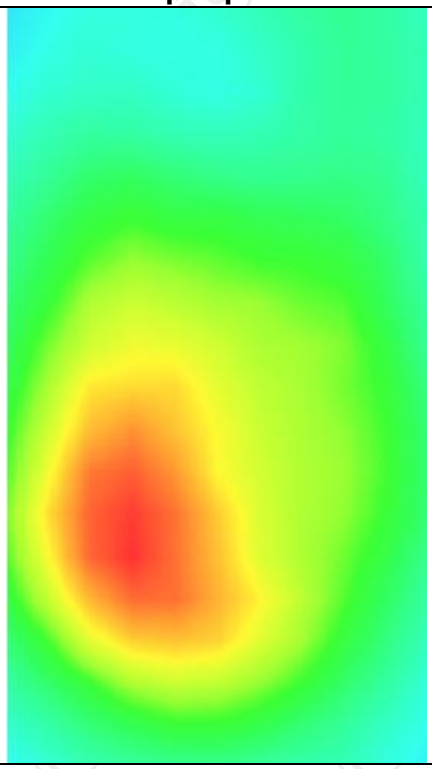

WCDMA Band II-2

MEASUREMENT 1	
Lower Band SAR (Channel 9262):	Date: 08/22/2022
Frequency (MHz)	1852.400000
Relative permittivity (real part)	39.076721
Relative permittivity (imaginary part)	12.607061
Conductivity (S/m)	1.367609
Variation (%)	0.830000
Crest Factor	1.0
Probe Conversion factor	2.23
E-Field Probe:	SSE2 (SN 36/20 EPGO346)
Area Scan	dx=8mm dy=8mm, h= 5.00 mm
ZoomScan	5x5x7,dx=8mm dy=8mm dz=5mm,Complete/ndx=8mm dy=8mm, h= 5.00 mm
Phantom	Left head
Device Position	Cheek
Band	BAND2 WCDMA1900
SURFACE SAR	**VOLUME SAR**

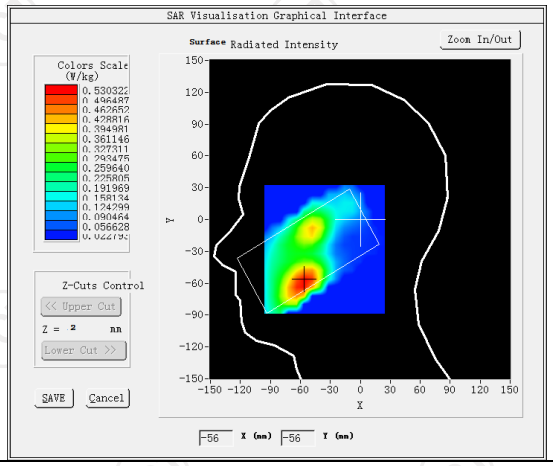

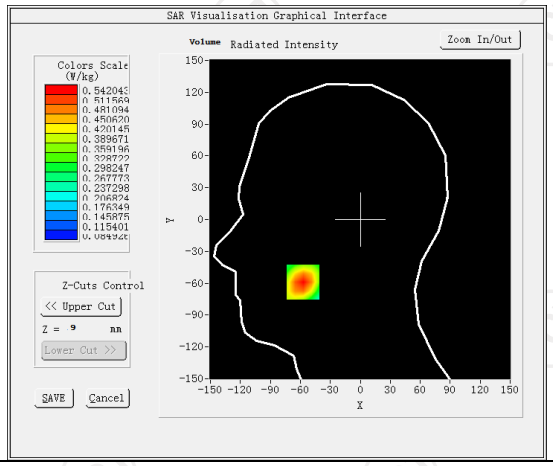

Maximum location: X=-57.00, Y=-59.00 SAR Peak: 0.74 W/kg	
SAR 10g (W/Kg)	0.335049
SAR 1g (W/Kg)	0.293790

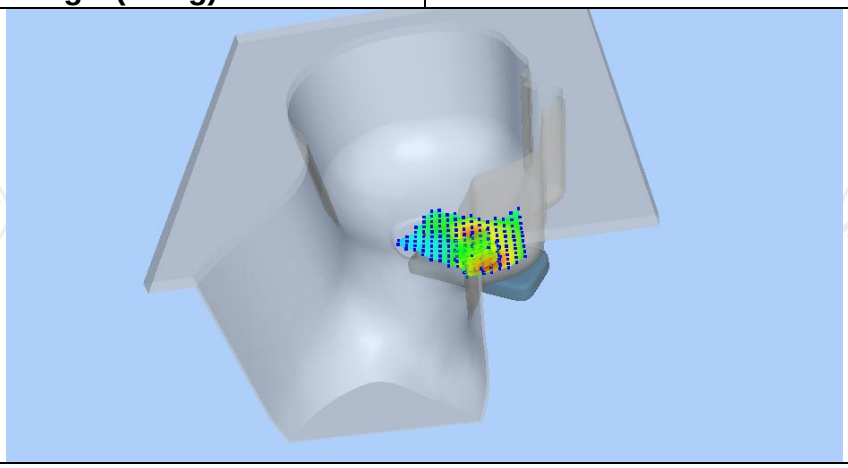

Z (mm)	0.00	4.00	9.00	14.00	19.00
SAR (W/Kg)	0.7427	0.5420	0.3688	0.2603	0.1939

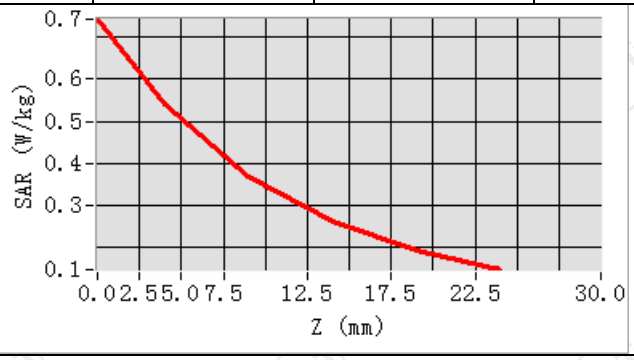

Hot spot position

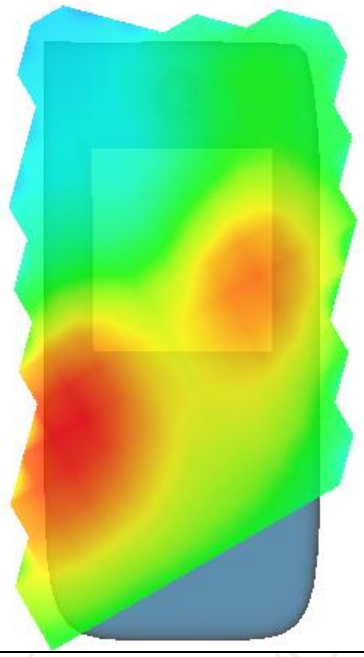

MEASUREMENT 2	
Lower Band SAR (Channel 9262):	Date: 08/22/2022
Frequency (MHz)	1852.400000
Relative permittivity (real part)	39.076721
Relative permittivity (imaginary part)	12.607061
Conductivity (S/m)	1.367609
Variation (%)	0.270000
Crest Factor	1.0
Probe Conversion factor	2.23
E-Field Probe:	SSE2 (SN 36/20 EPGO346)
Area Scan	dx=8mm dy=8mm, h= 5.00 mm
ZoomScan	5x5x7,dx=8mm dy=8mm dz=5mm,Complete/ndx=8mm dy=8mm, h= 5.00 mm
Phantom	Validation plane
Device Position	Body back(10mm)
Band	BAND2_WCDMA1900
SURFACE SAR	**VOLUME SAR**

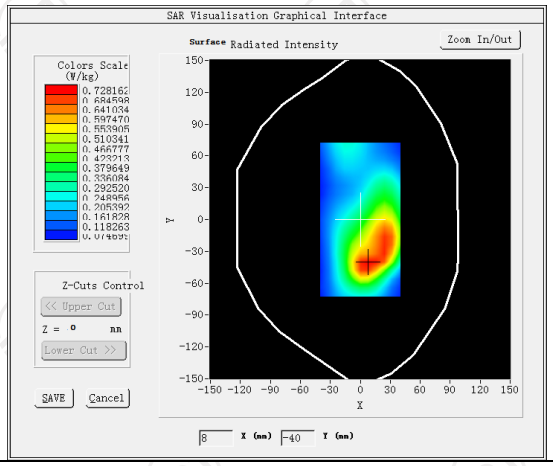

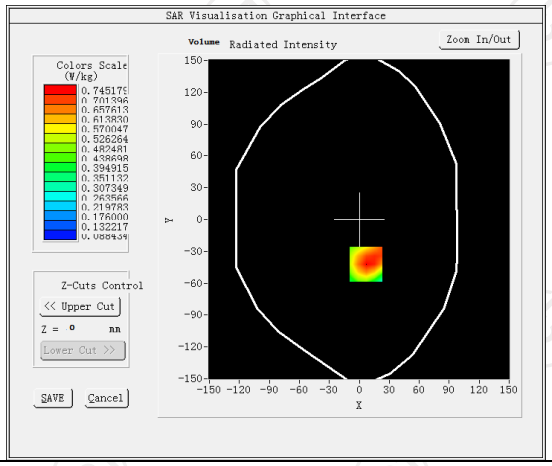

Maximum location: X=7.00, Y=-42.00 SAR Peak: 1.17 W/kg	
SAR 10g (W/Kg)	0.427545
SAR 1g (W/Kg)	0.575636

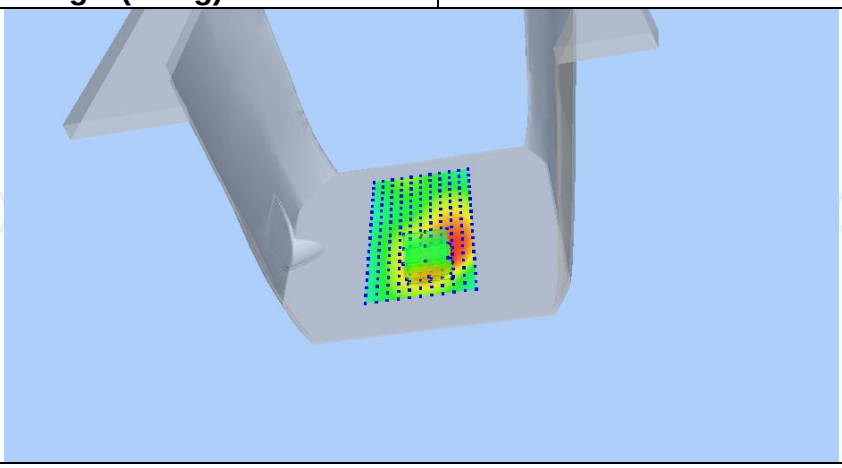

Z (mm)	0.00	4.00	9.00	14.00	19.00
SAR (W/Kg)	1.1433	0.7452	0.4320	0.2592	0.1685

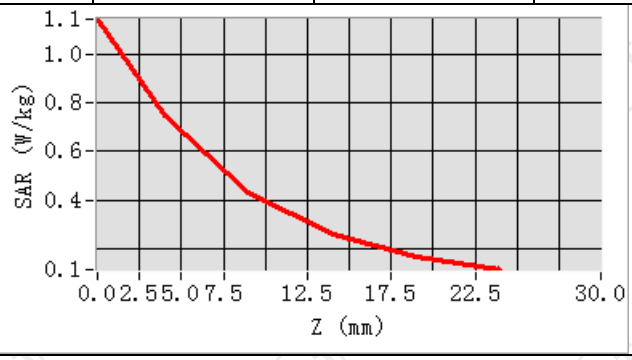

Hot spot position

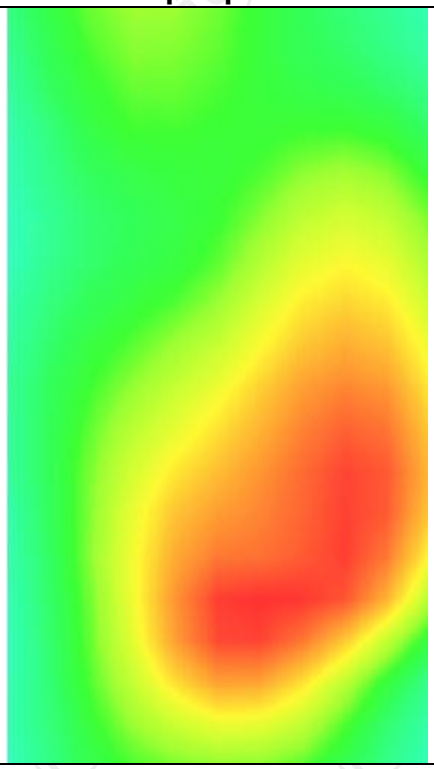

MEASUREMENT 3	
Lower Band SAR (Channel 9262):	Date: 08/22/2022
Frequency (MHz)	1852.400000
Relative permittivity (real part)	39.076721
Relative permittivity (imaginary part)	12.607061
Conductivity (S/m)	1.367609
Variation (%)	0.140000
Crest Factor	1.0
Probe Conversion factor	2.23
E-Field Probe:	SSE2 (SN 36/20 EPGO346)
Area Scan	dx=8mm dy=8mm, h= 5.00 mm
ZoomScan	5x5x7,dx=8mm dy=8mm dz=5mm,Complete/ndx=8mm dy=8mm, h= 5.00 mm
Phantom	Validation plane
Device Position	Body back(10mm)
Band	BAND2_WCDMA1900(hotspot)
SURFACE SAR	**VOLUME SAR**
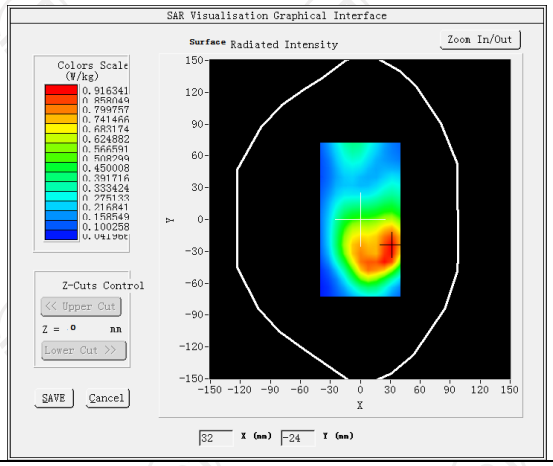	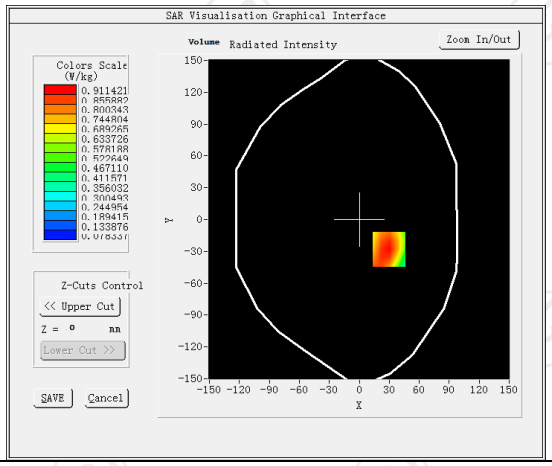
Maximum location: X=30.00, Y=-28.00 SAR Peak: 1.40 W/kg	
SAR 10g (W/Kg)	0.539711
SAR 1g (W/Kg)	0.602114

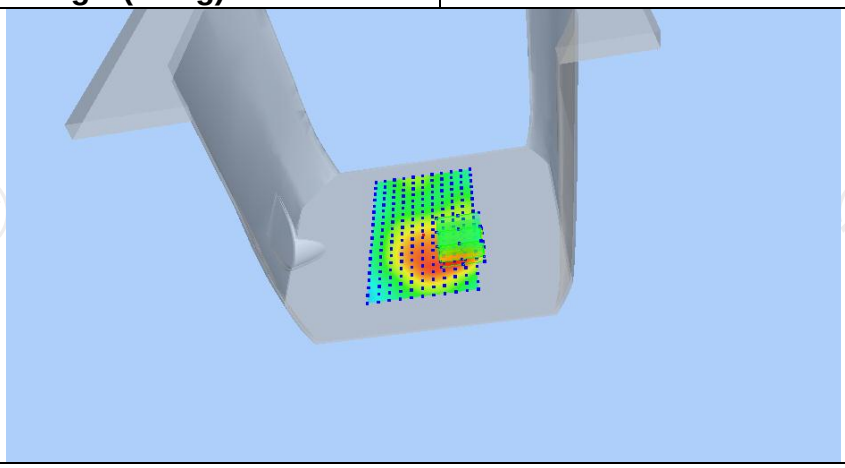

Z (mm)	0.00	4.00	9.00	14.00	19.00
SAR (W/Kg)	1.3715	0.9114	0.5388	0.3236	0.2034

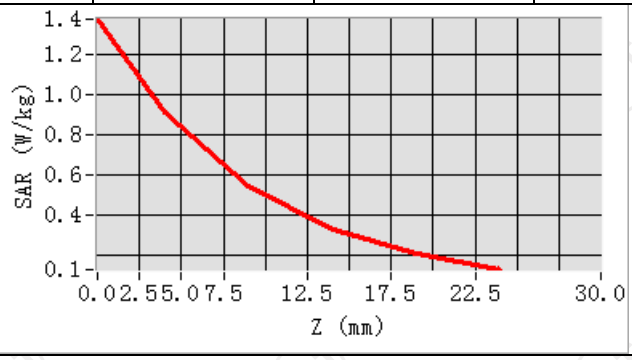

Hot spot position

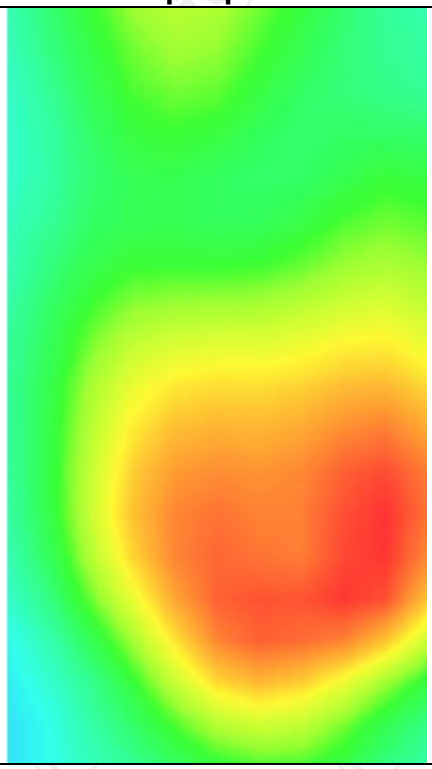

Hotline: 400-6611-140 Tel: 86-755-27673339 Fax: 86-755-27673332 http://www.tct-lab.com

WCDMA Band IV-2

MEASUREMENT 1	
Lower Band SAR (Channel 1312):	Date: 08/19/2022
Frequency (MHz)	1712.400000
Relative permittivity (real part)	39.070000
Relative permittivity (imaginary part)	14.000000
Conductivity (S/m)	1.380000
Variation (%)	-0.670000
Crest Factor	1.0
Probe Conversion factor	2.08
E-Field Probe:	SSE2 (SN 36/20 EPGO346)
Area Scan	dx=8mm dy=8mm, h= 5.00 mm
ZoomScan	5x5x7,dx=8mm dy=8mm dz=5mm,Complete/ndx=8mm dy=8mm, h= 5.00 mm
Phantom	Left head
Device Position	Cheek
Band	BAND4_WCDMA1700
SURFACE SAR	**VOLUME SAR**
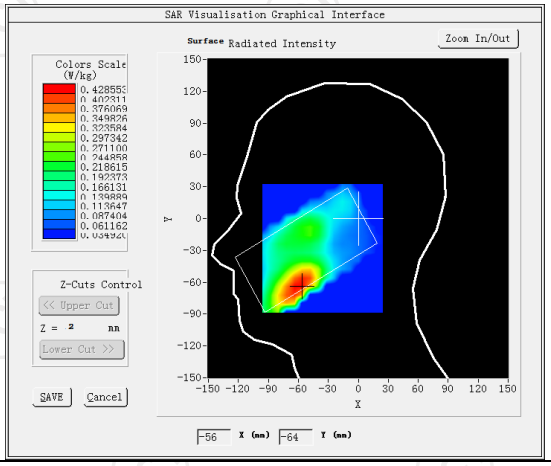	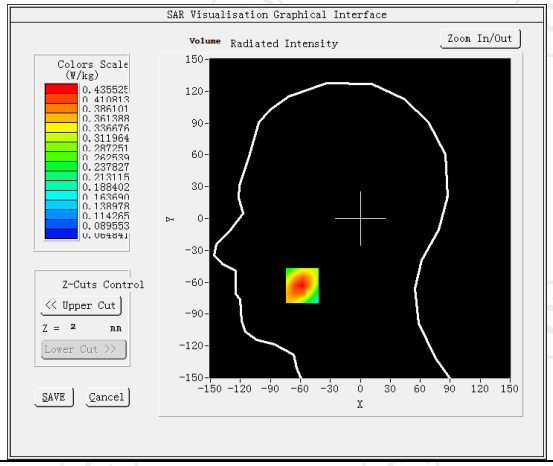
Maximum location: X=-58.00, Y=-63.00 SAR Peak: 0.59 W/kg	
SAR 10g (W/Kg)	0.276170
SAR 1g (W/Kg)	0.395253
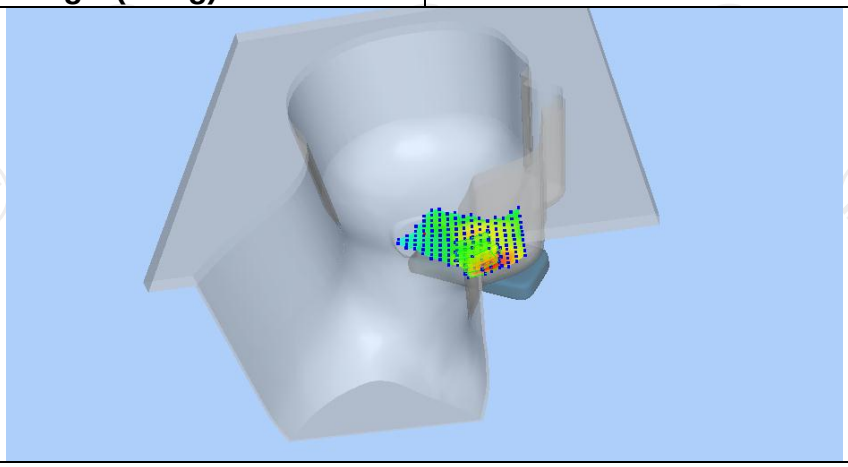	

Z (mm)	0.00	4.00	9.00	14.00	19.00
SAR (W/Kg)	0.5894	0.4355	0.3008	0.2147	0.1607

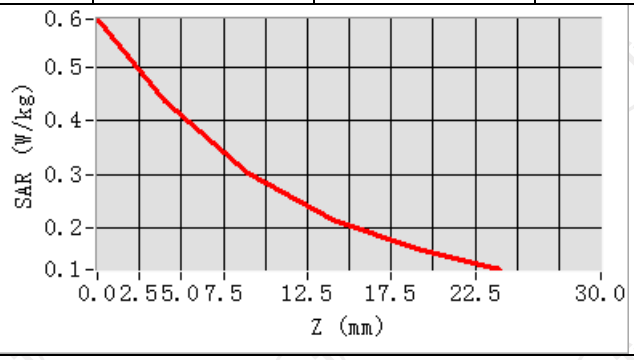

Hot spot position

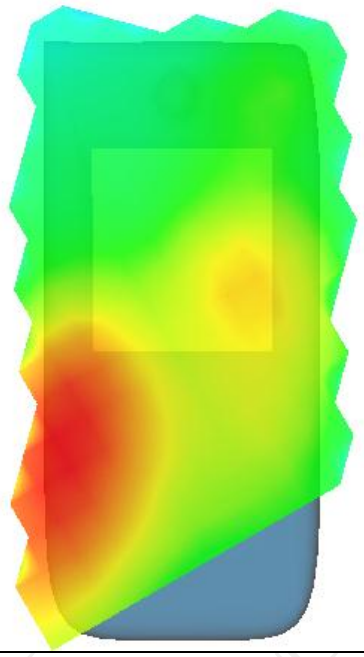

MEASUREMENT 2	
Lower Band SAR (Channel 1312):	Date: 08/19/2022
Frequency (MHz)	1712.400000
Relative permittivity (real part)	39.070000
Relative permittivity (imaginary part)	14.000000
Conductivity (S/m)	1.380000
Variation (%)	-0.300000
Crest Factor	1.0
Probe Conversion factor	2.08
E-Field Probe:	SSE2 (SN 36/20 EPGO346)
Area Scan	dx=8mm dy=8mm, h= 5.00 mm
ZoomScan	5x5x7,dx=8mm dy=8mm dz=5mm,Complete/ndx=8mm dy=8mm, h= 5.00 mm
Phantom	Validation plane
Device Position	Body back(10mm)
Band	BAND4 WCDMA1700
SURFACE SAR	**VOLUME SAR**
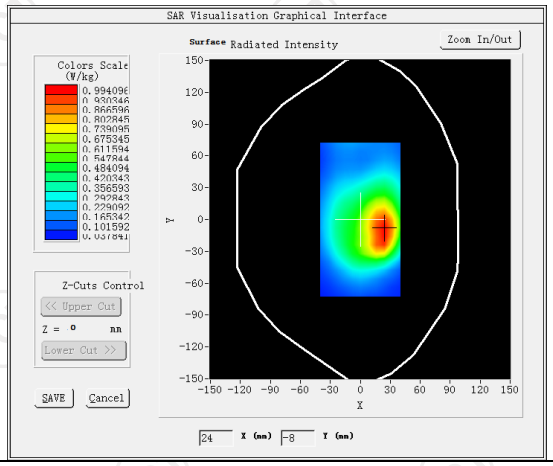	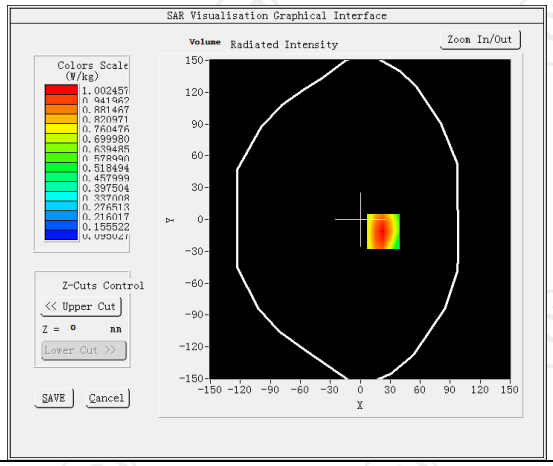
Maximum location: X=23.00, Y=-11.00 SAR Peak: 1.49 W/kg	
SAR 10g (W/Kg)	0.959293
SAR 1g (W/Kg)	0.613280
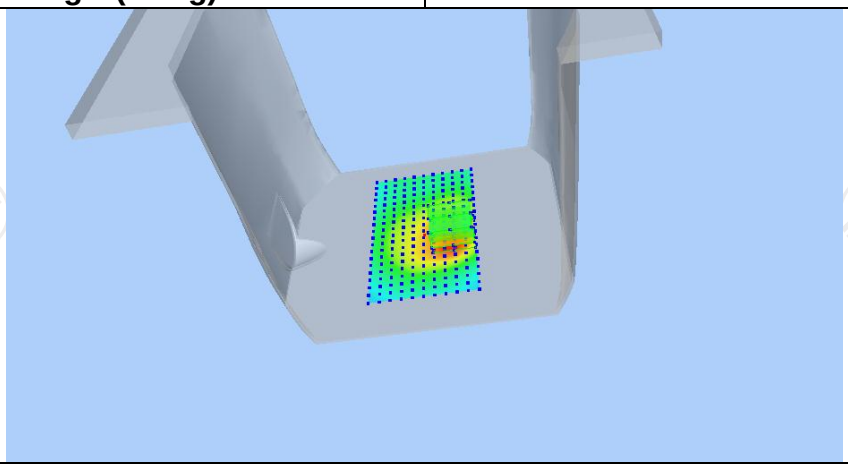	

Z (mm)	0.00	4.00	9.00	14.00	19.00
SAR (W/Kg)	1.4431	1.0025	0.6303	0.4022	0.2654

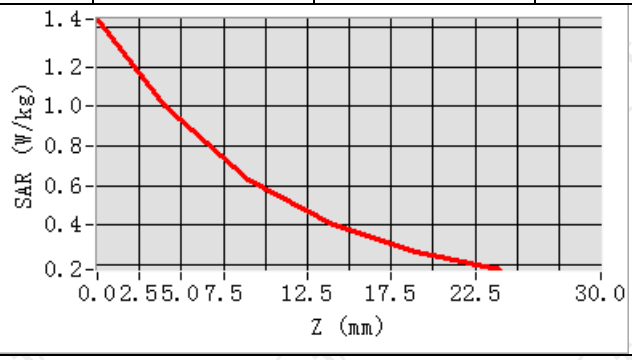

Hot spot position

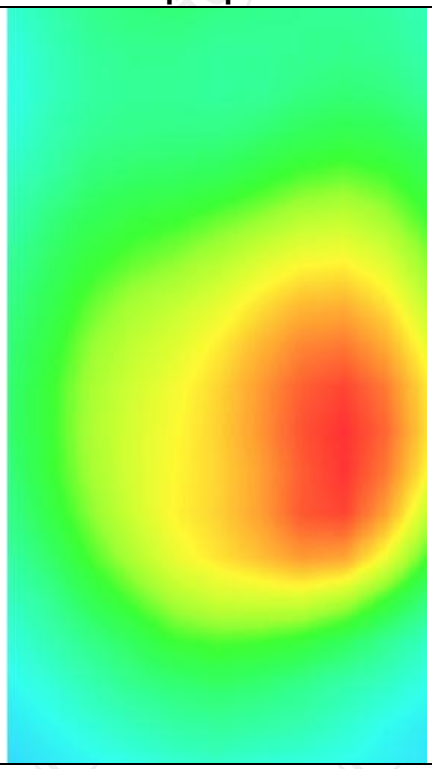

MEASUREMENT 3

Lower Band SAR (Channel 1312): Date: 08/19/2022

Frequency (MHz)	1712.400000
Relative permittivity (real part)	39.070000
Relative permittivity (imaginary part)	14.000000
Conductivity (S/m)	1.380000
Variation (%)	-0.510000
Crest Factor	1.0
Probe Conversion factor	2.08
E-Field Probe:	SSE2 (SN 36/20 EPGO346)
Area Scan	dx=8mm dy=8mm, h= 5.00 mm
ZoomScan	5x5x7,dx=8mm dy=8mm dz=5mm,Complete/ndx=8mm dy=8mm, h= 5.00 mm
Phantom	Validation plane
Device Position	Body back(hotspot 10mm)
Band	BAND4 WCDMA1700

SURFACE SAR

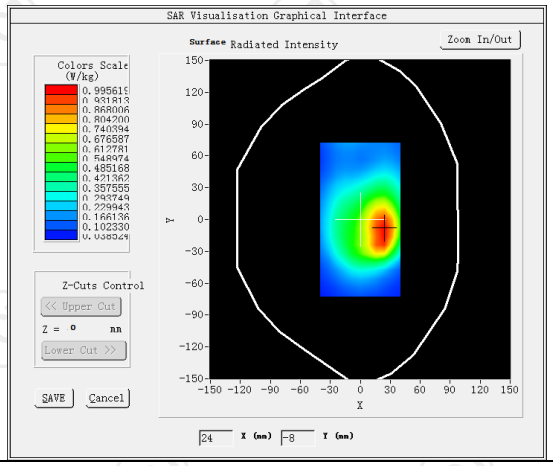

VOLUME SAR

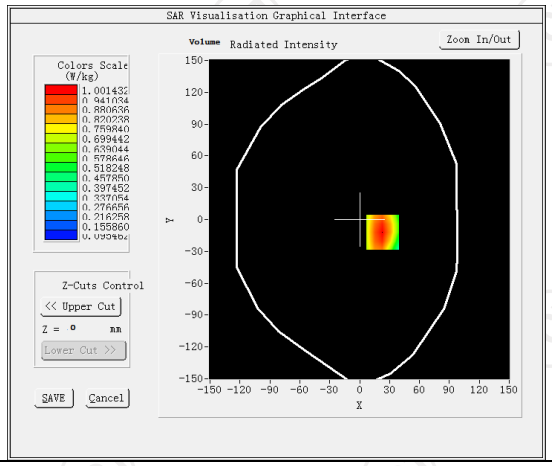

Maximum location: X=23.00, Y=-12.00 SAR Peak: 1.47 W/kg

SAR 10g (W/Kg)	0.966340
SAR 1g (W/Kg)	0.630315

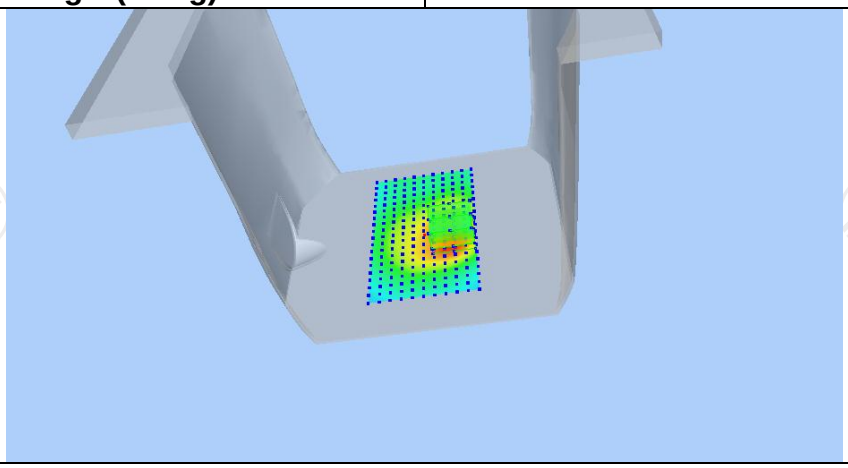

Z (mm)	0.00	4.00	9.00	14.00	19.00
SAR (W/Kg)	1.4443	1.0014	0.6274	0.3981	0.2605

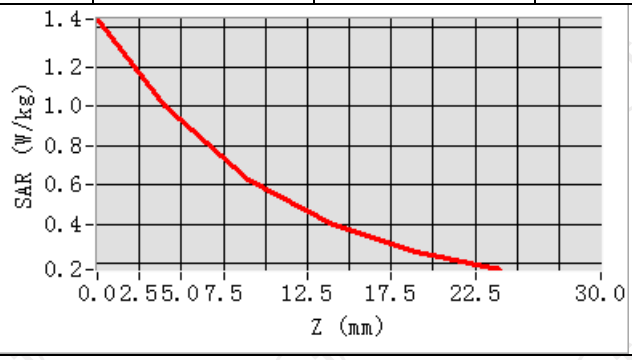

Hot spot position

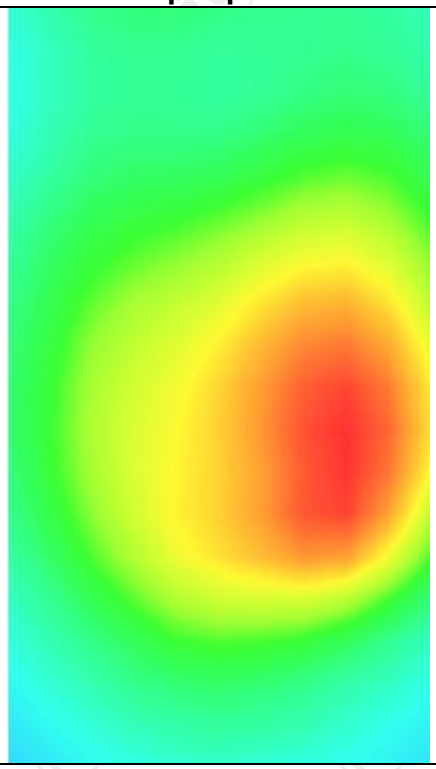

WCDMA Band V-2

MEASUREMENT 1	
Lower Band SAR (Channel 4132):	Date: 08/17/2022
Frequency (MHz)	826.400000
Relative permittivity (real part)	41.417760
Relative permittivity (imaginary part)	18.129852
Conductivity (S/m)	0.874923
Variation (%)	-1.450000
Crest Factor:	1.0
Probe Conversion factor	1.80
E-Field Probe:	SSE2 (SN 36/20 EPGO346)
Area Scan	dx=8mm dy=8mm, h= 5.00 mm
ZoomScan	5x5x7,dx=8mm dy=8mm dz=5mm,Complete/ndx=8mm dy=8mm, h= 5.00 mm
Phantom	Left head
Device Position	Cheek
Band	BAND5_WCDMA850
SURFACE SAR	**VOLUME SAR**
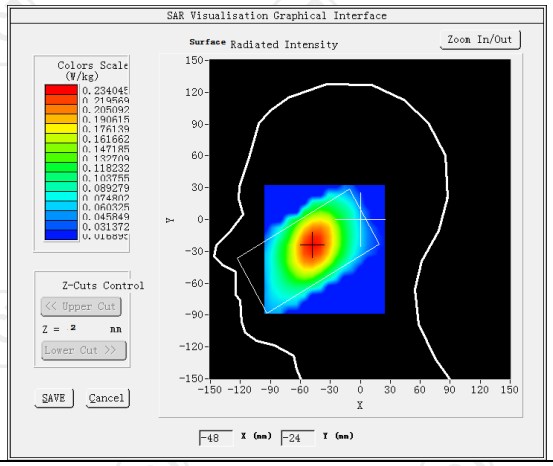	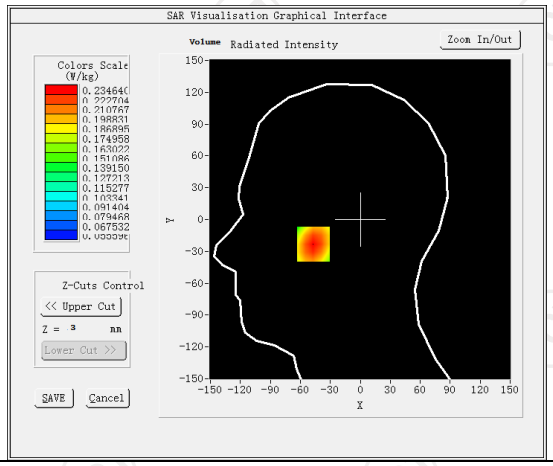
M Maximum location: X=-47.00, Y=-23.00 SAR Peak: 0.28 W/kg	
SAR 10g (W/Kg)	0.170850
SAR 1g (W/Kg)	0.226183
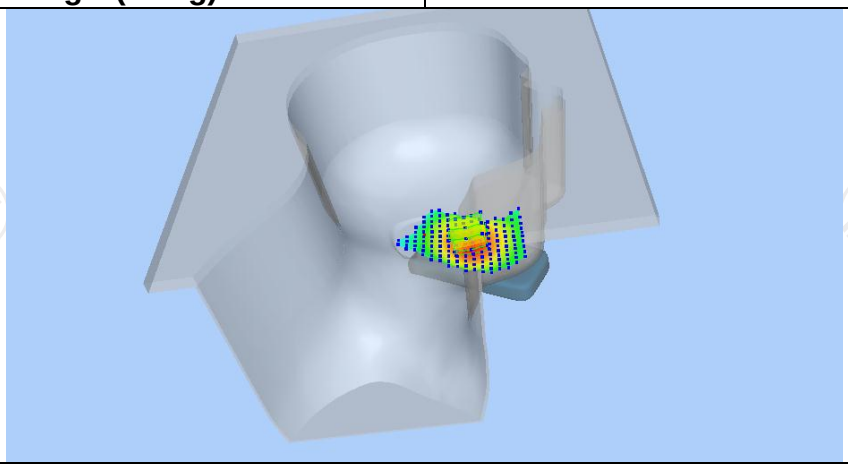	

Z (mm)	0.00	4.00	9.00	14.00	19.00
SAR (W/Kg)	0.2813	0.2346	0.1874	0.1508	0.1223

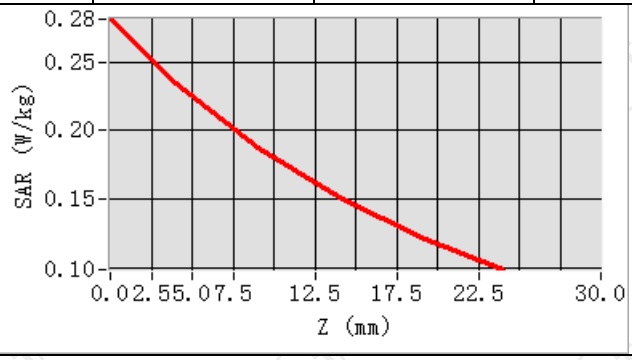

Hot spot position

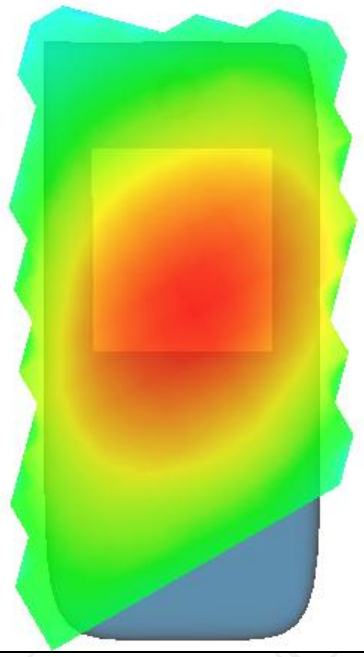

MEASUREMENT 2	
Lower Band SAR (Channel 4132):	Date: 08/17/2022
Frequency (MHz)	826.400000
Relative permittivity (real part)	41.417760
Relative permittivity (imaginary part)	18.129852
Conductivity (S/m)	0.874923
Variation (%)	-1.300000
Crest Factor:	1.0
Probe Conversion factor	1.80
E-Field Probe:	SSE2 (SN 36/20 EPGO346)
Area Scan	dx=8mm dy=8mm, h= 5.00 mm
ZoomScan	5x5x7,dx=8mm dy=8mm dz=5mm,Complete/ndx=8mm dy=8mm, h= 5.00 mm
Phantom	Validation plane
Device Position	Body back(10mm)
Band	BAND5_WCDMA850
SURFACE SAR	**VOLUME SAR**

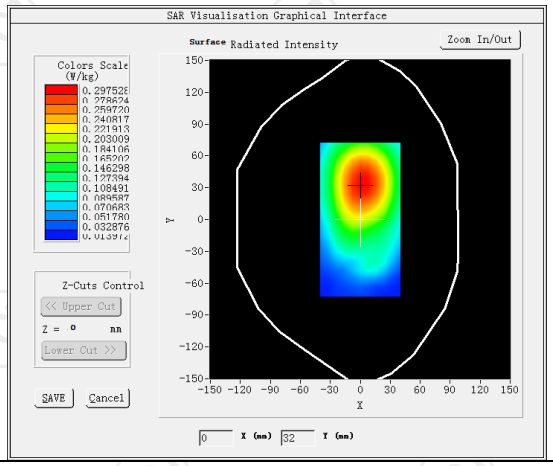

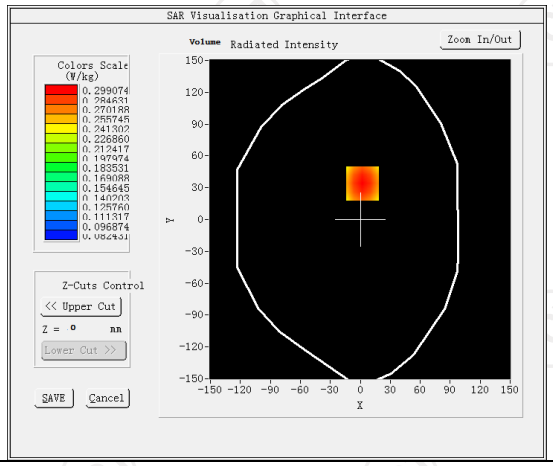

Maximum location: X=2.00, Y=34.00 SAR Peak: 0.36 W/kg	
SAR 10g (W/Kg)	0.215883
SAR 1g (W/Kg)	0.298859

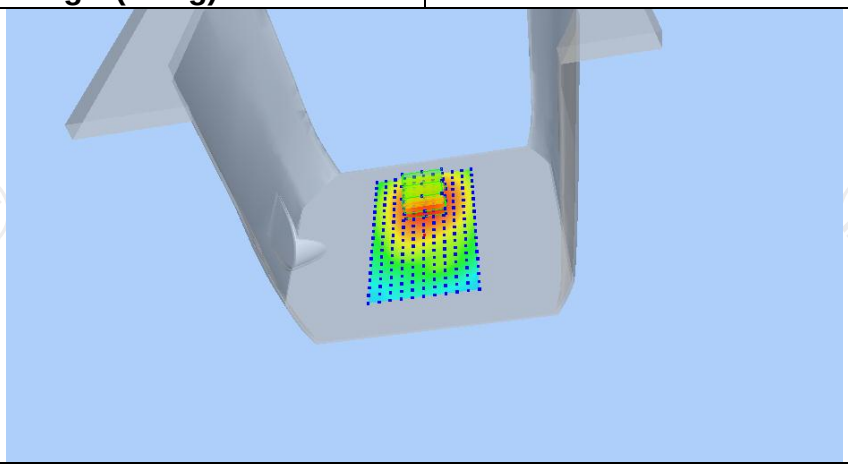

Z (mm)	0.00	4.00	9.00	14.00	19.00
SAR (W/Kg)	0.3635	0.2991	0.2334	0.1820	0.1416

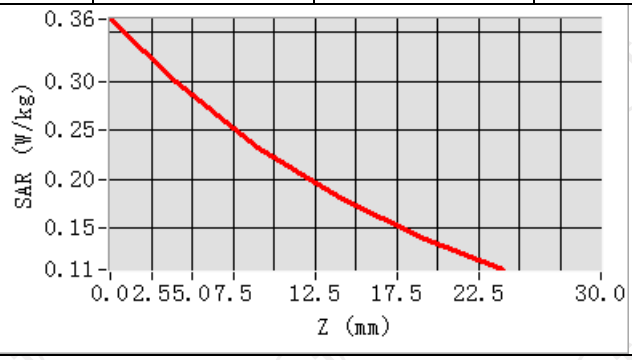

Hot spot position

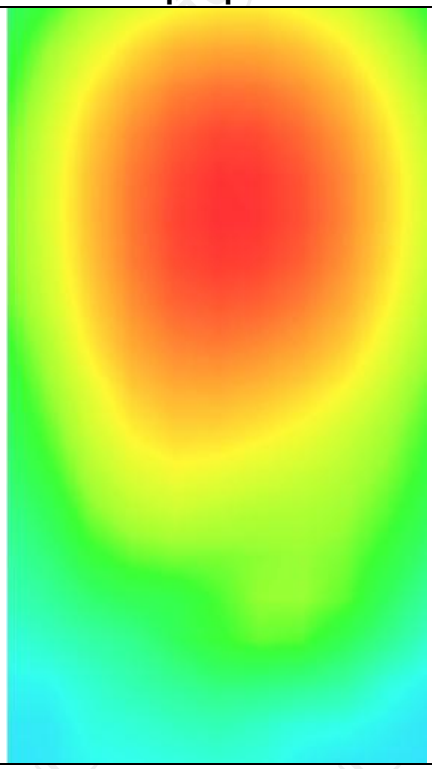

MEASUREMENT 3

Lower Band SAR (Channel 4132): Date: 08/17/2022

Frequency (MHz)	826.400000
Relative permittivity (real part)	41.417760
Relative permittivity (imaginary part)	18.129852
Conductivity (S/m)	0.874923
Variation (%)	-0.340000
Crest Factor:	1.0
Probe Conversion factor	1.80
E-Field Probe:	SSE2 (SN 36/20 EPGO346)
Area Scan	dx=8mm dy=8mm, h= 5.00 mm
ZoomScan	5x5x7,dx=8mm dy=8mm dz=5mm,Complete/ndx=8mm dy=8mm, h= 5.00 mm
Phantom	Validation plane
Device Position	Body back(10mm)
Band	BAND5_WCDMA850(hotspot)

SURFACE SAR

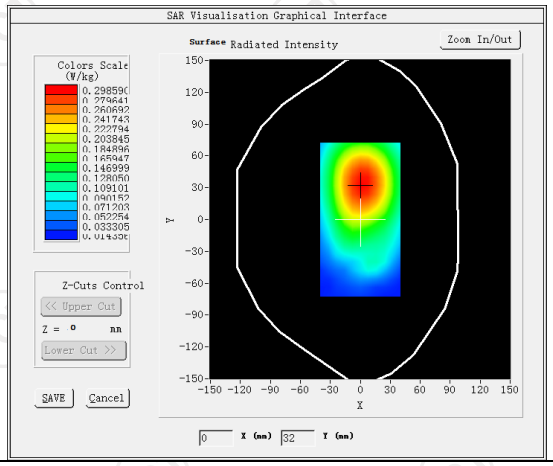

VOLUME SAR

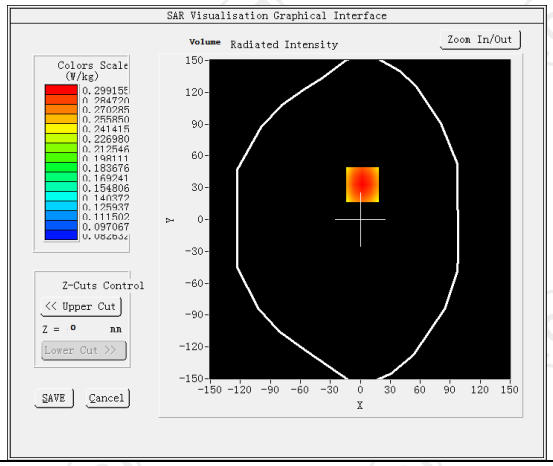

M Maximum location: X=2.00, Y=33.00 SAR Peak: 0.36 W/kg

SAR 10g (W/Kg)	0.215973
SAR 1g (W/Kg)	0.328986

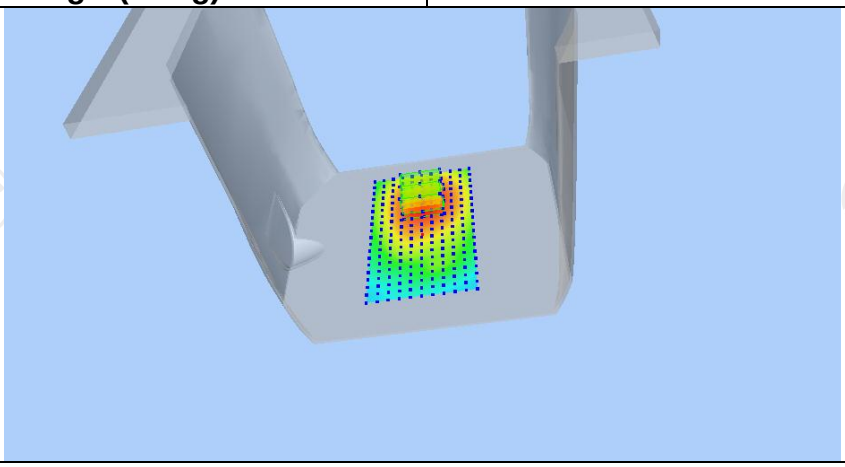

Z (mm)	0.00	4.00	9.00	14.00	19.00
SAR (W/Kg)	0.3633	0.2992	0.2337	0.1822	0.1416

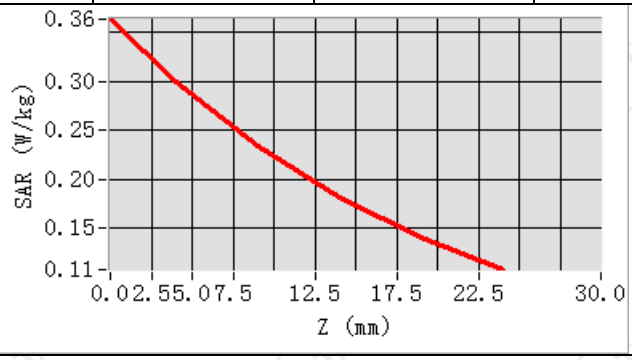

Hot spot position

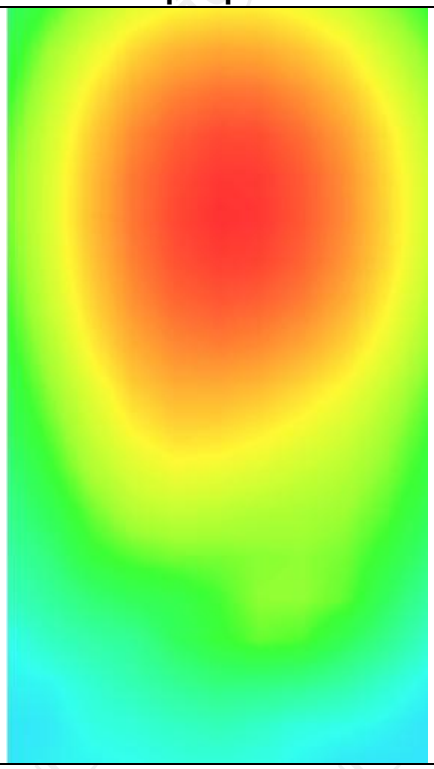

LTE Band 2-2

MEASUREMENT 1	
Middle Band SAR (Channel 18900):	Date: 08/19/2022
Frequency (MHz)	1880.000000
Relative permittivity (real part)	39.076721
Relative permittivity (imaginary part)	12.607061
Conductivity (S/m)	1.367609
Variation (%)	3.010000
Crest Factor	1.0
Probe Conversion factor	2.23
E-Field Probe:	SSE2 (SN 36/20 EPGO346)
Area Scan	dx=8mm dy=8mm, h= 5.00 mm
ZoomScan	5x5x7,dx=8mm dy=8mm dz=5mm,Complete/ndx=8mm dy=8mm, h= 5.00 mm
Phantom	Left head
Device Position	Cheek
Band	LTE band 2 (1 RB#0)
SURFACE SAR	**VOLUME SAR**
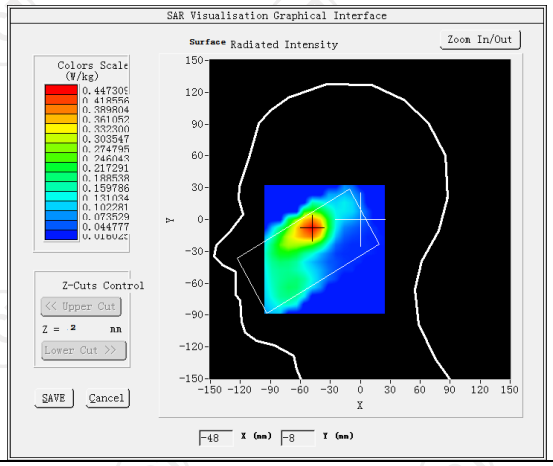	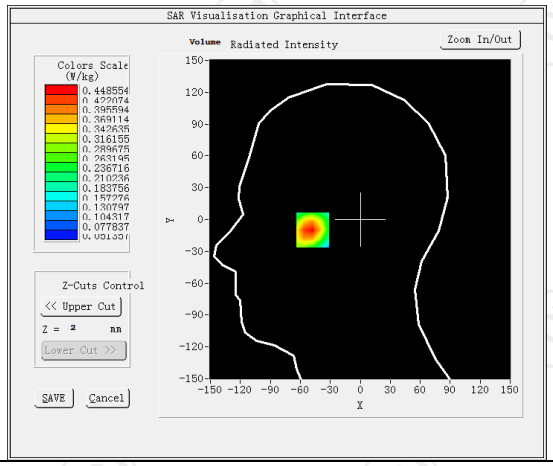
Maximum location: X=-48.00, Y=-8.00 SAR Peak: 0.59 W/kg	
SAR 10g (W/Kg)	0.274355
SAR 1g (W/Kg)	0.225072
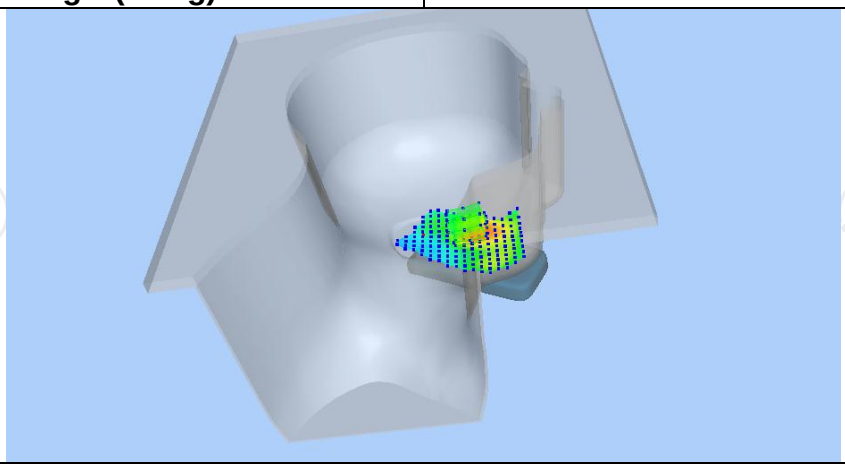	

Z (mm)	0.00	4.00	9.00	14.00	19.00
SAR (W/Kg)	0.5871	0.4486	0.3187	0.2270	0.1625

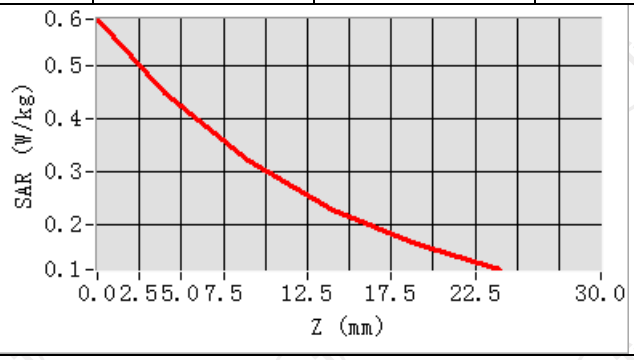

Hot spot position

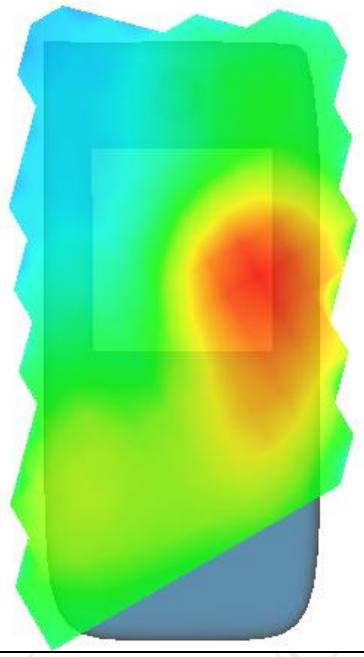

MEASUREMENT 2	
Middle Band SAR (Channel 18900):	Date: 08/19/2022
Frequency (MHz)	1880.000000
Relative permittivity (real part)	39.076721
Relative permittivity (imaginary part)	12.607061
Conductivity (S/m)	1.367609
Variation (%)	0.290000
Crest Factor	1.0
Probe Conversion factor	2.23
E-Field Probe:	SSE2 (SN 36/20 EPGO346)
Area Scan	dx=8mm dy=8mm, h= 5.00 mm
ZoomScan	5x5x7,dx=8mm dy=8mm dz=5mm,Complete/ndx=8mm dy=8mm, h= 5.00 mm
Phantom	Validation plane
Device Position	Body back(10mm)
Band	LTE band 2 (1 RB#0)
SURFACE SAR	**VOLUME SAR**

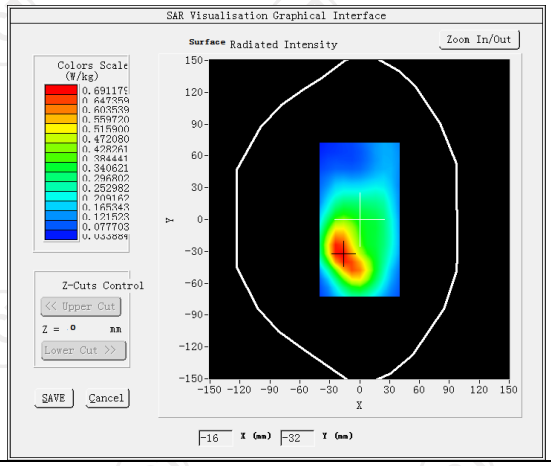

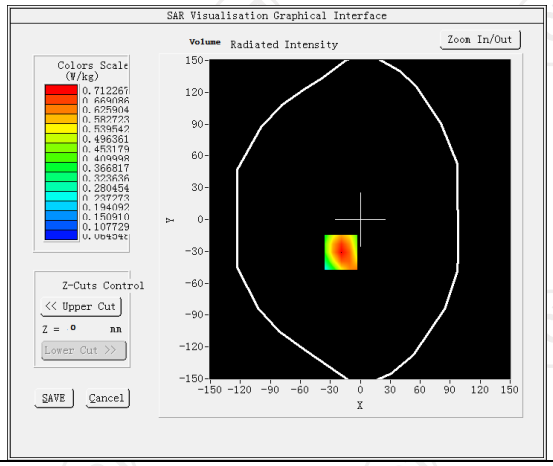

Maximum location: X=-19.00, Y=-31.00 SAR Peak: 1.03 W/kg	
SAR 10g (W/Kg)	0.519555
SAR 1g (W/Kg)	0.401753

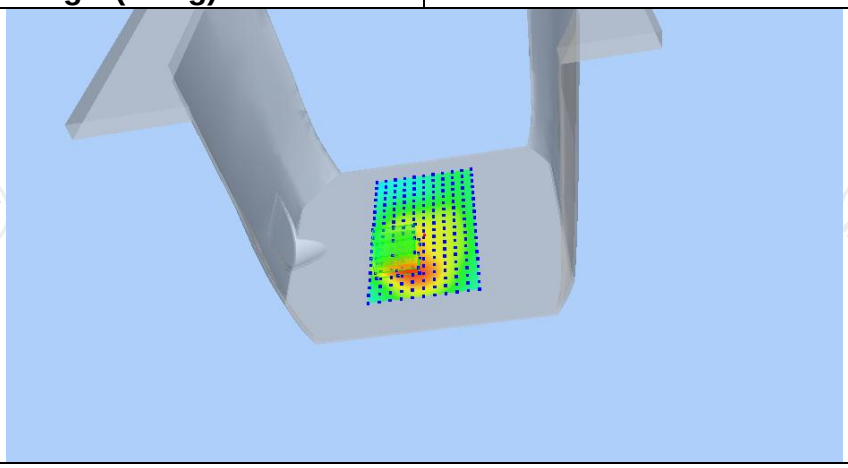

Z (mm)	0.00	4.00	9.00	14.00	19.00
SAR (W/Kg)	1.0317	0.7123	0.4462	0.2867	0.1936

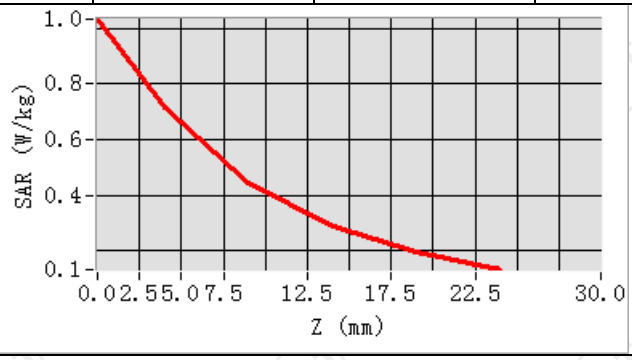

Hot spot position

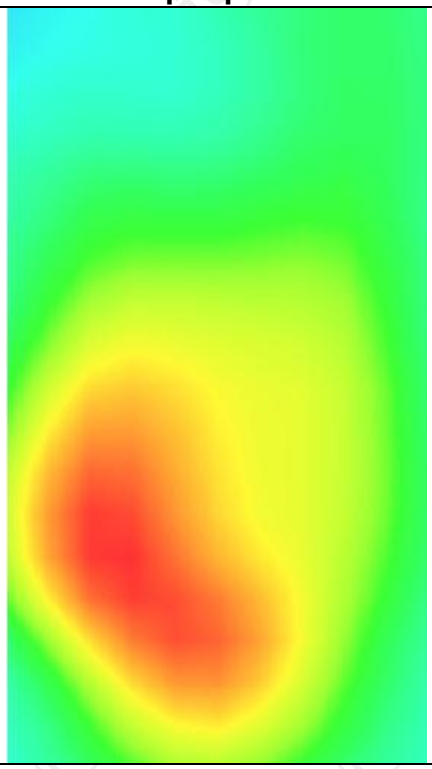

MEASUREMENT 3	
Middle Band SAR (Channel 18900):	Date: 08/19/2022
Frequency (MHz)	1880.000000
Relative permittivity (real part)	39.076721
Relative permittivity (imaginary part)	12.607061
Conductivity (S/m)	1.367609
Variation (%)	-0.480000
Crest Factor	1.0
Probe Conversion factor	2.23
E-Field Probe:	SSE2 (SN 36/20 EPGO346)
Area Scan	dx=8mm dy=8mm, h= 5.00 mm
ZoomScan	5x5x7,dx=8mm dy=8mm dz=5mm,Complete/ndx=8mm dy=8mm, h= 5.00 mm
Phantom	Validation plane
Device Position	Body back(hotspot 10mm)
Band	LTE band 2 (1 RB#0)
SURFACE SAR	**VOLUME SAR**

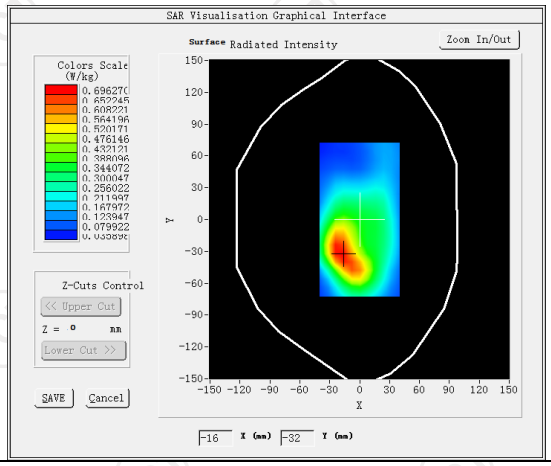

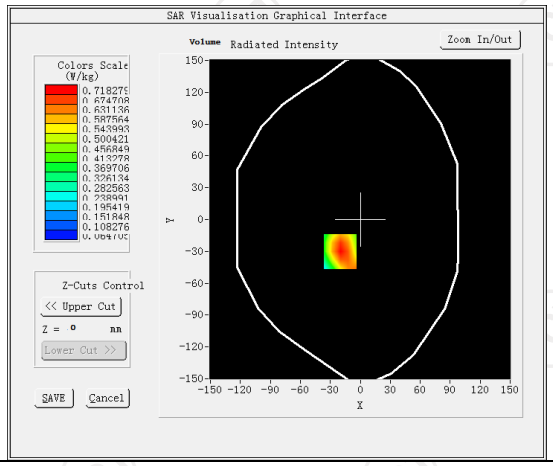

Maximum location: X=-20.00, Y=-30.00 SAR Peak: 1.05 W/kg	
SAR 10g (W/Kg)	0.621095
SAR 1g (W/Kg)	0.451915

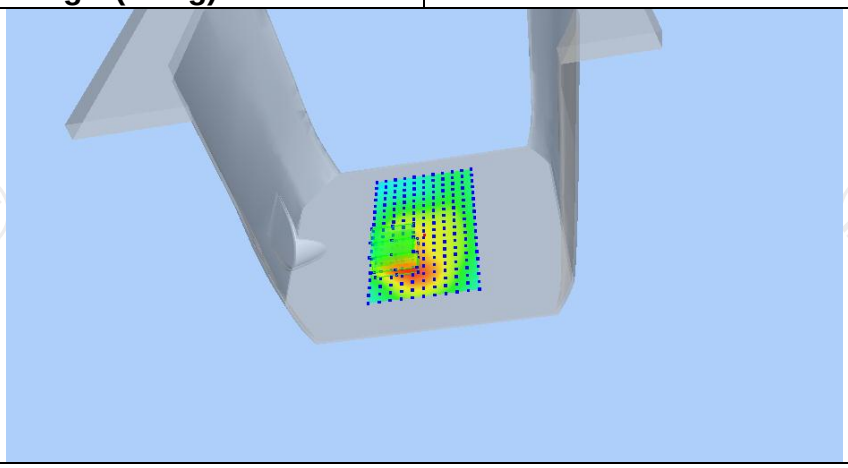

Z (mm)	0.00	4.00	9.00	14.00	19.00
SAR (W/Kg)	1.0434	0.7183	0.4478	0.2857	0.1912

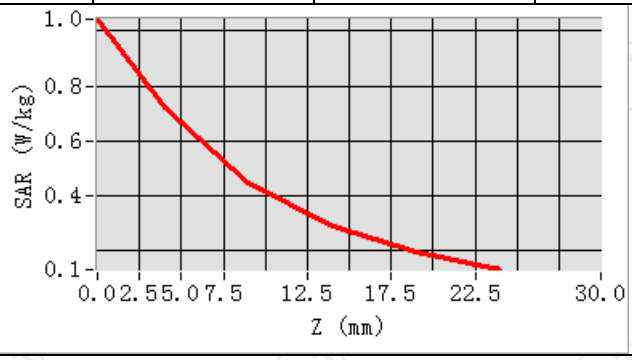

Hot spot position

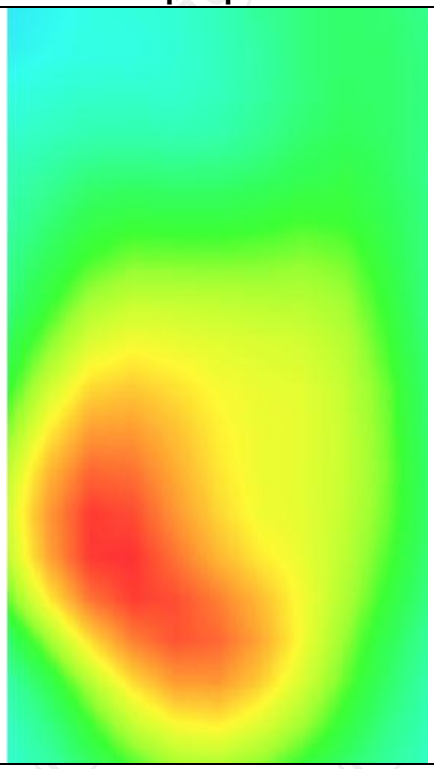

LTE Band 4-2

MEASUREMENT 1	
Middle Band SAR (Channel 20175):	Date: 08/19/2022
Frequency (MHz)	1732.500000
Relative permittivity (real part)	39.070000
Relative permittivity (imaginary part)	14.000000
Conductivity (S/m)	1.380000
Variation (%)	-0.260000
Crest Factor	1.0
Probe Conversion factor	2.08
E-Field Probe:	SSE2 (SN 36/20 EPGO346)
Area Scan	dx=8mm dy=8mm, h= 5.00 mm
ZoomScan	5x5x7,dx=8mm dy=8mm dz=5mm,Complete/ndx=8mm dy=8mm, h= 5.00 mm
Phantom	Left head
Device Position	Cheek
Band	LTE band 4(1 RB#0)
SURFACE SAR	**VOLUME SAR**
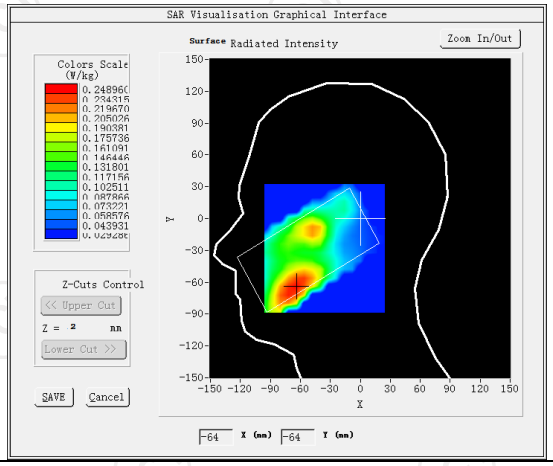	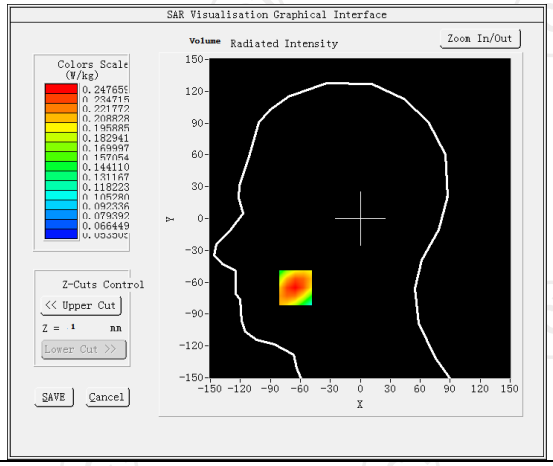
Maximum location: X=-65.00, Y=-65.00 SAR Peak: 0.31 W/kg	
SAR 10g (W/Kg)	0.164377
SAR 1g (W/Kg)	0.236634

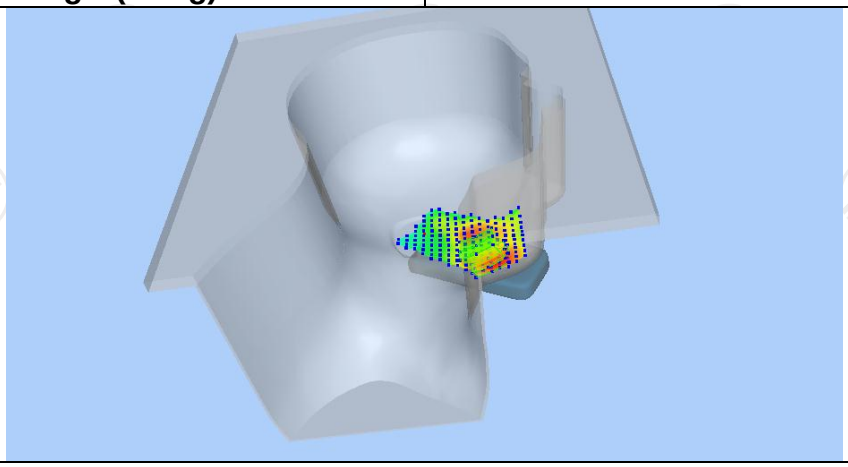

Z (mm)	0.00	4.00	9.00	14.00	19.00
SAR (W/Kg)	0.3132	0.2477	0.1830	0.1342	0.0974

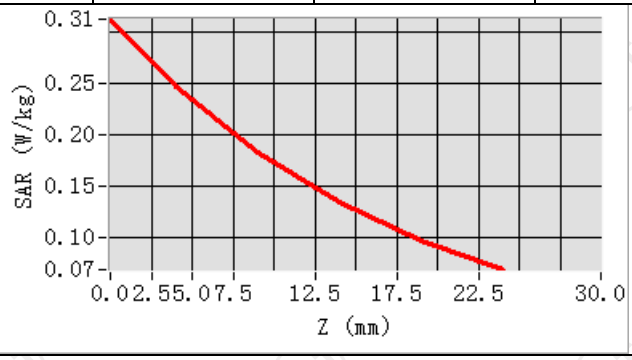

Hot spot position

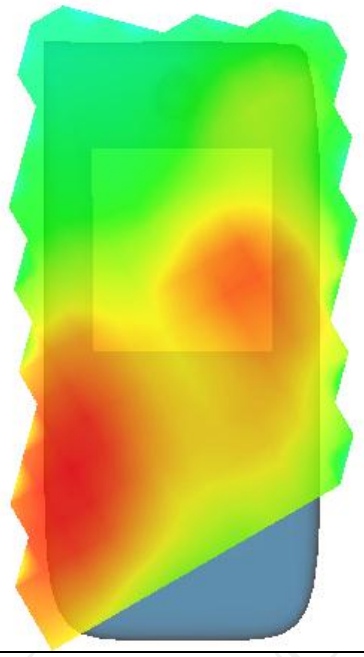

MEASUREMENT 2	
Middle Band SAR (Channel 20175):	Date: 08/19/2022
Frequency (MHz)	1732.500000
Relative permittivity (real part)	39.070000
Relative permittivity (imaginary part)	14.000000
Conductivity (S/m)	1.380000
Variation (%)	0.820000
Crest Factor	1.0
Probe Conversion factor	2.08
E-Field Probe:	SSE2 (SN 36/20 EPGO346)
Area Scan	dx=8mm dy=8mm, h= 5.00 mm
ZoomScan	5x5x7,dx=8mm dy=8mm dz=5mm,Complete/ndx=8mm dy=8mm, h= 5.00 mm
Phantom	Validation plane
Device Position	Body back(10mm)
Band	LTE band 4(1 RB#0)
SURFACE SAR	**VOLUME SAR**
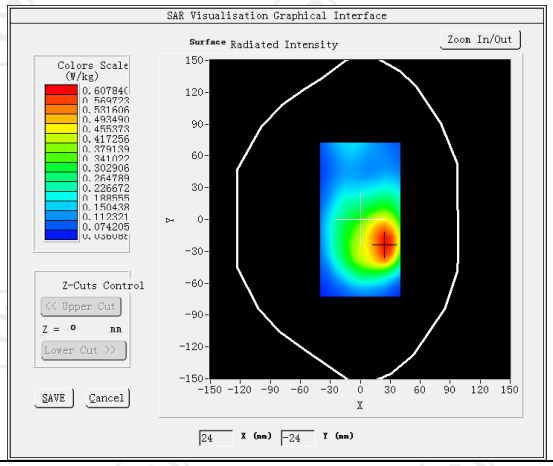	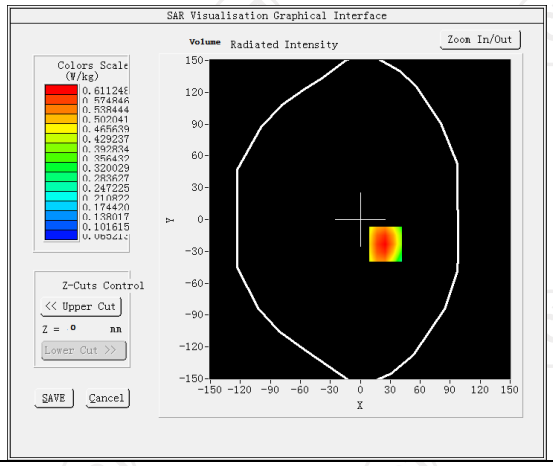
Maximum location: X=25.00, Y=-23.00 SAR Peak: 0.88 W/kg	
SAR 10g (W/Kg)	0.378218
SAR 1g (W/Kg)	0.496504
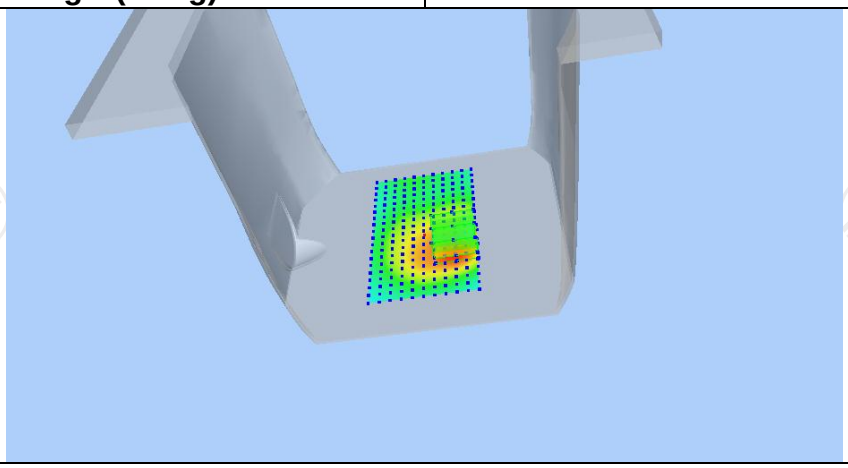	

Z (mm)	0.00	4.00	9.00	14.00	19.00
SAR (W/Kg)	0.8674	0.6112	0.3918	0.2546	0.1703

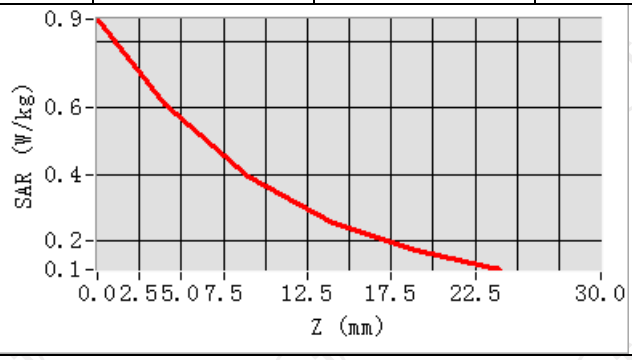

Hot spot position

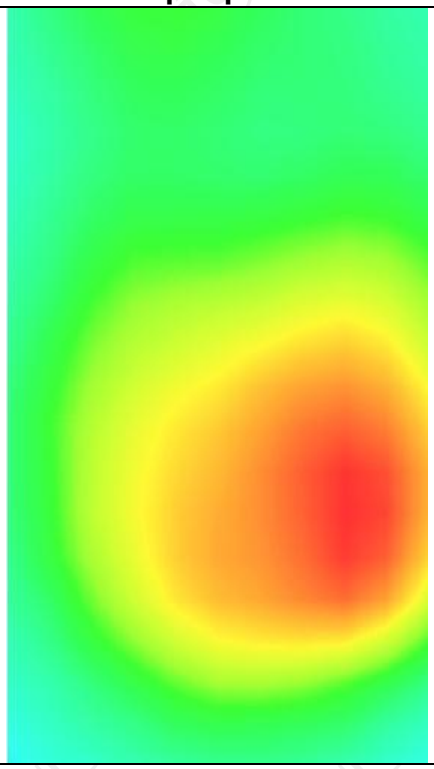

MEASUREMENT 3	
Middle Band SAR (Channel 20175):	Date: 08/19/2022
Frequency (MHz)	1732.500000
Relative permittivity (real part)	39.070000
Relative permittivity (imaginary part)	14.000000
Conductivity (S/m)	1.380000
Variation (%)	-0.150000
Crest Factor	1.0
Probe Conversion factor	2.08
E-Field Probe:	SSE2 (SN 36/20 EPGO346)
Area Scan	dx=8mm dy=8mm, h= 5.00 mm
ZoomScan	5x5x7,dx=8mm dy=8mm dz=5mm,Complete/ndx=8mm dy=8mm, h= 5.00 mm
Phantom	Validation plane
Device Position	Body back(hotspot 10mm)
Band	LTE band 4(1 RB#0)
SURFACE SAR	**VOLUME SAR**

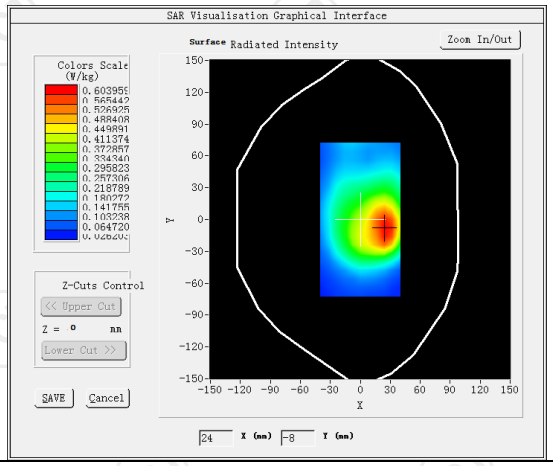

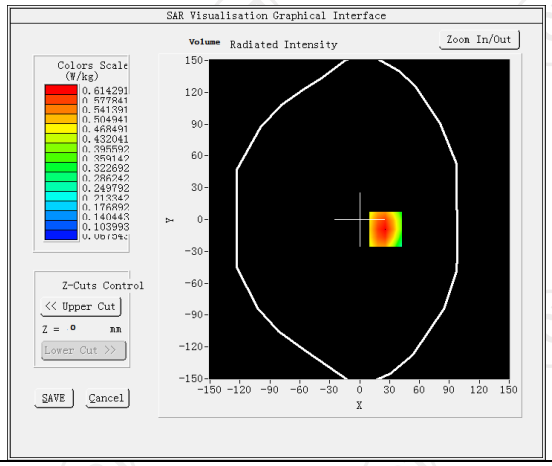

Maximum location: X=26.00, Y=-9.00 SAR Peak: 0.89 W/kg	
SAR 10g (W/Kg)	0.378710
SAR 1g (W/Kg)	0.529713

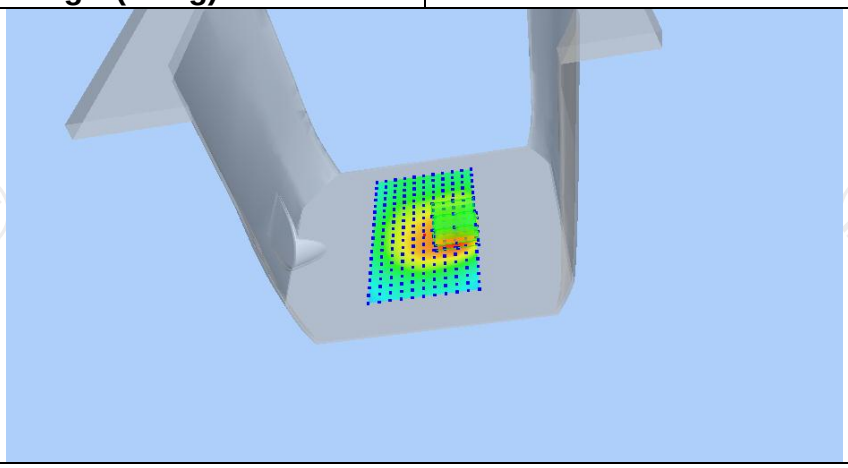

Z (mm)	0.00	4.00	9.00	14.00	19.00
SAR (W/Kg)	0.8796	0.6143	0.3898	0.2521	0.1693

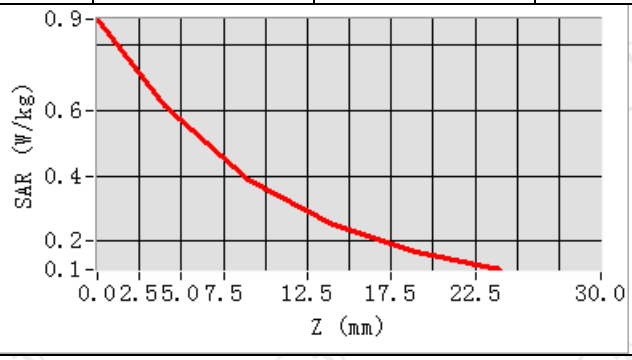

Hot spot position

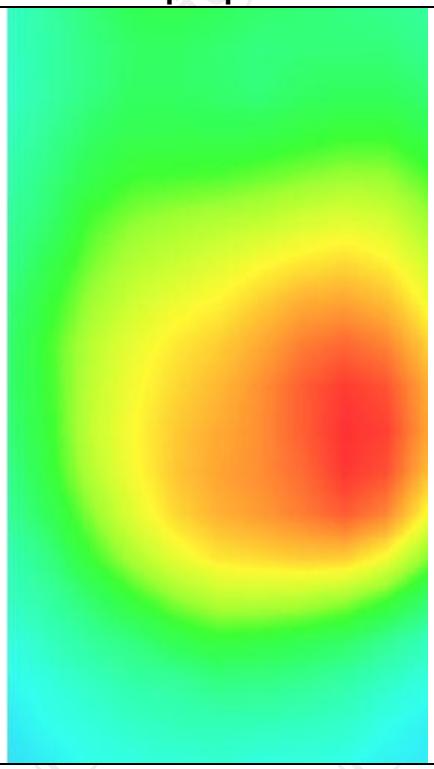

LTE Band 5-2

MEASUREMENT 1	
Lower Band SAR (Channel 20450):	Date: 08/17/2022
Frequency (MHz)	829.000000
Relative permittivity (real part)	41.417760
Relative permittivity (imaginary part)	18.129852
Conductivity (S/m)	0.874923
Variation (%)	-1.340000
Crest Factor	1.0
Probe Conversion factor	1.80
E-Field Probe:	SSE2 (SN 36/20 EPGO346)
Area Scan	dx=8mm dy=8mm, h= 5.00 mm
ZoomScan	5x5x7,dx=8mm dy=8mm dz=5mm,Complete/ndx=8mm dy=8mm, h= 5.00 mm
Phantom	Left head
Device Position	Cheek
Band	LTE band 5(1 RB#0)
SURFACE SAR	**VOLUME SAR**
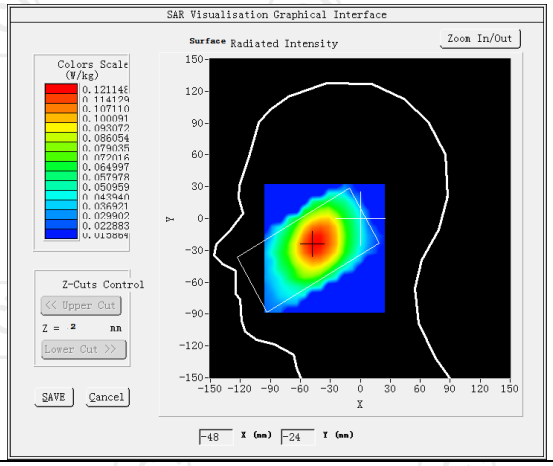	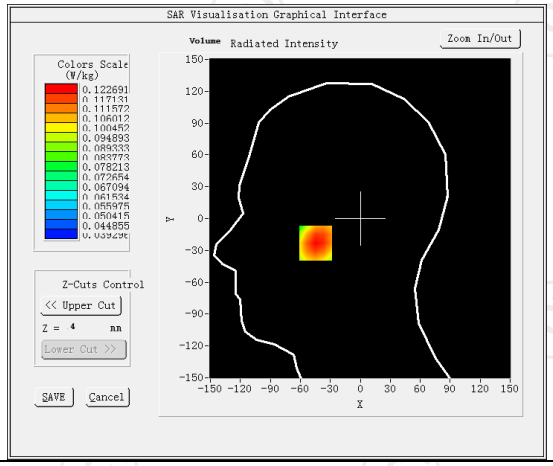
Maximum location: X=-45.00, Y=-23.00 SAR Peak: 0.15 W/kg	
SAR 10g (W/Kg)	0.092698
SAR 1g (W/Kg)	0.118945

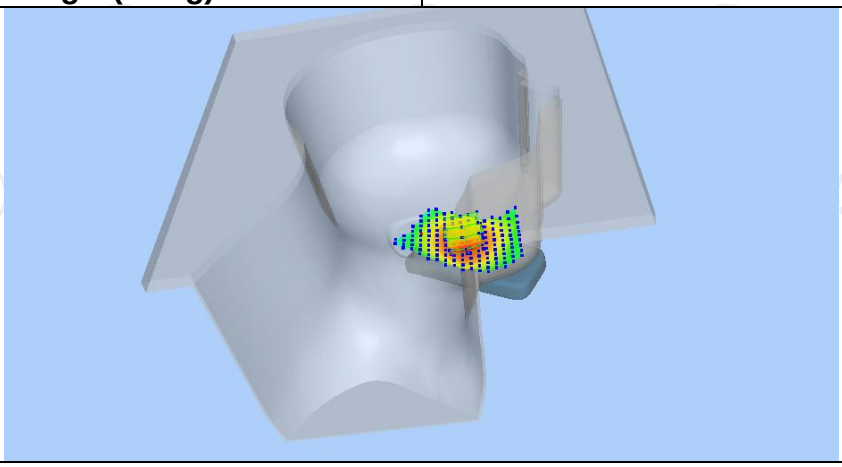

Z (mm)	0.00	4.00	9.00	14.00	19.00
SAR (W/Kg)	0.1454	0.1227	0.1000	0.0826	0.0693

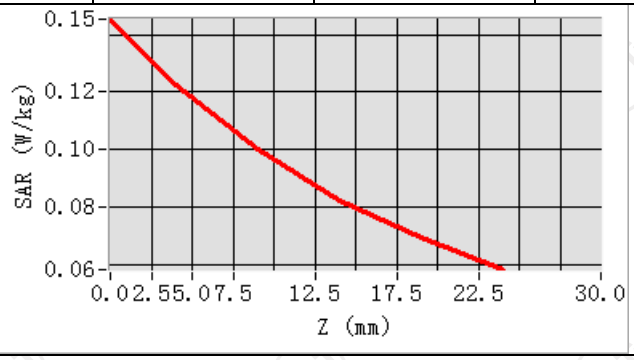

Hot spot position

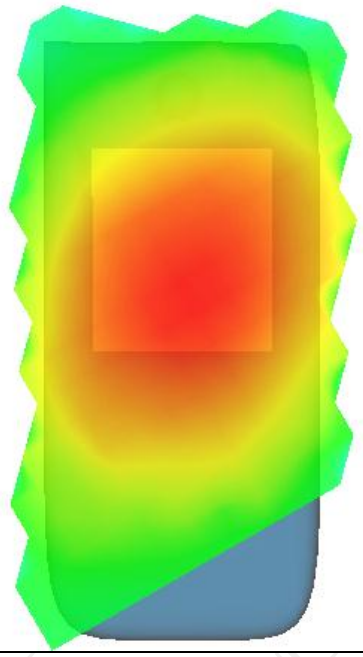

MEASUREMENT 2	
Lower Band SAR (Channel 20450):	Date: 08/17/2022
Frequency (MHz)	829.000000
Relative permittivity (real part)	41.417760
Relative permittivity (imaginary part)	18.129852
Conductivity (S/m)	0.874923
Variation (%)	-2.370000
Crest Factor	1.0
Probe Conversion factor	1.80
E-Field Probe:	SSE2 (SN 36/20 EPGO346)
Area Scan	dx=8mm dy=8mm, h= 5.00 mm
ZoomScan	5x5x7,dx=8mm dy=8mm dz=5mm,Complete/ndx=8mm dy=8mm, h= 5.00 mm
Phantom	Validation plane
Device Position	Body back(10mm)
Band	LTE band 5(1 RB#0)
SURFACE SAR	**VOLUME SAR**

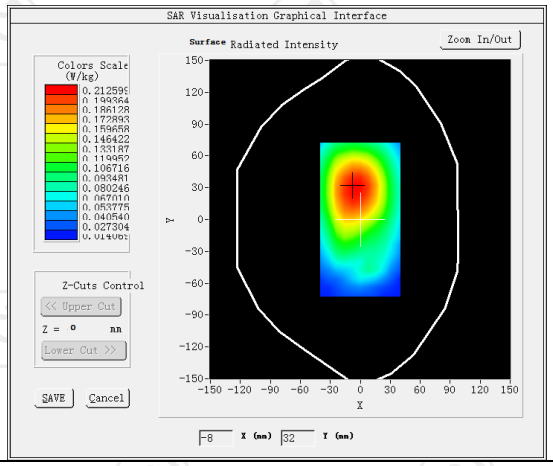

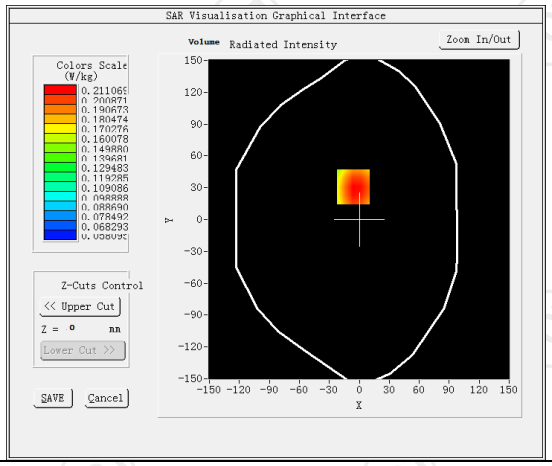

Maximum location: X=-6.00, Y=31.00 SAR Peak: 0.26 W/kg	
SAR 10g (W/Kg)	0.153219
SAR 1g (W/Kg)	0.185467

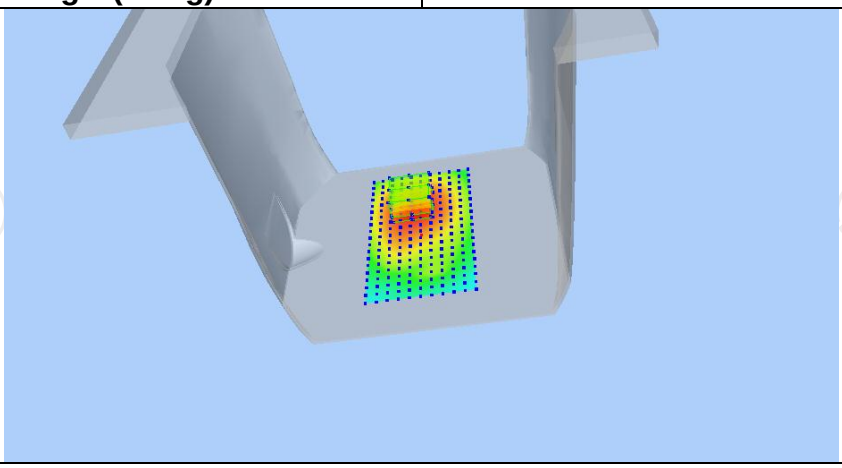

Z (mm)	0.00	4.00	9.00	14.00	19.00
SAR (W/Kg)	0.2608	0.2111	0.1626	0.1268	0.1003

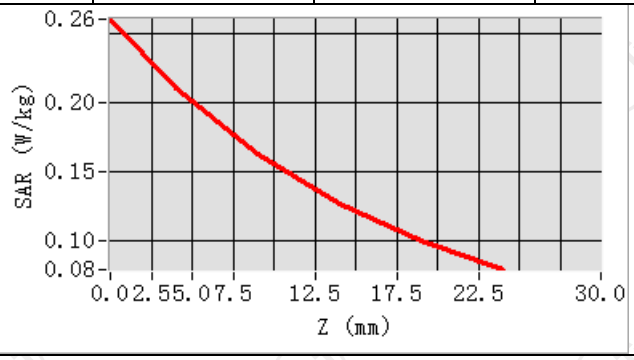

Hot spot position

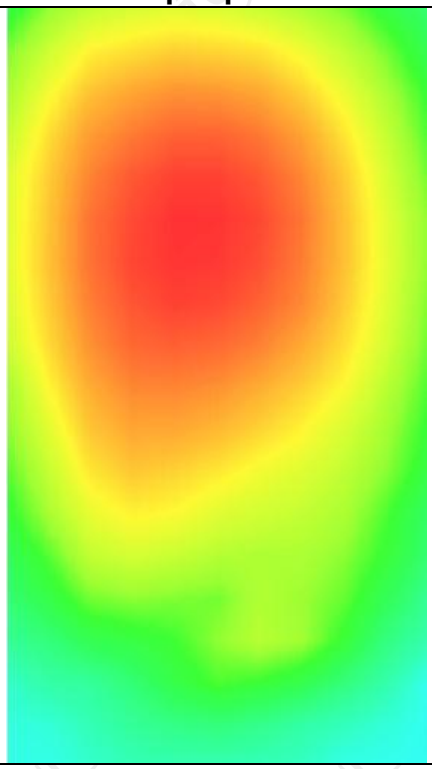

MEASUREMENT 3

Lower Band SAR (Channel 20450): Date: 08/17/2022

Frequency (MHz)	829.000000
Relative permittivity (real part)	41.417760
Relative permittivity (imaginary part)	18.129852
Conductivity (S/m)	0.874923
Variation (%)	-1.150000
Crest Factor	1.0
Probe Conversion factor	1.80
E-Field Probe:	SSE2 (SN 36/20 EPGO346)
Area Scan	dx=8mm dy=8mm, h= 5.00 mm
ZoomScan	5x5x7,dx=8mm dy=8mm dz=5mm,Complete/ndx=8mm dy=8mm, h= 5.00 mm
Phantom	Validation plane
Device Position	Body back((hotspot 10mm)
Band	LTE band 5(1 RB#0)

SURFACE SAR

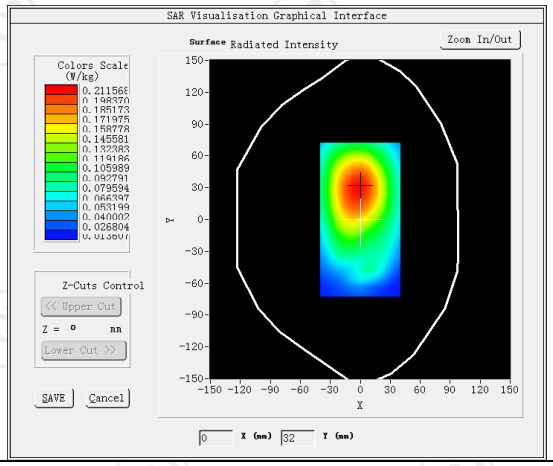

VOLUME SAR

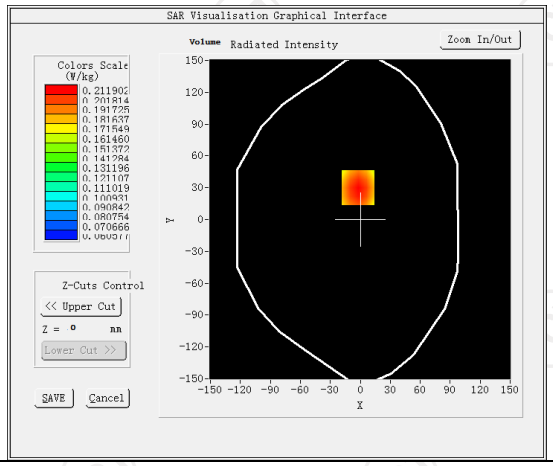

Maximum location: X=-2.00, Y=30.00 SAR Peak: 0.26 W/kg

SAR 10g (W/Kg)	0.154155
SAR 1g (W/Kg)	0.204851

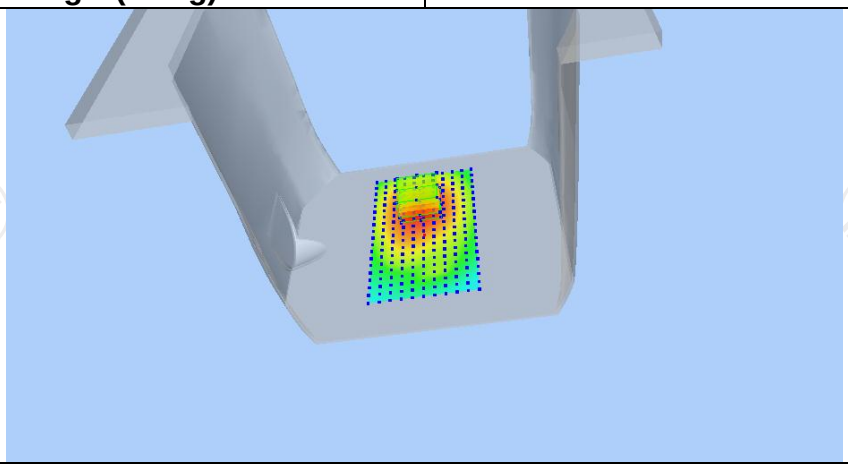

Z (mm)	0.00	4.00	9.00	14.00	19.00
SAR (W/Kg)	0.2552	0.2119	0.1674	0.1322	0.1041

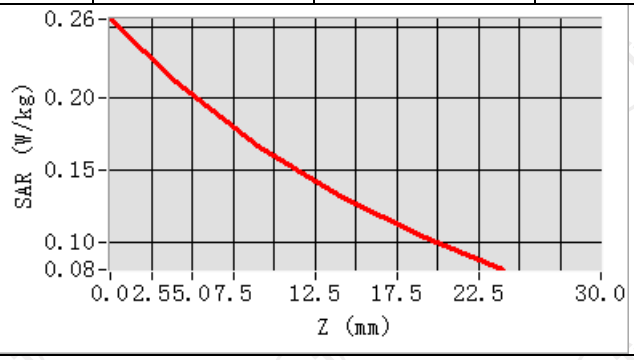

Hot spot position

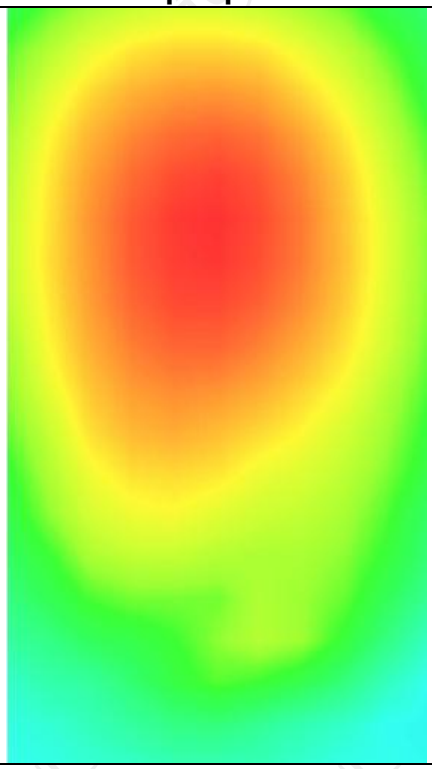

LTE Band 7-2

MEASUREMENT 1	
Middle Band SAR (Channel 21100):	Date: 08/26/2022
Frequency (MHz)	2535.000000
Relative permittivity (real part)	38.853477
Relative permittivity (imaginary part)	13.545489
Conductivity (S/m)	1.922567
Variation (%)	-0.390000
Crest Factor	1.0
Probe Conversion factor	4.36
E-Field Probe:	SSE2 (SN 36/20 EPGO346)
Area Scan	dx=8mm dy=8mm, h= 5.00 mm
ZoomScan	5x5x7,dx=8mm dy=8mm dz=5mm,Complete/ndx=8mm dy=8mm, h= 5.00 mm
Phantom	Left head
Device Position	Cheek
Band	LTE band 7(1 RB#0)
SURFACE SAR	**VOLUME SAR**
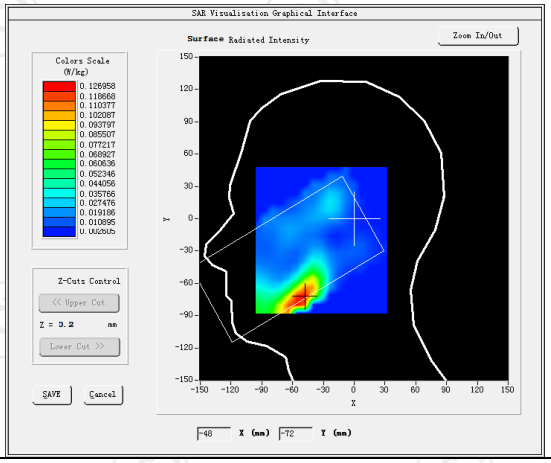	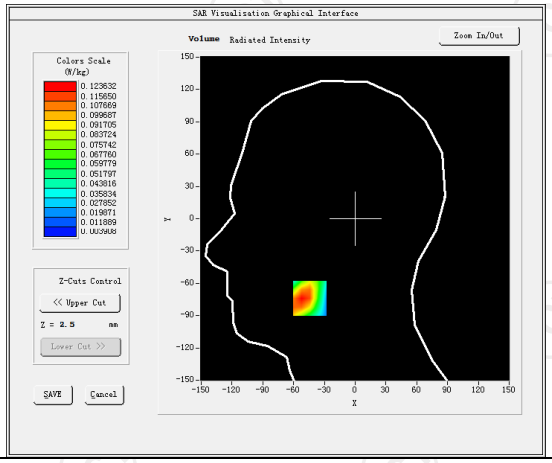
Maximum location: X=-44.00, Y=-74.00 SAR Peak: 0.20 W/kg	
SAR 10g (W/Kg)	0.063364
SAR 1g (W/Kg)	0.118417
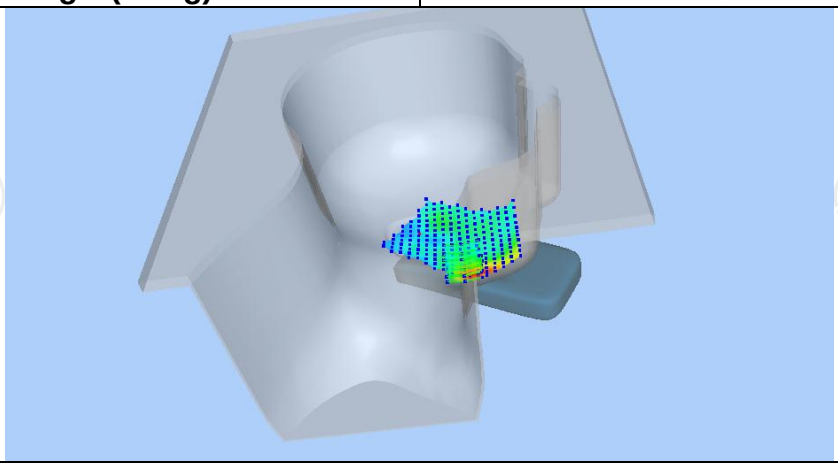	

Z (mm)	0.00	4.00	9.00	14.00	19.00
SAR (W/Kg)	0.1824	0.1140	0.0622	0.0353	0.0222

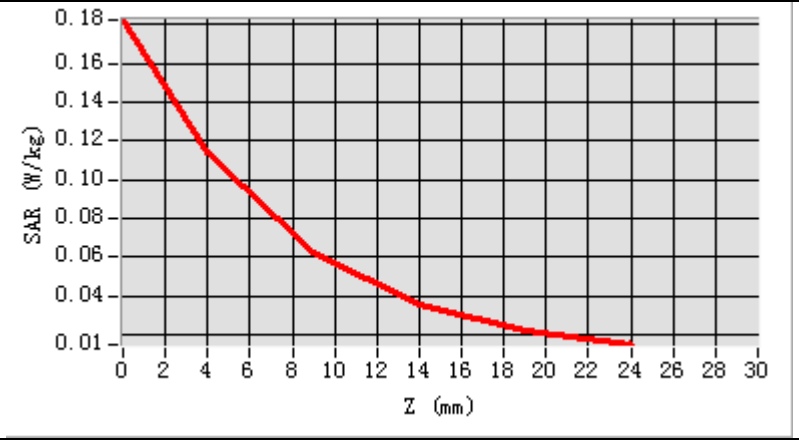

Hot spot position

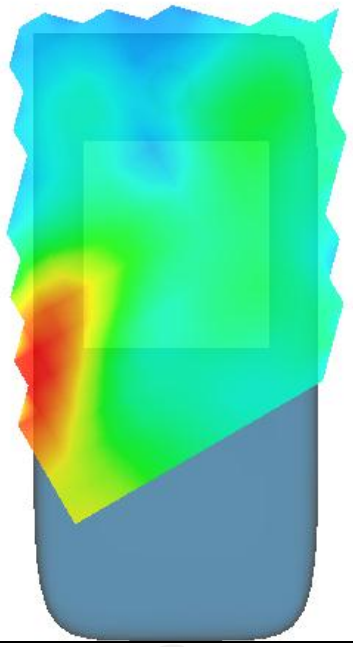

MEASUREMENT 2

Middle Band SAR (Channel 21100): Date: 08/26/2022

Frequency (MHz)	2535.000000
Relative permittivity (real part)	38.853477
Relative permittivity (imaginary part)	13.545489
Conductivity (S/m)	1.922567
Variation (%)	0.770000
Crest Factor	1.0
Probe Conversion factor	4.36
E-Field Probe:	SSE2 (SN 36/20 EPGO346)
Area Scan	dx=8mm dy=8mm, h= 5.00 mm
ZoomScan	5x5x7,dx=8mm dy=8mm dz=5mm,Complete/ndx=8mm dy=8mm, h= 5.00 mm
Phantom	Validation plane
Device Position	Body back(10mm)
Band	LTE band 7(1 RB#0)

SURFACE SAR	**VOLUME SAR**
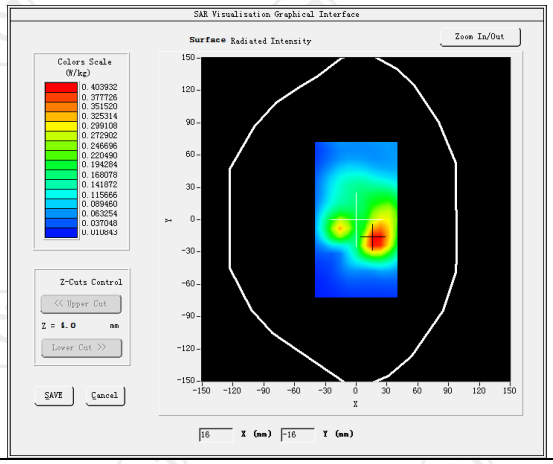	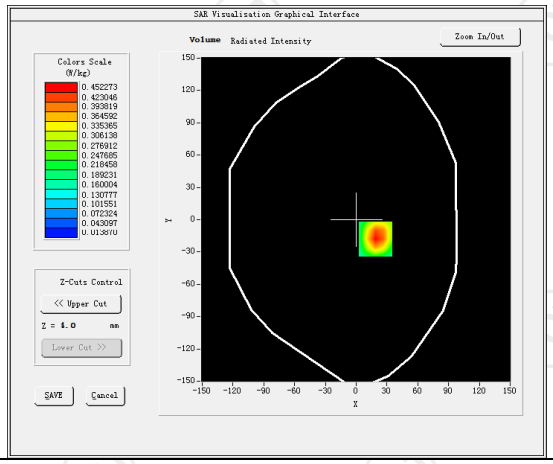

Maximum location: X=19.00, Y=-18.00 SAR Peak: 0.74 W/kg

SAR 10g (W/Kg)	0.221093
SAR 1g (W/Kg)	0.385483

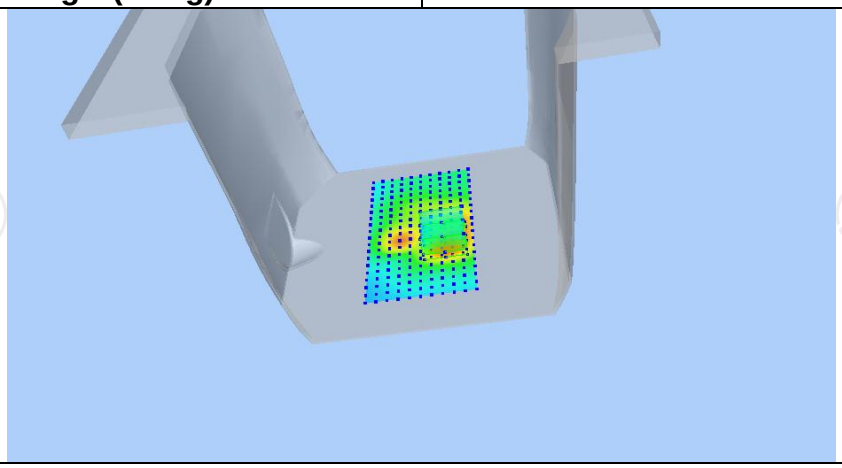

Z (mm)	0.00	4.00	9.00	14.00	19.00
SAR (W/Kg)	0.7333	0.4523	0.2372	0.1224	0.0647

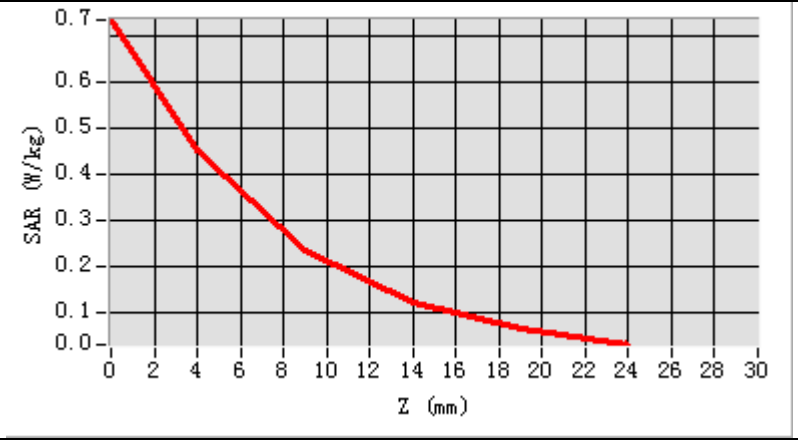

Hot spot position

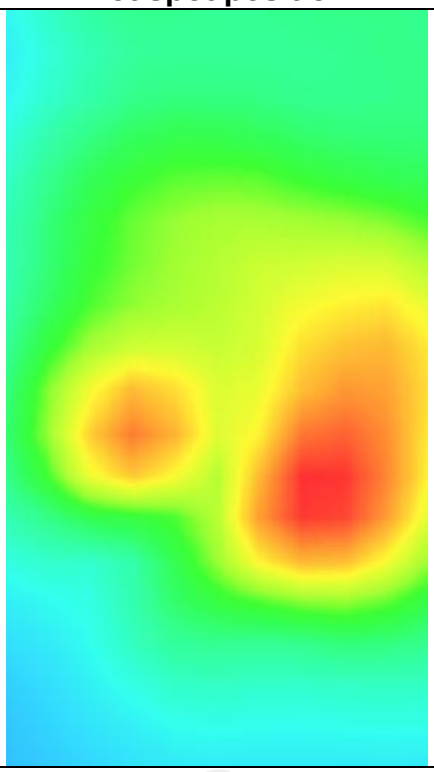

MEASUREMENT 3	
Middle Band SAR (Channel 21100):	Date: 08/26/2022
Frequency (MHz)	2535.000000
Relative permittivity (real part)	38.853477
Relative permittivity (imaginary part)	13.545489
Conductivity (S/m)	1.922567
Variation (%)	1.280000
Crest Factor	1.0
Probe Conversion factor	4.36
E-Field Probe:	SSE2 (SN 36/20 EPGO346)
Area Scan	dx=8mm dy=8mm, h= 5.00 mm
ZoomScan	5x5x7,dx=8mm dy=8mm dz=5mm,Complete/ndx=8mm dy=8mm, h= 5.00 mm
Phantom	Validation plane
Device Position	Body back(hotspot 10mm)
Band	LTE band 7(1 RB#0)
SURFACE SAR	**VOLUME SAR**

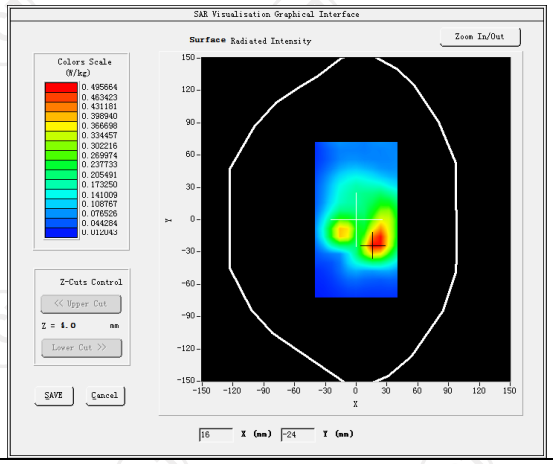

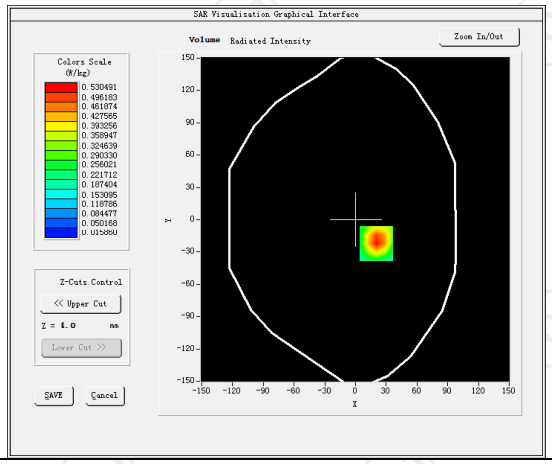

Maximum location: X=20.00, Y=-22.00 SAR Peak: 0.86 W/kg	
SAR 10g (W/Kg)	0.257940
SAR 1g (W/Kg)	0.408053

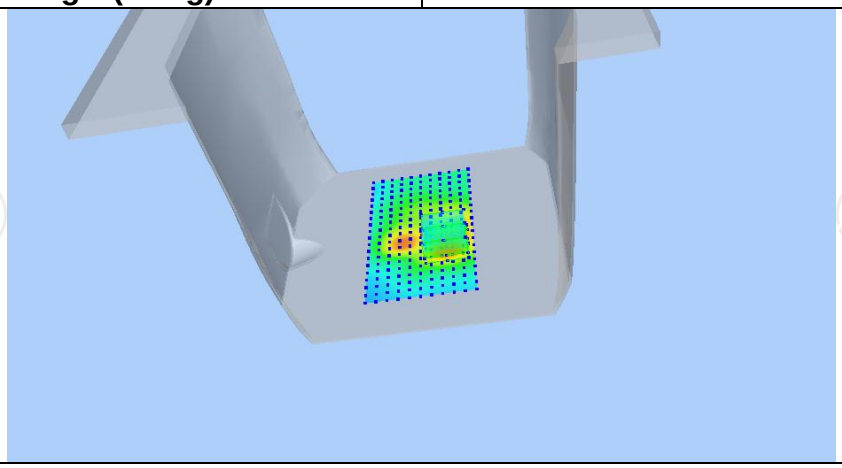

Z (mm)	0.00	4.00	9.00	14.00	19.00
SAR (W/Kg)	0.8523	0.5305	0.2818	0.1473	0.0784

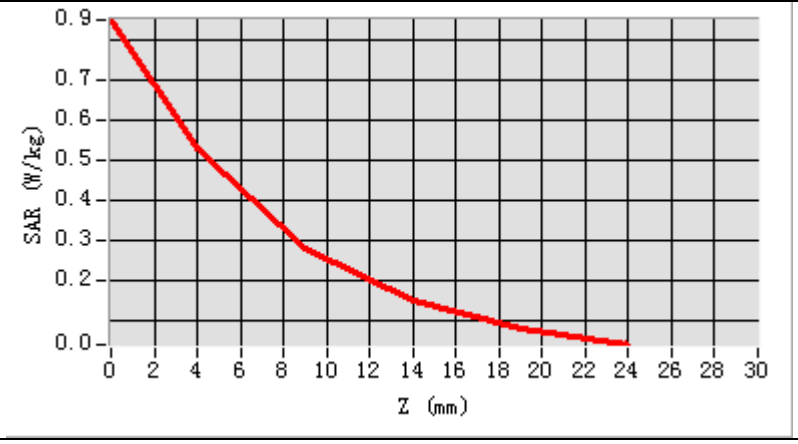

Hot spot position

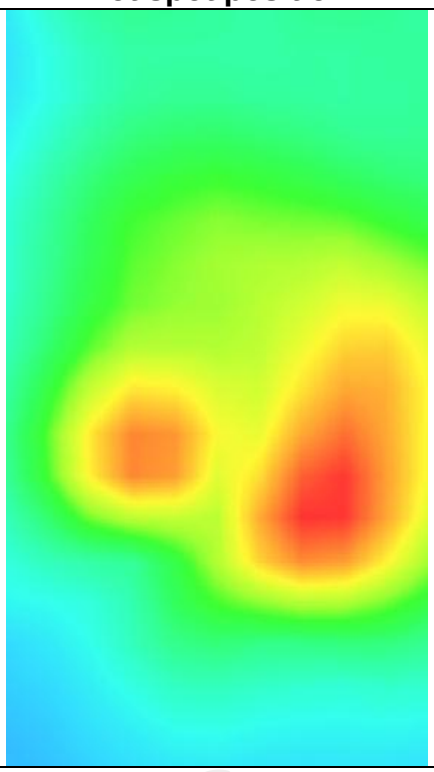

LTE Band 12-2

MEASUREMENT 1	
Middle Band SAR (Channel 23095):	Date: 08/15/2022
Frequency (MHz)	707.500000
Relative permittivity (real part)	40.761260
Relative permittivity (imaginary) part)	17.130904
Conductivity (S/m)	0.931220
Variation (%)	-0.410000
Crest Factor	1.0
Probe Conversion factor	1.71
E-Field Probe:	SSE2 (SN 36/20 EPGO346)
Area Scan	dx=8mm dy=8mm, h= 5.00 mm
ZoomScan	5x5x7,dx=8mm dy=8mm dz=5mm,Complete/ndx=8mm dy=8mm, h= 5.00 mm
Phantom	Left head
Device Position	Cheek
Band	LTE band 12(1 RB#0)
SURFACE SAR	**VOLUME SAR**
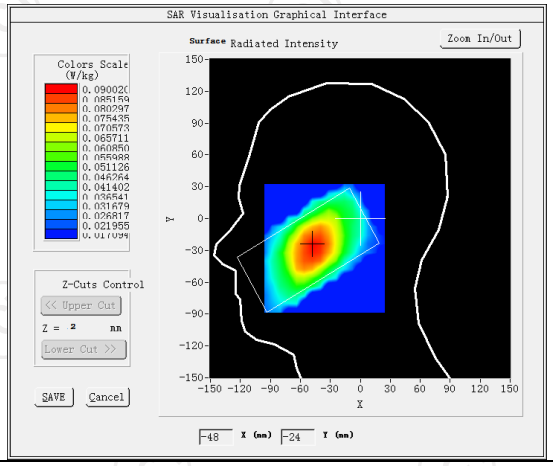	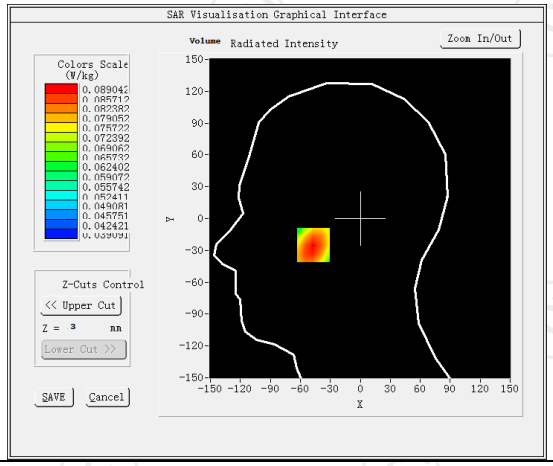
Maximum location: X=-47.00, Y=-25.00 SAR Peak: 0.11 W/kg	
SAR 10g (W/Kg)	0.072469
SAR 1g (W/Kg)	0.082712
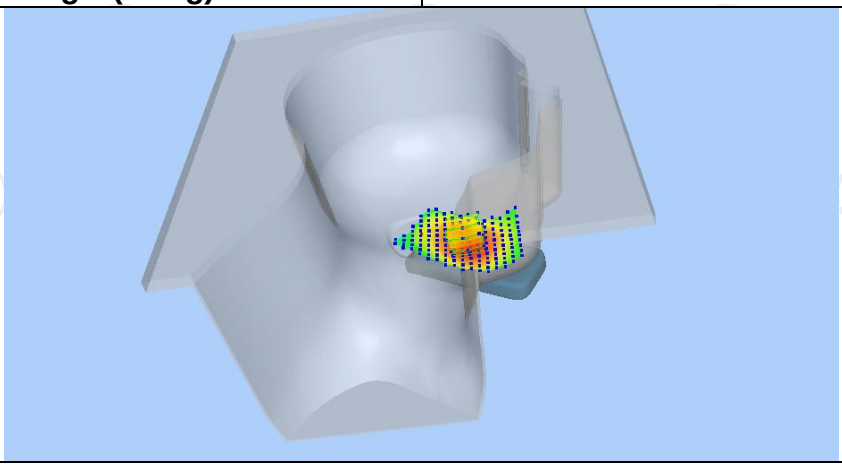	

Z (mm)	0.00	4.00	9.00	14.00	19.00
SAR (W/Kg)	0.1051	0.0890	0.0746	0.0656	0.0606

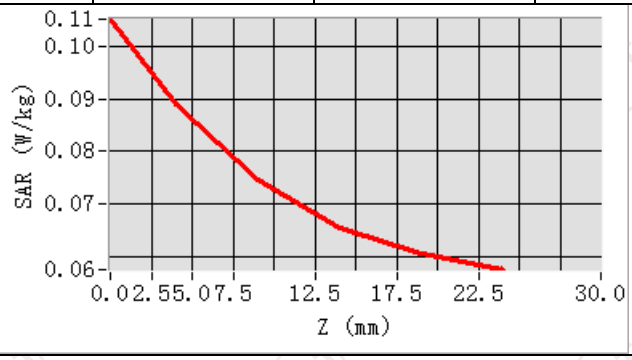

Hot spot position

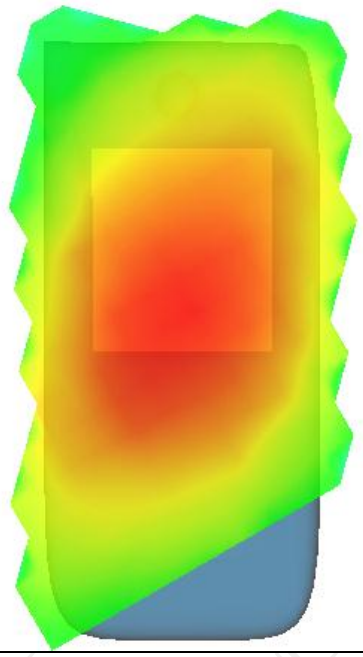

MEASUREMENT 2	
Middle Band SAR (Channel 23095):	Date: 08/15/2022
Frequency (MHz)	707.500000
Relative permittivity (real part)	40.761260
Relative permittivity (imaginary part)	17.130904
Conductivity (S/m)	0.931220
Variation (%)	-1.720000
Crest Factor	1.0
Probe Conversion factor	1.71
E-Field Probe:	SSE2 (SN 36/20 EPGO346)
Area Scan	dx=8mm dy=8mm, h= 5.00 mm
ZoomScan	5x5x7,dx=8mm dy=8mm dz=5mm,Complete/ndx=8mm dy=8mm, h= 5.00 mm
Phantom	Validation plane
Device Position	Body back(10mm)
Band	LTE band 12(1 RB#0)
SURFACE SAR	**VOLUME SAR**
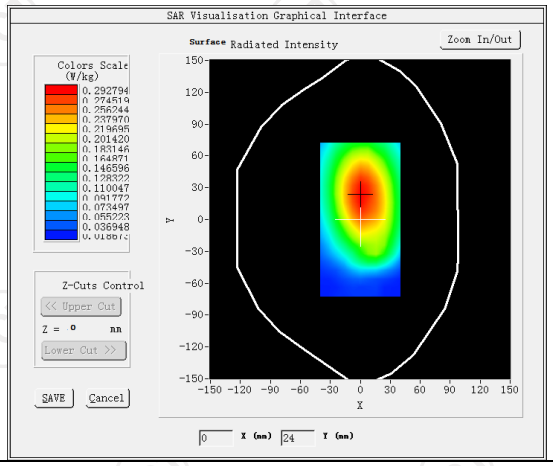	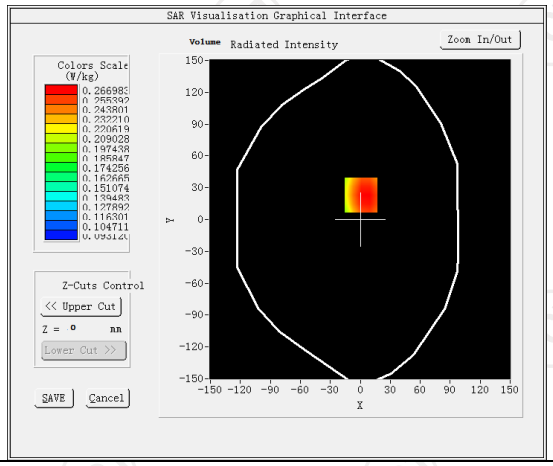
Maximum location: X=1.00, Y=23.00 SAR Peak: 0.32 W/kg	
SAR 10g (W/Kg)	0.215460
SAR 1g (W/Kg)	0.256451

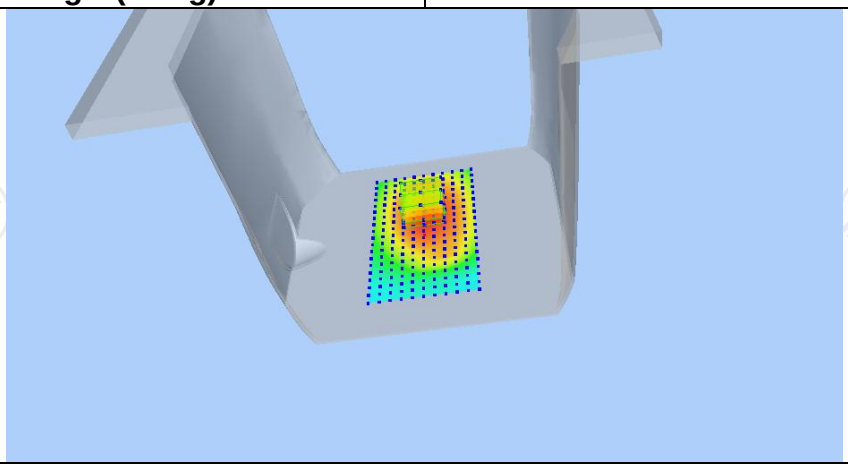

Z (mm)	0.00	4.00	9.00	14.00	19.00
SAR (W/Kg)	0.4666	0.2670	0.1980	0.1764	0.1380

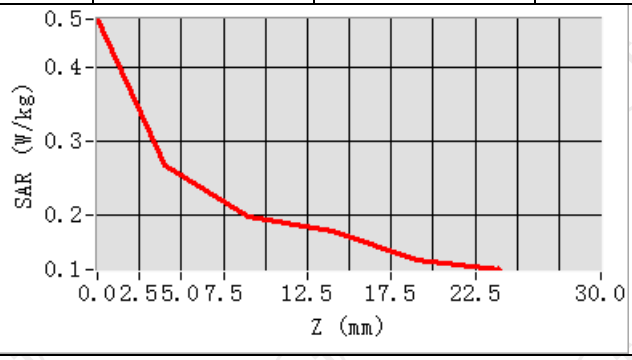

Hot spot position

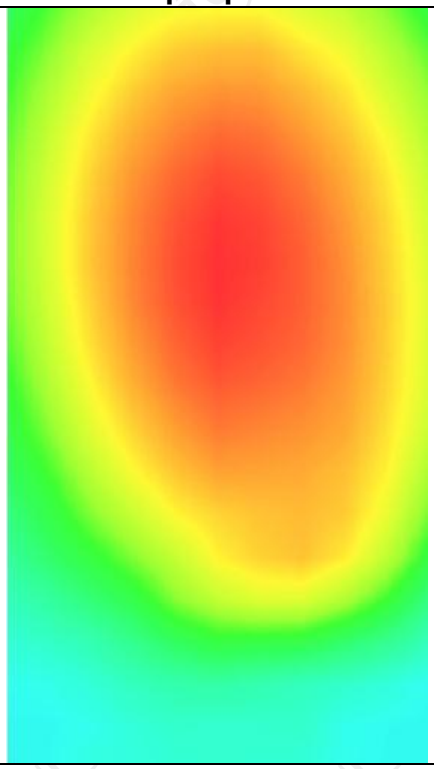

MEASUREMENT 3	
Middle Band SAR (Channel 23095):	Date: 08/15/2022
Frequency (MHz)	707.500000
Relative permittivity (real part)	40.761260
Relative permittivity (imaginary part)	17.130904
Conductivity (S/m)	0.931220
Variation (%)	-0.310000
Crest Factor	1.0
Probe Conversion factor	1.71
E-Field Probe:	SSE2 (SN 36/20 EPGO346)
Area Scan	dx=8mm dy=8mm, h= 5.00 mm
ZoomScan	5x5x7,dx=8mm dy=8mm dz=5mm,Complete/ndx=8mm dy=8mm, h= 5.00 mm
Phantom	Validation plane
Device Position	Body back(hotspot 10mm)
Band	LTE band 12(1 RB#0)
SURFACE SAR	**VOLUME SAR**

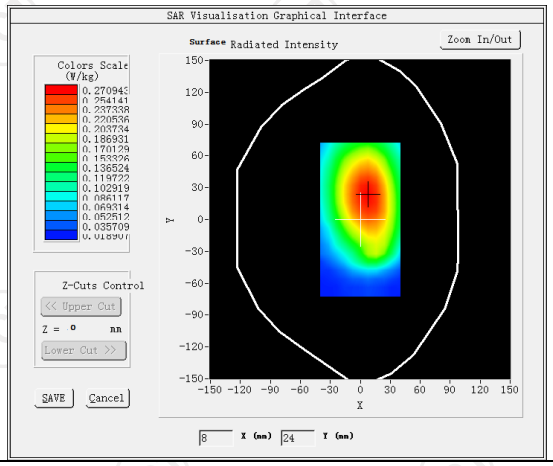

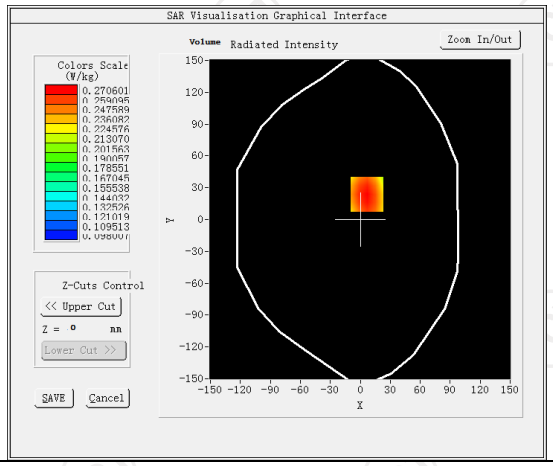

Maximum location: X=7.00, Y=24.00 SAR Peak: 0.32 W/kg	
SAR 10g (W/Kg)	0.216791
SAR 1g (W/Kg)	0.288388

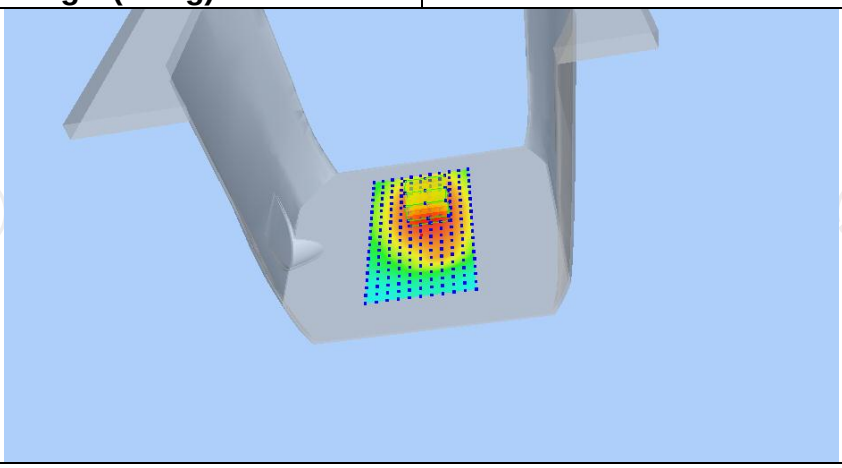

Z (mm)	0.00	4.00	9.00	14.00	19.00
SAR (W/Kg)	0.3210	0.2706	0.2200	0.1813	0.1515

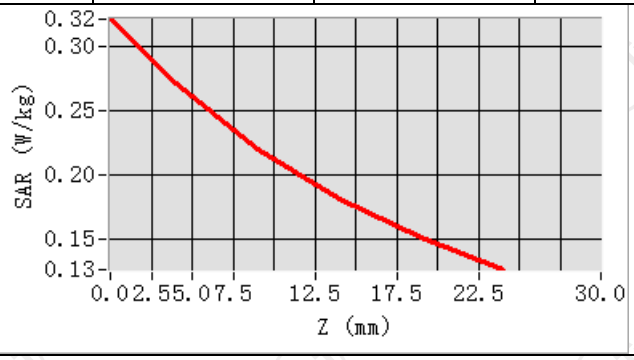

Hot spot position

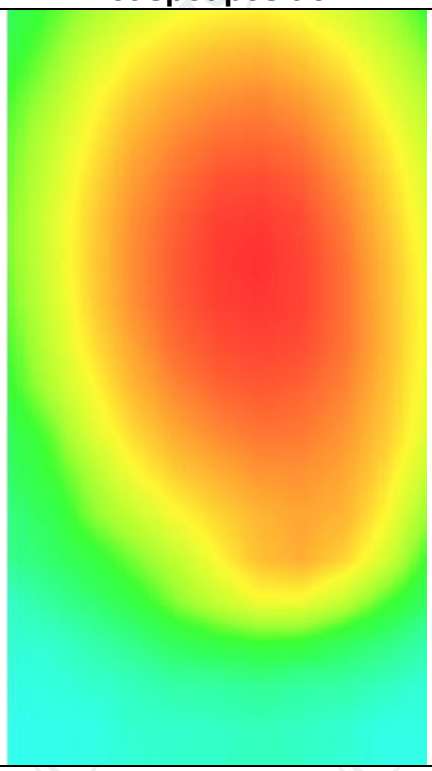

LTE Band 17-2

MEASUREMENT 1	
Hight Band SAR (Channel 23800):	Date: 09/18/2022
Frequency (MHz)	711.000000
Relative permittivity (real part)	40.761260
Relative permittivity (imaginary part)	17.130904
Conductivity (S/m)	0.931220
Variation (%)	-0.050000
Crest Factor	1.0
Probe Conversion factor	1.71
E-Field Probe:	SSE2 (SN 36/20 EPGO346)
Area Scan	dx=8mm dy=8mm, h= 5.00 mm
ZoomScan	5x5x7,dx=8mm dy=8mm dz=5mm,Complete/ndx=8mm dy=8mm, h= 5.00 mm
Phantom	Left head
Device Position	Cheek
Band	LTE band 17(1 RB#0)
SURFACE SAR	**VOLUME SAR**
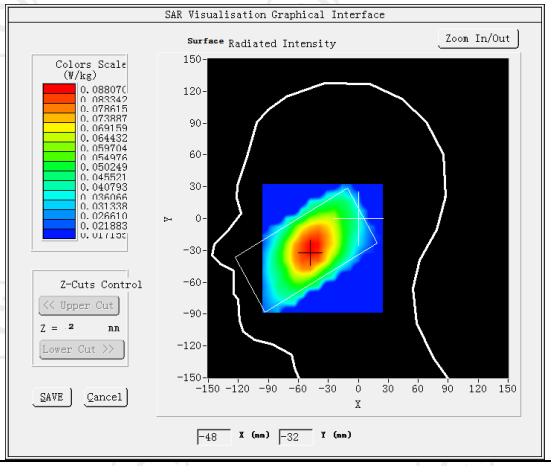	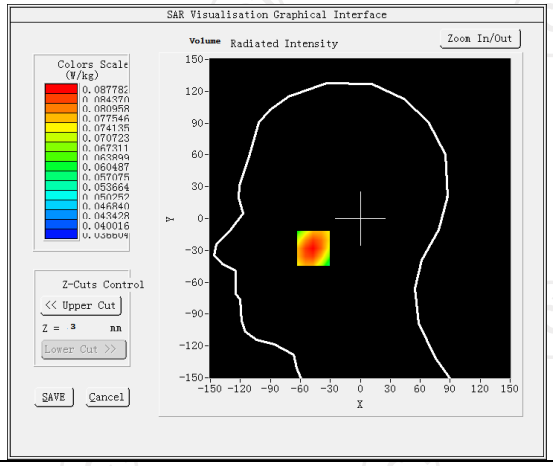
Maximum location: X=-47.00, Y=-28.00 SAR Peak: 0.10 W/kg	
SAR 10g (W/Kg)	0.071028
SAR 1g (W/Kg)	0.087342
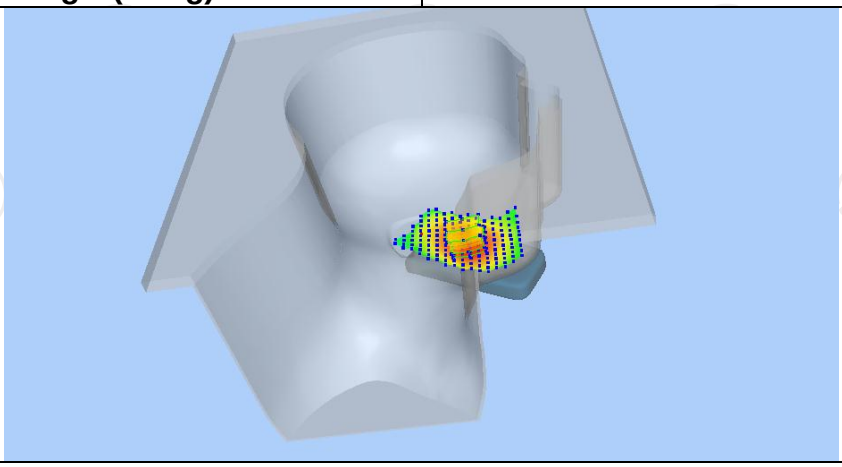	

Z (mm)	0.00	4.00	9.00	14.00	19.00
SAR (W/Kg)	0.1026	0.0878	0.0739	0.0648	0.0590

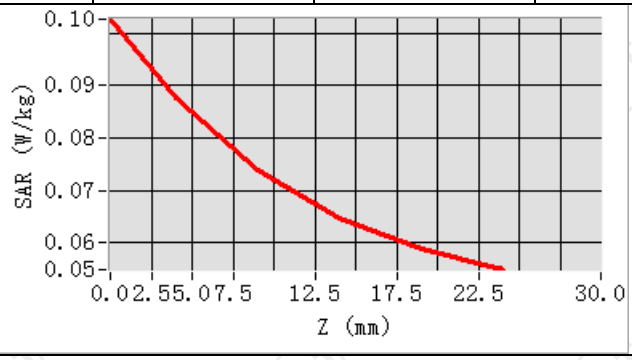

Hot spot position

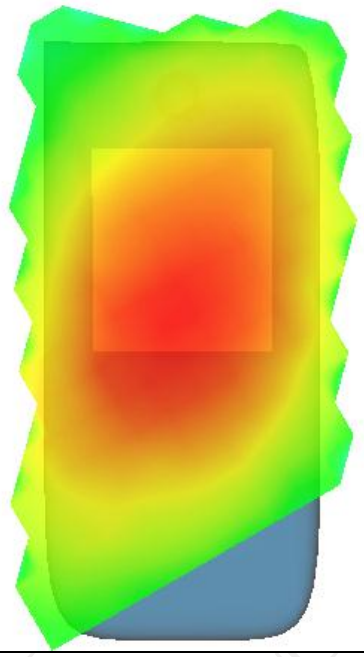

MEASUREMENT 2	
Hight Band SAR (Channel 23800):	Date: 09/18/2022
Frequency (MHz)	711.000000
Relative permittivity (real part)	40.761260
Relative permittivity (imaginary part)	17.130904
Conductivity (S/m)	0.931220
Variation (%)	-0.740000
Crest Factor	1.0
Probe Conversion factor	1.71
E-Field Probe:	SSE2 (SN 36/20 EPGO346)
Area Scan	dx=8mm dy=8mm, h= 5.00 mm
ZoomScan	5x5x7,dx=8mm dy=8mm dz=5mm,Complete/ndx=8mm dy=8mm, h= 5.00 mm
Phantom	Validation plane
Device Position	Body back(10mm)
Band	LTE band 17(1 RB#0)
SURFACE SAR	**VOLUME SAR**
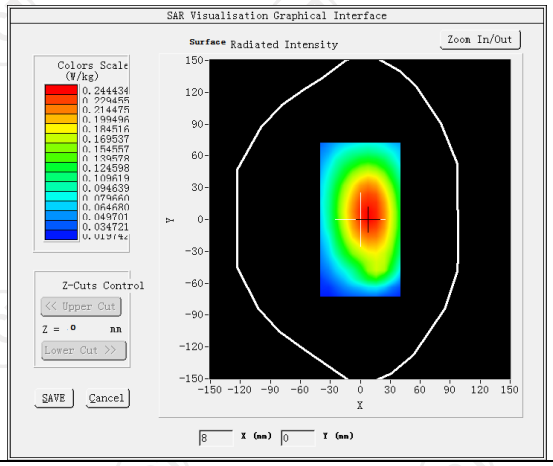	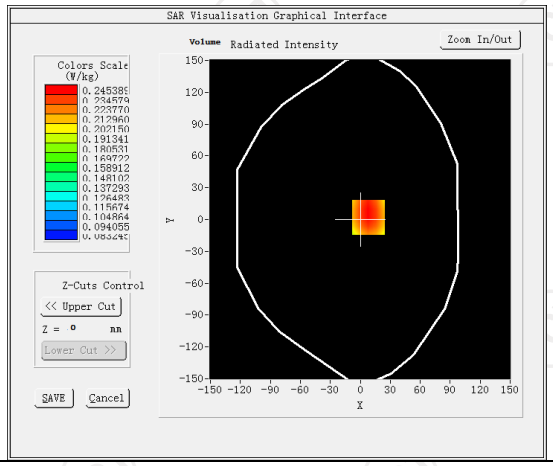
Maximum location: X=8.00, Y=2.00 SAR Peak: 0.30 W/kg	
SAR 10g (W/Kg)	0.195254
SAR 1g (W/Kg)	0.152625

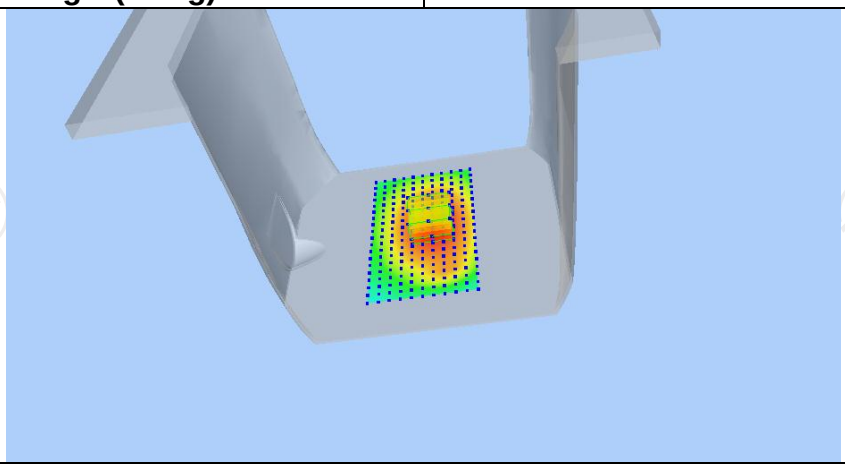

Z (mm)	0.00	4.00	9.00	14.00	19.00
SAR (W/Kg)	0.3579	0.2454	0.1887	0.1599	0.1304

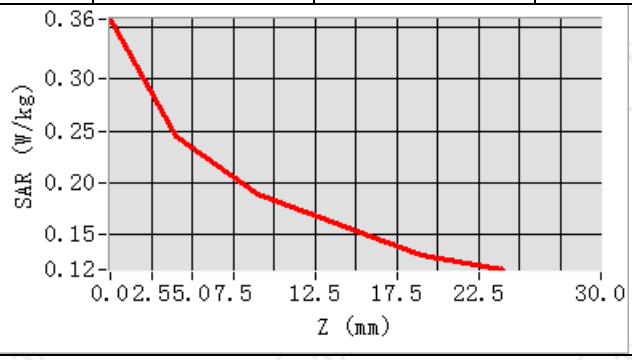

Hot spot position

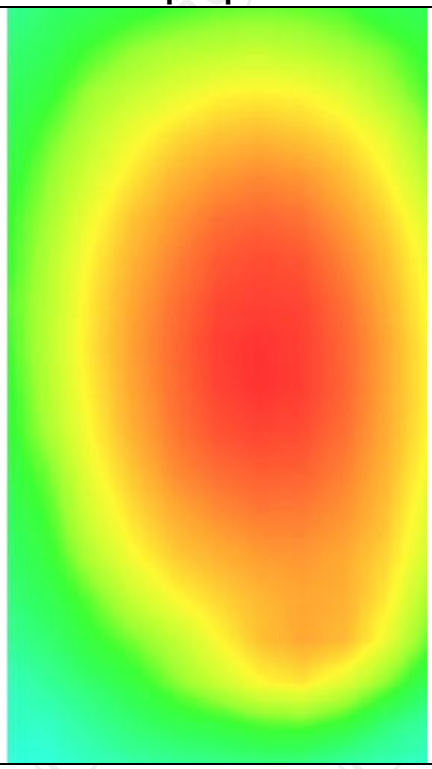

MEASUREMENT 3	
Hight Band SAR (Channel 23800):	Date: 09/18/2022
Frequency (MHz)	711.000000
Relative permittivity (real part)	40.761260
Relative permittivity (imaginary part)	17.130904
Conductivity (S/m)	0.931220
Variation (%)	-1.100000
Crest Factor	1.0
Probe Conversion factor	1.71
E-Field Probe:	SSE2 (SN 36/20 EPGO346)
Area Scan	dx=8mm dy=8mm, h= 5.00 mm
ZoomScan	5x5x7,dx=8mm dy=8mm dz=5mm,Complete/ndx=8mm dy=8mm, h= 5.00 mm
Phantom	Validation plane
Device Position	Body back(hotspot 10mm)
Band	LTE band 17(1 RB#0)
SURFACE SAR	**VOLUME SAR**

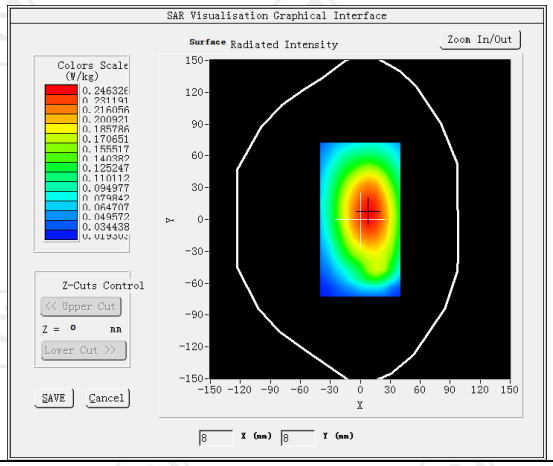

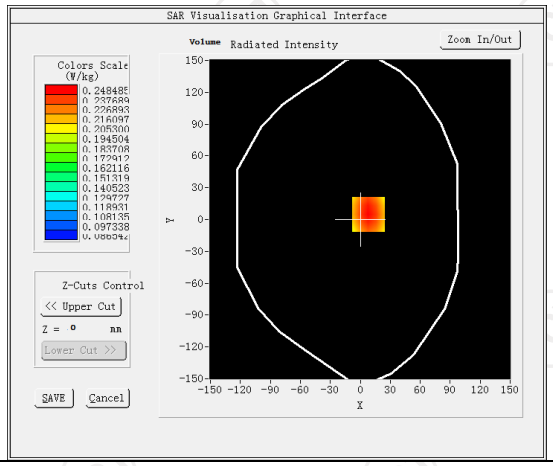

Maximum location: X=8.00, Y=5.00 SAR Peak: 0.30 W/kg	
SAR 10g (W/Kg)	0.198099
SAR 1g (W/Kg)	0.175068

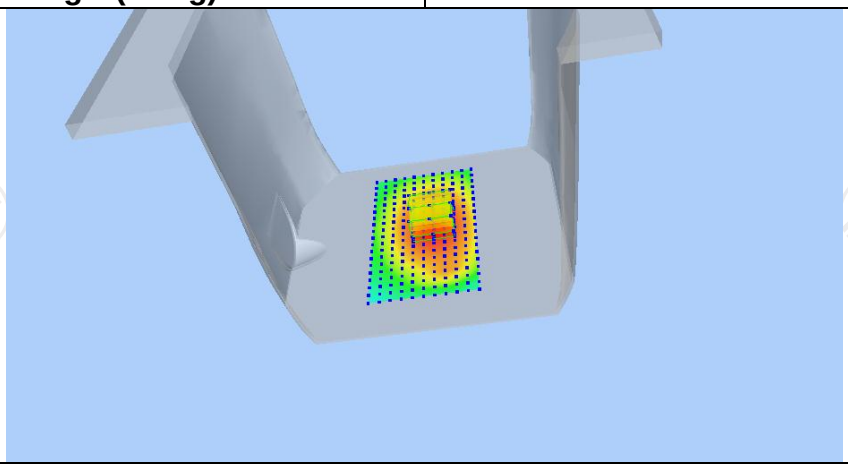

Z (mm)	0.00	4.00	9.00	14.00	19.00
SAR (W/Kg)	0.2976	0.2485	0.2004	0.1649	0.1388

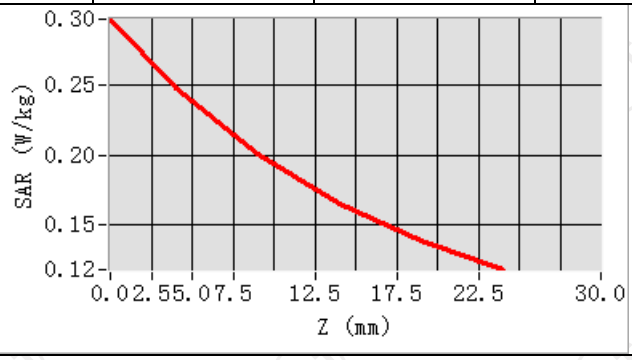

Hot spot position

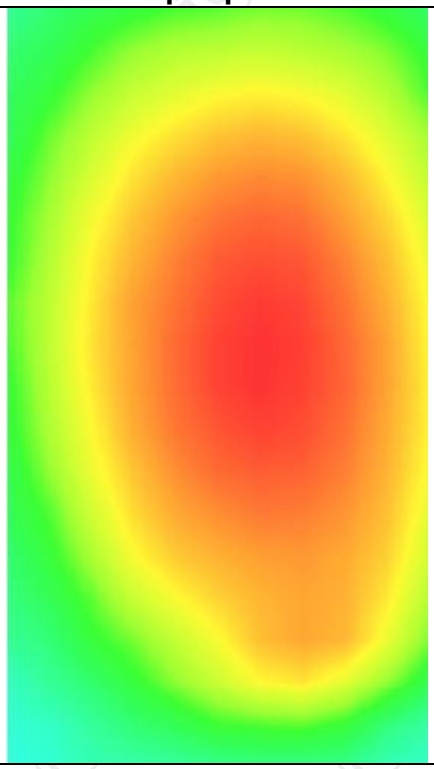

LTE Band 26-2

MEASUREMENT 1	
Lower Band SAR (Channel 26740):	Date: 08/17/2022
Frequency (MHz)	819.000000
Relative permittivity (real part)	41.417760
Relative permittivity (imaginary part)	18.129852
Conductivity (S/m)	0.874923
Variation (%)	0.080000
Crest Factor	1.0
Probe Conversion factor	1.80
E-Field Probe:	SSE2 (SN 36/20 EPGO346)
Area Scan	dx=8mm dy=8mm, h= 5.00 mm
ZoomScan	5x5x7,dx=8mm dy=8mm dz=5mm,Complete/ndx=8mm dy=8mm, h= 5.00 mm
Phantom	Left head
Device Position	Cheek
Band	LTE band 26(1 RB#0)
SURFACE SAR	**VOLUME SAR**
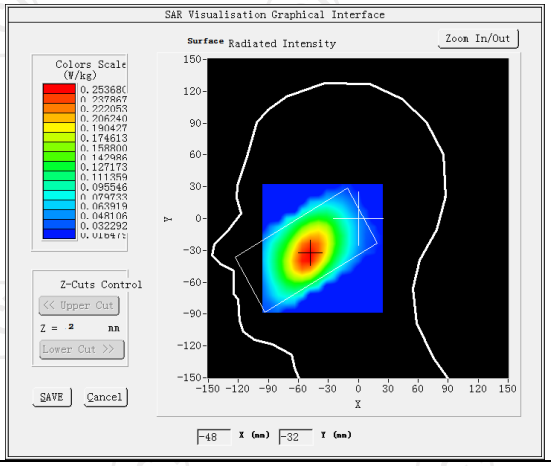	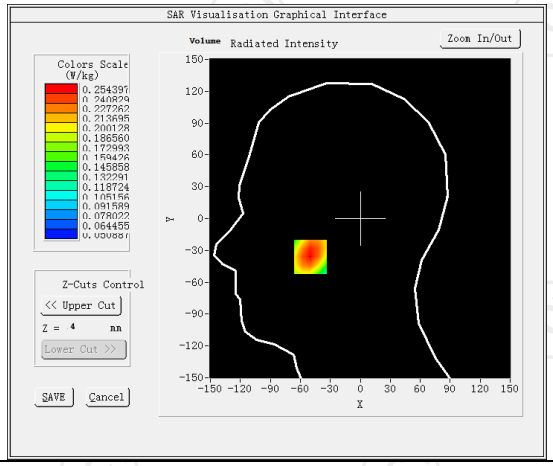
Maximum location: X=-50.00, Y=-36.00 SAR Peak: 0.31 W/kg	
SAR 10g (W/Kg)	0.186677
SAR 1g (W/Kg)	0.125741
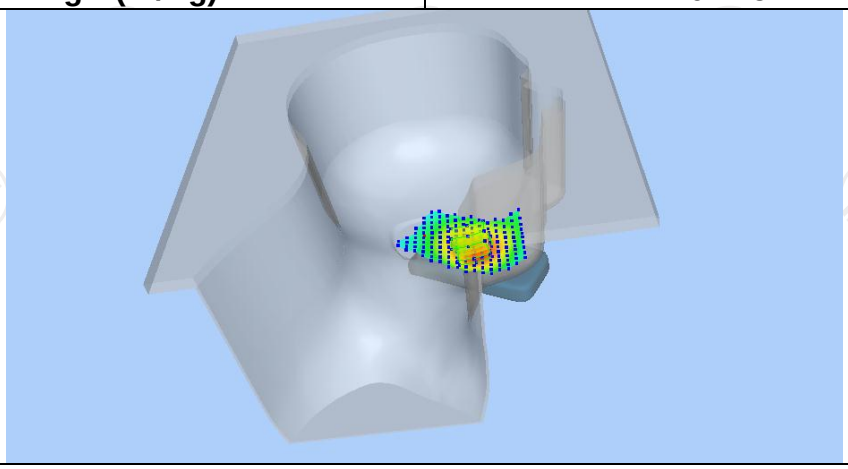	

Z (mm)	0.00	4.00	9.00	14.00	19.00
SAR (W/Kg)	0.3047	0.2544	0.2046	0.1672	0.1390

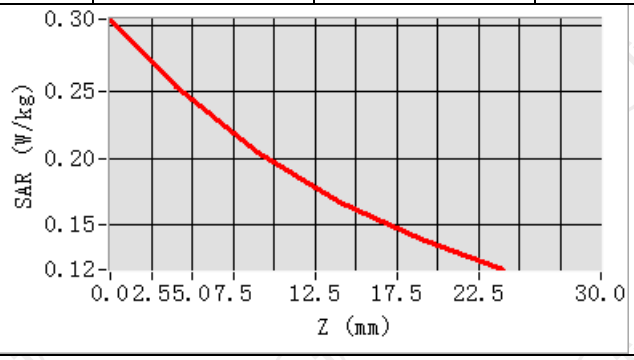

Hot spot position

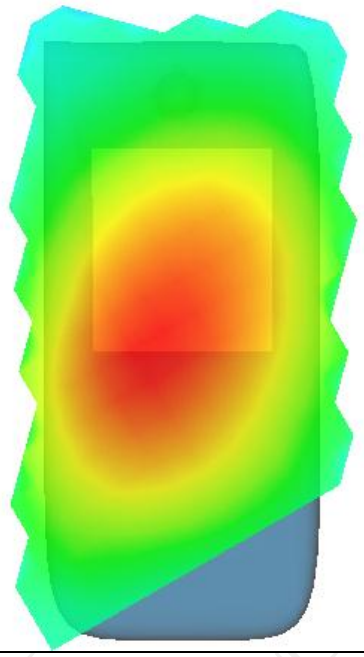

MEASUREMENT 2	
Lower Band SAR (Channel 26740):	Date: 08/17/2022
Frequency (MHz)	819.000000
Relative permittivity (real part)	41.417760
Relative permittivity (imaginary part)	18.129852
Conductivity (S/m)	0.874923
Variation (%)	-1.670000
Crest Factor	1.0
Probe Conversion factor	1.80
E-Field Probe:	SSE2 (SN 36/20 EPGO346)
Area Scan	dx=8mm dy=8mm, h= 5.00 mm
ZoomScan	5x5x7,dx=8mm dy=8mm dz=5mm,Complete/ndx=8mm dy=8mm, h= 5.00 mm
Phantom	Validation plane
Device Position	Body back(10mm)
Band	LTE band 26(1 RB#0)
SURFACE SAR	**VOLUME SAR**
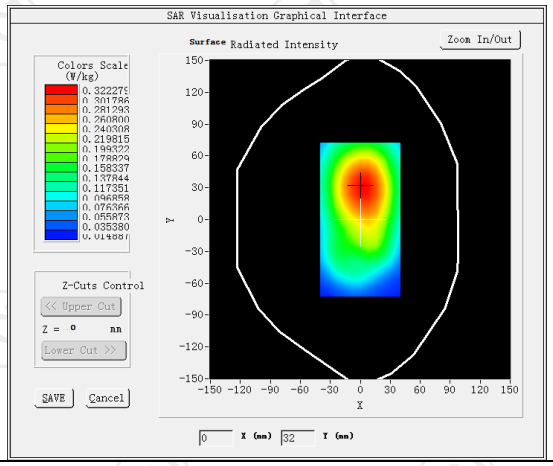	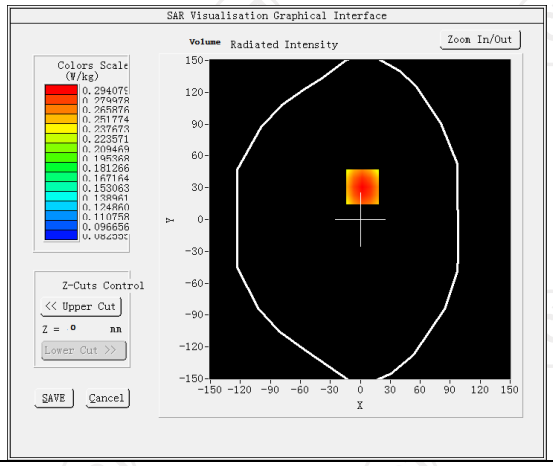
Maximum location: X=2.00, Y=31.00 SAR Peak: 0.36 W/kg	
SAR 10g (W/Kg)	0.212754
SAR 1g (W/Kg)	0.284229
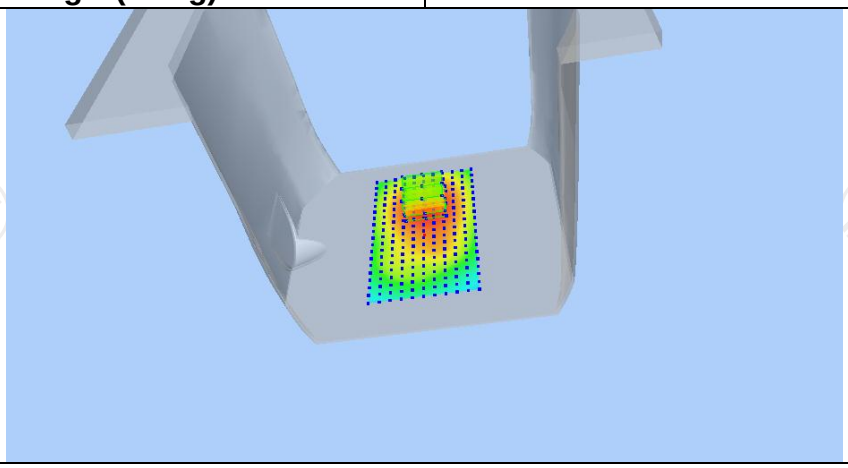	

Z (mm)	0.00	4.00	9.00	14.00	19.00
SAR (W/Kg)	0.3573	0.2941	0.2300	0.1801	0.1411

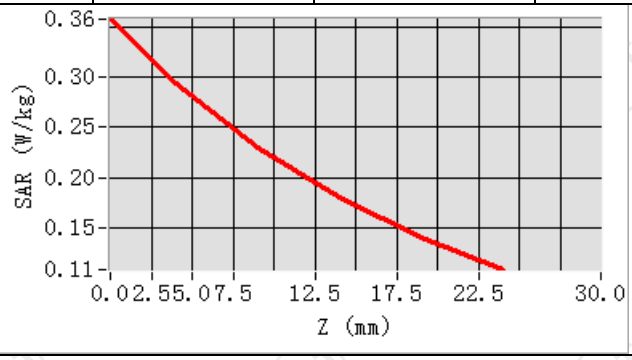

Hot spot position

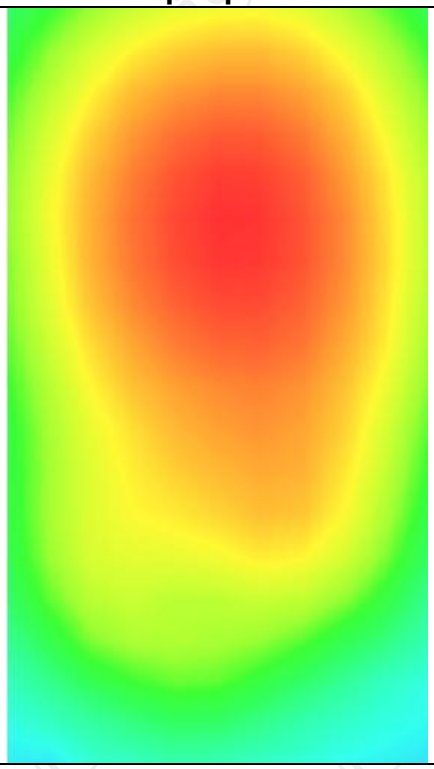

MEASUREMENT 3	
Lower Band SAR (Channel 26740):	Date: 08/17/2022
Frequency (MHz)	819.000000
Relative permittivity (real part)	41.417760
Relative permittivity (imaginary part)	18.129852
Conductivity (S/m)	0.874923
Variation (%)	0.110000
Crest Factor	1.0
Probe Conversion factor	1.80
E-Field Probe:	SSE2 (SN 36/20 EPGO346)
Area Scan	dx=8mm dy=8mm, h= 5.00 mm
ZoomScan	5x5x7,dx=8mm dy=8mm dz=5mm,Complete/ndx=8mm dy=8mm, h= 5.00 mm
Phantom	Validation plane
Device Position	Body back(hotspot 10mm)
Band	LTE band 26(1 RB#0)
SURFACE SAR	**VOLUME SAR**
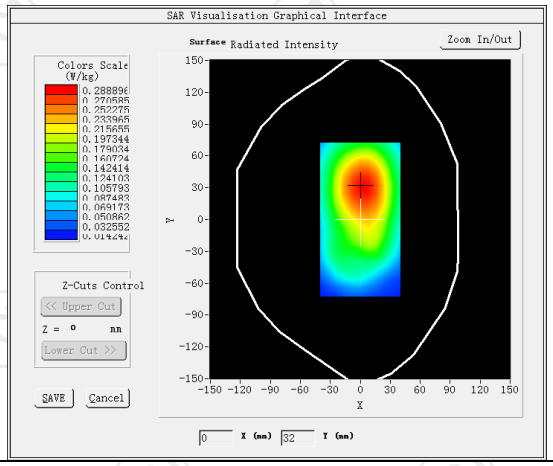	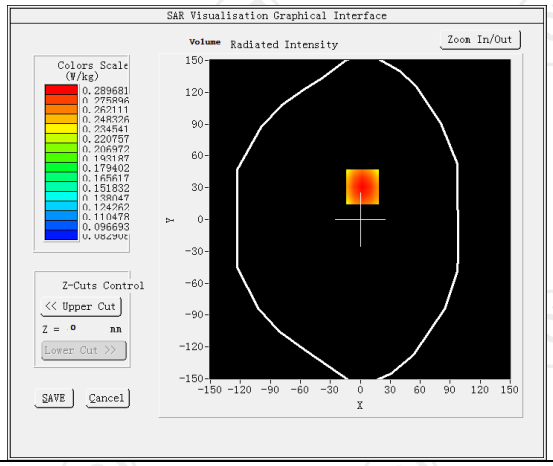
Maximum location: X=2.00, Y=31.00 SAR Peak: 0.35 W/kg	
SAR 10g (W/Kg)	0.211056
SAR 1g (W/Kg)	0.319881
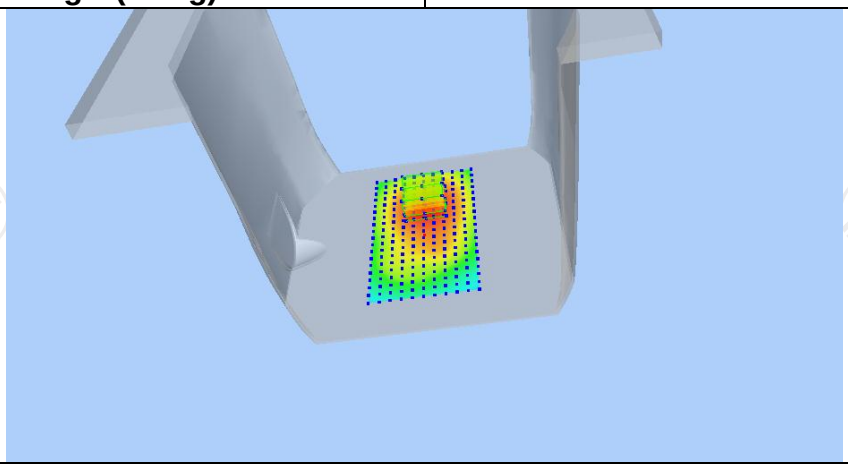	

Z (mm)	0.00	4.00	9.00	14.00	19.00
SAR (W/Kg)	0.3480	0.2897	0.2292	0.1806	0.1415

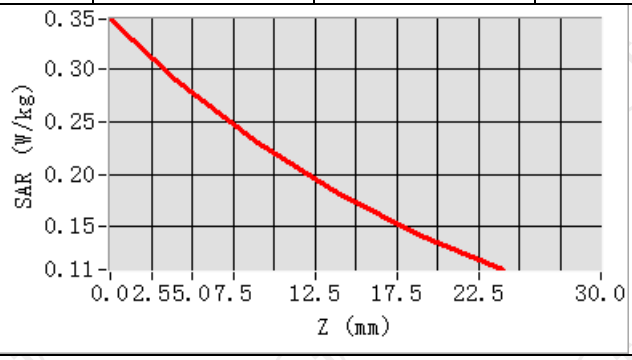

Hot spot position

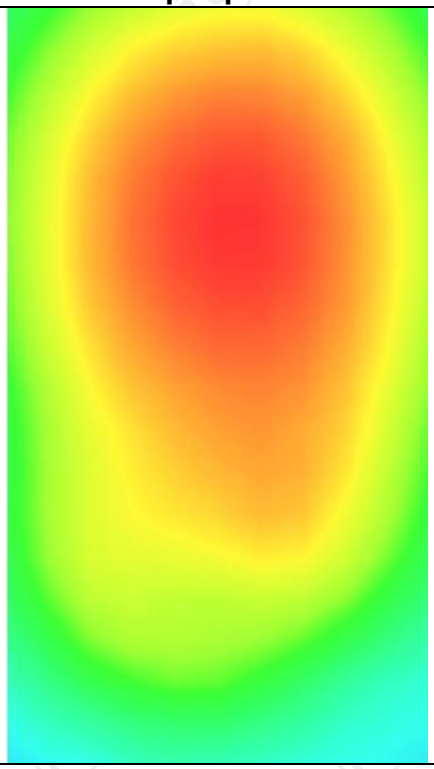

LTE Band 41-2

MEASUREMENT 1	
Lower Band SAR (Channel 39750):	Date: 09/26/2022
Frequency (MHz)	2506.000000
Relative permittivity (real part)	38.853477
Relative permittivity (imaginary part)	13.545489
Conductivity (S/m)	1.922567
Variation (%)	1.360000
Crest Factor	1.0
Probe Conversion factor	4.36
E-Field Probe:	SSE2 (SN 36/20 EPGO346)
Area Scan	dx=8mm dy=8mm, h= 5.00 mm
ZoomScan	5x5x7,dx=8mm dy=8mm dz=5mm,Complete/ndx=8mm dy=8mm, h= 5.00 mm
Phantom	Right head
Device Position	Cheek
Band	LTE band 41(1 RB#49)
SURFACE SAR	**VOLUME SAR**
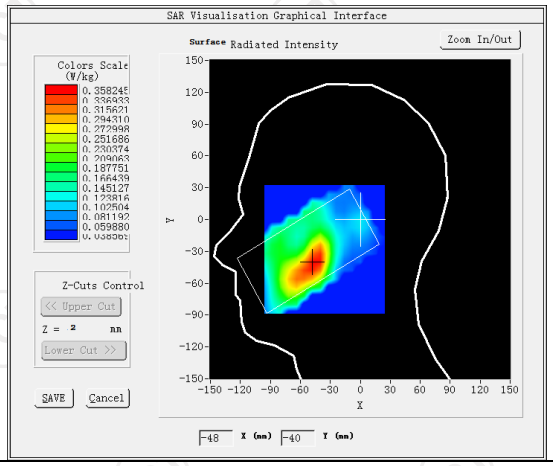	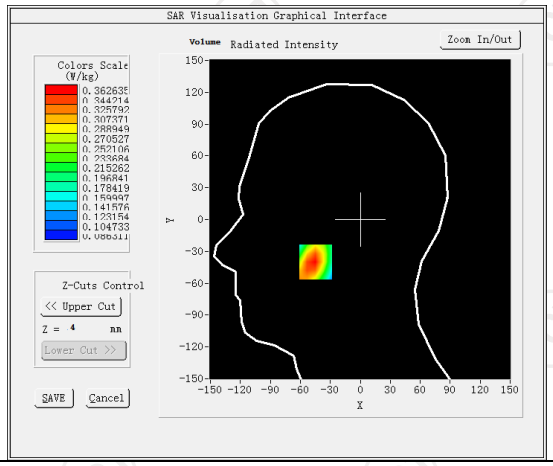
Maximum location: X=-45.00, Y=-40.00 SAR Peak: 0.44 W/kg	
SAR 10g (W/Kg)	0.254744
SAR 1g (W/Kg)	0.209356
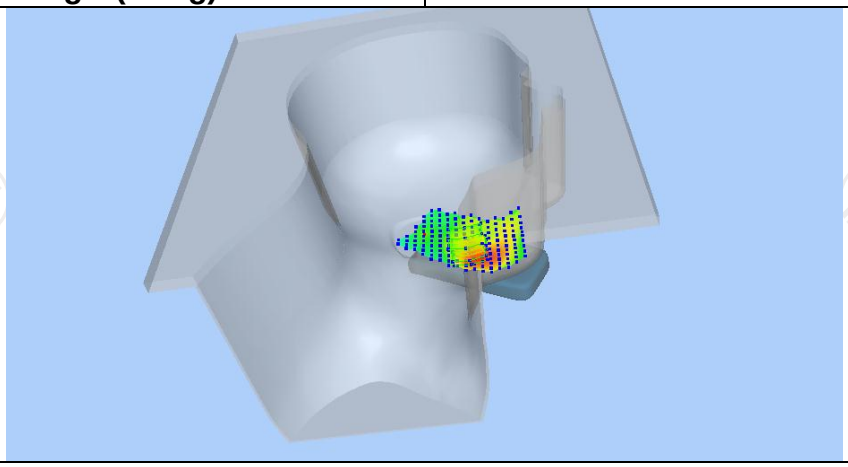	

Z (mm)	0.00	4.00	9.00	14.00	19.00
SAR (W/Kg)	0.4393	0.3626	0.2869	0.2300	0.1872

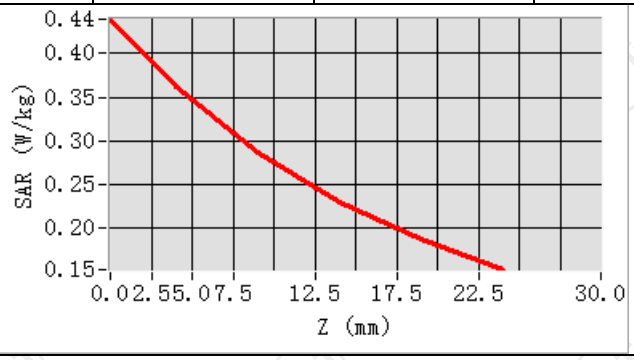

Hot spot position

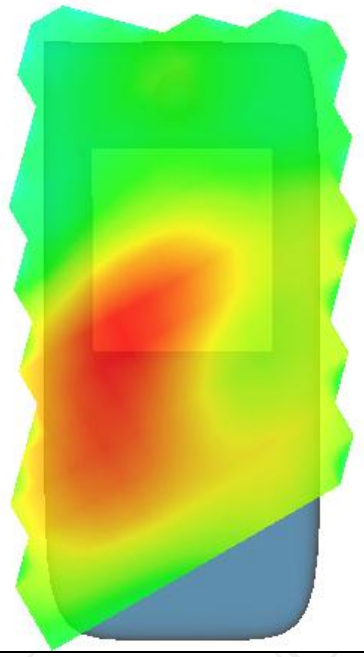

MEASUREMENT 2	
Lower Band SAR (Channel 39750):	Date: 09/26/2022
Frequency (MHz)	2506.000000
Relative permittivity (real part)	38.853477
Relative permittivity (imaginary part)	13.545489
Conductivity (S/m)	1.922567
Variation (%)	-1.460000
Crest Factor	1.0
Probe Conversion factor	4.36
E-Field Probe:	SSE2 (SN 36/20 EPGO346)
Area Scan	dx=8mm dy=8mm, h= 5.00 mm
ZoomScan	5x5x7,dx=8mm dy=8mm dz=5mm,Complete/ndx=8mm dy=8mm, h= 5.00 mm
Phantom	Validation plane
Device Position	Body back(10mm)
Band	LTE band 41(1 RB#49)
SURFACE SAR	**VOLUME SAR**
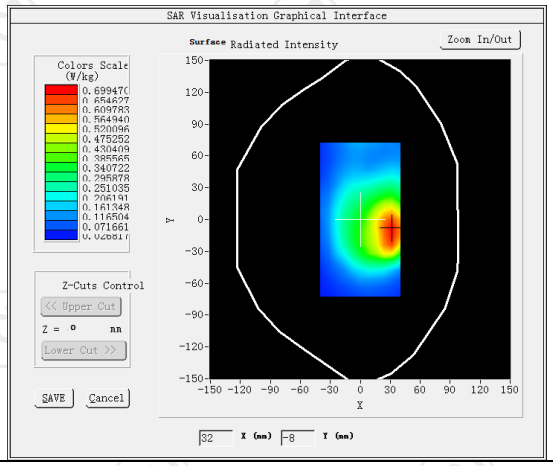	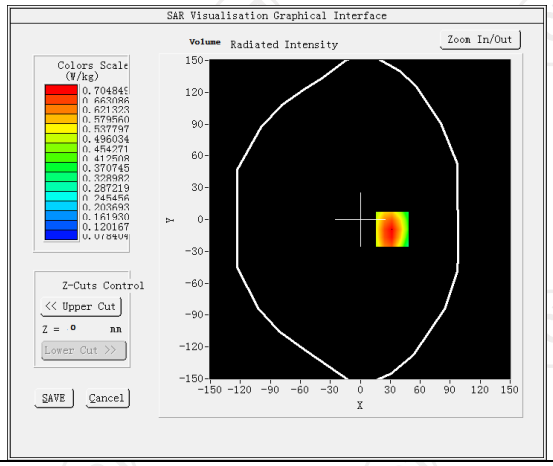
Maximum location: X=32.00, Y=-9.00 SAR Peak: 1.04 W/kg	
SAR 10g (W/Kg)	0.431650
SAR 1g (W/Kg)	0.280515
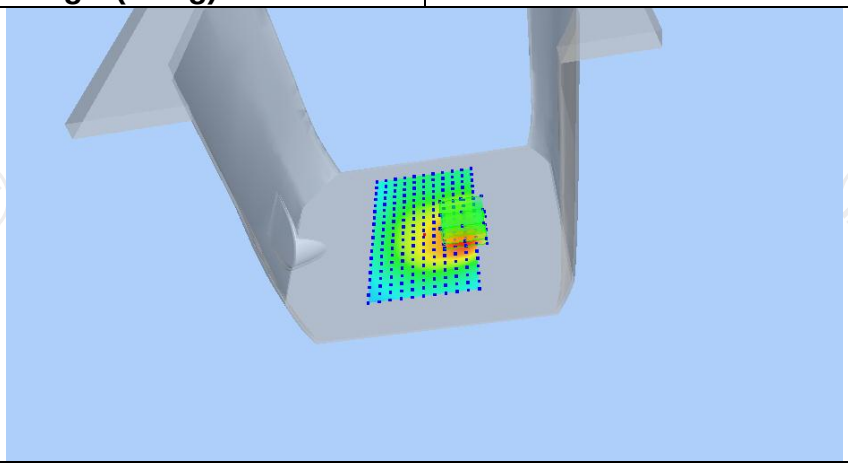	

Z (mm)	0.00	4.00	9.00	14.00	19.00
SAR (W/Kg)	0.9904	0.7048	0.4572	0.2997	0.2011

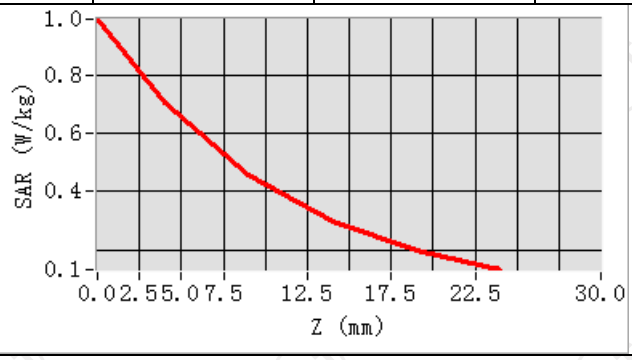

Hot spot position

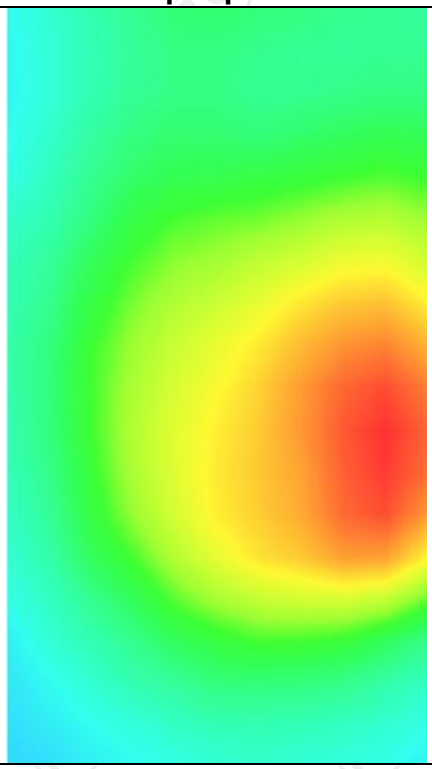

MEASUREMENT 3	
Lower Band SAR (Channel 39750):	Date: 09/26/2022
Frequency (MHz)	2506.000000
Relative permittivity (real part)	38.853477
Relative permittivity (imaginary part)	13.545489
Conductivity (S/m)	1.922567
Variation (%)	-0.280000
Crest Factor	1.0
Probe Conversion factor	4.36
E-Field Probe:	SSE2 (SN 36/20 EPGO346)
Area Scan	dx=8mm dy=8mm, h= 5.00 mm
ZoomScan	5x5x7,dx=8mm dy=8mm dz=5mm,Complete/ndx=8mm dy=8mm, h= 5.00 mm
Phantom	Validation plane
Device Position	Body back((hotspot10mm)
Band	LTE band 41(1 RB#49)
SURFACE SAR	**VOLUME SAR**

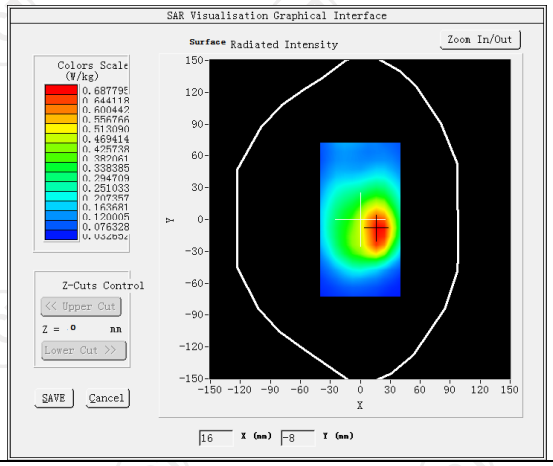

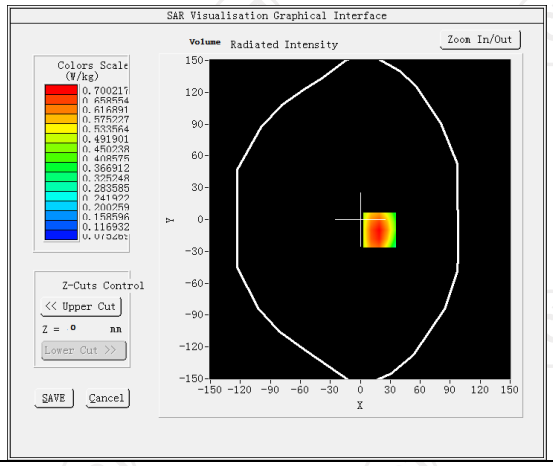

Maximum location: X=19.00, Y=-10.00 SAR Peak: 1.02 W/kg	
SAR 10g (W/Kg)	0.429304
SAR 1g (W/Kg)	0.303287

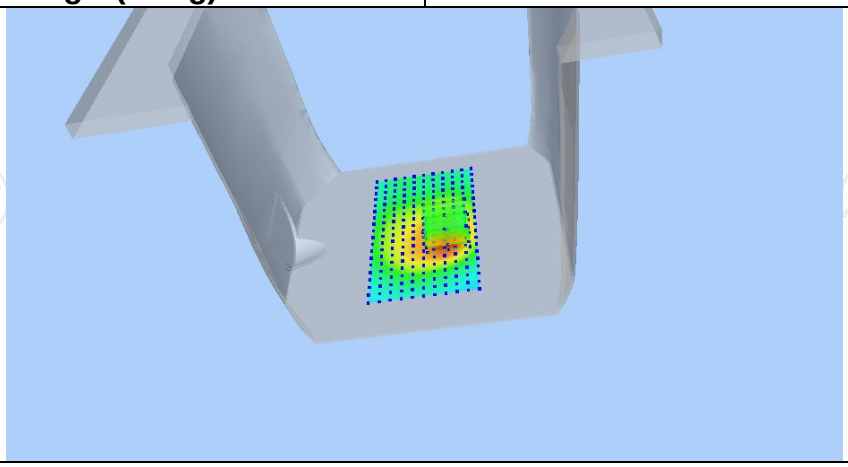

Z (mm)	0.00	4.00	9.00	14.00	19.00
SAR (W/Kg)	0.9833	0.7002	0.4541	0.2970	0.1981

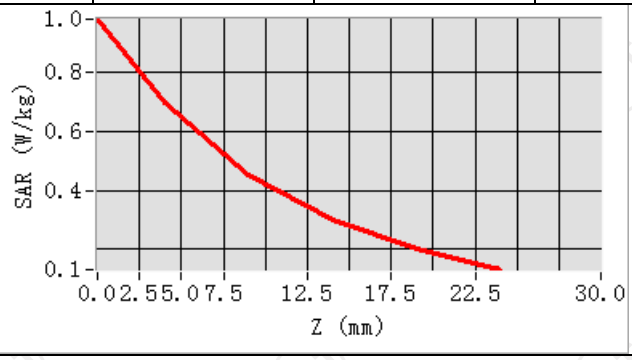

Hot spot position

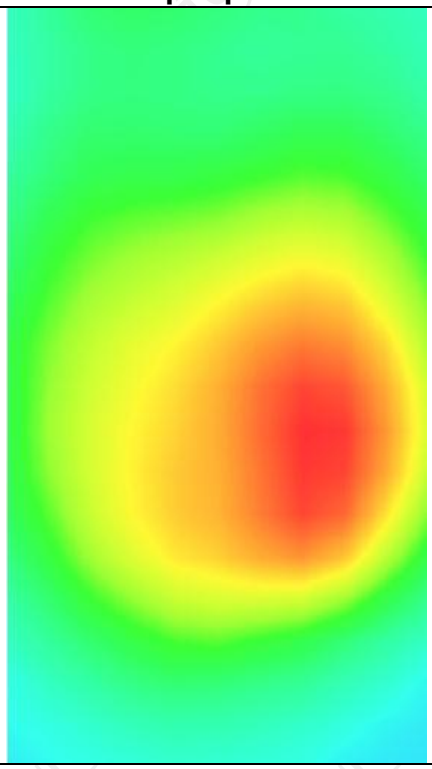

WLAN 2.4 G-2

MEASUREMENT 1	
Lower Band SAR (Channel 01):	Date: 08/24/2022
Frequency (MHz)	2412.000000
Relative permittivity (real part)	37.821613
Relative permittivity (imaginary part)	13.546980
Conductivity (S/m)	1.834111
Variation (%)	-0.470000
Crest Factor	1.0
Probe Conversion factor	2.31
E-Field Probe:	SSE2 (SN 36/20 EPGO346)
Area Scan	dx=8mm dy=8mm, h= 5.00 mm
ZoomScan	5x5x7,dx=8mm dy=8mm dz=5mm,Complete/ndx=8mm dy=8mm, h= 5.00 mm
Phantom	Left head
Device Position	Cheek
Band	IEEE 802.11b ISM
SURFACE SAR	**VOLUME SAR**

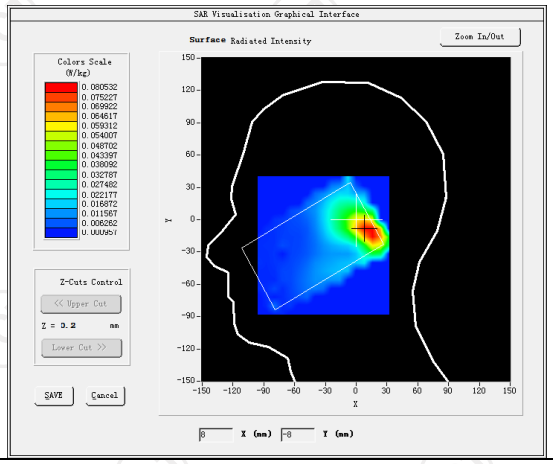

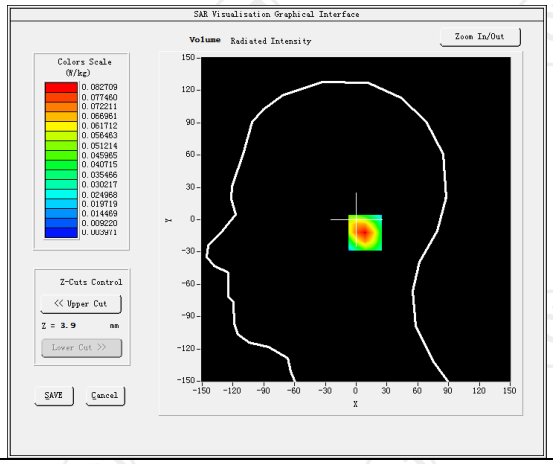

Maximum location: X=16.00, Y=-12.00 SAR Peak: 0.14 W/kg	
SAR 10g (W/Kg)	0.062740
SAR 1g (W/Kg)	0.133952

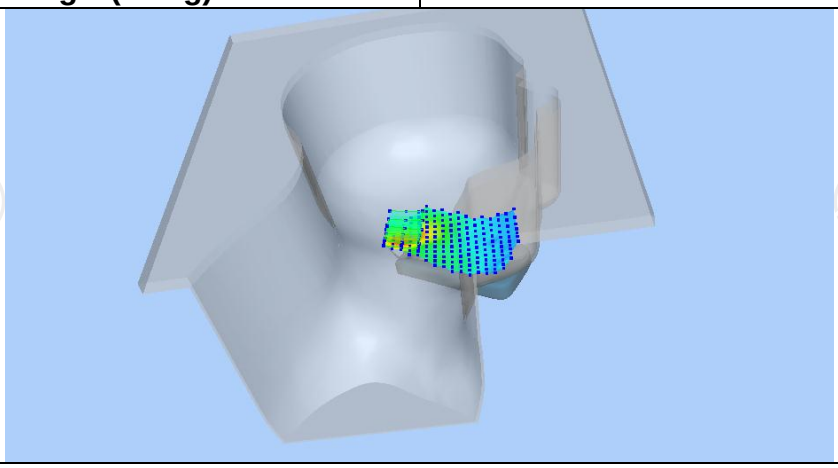

Z (mm)	0.00	4.00	9.00	14.00	19.00
SAR (W/Kg)	0.1373	0.0827	0.0424	0.0221	0.0126

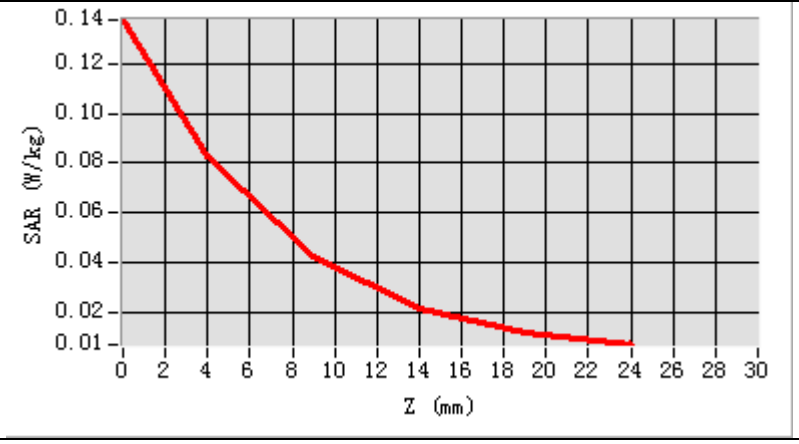

Hot spot position

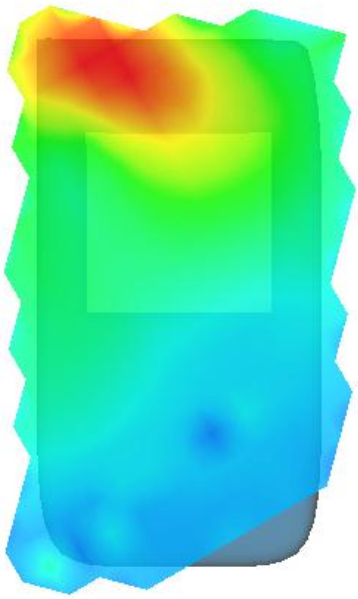

Hotline: 400-6611-140 Tel: 86-755-27673339 Fax: 86-755-27673332 http://www.tct-lab.com