Z (mm)	0.00	4.00	9.00	14.00	19.00
SAR (W/Kg)	0.3510	0.2063	0.1009	0.0488	0.0251

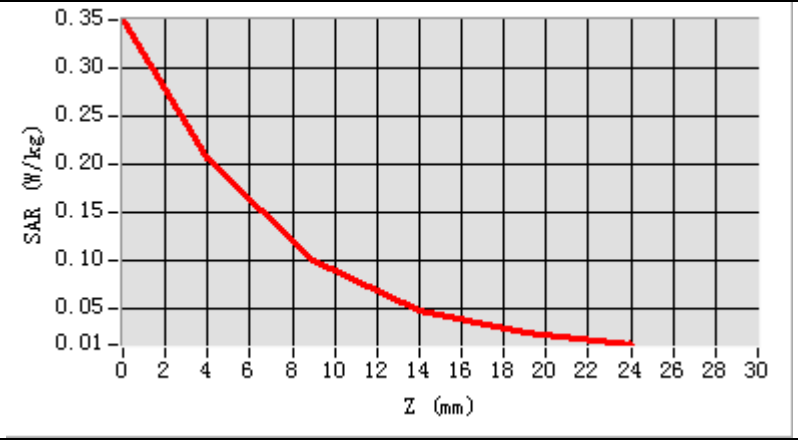

Hot spot position

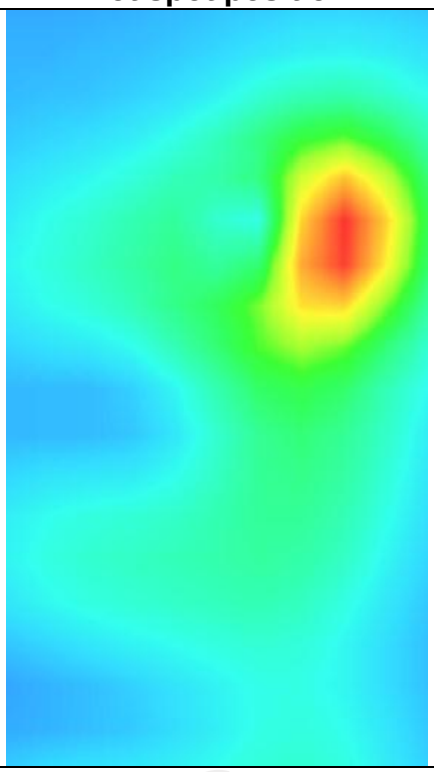

MEASUREMENT 2	
SAR (Channel 155):	Date: 12/13/2022
Frequency (MHz)	5775.000000
Relative permittivity (real part)	47.393887
Relative permittivity (imaginary part)	14.935214
Conductivity (S/m)	6.274821
Variation (%)	-0.920000
Crest Factor	1.0
Probe Conversion factor	2.06
E-Field Probe:	SSE2 (SN 25/22 EPGO375)
Area Scan	dx=8mm dy=8mm, h= 5.00 mm
ZoomScan	5x5x7,dx=8mm dy=8mm dz=5mm,Complete/ndx=8mm dy=8mm, h= 5.00 mm
Phantom	Validation plane
Device Position	Body back(0mm)
Band	IEEE 802.11acHT80 ISM
SURFACE SAR	**VOLUME SAR**
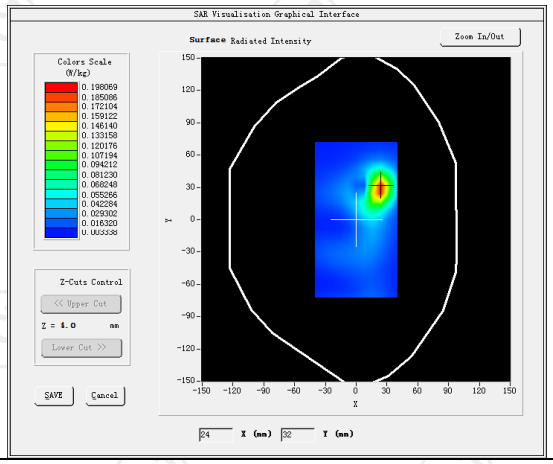	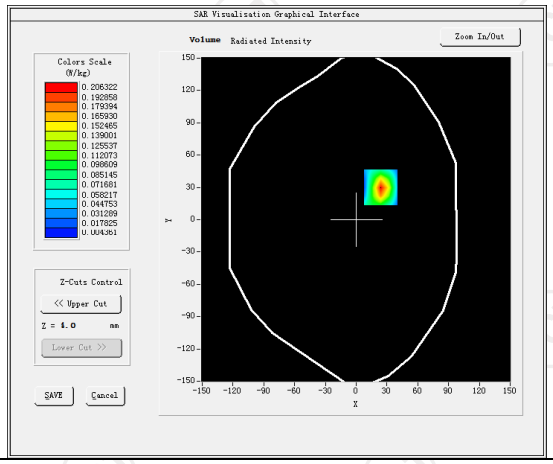
Maximum location: X=24.00, Y=30.00 SAR Peak: 0.35 W/kg	
SAR 10g (W/Kg)	0.085389
SAR 1g (W/Kg)	0.192866
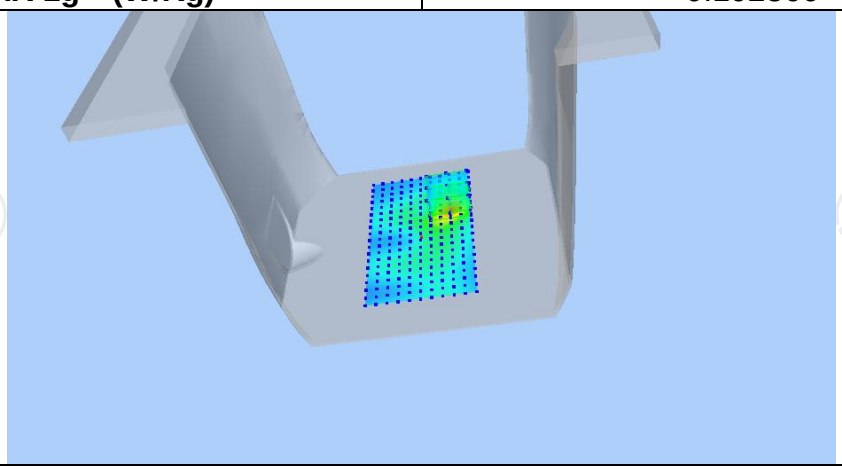	

Z (mm)	0.00	4.00	9.00	14.00	19.00
SAR (W/Kg)	0.3510	0.2063	0.1009	0.0488	0.0251

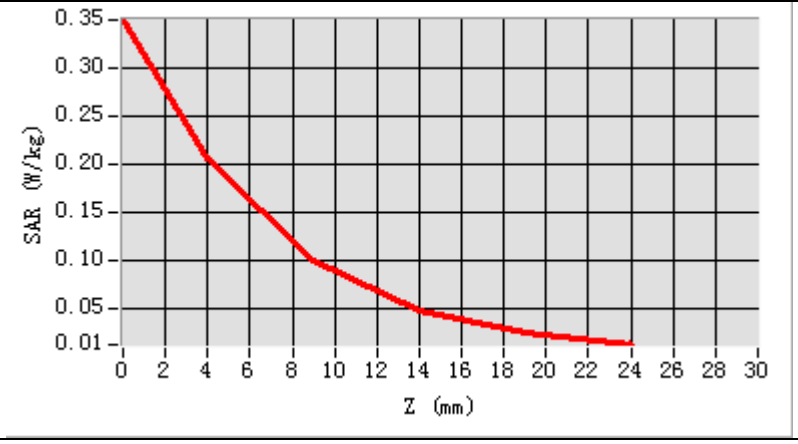

Hot spot position

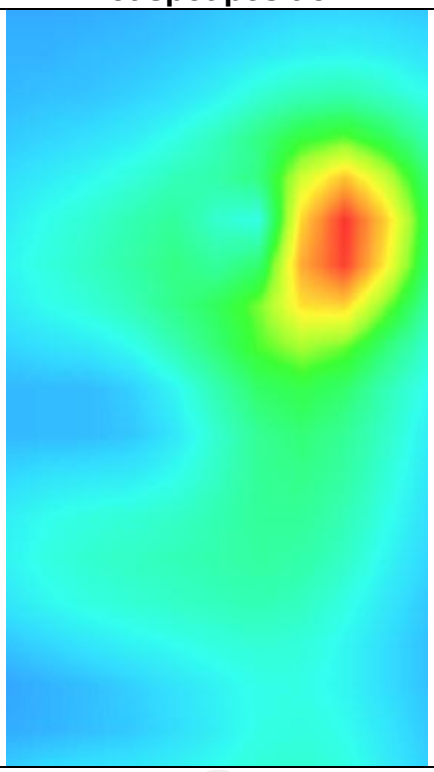

BT-1

MEASUREMENT 1	
Hight Band SAR (Channel 78):	Date: 11/22/2022
Frequency (MHz)	2480.000000
Relative permittivity (real part)	37.821613
Relative permittivity (imaginary part)	13.546980
Conductivity (S/m)	1.834111
Variation (%)	-1.360000
Crest Factor	1.0
Probe Conversion factor	2.31
E-Field Probe:	SSE2 (SN 25/22 EPGO375)
Area Scan	dx=8mm dy=8mm, h= 5.00 mm
ZoomScan	5x5x7,dx=8mm dy=8mm dz=5mm,Complete/ndx=8mm dy=8mm, h= 5.00 mm
Phantom	Validation plane
Device Position	Body back(0mm)
Band	GFSK
SURFACE SAR	**VOLUME SAR**
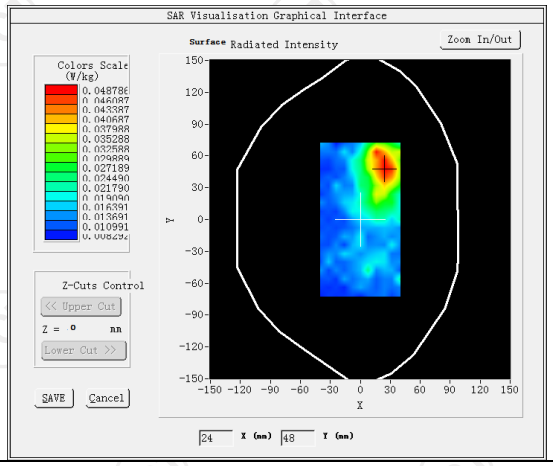	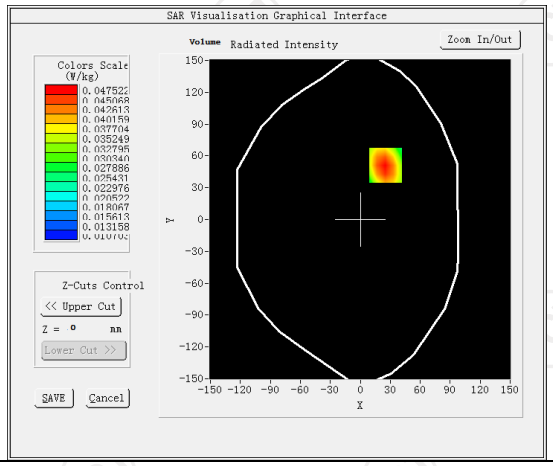
Maximum location: X=25.00, Y=51.00 SAR Peak: 0.07 W/kg	
SAR 10g (W/Kg)	0.030806
SAR 1g (W/Kg)	0.015727
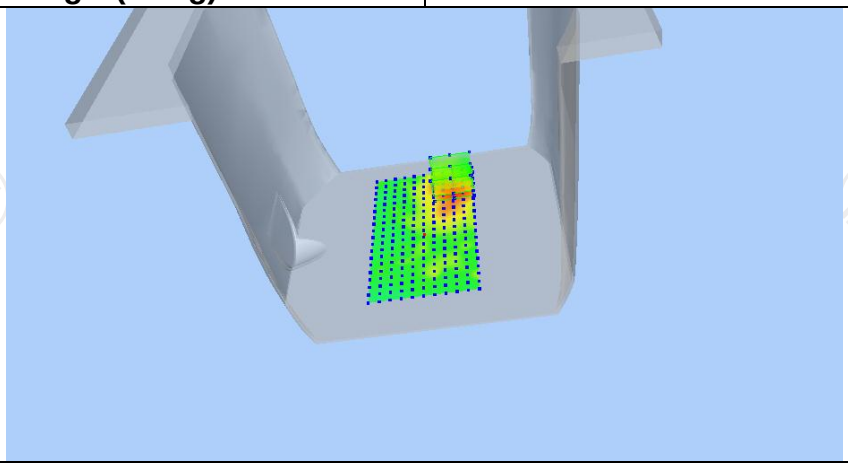	

Z (mm)	0.00	4.00	9.00	14.00	19.00
SAR (W/Kg)	0.0702	0.0475	0.0300	0.0210	0.0171

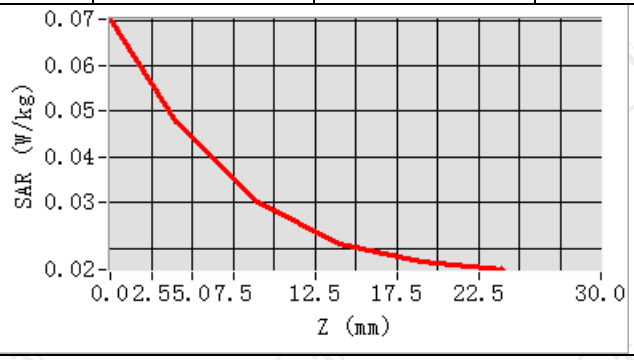

Hot spot position

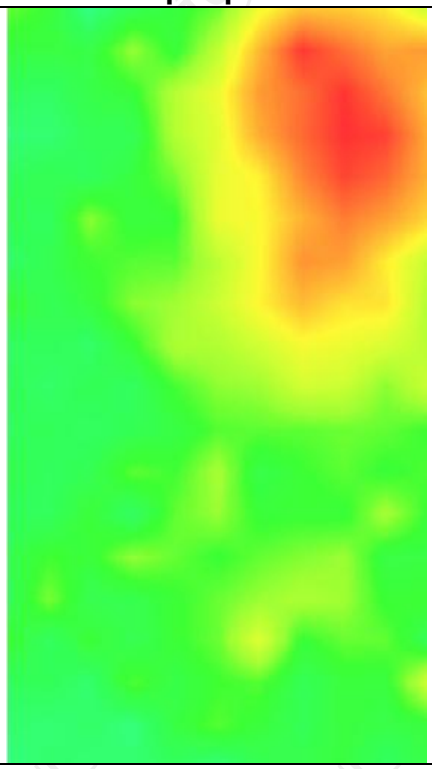

MEASUREMENT 2	
Hight Band SAR (Channel 78):	Date: 11/22/2022
Frequency (MHz)	2480.000000
Relative permittivity (real part)	37.821613
Relative permittivity (imaginary part)	13.546980
Conductivity (S/m)	1.834111
Variation (%)	1.910000
Crest Factor	1.0
Probe Conversion factor	2.31
E-Field Probe:	SSE2 (SN 25/22 EPGO375)
Area Scan	dx=8mm dy=8mm, h= 5.00 mm
ZoomScan	5x5x7,dx=8mm dy=8mm dz=5mm,Complete/ndx=8mm dy=8mm, h= 5.00 mm
Phantom	Validation plane
Device Position	Body back(0mm)
Band	GFSK
SURFACE SAR	**VOLUME SAR**
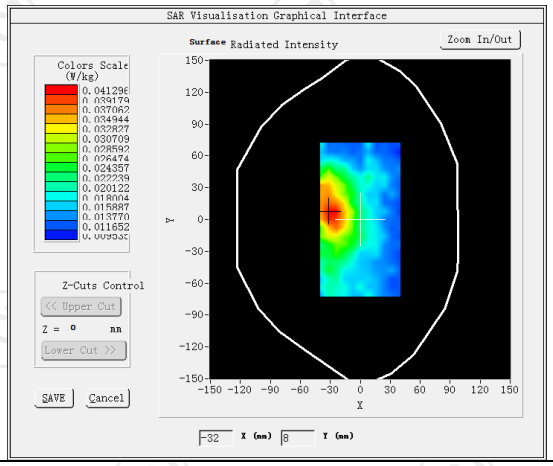	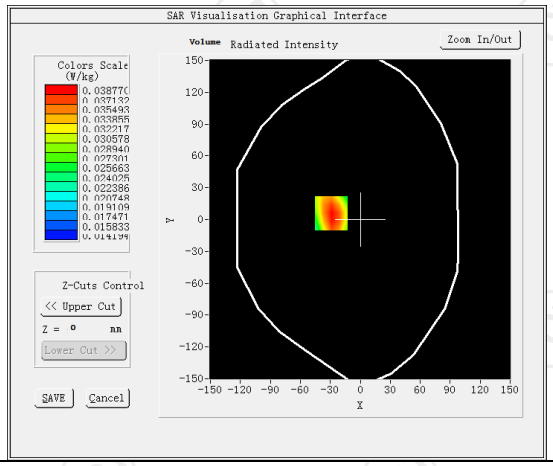
Maximum location: X=-29.00, Y=6.00 SAR Peak: 0.05 W/kg	
SAR 10g (W/Kg)	0.022107
SAR 1g (W/Kg)	0.041214

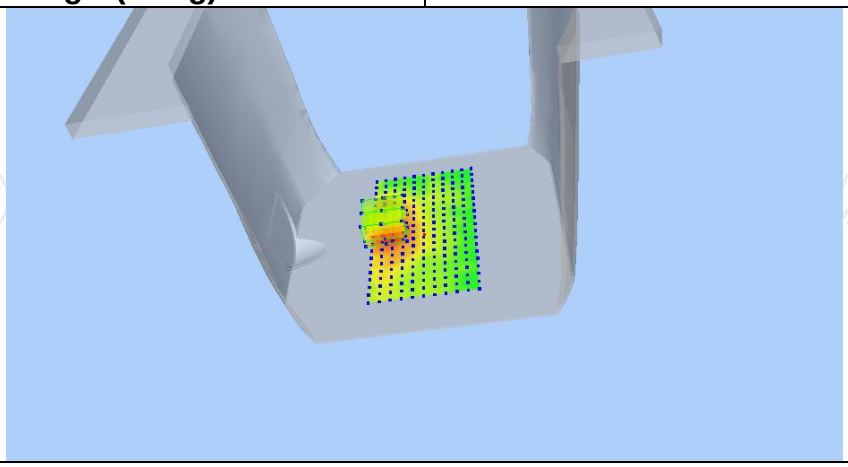

Z (mm)	0.00	4.00	9.00	14.00	19.00
SAR (W/Kg)	0.0515	0.0388	0.0280	0.0215	0.0180

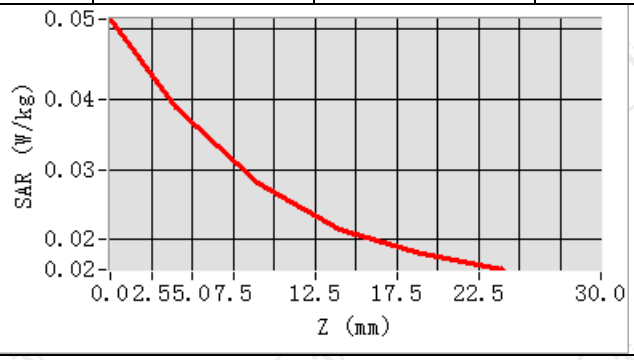

Hot spot position

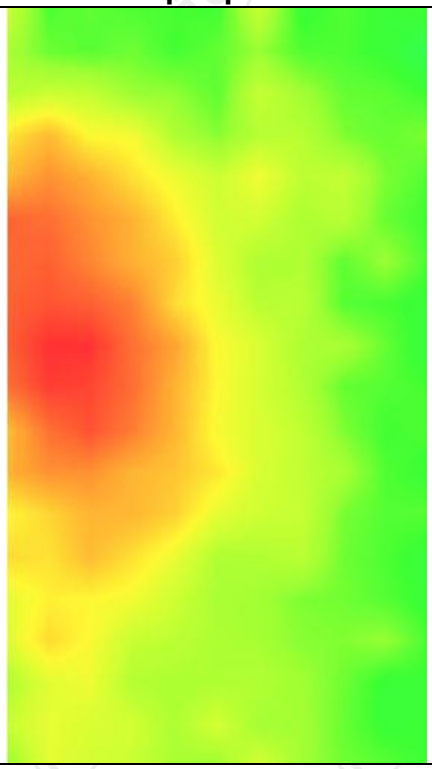

GSM850-2

MEASUREMENT 1	
Middle Band SAR (Channel 190):	Date: 11/11/2022
Frequency (MHz)	836.600000
Relative permittivity (real part)	55.212927
Relative permittivity (imaginary part)	21.368266
Conductivity (S/m)	0.971230
Variation (%)	3.690000
Crest Factor:	1.0
Probe Conversion factor	1.80
E-Field Probe:	SSE2 (SN 25/22 EPGO375)
Area Scan	dx=8mm dy=8mm, h= 5.00 mm
ZoomScan	5x5x7,dx=8mm dy=8mm dz=5mm,Complete/ndx=8mm dy=8mm, h= 5.00 mm
Phantom	Validation plane
Device Position	Body front(0mm)
Band	GSM850(Voice)
SURFACE SAR	**VOLUME SAR**

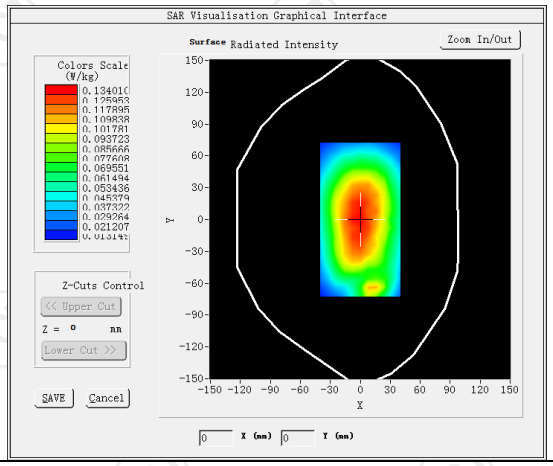

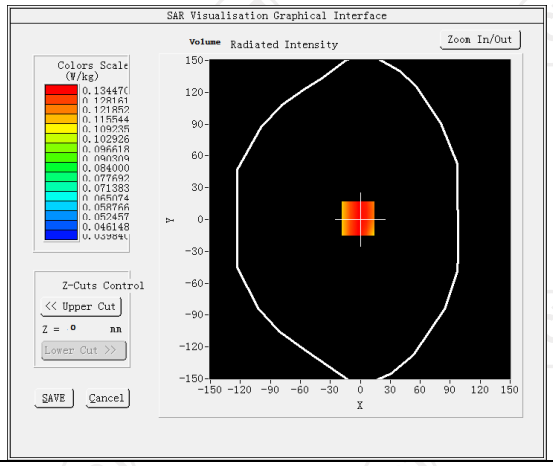

Maximum location: X=-2.00, Y=1.00 SAR Peak: 0.17 W/kg	
SAR 10g (W/Kg)	0.192914
SAR 1g (W/Kg)	0.145770

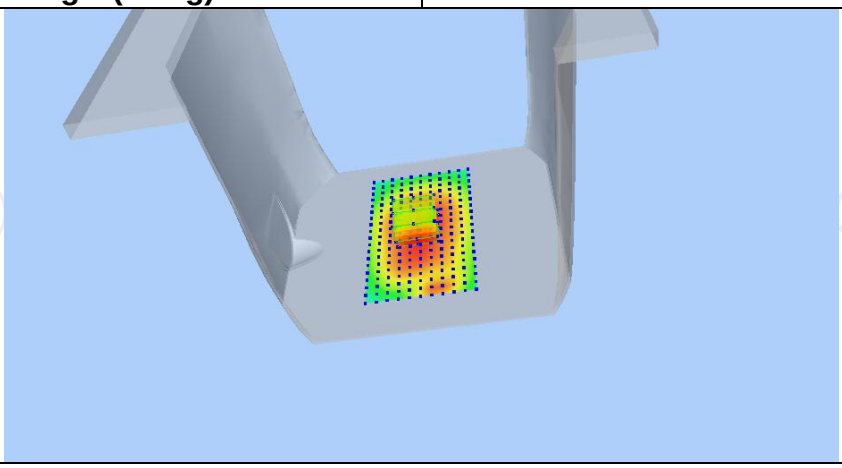

Z (mm)	0.00	4.00	9.00	14.00	19.00
SAR (W/Kg)	0.4300	0.3357	0.2419	0.1707	0.1169

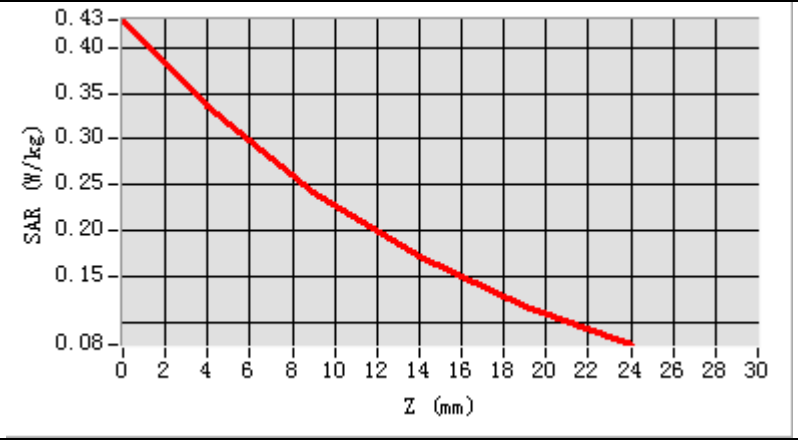

Hot spot position

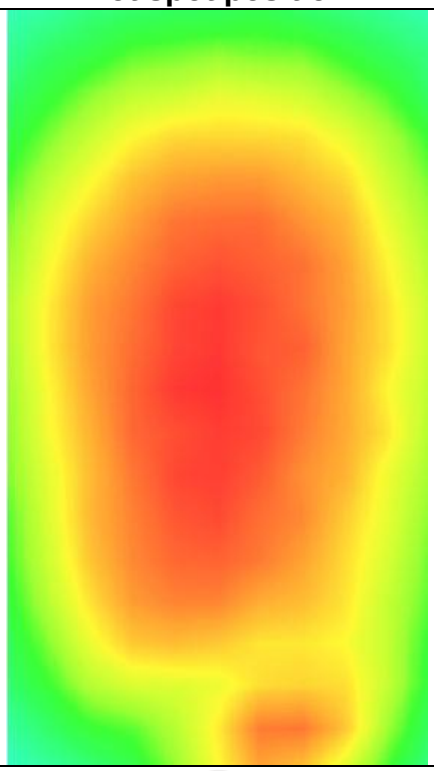

MEASUREMENT 2	
Middle Band SAR (Channel 190):	Date: 11/11/2022
Frequency (MHz)	836.600000
Relative permittivity (real part)	55.212927
Relative permittivity (imaginary part)	21.368266
Conductivity (S/m)	0.971230
Variation (%)	0.360000
Crest Factor:	1.0
Probe Conversion factor	1.80
E-Field Probe:	SSE2 (SN 25/22 EPGO375)
Area Scan	dx=8mm dy=8mm, h= 5.00 mm
ZoomScan	5x5x7,dx=8mm dy=8mm dz=5mm,Complete/ndx=8mm dy=8mm, h= 5.00 mm
Phantom	Validation plane
Device Position	Body back(0mm)
Band	GSM850(Voice)
SURFACE SAR	**VOLUME SAR**
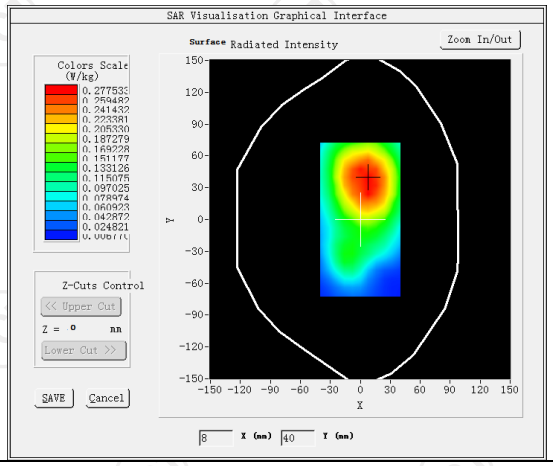	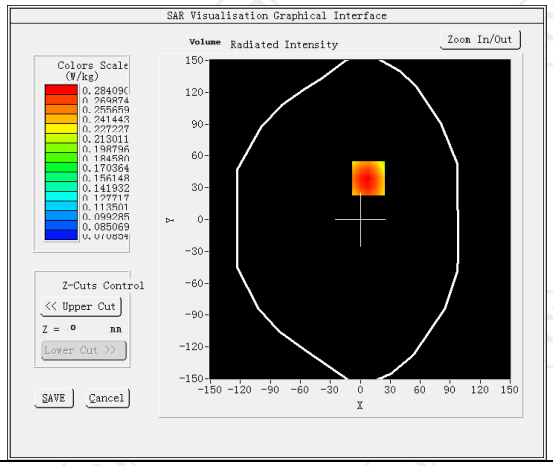
Maximum location: X=8.00, Y=39.00 SAR Peak: 0.36 W/kg	
SAR 10g (W/Kg)	0.202266
SAR 1g (W/Kg)	0.295000
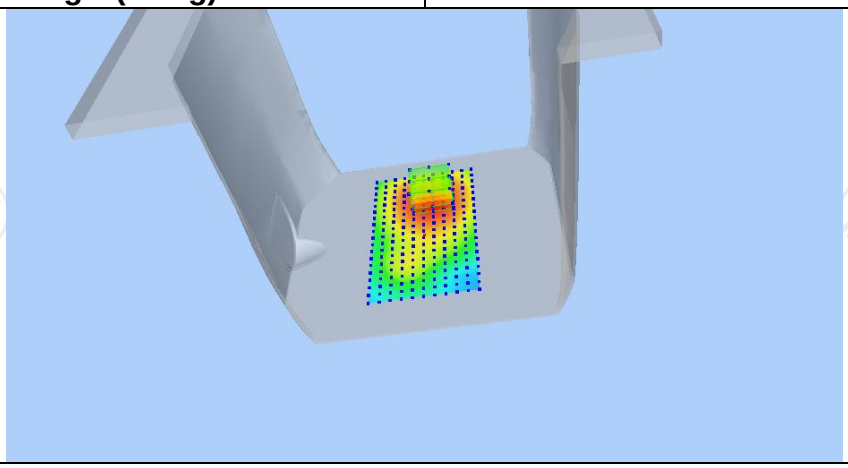	

Z (mm)	0.00	4.00	9.00	14.00	19.00
SAR (W/Kg)	0.3541	0.2841	0.2163	0.1664	0.1297

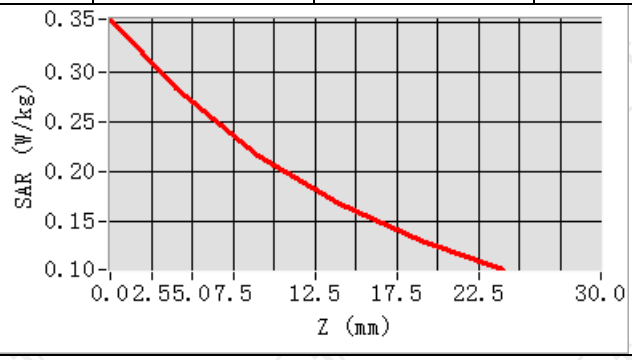

Hot spot position

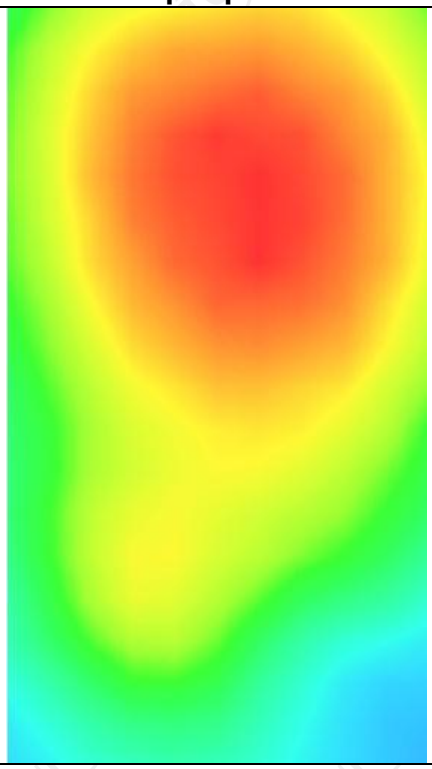

MEASUREMENT 3	
Middle Band SAR (Channel 190)	Date: 11/11/2022
Frequency (MHz)	836.600000
Relative permittivity (real part)	55.212927
Relative permittivity (imaginary part)	21.368266
Conductivity (S/m)	0.971230
Variation (%)	-1.740000
Crest Factor:	1.0
Probe Conversion factor	1.80
E-Field Probe:	SSE2 (SN 25/22 EPGO375)
Area Scan	dx=8mm dy=8mm, h= 5.00 mm
ZoomScan	5x5x7,dx=8mm dy=8mm dz=5mm,Complete/ndx=8mm dy=8mm, h= 5.00 mm
Phantom	Validation plane
Device Position	Body back(0mm)
Band	GSM850(GPRS 4slot)
SURFACE SAR	**VOLUME SAR**

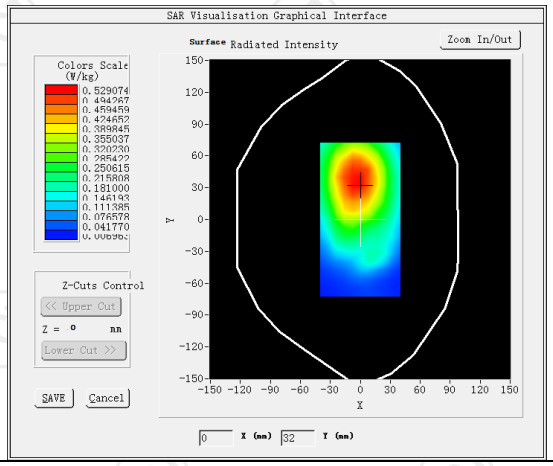

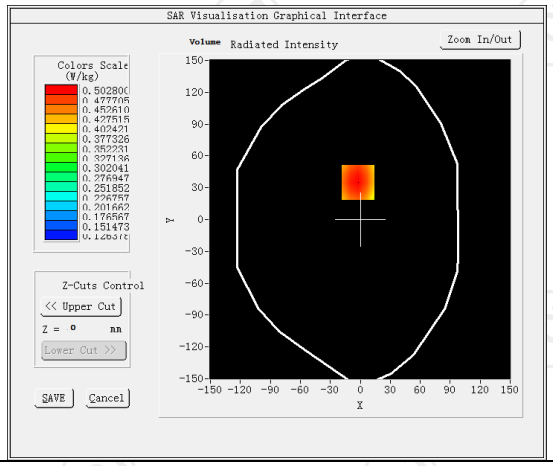

Maximum location: X=-2.00, Y=35.00 SAR Peak: 0.65 W/kg	
SAR 10g (W/Kg)	0.361788
SAR 1g (W/Kg)	0.616862

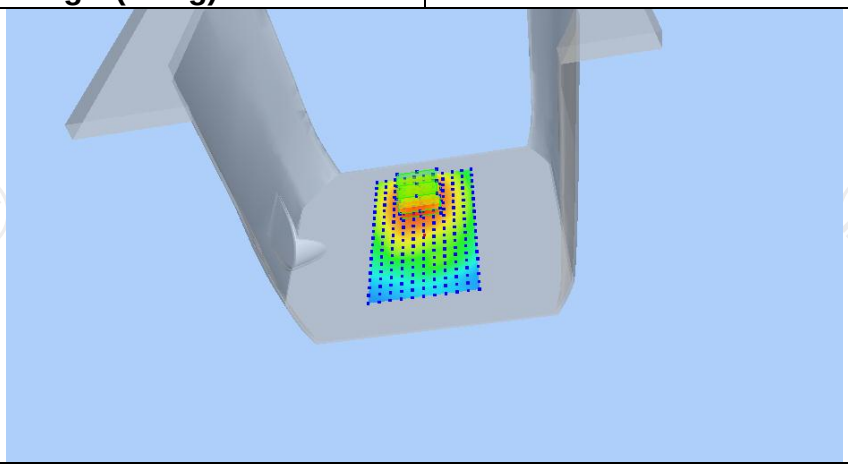

Z (mm)	0.00	4.00	9.00	14.00	19.00
SAR (W/Kg)	0.6549	0.5028	0.3896	0.3019	0.2336

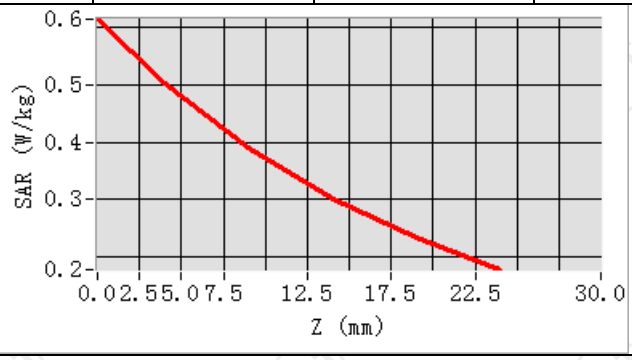

Hot spot position

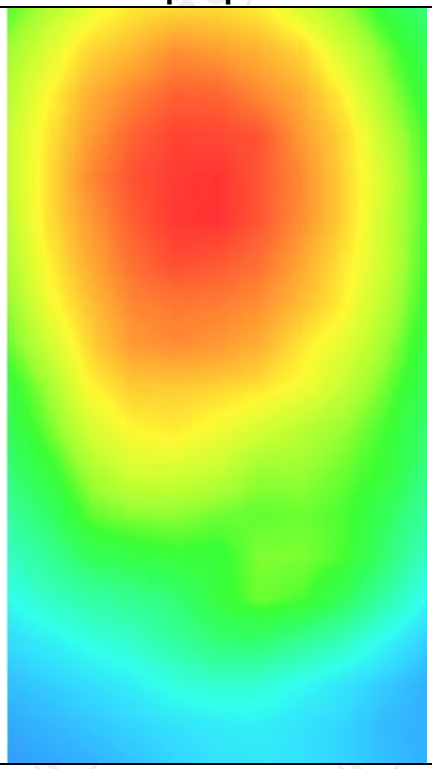

MEASUREMENT 4	
Middle Band SAR (Channel 190)	Date: 11/11/2022
Frequency (MHz)	836.600000
Relative permittivity (real part)	55.212927
Relative permittivity (imaginary part)	21.368266
Conductivity (S/m)	0.971230
Variation (%)	0.620000
Crest Factor:	1.0
Probe Conversion factor	1.80
E-Field Probe:	SSE2 (SN 25/22 EPGO375)
Area Scan	dx=8mm dy=8mm, h= 5.00 mm
ZoomScan	5x5x7,dx=8mm dy=8mm dz=5mm,Complete/ndx=8mm dy=8mm, h= 5.00 mm
Phantom	Validation plane
Device Position	Body back(0mm)
Band	GSM850(GPRS 4slot hotspot)
SURFACE SAR	**VOLUME SAR**
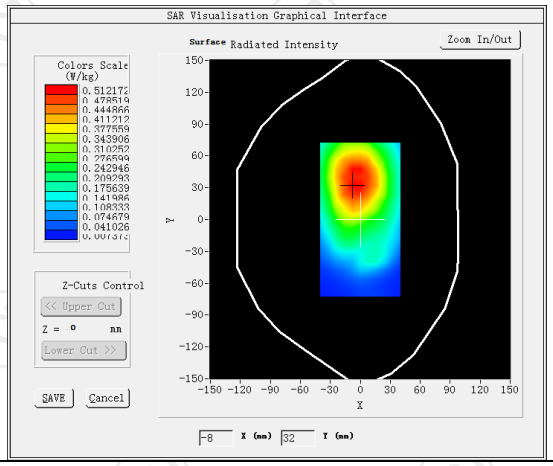	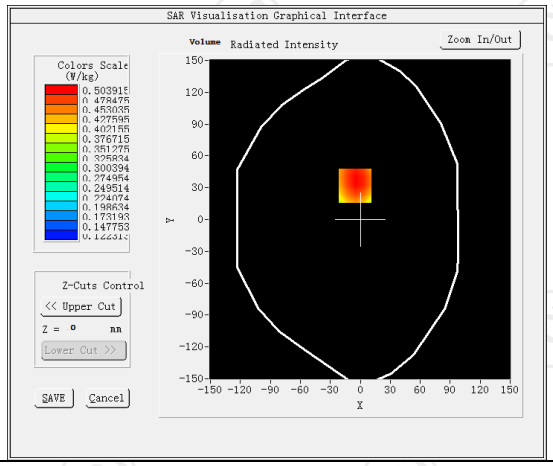
Maximum location: X=-5.00, Y=32.00 SAR Peak: 0.81 W/kg	
SAR 10g (W/Kg)	0.361736
SAR 1g (W/Kg)	0.678486

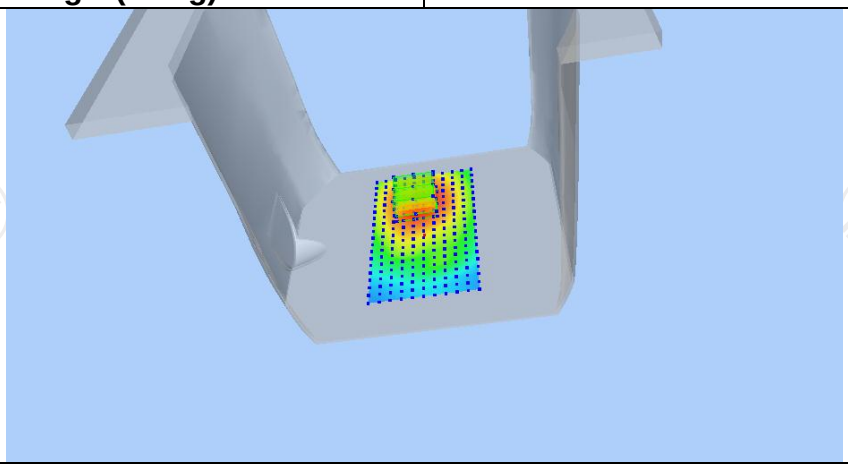

Z (mm)	0.00	4.00	9.00	14.00	19.00
SAR (W/Kg)	0.8086	0.5039	0.3687	0.3015	0.2164

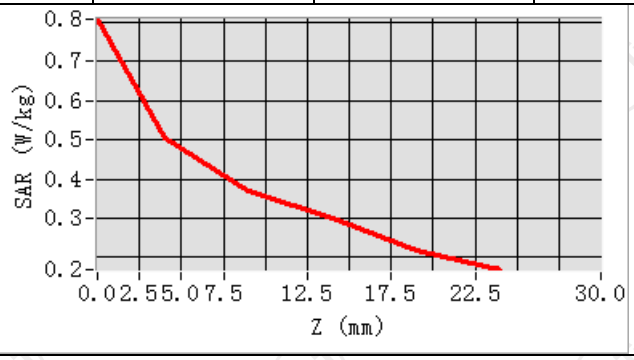

Hot spot position

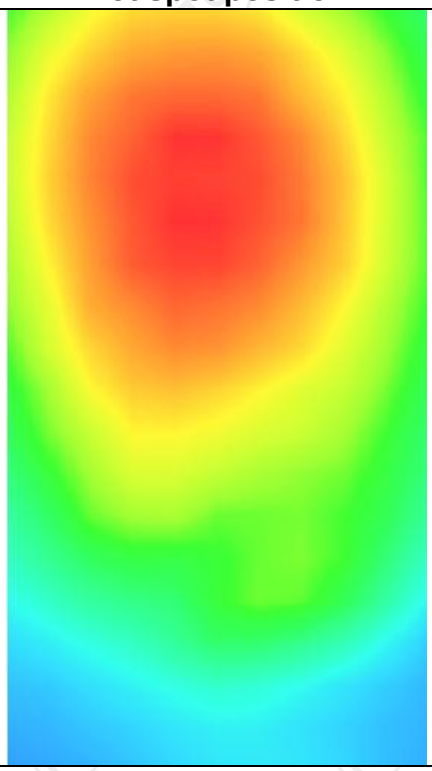

GSM1900 -2

MEASUREMENT 1	
Hight Band SAR (Channel 810):	Date: 11/18/2022
Frequency (MHz)	1909.800000
Relative permittivity (real part)	53.291337
Relative permittivity (imaginary part)	14.322400
Conductivity (S/m)	1.531736
Variation (%)	-1.750000
Crest Factor	1.0
Probe Conversion factor	2.23
E-Field Probe:	SSE2 (SN 25/22 EPGO375)
Area Scan	dx=8mm dy=8mm, h= 5.00 mm
ZoomScan	5x5x7,dx=8mm dy=8mm dz=5mm,Complete/ndx=8mm dy=8mm, h= 5.00 mm
Phantom	Validation plane
Device Position	Body front(0mm)
Band	GSM1900(voice)
SURFACE SAR	**VOLUME SAR**

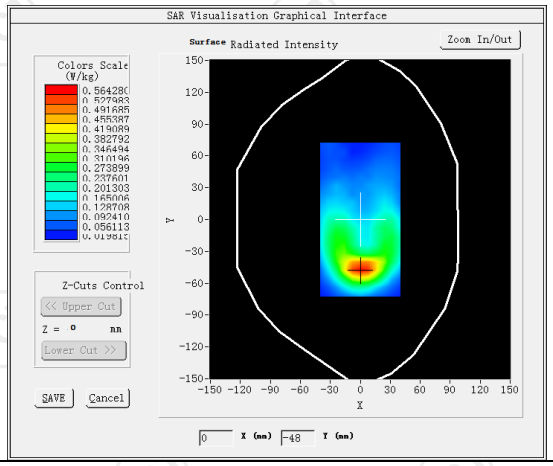

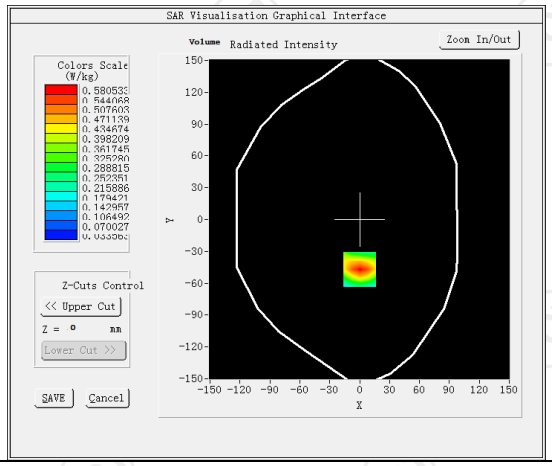

Maximum location: X=0.00, Y=-47.00 SAR Peak: 0.84 W/kg	
SAR 10g (W/Kg)	0.305824
SAR 1g (W/Kg)	0.250363

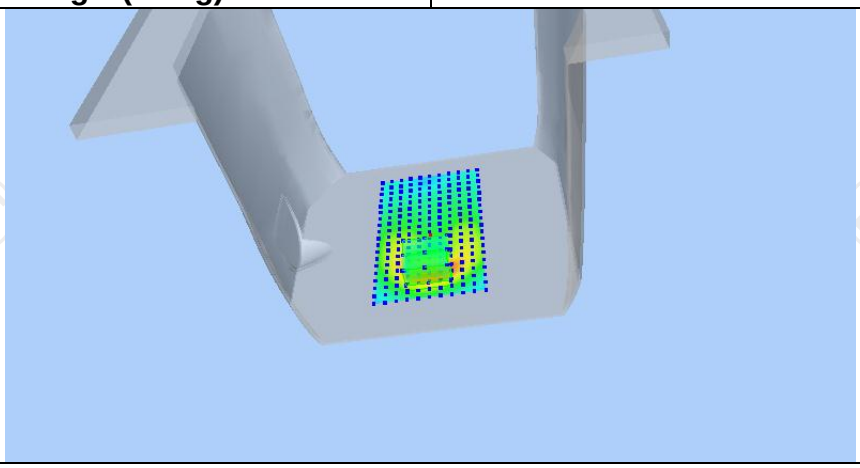

Z (mm)	0.00	4.00	9.00	14.00	19.00
SAR (W/Kg)	0.8414	0.5805	0.3567	0.2159	0.1294

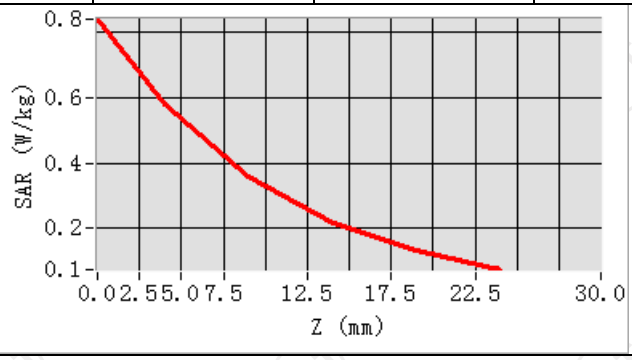

Hot spot position

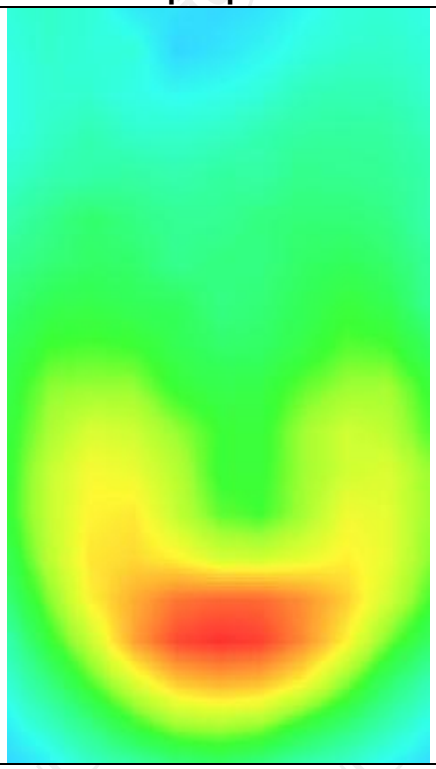

MEASUREMENT 2	
Hight Band SAR (Channel 810):	Date: 11/18/2022
Frequency (MHz)	1909.800000
Relative permittivity (real part)	53.291337
Relative permittivity (imaginary part)	14.322400
Conductivity (S/m)	1.531736
Variation (%)	-0.340000
Crest Factor	1.0
Probe Conversion factor	2.23
E-Field Probe:	SSE2 (SN 25/22 EPGO375)
Area Scan	dx=8mm dy=8mm, h= 5.00 mm
ZoomScan	5x5x7,dx=8mm dy=8mm dz=5mm,Complete/ndx=8mm dy=8mm, h= 5.00 mm
Phantom	Validation plane
Device Position	Body back(0mm)
Band	GSM1900(voice)
SURFACE SAR	**VOLUME SAR**
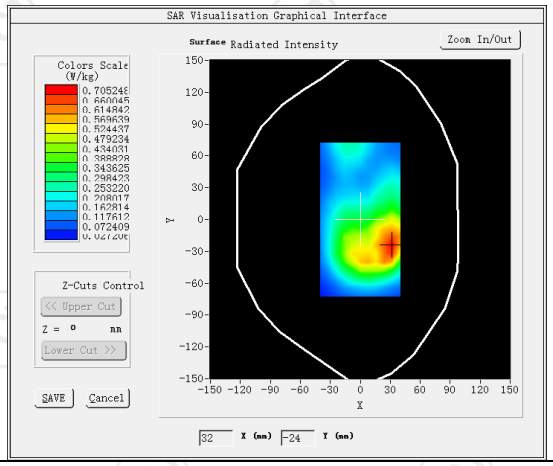	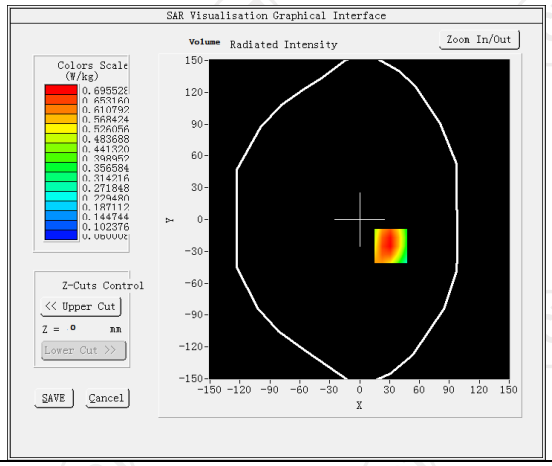
Maximum location: X=31.00, Y=-25.00 SAR Peak: 1.02 W/kg	
SAR 10g (W/Kg)	0.405219
SAR 1g (W/Kg)	0.495692

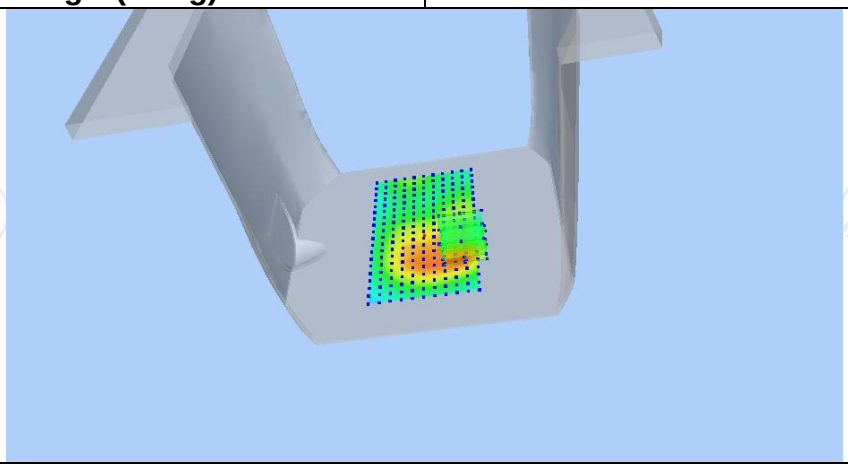

Z (mm)	0.00	4.00	9.00	14.00	19.00
SAR (W/Kg)	1.0091	0.6955	0.4297	0.2654	0.1661

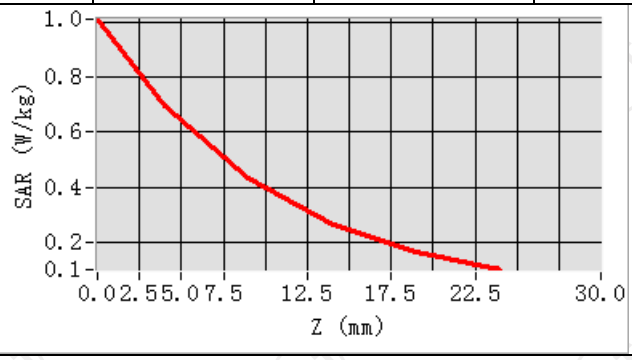

Hot spot position

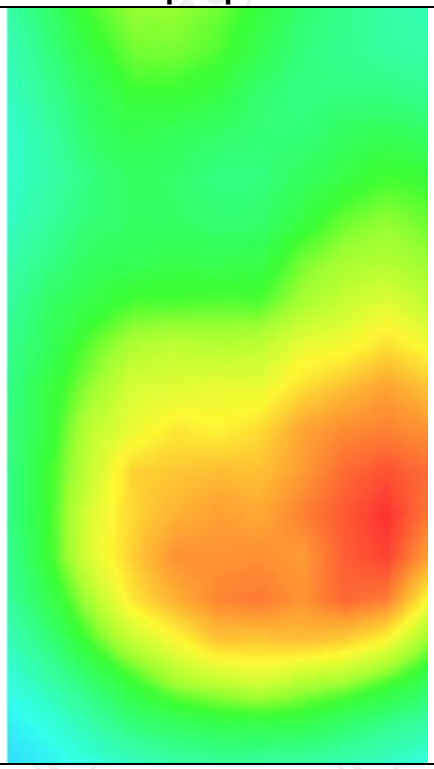

MEASUREMENT 3	
Middle Band SAR (Channel 661):	Date: 11/18/2022
Frequency (MHz)	1880.000000
Relative permittivity (real part)	53.291337
Relative permittivity (imaginary part)	14.322400
Conductivity (S/m)	1.531736
Variation (%)	1.280000
Crest Factor	1.0
Probe Conversion factor	2.23
E-Field Probe:	SSE2 (SN 25/22 EPGO375)
Area Scan	dx=8mm dy=8mm, h= 5.00 mm
ZoomScan	5x5x7,dx=8mm dy=8mm dz=5mm,Complete/ndx=8mm dy=8mm, h= 5.00 mm
Phantom	Validation plane
Device Position	Body back(0mm)
Band	GSM1900(GPRS 4slot)
SURFACE SAR	**VOLUME SAR**
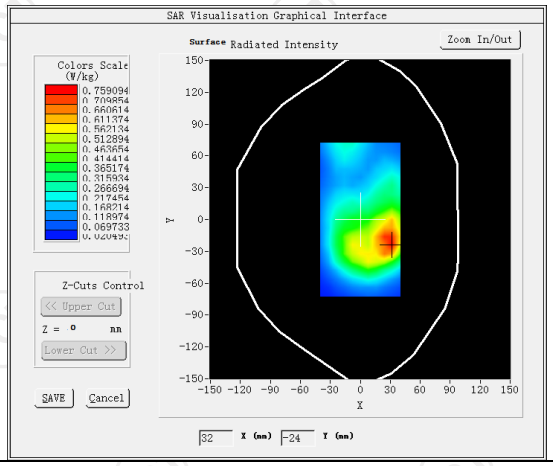	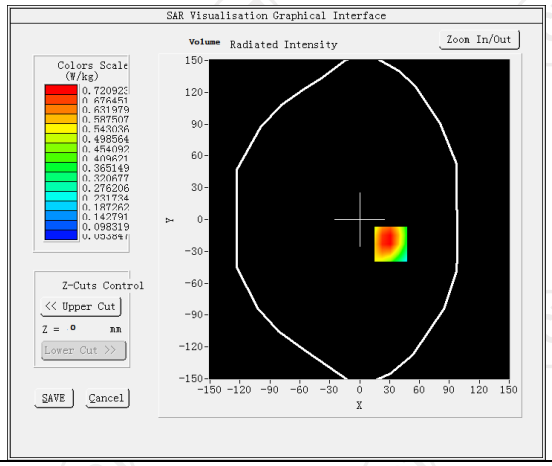
Maximum location: X=31.00, Y=-23.00 SAR Peak: 1.05 W/kg	
SAR 10g (W/Kg)	0.427549
SAR 1g (W/Kg)	0.649568
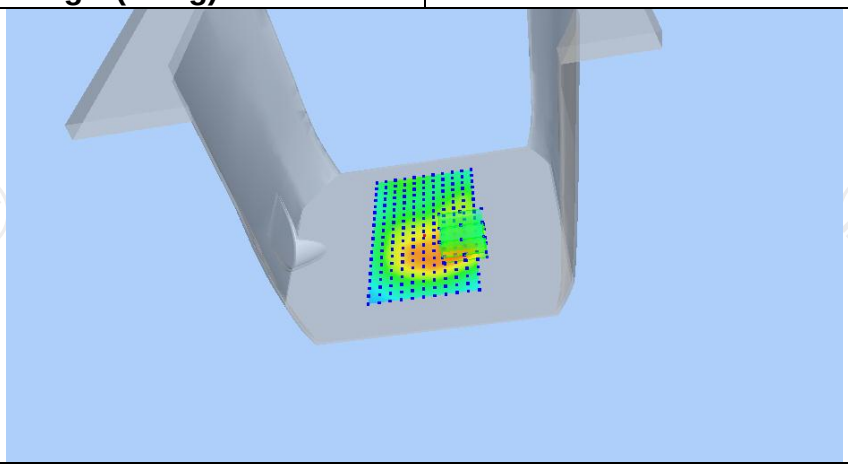	

Z (mm)	0.00	4.00	9.00	14.00	19.00
SAR (W/Kg)	1.0277	0.7209	0.4543	0.2837	0.1765

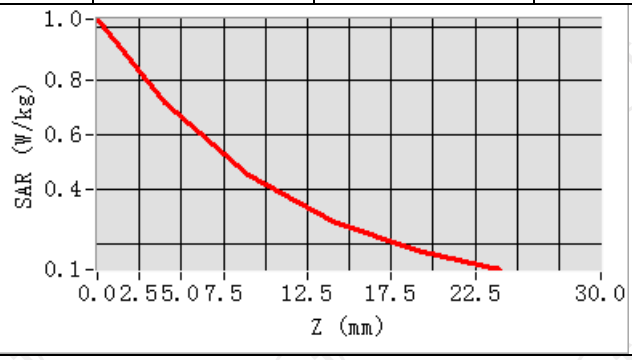

Hot spot position

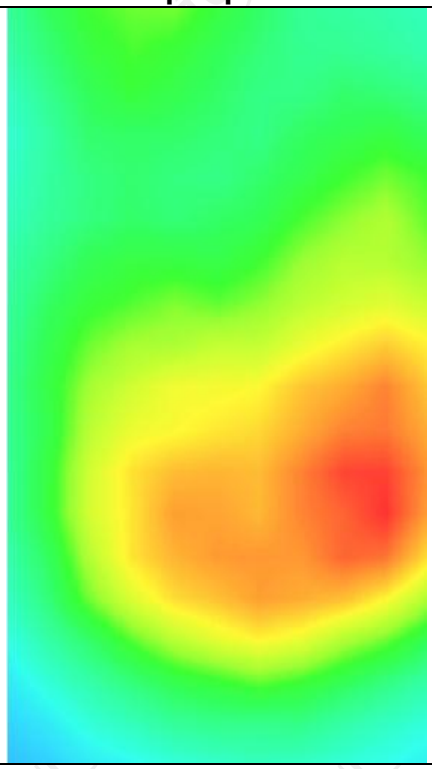

MEASUREMENT 4	
Middle Band SAR (Channel 661):	Date: 11/18/2022
Frequency (MHz)	1880.000000
Relative permittivity (real part)	53.291337
Relative permittivity (imaginary part)	14.322400
Conductivity (S/m)	1.531736
Variation (%)	-2.710000
Crest Factor	1.0
Probe Conversion factor	2.23
E-Field Probe:	SSE2 (SN 25/22 EPGO375)
Area Scan	dx=8mm dy=8mm, h= 5.00 mm
ZoomScan	5x5x7,dx=8mm dy=8mm dz=5mm,Complete/ndx=8mm dy=8mm, h= 5.00 mm
Phantom	Validation plane
Device Position	Body back(0mm)
Band	GSM1900(GPRS 4slot hotspot)
SURFACE SAR	**VOLUME SAR**
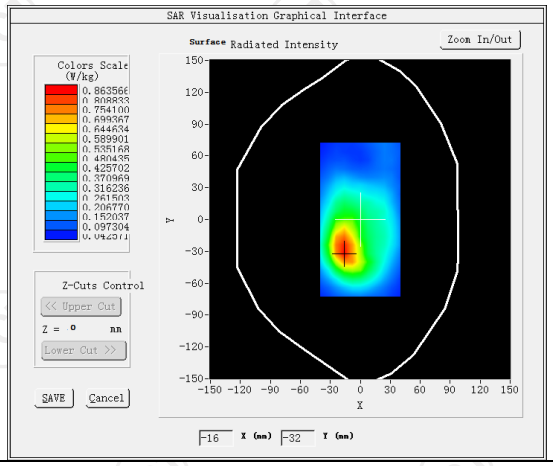	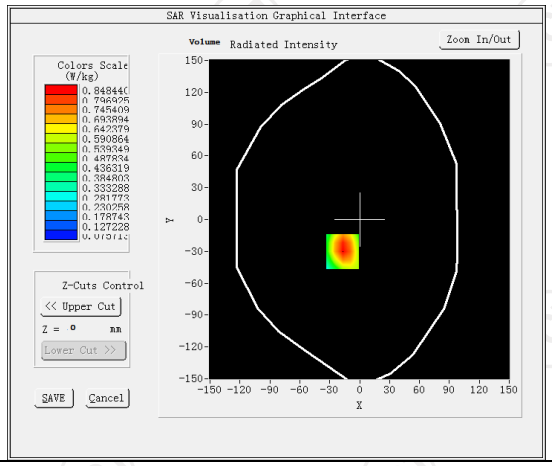
Maximum location: X=-17.00, Y=-30.00 SAR Peak: 1.23 W/kg	
SAR 10g (W/Kg)	0.489939
SAR 1g (W/Kg)	0.665838

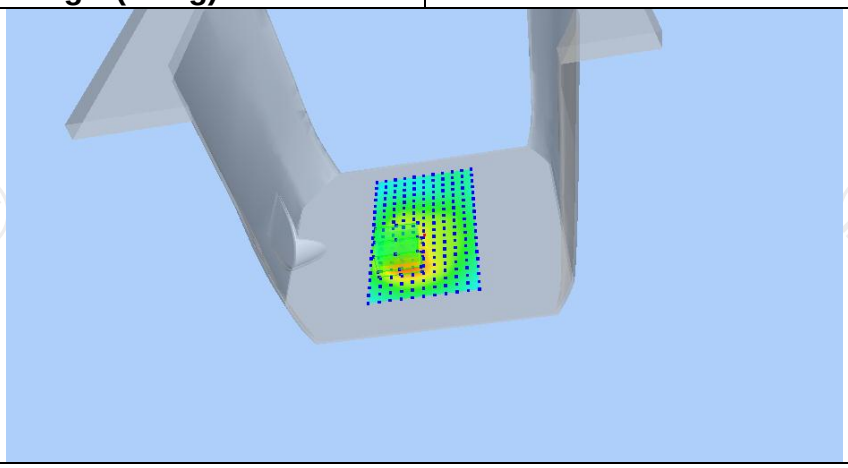

Z (mm)	0.00	4.00	9.00	14.00	19.00
SAR (W/Kg)	1.2217	0.8484	0.5312	0.3348	0.2156

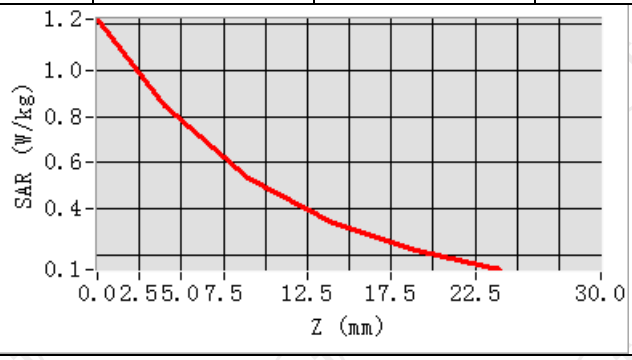

Hot spot position

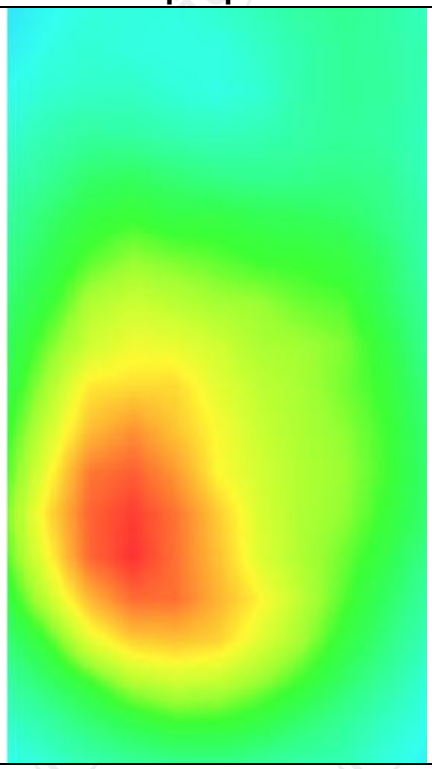

WCDMA Band II -2

MEASUREMENT 1	
Hight Band SAR (Channel 9538):	Date: 11/18/2022
Frequency (MHz)	1907.600000
Relative permittivity (real part)	53.291337
Relative permittivity (imaginary part)	14.232400
Conductivity (S/m)	1.526736
Variation (%)	-0.670000
Crest Factor	1.0
Probe Conversion factor	2.23
E-Field Probe:	SSE2 (SN 25/22 EPGO375)
Area Scan	dx=8mm dy=8mm, h= 5.00 mm
ZoomScan	5x5x7,dx=8mm dy=8mm dz=5mm,Complete/ndx=8mm dy=8mm, h= 5.00 mm
Phantom	Validation plane
Device Position	Body front(0mm)
Band	BAND2_WCDMA1900
SURFACE SAR	**VOLUME SAR**

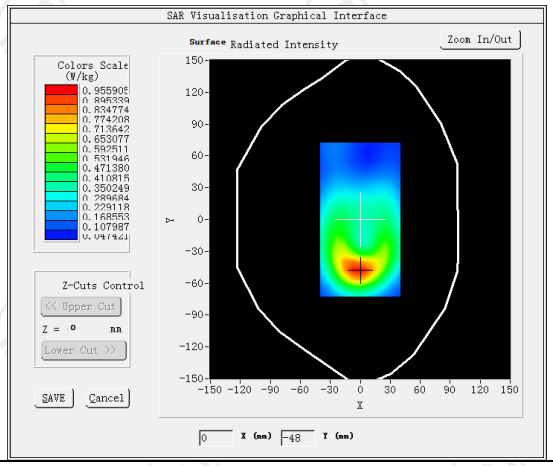

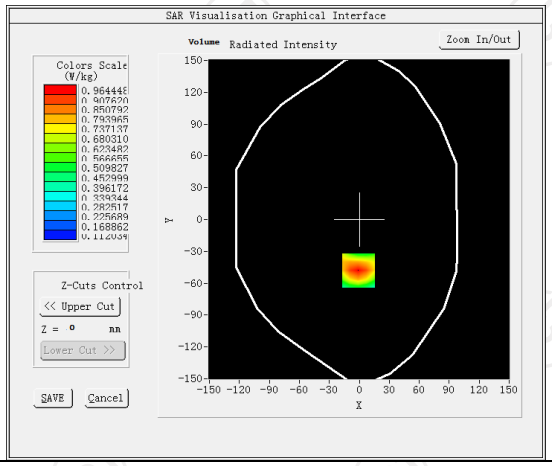

Maximum location: X=-1.00, Y=-48.00 SAR Peak: 1.38 W/kg	
SAR 10g (W/Kg)	0.294218
SAR 1g (W/Kg)	0.338497

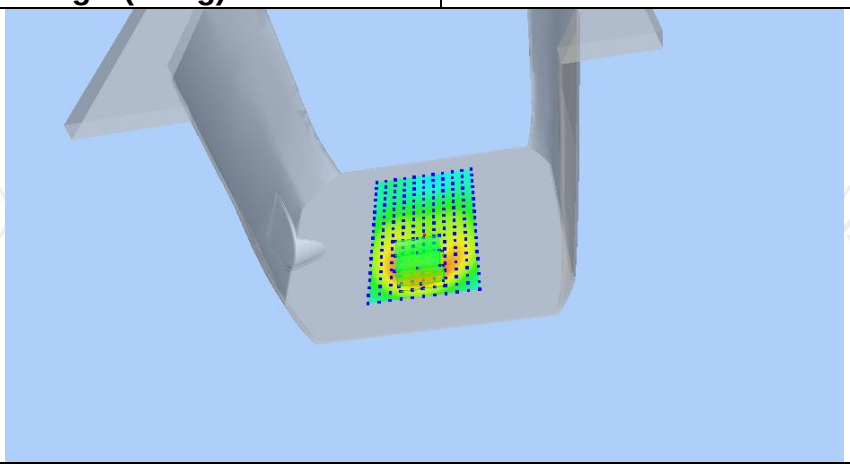

Z (mm)	0.00	4.00	9.00	14.00	19.00
SAR (W/Kg)	0.8301	0.5529	0.3259	0.1923	0.1160

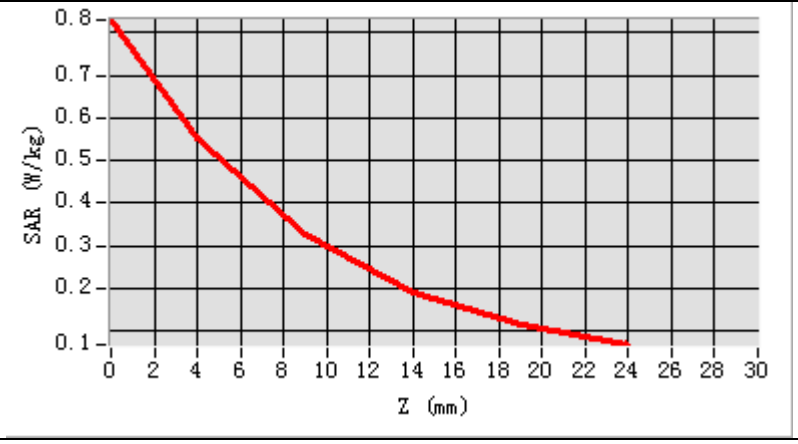

Hot spot position

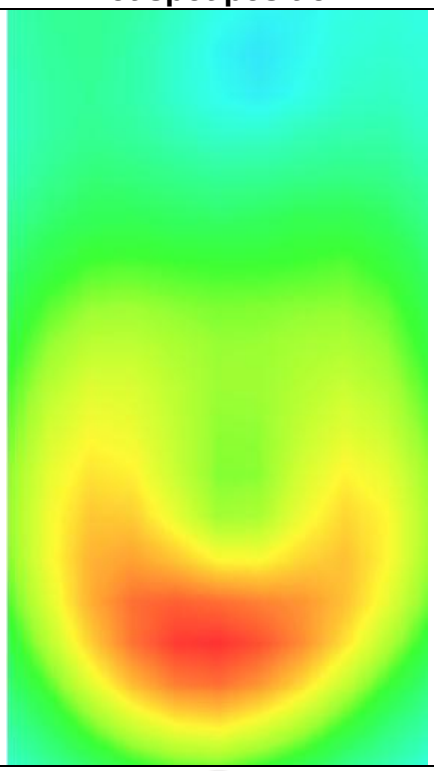

MEASUREMENT 2	
Hight Band SAR (Channel 9538):	Date: 11/18/2022
Frequency (MHz)	1907.600000
Relative permittivity (real part)	53.291337
Relative permittivity (imaginary part)	14.232400
Conductivity (S/m)	1.526736
Variation (%)	-1.220000
Crest Factor	1.0
Probe Conversion factor	2.23
E-Field Probe:	SSE2 (SN 25/22 EPGO375)
Area Scan	dx=8mm dy=8mm, h= 5.00 mm
ZoomScan	5x5x7,dx=8mm dy=8mm dz=5mm,Complete/ndx=8mm dy=8mm, h= 5.00 mm
Phantom	Validation plane
Device Position	Body back(0mm)
Band	BAND2_WCDMA1900
SURFACE SAR	**VOLUME SAR**

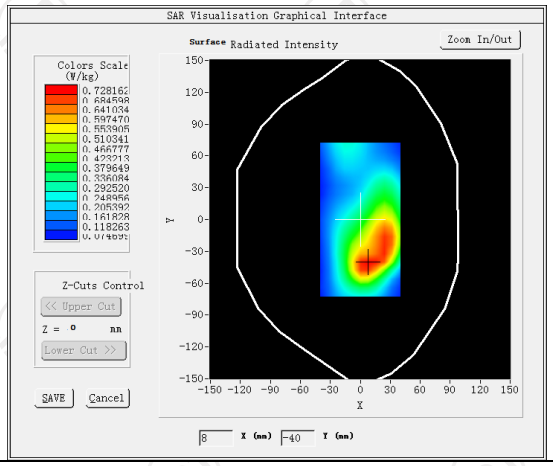

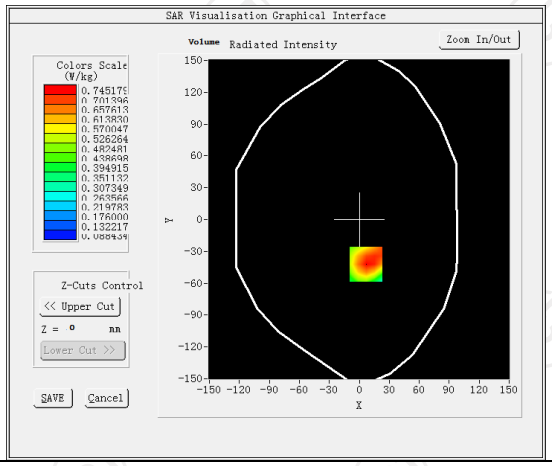

Maximum location: X=7.00, Y=-42.00 SAR Peak: 1.17 W/kg	
SAR 10g (W/Kg)	0.427545
SAR 1g (W/Kg)	0.635636

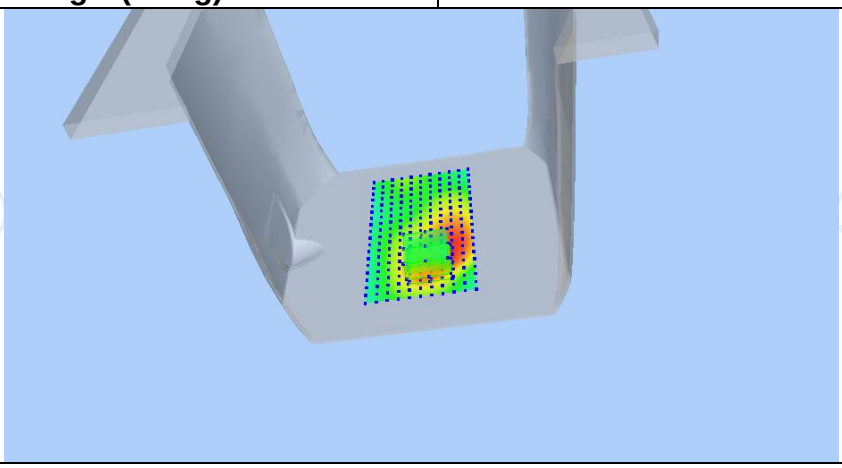

Z (mm)	0.00	4.00	9.00	14.00	19.00
SAR (W/Kg)	1.1433	0.7452	0.4320	0.2592	0.1685

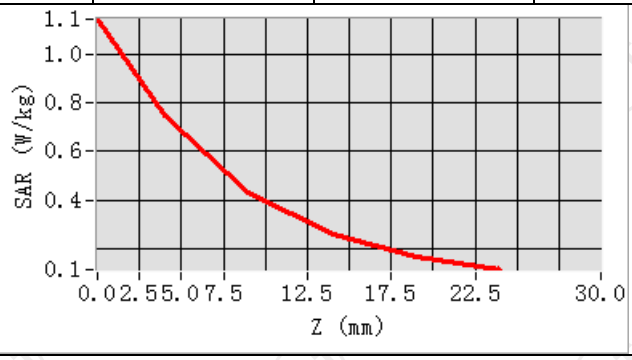

Hot spot position

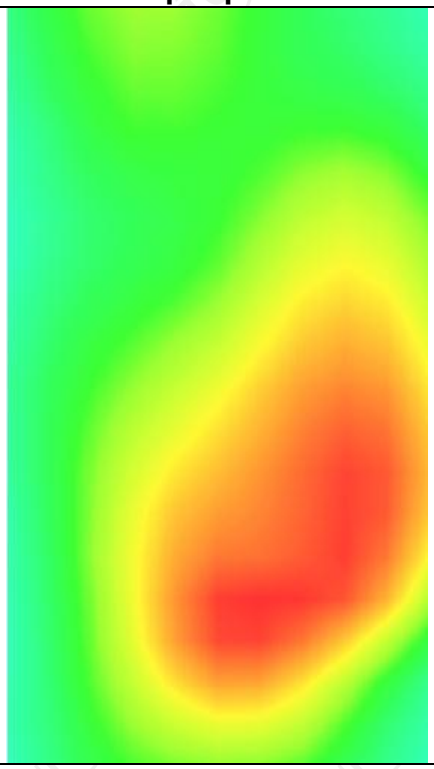

MEASUREMENT 3	
Hight Band SAR (Channel 9538):	Date: 11/18/2022
Frequency (MHz)	1907.600000
Relative permittivity (real part)	53.291337
Relative permittivity (imaginary part)	14.232400
Conductivity (S/m)	1.526736
Variation (%)	0.450000
Crest Factor	1.0
Probe Conversion factor	2.23
E-Field Probe:	SSE2 (SN 25/22 EPGO375)
Area Scan	dx=8mm dy=8mm, h= 5.00 mm
ZoomScan	5x5x7,dx=8mm dy=8mm dz=5mm,Complete/ndx=8mm dy=8mm, h= 5.00 mm
Phantom	Validation plane
Device Position	Body bottom(0mm)
Band	BAND2_WCDMA1900(hotspot)
SURFACE SAR	**VOLUME SAR**
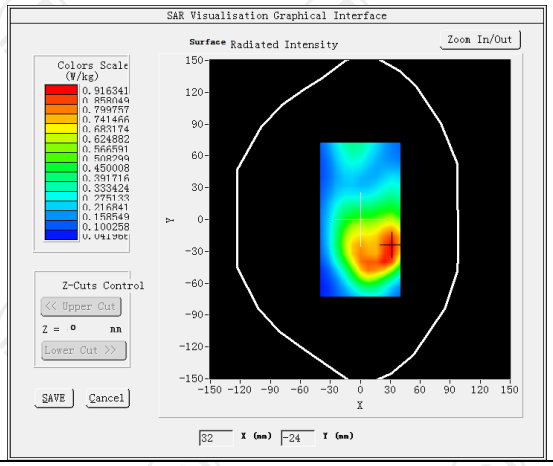	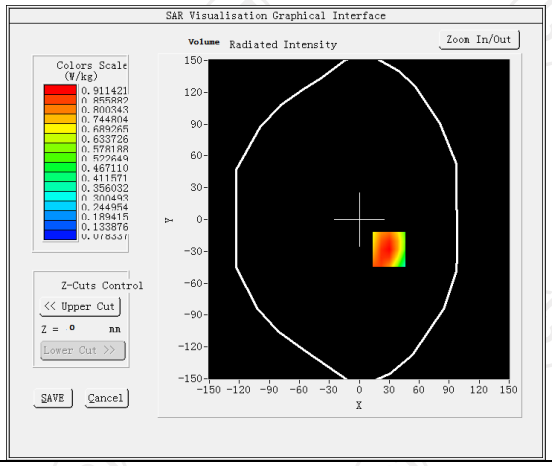
Maximum location: X=30.00, Y=-28.00 SAR Peak: 1.40 W/kg	
SAR 10g (W/Kg)	0.539711
SAR 1g (W/Kg)	0.678114

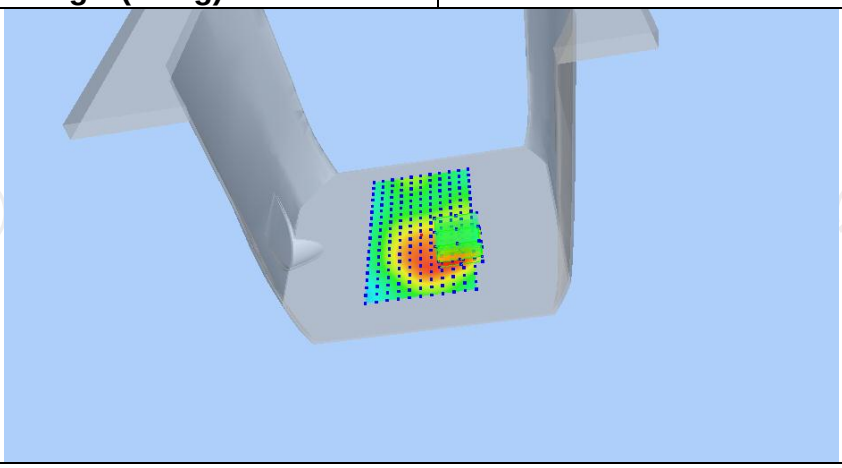

Z (mm)	0.00	4.00	9.00	14.00	19.00
SAR (W/Kg)	1.3715	0.9114	0.5388	0.3236	0.2034

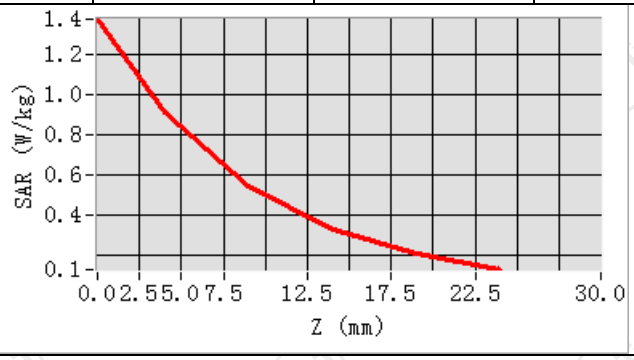

Hot spot position

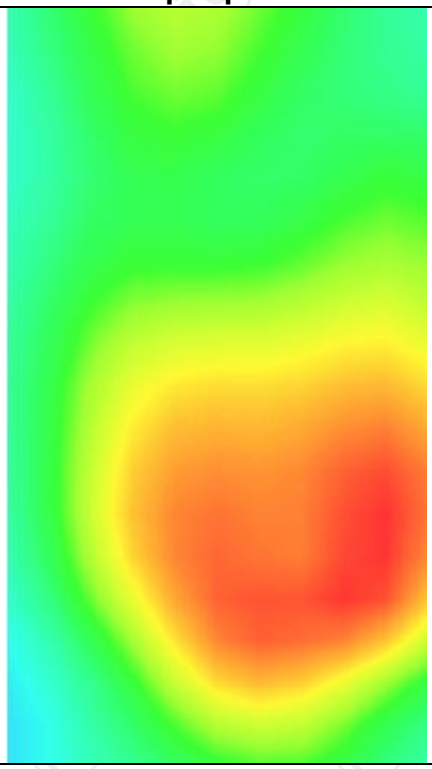

Hotline: 400-6611-140 Tel: 86-755-27673339 Fax: 86-755-27673332 http://www.tct-lab.com

WCDMA Band IV -2

MEASUREMENT 1	
Middle Band SAR (Channel 1450):	Date: 11/15/2022
Frequency (MHz)	1740.000000
Relative permittivity (real part)	53.342521
Relative permittivity (imaginary part)	14.225400
Conductivity (S/m)	1.492530
Variation (%)	2.350000
Crest Factor	1.0
Probe Conversion factor	2.16
E-Field Probe:	SSE2 (SN 25/22 EPGO375)
Area Scan	dx=8mm dy=8mm, h= 5.00 mm
ZoomScan	5x5x7,dx=8mm dy=8mm dz=5mm,Complete/ndx=8mm dy=8mm, h= 5.00 mm
Phantom	Validation plane
Device Position	Body front(0mm)
Band	BAND4 WCDMA1700
SURFACE SAR	**VOLUME SAR**
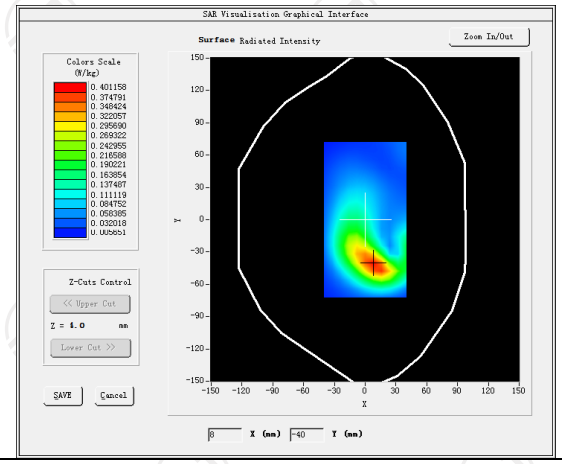	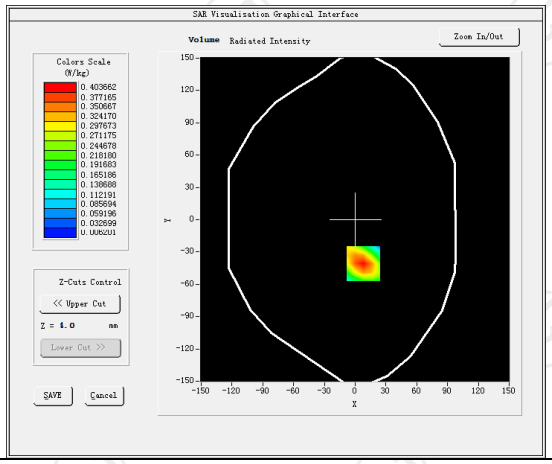
Maximum location: X=8.00, Y=-41.00 SAR Peak: 0.60 W/kg	
SAR 10g (W/Kg)	0.215418
SAR 1g (W/Kg)	0.297408

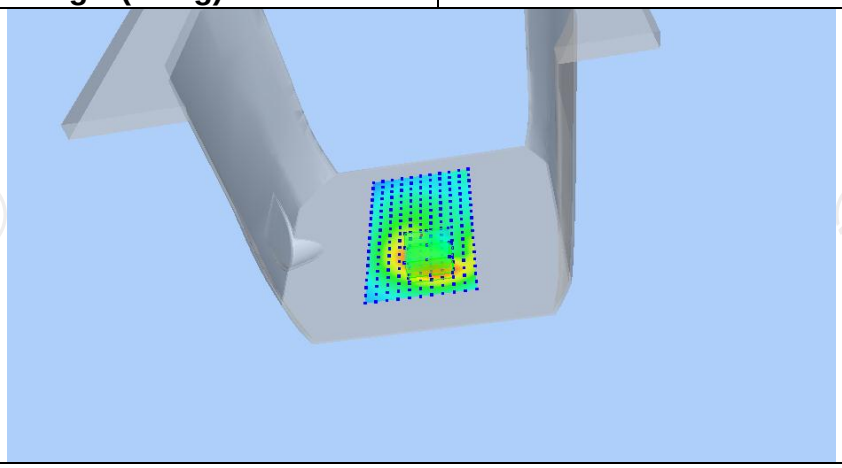

Z (mm)	0.00	4.00	9.00	14.00	19.00
SAR (W/Kg)	0.5985	0.4037	0.2429	0.1473	0.0922

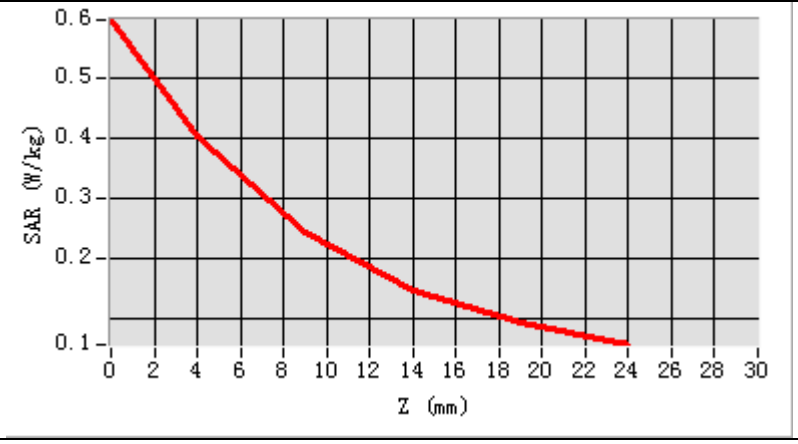

Hot spot position

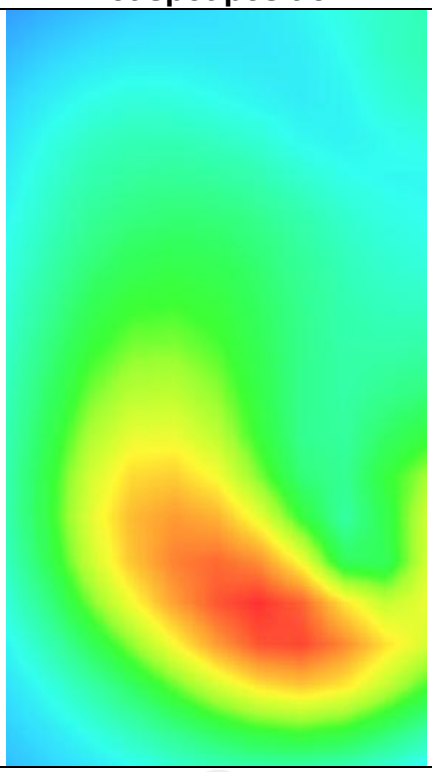

MEASUREMENT 2	
Middle Band SAR (Channel 1450):	Date: 11/15/2022
Frequency (MHz)	1740.000000
Relative permittivity (real part)	53.342521
Relative permittivity (imaginary part)	14.225400
Conductivity (S/m)	1.492530
Variation (%)	0.940000
Crest Factor	1.0
Probe Conversion factor	2.08
E-Field Probe:	SSE2 (SN 25/22 EPGO375)
Area Scan	dx=8mm dy=8mm, h= 5.00 mm
ZoomScan	5x5x7,dx=8mm dy=8mm dz=5mm,Complete/ndx=8mm dy=8mm, h= 5.00 mm
Phantom	Validation plane
Device Position	Body back(0mm)
Band	BAND4 WCDMA1700
SURFACE SAR	**VOLUME SAR**
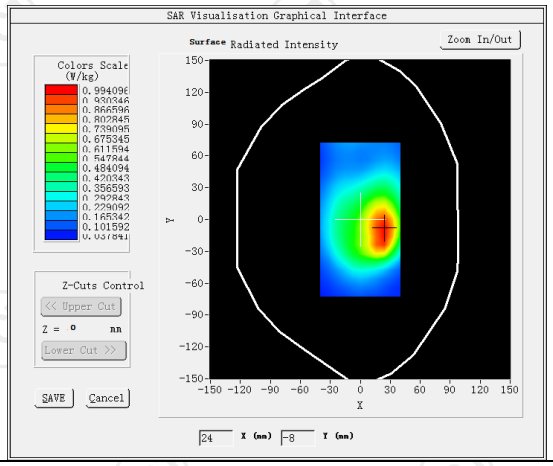	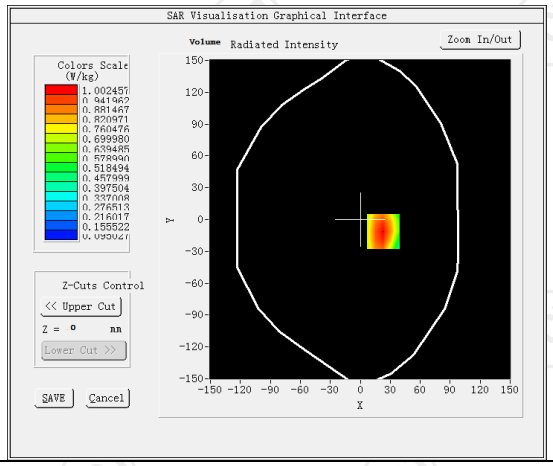
Maximum location: X=23.00, Y=-11.00 SAR Peak: 1.49 W/kg	
SAR 10g (W/Kg)	0.959293
SAR 1g (W/Kg)	0.553280
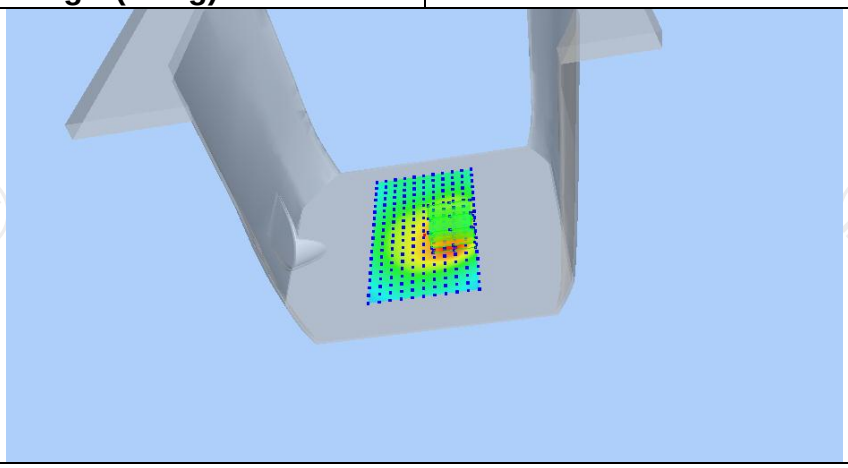	

Z (mm)	0.00	4.00	9.00	14.00	19.00
SAR (W/Kg)	1.4431	1.0025	0.6303	0.4022	0.2654

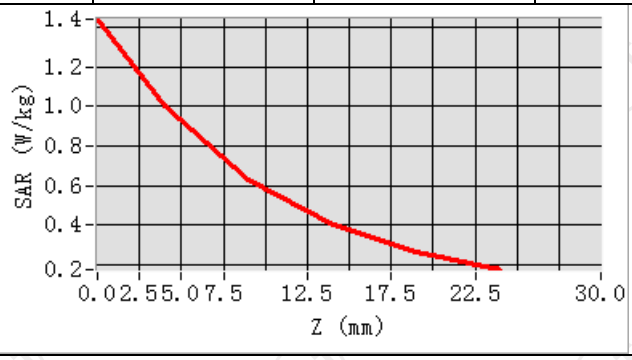

Hot spot position

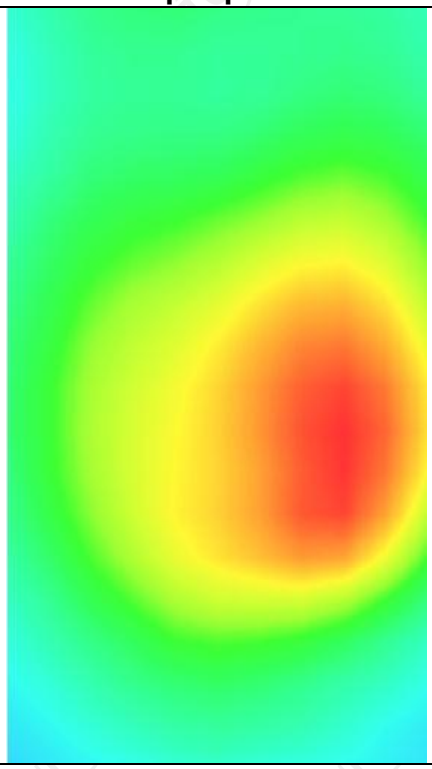

MEASUREMENT 3	
Middle Band SAR (Channel 1450):	Date: 11/15/2022
Frequency (MHz)	1740.000000
Relative permittivity (real part)	53.342521
Relative permittivity (imaginary part)	14.225400
Conductivity (S/m)	1.492530
Variation (%)	-3.480000
Crest Factor	1.0
Probe Conversion factor	2.08
E-Field Probe:	SSE2 (SN 25/22 EPGO375)
Area Scan	dx=8mm dy=8mm, h= 5.00 mm
ZoomScan	5x5x7,dx=8mm dy=8mm dz=5mm,Complete/ndx=8mm dy=8mm, h= 5.00 mm
Phantom	Validation plane
Device Position	Body back(hotspot 0mm)
Band	BAND4 WCDMA1700
SURFACE SAR	**VOLUME SAR**

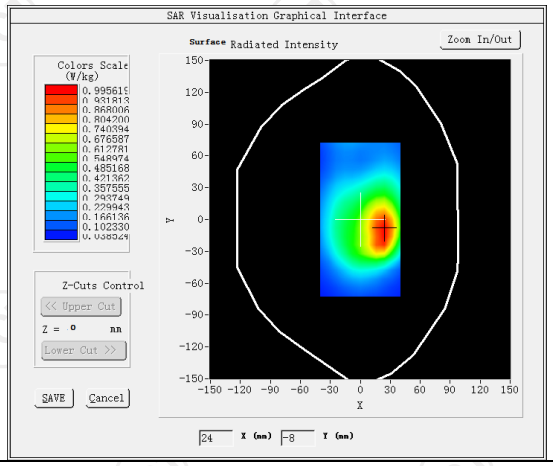

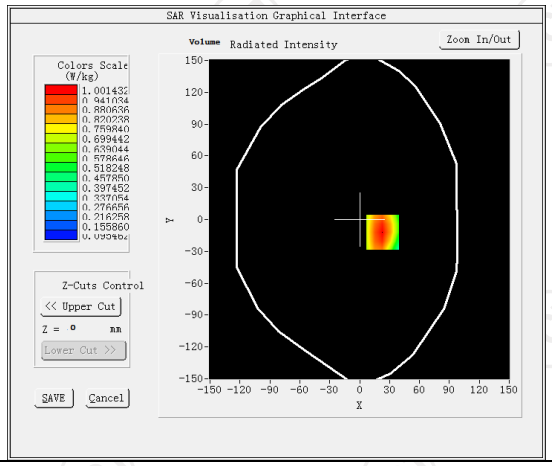

Maximum location: X=23.00, Y=-12.00 SAR Peak: 1.47 W/kg	
SAR 10g (W/Kg)	0.966340
SAR 1g (W/Kg)	0.580315

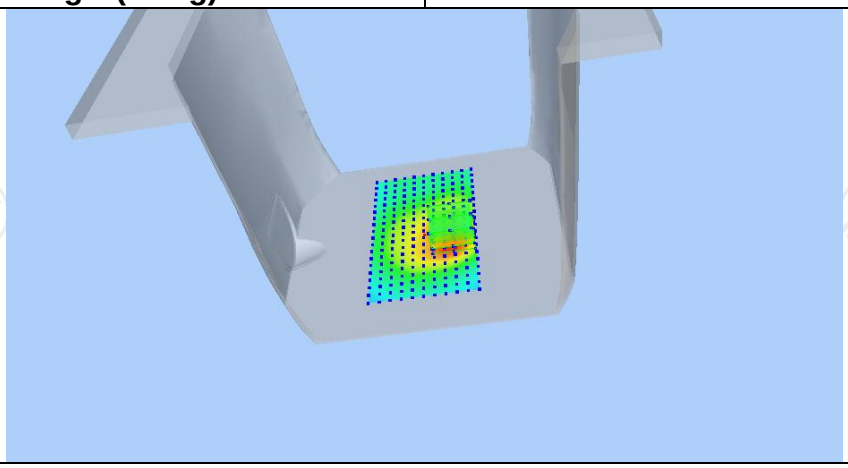

Z (mm)	0.00	4.00	9.00	14.00	19.00
SAR (W/Kg)	1.4443	1.0014	0.6274	0.3981	0.2605

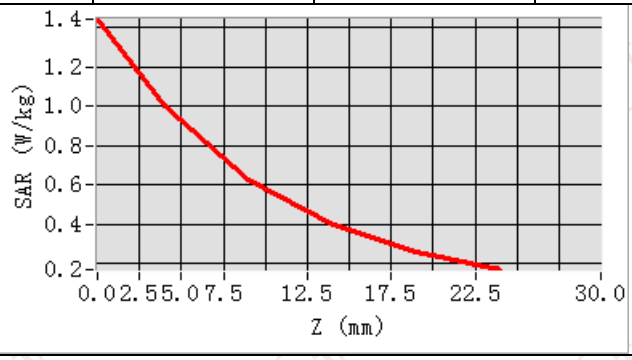

Hot spot position

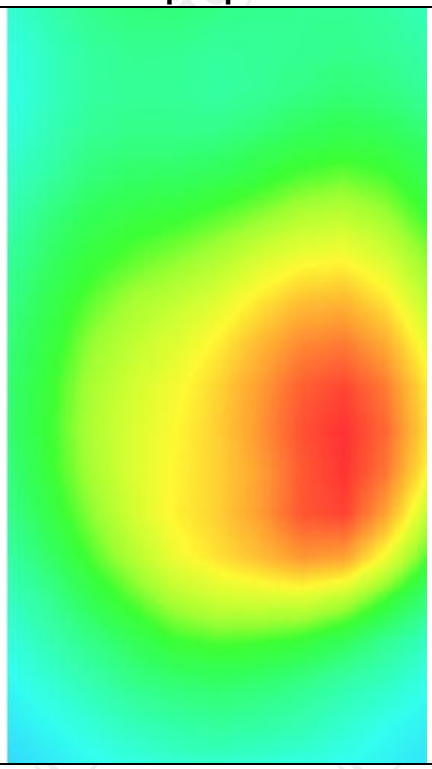

WCDMA Band V -2

MEASUREMENT 1	
Middle Band SAR (Channel 4182):	Date: 11/11/2022
Frequency (MHz)	836.400000
Relative permittivity (real part)	55.262927
Relative permittivity (imaginary part)	21.378266
Conductivity (S/m)	0.931230
Variation (%)	2.430000
Crest Factor:	1.0
Probe Conversion factor	1.86
E-Field Probe:	SSE2 (SN 25/22 EPGO375)
Area Scan	dx=8mm dy=8mm, h= 5.00 mm
ZoomScan	5x5x7,dx=8mm dy=8mm dz=5mm,Complete/ndx=8mm dy=8mm, h= 5.00 mm
Phantom	Validation plane
Device Position	Body front(0mm)
Band	BAND5_WCDMA850
SURFACE SAR	**VOLUME SAR**

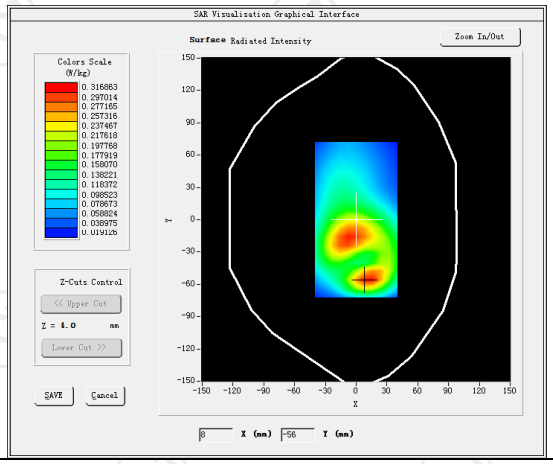

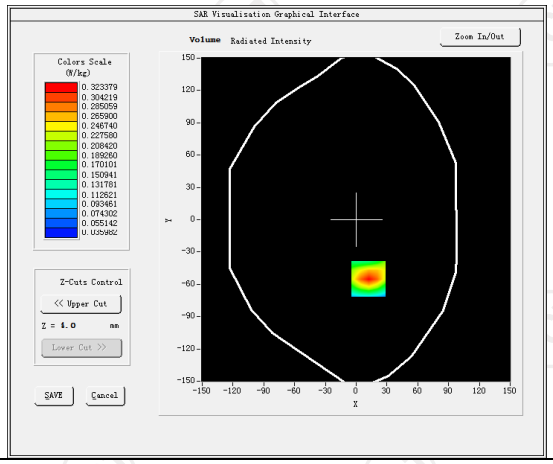

Maximum location: X=11.00, Y=-50.00 SAR Peak: 0.23 W/kg	
SAR 10g (W/Kg)	0.089898
SAR 1g (W/Kg)	0.137819

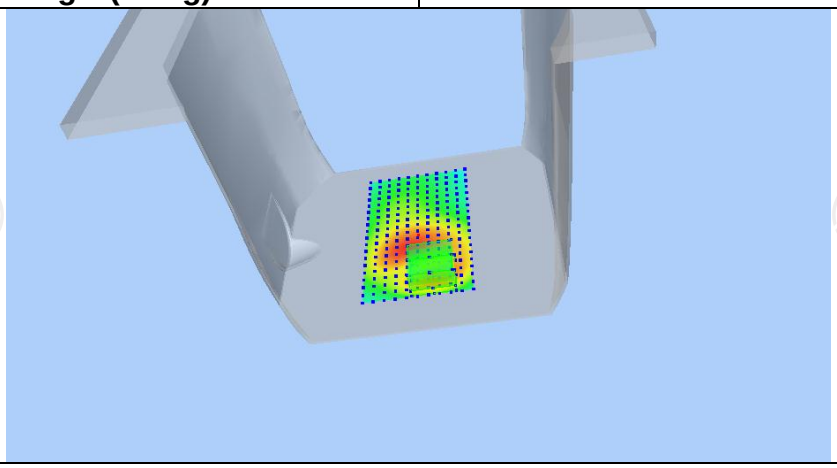

Z (mm)	0.00	4.00	9.00	14.00	19.00
SAR (W/Kg)	0.2246	0.1549	0.0969	0.0622	0.0419

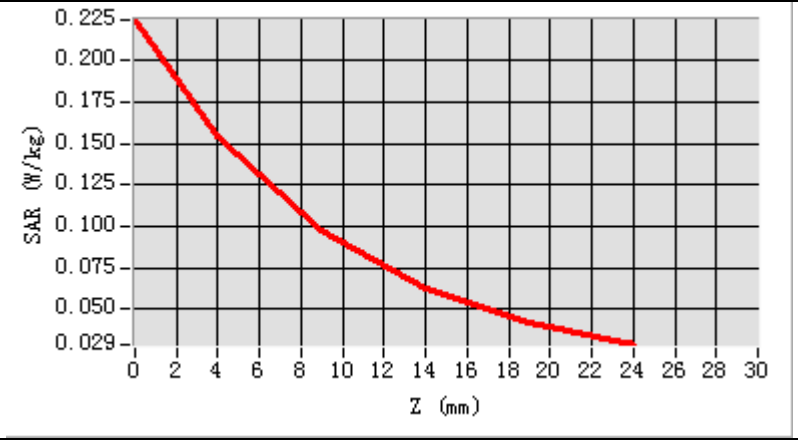

Hot spot position

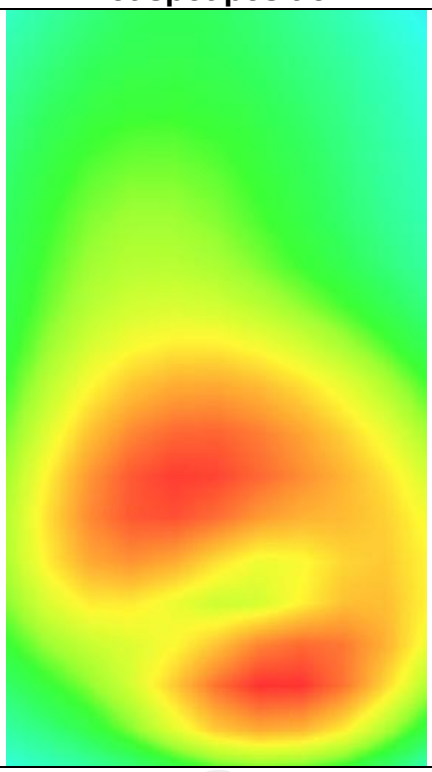

MEASUREMENT 2	
Middle Band SAR (Channel 4182):	Date: 11/11/2022
Frequency (MHz)	836.400000
Relative permittivity (real part)	55.262927
Relative permittivity (imaginary part)	21.378266
Conductivity (S/m)	0.931230
Variation (%)	-1.050000
Crest Factor:	1.0
Probe Conversion factor	1.80
E-Field Probe:	SSE2 (SN 25/22 EPGO375)
Area Scan	dx=8mm dy=8mm, h= 5.00 mm
ZoomScan	5x5x7,dx=8mm dy=8mm dz=5mm,Complete/ndx=8mm dy=8mm, h= 5.00 mm
Phantom	Validation plane
Device Position	Body back(0mm)
Band	BAND5_WCDMA850
SURFACE SAR	**VOLUME SAR**

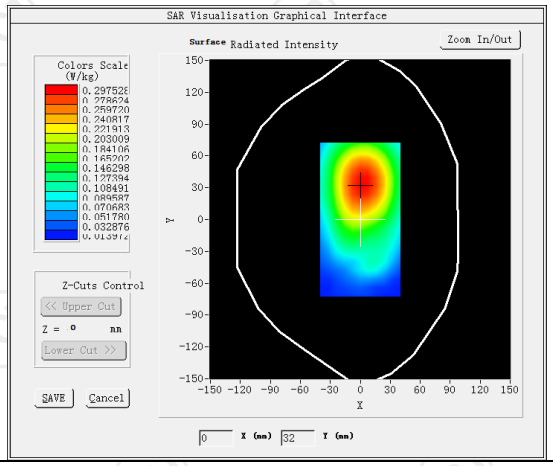

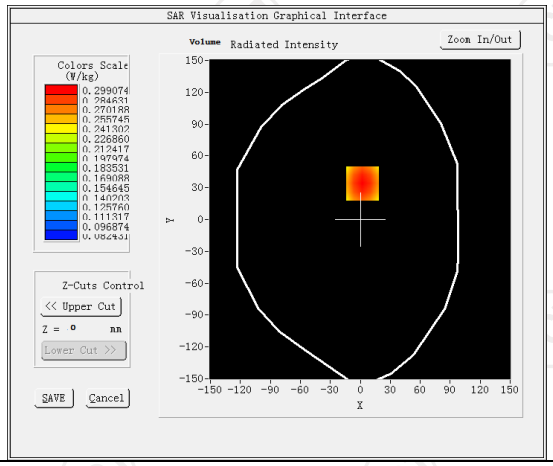

Maximum location: X=2.00, Y=34.00 SAR Peak: 0.36 W/kg	
SAR 10g (W/Kg)	0.215883
SAR 1g (W/Kg)	0.288859

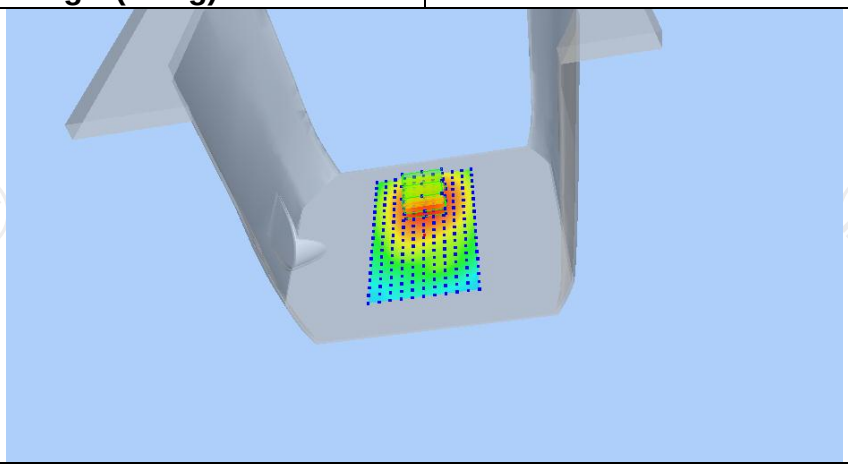

Z (mm)	0.00	4.00	9.00	14.00	19.00
SAR (W/Kg)	0.3635	0.2991	0.2334	0.1820	0.1416

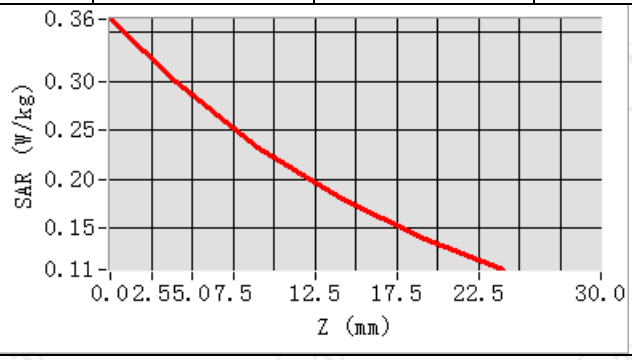

Hot spot position

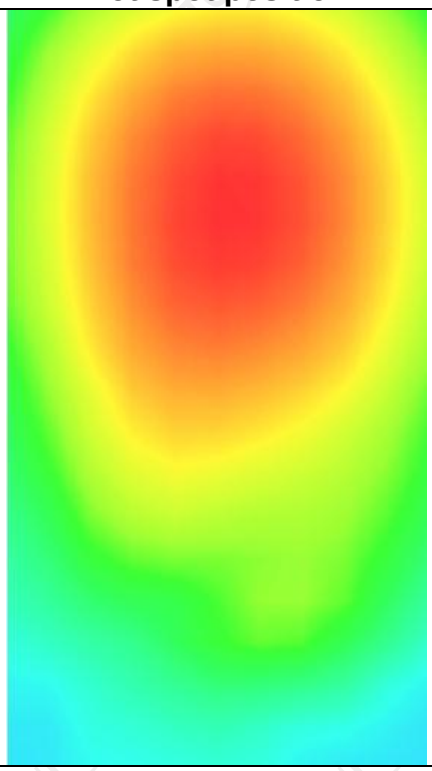

MEASUREMENT 3	
Middle Band SAR (Channel 4182):	Date: 11/11/2022
Frequency (MHz)	836.400000
Relative permittivity (real part)	55.262927
Relative permittivity (imaginary part)	21.378266
Conductivity (S/m)	0.931230
Variation (%)	0.120000
Crest Factor:	1.0
Probe Conversion factor	1.80
E-Field Probe:	SSE2 (SN 25/22 EPGO375)
Area Scan	dx=8mm dy=8mm, h= 5.00 mm
ZoomScan	5x5x7,dx=8mm dy=8mm dz=5mm,Complete/ndx=8mm dy=8mm, h= 5.00 mm
Phantom	Validation plane
Device Position	Body back(0mm)
Band	BAND5_WCDMA850(hotspot)
SURFACE SAR	**VOLUME SAR**
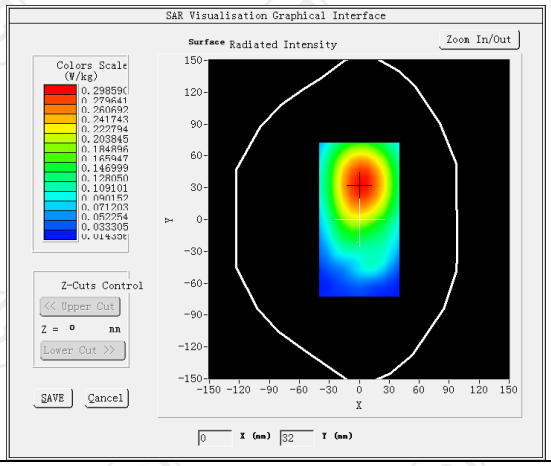	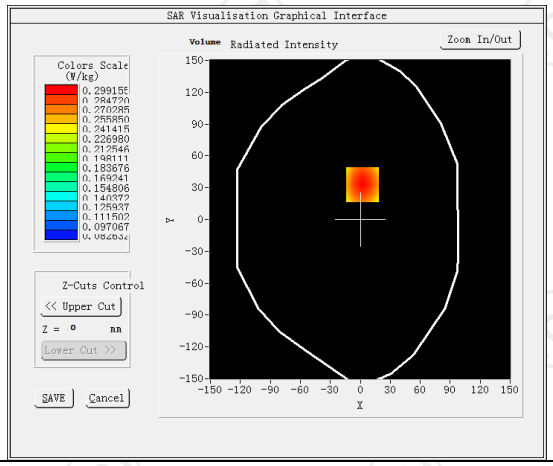
Maximum location: X=2.00, Y=33.00 SAR Peak: 0.36 W/kg	
SAR 10g (W/Kg)	0.215973
SAR 1g (W/Kg)	0.298986

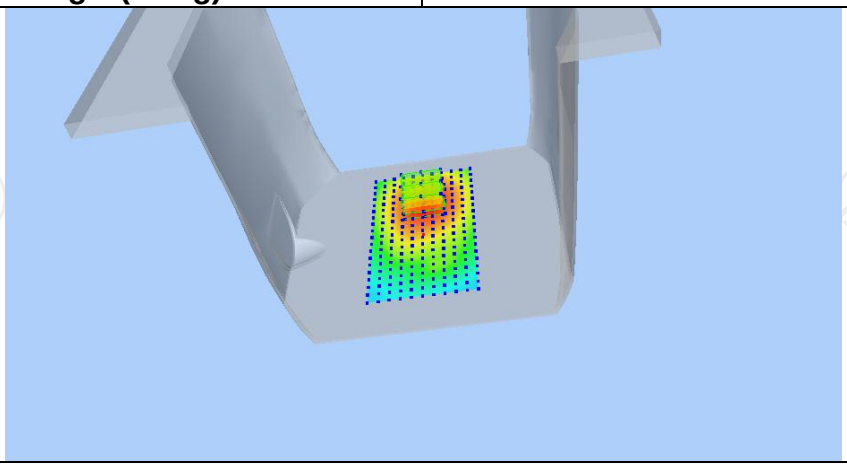

Z (mm)	0.00	4.00	9.00	14.00	19.00
SAR (W/Kg)	0.3633	0.2992	0.2337	0.1822	0.1416

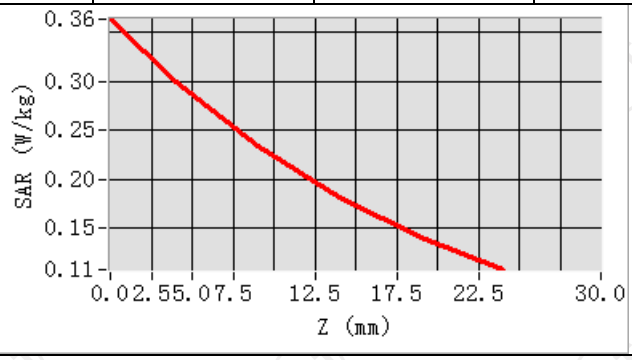

Hot spot position

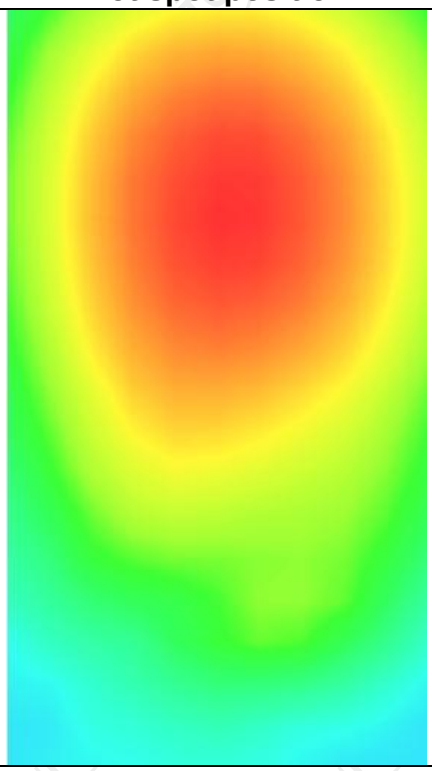

LTE Band 2 -2

MEASUREMENT 1	
Hight Band SAR (Channel 19100):	Date: 11/18/2022
Frequency (MHz)	1900.000000
Relative permittivity (real part)	53.291337
Relative permittivity (imaginary part)	14.232400
Conductivity (S/m)	1.531736
Variation (%)	-2.390000
Crest Factor	1.0
Probe Conversion factor	2.23
E-Field Probe:	SSE2 (SN 25/22 EPGO375)
Area Scan	dx=8mm dy=8mm, h= 5.00 mm
ZoomScan	5x5x7,dx=8mm dy=8mm dz=5mm,Complete/ndx=8mm dy=8mm, h= 5.00 mm
Phantom	Validation plane
Device Position	Body front(0mm)
Band	LTE band 2 (1 RB#0)
SURFACE SAR	**VOLUME SAR**
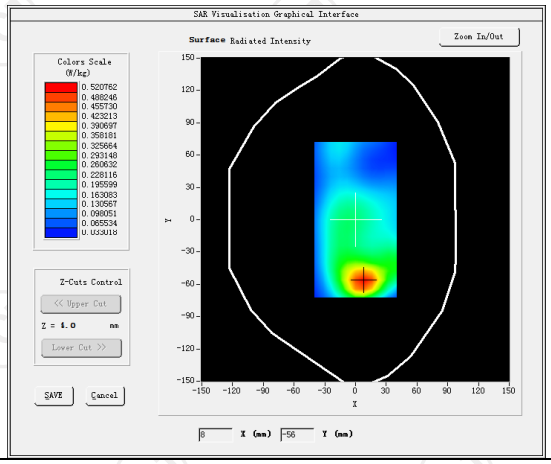	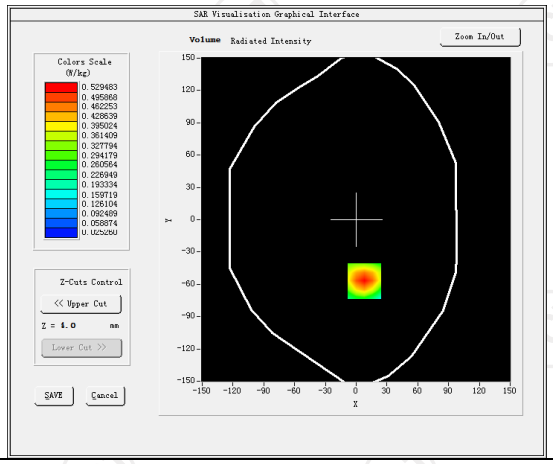
Maximum location: X=18.00, Y=-37.00 SAR Peak: 0.79 W/kg	
SAR 10g (W/Kg)	0.285447
SAR 1g (W/Kg)	0.317064

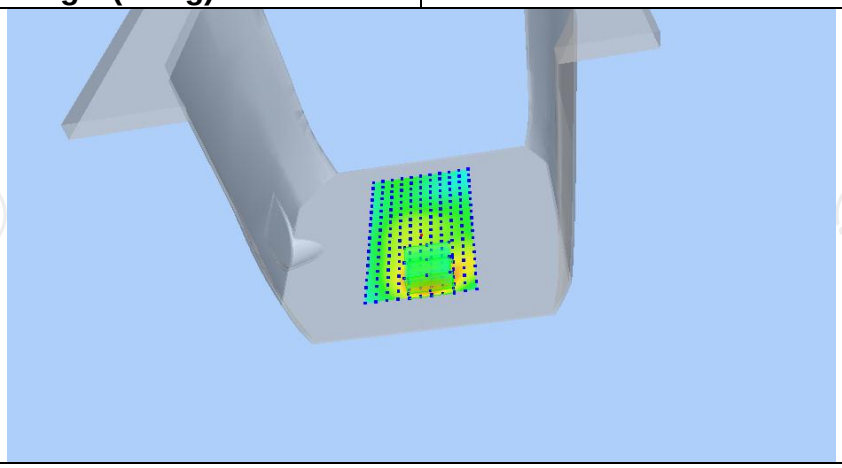

Z (mm)	0.00	4.00	9.00	14.00	19.00
SAR (W/Kg)	0.7921	0.5295	0.3141	0.1871	0.1145

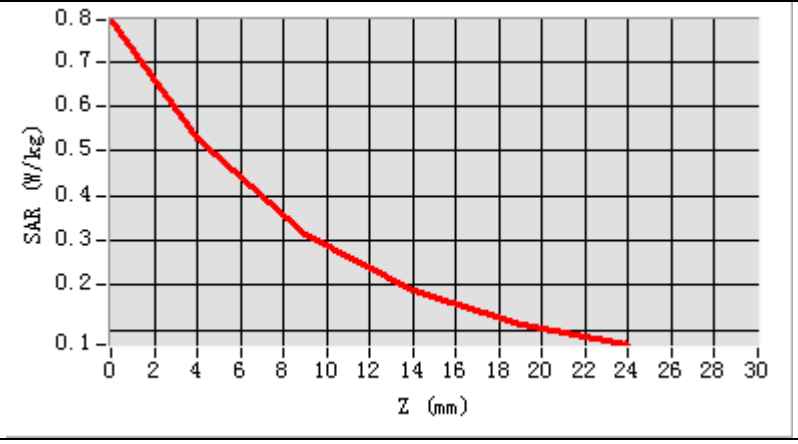

Hot spot position



MEASUREMENT 2	
Hight Band SAR (Channel 19100):	Date: 11/18/2022
Frequency (MHz)	1900.000000
Relative permittivity (real part)	53.291337
Relative permittivity (imaginary part)	14.232400
Conductivity (S/m)	1.531736
Variation (%)	2.140000
Crest Factor	1.0
Probe Conversion factor	2.23
E-Field Probe:	SSE2 (SN 25/22 EPGO375)
Area Scan	dx=8mm dy=8mm, h= 5.00 mm
ZoomScan	5x5x7,dx=8mm dy=8mm dz=5mm,Complete/ndx=8mm dy=8mm, h= 5.00 mm
Phantom	Validation plane
Device Position	Body back(0mm)
Band	LTE band 2 (1 RB#0)
SURFACE SAR	**VOLUME SAR**
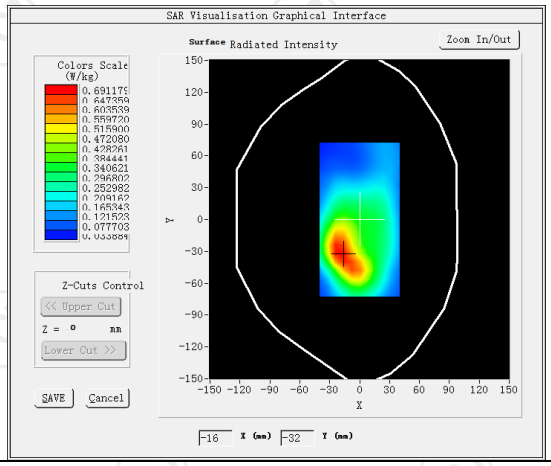	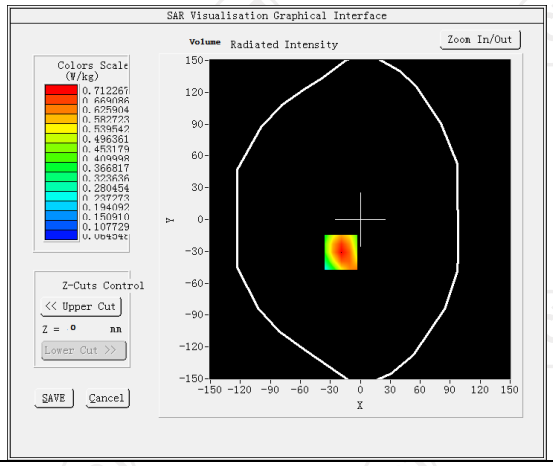
Maximum location: X=-19.00, Y=-31.00 SAR Peak: 1.03 W/kg	
SAR 10g (W/Kg)	0.419555
SAR 1g (W/Kg)	0.615753

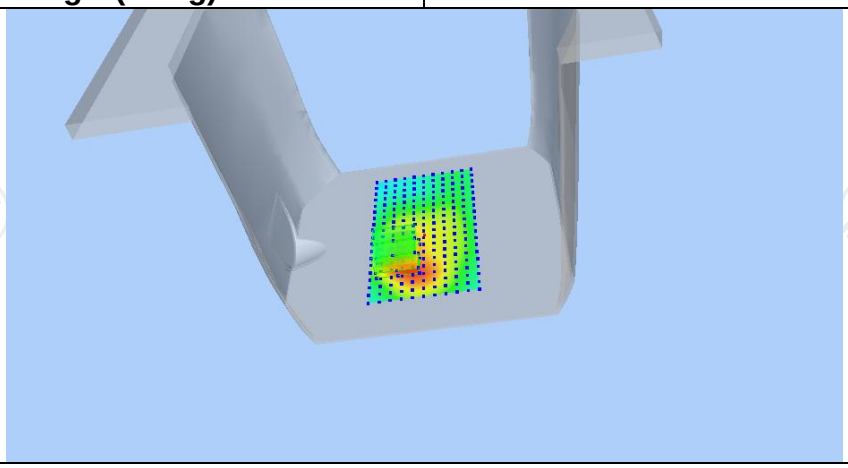

Z (mm)	0.00	4.00	9.00	14.00	19.00
SAR (W/Kg)	1.0317	0.7123	0.4462	0.2867	0.1936

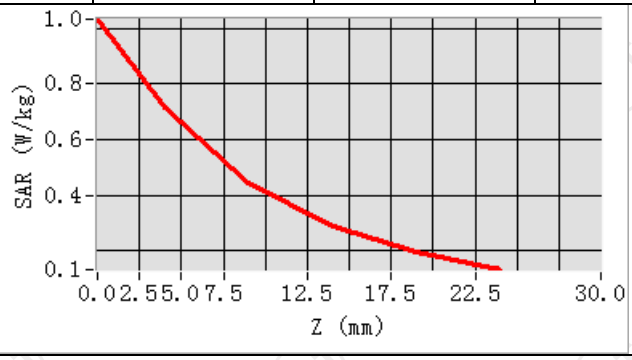

Hot spot position

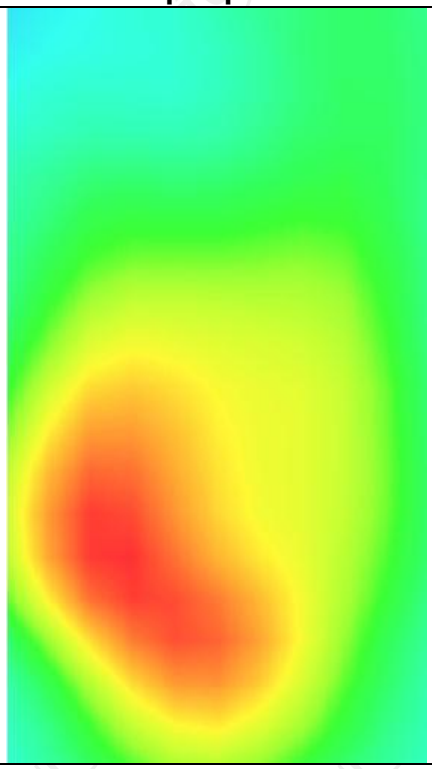

MEASUREMENT 3	
Hight Band SAR (Channel 19100):	Date: 11/18/2022
Frequency (MHz)	1900.000000
Relative permittivity (real part)	53.291337
Relative permittivity (imaginary part)	14.232400
Conductivity (S/m)	1.531736
Variation (%)	-1.310000
Crest Factor	1.0
Probe Conversion factor	2.23
E-Field Probe:	SSE2 (SN 25/22 EPGO375)
Area Scan	dx=8mm dy=8mm, h= 5.00 mm
ZoomScan	5x5x7,dx=8mm dy=8mm dz=5mm,Complete/ndx=8mm dy=8mm, h= 5.00 mm
Phantom	Validation plane
Device Position	Body back(hotspot 0mm)
Band	LTE band 2 (1 RB#0)
SURFACE SAR	**VOLUME SAR**

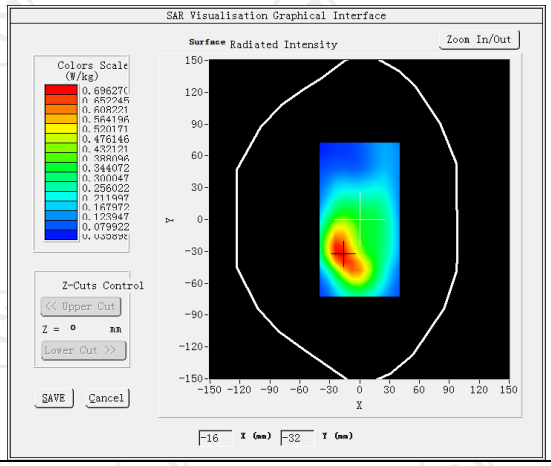

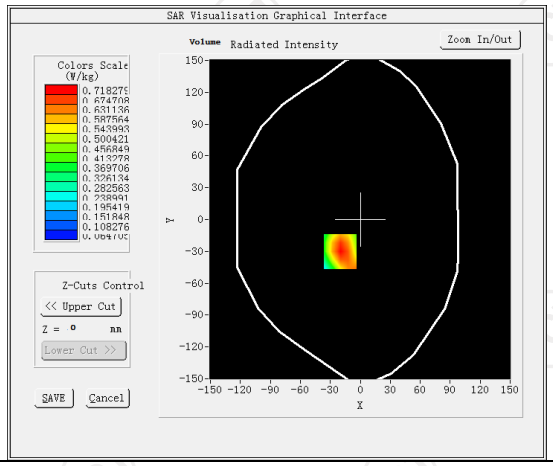

Maximum location: X=-20.00, Y=-30.00 SAR Peak: 1.05 W/kg	
SAR 10g (W/Kg)	0.421095
SAR 1g (W/Kg)	0.651915

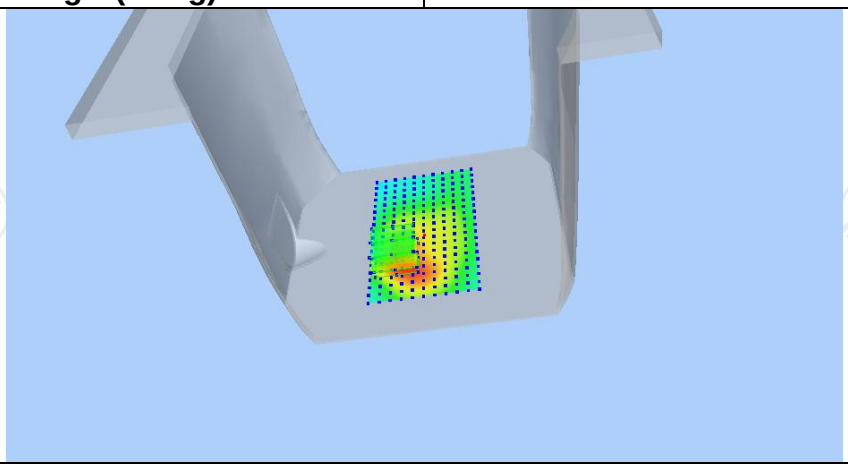

Z (mm)	0.00	4.00	9.00	14.00	19.00
SAR (W/Kg)	1.0434	0.7183	0.4478	0.2857	0.1912

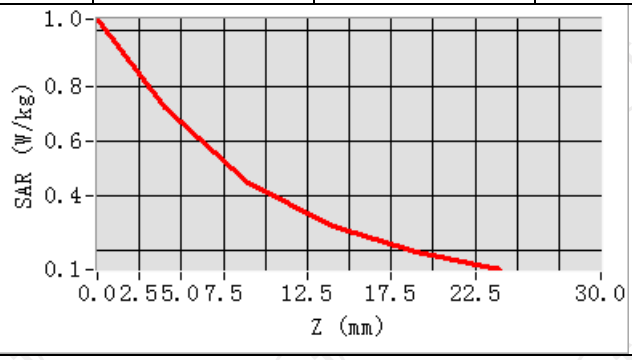

Hot spot position

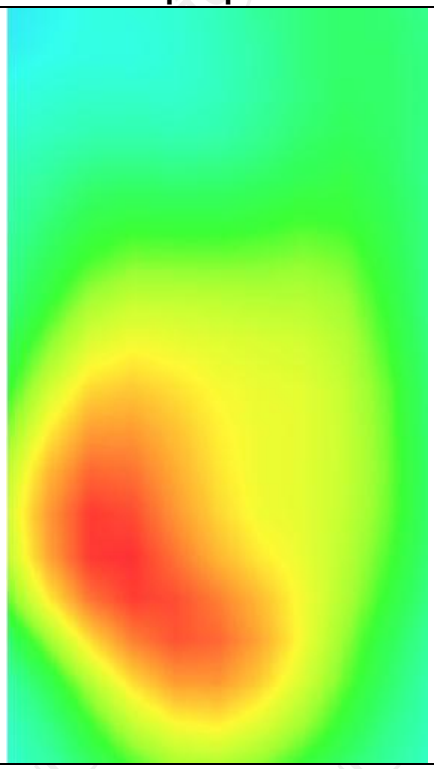

LTE Band 4 -2

MEASUREMENT 1	
Middle Band SAR (Channel 20175):	Date: 11/15/2022
Frequency (MHz)	1732.500000
Relative permittivity (real part)	53.321249
Relative permittivity (imaginary part)	12.468850
Conductivity (S/m)	1.502592
Variation (%)	-1.510000
Crest Factor	1.0
Probe Conversion factor	2.08
E-Field Probe:	SSE2 (SN 25/22 EPGO375)
Area Scan	dx=8mm dy=8mm, h= 5.00 mm
ZoomScan	5x5x7,dx=8mm dy=8mm dz=5mm,Complete/ndx=8mm dy=8mm, h= 5.00 mm
Phantom	Validation plane
Device Position	Body front(0mm)
Band	LTE band 4(1 RB#49)
SURFACE SAR	**VOLUME SAR**

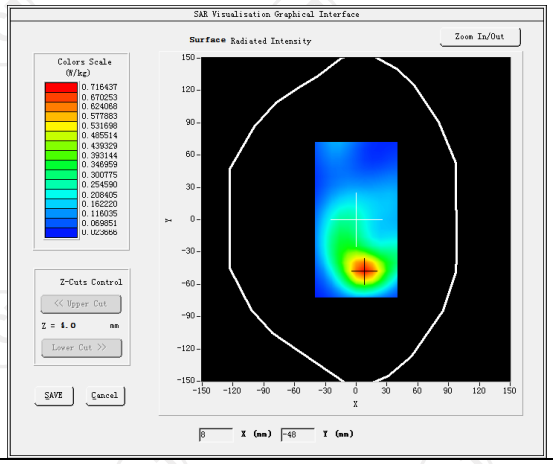

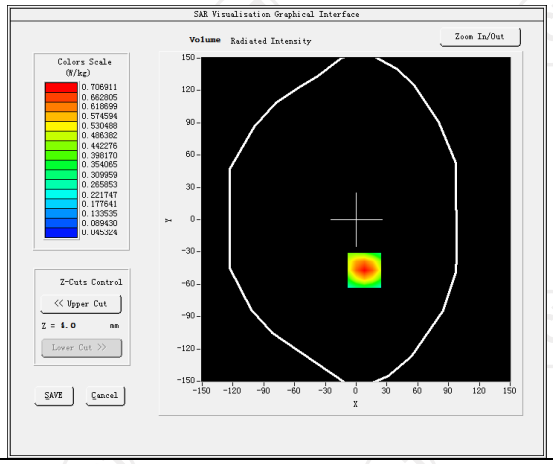

Maximum location: X=8.00, Y=-47.00 SAR Peak: 1.01 W/kg	
SAR 10g (W/Kg)	0.390679
SAR 1g (W/Kg)	0.303149

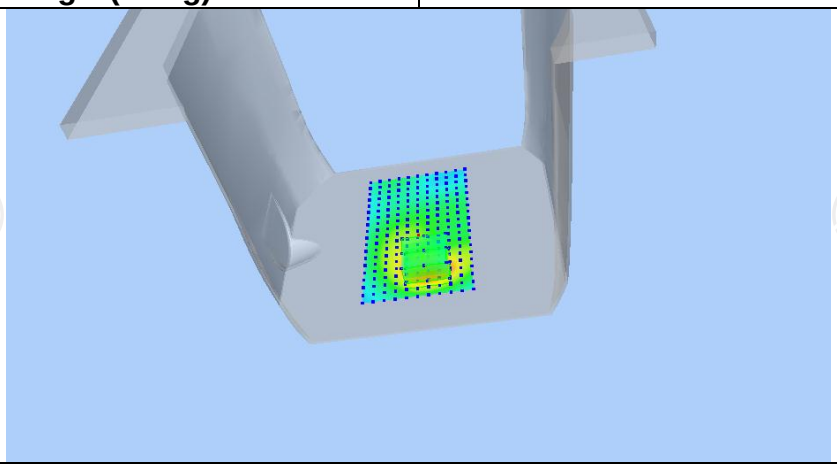

Z (mm)	0.00	4.00	9.00	14.00	19.00
SAR (W/Kg)	1.0069	0.7071	0.4460	0.2820	0.1710

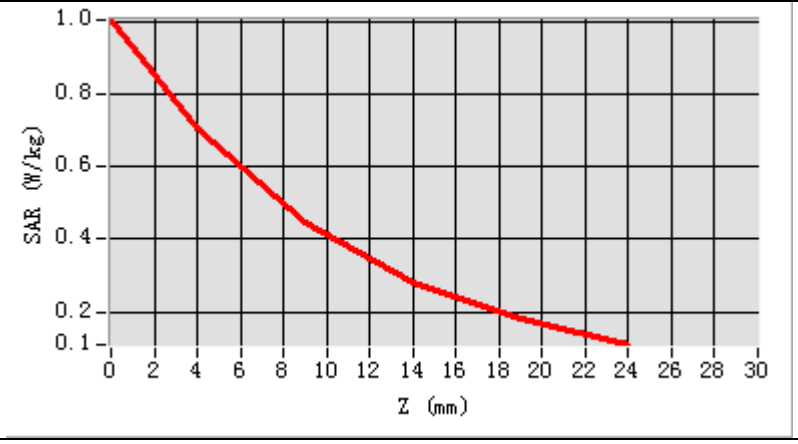

Hot spot position

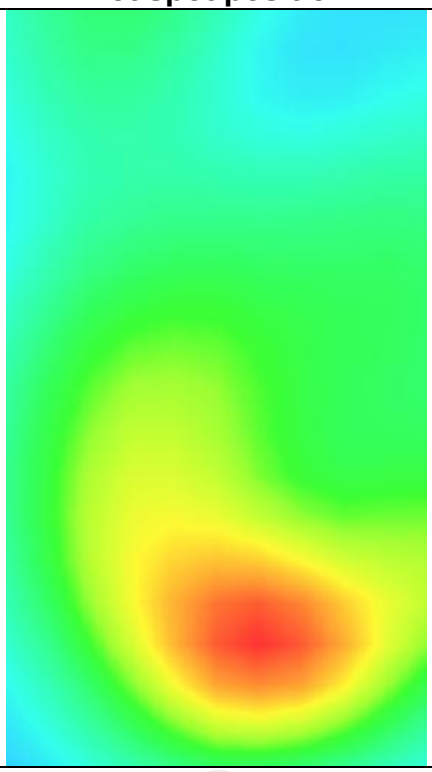

MEASUREMENT 2	
Middle Band SAR (Channel 20175):	Date: 11/15/2022
Frequency (MHz)	1732.500000
Relative permittivity (real part)	53.321249
Relative permittivity (imaginary part)	12.468850
Conductivity (S/m)	1.502592
Variation (%)	-1.510000
Crest Factor	1.0
Probe Conversion factor	2.08
E-Field Probe:	SSE2 (SN 25/22 EPGO375)
Area Scan	dx=8mm dy=8mm, h= 5.00 mm
ZoomScan	5x5x7,dx=8mm dy=8mm dz=5mm,Complete/ndx=8mm dy=8mm, h= 5.00 mm
Phantom	Validation plane
Device Position	Body back(0mm)
Band	LTE band 4(1 RB#49)
SURFACE SAR	**VOLUME SAR**

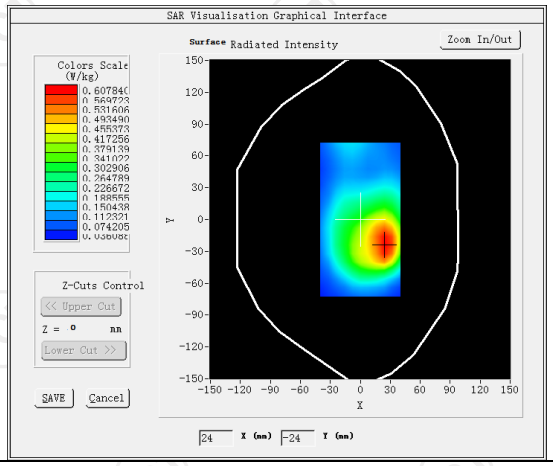

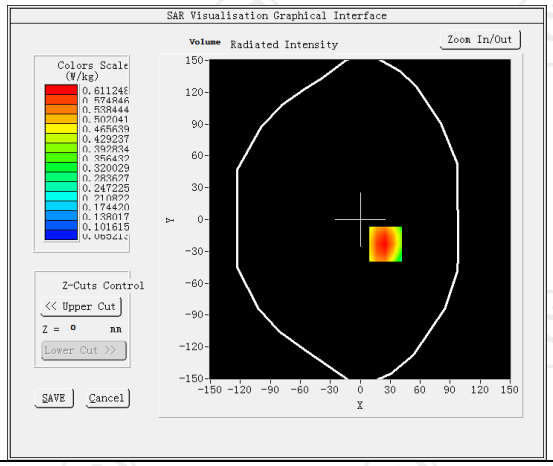

Maximum location: X=25.00, Y=-23.00 SAR Peak: 0.88 W/kg	
SAR 10g (W/Kg)	0.378218
SAR 1g (W/Kg)	0.596504

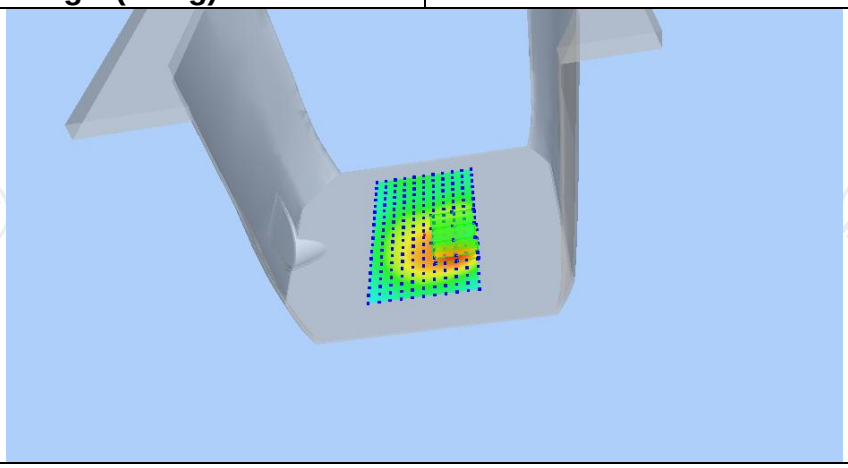

Z (mm)	0.00	4.00	9.00	14.00	19.00
SAR (W/Kg)	0.8674	0.6112	0.3918	0.2546	0.1703

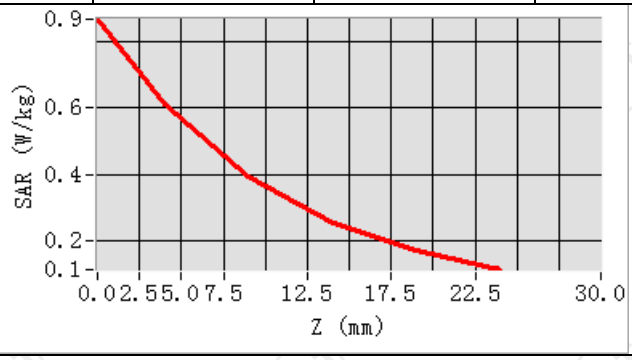

Hot spot position

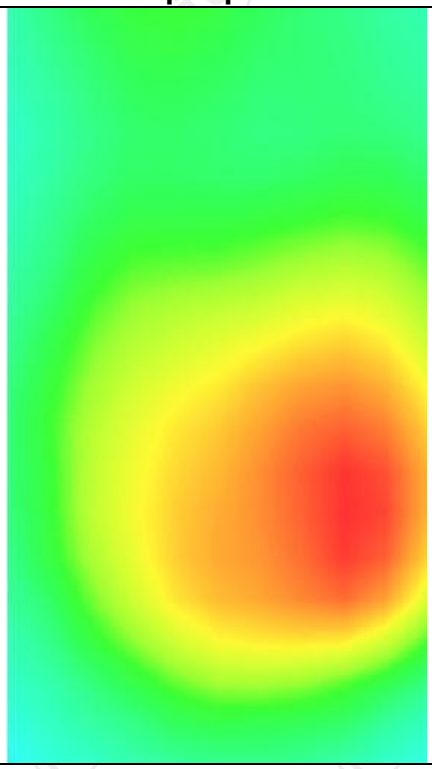

MEASUREMENT 3

Middle Band SAR (Channel 20175): Date: 11/15/2022

Frequency (MHz)	1732.500000
Relative permittivity (real part)	53.321249
Relative permittivity (imaginary part)	12.468850
Conductivity (S/m)	1.502592
Variation (%)	2.310000
Crest Factor	1.0
Probe Conversion factor	2.08
E-Field Probe:	SSE2 (SN 25/22 EPGO375)
Area Scan	dx=8mm dy=8mm, h= 5.00 mm
ZoomScan	5x5x7,dx=8mm dy=8mm dz=5mm,Complete/ndx=8mm dy=8mm, h= 5.00 mm
Phantom	Validation plane
Device Position	Body back(hotspot 0mm)
Band	LTE band 4(1 RB#49)

SURFACE SAR

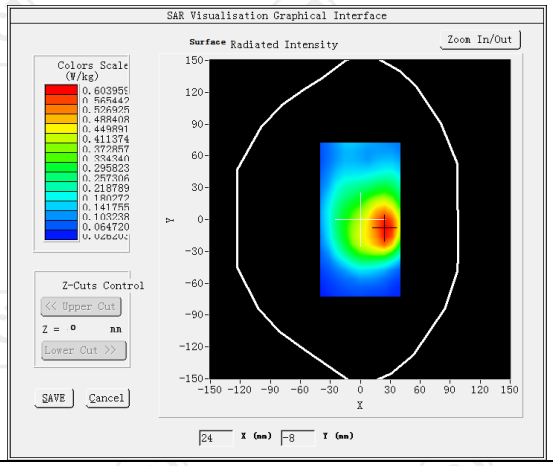

VOLUME SAR

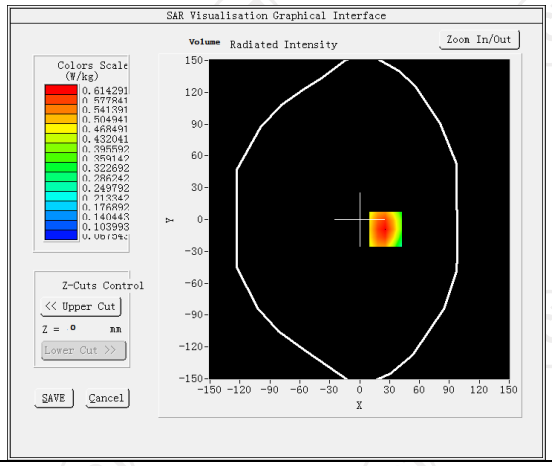

Maximum location: X=26.00, Y=-9.00 SAR Peak: 0.89 W/kg

SAR 10g (W/Kg)	0.378710
SAR 1g (W/Kg)	0.619713

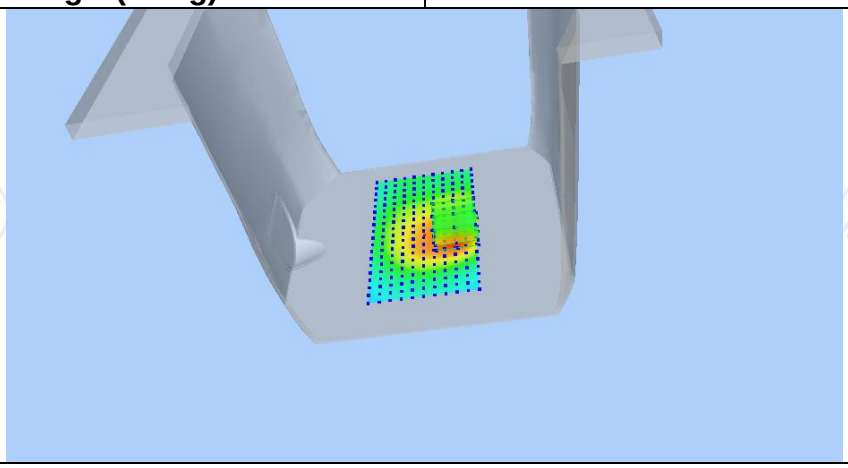

Z (mm)	0.00	4.00	9.00	14.00	19.00
SAR (W/Kg)	0.8796	0.6143	0.3898	0.2521	0.1693

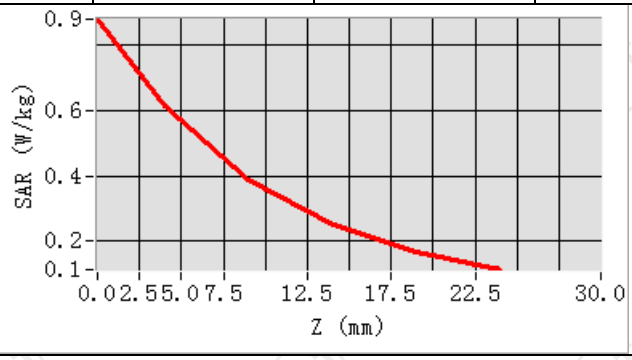

Hot spot position

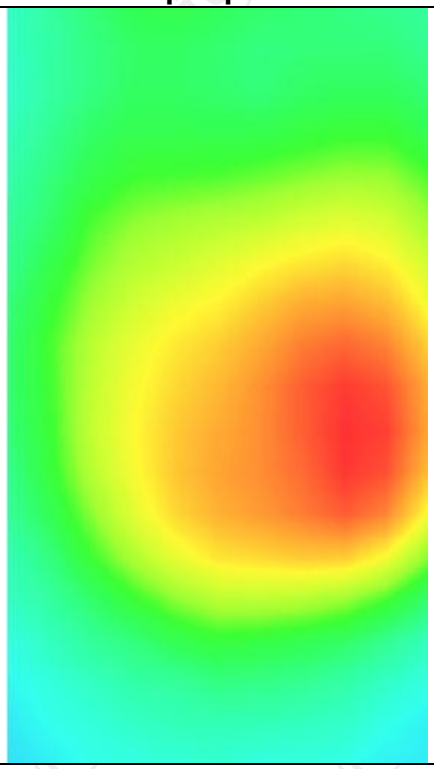

LTE Band 5 -2

MEASUREMENT 1	
Lower Band SAR (Channel 20450):	Date: 11./11/2022
Frequency (MHz)	829.000000
Relative permittivity (real part)	55.260832
Relative permittivity (imaginary part)	12.468860
Conductivity (S/m)	0.934272
Variation (%)	-0.360000
Crest Factor	1.0
Probe Conversion factor	1.80
E-Field Probe:	SSE2 (SN 25/22 EPGO375)
Area Scan	dx=8mm dy=8mm, h= 5.00 mm
ZoomScan	5x5x7,dx=8mm dy=8mm dz=5mm,Complete/ndx=8mm dy=8mm, h= 5.00 mm
Phantom	Validation plane
Device Position	Body front(0mm)
Band	LTE band 5(1 RB#0)
SURFACE SAR	**VOLUME SAR**

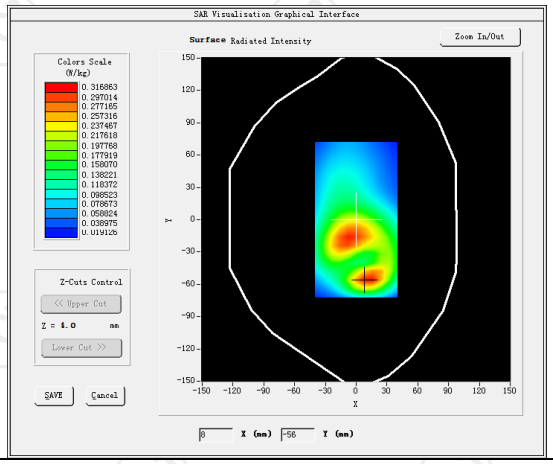

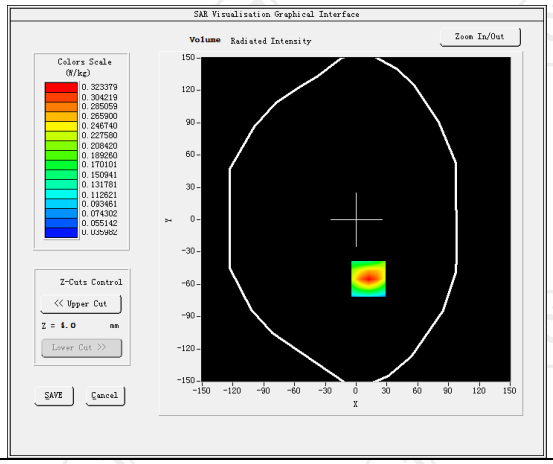

Maximum location: X=12.00, Y=-55.00 SAR Peak: 0.45 W/kg	
SAR 10g (W/Kg)	0.182644
SAR 1g (W/Kg)	0.103078

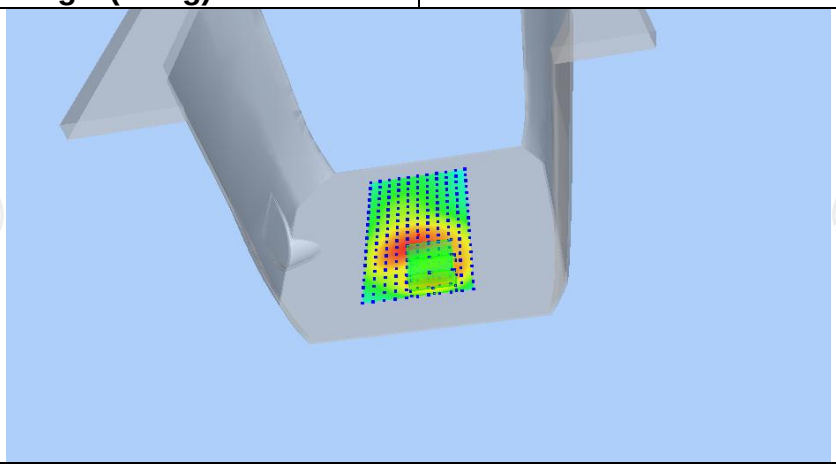

Z (mm)	0.00	4.00	9.00	14.00	19.00
SAR (W/Kg)	0.4495	0.3234	0.2137	0.1437	0.0997

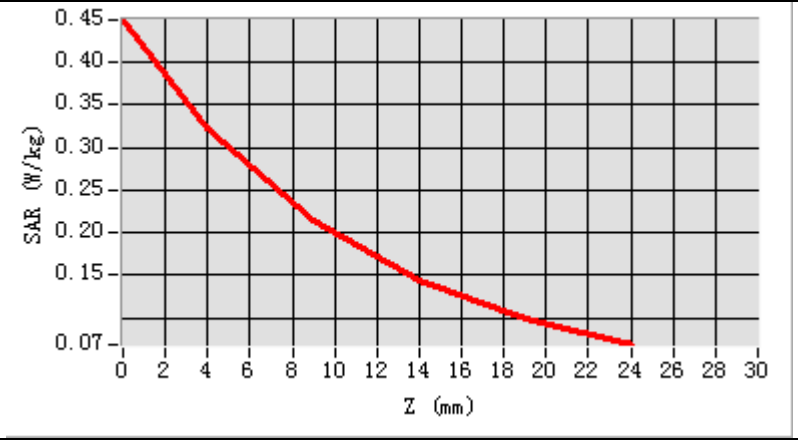

Hot spot position

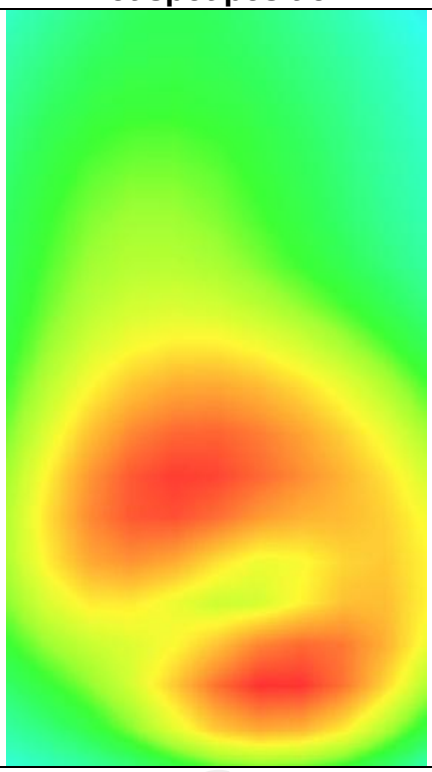

MEASUREMENT 2

Lower Band SAR (Channel 20450): Date: 11./11/2022

Frequency (MHz)	829.000000
Relative permittivity (real part)	55.260832
Relative permittivity (imaginary part)	12.468860
Conductivity (S/m)	0.934272
Variation (%)	1.430000
Crest Factor	1.0
Probe Conversion factor	1.80
E-Field Probe:	SSE2 (SN 25/22 EPGO375)
Area Scan	dx=8mm dy=8mm, h= 5.00 mm
ZoomScan	5x5x7,dx=8mm dy=8mm dz=5mm,Complete/ndx=8mm dy=8mm, h= 5.00 mm
Phantom	Validation plane
Device Position	Body back(0mm)
Band	LTE band 5(1 RB#0)

SURFACE SAR

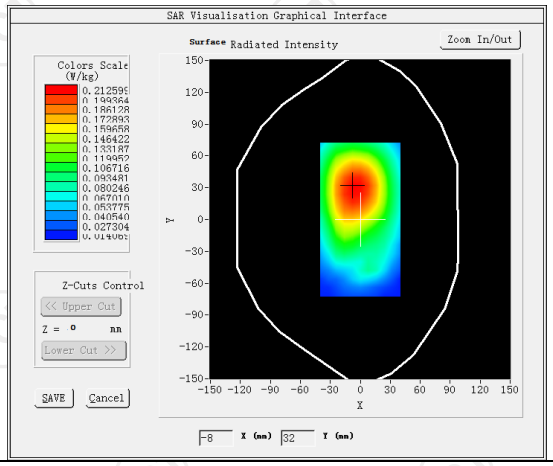

VOLUME SAR

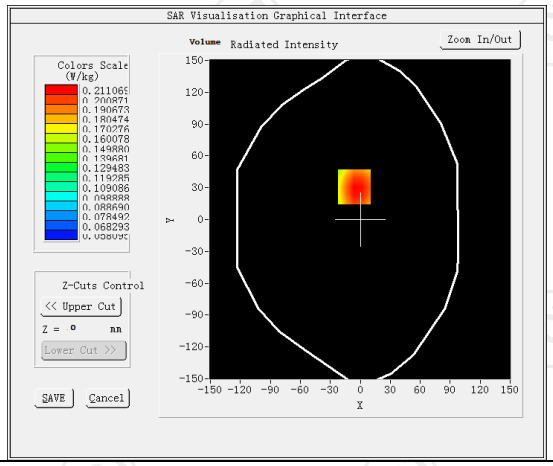

Maximum location: X=-6.00, Y=31.00 SAR Peak: 0.26 W/kg

SAR 10g (W/Kg)	0.153219
SAR 1g (W/Kg)	0.195467

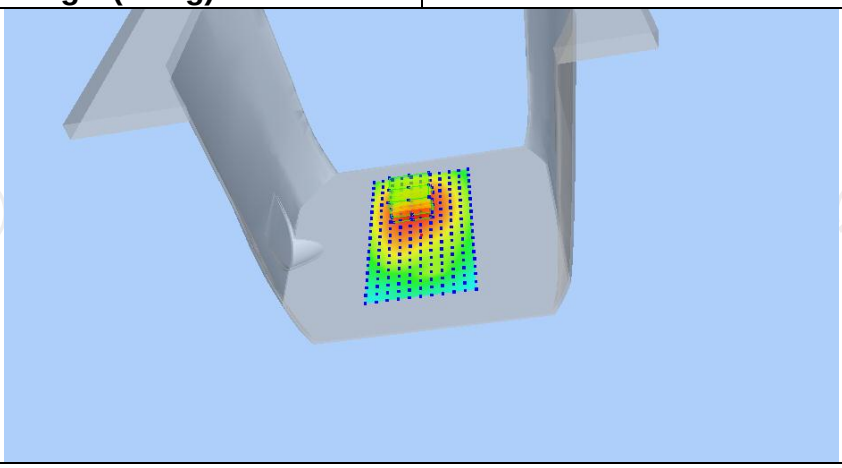

Z (mm)	0.00	4.00	9.00	14.00	19.00
SAR (W/Kg)	0.2608	0.2111	0.1626	0.1268	0.1003

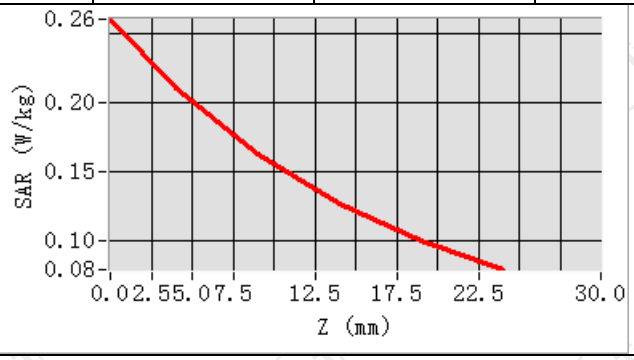

Hot spot position

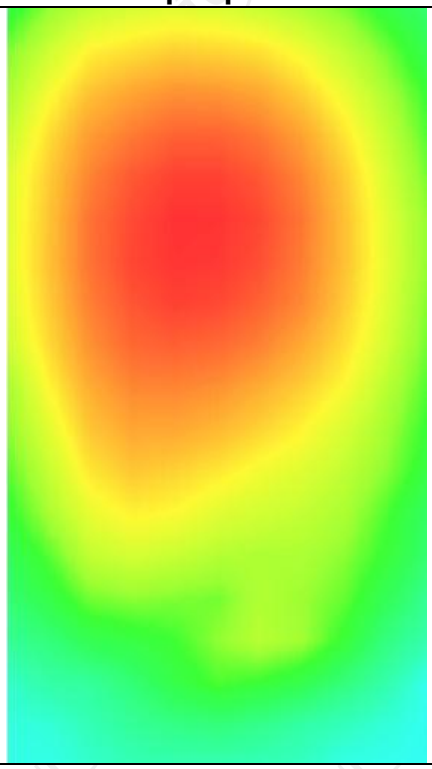

MEASUREMENT 3

Lower Band SAR (Channel 20450): Date: 11./11/2022

Frequency (MHz)	829.000000
Relative permittivity (real part)	55.260832
Relative permittivity (imaginary part)	12.468860
Conductivity (S/m)	0.934272
Variation (%)	2.520000
Crest Factor	1.0
Probe Conversion factor	1.80
E-Field Probe:	SSE2 (SN 25/22 EPGO375)
Area Scan	dx=8mm dy=8mm, h= 5.00 mm
ZoomScan	5x5x7,dx=8mm dy=8mm dz=5mm,Complete/ndx=8mm dy=8mm, h= 5.00 mm
Phantom	Validation plane
Device Position	Body back(0mm)
Band	LTE band 5(1 RB#0)

SURFACE SAR

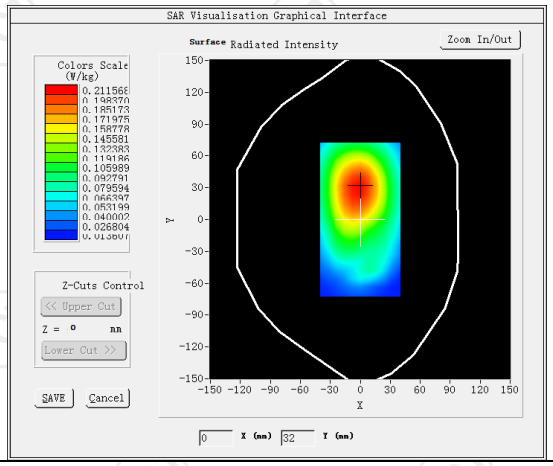

VOLUME SAR

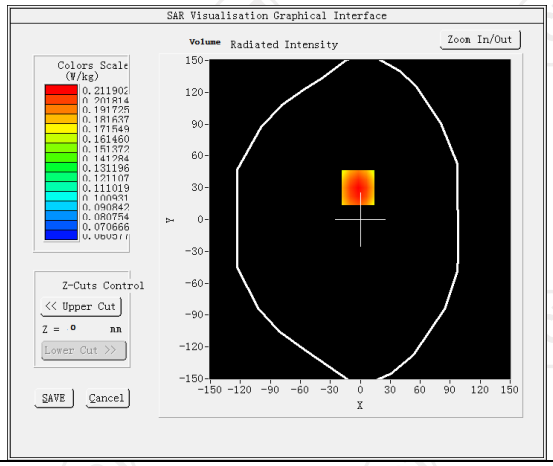

Maximum location: X=-2.00, Y=30.00 SAR Peak: 0.26 W/kg

SAR 10g (W/Kg)	0.154155
SAR 1g (W/Kg)	0.224851

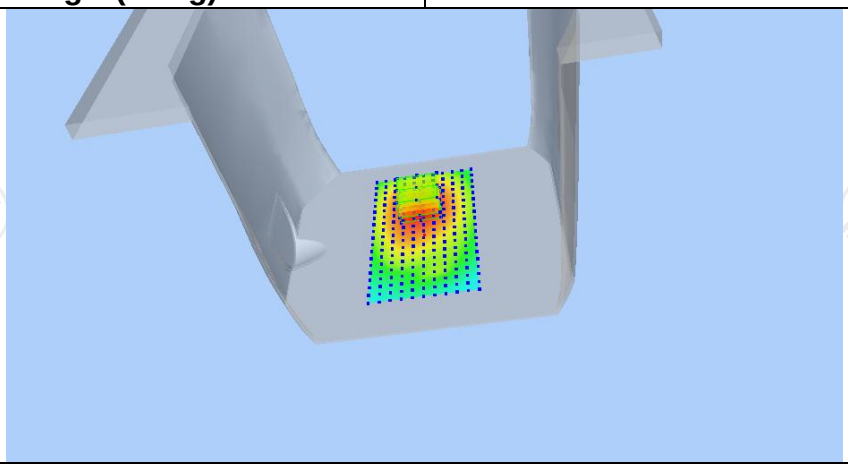

Z (mm)	0.00	4.00	9.00	14.00	19.00
SAR (W/Kg)	0.2552	0.2119	0.1674	0.1322	0.1041

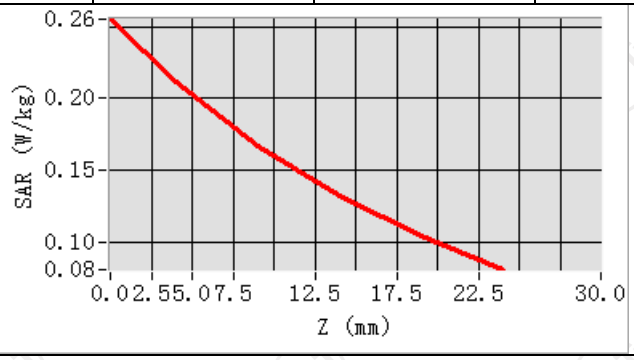

Hot spot position

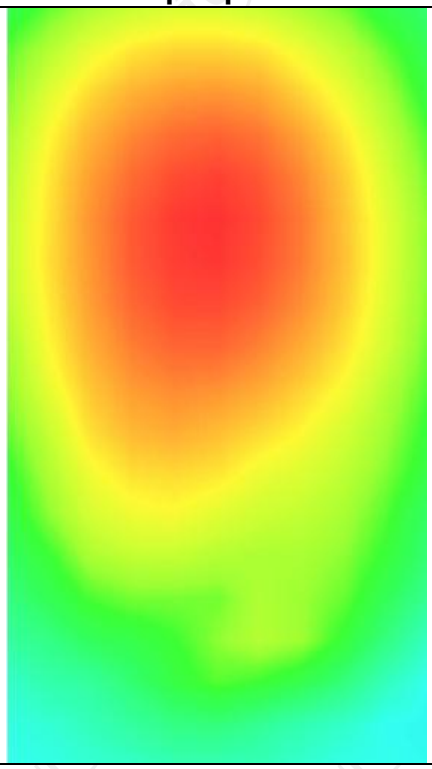

LTE Band 7-2

MEASUREMENT 1	
Middle Band SAR (Channel 21100):	Date: 11/25/2022
Frequency (MHz)	2535.000000
Relative permittivity (real part)	52.131509
Relative permittivity (imaginary part)	12.468850
Conductivity (S/m)	2.128245
Variation (%)	0.330000
Crest Factor	1.0
Probe Conversion factor	4.36
E-Field Probe:	SSE2 (SN 36/20 EPGO346)
Area Scan	dx=8mm dy=8mm, h= 5.00 mm
ZoomScan	5x5x7,dx=8mm dy=8mm dz=5mm,Complete/ndx=8mm dy=8mm, h= 5.00 mm
Phantom	Validation plane
Device Position	Body front(0mm)
Band	LTE band 7(1 RB#0)
SURFACE SAR	**VOLUME SAR**

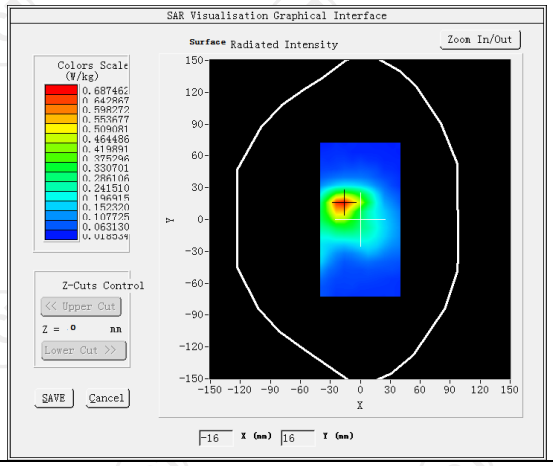

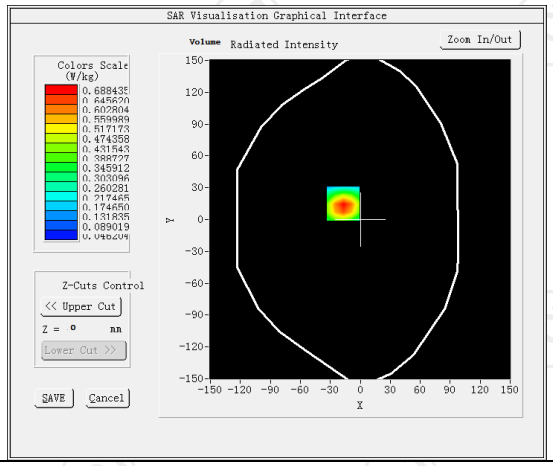

Maximum location: X=-17.00, Y=15.00 SAR Peak: 1.21 W/kg	
SAR 10g (W/Kg)	0.342915
SAR 1g (W/Kg)	0.206332

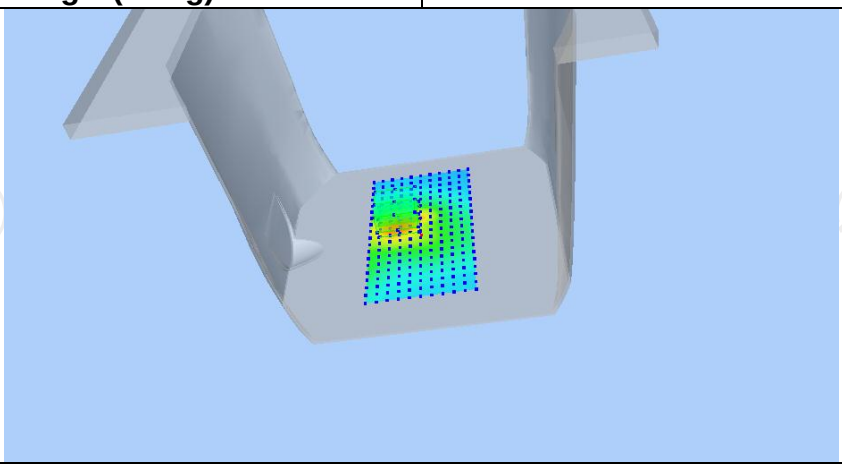

Z (mm)	0.00	4.00	9.00	14.00	19.00
SAR (W/Kg)	1.1888	0.6884	0.3366	0.1741	0.1080

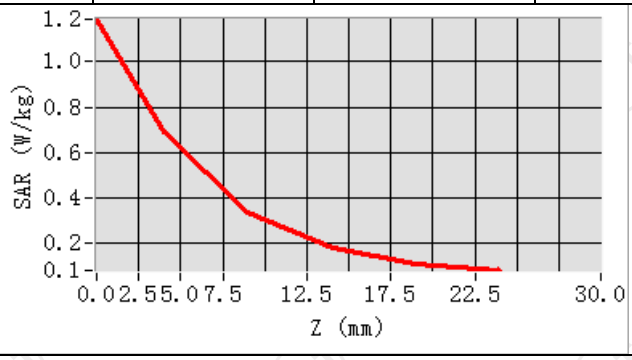

Hot spot position

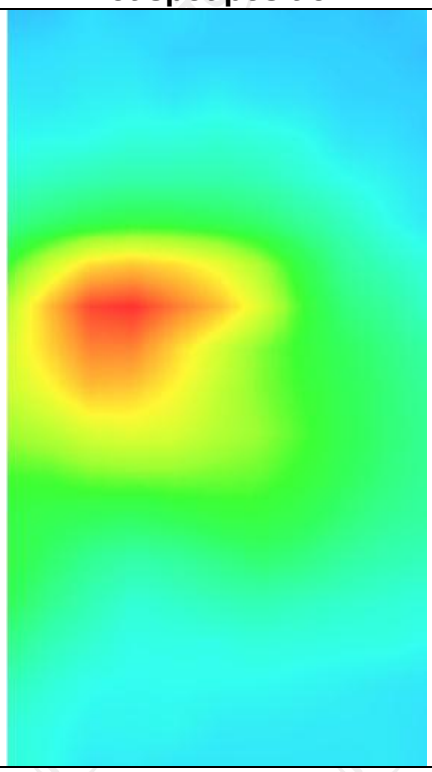

MEASUREMENT 2	
Middle Band SAR (Channel 21100):	Date: 11/25/2022
Frequency (MHz)	2535.000000
Relative permittivity (real part)	52.131509
Relative permittivity (imaginary part)	12.468850
Conductivity (S/m)	2.128245
Variation (%)	-0.920000
Crest Factor	1.0
Probe Conversion factor	4.36
E-Field Probe:	SSE2 (SN 25/22 EPGO375)
Area Scan	dx=8mm dy=8mm, h= 5.00 mm
ZoomScan	5x5x7,dx=8mm dy=8mm dz=5mm,Complete/ndx=8mm dy=8mm, h= 5.00 mm
Phantom	Validation plane
Device Position	Body back(10mm)
Band	LTE band 7(1 RB#0)
SURFACE SAR	**VOLUME SAR**

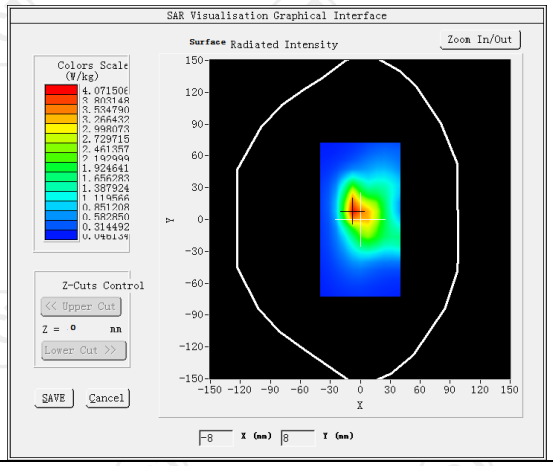

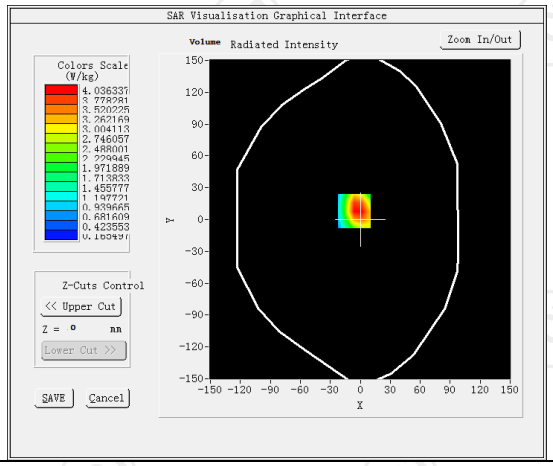

Maximum location: X=-6.00, Y=8.00 SAR Peak: 7.39 W/kg	
SAR 10g (W/Kg)	0.976372
SAR 1g (W/Kg)	0.480271

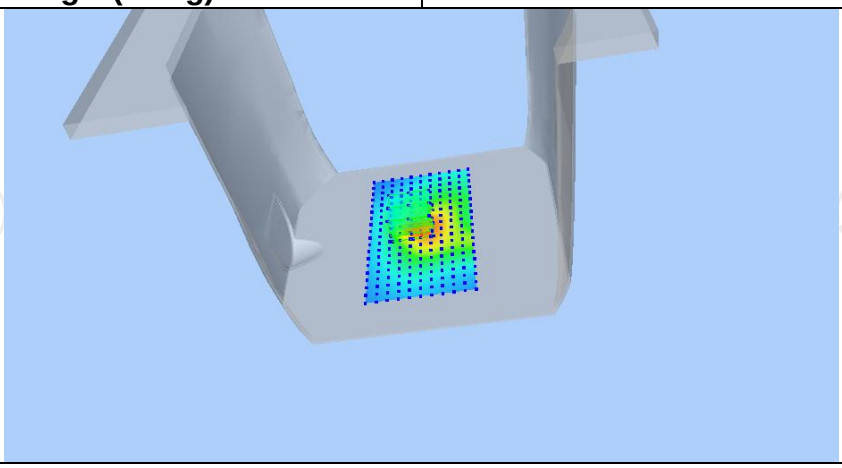

Z (mm)	0.00	4.00	9.00	14.00	19.00
SAR (W/Kg)	12.1463	4.0363	1.3465	1.0586	0.4174

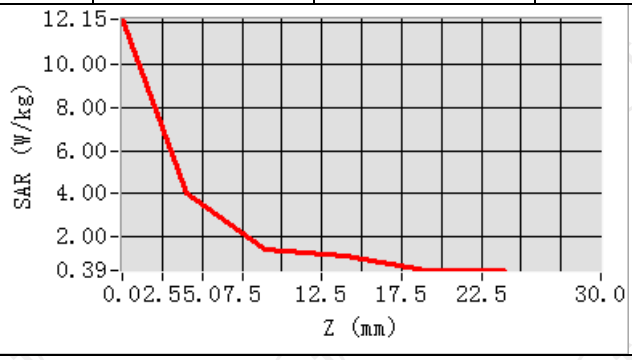

Hot spot position

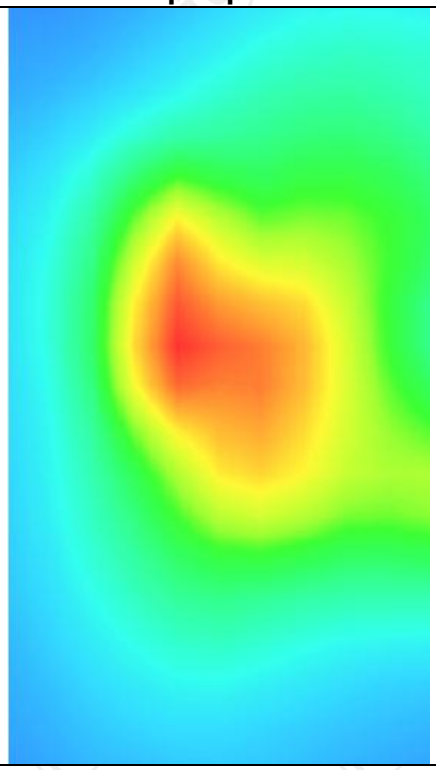

MEASUREMENT 3	
Middle Band SAR (Channel 21100):	Date: 11/25/2022
Frequency (MHz)	2535.000000
Relative permittivity (real part)	52.131509
Relative permittivity (imaginary part)	12.468850
Conductivity (S/m)	2.128245
Variation (%)	1.240000
Crest Factor	1.0
Probe Conversion factor	4.36
E-Field Probe:	SSE2 (SN 25/22 EPGO375)
Area Scan	dx=8mm dy=8mm, h= 5.00 mm
ZoomScan	5x5x7,dx=8mm dy=8mm dz=5mm,Complete/ndx=8mm dy=8mm, h= 5.00 mm
Phantom	Validation plane
Device Position	Body back(hotspot 0mm)
Band	LTE band 7(1 RB#0)
SURFACE SAR	**VOLUME SAR**
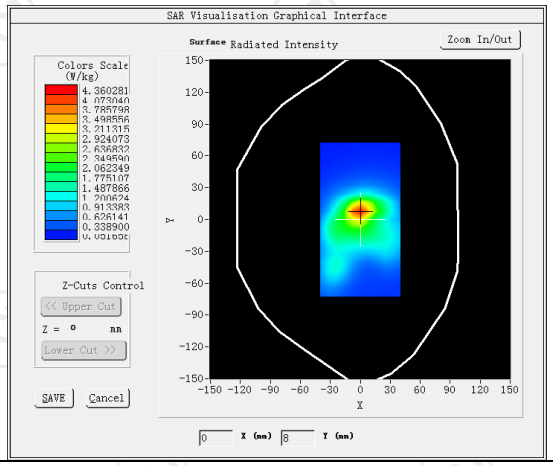	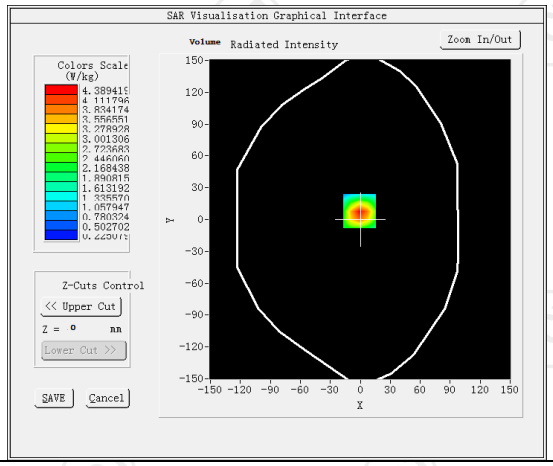
Maximum location: X=-1.00, Y=8.00 SAR Peak: 7.72 W/kg	
SAR 10g (W/Kg)	0.986620
SAR 1g (W/Kg)	0.499683

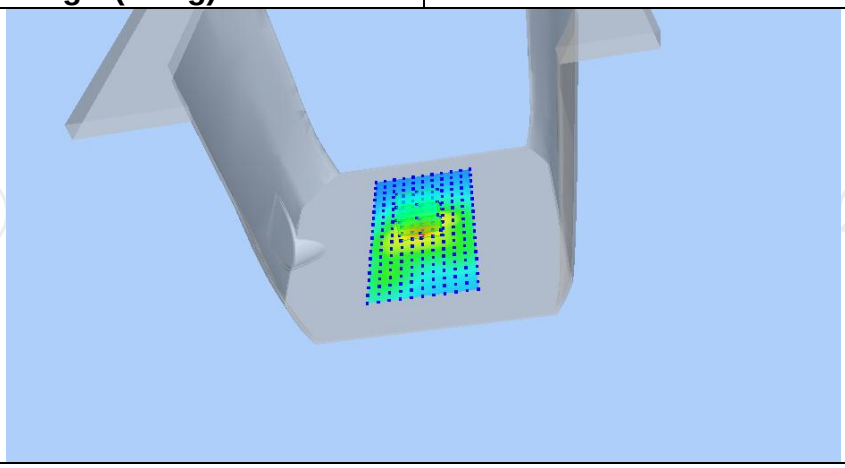

Z (mm)	0.00	4.00	9.00	14.00	19.00
SAR (W/Kg)	7.6230	4.3894	2.1097	1.0475	0.6046

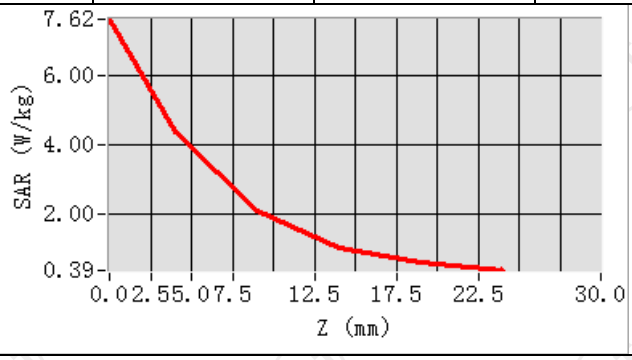

Hot spot position

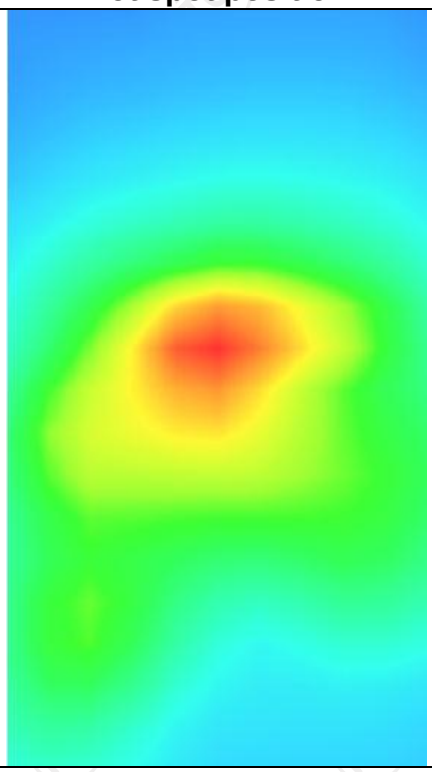

LTE Band 12-2

MEASUREMENT 1

Hight Band SAR (Channel 23130): Date: 11/04/2022

Frequency (MHz)	711.000000
Relative permittivity (real part)	55.260832
Relative permittivity (imaginary part)	12.468860
Conductivity (S/m)	0.934272
Variation (%)	1.010000
Crest Factor	1.0
Probe Conversion factor	1.71
E-Field Probe:	SSE2 (SN 25/22 EPGO375)
Area Scan	dx=8mm dy=8mm, h= 5.00 mm
ZoomScan	5x5x7,dx=8mm dy=8mm dz=5mm,Complete/ndx=8mm dy=8mm, h= 5.00 mm
Phantom	Validation plane
Device Position	Body front(0mm)
Band	LTE band 12(1 RB#0)

SURFACE SAR	**VOLUME SAR**
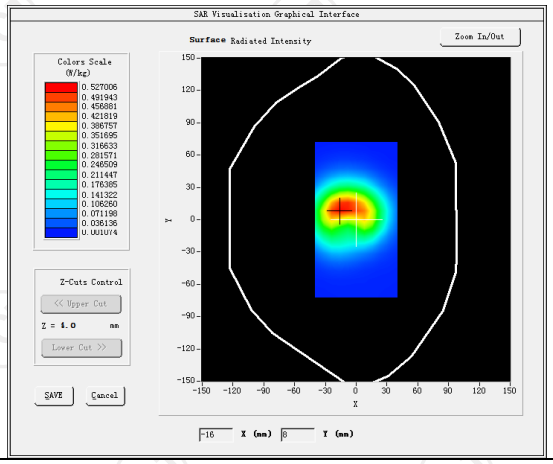	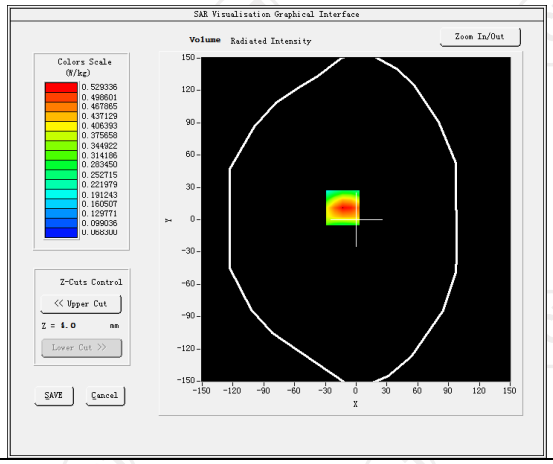

Maximum location: X=-13.00, Y=11.00 SAR Peak: 0.81 W/kg

SAR 10g (W/Kg)	0.300473
SAR 1g (W/Kg)	0.150984

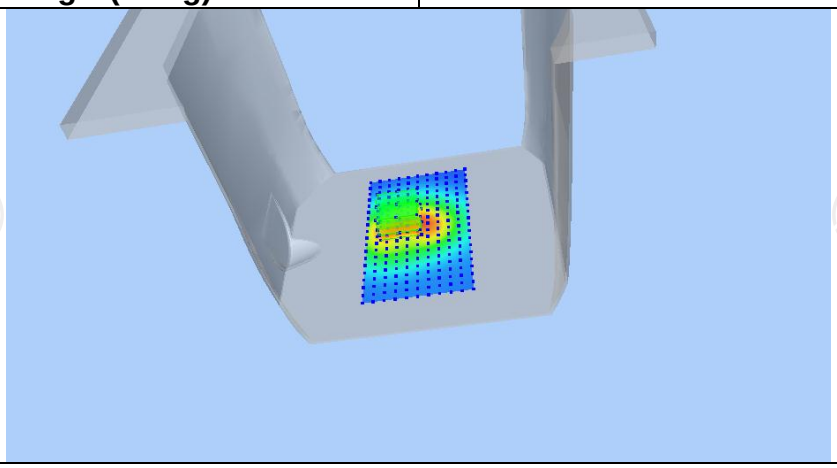

Z (mm)	0.00	4.00	9.00	14.00	19.00
SAR (W/Kg)	0.8051	0.5293	0.3132	0.1951	0.1345

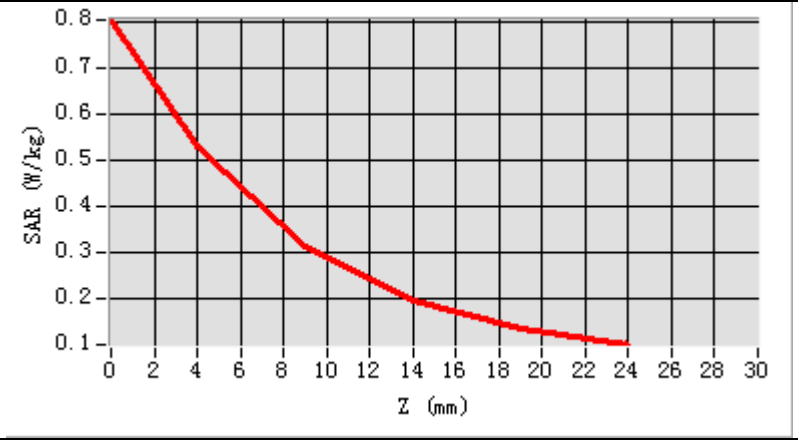

Hot spot position

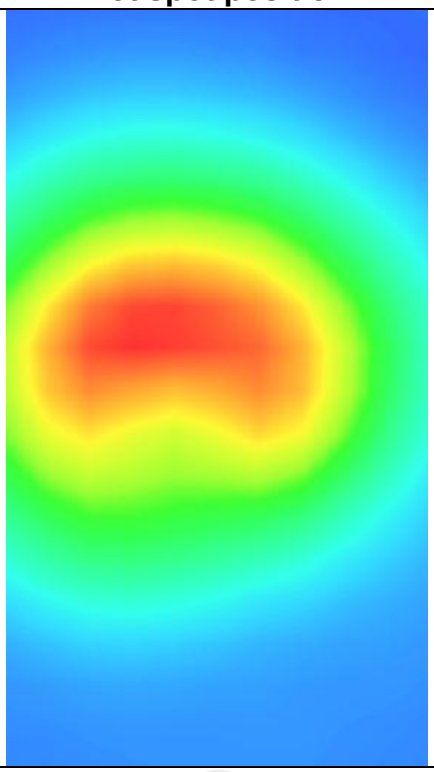

MEASUREMENT 2	
Hight Band SAR (Channel 23130):	Date: 11/04/2022
Frequency (MHz)	711.000000
Relative permittivity (real part)	55.260832
Relative permittivity (imaginary part)	12.468860
Conductivity (S/m)	0.934272
Variation (%)	-0.620000
Crest Factor	1.0
Probe Conversion factor	1.71
E-Field Probe:	SSE2 (SN 25/22 EPGO375)
Area Scan	dx=8mm dy=8mm, h= 5.00 mm
ZoomScan	5x5x7,dx=8mm dy=8mm dz=5mm,Complete/ndx=8mm dy=8mm, h= 5.00 mm
Phantom	Validation plane
Device Position	Body back(0mm)
Band	LTE band 12(1 RB#0)
SURFACE SAR	**VOLUME SAR**
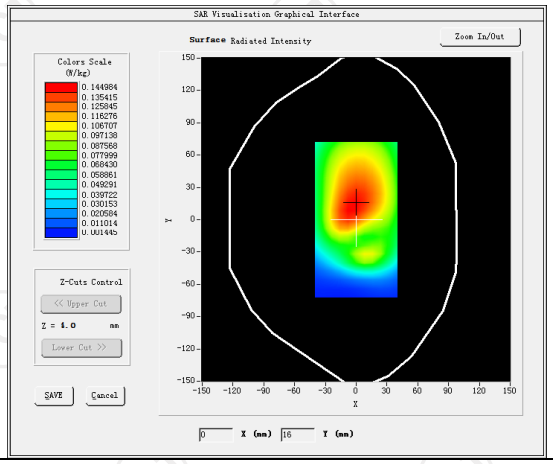	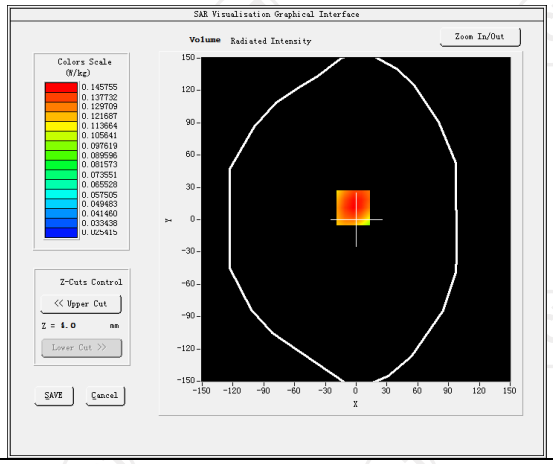
Maximum location: X=-3.00, Y=11.00 SAR Peak: 0.82 W/kg	
SAR 10g (W/Kg)	0.108746
SAR 1g (W/Kg)	0.251547
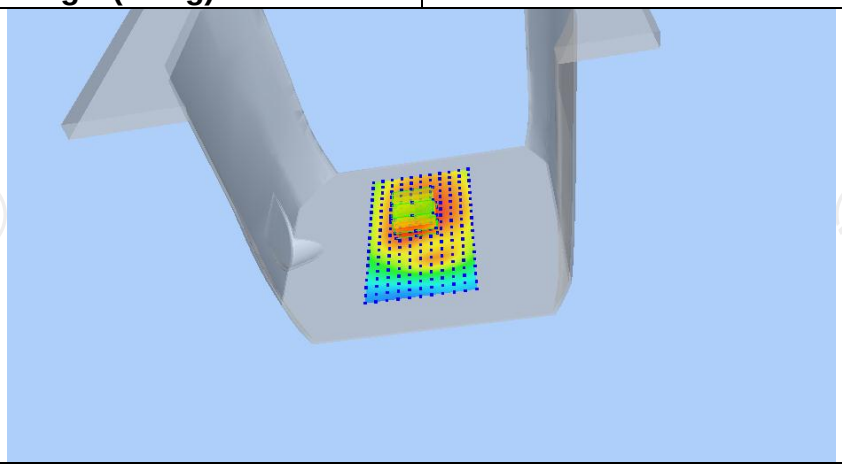	

Z (mm)	0.00	4.00	9.00	14.00	19.00
SAR (W/Kg)	0.8214	0.5474	0.3276	0.2028	0.1349

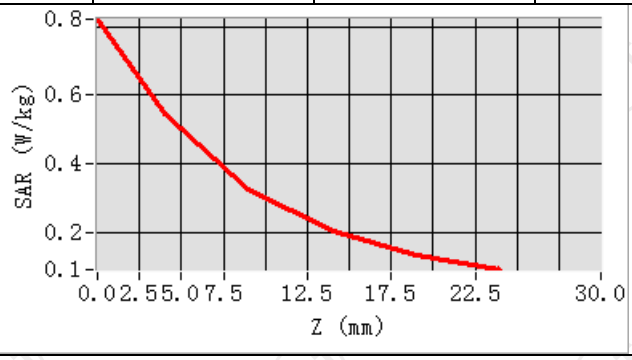

Hot spot position

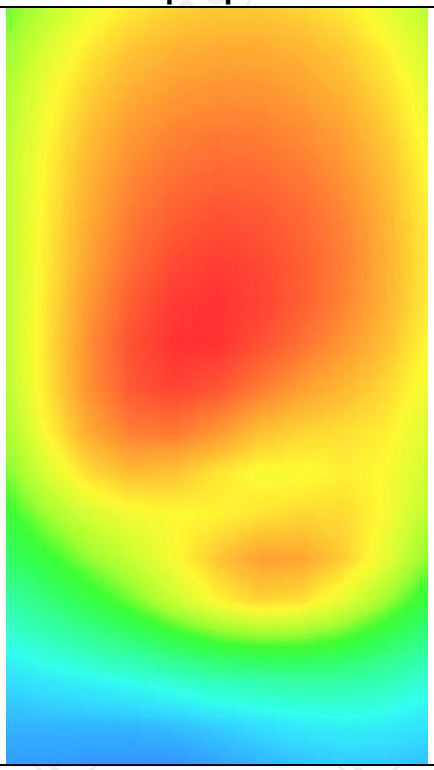

MEASUREMENT 3	
Hight Band SAR (Channel 23130):	Date: 11/04/2022
Frequency (MHz)	711.000000
Relative permittivity (real part)	55.260832
Relative permittivity (imaginary part)	12.468860
Conductivity (S/m)	0.934272
Variation (%)	-2.410000
Crest Factor	1.0
Probe Conversion factor	1.71
E-Field Probe:	SSE2 (SN 25/22 EPGO375)
Area Scan	dx=8mm dy=8mm, h= 5.00 mm
ZoomScan	5x5x7,dx=8mm dy=8mm dz=5mm,Complete/ndx=8mm dy=8mm, h= 5.00 mm
Phantom	Validation plane
Device Position	Body back(hotspot 0mm)
Band	LTE band 12(1 RB#0)
SURFACE SAR	**VOLUME SAR**

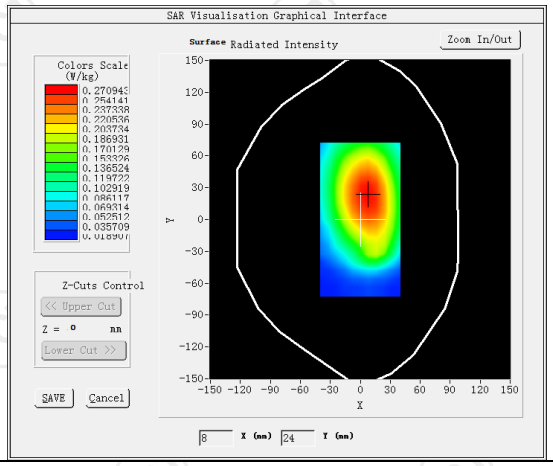

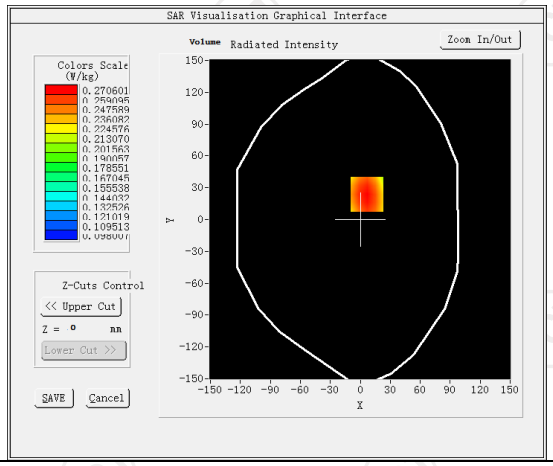

Maximum location: X=7.00, Y=24.00 SAR Peak: 0.32 W/kg	
SAR 10g (W/Kg)	0.216791
SAR 1g (W/Kg)	0.310121

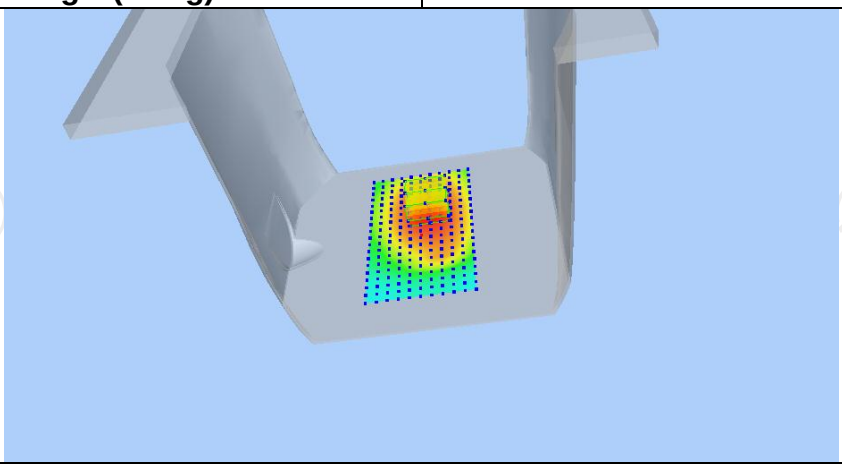

Z (mm)	0.00	4.00	9.00	14.00	19.00
SAR (W/Kg)	0.3210	0.2706	0.2200	0.1813	0.1515

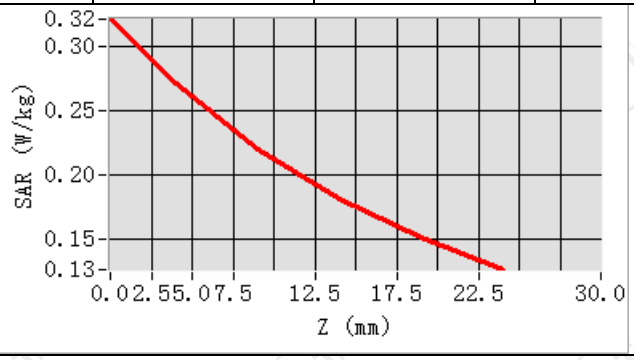

Hot spot position

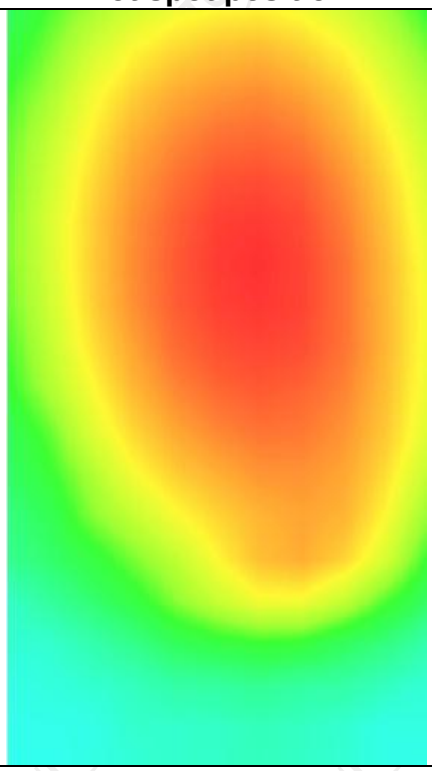

LTE Band 17-2

MEASUREMENT 1	
Hight Band SAR (Channel 23800):	Date: 11/04/2022
Frequency (MHz)	709.000000
Relative permittivity (real part)	55.263812
Relative permittivity (imaginary part)	12.468867
Conductivity (S/m)	0.930822
Variation (%)	0.670000
Crest Factor	1.0
Probe Conversion factor	1.71
E-Field Probe:	SSE2 (SN 25/22 EPGO375)
Area Scan	dx=8mm dy=8mm, h= 5.00 mm
ZoomScan	5x5x7,dx=8mm dy=8mm dz=5mm,Complete/ndx=8mm dy=8mm, h= 5.00 mm
Phantom	Validation plane
Device Position	Body front(0mm)
Band	LTE band 17(1 RB#0)
SURFACE SAR	**VOLUME SAR**
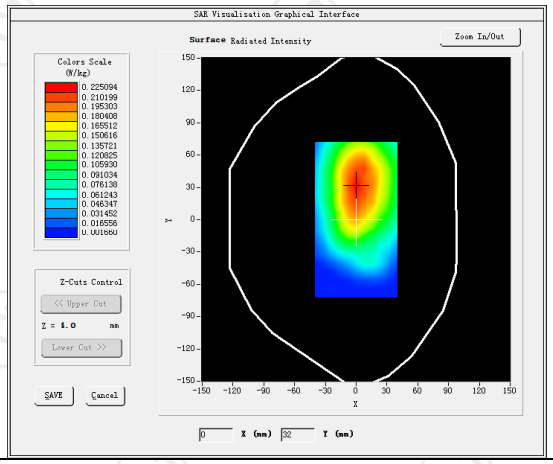	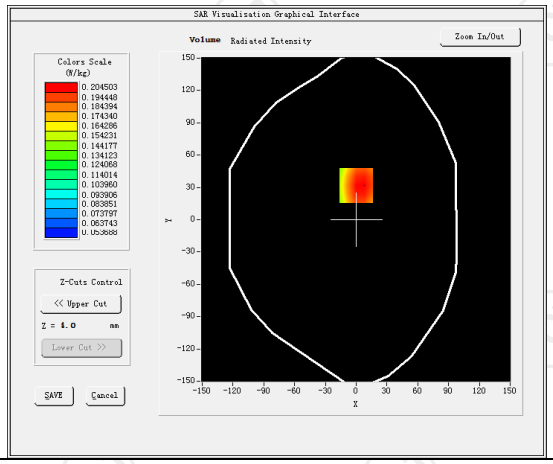
Maximum location: X=0.00, Y=32.00 SAR Peak: 0.23 W/kg	
SAR 10g (W/Kg)	0.163761
SAR 1g (W/Kg)	0.121528
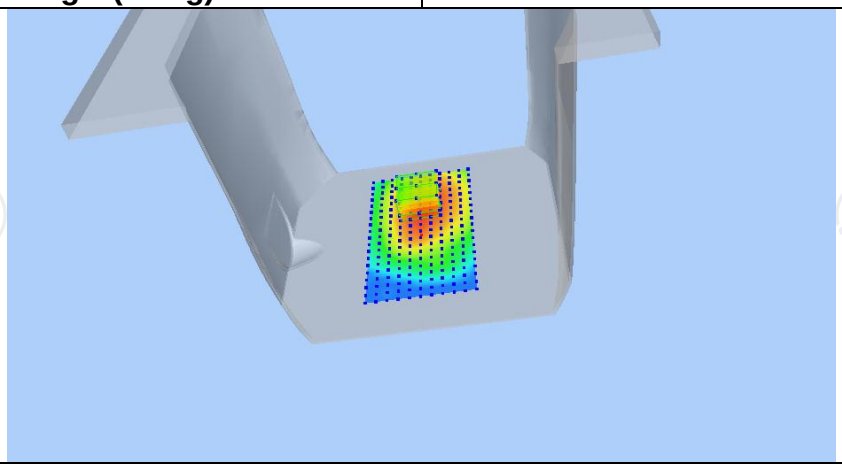	

Z (mm)	0.00	4.00	9.00	14.00	19.00
SAR (W/Kg)	0.2255	0.2037	0.1731	0.1402	0.1071

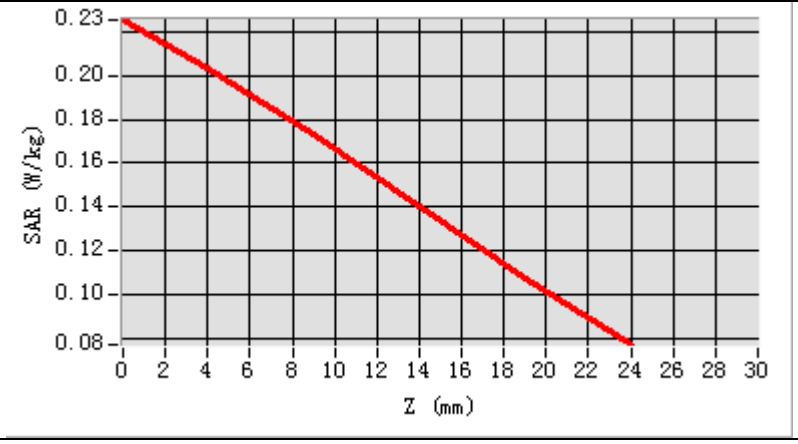

Hot spot position

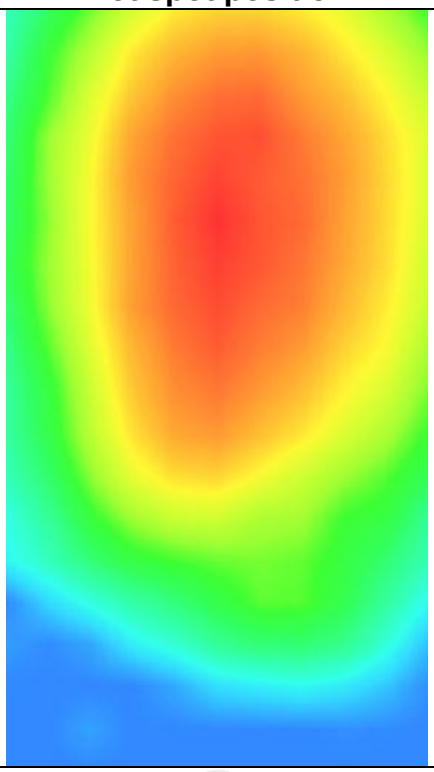

MEASUREMENT 2	
Hight Band SAR (Channel 23800):	Date: 11/04/2022
Frequency (MHz)	711.000000
Relative permittivity (real part)	55.263812
Relative permittivity (imaginary part)	12.468867
Conductivity (S/m)	0.930822
Variation (%)	-1.200000
Crest Factor	1.0
Probe Conversion factor	1.71
E-Field Probe:	SSE2 (SN 25/22 EPGO375)
Area Scan	dx=8mm dy=8mm, h= 5.00 mm
ZoomScan	5x5x7,dx=8mm dy=8mm dz=5mm,Complete/ndx=8mm dy=8mm, h= 5.00 mm
Phantom	Validation plane
Device Position	Body back(0mm)
Band	LTE band 17(1 RB#0)
SURFACE SAR	**VOLUME SAR**
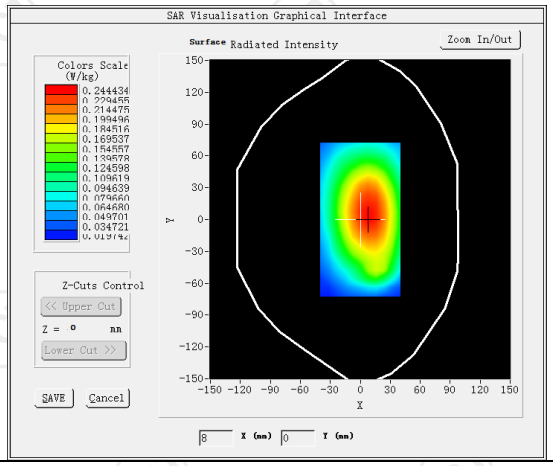	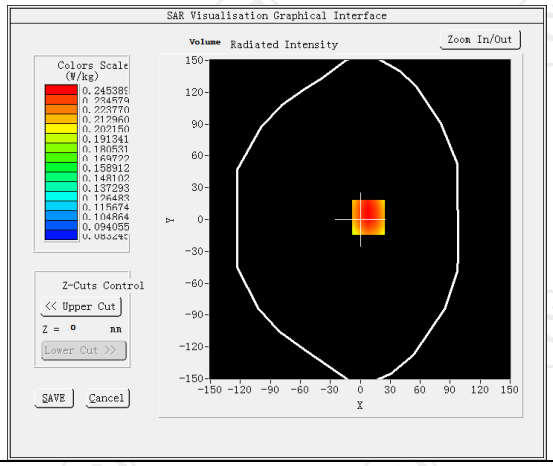
Maximum location: X=8.00, Y=2.00 SAR Peak: 0.36 W/kg	
SAR 10g (W/Kg)	0.195254
SAR 1g (W/Kg)	0.292625
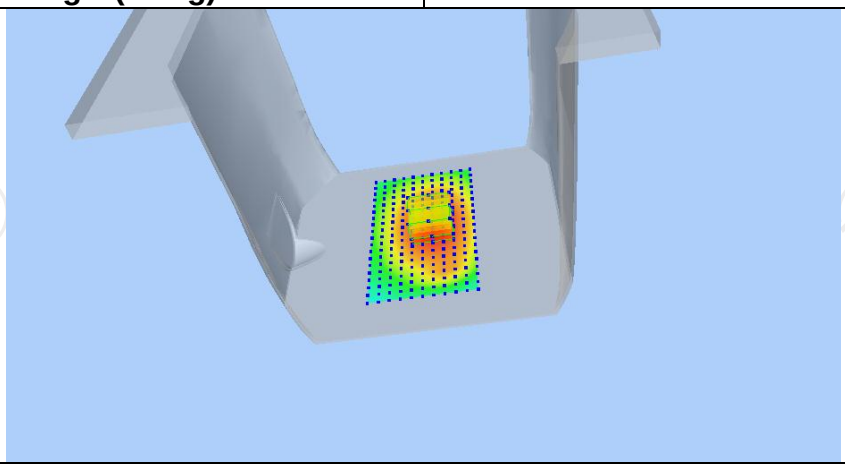	

Z (mm)	0.00	4.00	9.00	14.00	19.00
SAR (W/Kg)	0.3579	0.2454	0.1887	0.1599	0.1304

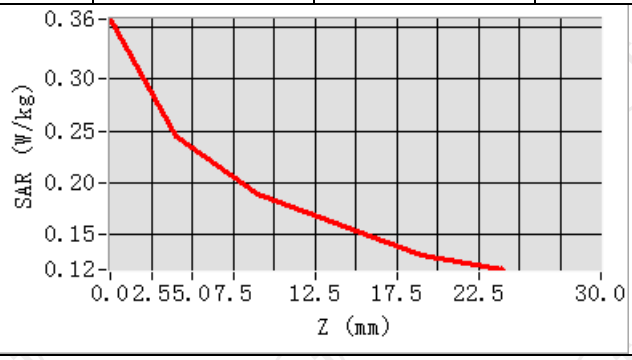

Hot spot position

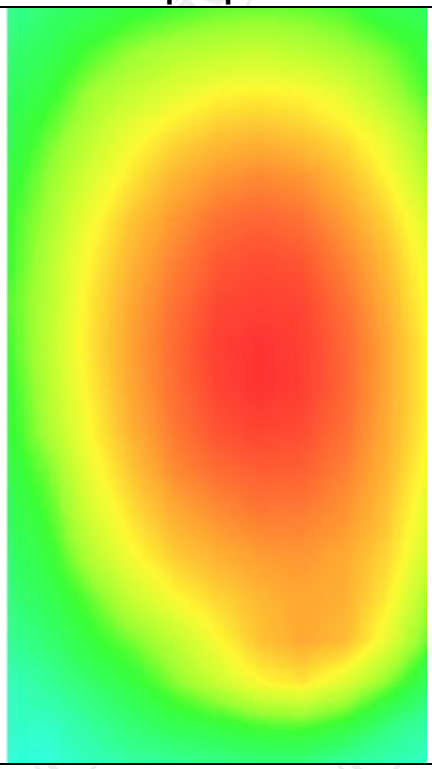

MEASUREMENT 3	
Hight Band SAR (Channel 23800):	Date: 11/04/2022
Frequency (MHz)	711.000000
Relative permittivity (real part)	55.263812
Relative permittivity (imaginary part)	12.468867
Conductivity (S/m)	0.930822
Variation (%)	2.680000
Crest Factor	1.0
Probe Conversion factor	1.71
E-Field Probe:	SSE2 (SN 25/22 EPGO375)
Area Scan	dx=8mm dy=8mm, h= 5.00 mm
ZoomScan	5x5x7,dx=8mm dy=8mm dz=5mm,Complete/ndx=8mm dy=8mm, h= 5.00 mm
Phantom	Validation plane
Device Position	Body back(hotspot 0mm)
Band	LTE band 17(1 RB#0)
SURFACE SAR	**VOLUME SAR**
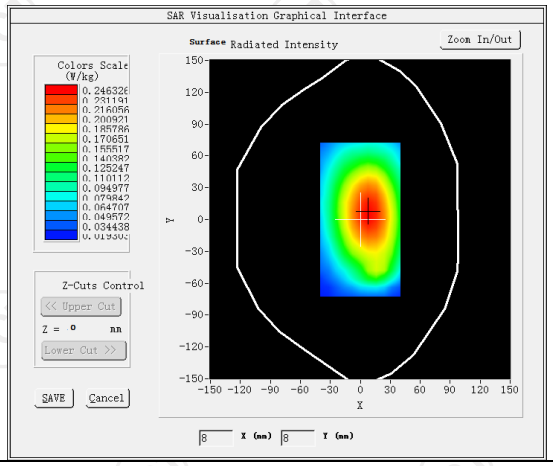	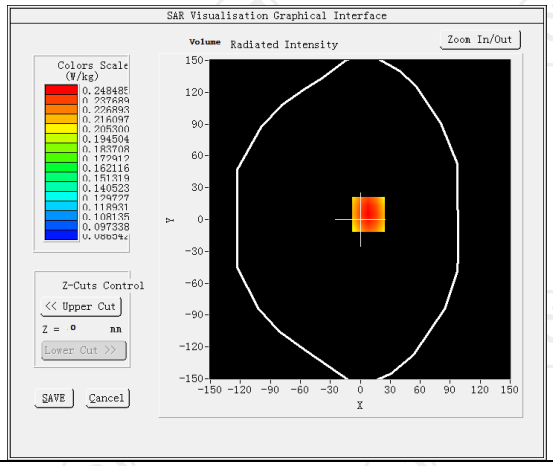
Maximum location: X=8.00, Y=5.00 SAR Peak: 0.30 W/kg	
SAR 10g (W/Kg)	0.198099
SAR 1g (W/Kg)	0.325068
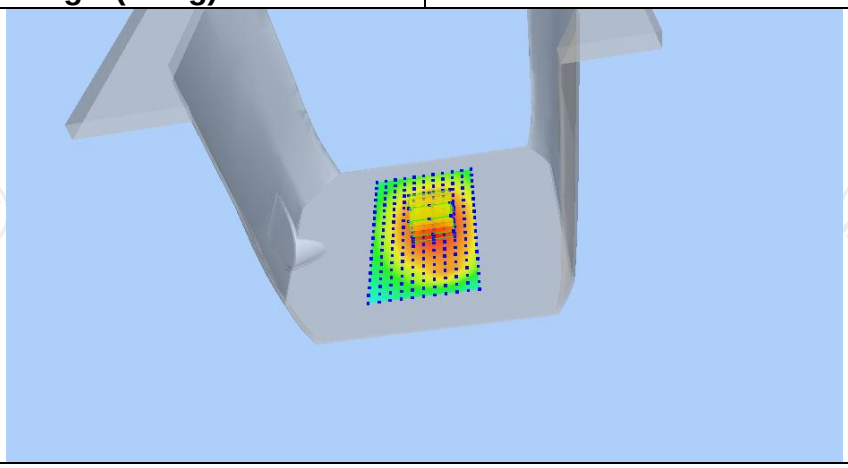	

Z (mm)	0.00	4.00	9.00	14.00	19.00
SAR (W/Kg)	0.2976	0.2485	0.2004	0.1649	0.1388

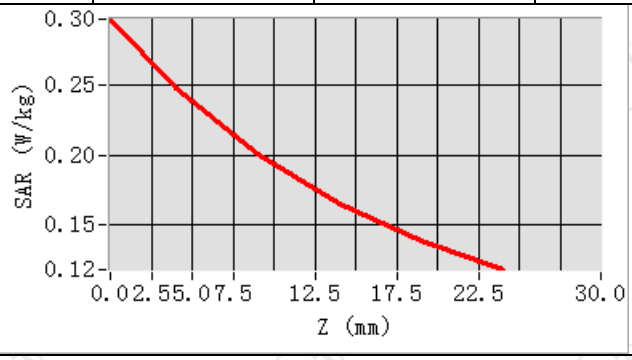

Hot spot position

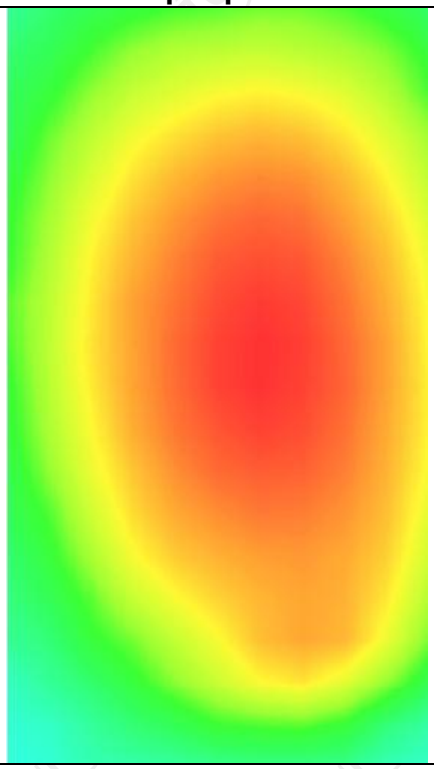

LTE Band 26-2

MEASUREMENT 1	
Lower Band SAR (Channel 26740):	Date: 11/11/2022
Frequency (MHz)	819.000000
Relative permittivity (real part)	41.417760
Relative permittivity (imaginary part)	18.129852
Conductivity (S/m)	0.874923
Variation (%)	2.440000
Crest Factor	1.0
Probe Conversion factor	1.80
E-Field Probe:	SSE2 (SN 25/22 EPGO375)
Area Scan	dx=8mm dy=8mm, h= 5.00 mm
ZoomScan	5x5x7,dx=8mm dy=8mm dz=5mm,Complete/ndx=8mm dy=8mm, h= 5.00 mm
Phantom	Validation plane
Device Position	Body front(0mm)
Band	LTE band 26(1 RB#24)
SURFACE SAR	**VOLUME SAR**
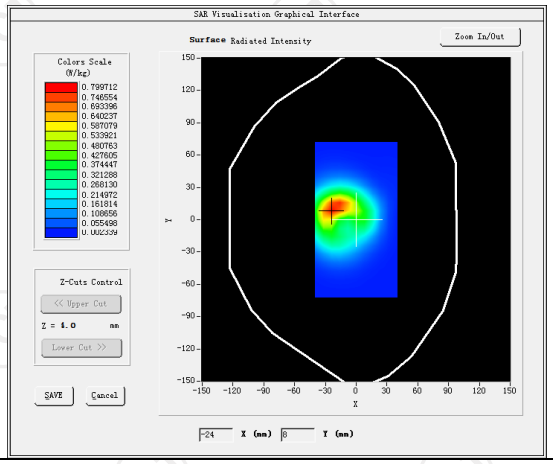	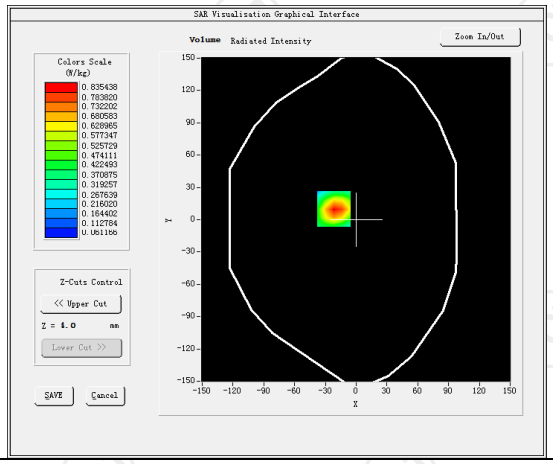
Maximum location: X=-22.00, Y=10.00 SAR Peak: 1.38 W/kg	
SAR 10g (W/Kg)	0.369249
SAR 1g (W/Kg)	0.249760
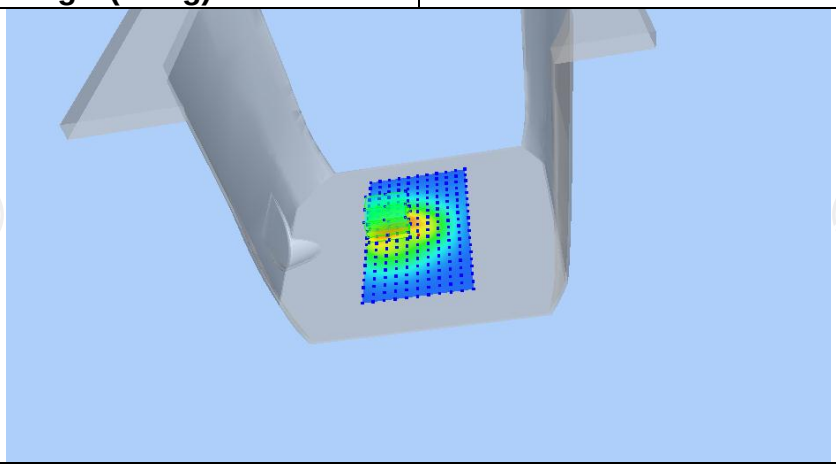	

Z (mm)	0.00	4.00	9.00	14.00	19.00
SAR (W/Kg)	1.3629	0.8354	0.4426	0.2428	0.1487

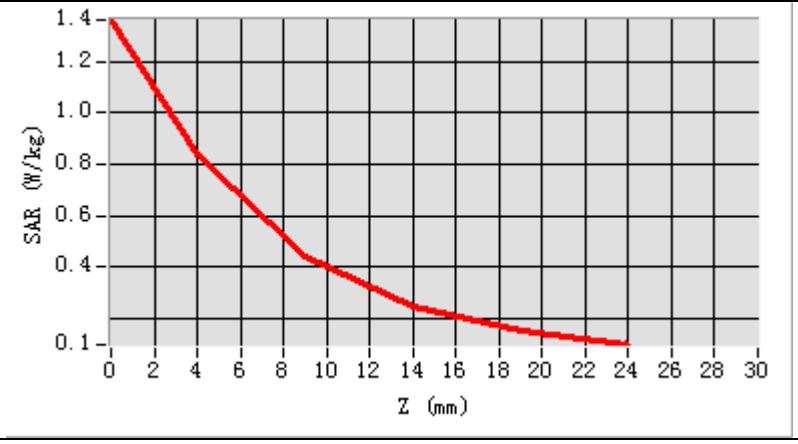

Hot spot position

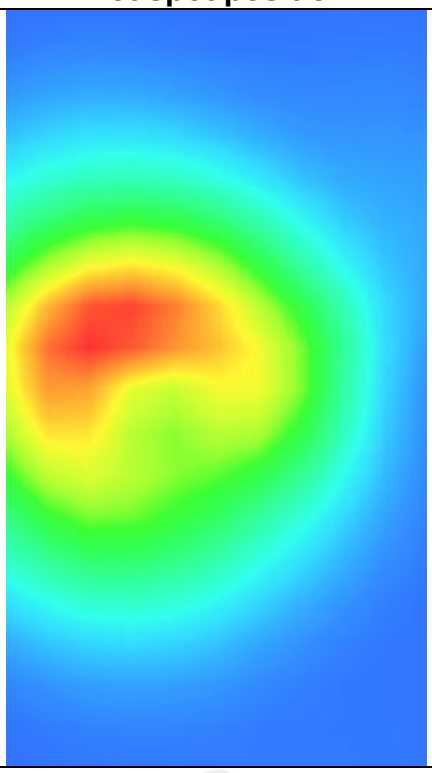

MEASUREMENT 2	
Lower Band SAR (Channel 26740):	Date: 11/11/2022
Frequency (MHz)	819.000000
Relative permittivity (real part)	41.417760
Relative permittivity (imaginary part)	18.129852
Conductivity (S/m)	0.874923
Variation (%)	-1.340000
Crest Factor	1.0
Probe Conversion factor	1.80
E-Field Probe:	SSE2 (SN 25/22 EPGO375)
Area Scan	dx=8mm dy=8mm, h= 5.00 mm
ZoomScan	5x5x7,dx=8mm dy=8mm dz=5mm,Complete/ndx=8mm dy=8mm, h= 5.00 mm
Phantom	Validation plane
Device Position	Body back(0mm)
Band	LTE band 26(1 RB#24)
SURFACE SAR	**VOLUME SAR**
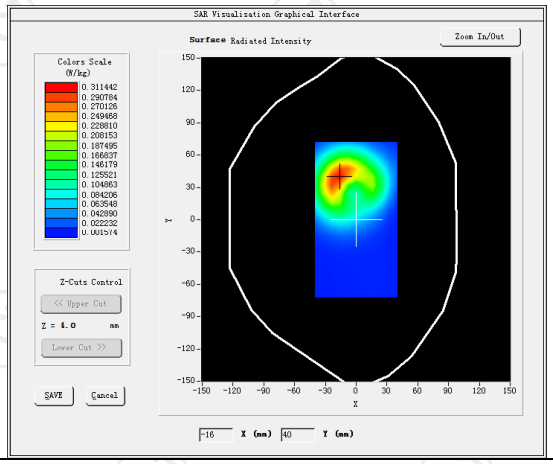	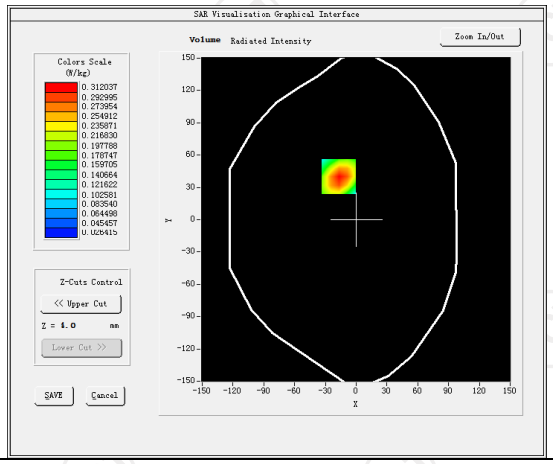
Maximum location: X=-17.00, Y=40.00 SAR Peak: 0.47 W/kg	
SAR 10g (W/Kg)	0.173165
SAR 1g (W/Kg)	0.454565

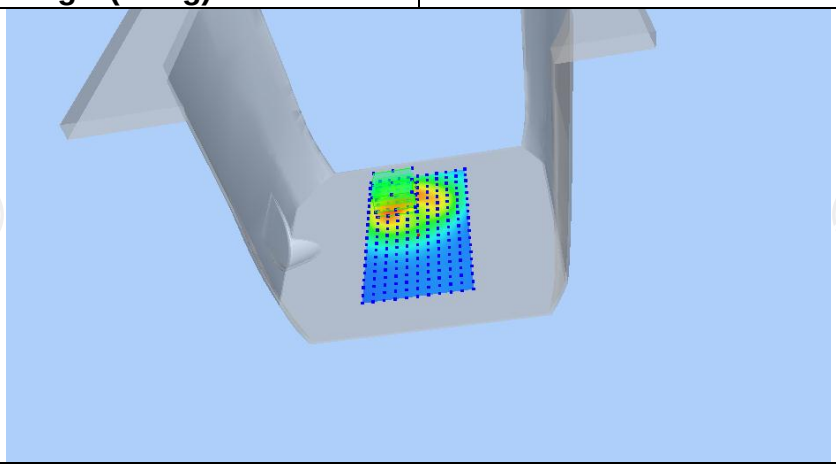

Z (mm)	0.00	4.00	9.00	14.00	19.00
SAR (W/Kg)	0.4629	0.3120	0.1885	0.1160	0.0748

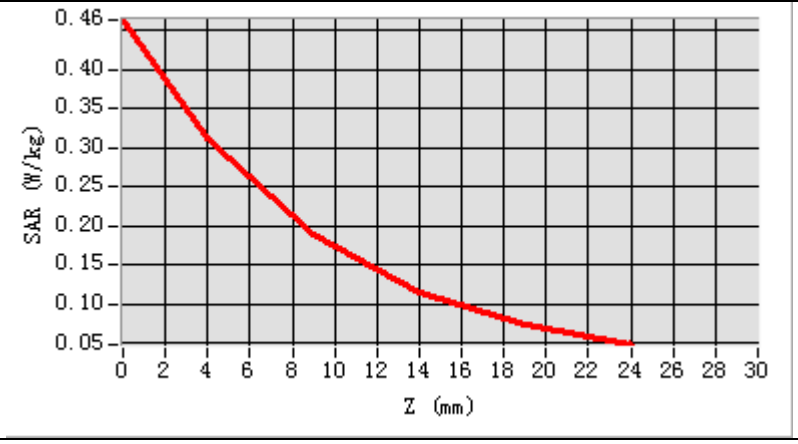

Hot spot position

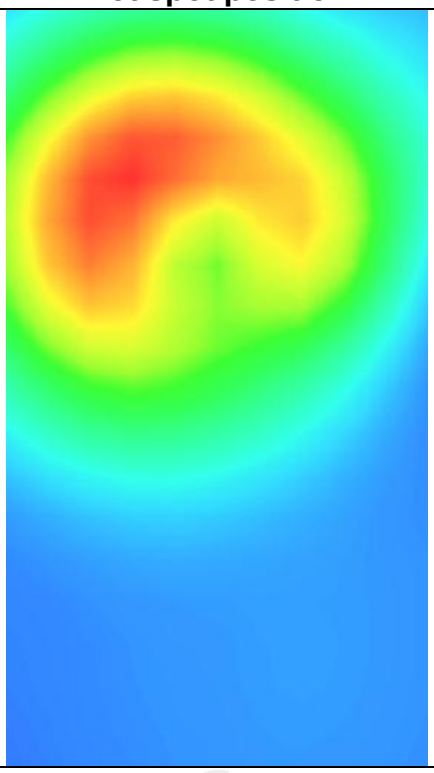

MEASUREMENT 3	
Lower Band SAR (Channel 26740):	Date: 11/11/2022
Frequency (MHz)	819.000000
Relative permittivity (real part)	41.417760
Relative permittivity (imaginary part)	18.129852
Conductivity (S/m)	0.874923
Variation (%)	2.640000
Crest Factor	1.0
Probe Conversion factor	1.80
E-Field Probe:	SSE2 (SN 25/22 EPGO375)
Area Scan	dx=8mm dy=8mm, h= 5.00 mm
ZoomScan	5x5x7,dx=8mm dy=8mm dz=5mm,Complete/ndx=8mm dy=8mm, h= 5.00 mm
Phantom	Validation plane
Device Position	Body back(hotspot 0mm)
Band	LTE band 26(1 RB#24)
SURFACE SAR	**VOLUME SAR**
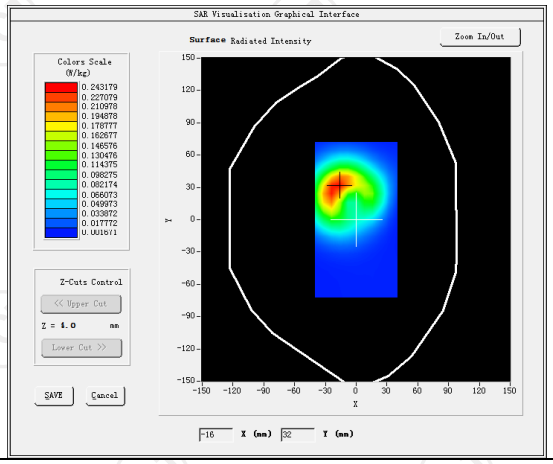	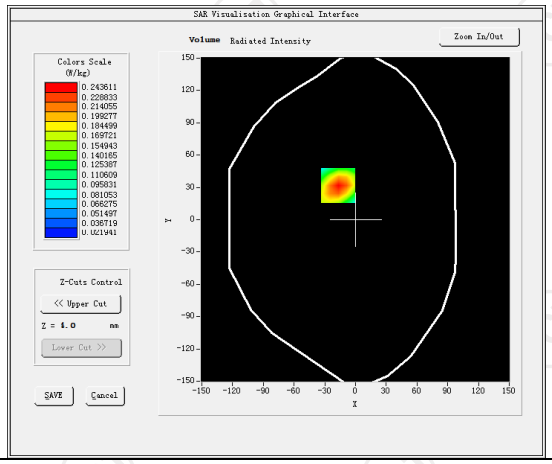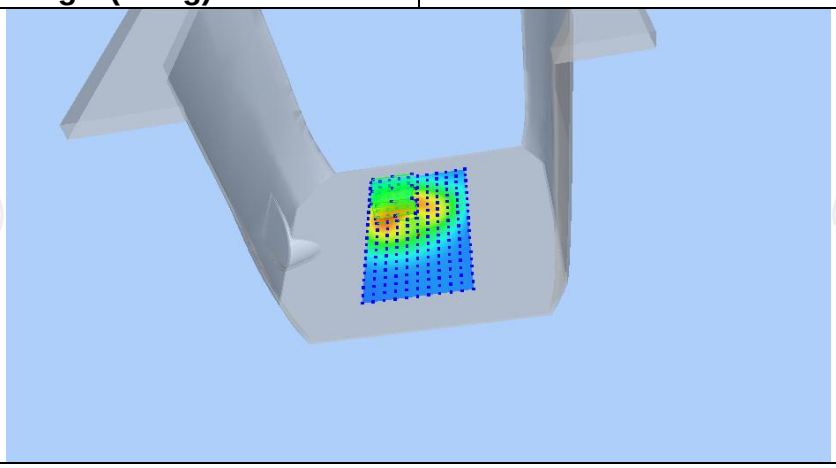
Maximum location: X=-17.00, Y=32.00 SAR Peak: 0.56 W/kg	
SAR 10g (W/Kg)	0.135379
SAR 1g (W/Kg)	0.480153