-6dB Bandwidth NVNT n20 2412MHz Ant1

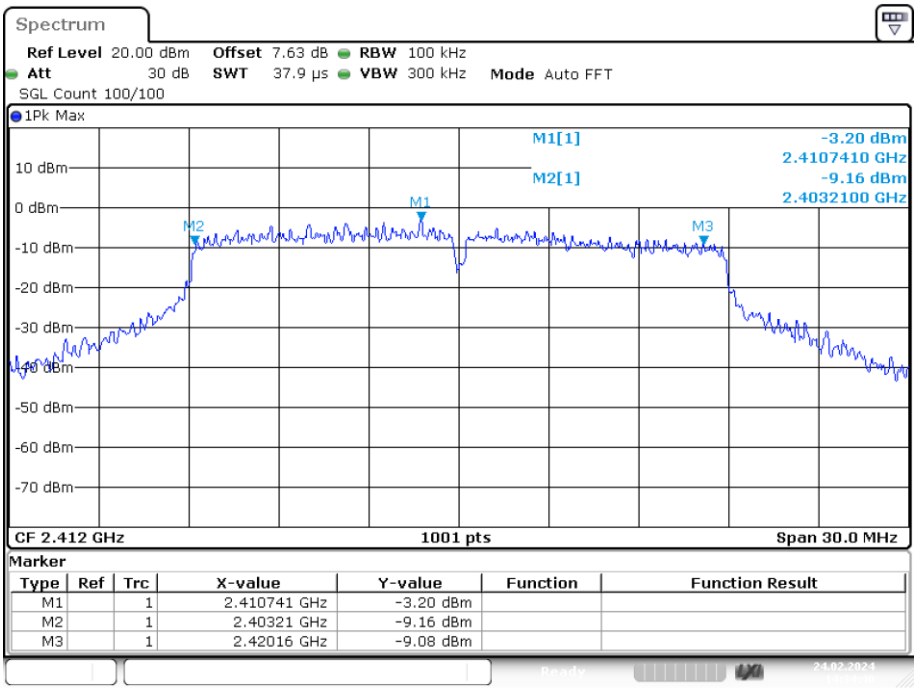


Date: 24.FEB.2024 14:34:39

-6dB Bandwidth NVNT n20 2437MHz Ant1

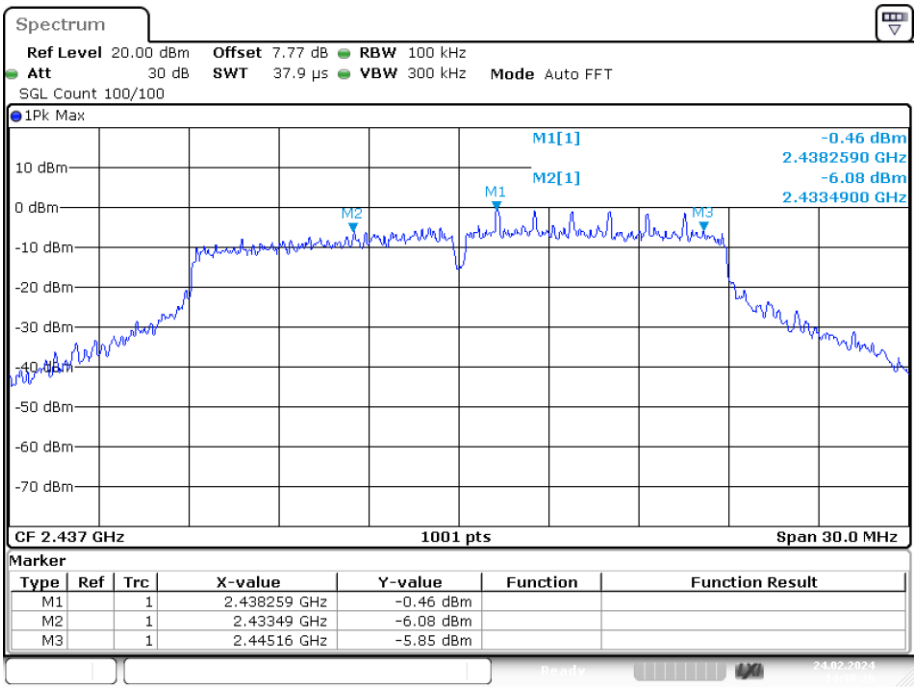


Date: 24.FEB.2024 14:38:25

-6dB Bandwidth NVNT n20 2462MHz Ant1

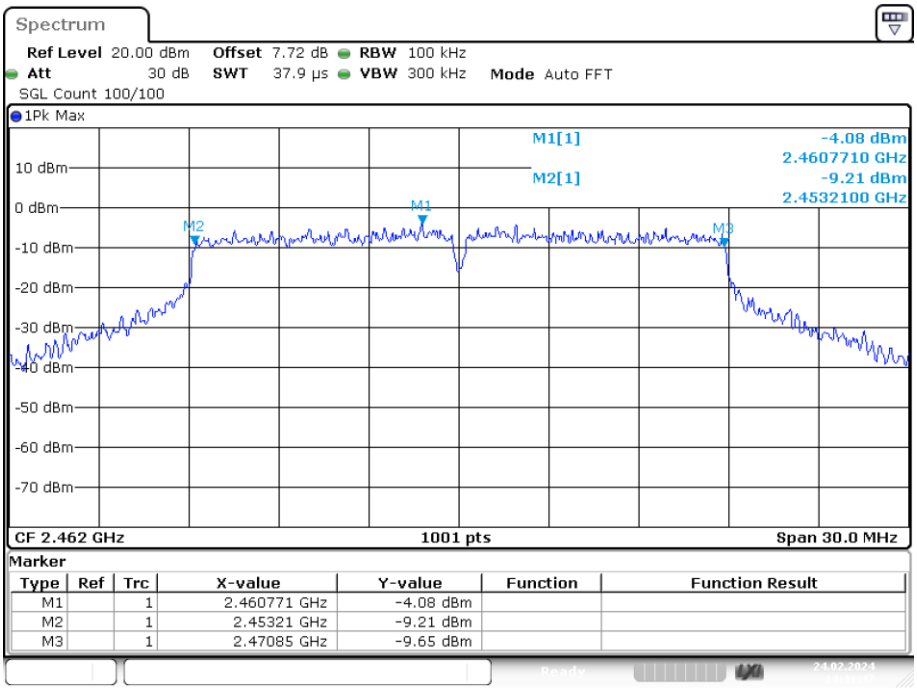


Date: 24.FEB.2024 14:41:47

-6dB Bandwidth NVNT n40 2422MHz Ant1

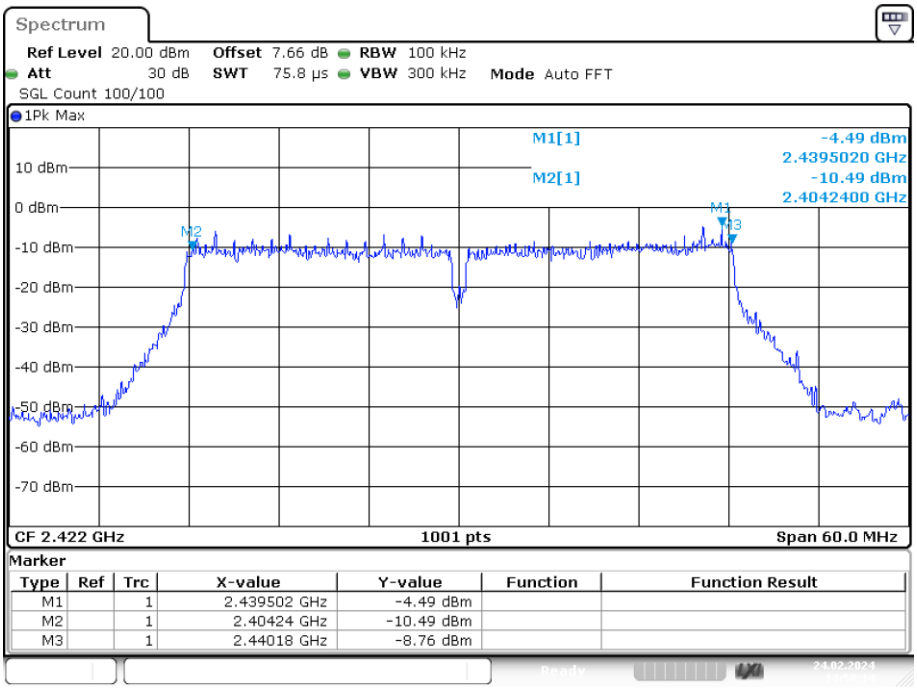


Date: 24.FEB.2024 14:50:14

-6dB Bandwidth NVNT n40 2437MHz Ant1

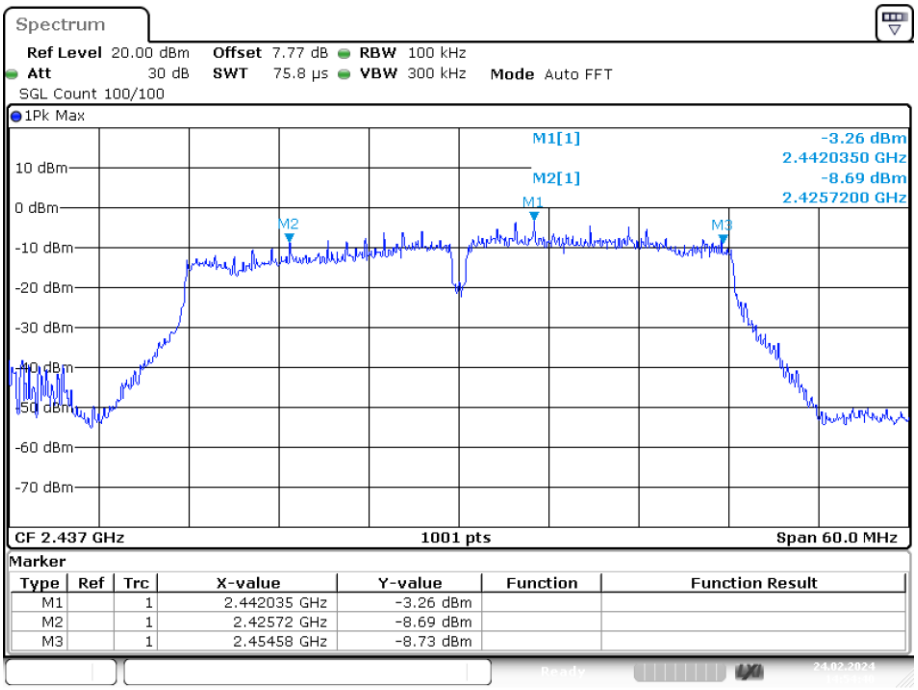


Date: 24.FEB.2024 14:54:40

-6dB Bandwidth NVNT n40 2452MHz Ant1

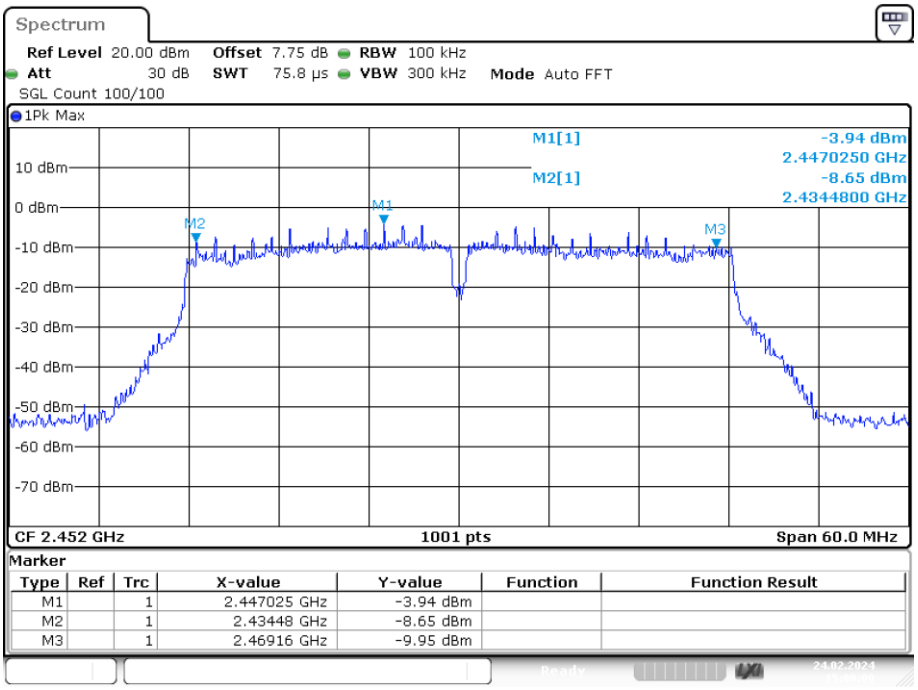


Date: 24.FEB.2024 15:00:08

**Occupied Channel Bandwidth**

| Condition | Mode | Frequency (MHz) | Antenna | 99% OBW (MHz) |
|---|---|---|---|---|
| NVNT | b | 2412 | Ant1 | 12.587 |
| NVNT | b | 2437 | Ant1 | 12.527 |
| NVNT | b | 2462 | Ant1 | 12.917 |
| NVNT | g | 2412 | Ant1 | 16.573 |
| NVNT | g | 2437 | Ant1 | 16.513 |
| NVNT | g | 2462 | Ant1 | 16.723 |
| NVNT | n20 | 2412 | Ant1 | 17.652 |
| NVNT | n20 | 2437 | Ant1 | 17.742 |
| NVNT | n20 | 2462 | Ant1 | 17.922 |
| NVNT | n40 | 2422 | Ant1 | 36.503 |
| NVNT | n40 | 2437 | Ant1 | 36.024 |
| NVNT | n40 | 2452 | Ant1 | 36.204 |

OBW NVNT b 2412MHz Ant1

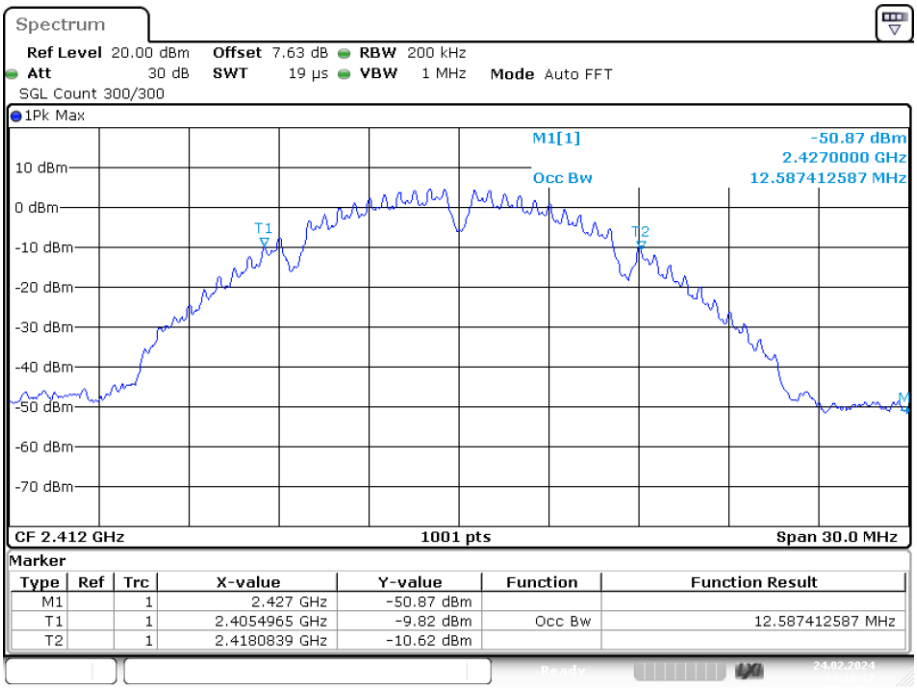


Date: 24.FEB.2024 14:10:36

OBW NVNT b 2437MHz Ant1

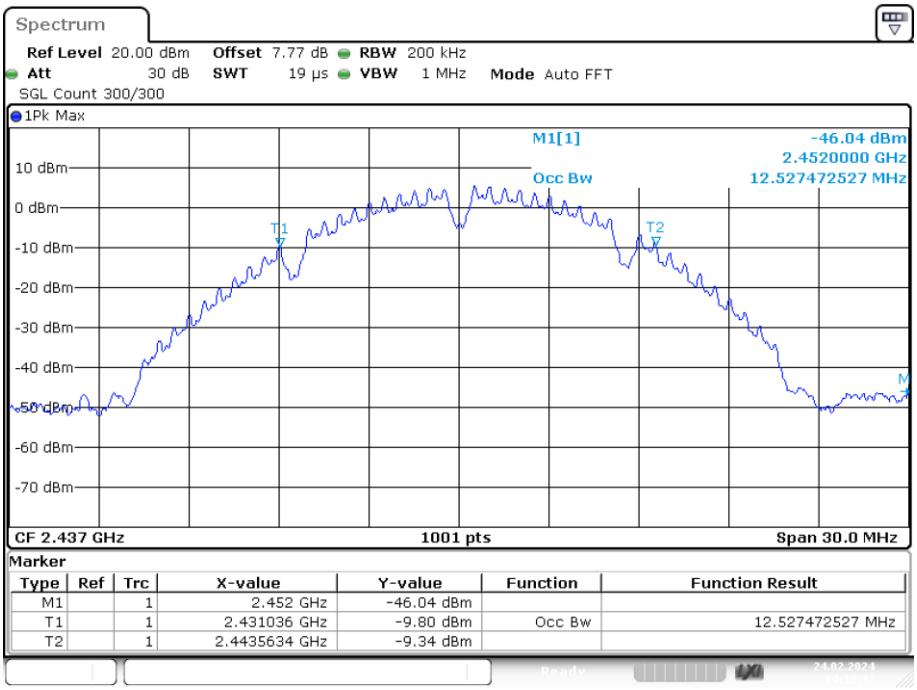


Date: 24.FEB.2024 14:12:42

OBW NVNT b 2462MHz Ant1

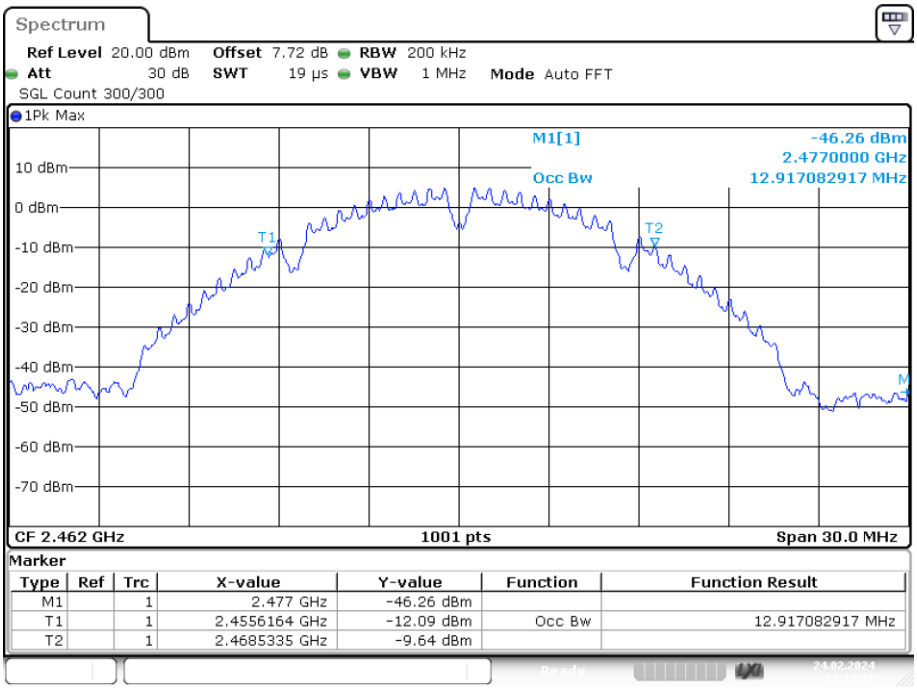


Date: 24.FEB.2024 14:14:32

OBW NVNT g 2412MHz Ant1

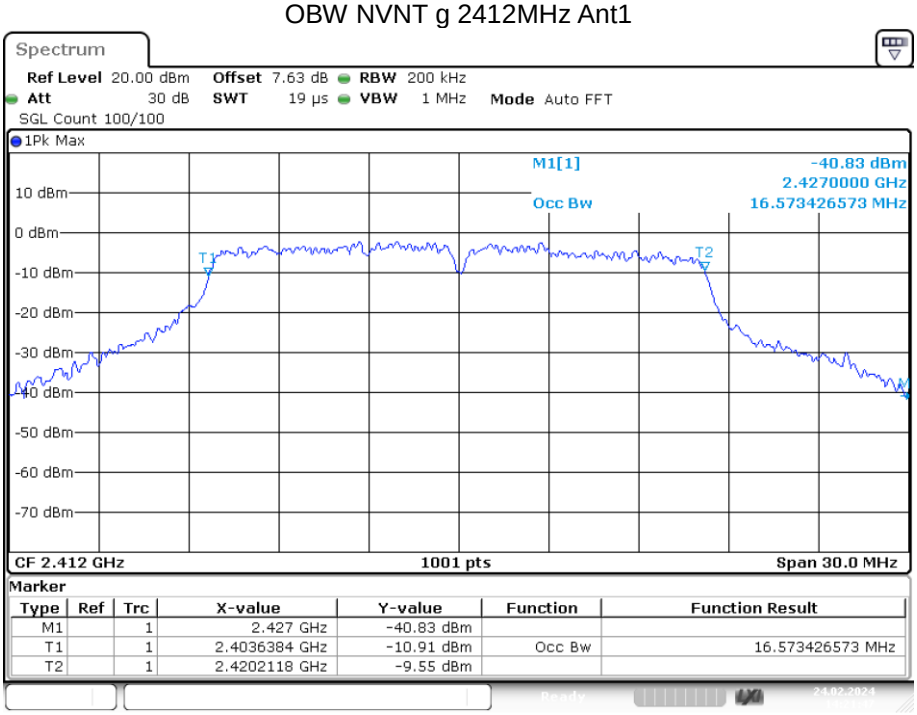


Date: 24.FEB.2024 14:21:47

OBW NVNT g 2437MHz Ant1

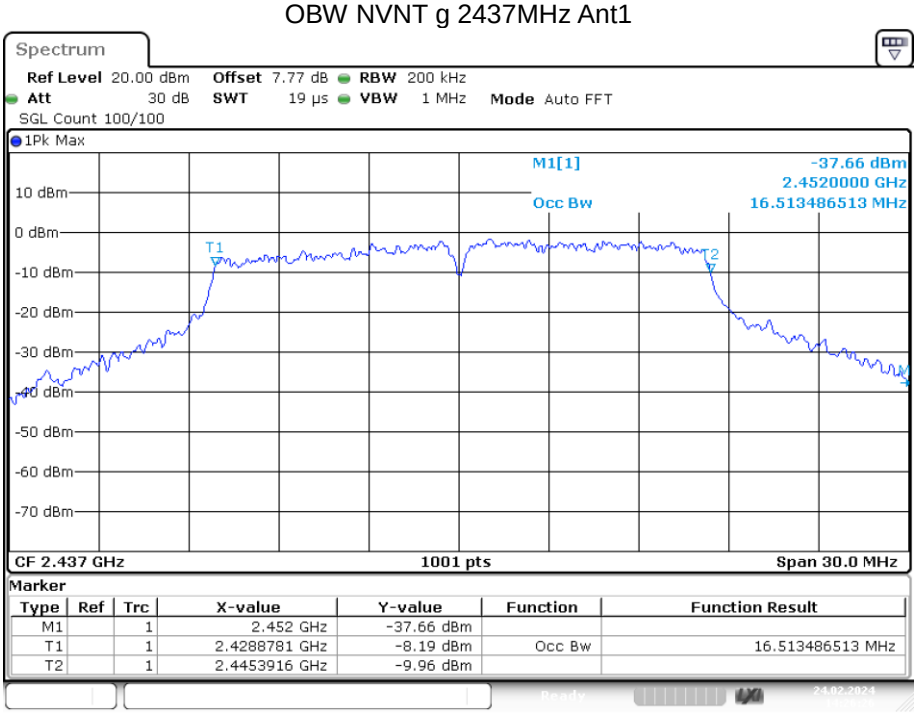


Date: 24.FEB.2024 14:26:27

OBW NVNT g 2462MHz Ant1

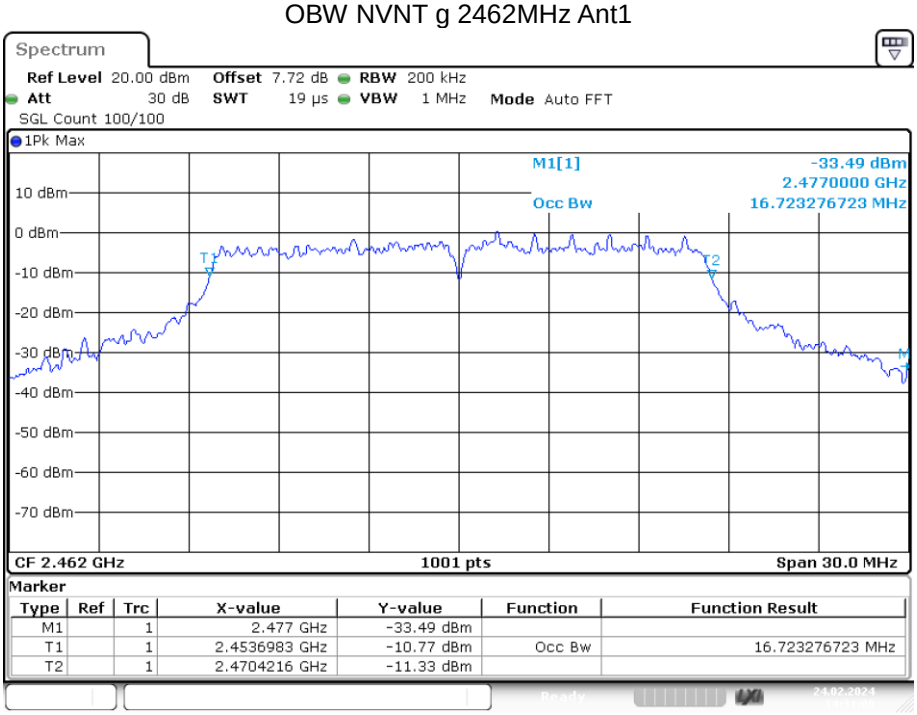


Date: 24.FEB.2024 14:31:08

OBW NVNT n20 2412MHz Ant1

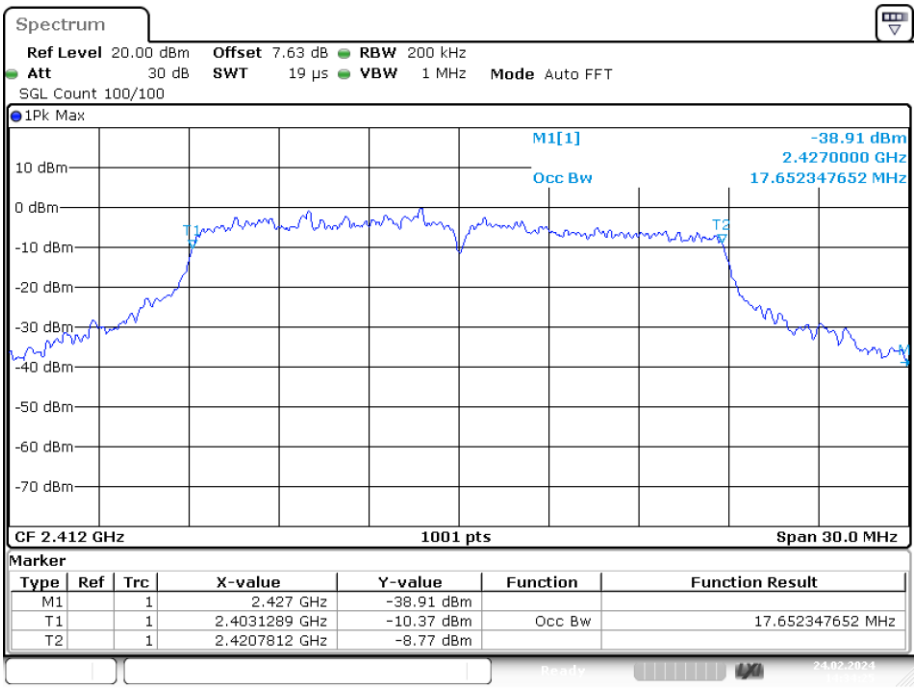


Date: 24.FEB.2024 14:34:24

OBW NVNT n20 2437MHz Ant1

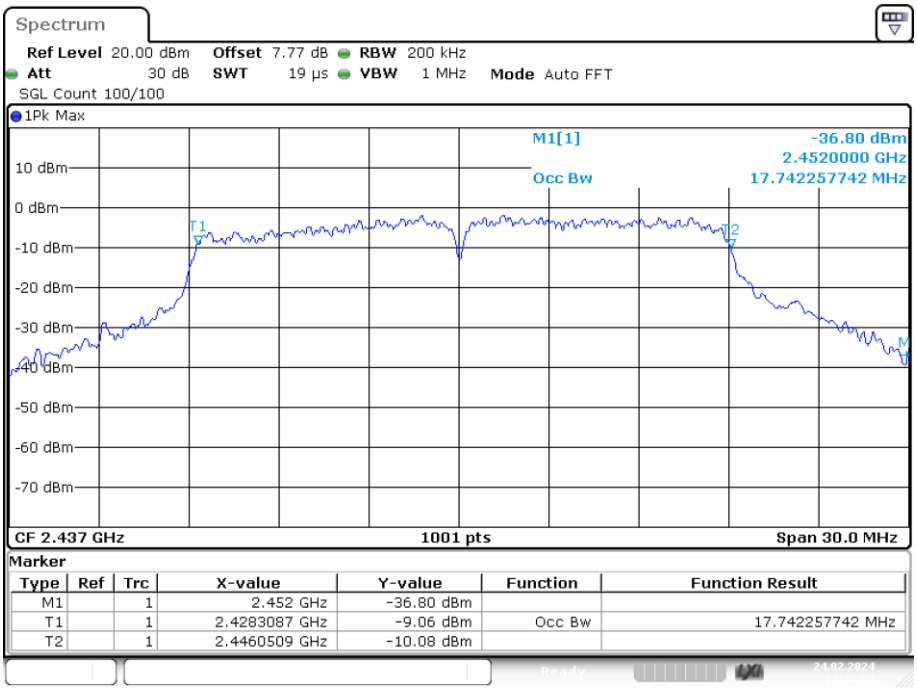


Date: 24.FEB.2024 14:38:08

OBW NVNT n20 2462MHz Ant1

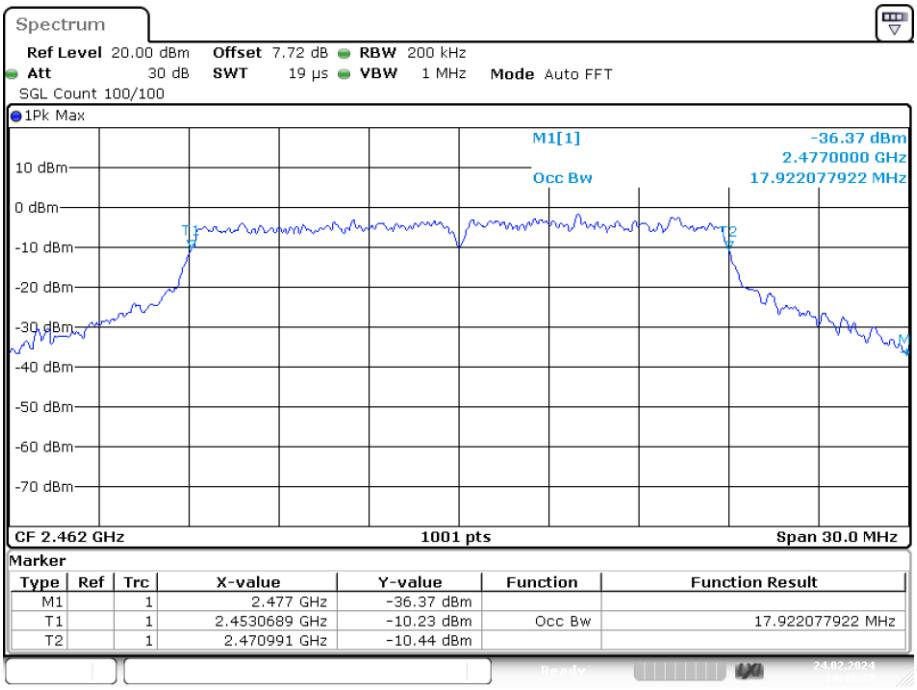


Date: 24.FEB.2024 14:41:27

OBW NVNT n40 2422MHz Ant1

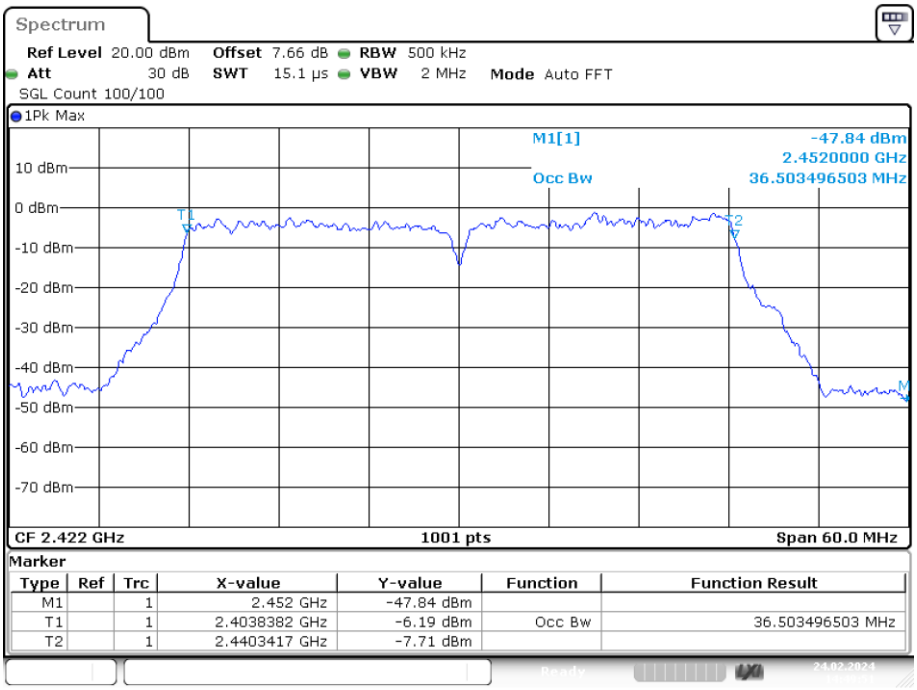


Date: 24.FEB.2024 14:49:51

OBW NVNT n40 2437MHz Ant1

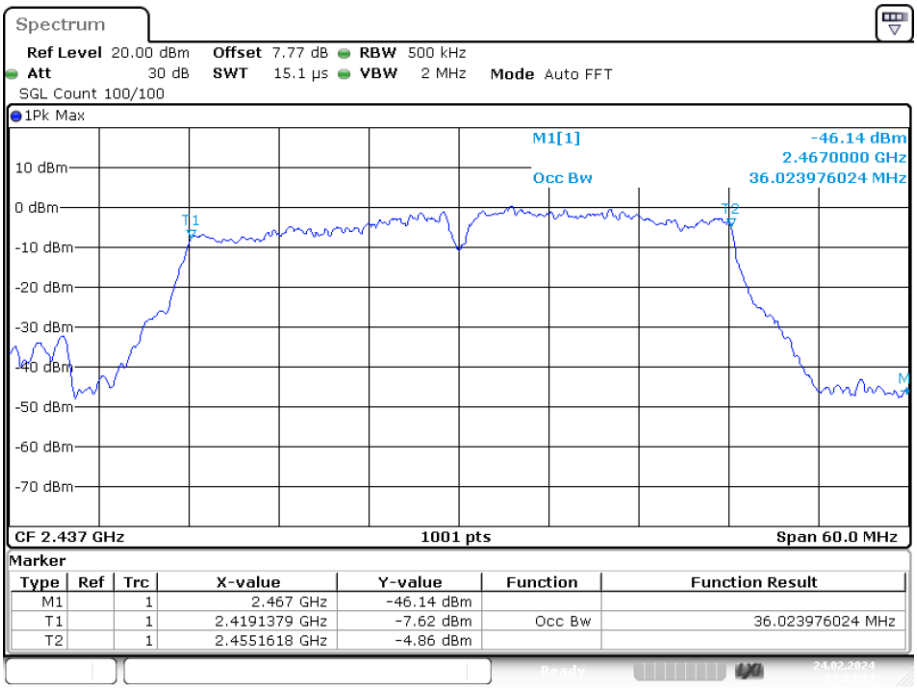


Date: 24.FEB.2024 14:54:14

OBW NVNT n40 2452MHz Ant1

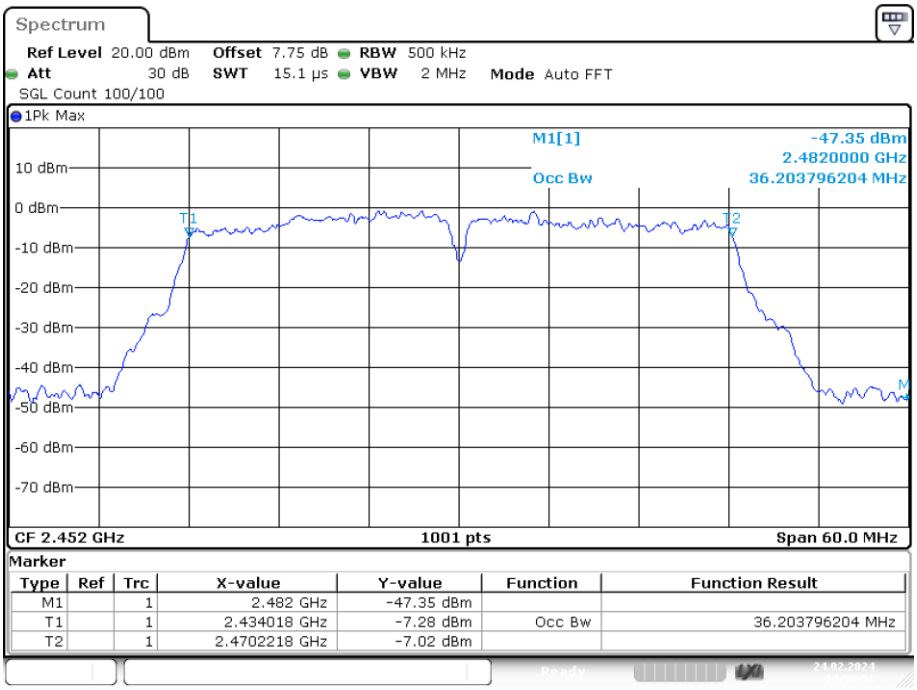


Marker

| Type | Ref | Trc | X-value | Y-value | Function | Function Result |
|---|---|---|---|---|---|---|
| M1 | | 1 | 2.482 GHz | -47.35 dBm | | |
| T1 | | 1 | 2.434018 GHz | -7.28 dBm | Occ Bw | 36.203796204 MHz |
| T2 | | 1 | 2.4702218 GHz | -7.02 dBm | | |

Date: 24.FEB.2024 14:59:50

# 8. BAND EDGE CHECK

## 8.1. Test limits

Please refer RSS-GEN & FCC PART 15: 15.247

All the lower and upper band-edges emissions appearing within 2310MHz to 2390MHz and 2483.5MHz to 2500MHz restricted frequency bands shall not exceed the limits shown in 15.209, all the other emissions outside operation frequency band 2400MHz to 2483.5MHz shall be at least 20dB below the fundamental emissions, or comply with 15.209 limits and RSS-GEN limits.

## 8.2. Test Procedure

Details see the KDB558074 D01 Meas Guidance v05r02

8.2.1 Put the EUT on a 1.5m high table, power on the EUT. Emissions were scanned and measured rotating the EUT to 360 degrees, Find the maximum Emission

8.2.2 Check the spurious emissions out of band.

8.2.3 RBW 1MHz, VBW 3MHz, peak detector for peak value, RBW 1MHz, VBW 10Hz, RMS detector for AV value.

## 8.3. Test Setup

Same as 5.2.2.

## 8.4. Test Results

PASS.

Detailed information please see the following page.

Test Mode: IEEE 802.11b-Low

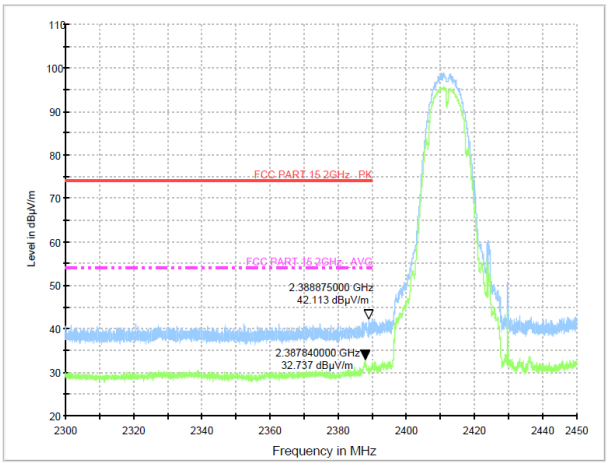


Test Mode: IEEE 802.11b-High

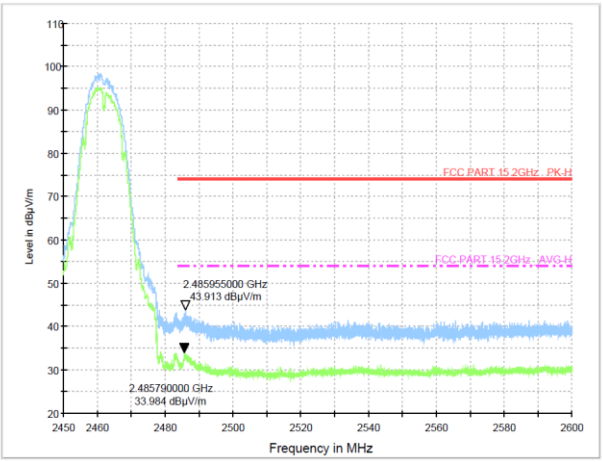


Test Mode: IEEE 802.11g-Low

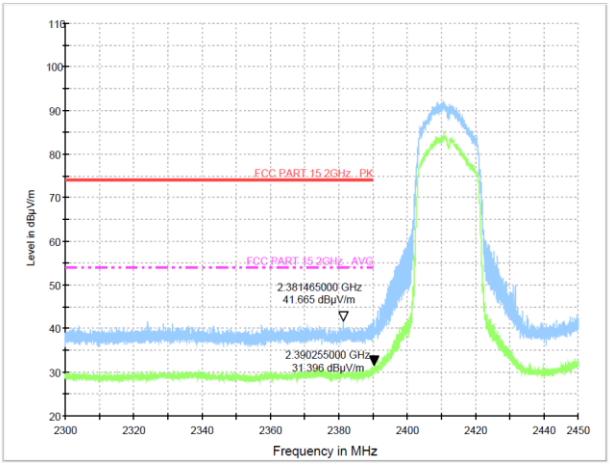


Test Mode: IEEE 802.11g-High

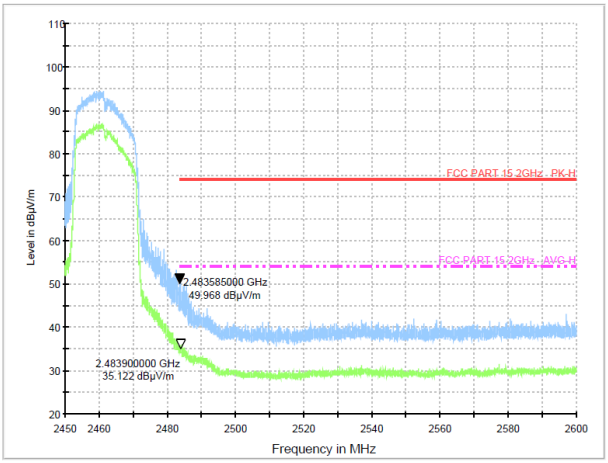

Test Mode: IEEE 802.11n20-Low

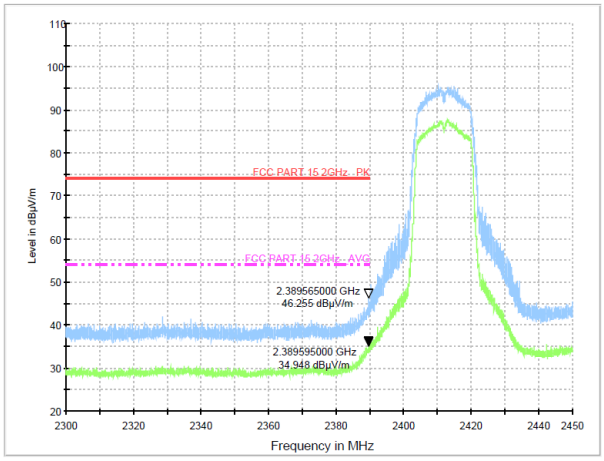


Test Mode: IEEE 802.11n20-High

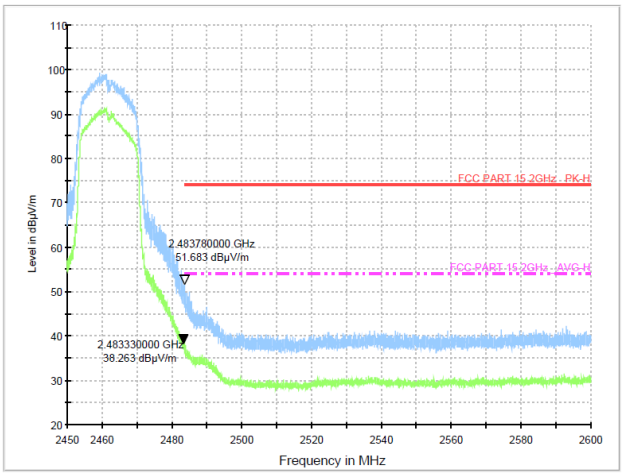


Test Mode: IEEE 802.11n40-Low

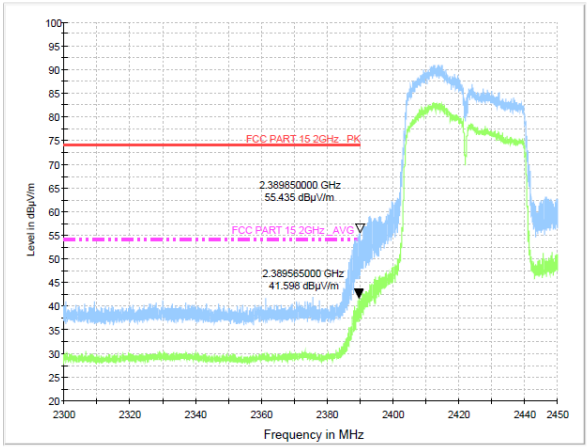


Test Mode: IEEE 802.11n40-High

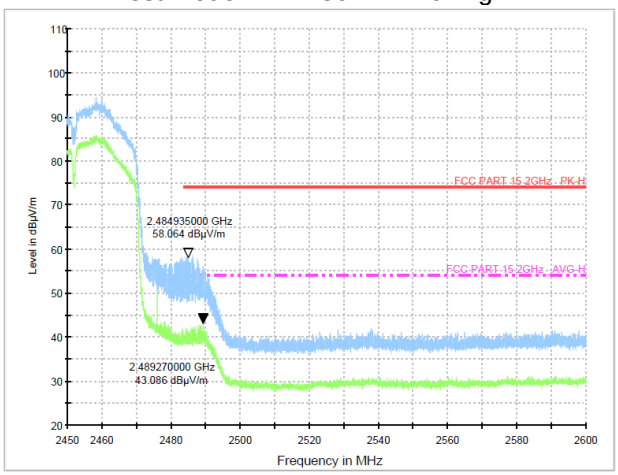

**Conducted**

Band Edge NVNT b 2412MHz Ant1 Ref

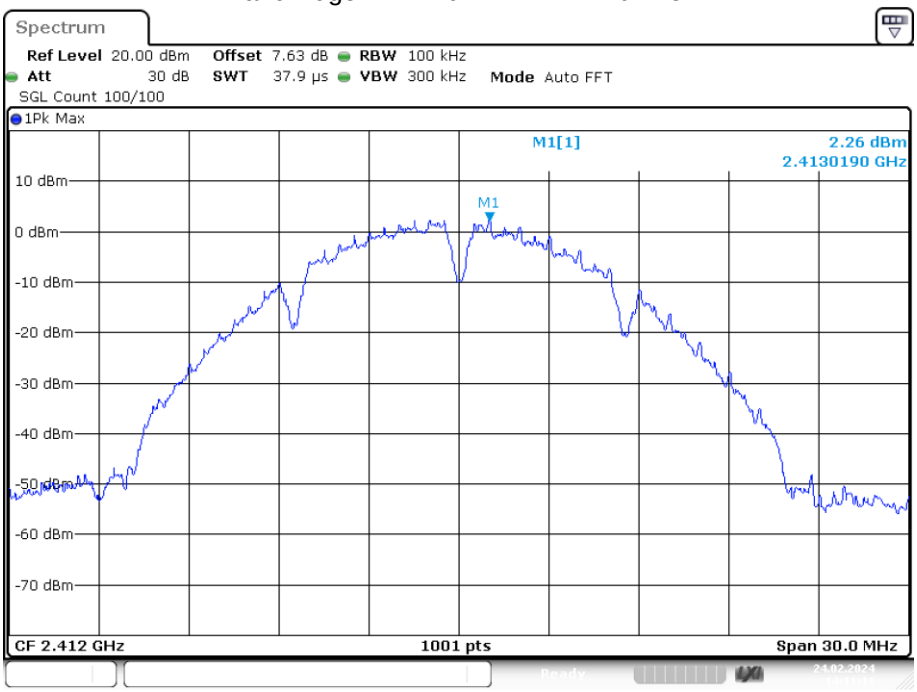


Date: 24.FEB.2024 14:11:11

Band Edge NVNT b 2412MHz Ant1 Emission

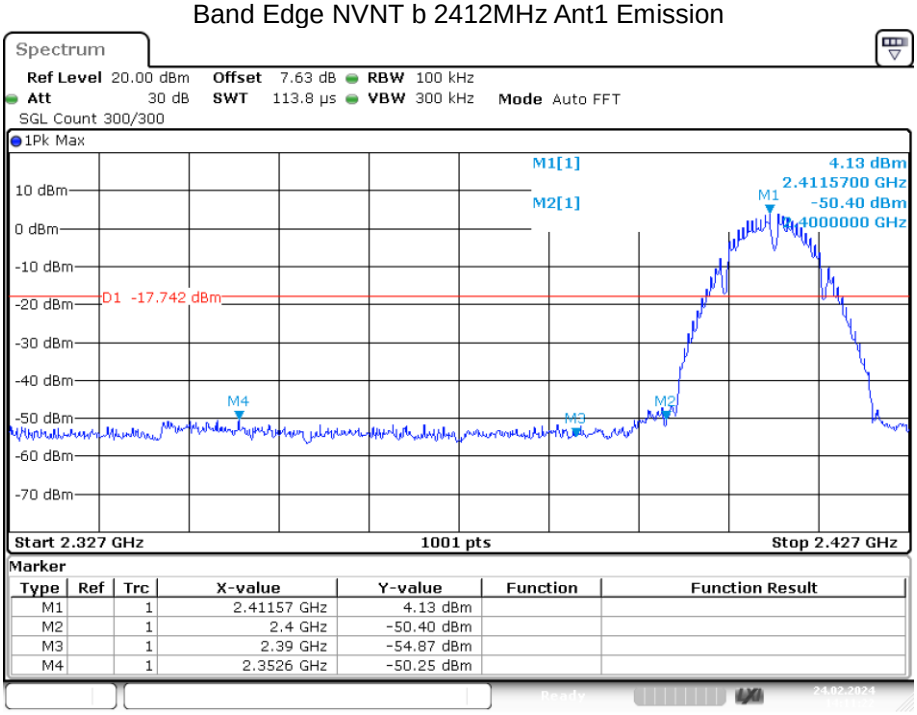


Marker

| Type | Ref | Trc | X-value | Y-value | Function | Function Result |
|---|---|---|---|---|---|---|
| M1 | | 1 | 2.41157 GHz | 4.13 dBm | | |
| M2 | | 1 | 2.4 GHz | -50.40 dBm | | |
| M3 | | 1 | 2.39 GHz | -54.87 dBm | | |
| M4 | | 1 | 2.3526 GHz | -50.25 dBm | | |

Date: 24.FEB.2024 14:11:22

Band Edge NVNT b 2462MHz Ant1 Ref

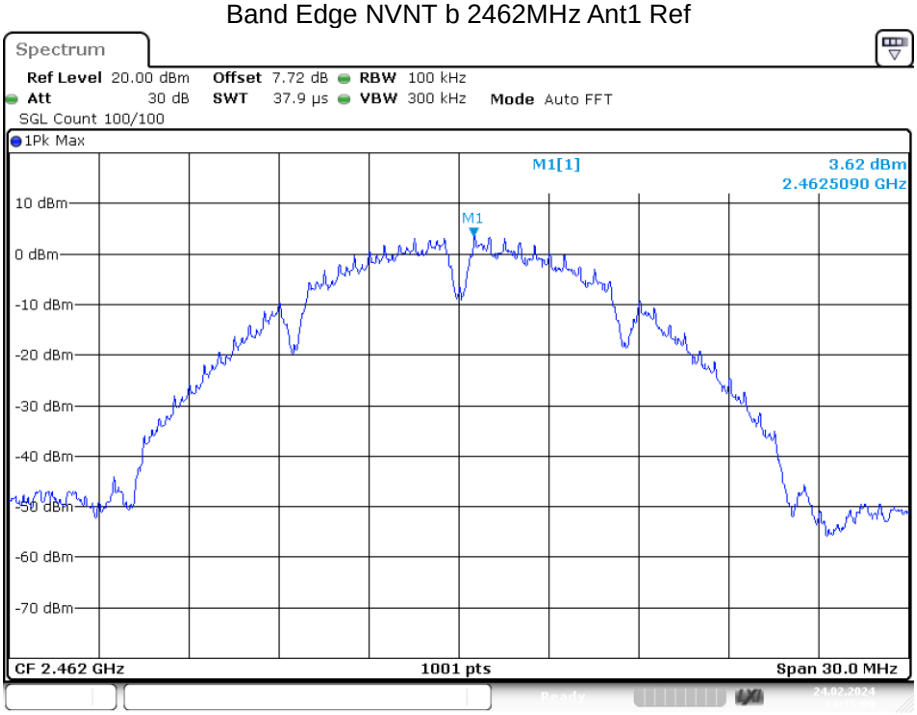


Date: 24.FEB.2024 14:15:09

Band Edge NVNT b 2462MHz Ant1 Emission

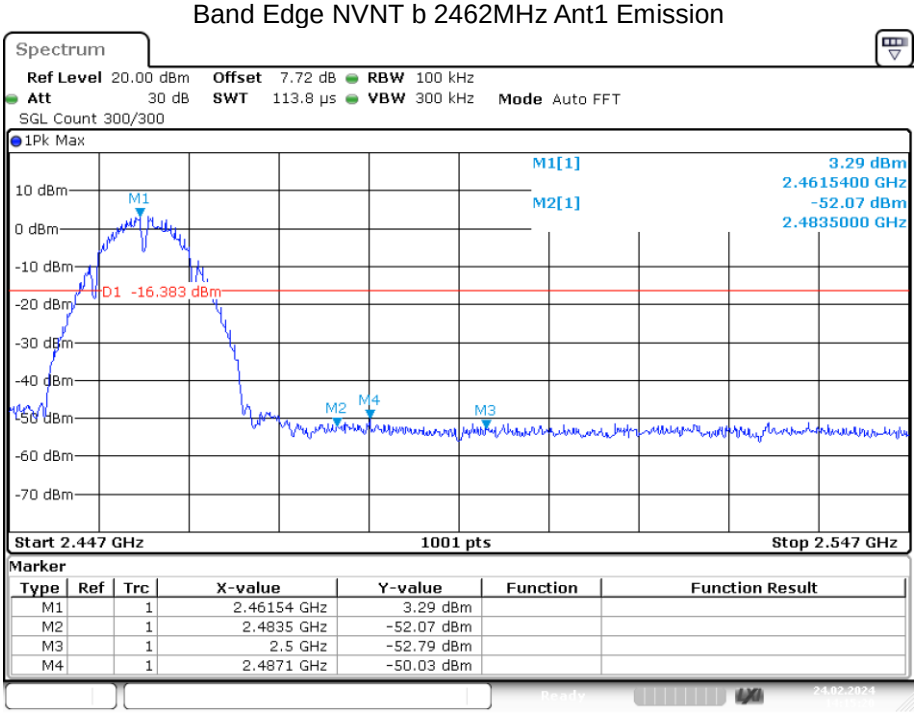


Marker

| Type | Ref | Trc | X-value | Y-value | Function | Function Result |
|---|---|---|---|---|---|---|
| M1 | | 1 | 2.46154 GHz | 3.29 dBm | | |
| M2 | | 1 | 2.4835 GHz | -52.07 dBm | | |
| M3 | | 1 | 2.5 GHz | -52.79 dBm | | |
| M4 | | 1 | 2.4871 GHz | -50.03 dBm | | |

Date: 24.FEB.2024 14:15:21

Band Edge NVNT g 2412MHz Ant1 Ref

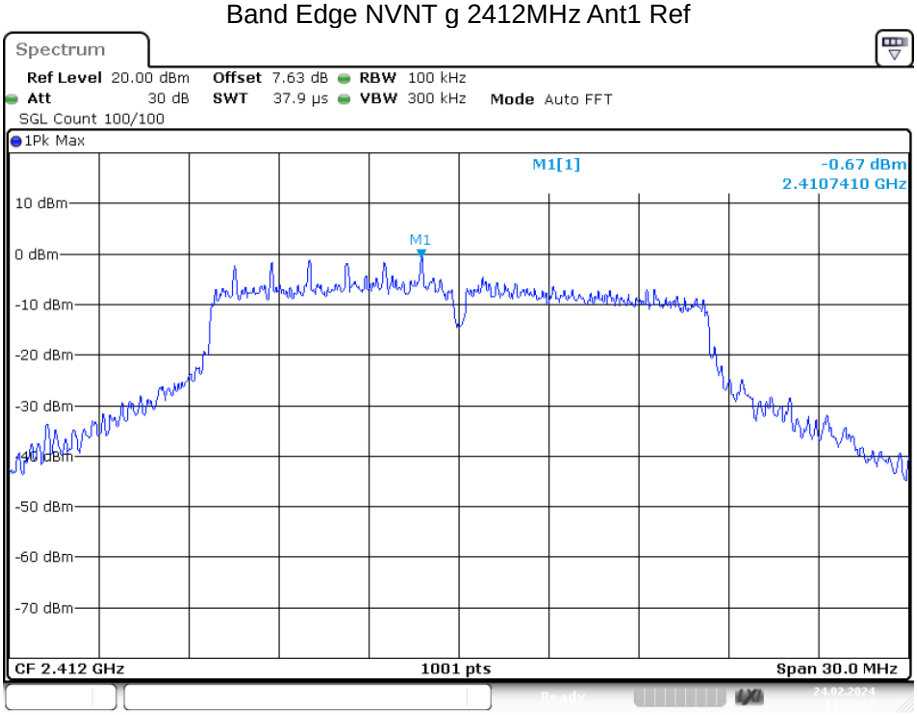


Date: 24.FEB.2024 14:22:27

Band Edge NVNT g 2412MHz Ant1 Emission

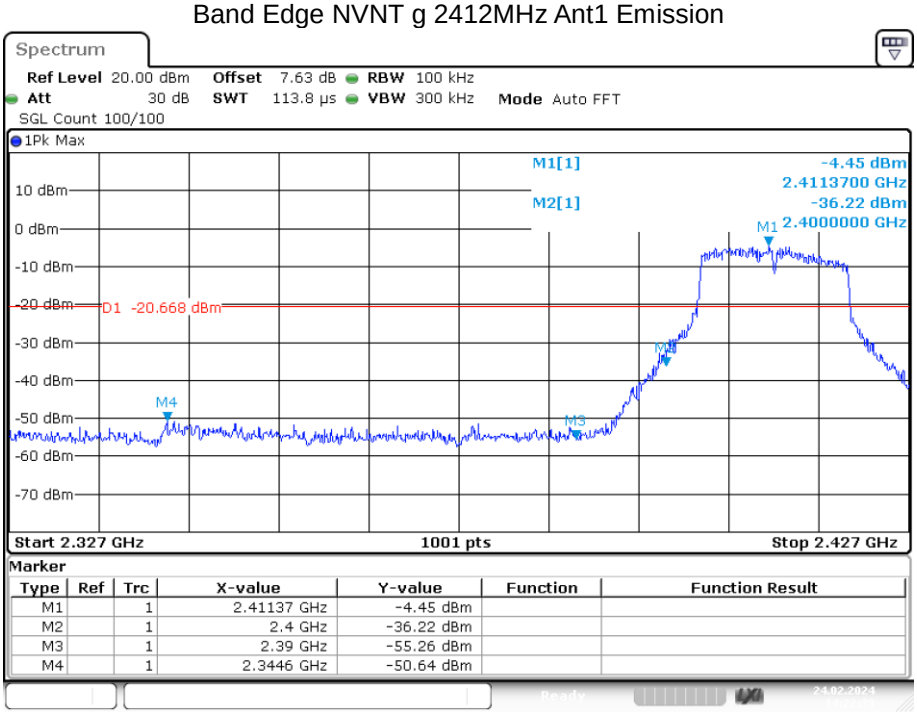


Marker

| Type | Ref | Trc | X-value | Y-value | Function | Function Result |
|---|---|---|---|---|---|---|
| M1 | | 1 | 2.41137 GHz | -4.45 dBm | | |
| M2 | | 1 | 2.4 GHz | -36.22 dBm | | |
| M3 | | 1 | 2.39 GHz | -55.26 dBm | | |
| M4 | | 1 | 2.3446 GHz | -50.64 dBm | | |

Date: 24.FEB.2024 14:22:33

Band Edge NVNT g 2462MHz Ant1 Ref

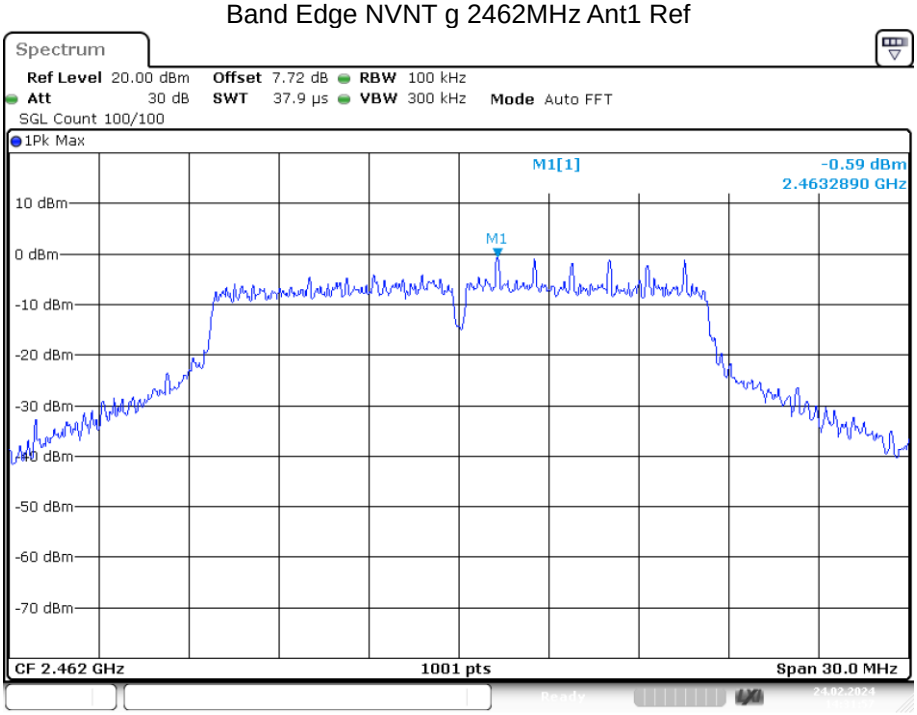


Date: 24.FEB.2024 14:31:57

Band Edge NVNT g 2462MHz Ant1 Emission

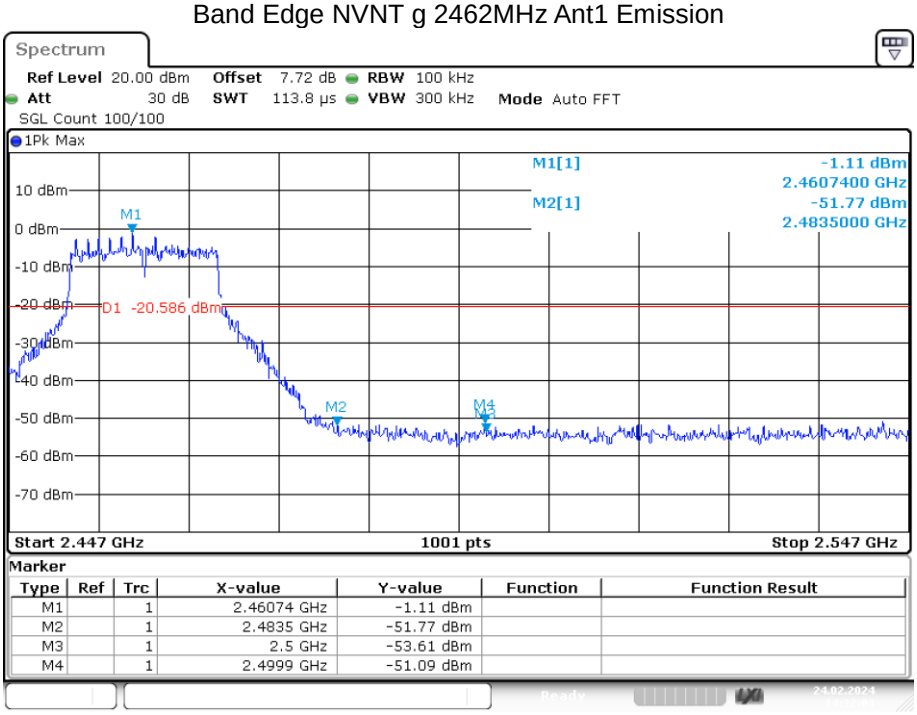


Marker

| Type | Ref | Trc | X-value | Y-value | Function | Function Result |
|---|---|---|---|---|---|---|
| M1 | | 1 | 2.46074 GHz | -1.11 dBm | | |
| M2 | | 1 | 2.4835 GHz | -51.77 dBm | | |
| M3 | | 1 | 2.5 GHz | -53.61 dBm | | |
| M4 | | 1 | 2.4999 GHz | -51.09 dBm | | |

Date: 24.FEB.2024 14:32:03

Band Edge NVNT n20 2412MHz Ant1 Ref

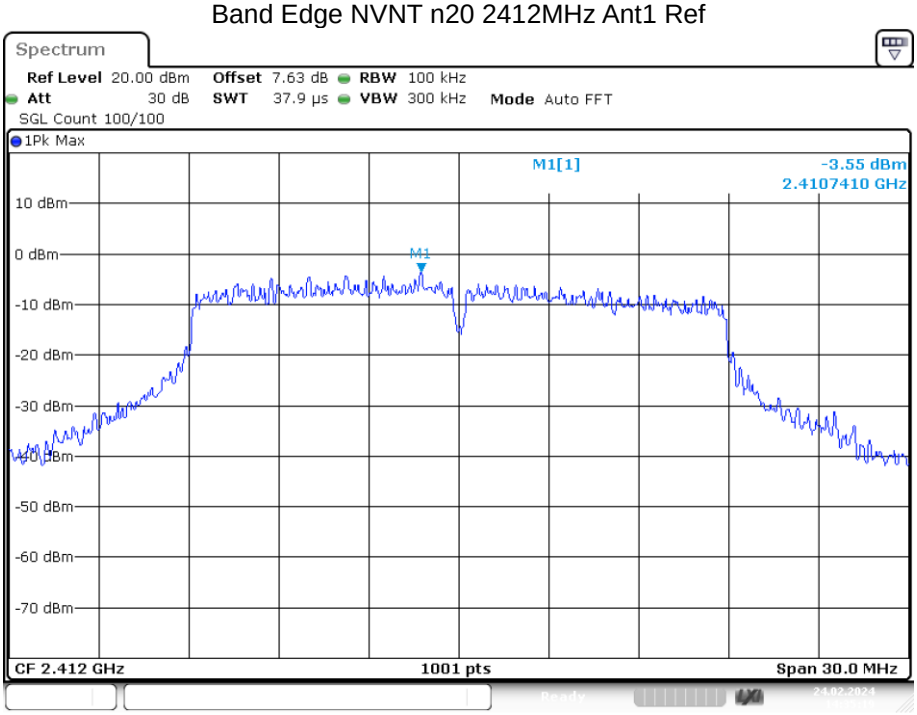


Date: 24.FEB.2024 14:35:19

Band Edge NVNT n20 2412MHz Ant1 Emission

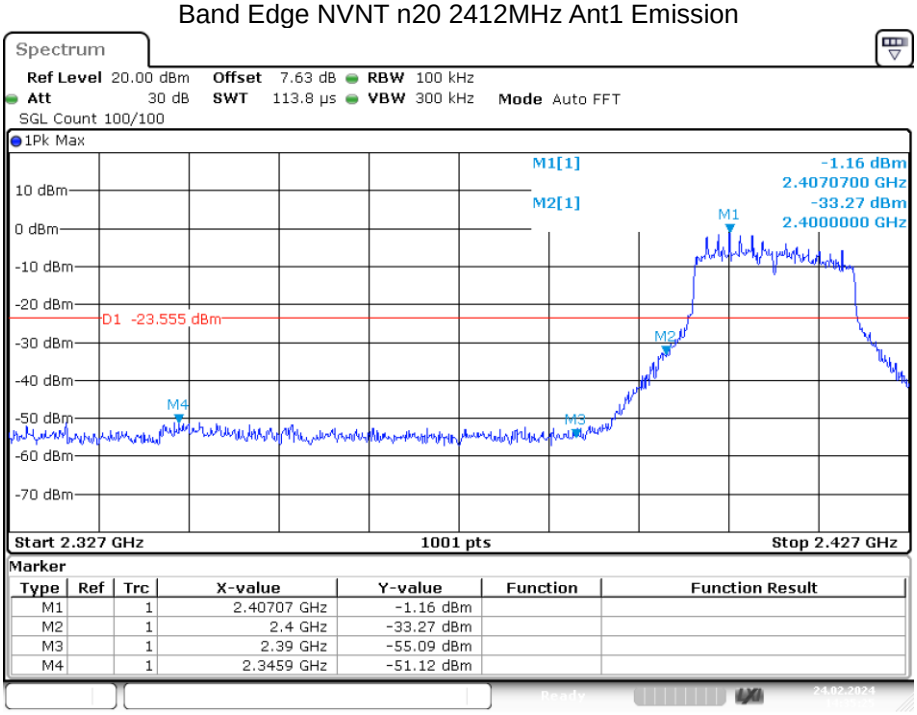


Marker

| Type | Ref | Trc | X-value | Y-value | Function | Function Result |
|---|---|---|---|---|---|---|
| M1 | | 1 | 2.40707 GHz | -1.16 dBm | | |
| M2 | | 1 | 2.4 GHz | -33.27 dBm | | |
| M3 | | 1 | 2.39 GHz | -55.09 dBm | | |
| M4 | | 1 | 2.3459 GHz | -51.12 dBm | | |

Date: 24.FEB.2024 14:35:25

Band Edge NVNT n20 2462MHz Ant1 Ref

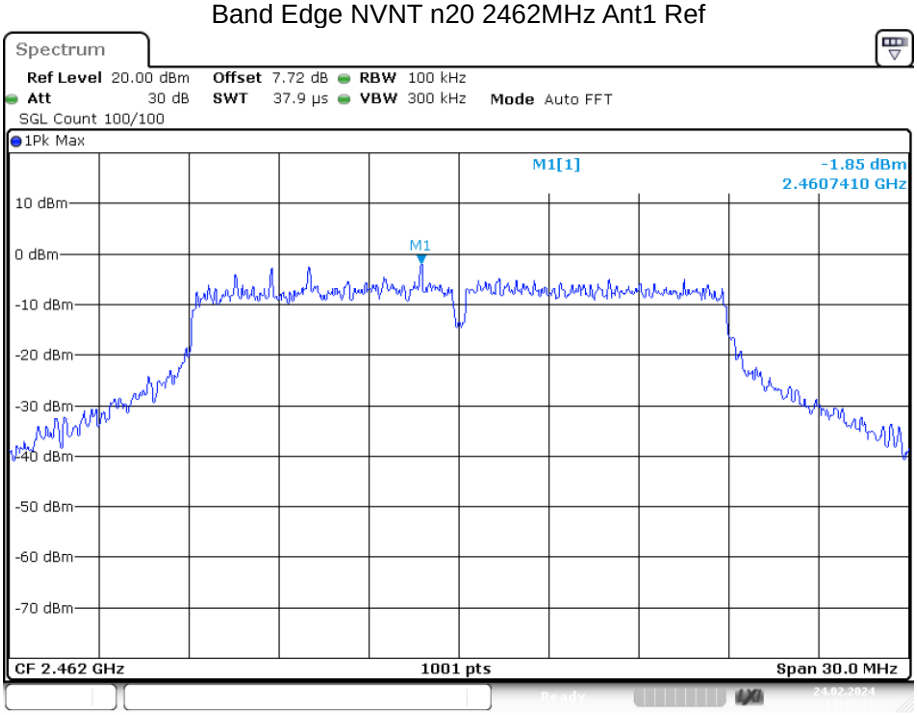


Date: 24.FEB.2024 14:42:30

Band Edge NVNT n20 2462MHz Ant1 Emission

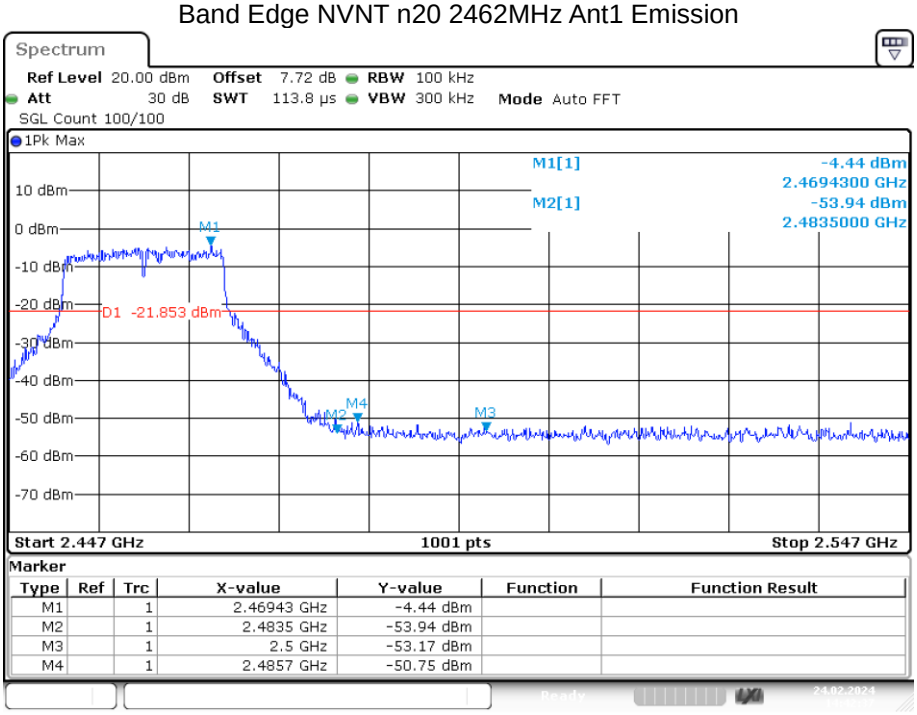


Marker

| Type | Ref | Trc | X-value | Y-value | Function | Function Result |
|---|---|---|---|---|---|---|
| M1 | | 1 | 2.46943 GHz | -4.44 dBm | | |
| M2 | | 1 | 2.4835 GHz | -53.94 dBm | | |
| M3 | | 1 | 2.5 GHz | -53.17 dBm | | |
| M4 | | 1 | 2.4857 GHz | -50.75 dBm | | |

Date: 24.FEB.2024 14:42:36

Band Edge NVNT n40 2422MHz Ant1 Ref

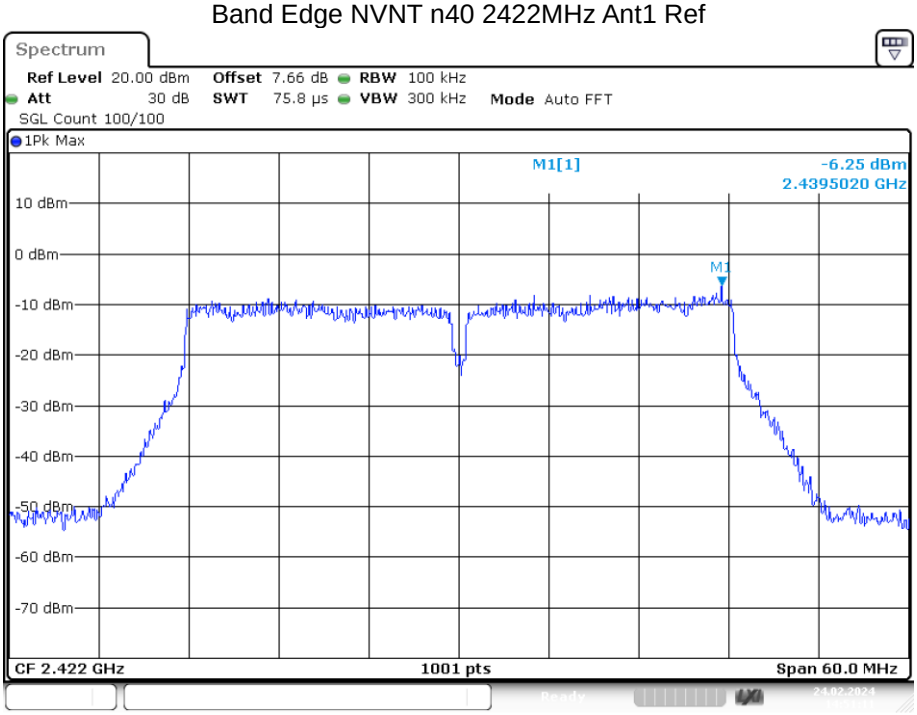


Date: 24.FEB.2024 14:51:10

Band Edge NVNT n40 2422MHz Ant1 Emission

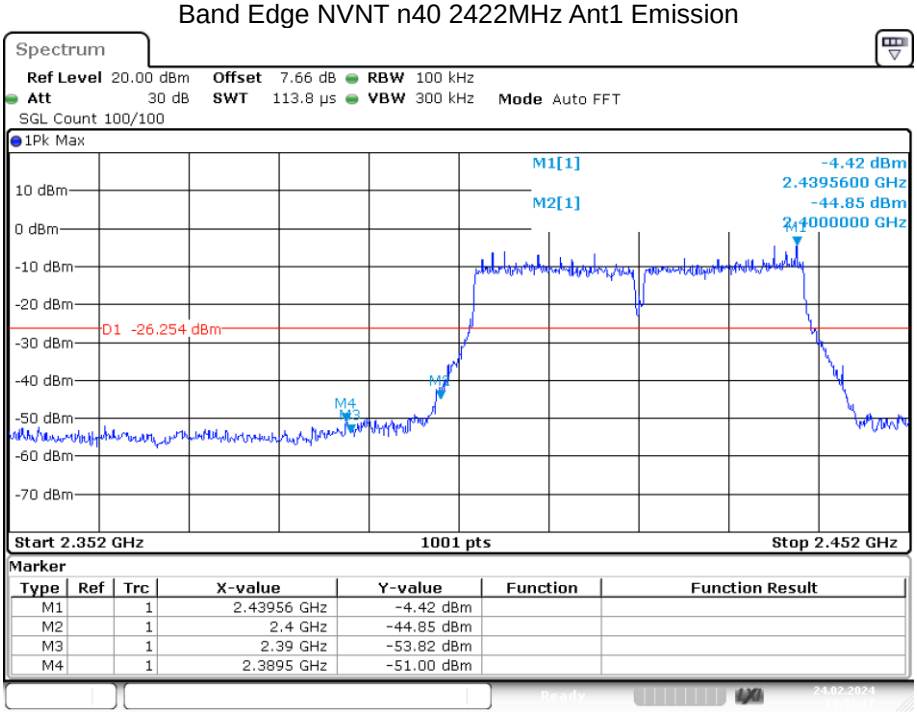


Marker

| Type | Ref | Trc | X-value | Y-value | Function | Function Result |
|---|---|---|---|---|---|---|
| M1 | | 1 | 2.43956 GHz | -4.42 dBm | | |
| M2 | | 1 | 2.4 GHz | -44.85 dBm | | |
| M3 | | 1 | 2.39 GHz | -53.82 dBm | | |
| M4 | | 1 | 2.3895 GHz | -51.00 dBm | | |

Date: 24.FEB.2024 14:51:16

Band Edge NVNT n40 2452MHz Ant1 Ref

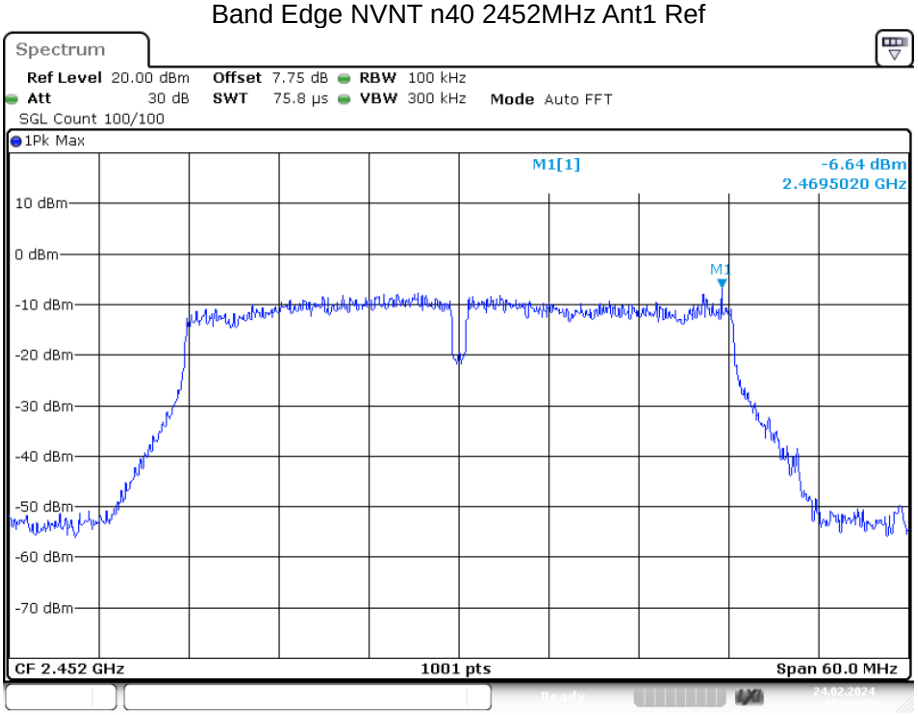


Date: 24.FEB.2024 15:00:58

Band Edge NVNT n40 2452MHz Ant1 Emission

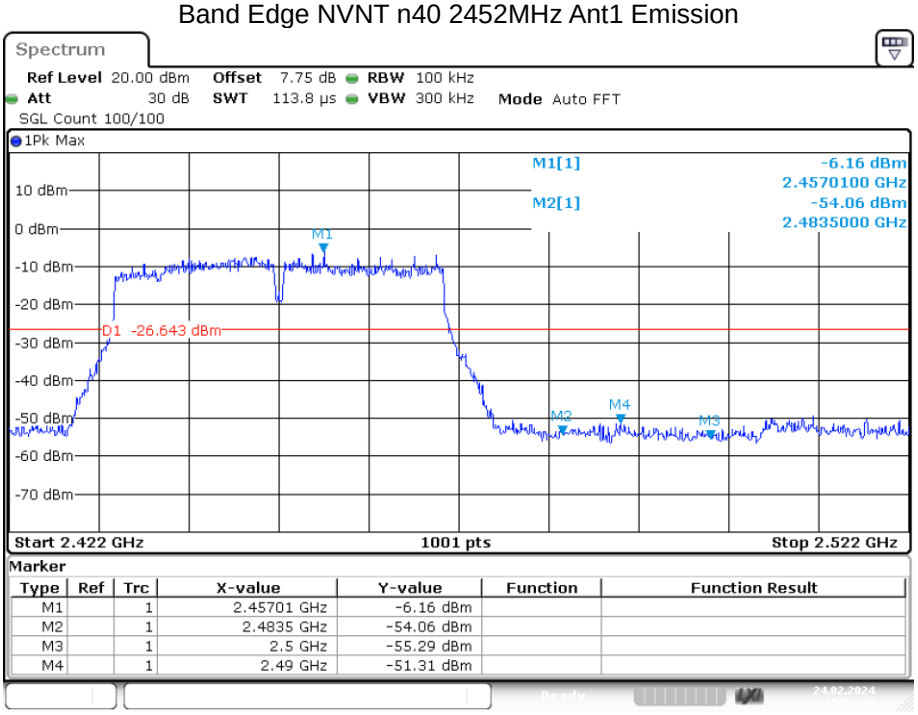


Marker

| Type | Ref | Trc | X-value | Y-value | Function | Function Result |
|---|---|---|---|---|---|---|
| M1 | | 1 | 2.45701 GHz | -6.16 dBm | | |
| M2 | | 1 | 2.4835 GHz | -54.06 dBm | | |
| M3 | | 1 | 2.5 GHz | -55.29 dBm | | |
| M4 | | 1 | 2.49 GHz | -51.31 dBm | | |

Date: 24.FEB.2024 15:01:03

# 9. ANTENNA REQUIREMENT

## 9.1. Standard Requirement

An intentional radiator shall be designed to ensure that no antenna other than that furnished by the responsible party shall be used with the device. The use of a permanently attached antenna or of an antenna that uses a unique coupling to the intentional radiator shall be considered sufficient to comply with the provisions of this Section. The manufacturer may design the unit so that a broken antenna can be replaced by the user, but the use of a standard antenna jack or electrical connector is prohibited.

## 9.2. Antenna Connected Construction

The antenna connector is unique antenna and no consideration of replacement. Please see EUT photo for details.

## 9.3. Results

The EUT antenna is integrated antenna. It complies with the standard requirement.

# 10. TEST SETUP PHOTO

## 10.1. Photos of Radiated emission





## 10.2.Photos of Conducted Emission test



**-------END OF REPORT-------**