11AX40MIMO_Ant1_5310

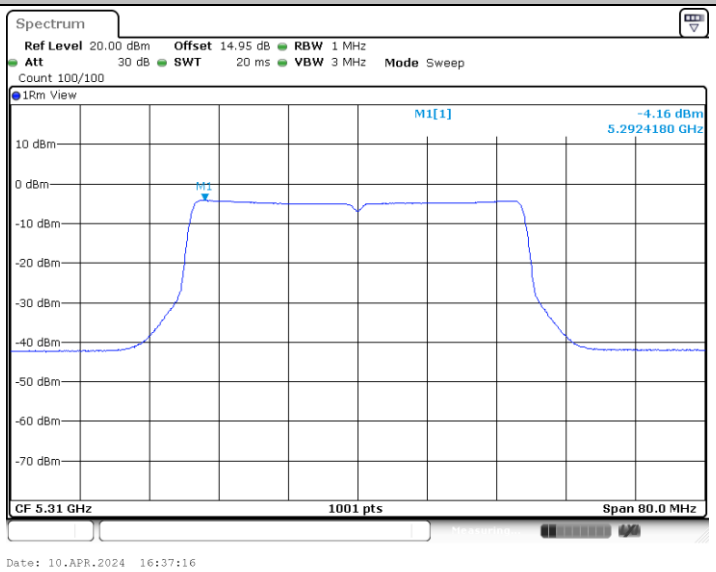

11AX40MIMO_Ant2_5310

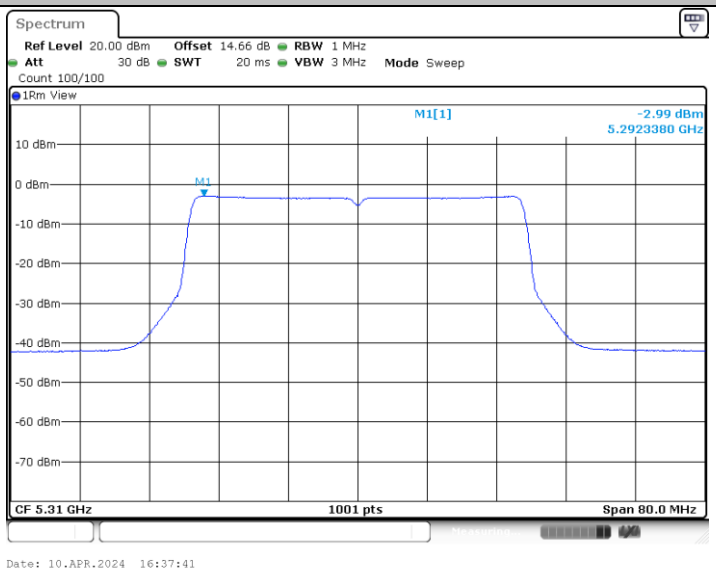

11AX40MIMO_Ant1_5510

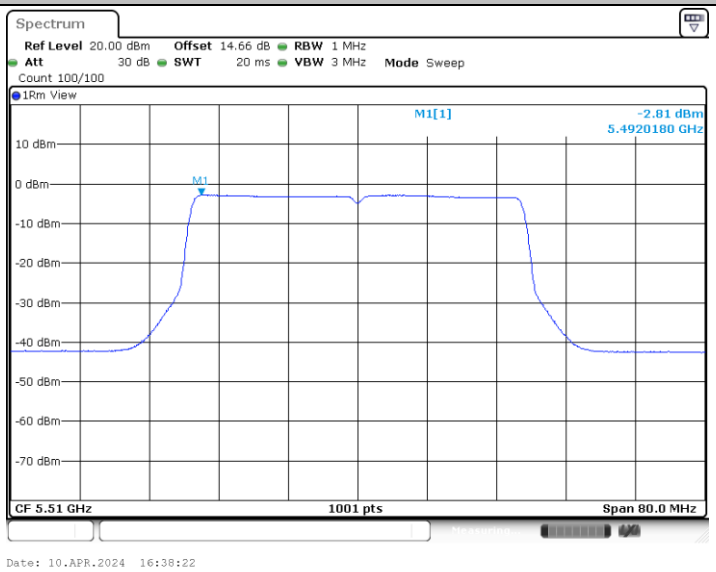

11AX40MIMO_Ant2_5510

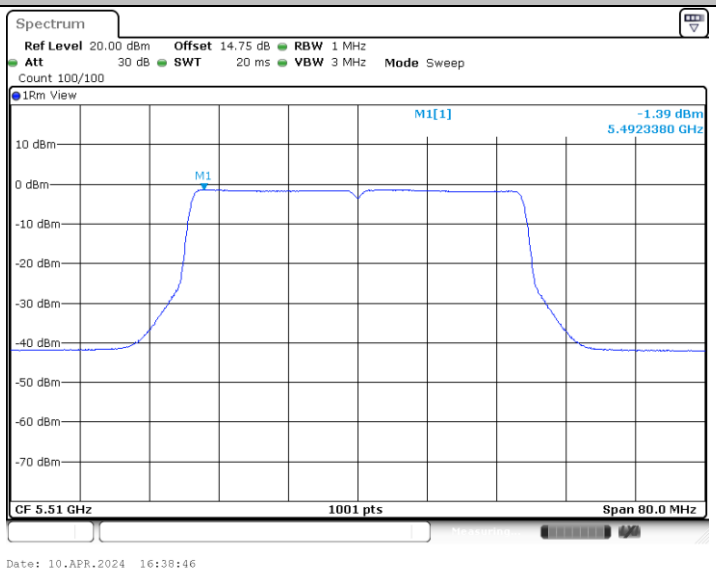

11AX40MIMO_Ant1_5550

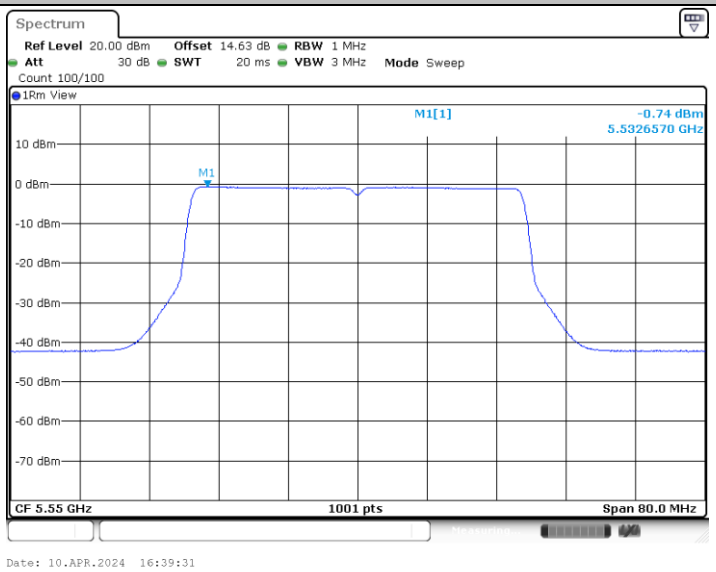

11AX40MIMO_Ant2_5550

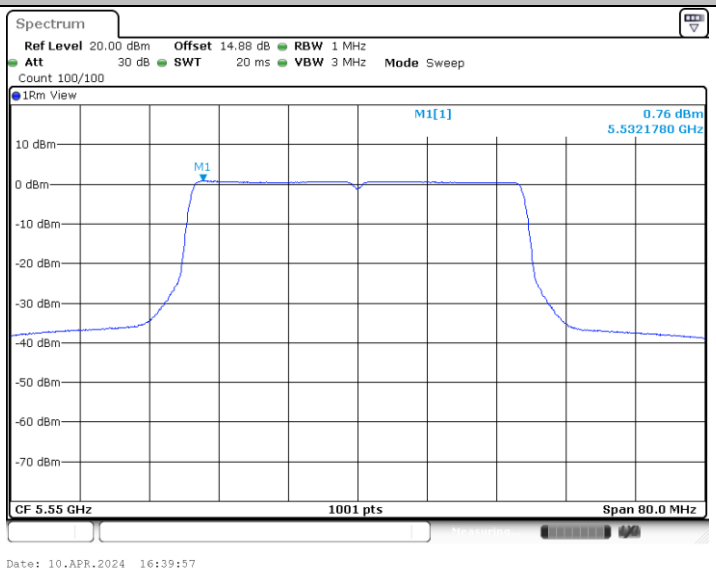

11AX40MIMO_Ant1_5670

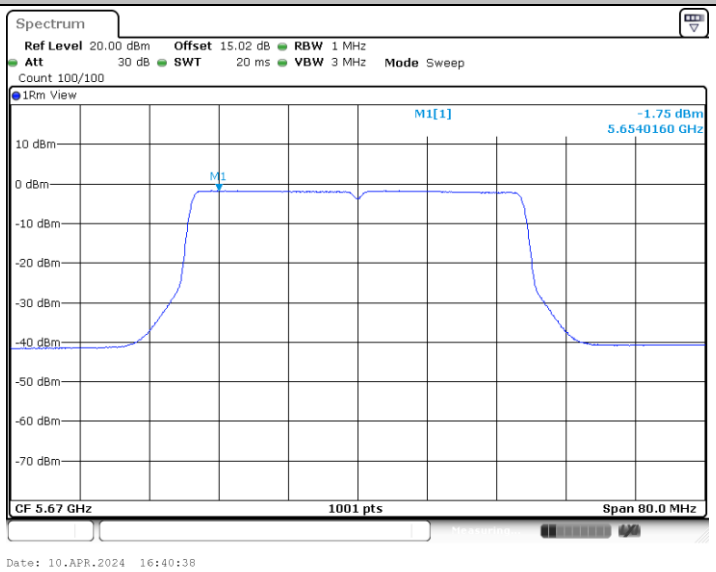

11AX40MIMO_Ant2_5670

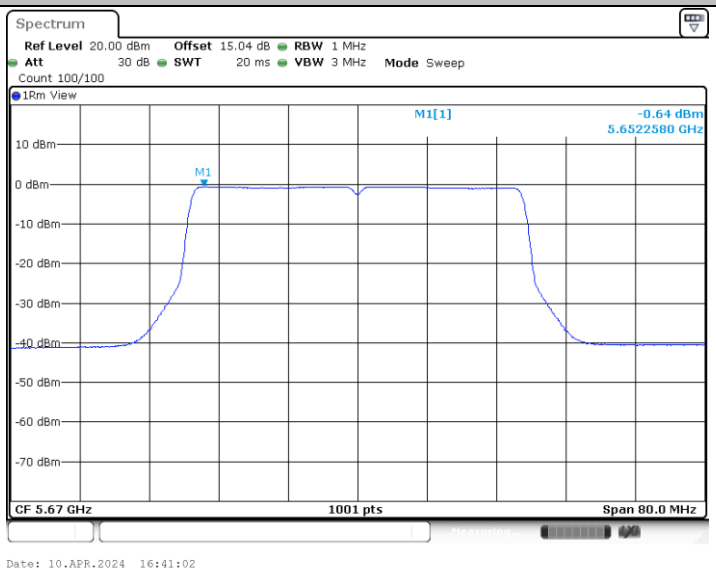

11AX40MIMO_Ant1_5755

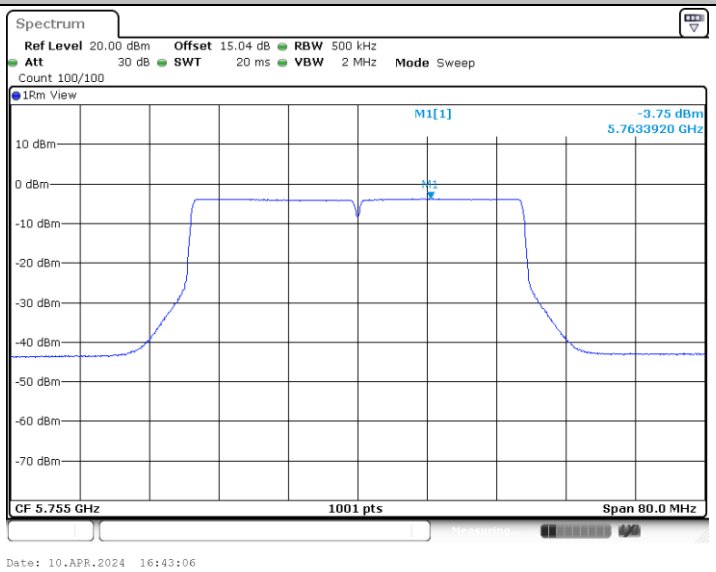

11AX40MIMO_Ant2_5755

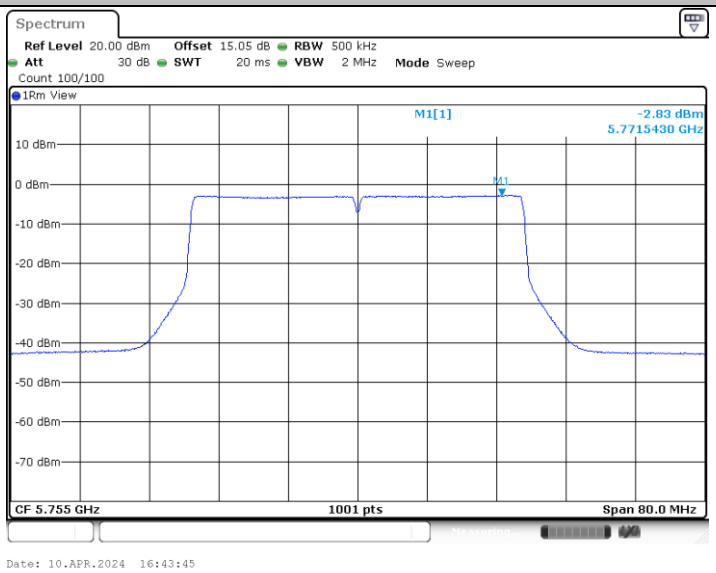

11AX40MIMO_Ant1_5795

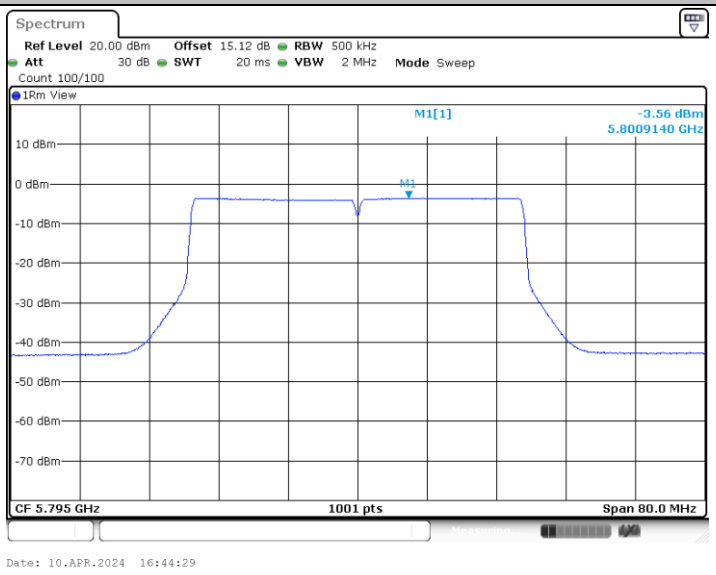

11AX40MIMO_Ant2_5795

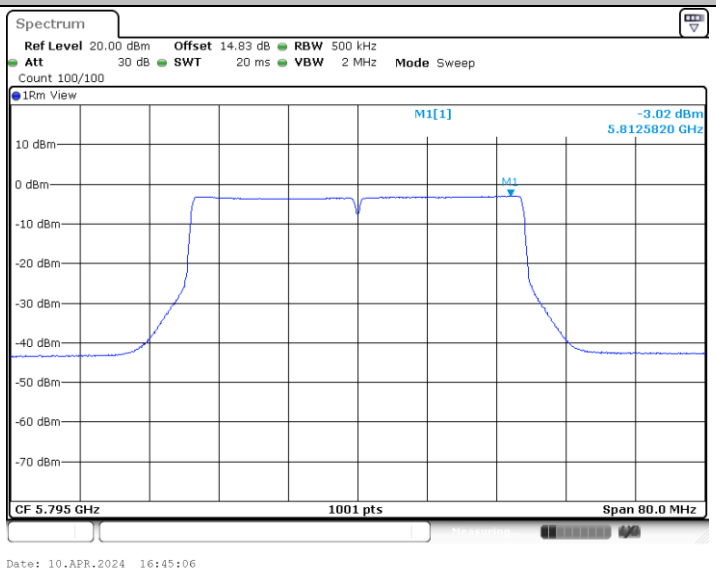

11AX80MIMO_Ant1_5210

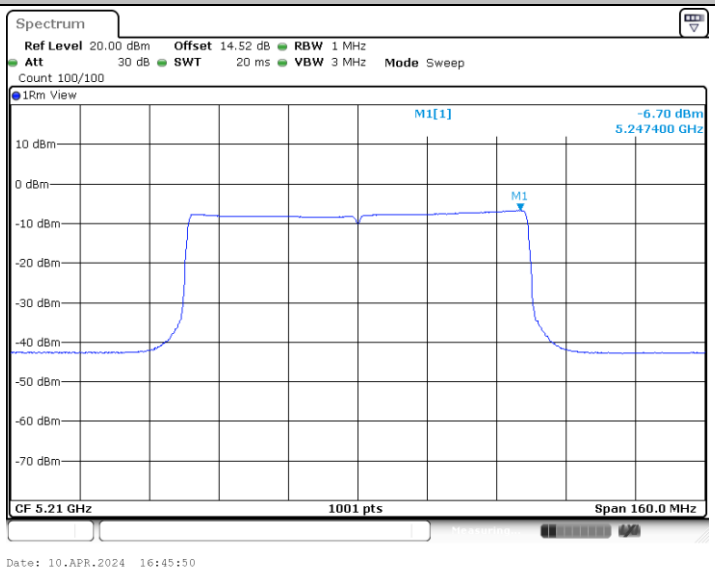

11AX80MIMO_Ant2_5210

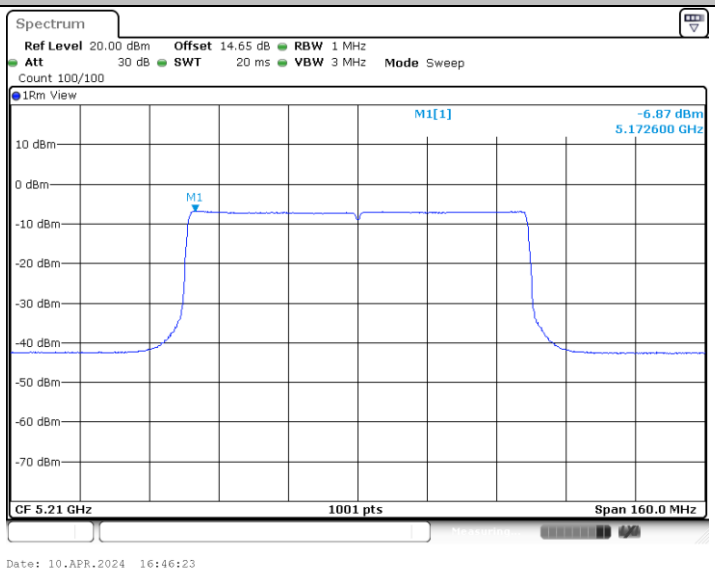

11AX80MIMO_Ant1_5290

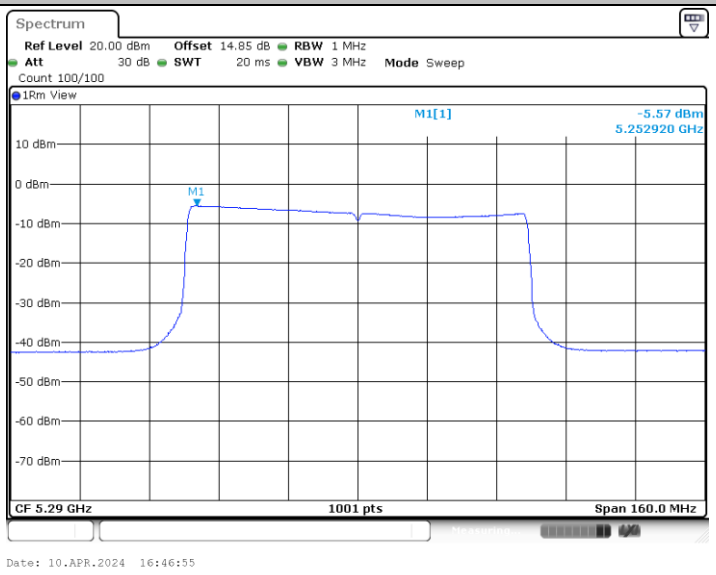

11AX80MIMO_Ant2_5290

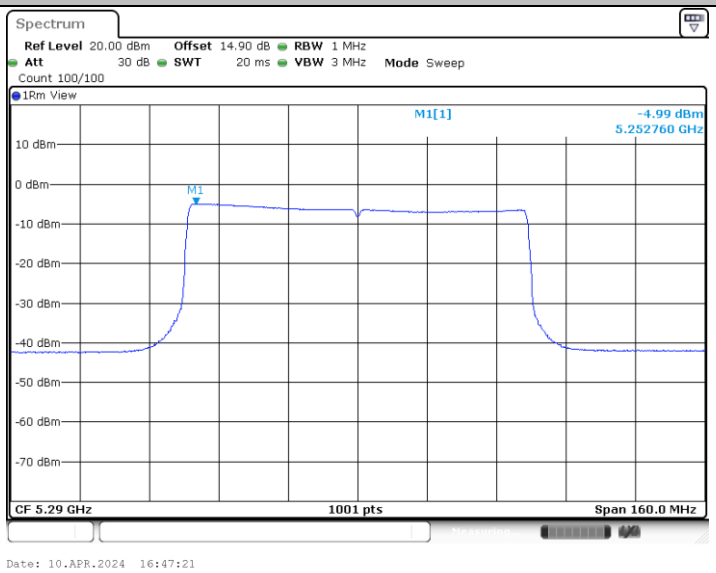

11AX80MIMO_Ant1_5530

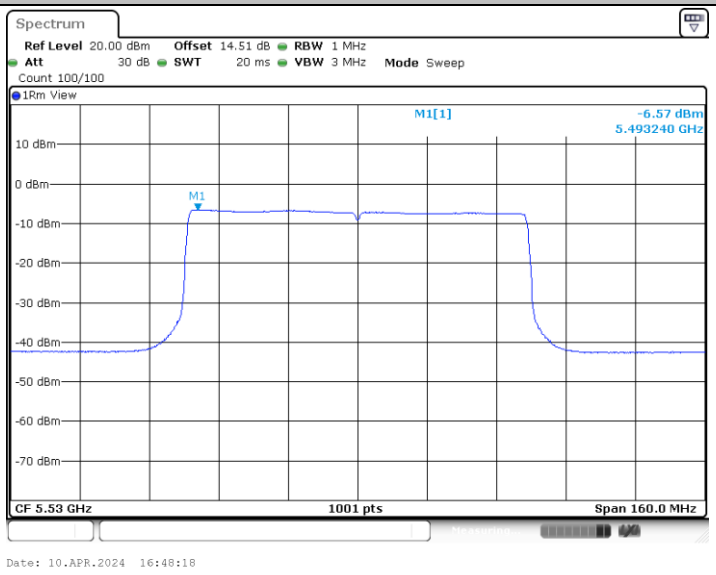

11AX80MIMO_Ant2_5530

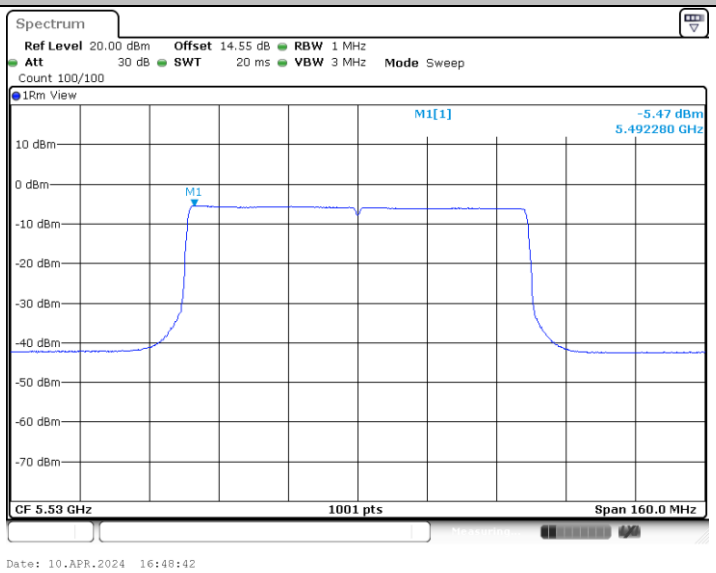

11AX80MIMO_Ant1_5610

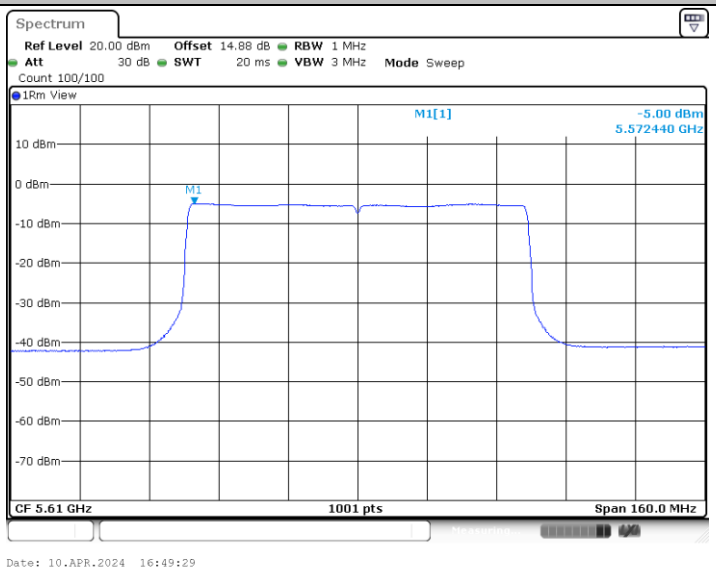

11AX80MIMO_Ant2_5610

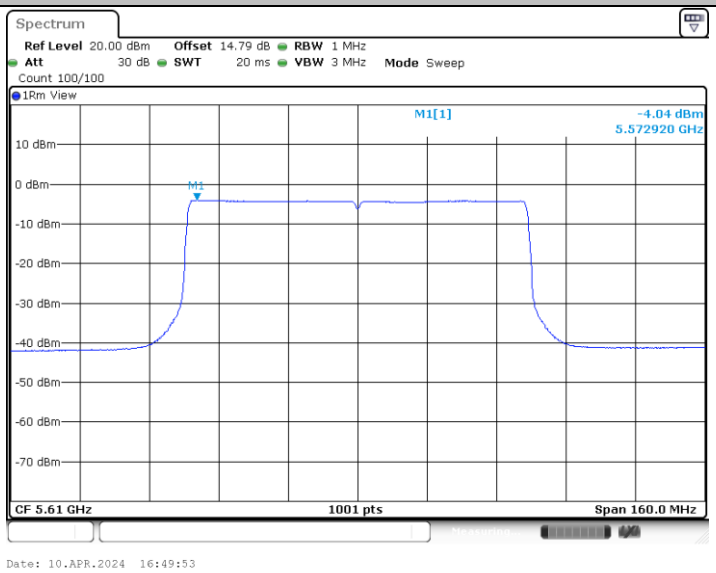

11AX80MIMO_Ant1_5775

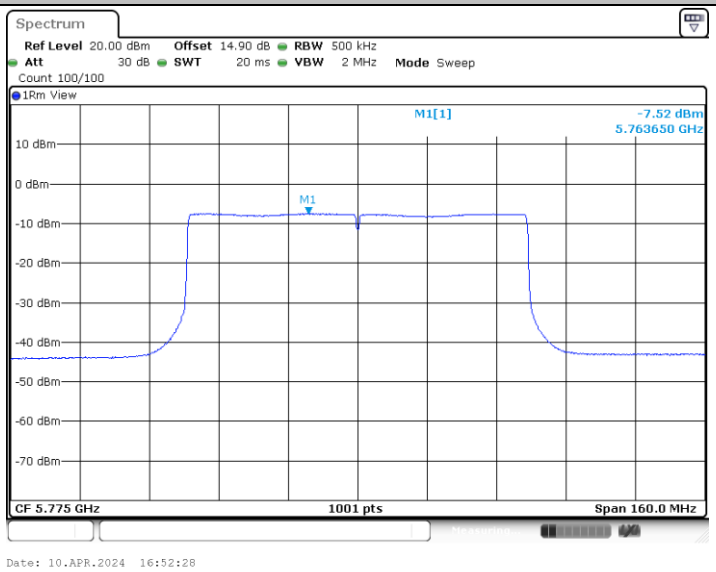

11AX80MIMO_Ant2_5775

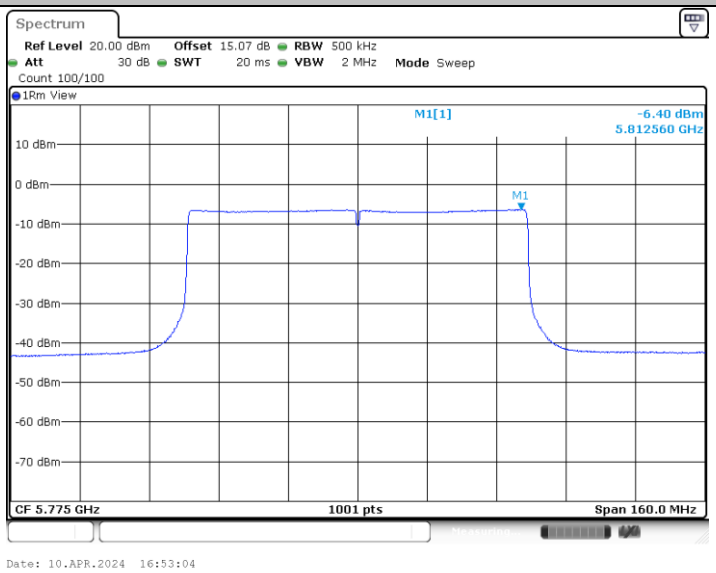

11AX160MIMO_Ant1_5250_UNII-1

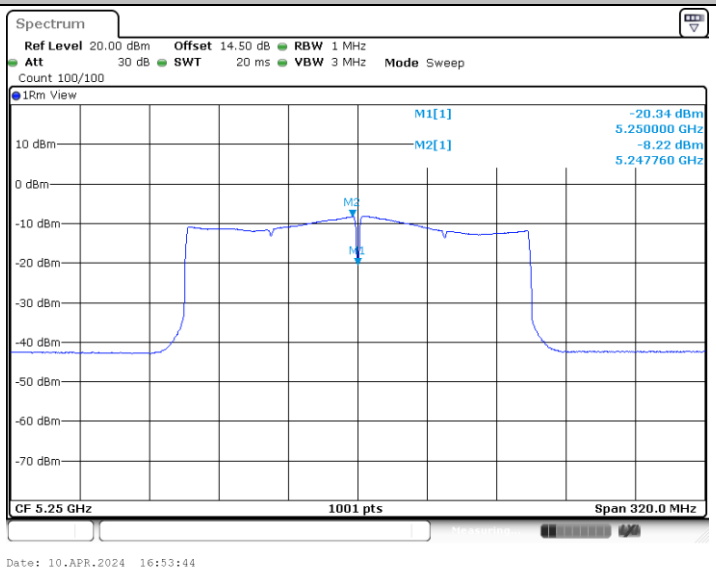

11AX160MIMO_Ant2_5250_UNII-1

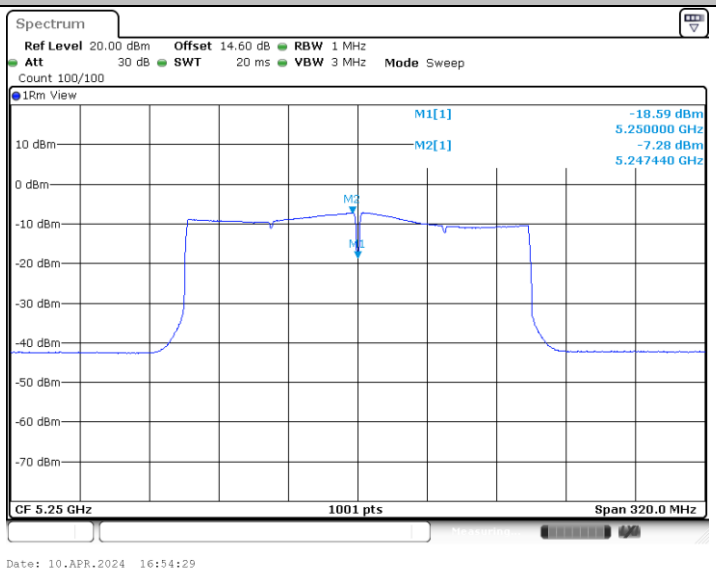

11AX160MIMO_Ant1_5250_UNII-2A

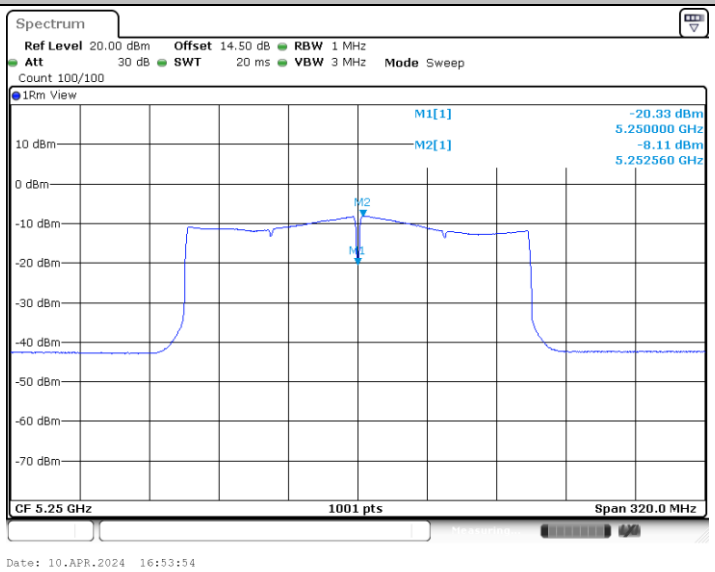

11AX160MIMO_Ant2_5250_UNII-2A

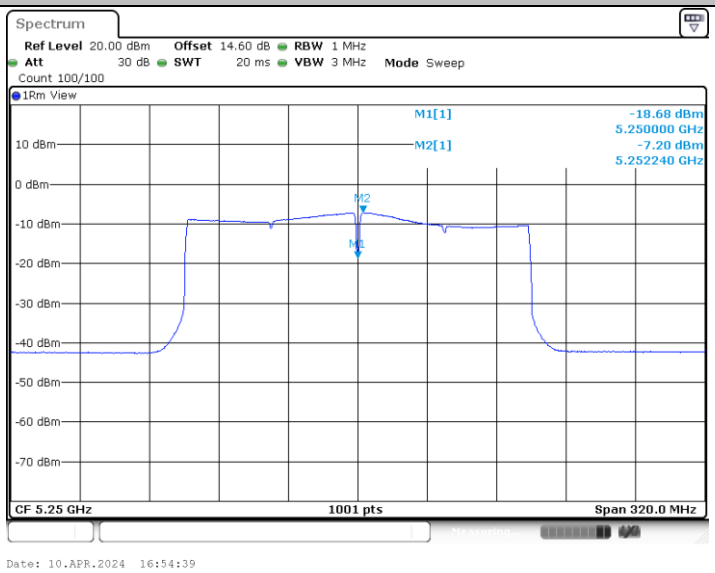

11AX160MIMO_Ant1_5570

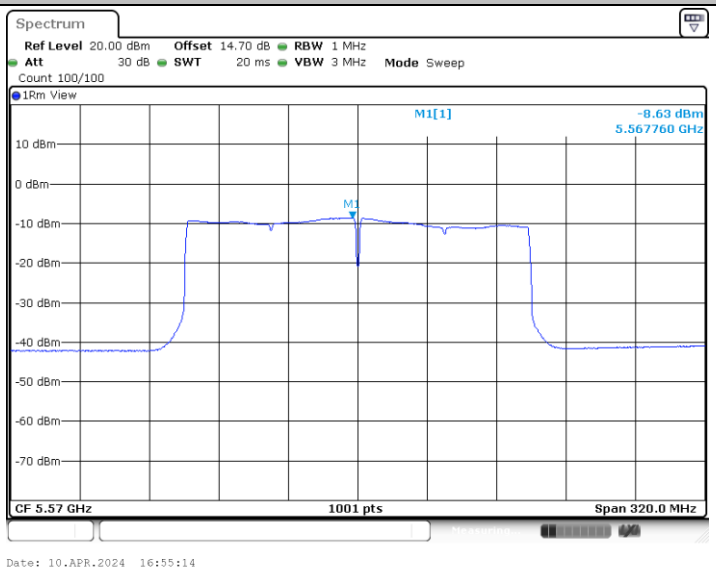

11AX160MIMO_Ant2_5570

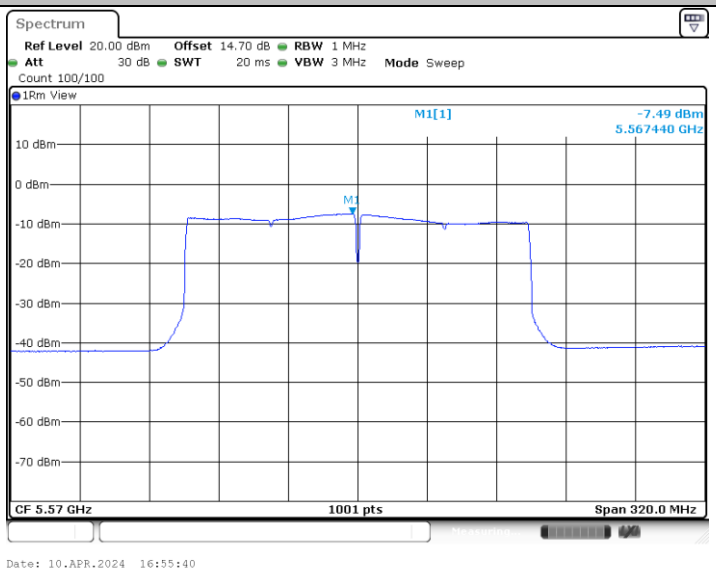

< 802.11ax HE20 partial RU>

Maximum power spectral density

Test Result

Test Mode	Antenna	Freq(MHz)	Ru Size	Ru Index	Result [dBm/MHz]	Limit [dBm/MHz]	Verdict
11AX20MIMO	Ant1	5180	26Tone	RU0	0.95	≤11.00	PASS
			52Tone	RU37	0.58	≤11.00	PASS
			106Tone	RU53	0.5	≤11.00	PASS
	Ant2	5180	26Tone	RU0	0.86	≤11.00	PASS
			52Tone	RU37	0.87	≤11.00	PASS
			106Tone	RU53	1.04	≤11.00	PASS
	total	5180	26Tone	RU0	3.92	≤10.36	PASS
			52Tone	RU37	3.74	≤10.36	PASS
			106Tone	RU53	3.79	≤10.36	PASS
	Ant1	5220	26Tone	RU0	0.83	≤11.00	PASS
			52Tone	RU37	0.92	≤11.00	PASS
			106Tone	RU53	1.15	≤11.00	PASS
	Ant2	5220	26Tone	RU0	2.53	≤11.00	PASS
			52Tone	RU37	2.17	≤11.00	PASS
			106Tone	RU53	2.16	≤11.00	PASS
	total	5220	26Tone	RU0	4.77	≤10.36	PASS
			52Tone	RU37	4.60	≤10.36	PASS
			106Tone	RU53	4.69	≤10.36	PASS
	Ant1	5240	26Tone	RU8	1.89	≤11.00	PASS
			52Tone	RU40	2.02	≤11.00	PASS
			106Tone	RU54	2.36	≤11.00	PASS
	Ant2	5240	26Tone	RU8	2.11	≤11.00	PASS
			52Tone	RU40	2.26	≤11.00	PASS
			106Tone	RU54	2.73	≤11.00	PASS
	total	5240	26Tone	RU8	5.01	≤10.36	PASS
			52Tone	RU40	5.15	≤10.36	PASS
			106Tone	RU54	5.56	≤10.36	PASS
	Ant1	5260	26Tone	RU0	1.59	≤11.00	PASS
			52Tone	RU37	1.68	≤11.00	PASS
			106Tone	RU53	1.64	≤11.00	PASS
	Ant2	5260	26Tone	RU0	2.3	≤11.00	PASS
			52Tone	RU37	2.36	≤11.00	PASS
			106Tone	RU53	2.14	≤11.00	PASS
	total	5260	26Tone	RU0	4.97	≤9.96	PASS
			52Tone	RU37	5.04	≤9.96	PASS
			106Tone	RU53	4.91	≤9.96	PASS

	Ant1	5300	26Tone	RU0	0.72	≤11.00	PASS
			52Tone	RU37	1.12	≤11.00	PASS
			106Tone	RU53	0.86	≤11.00	PASS
	Ant2	5300	26Tone	RU0	2.42	≤11.00	PASS
			52Tone	RU37	2.21	≤11.00	PASS
			106Tone	RU53	1.88	≤11.00	PASS
	total	5300	26Tone	RU0	4.66	≤9.96	PASS
			52Tone	RU37	4.71	≤9.96	PASS
			106Tone	RU53	4.41	≤9.96	PASS
	Ant1	5320	26Tone	RU8	-0.42	≤11.00	PASS
			52Tone	RU40	-0.3	≤11.00	PASS
			106Tone	RU54	-0.89	≤11.00	PASS
	Ant2	5320	26Tone	RU8	0.22	≤11.00	PASS
			52Tone	RU40	0.36	≤11.00	PASS
			106Tone	RU54	0.45	≤11.00	PASS
	total	5320	26Tone	RU8	2.92	≤9.96	PASS
			52Tone	RU40	3.05	≤9.96	PASS
			106Tone	RU54	2.84	≤9.96	PASS
	Ant1	5500	26Tone	RU0	0.63	≤11.00	PASS
			52Tone	RU37	0.67	≤11.00	PASS
			106Tone	RU53	0.61	≤11.00	PASS
	Ant2	5500	26Tone	RU0	2.02	≤11.00	PASS
			52Tone	RU37	2.03	≤11.00	PASS
			106Tone	RU53	2.09	≤11.00	PASS
	total	5500	26Tone	RU0	4.39	≤9.10	PASS
			52Tone	RU37	4.41	≤9.10	PASS
			106Tone	RU53	4.42	≤9.10	PASS
	Ant1	5580	26Tone	RU0	1.2	≤11.00	PASS
			52Tone	RU37	1.27	≤11.00	PASS
			106Tone	RU53	1.01	≤11.00	PASS
	Ant2	5580	26Tone	RU0	2.38	≤11.00	PASS
			52Tone	RU37	2.36	≤11.00	PASS
			106Tone	RU53	2.42	≤11.00	PASS
	total	5580	26Tone	RU0	4.84	≤9.10	PASS
			52Tone	RU37	4.86	≤9.10	PASS
			106Tone	RU53	4.78	≤9.10	PASS
	Ant1	5700	26Tone	RU8	0.8	≤11.00	PASS
			52Tone	RU40	0.87	≤11.00	PASS
			106Tone	RU54	0.66	≤11.00	PASS
	Ant2	5700	26Tone	RU8	2.07	≤11.00	PASS
			52Tone	RU40	2.04	≤11.00	PASS
			106Tone	RU54	2.11	≤11.00	PASS
	total	5700	26Tone	RU8	4.49	≤9.10	PASS
			52Tone	RU40	4.50	≤9.10	PASS
			106Tone	RU54	4.46	≤9.10	PASS

	Ant1	5745	26Tone	RU0	-1.96	≤30.00	PASS
			52Tone	RU37	-1.62	≤30.00	PASS
			106Tone	RU53	-1.77	≤30.00	PASS
	Ant2	5745	26Tone	RU0	-1.36	≤30.00	PASS
			52Tone	RU37	-1.15	≤30.00	PASS
			106Tone	RU53	-0.9	≤30.00	PASS
	total	5745	26Tone	RU0	1.36	≤27.54	PASS
			52Tone	RU37	1.63	≤27.54	PASS
			106Tone	RU53	1.70	≤27.54	PASS
	Ant1	5785	26Tone	RU0	-1.68	≤30.00	PASS
			52Tone	RU37	-1.77	≤30.00	PASS
			106Tone	RU53	-1.76	≤30.00	PASS
	Ant2	5785	26Tone	RU0	-1.55	≤30.00	PASS
			52Tone	RU37	-1.57	≤30.00	PASS
			106Tone	RU53	-1.6	≤30.00	PASS
	total	5785	26Tone	RU0	1.40	≤27.54	PASS
			52Tone	RU37	1.34	≤27.54	PASS
			106Tone	RU53	1.33	≤27.54	PASS
	Ant1	5825	26Tone	RU8	-1.87	≤30.00	PASS
			52Tone	RU40	-1.5	≤30.00	PASS
			106Tone	RU54	-1.73	≤30.00	PASS
	Ant2	5825	26Tone	RU8	-1.54	≤30.00	PASS
			52Tone	RU40	-1.27	≤30.00	PASS
			106Tone	RU54	-1.11	≤30.00	PASS
	total	5825	26Tone	RU8	1.31	≤27.54	PASS
			52Tone	RU40	1.63	≤27.54	PASS
			106Tone	RU54	1.60	≤27.54	PASS

Note：1.The Result and Limit Unit is dBm/500 kHz in the band 5.725–5.85 GHz.
2.The Duty Cycle Factor is compensated in the graph.

Test Graphs

11AX20MIMO_Ant1_5180_26Tone_RU0

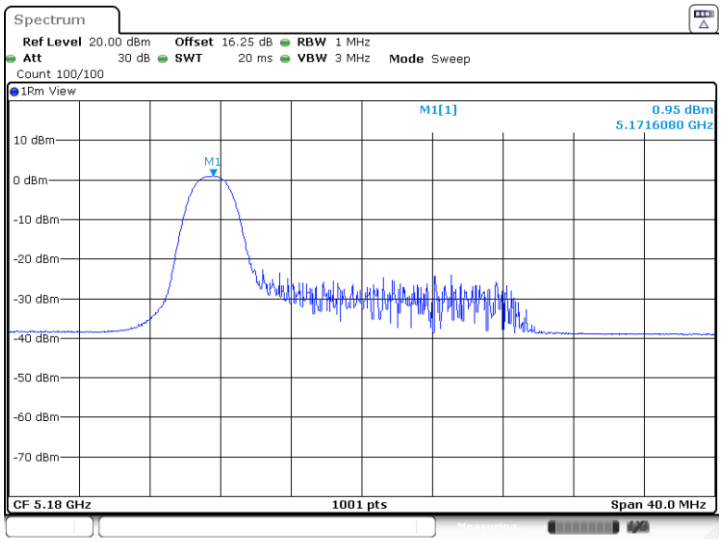

11AX20MIMO_Ant1_5180_52Tone_RU37

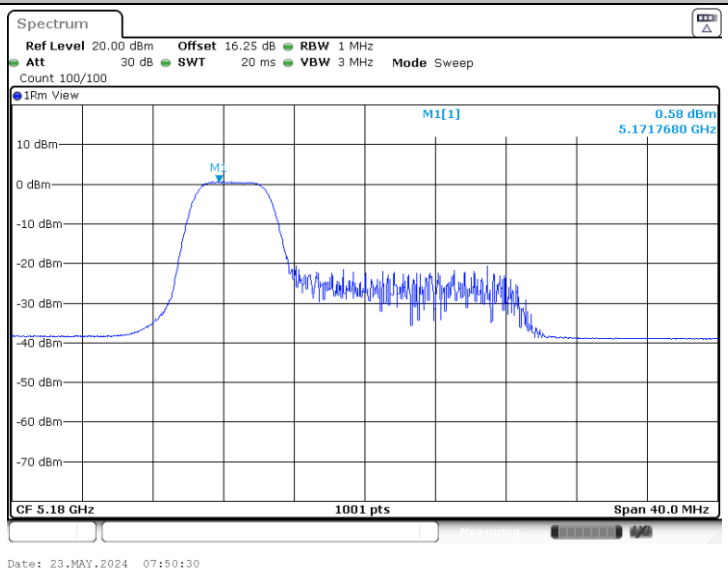

11AX20MIMO_Ant1_5180_106Tone_RU53

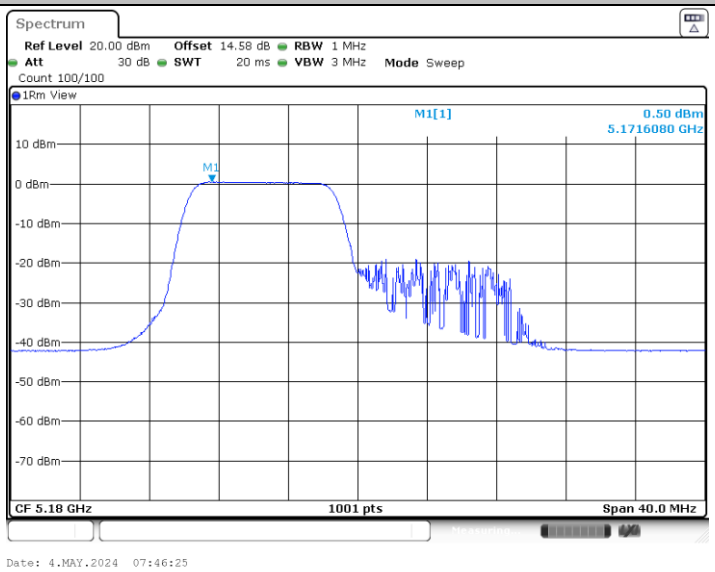

11AX20MIMO_Ant2_5180_26Tone_RU0

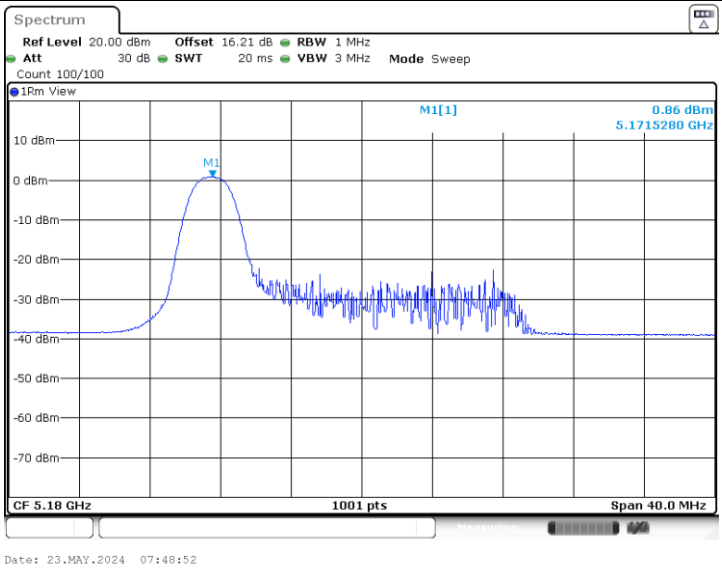

11AX20MIMO_Ant2_5180_52Tone_RU37

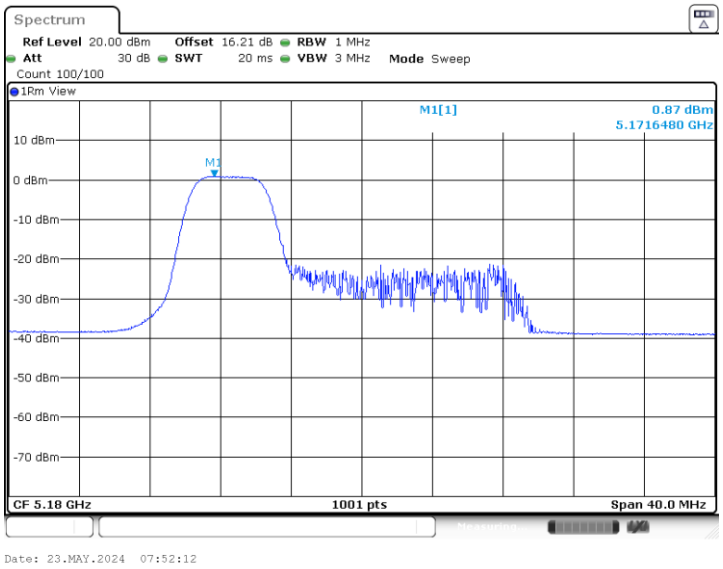

11AX20MIMO_Ant2_5180_106Tone_RU53

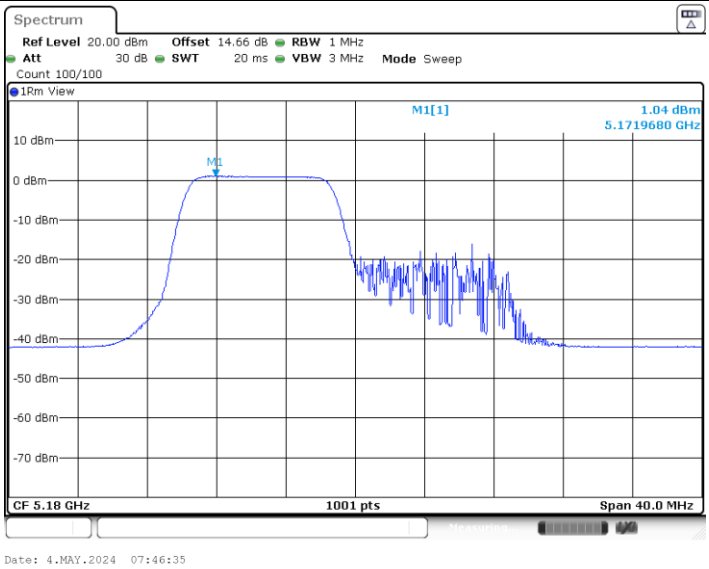

11AX20MIMO_Ant1_5220_26Tone_RU0

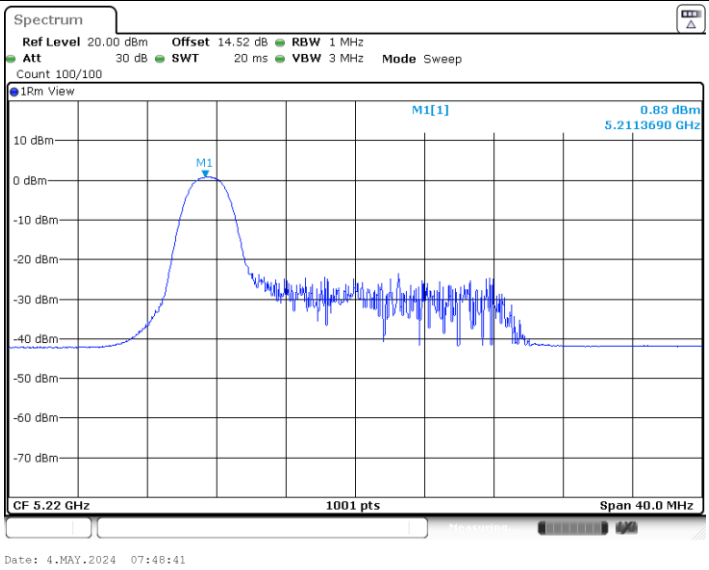

11AX20MIMO_Ant1_5220_52Tone_RU37

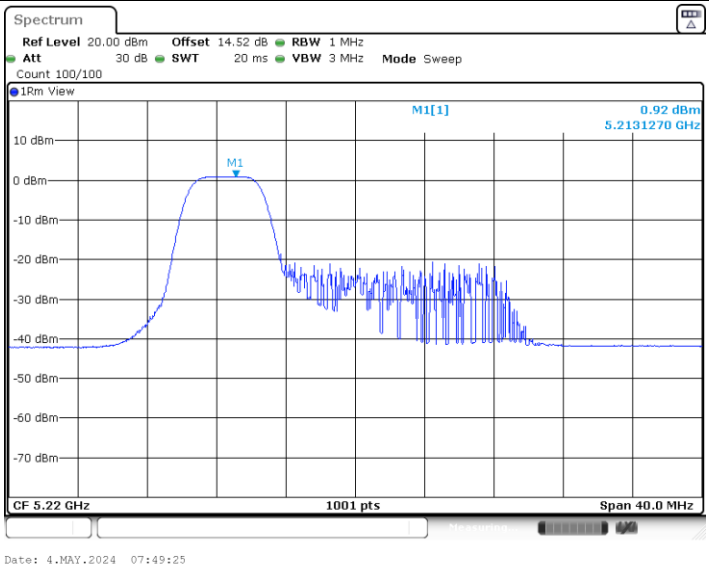

11AX20MIMO_Ant1_5220_106Tone_RU53

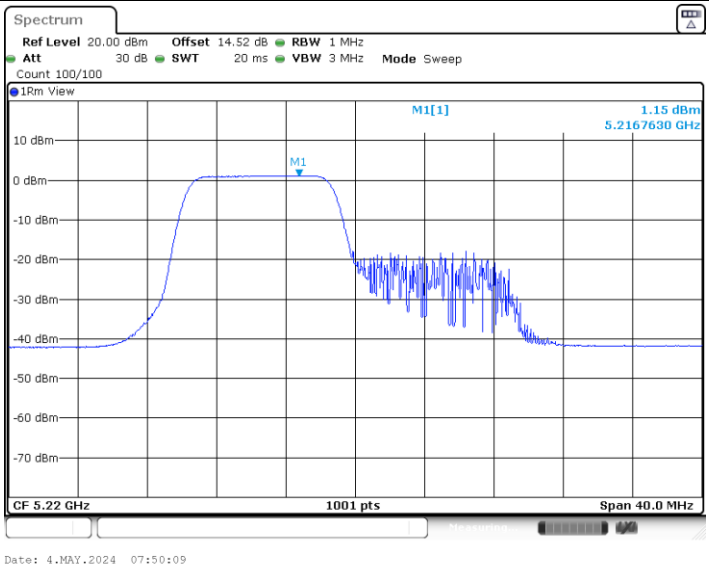

11AX20MIMO_Ant2_5220_26Tone_RU0

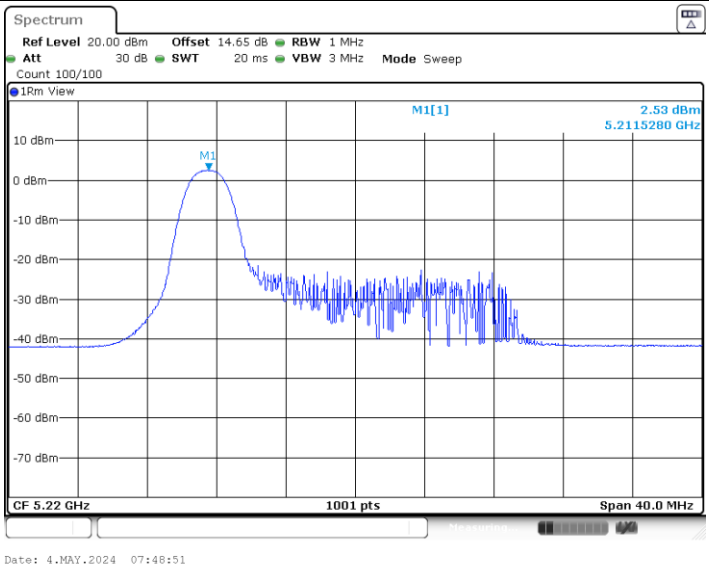

11AX20MIMO_Ant2_5220_52Tone_RU37

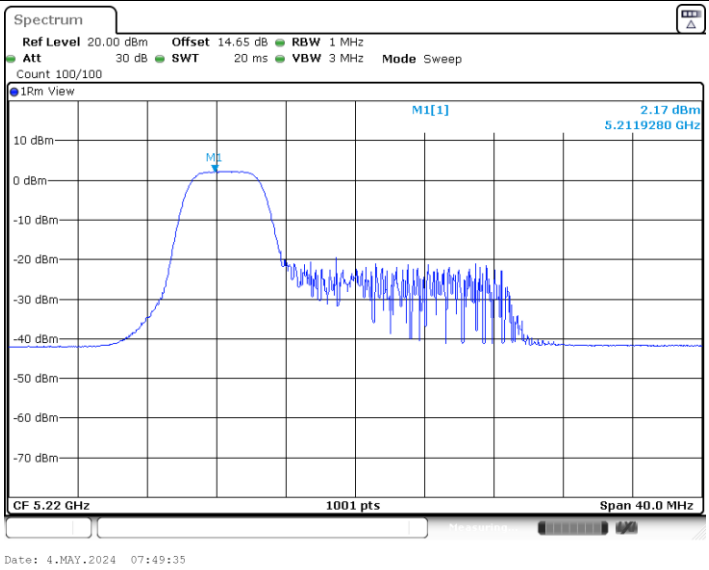

11AX20MIMO_Ant2_5220_106Tone_RU53

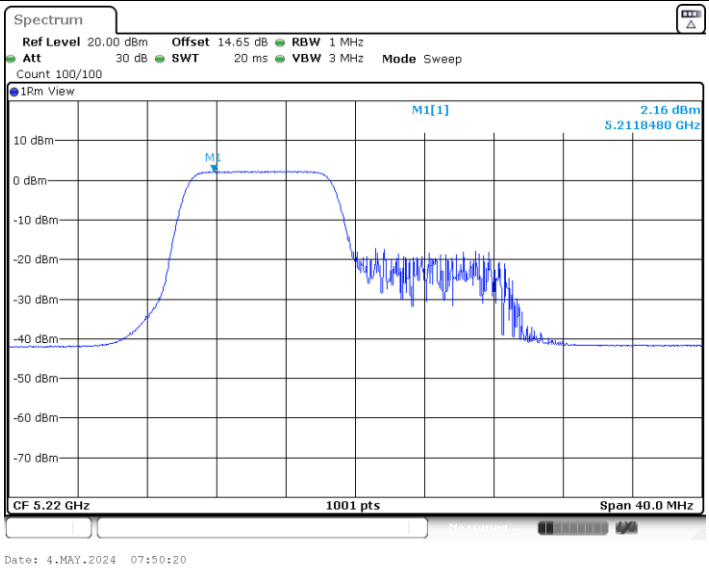

11AX20MIMO_Ant1_5240_26Tone_RU8

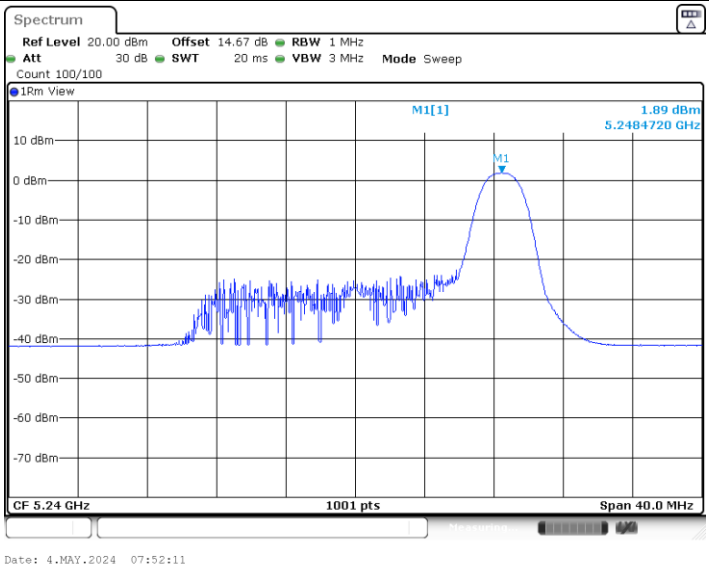

11AX20MIMO_Ant1_5240_52Tone_RU40

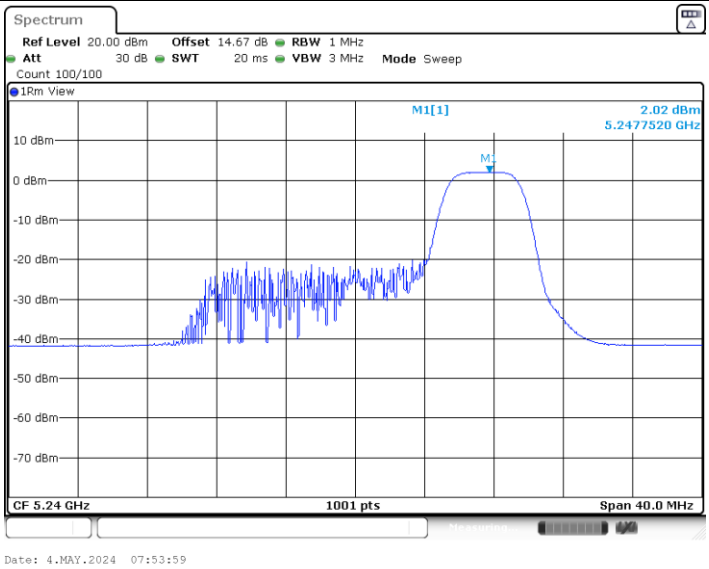

11AX20MIMO_Ant1_5240_106Tone_RU54

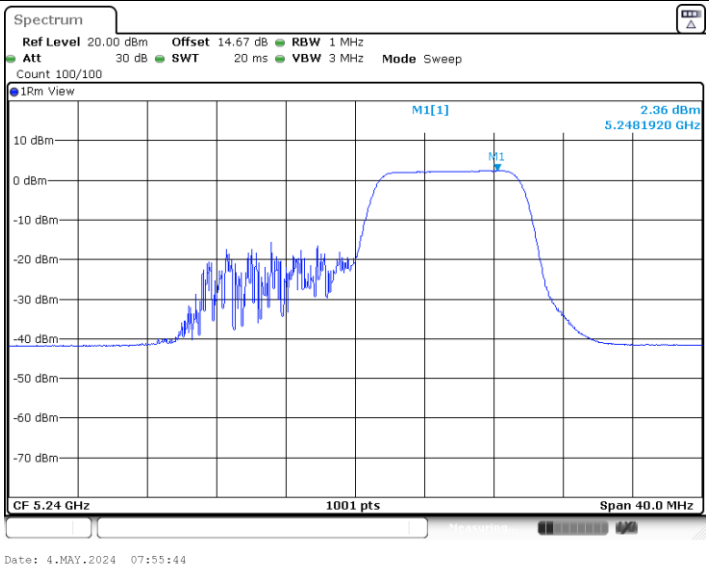

11AX20MIMO_Ant2_5240_26Tone_RU8

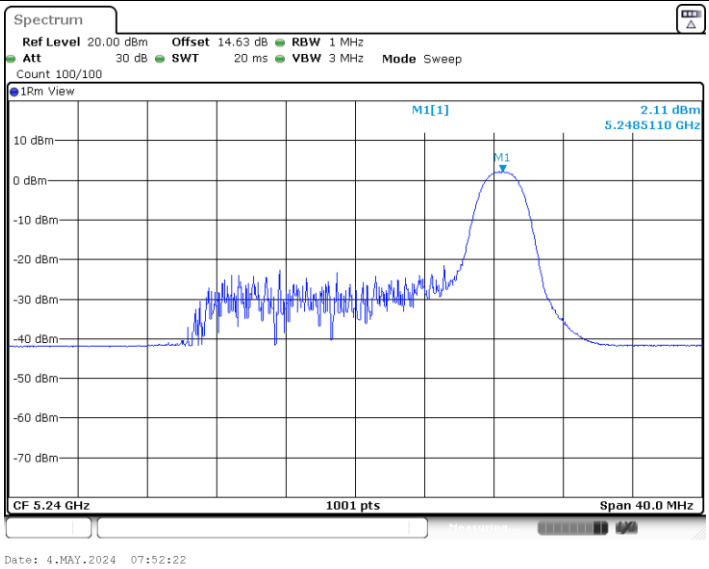

11AX20MIMO_Ant2_5240_52Tone_RU40

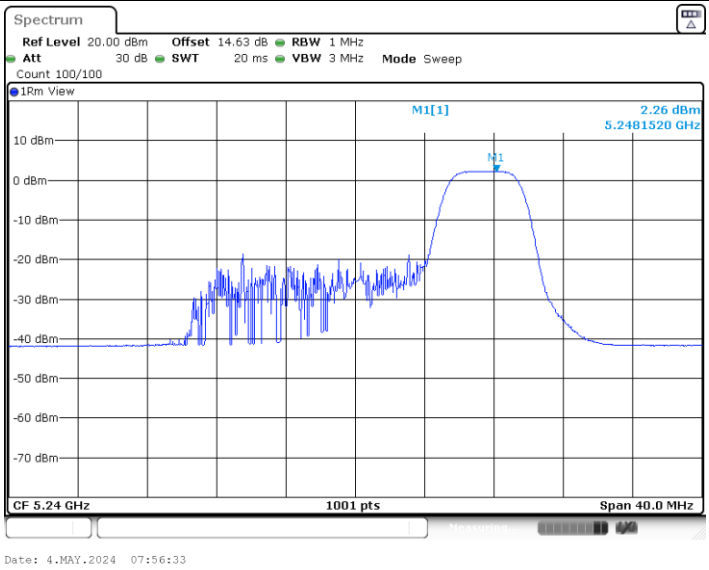

11AX20MIMO_Ant2_5240_106Tone_RU54

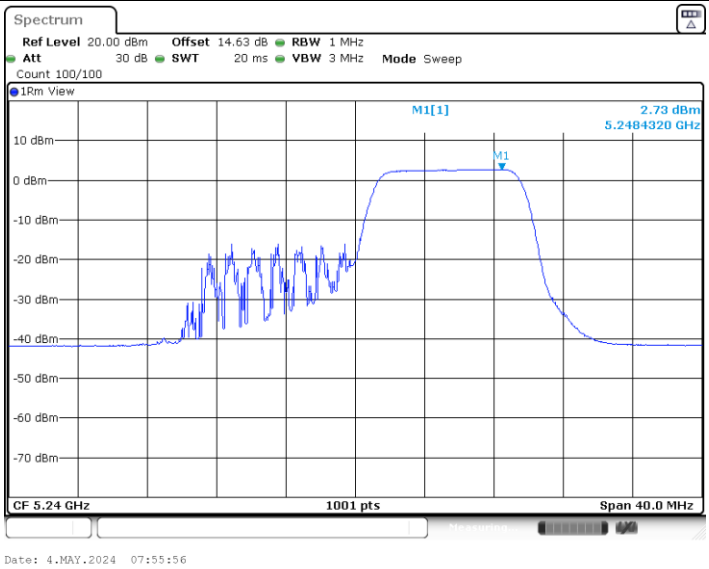

11AX20MIMO_Ant1_5260_26Tone_RU0

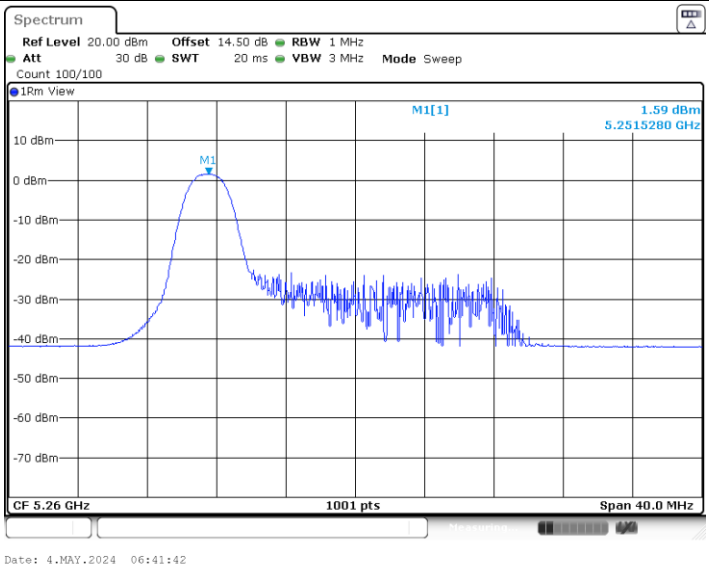

11AX20MIMO_Ant1_5260_52Tone_RU37

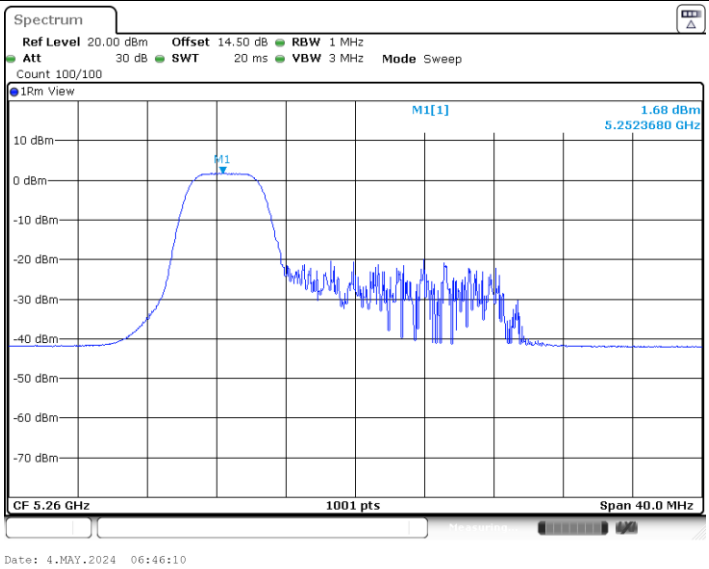

11AX20MIMO_Ant1_5260_106Tone_RU53

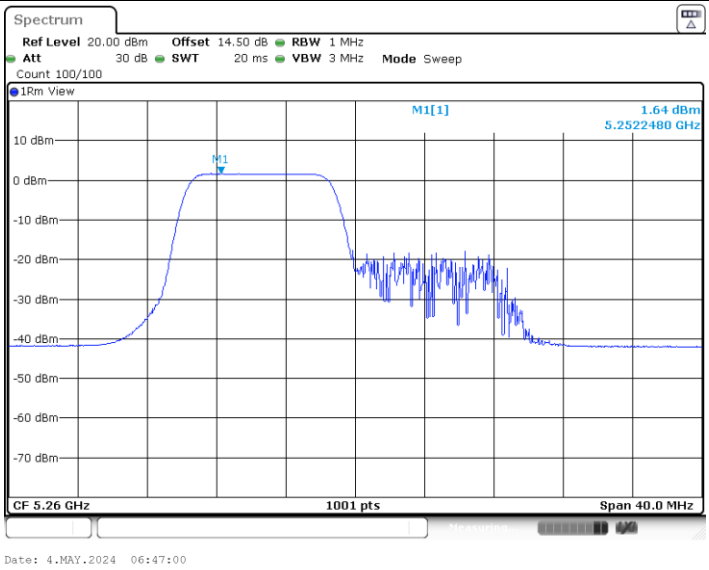

11AX20MIMO_Ant2_5260_26Tone_RU0

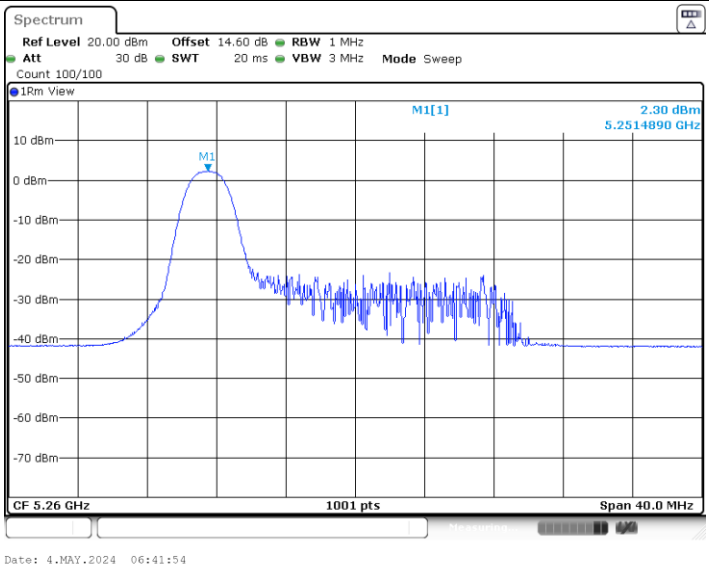

11AX20MIMO_Ant2_5260_52Tone_RU37

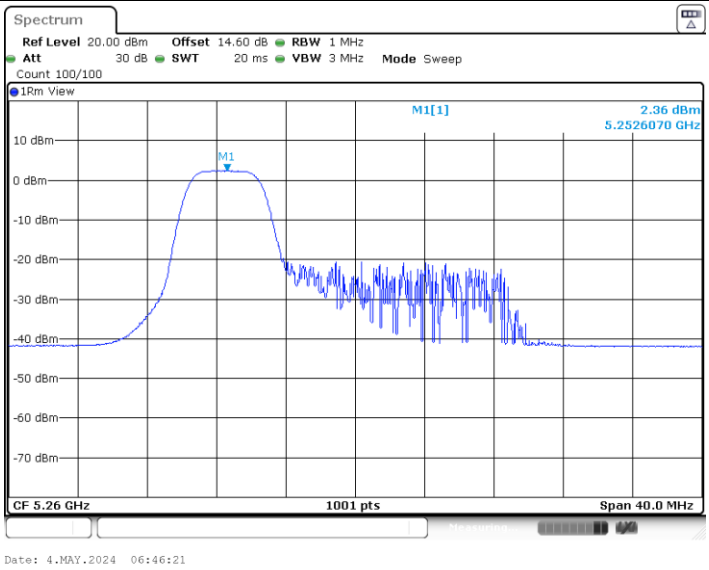

11AX20MIMO_Ant2_5260_106Tone_RU53

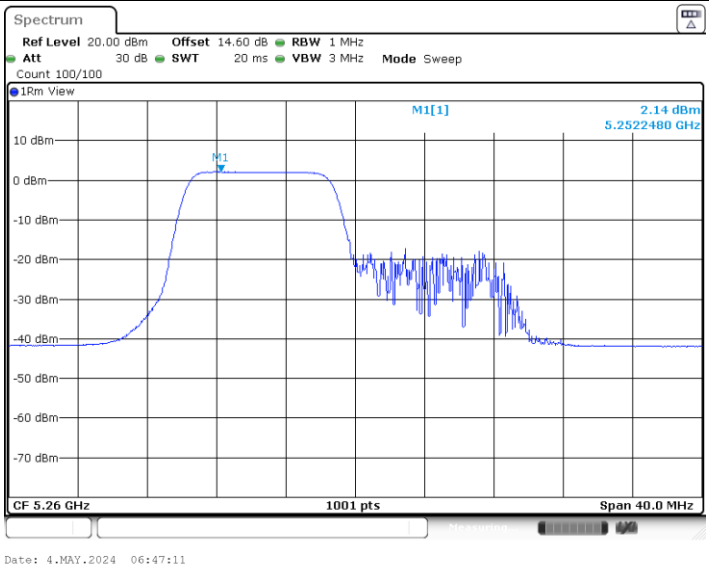

11AX20MIMO_Ant1_5300_26Tone_RU0

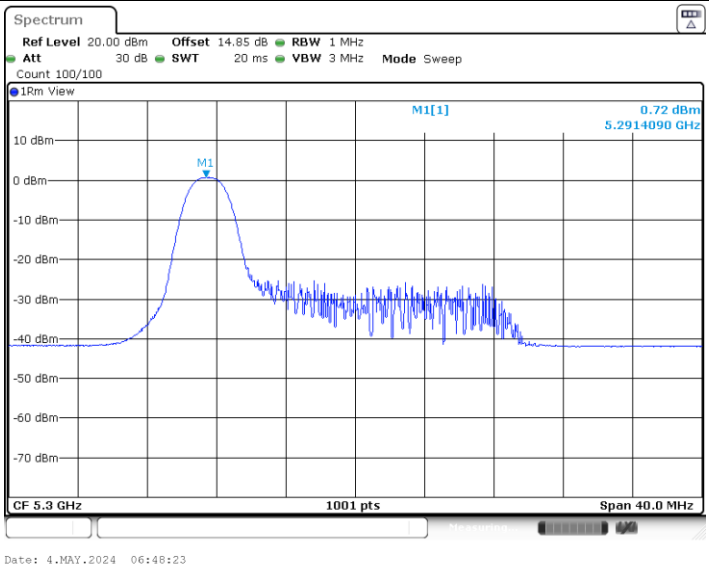

11AX20MIMO_Ant1_5300_52Tone_RU37

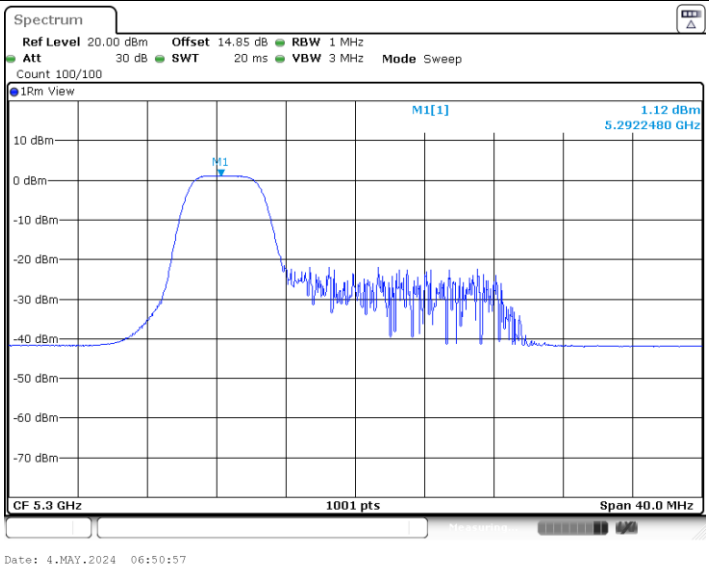

11AX20MIMO_Ant1_5300_106Tone_RU53

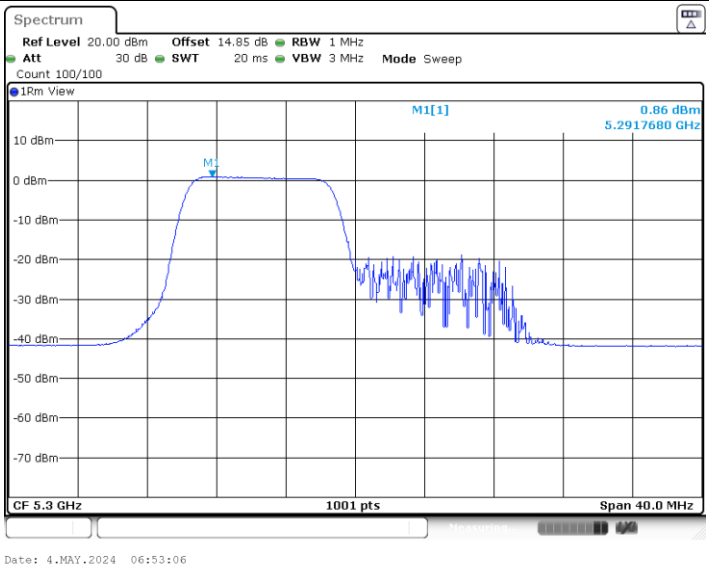

11AX20MIMO_Ant2_5300_26Tone_RU0

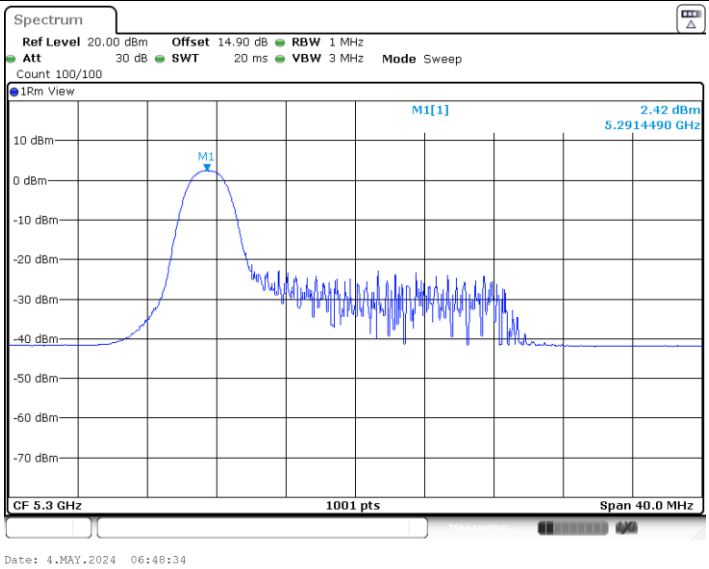

11AX20MIMO_Ant2_5300_52Tone_RU37

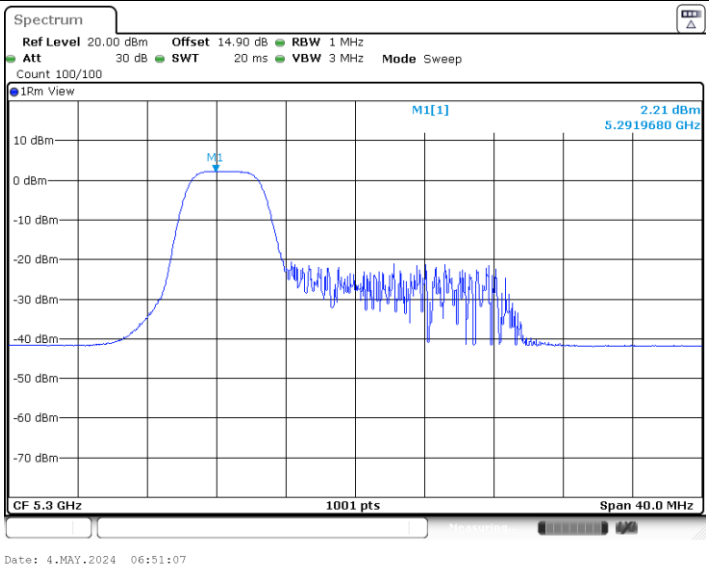

11AX20MIMO_Ant2_5300_106Tone_RU53

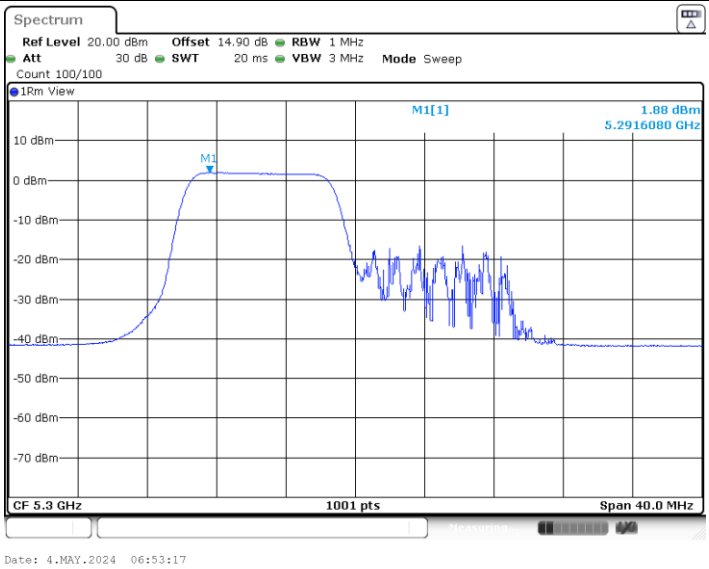

11AX20MIMO_Ant1_5320_26Tone_RU8

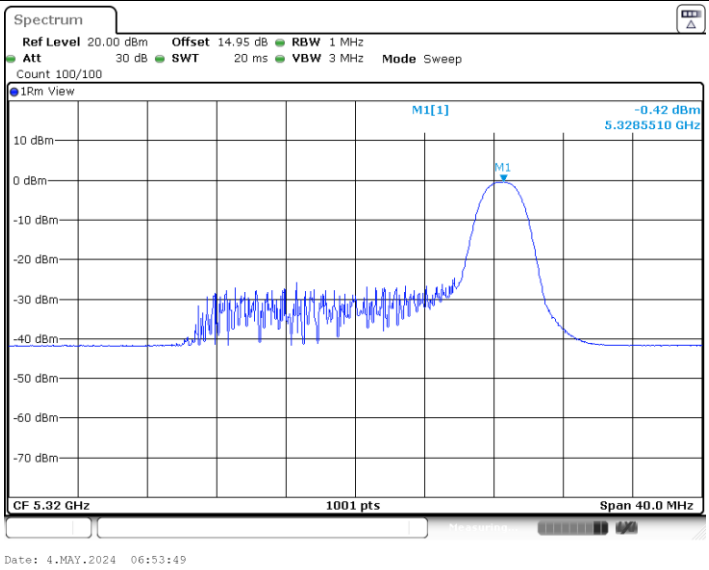

11AX20MIMO_Ant1_5320_52Tone_RU40

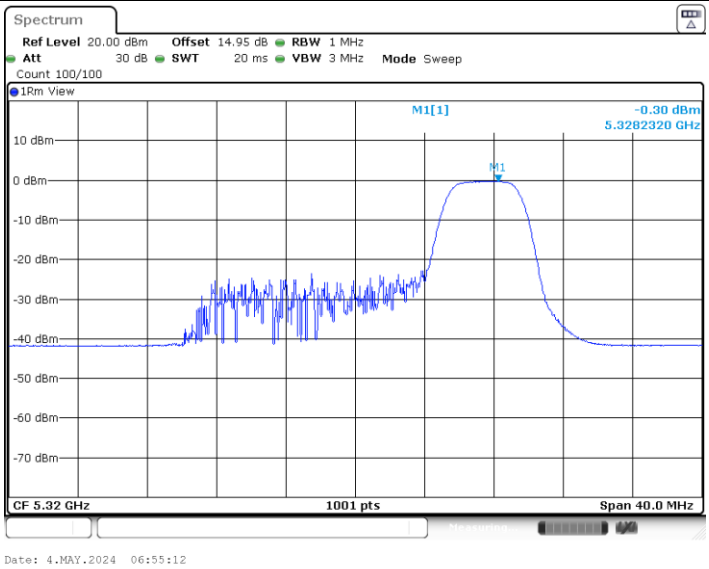

11AX20MIMO_Ant1_5320_106Tone_RU54

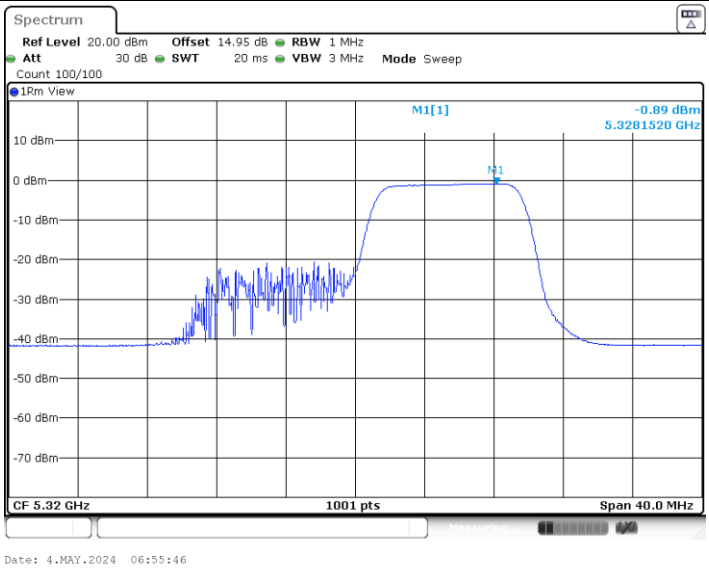

11AX20MIMO_Ant2_5320_26Tone_RU8

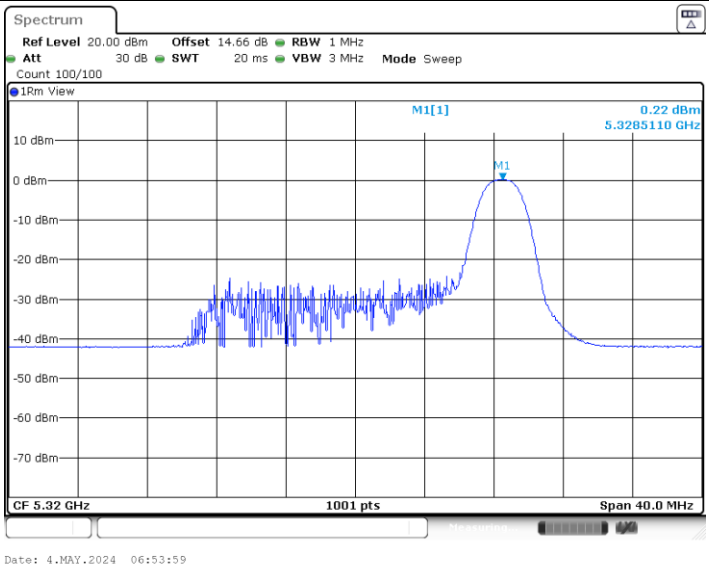

11AX20MIMO_Ant2_5320_52Tone_RU40

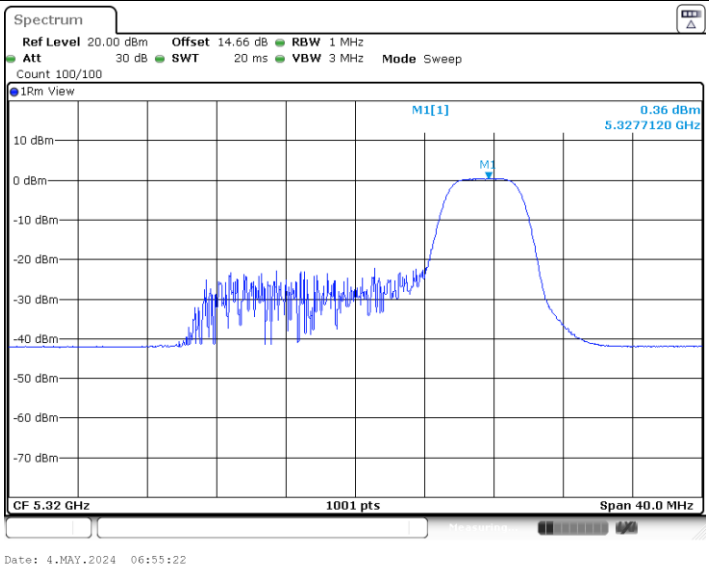

11AX20MIMO_Ant2_5320_106Tone_RU54

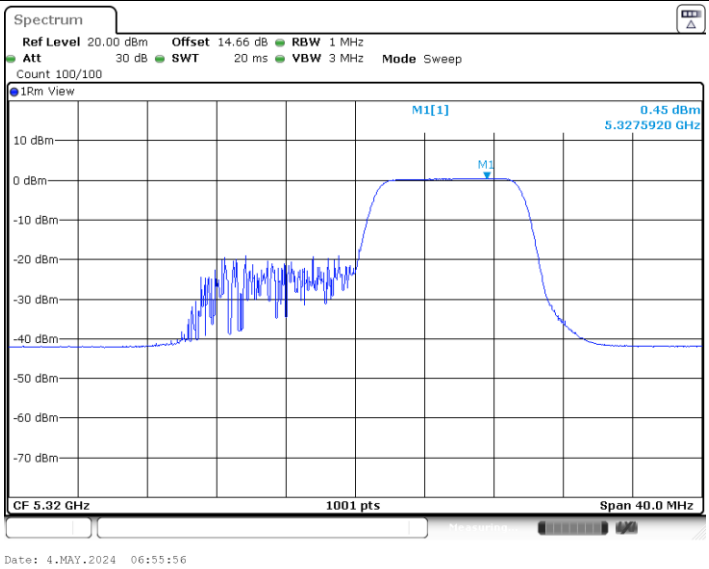

11AX20MIMO_Ant1_5500_26Tone_RU0

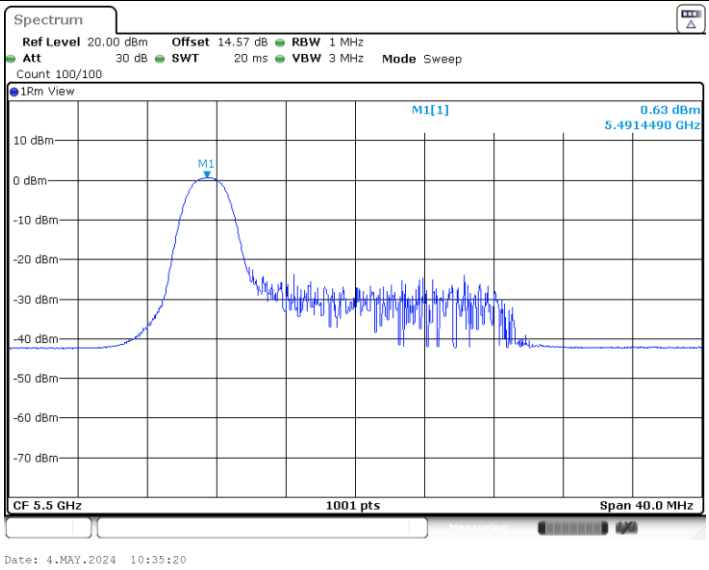

11AX20MIMO_Ant1_5500_52Tone_RU37

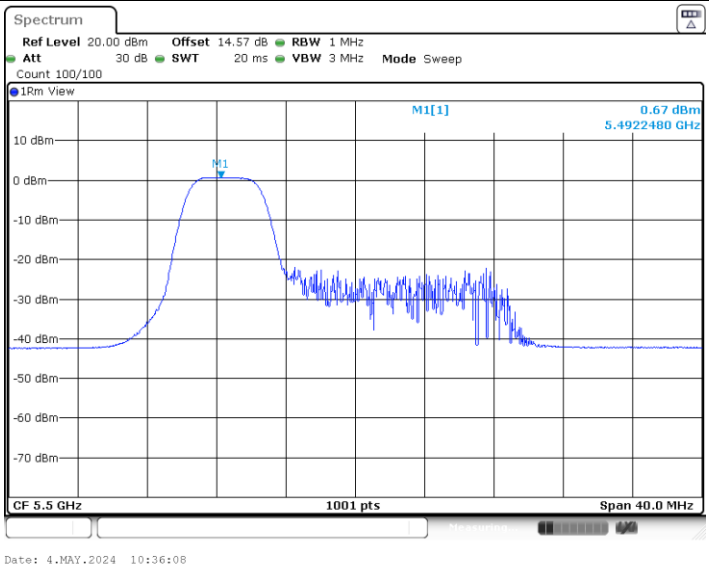

11AX20MIMO_Ant1_5500_106Tone_RU53

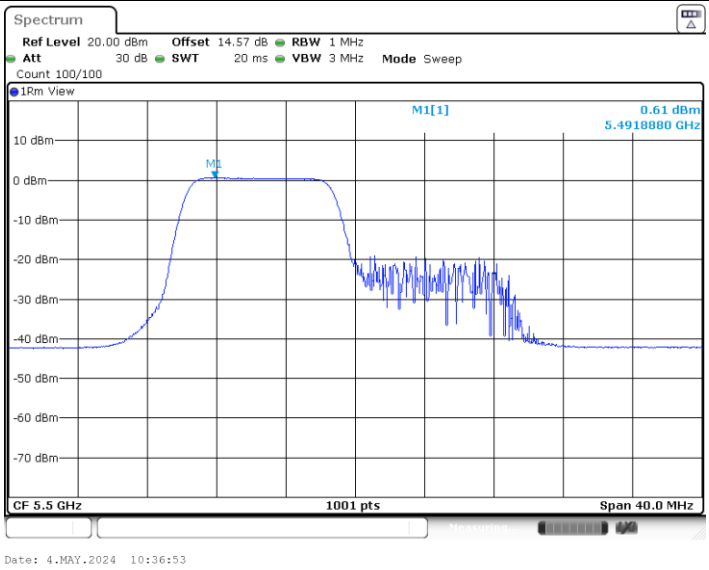

11AX20MIMO_Ant2_5500_26Tone_RU0

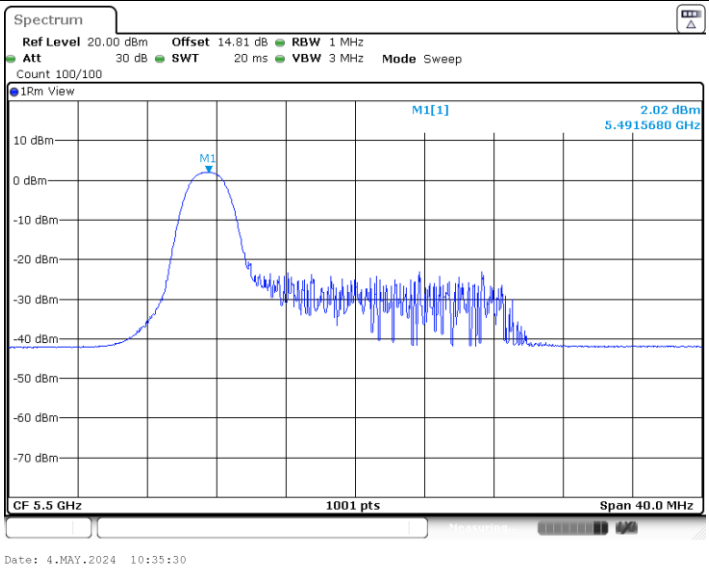

11AX20MIMO_Ant2_5500_52Tone_RU37

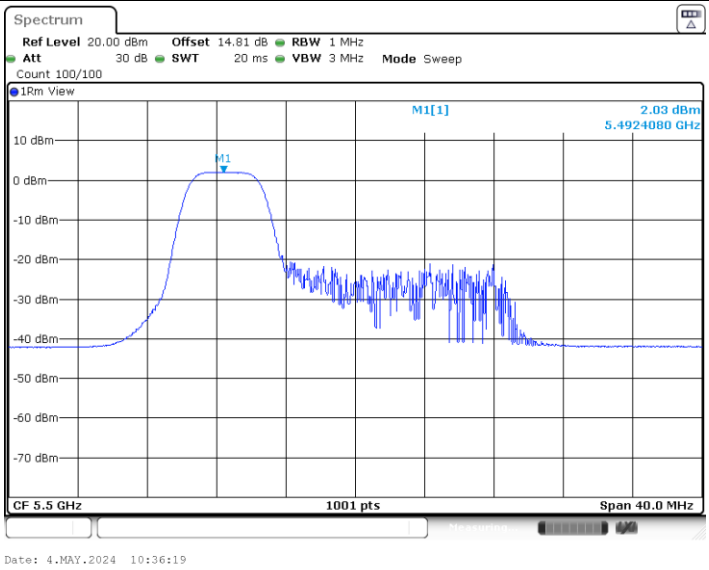

11AX20MIMO_Ant2_5500_106Tone_RU53

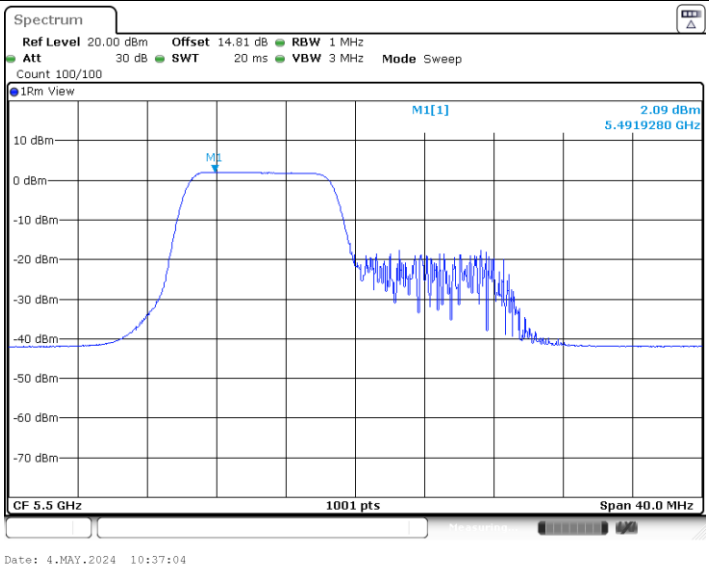

11AX20MIMO_Ant1_5580_26Tone_RU0

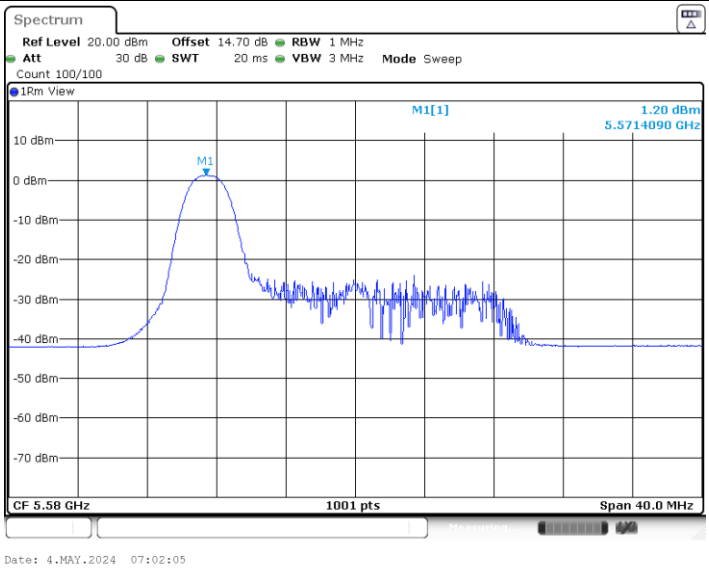

11AX20MIMO_Ant1_5580_52Tone_RU37

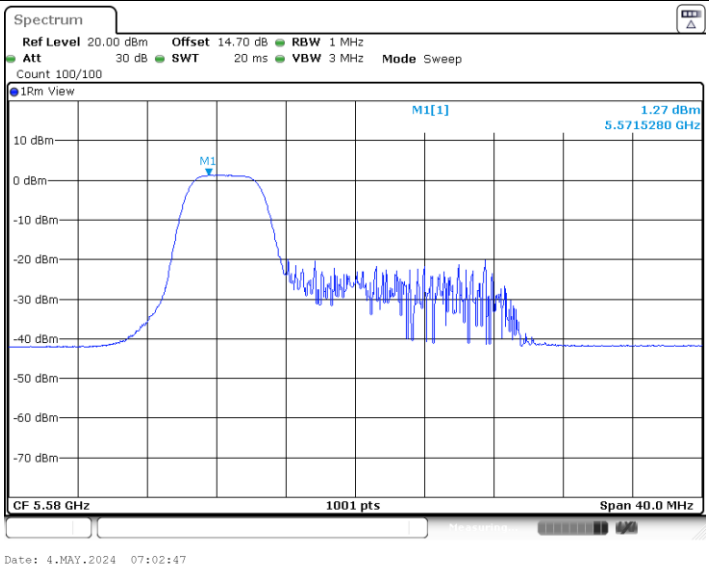

11AX20MIMO_Ant1_5580_106Tone_RU53

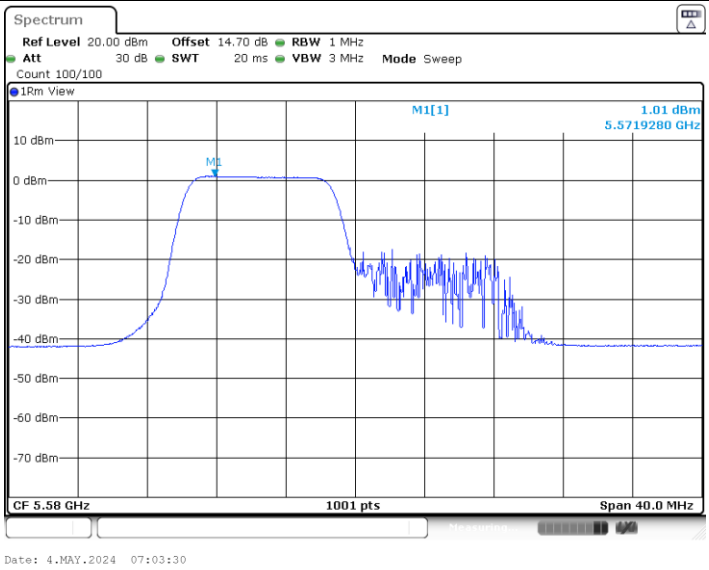

11AX20MIMO_Ant2_5580_26Tone_RU0

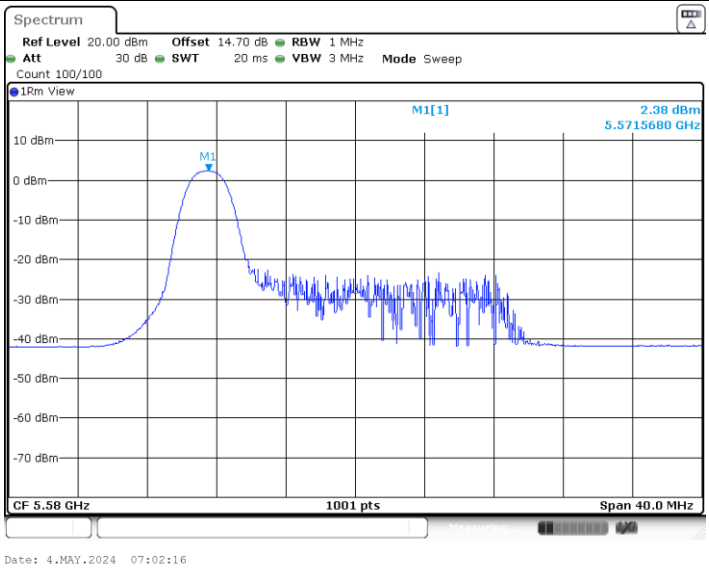

11AX20MIMO_Ant2_5580_52Tone_RU37

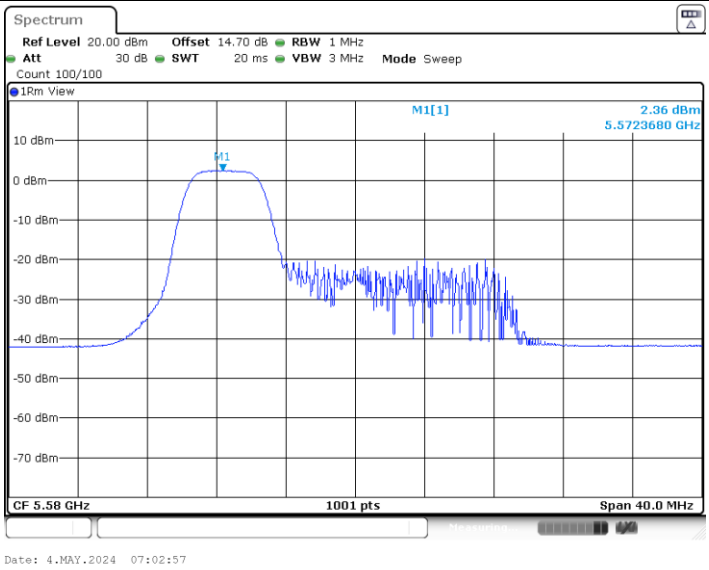

11AX20MIMO_Ant2_5580_106Tone_RU53

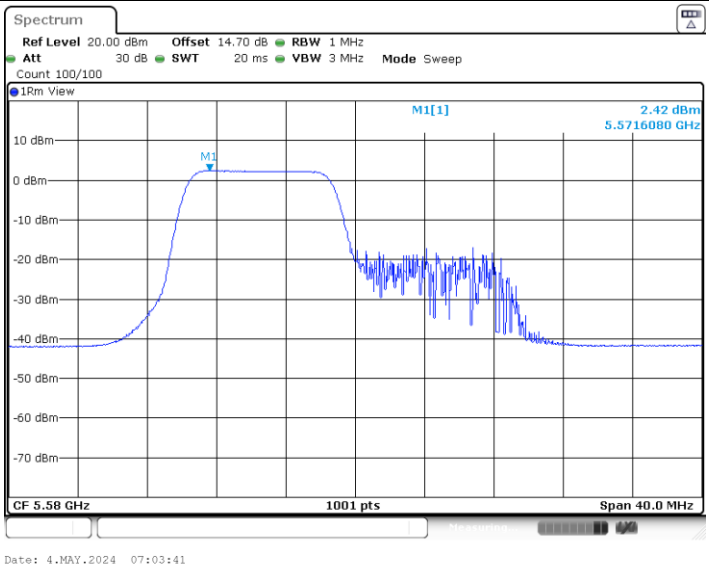

11AX20MIMO_Ant1_5700_26Tone_RU8

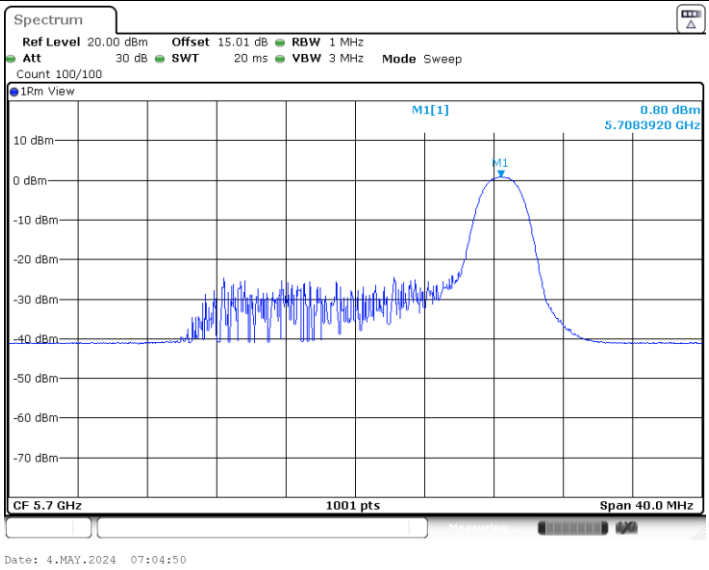

11AX20MIMO_Ant1_5700_52Tone_RU40

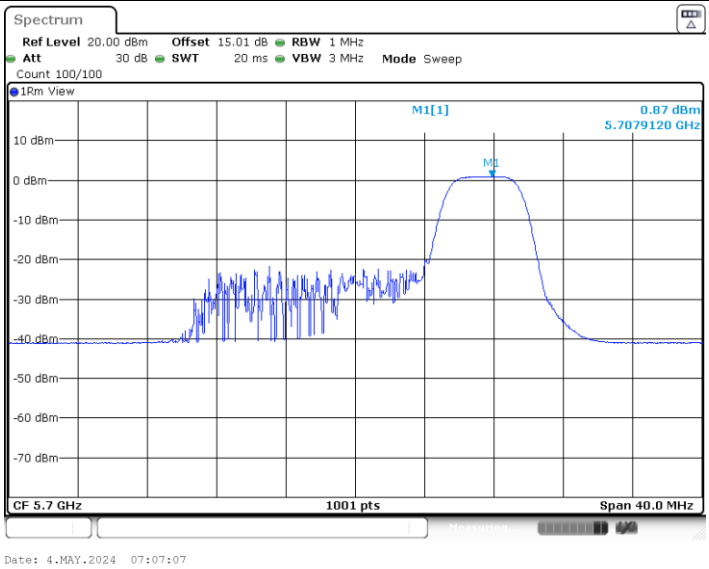

11AX20MIMO_Ant1_5700_106Tone_RU54

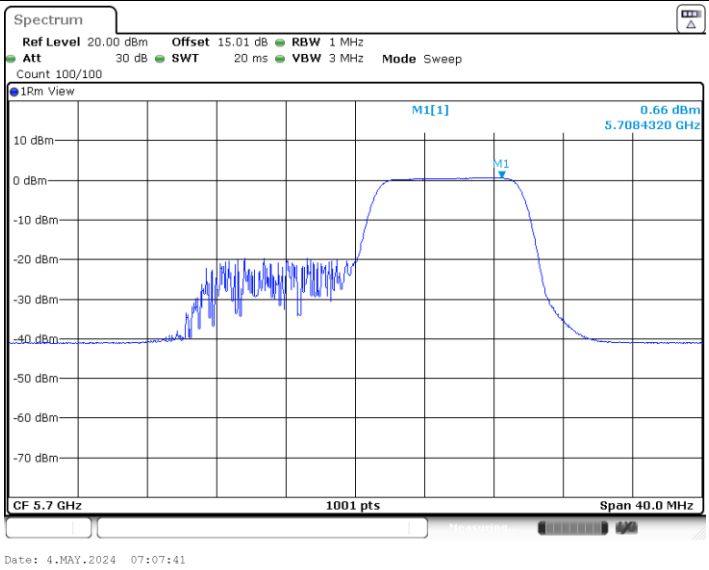

11AX20MIMO_Ant2_5700_26Tone_RU8

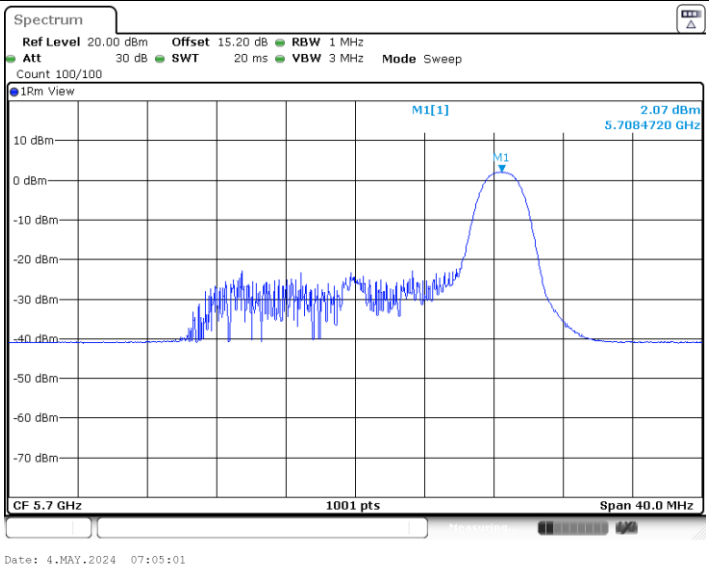

11AX20MIMO_Ant2_5700_52Tone_RU40

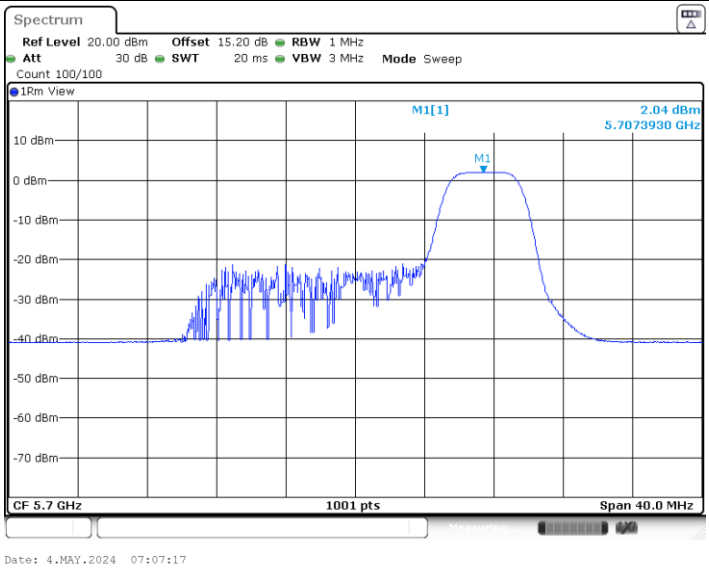

11AX20MIMO_Ant2_5700_106Tone_RU54

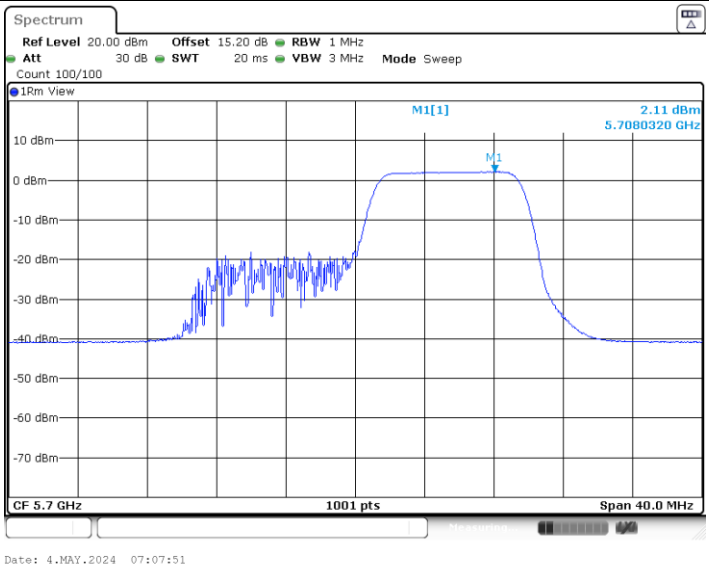

11AX20MIMO_Ant1_5745_26Tone_RU0

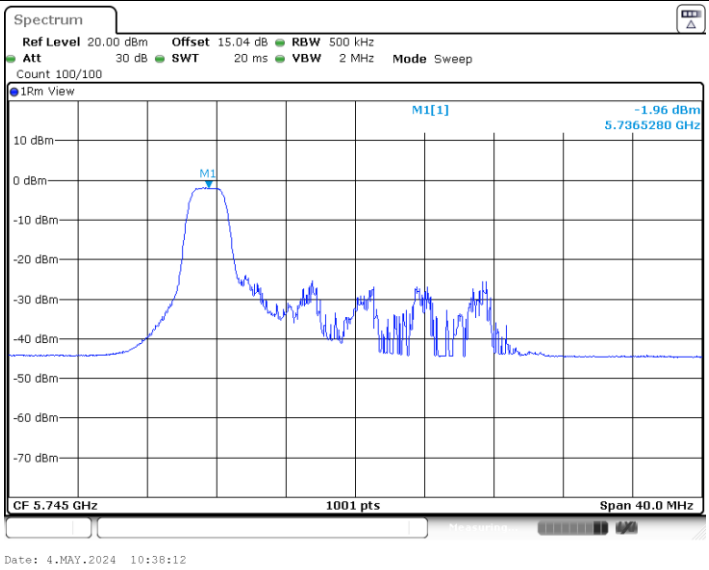

11AX20MIMO_Ant1_5745_52Tone_RU37

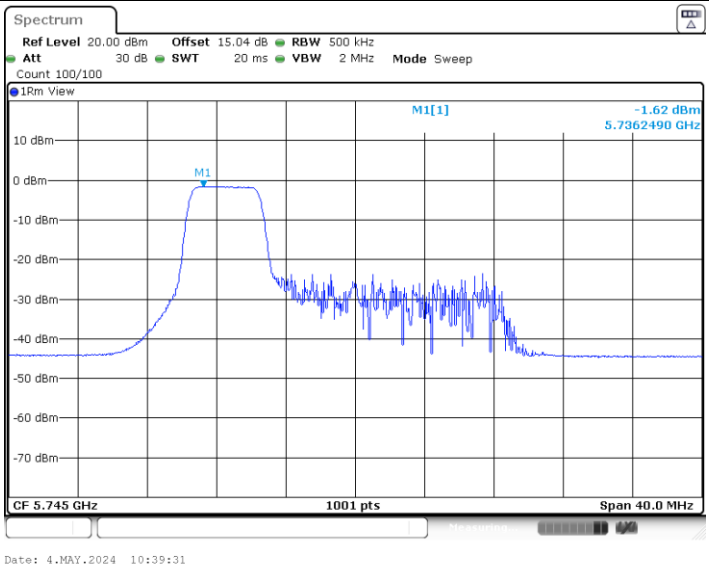

11AX20MIMO_Ant1_5745_106Tone_RU53

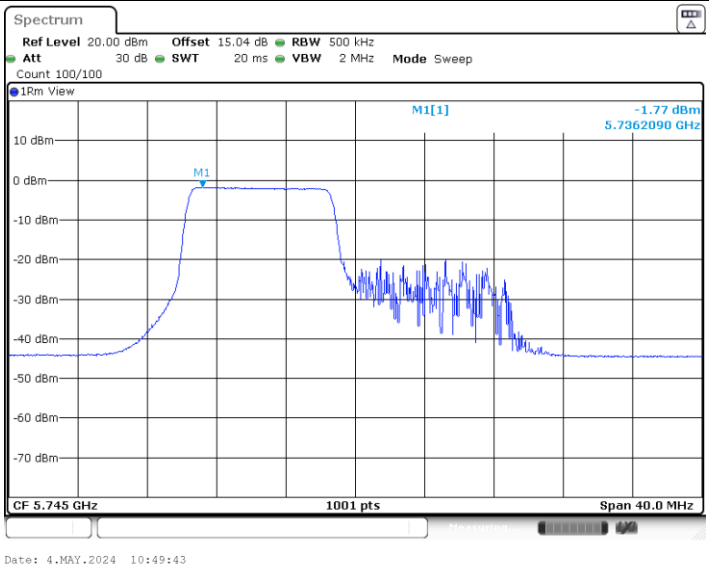

11AX20MIMO_Ant2_5745_26Tone_RU0

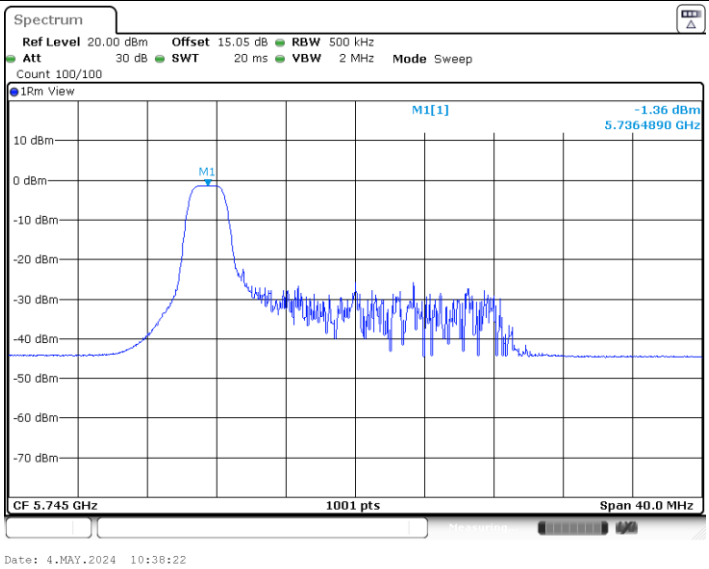

11AX20MIMO_Ant2_5745_52Tone_RU37

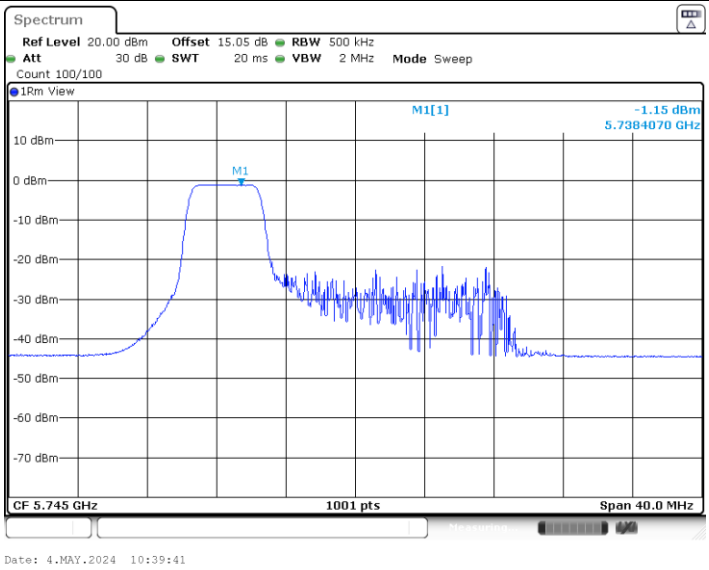

11AX20MIMO_Ant2_5745_106Tone_RU53

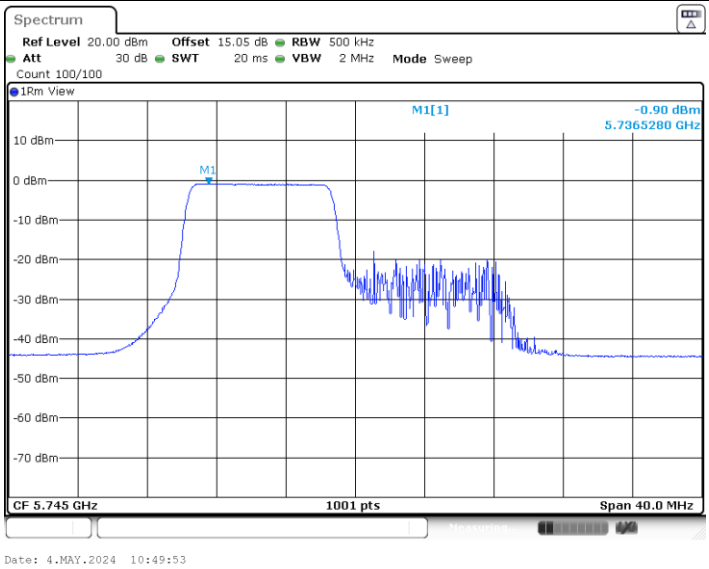

11AX20MIMO_Ant1_5785_26Tone_RU0

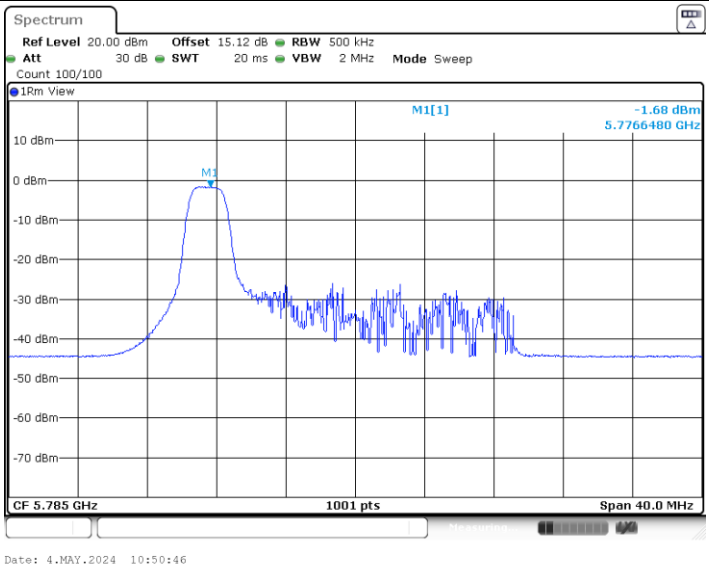

11AX20MIMO_Ant1_5785_52Tone_RU37

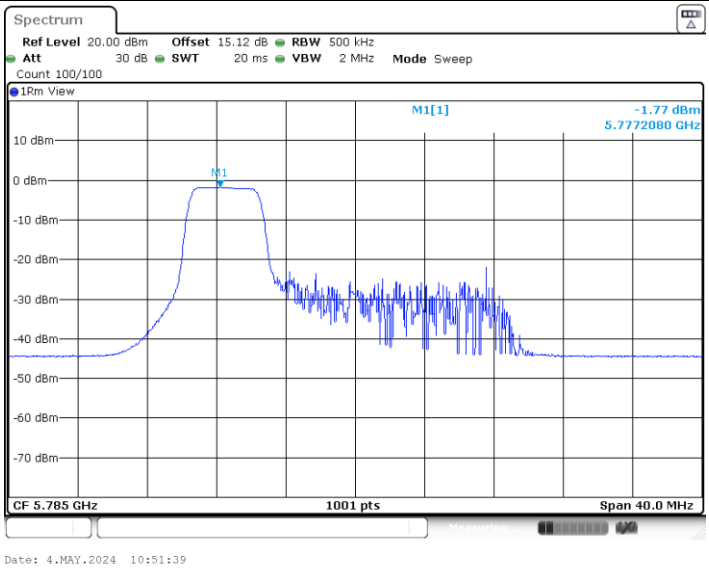

11AX20MIMO_Ant1_5785_106Tone_RU53

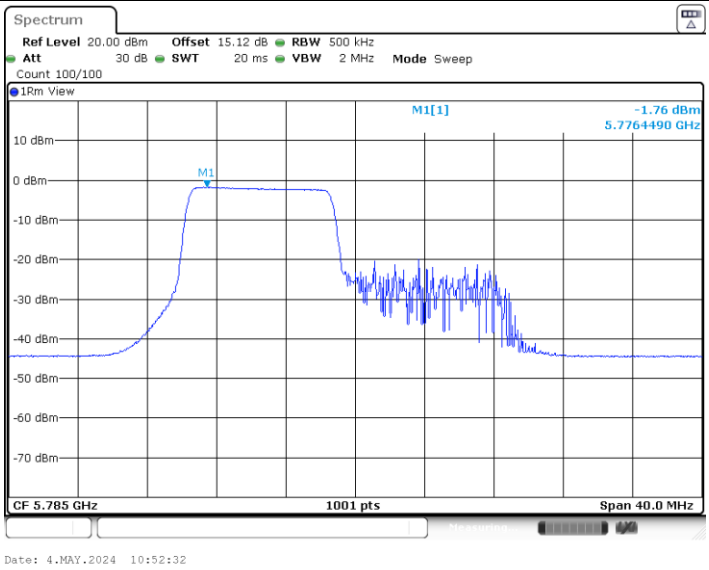

11AX20MIMO_Ant2_5785_26Tone_RU0

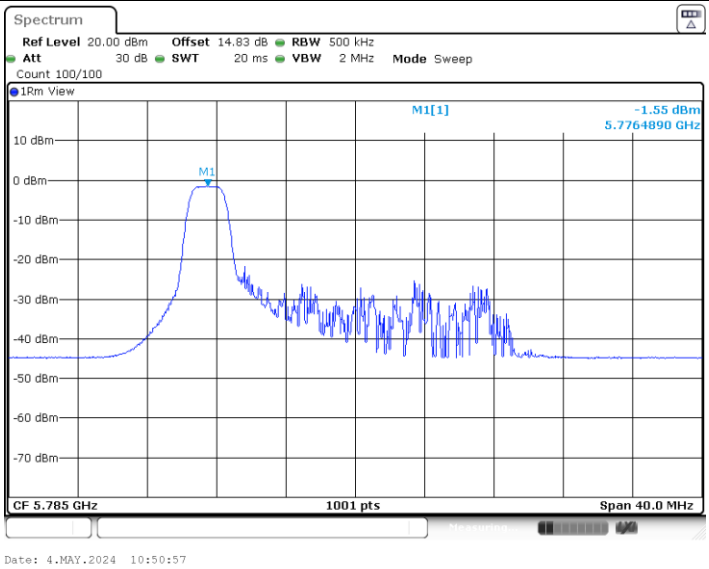

11AX20MIMO_Ant2_5785_52Tone_RU37

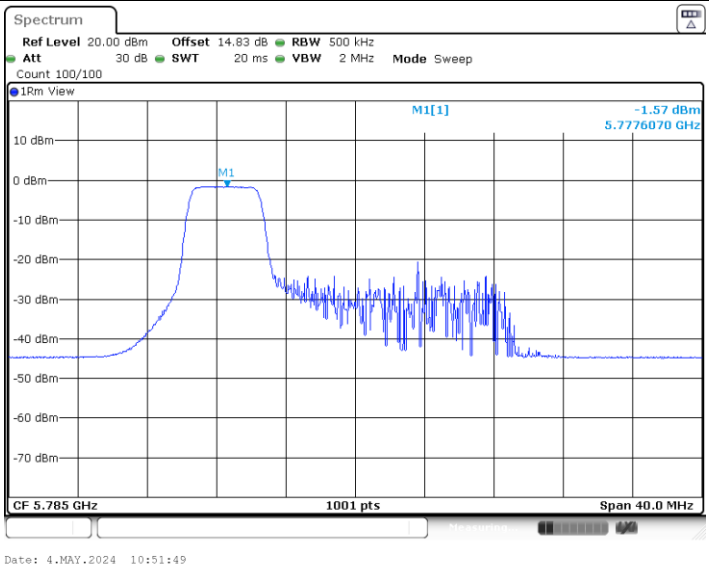

11AX20MIMO_Ant2_5785_106Tone_RU53

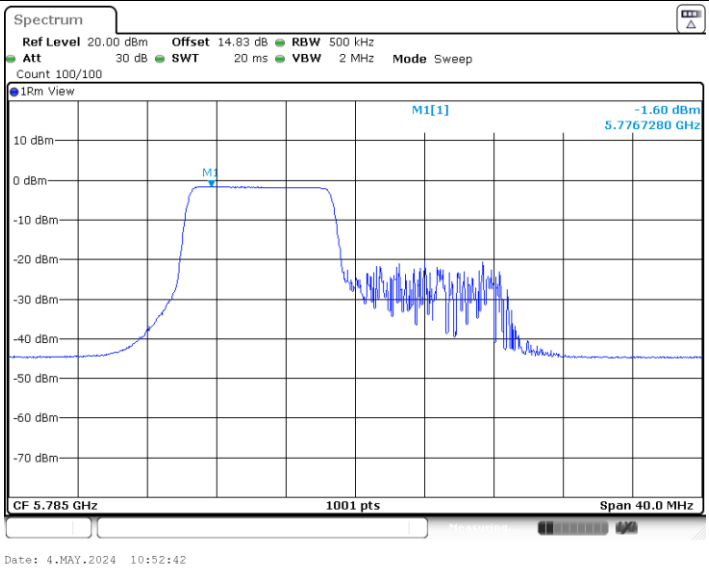

11AX20MIMO_Ant1_5825_26Tone_RU8

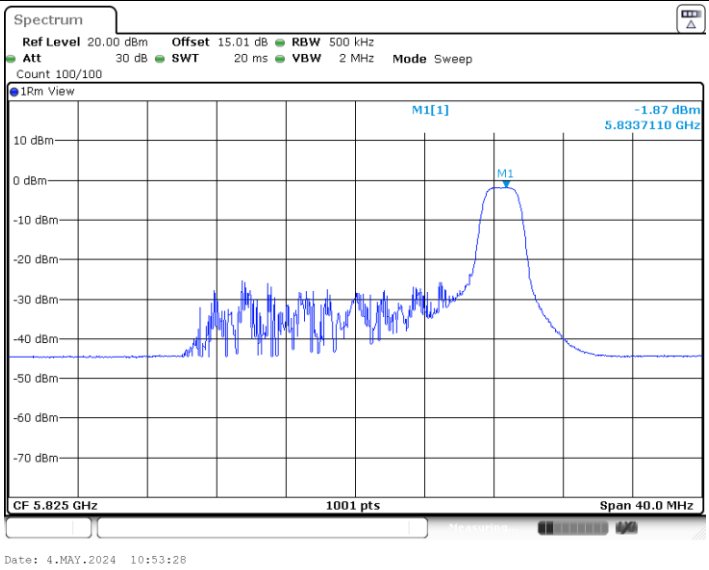

11AX20MIMO_Ant1_5825_52Tone_RU40

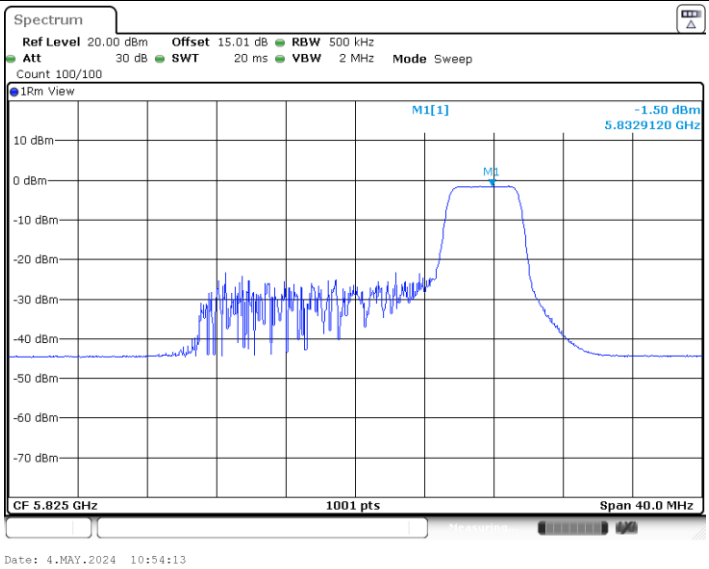

11AX20MIMO_Ant1_5825_106Tone_RU54

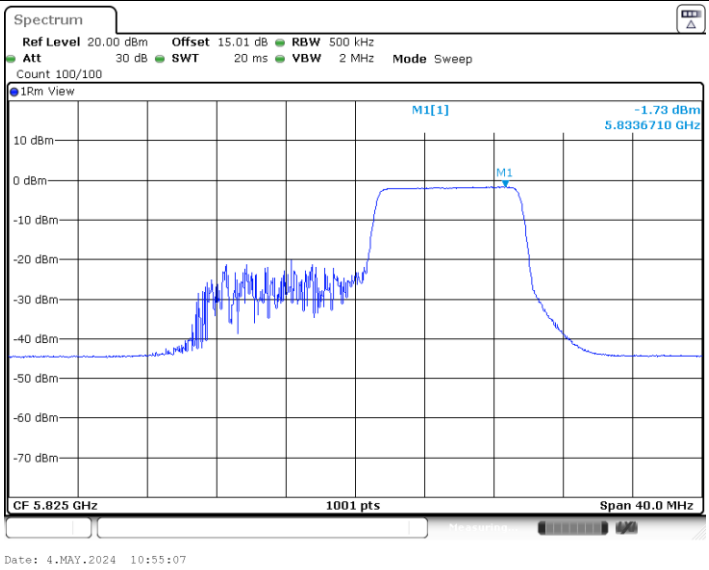

11AX20MIMO_Ant2_5825_26Tone_RU8

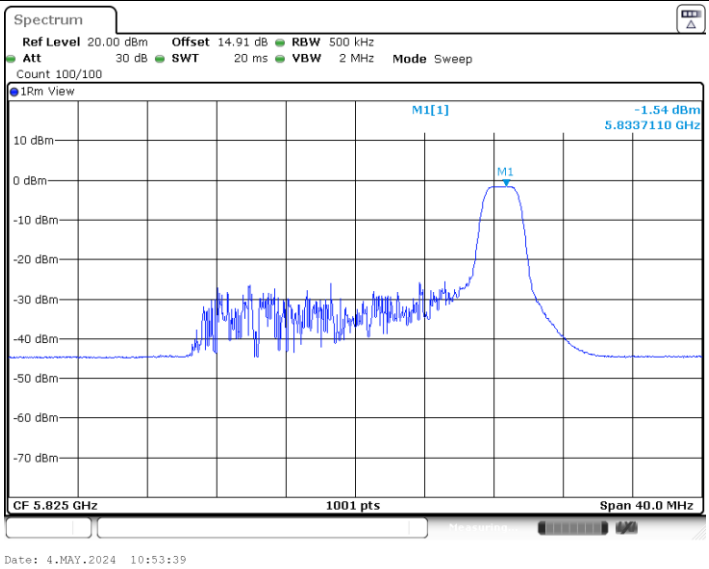

11AX20MIMO_Ant2_5825_52Tone_RU40

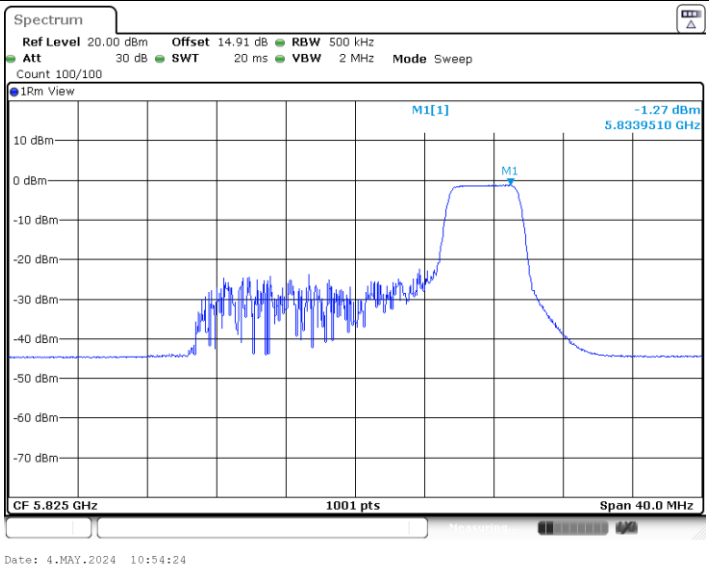

11AX20MIMO_Ant2_5825_106Tone_RU54

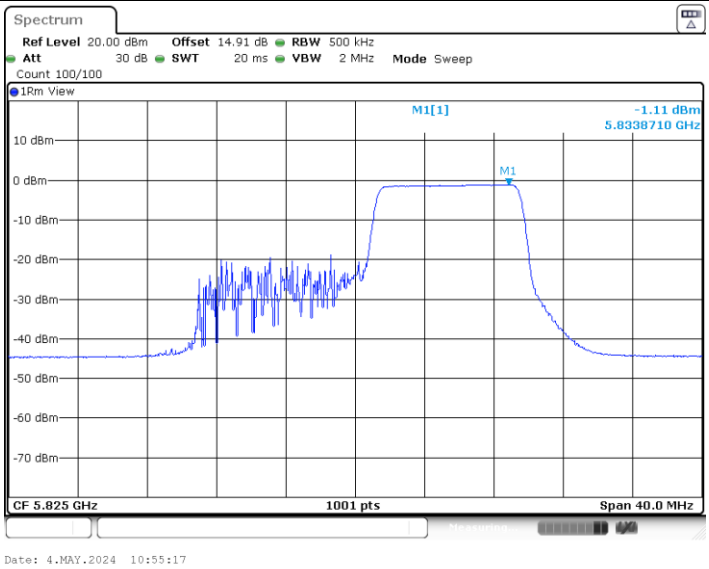

Appendix B. AC Conducted Emission Test Results

Test Engineer :	Amos Zhang	**Temperature :**	25.3~26.2℃
		Relative Humidity :	38~40%
Test Voltage :	120Vac / 60Hz	**Phase :**	Line
Remark :	All emissions not reported here are more than 10 dB below the prescribed limit.		

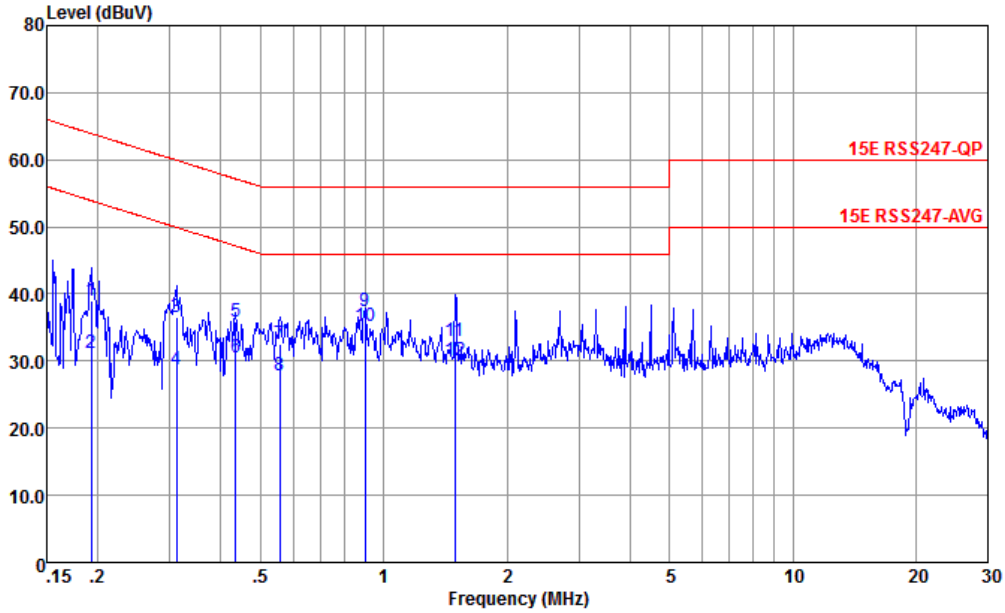

Site : CO01-KS
Condition : 15E RSS247-QP LISN-060105-L 2024 LINE

	Freq	Level	Over Limit	Limit Line	Read Level	LISN Factor	Cable Loss	Remark
	MHz	dBuV	dB	dBuV	dBuV	dB	dB	
1	0.192	39.10	-24.83	63.93	28.61	0.08	10.41	QP
2	0.192	31.10	-22.83	53.93	20.61	0.08	10.41	Average
3	0.312	36.60	-23.33	59.93	26.20	0.07	10.33	QP
4	0.312	28.70	-21.23	49.93	18.30	0.07	10.33	Average
5	0.435	35.80	-21.35	57.15	25.60	-0.06	10.26	QP
6	0.435	30.50	-16.65	47.15	20.30	-0.06	10.26	Average
7	0.558	32.57	-23.43	56.00	22.50	-0.12	10.19	QP
8	0.558	27.87	-18.13	46.00	17.80	-0.12	10.19	Average
9	0.899	37.53	-18.47	56.00	27.60	-0.17	10.10	QP
10 *	0.899	35.13	-10.87	46.00	25.20	-0.17	10.10	Average
11	1.495	33.08	-22.92	56.00	23.20	-0.20	10.08	QP
12	1.495	29.98	-16.02	46.00	20.10	-0.20	10.08	Average

Test Engineer :	Amos Zhang	**Temperature :**	25.3~26.2℃
		Relative Humidity :	38~40%
Test Voltage :	120Vac / 60Hz	**Phase :**	Neutral
Remark :	All emissions not reported here are more than 10 dB below the prescribed limit.		

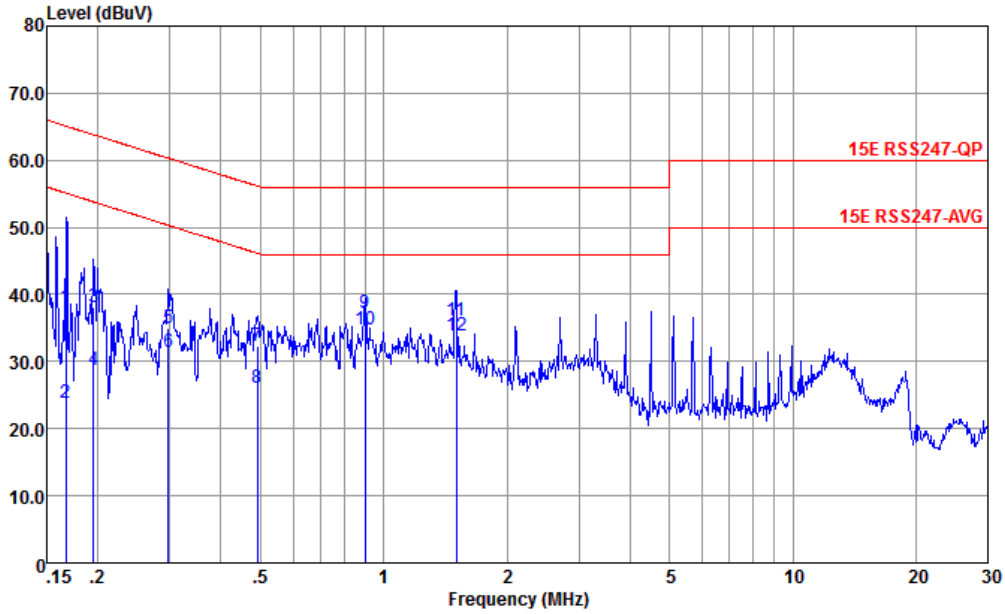

Site : CO01-KS
Condition : 15E RSS247-QP LISN-060105-N 2024 NEUTRAL

	Freq	Level	Over Limit	Limit Line	Read Level	LISN Factor	Cable Loss	Remark
	MHz	dBuV	dB	dBuV	dBuV	dB	dB	
1	0.167	38.04	-27.08	65.12	27.50	0.12	10.42	QP
2	0.167	23.84	-31.28	55.12	13.30	0.12	10.42	Average
3	0.195	38.04	-25.76	63.80	27.50	0.13	10.41	QP
4	0.195	28.74	-25.06	53.80	18.20	0.13	10.41	Average
5	0.297	35.02	-25.30	60.32	24.79	-0.11	10.34	QP
6	0.297	31.42	-18.90	50.32	21.19	-0.11	10.34	Average
7	0.491	32.28	-23.86	56.14	22.21	-0.15	10.22	QP
8	0.491	25.98	-20.16	46.14	15.91	-0.15	10.22	Average
9	0.899	37.22	-18.78	56.00	27.30	-0.18	10.10	QP
10 *	0.899	34.82	-11.18	46.00	24.90	-0.18	10.10	Average
11	1.503	36.20	-19.80	56.00	26.31	-0.19	10.08	QP
12	1.503	33.80	-12.20	46.00	23.91	-0.19	10.08	Average

Note:

1. Level(dBμV) = Read Level(dBμV) + LISN Factor(dB) + Cable Loss(dB)
2. Over Limit(dB) = Level(dBμV) – Limit Line(dBμV)

Appendix C. Radiated Spurious Emission Test Data

Test Engineer :	Shunping You	Relative Humidity :	50%
		Temperature :	22~24℃

Radiated Spurious Emission Test Modes

Mode	Band	Band (GHz)	Antenna	Modulation	Channel	Frequency	Data Rate	RU	Remark
Mode 1	U-NII-1	5.15-5.25	1+2	802.11a	36	5180	6Mbps	-	-
Mode 2	U-NII-1	5.15-5.25	1+2	802.11a	44	5220	6Mbps	-	-
Mode 3	U-NII-1	5.15-5.25	1+2	802.11a	48	5240	6Mbps	-	-
Mode 4	U-NII-1	5.15-5.25	1+2	802.11ax HE20	36	5180	MCS0	Full RU	-
Mode 5	U-NII-1	5.15-5.25	1+2	802.11ax HE20	36	5180	MCS0	RU26/0	-
Mode 6	U-NII-1	5.15-5.25	1+2	802.11ax HE20	36	5180	MCS0	RU52/37	-
Mode 7	U-NII-1	5.15-5.25	1+2	802.11ax HE20	36	5180	MCS0	RU106/53	-
Mode 8	U-NII-1	5.15-5.25	1+2	802.11ax HE20	44	5220	MCS0	Full RU	-
Mode 9	U-NII-1	5.15-5.25	1+2	802.11ax HE20	48	5240	MCS0	Full RU	-
Mode 10	U-NII-1	5.15-5.25	1+2	802.11ax HE40	38	5190	MCS0	Full RU	-
Mode 11	U-NII-1	5.15-5.25	1+2	802.11ax HE40	46	5230	MCS0	Full RU	-
Mode 12	U-NII-1	5.15-5.25	1+2	802.11ax HE80	42	5210	MCS0	Full RU	-
Mode 13	U-NII-1	5.15-5.25	1+2	802.11ax HE160	50	5250	MCS0	Full RU	-
Mode 14	U-NII-2A	5.25-5.35	1+2	802.11a	52	5260	6Mbps	-	-
Mode 15	U-NII-2A	5.25-5.35	1+2	802.11a	60	5300	6Mbps	-	-
Mode 16	U-NII-2A	5.25-5.35	1+2	802.11a	64	5320	6Mbps	-	-
Mode 17	U-NII-2A	5.25-5.35	1+2	802.11ax HE20	52	5260	MCS0	Full RU	-
Mode 18	U-NII-2A	5.25-5.35	1+2	802.11ax HE20	60	5300	MCS0	Full RU	-
Mode 19	U-NII-2A	5.25-5.35	1+2	802.11ax HE20	64	5320	MCS0	Full RU	-
Mode 20	U-NII-2A	5.25-5.35	1+2	802.11ax HE20	64	5320	MCS0	RU26/8	-
Mode 21	U-NII-2A	5.25-5.35	1+2	802.11ax HE20	64	5320	MCS0	RU52/40	-
Mode 22	U-NII-2A	5.25-5.35	1+2	802.11ax HE20	64	5320	MCS0	RU106/54	-
Mode 23	U-NII-2A	5.25-5.35	1+2	802.11ax HE40	54	5270	MCS0	Full RU	-
Mode 24	U-NII-2A	5.25-5.35	1+2	802.11ax HE40	62	5310	MCS0	Full RU	-
Mode 25	U-NII-2A	5.25-5.35	1+2	802.11ax HE 80	58	5290	MCS0	Full RU	-
Mode 26	U-NII-2C	5.47-5.725	1+2	802.11a	100	5500	6Mbps	-	-
Mode 27	U-NII-2C	5.47-5.725	1+2	802.11a	116	5580	6Mbps	-	-
Mode 28	U-NII-2C	5.47-5.725	1+2	802.11a	140	5700	6Mbps	-	-
Mode 29	U-NII-2C	5.47-5.725	1+2	802.11ax HE20	100	5500	MCS0	Full RU	-
Mode 30	U-NII-2C	5.47-5.725	1+2	802.11ax HE20	100	5500	MCS0	RU26/0	-
Mode 31	U-NII-2C	5.47-5.725	1+2	802.11ax HE20	100	5500	MCS0	RU52/37	-
Mode 32	U-NII-2C	5.47-5.725	1+2	802.11ax HE20	100	5500	MCS0	RU106/53	-
Mode 33	U-NII-2C	5.47-5.725	1+2	802.11ax HE20	116	5580	MCS0	Full RU	-
Mode 34	U-NII-2C	5.47-5.725	1+2	802.11ax HE20	140	5700	MCS0	Full RU	-
Mode 35	U-NII-2C	5.47-5.725	1+2	802.11ax HE20	140	5700	MCS0	RU26/8	-
Mode 36	U-NII-2C	5.47-5.725	1+2	802.11ax HE20	140	5700	MCS0	RU52/40	-
Mode 37	U-NII-2C	5.47-5.725	1+2	802.11ax HE20	140	5700	MCS0	RU106/54	-
Mode 38	U-NII-2C	5.47-5.725	1+2	802.11ax HE40	102	5510	MCS0	Full RU	-

Mode	Band	Band (GHz)	Antenna	Modulation	Channel	Frequency	Data Rate	RU	Remark
Mode 39	U-NII-2C	5.47-5.725	1+2	802.11ax HE40	110	5550	MCS0	Full RU	-
Mode 40	U-NII-2C	5.47-5.725	1+2	802.11ax HE40	134	5670	MCS0	Full RU	-
Mode 41	U-NII-2C	5.47-5.725	1+2	802.11ax HE80	106	5530	MCS0	Full RU	-
Mode 42	U-NII-2C	5.47-5.725	1+2	802.11ax HE80	122	5610	MCS0	Full RU	-
Mode 43	U-NII-2C	5.47-5.725	1+2	802.11ax HE160	114	5570	MCS0	Full RU	-
Mode 48	U-NII-3	5.725-5.85	1+2	802.11a	149	5745	6Mbps	-	-
Mode 49	U-NII-3	5.725-5.85	1+2	802.11a	157	5785	6Mbps	-	-
Mode 50	U-NII-3	5.725-5.85	1+2	802.11a	165	5825	6Mbps	-	-
Mode 57	U-NII-3	5.725-5.85	1+2	802.11ax HE20	149	5745	MCS0	Full RU	-
Mode 58	U-NII-3	5.725-5.85	1+2	802.11ax HE20	157	5785	MCS0	Full RU	-
Mode 59	U-NII-3	5.725-5.85	1+2	802.11ax HE20	165	5825	MCS0	Full RU	-
Mode 60	U-NII-3	5.725-5.85	1+2	802.11ax HE40	151	5755	MCS0	Full RU	-
Mode 61	U-NII-3	5.725-5.85	1+2	802.11ax HE40	159	5795	MCS0	Full RU	-
Mode 62	U-NII-3	5.725-5.85	1+2	802.11ax HE80	155	5775	MCS0	Full RU	-
Mode 63	U-NII-3	5.725-5.85	1+2	802.11ax HE20	149	5745	MCS0	RU26/0	-
Mode 64	U-NII-3	5.725-5.85	1+2	802.11ax HE20	165	5825	MCS0	RU26/8	-
Mode 65	U-NII-3	5.725-5.85	1+2	802.11ax HE20	149	5745	MCS0	RU52/37	-
Mode 66	U-NII-3	5.725-5.85	1+2	802.11ax HE20	165	5825	MCS0	RU52/40	-
Mode 67	U-NII-3	5.725-5.85	1+2	802.11ax HE20	149	5745	MCS0	RU106/53	-
Mode 68	U-NII-3	5.725-5.85	1+2	802.11ax HE20	165	5825	MCS0	RU106/54	-
Mode 69	U-NII-1	5.15-5.25	1+2	802.11ax HE160	50	5250	MCS0	Full RU	LF
Mode 70	U-NII-3	5.725-5.85	1+2	802.11ax HE40	159	5795	MCS0	Full RU	LF

Co-location Mode

Mode	Band	Band (GHz)	Antenna	Modulation	Channel	Frequency	Data Rate	RU	Remark
Mode 71	2.4G	2.4-2.4835	1+2	11b	CH01	2412	1 Mbps	-	-
Mode 71	U-NII-1	5.15-5.85	1+2	11ax160	CH50	5250	MCS0	Full RU	-
Mode 71	2.4G	2.4-2.4835	3	BLE	CH39	2480	2 Mbps	-	-

Summary of each worse mode

Mode	Modulation	Ch.	Freq. (MHz)	Level (dBuV/m)	Limit (dBuV/m)	Margin (dB)	Pol.	Peak Avg.	Result	Remark
1	802.11a	36	5149.94	42.21	54.00	-11.79	V	AVERAGE	Pass	Band Edge
1	802.11a	36	10360.00	47.59	68.30	-20.71	H	Peak	Pass	Harmonic
2	802.11a	44	-	-	-	-	-	-	-	Band Edge
2	802.11a	44	10440.00	46.64	68.30	-21.66	V	Peak	Pass	Harmonic
3	802.11a	48	-	-	-	-	-	-	-	Band Edge
3	802.11a	48	10480.00	48.35	68.30	-19.95	H	Peak	Pass	Harmonic
4	802.11ax HE20	36	5144.54	42.36	54.00	-11.64	V	AVERAGE	Pass	Band Edge
4	802.11ax HE20	36	10360.00	47.00	68.30	-21.30	V	Peak	Pass	Harmonic
5	802.11ax HE20	36	5055.44	40.71	54.00	-13.29	H	AVERAGE	Pass	Band Edge
5	802.11ax HE20	36	-	-	-	-	-	-	-	Harmonic
6	802.11ax HE20	36	5140.94	40.90	54.00	-13.10	V	AVERAGE	Pass	Band Edge
6	802.11ax HE20	36	-	-	-	-	-	-	-	Harmonic
7	802.11ax HE20	36	5139.68	41.53	54.00	-12.47	V	AVERAGE	Pass	Band Edge
7	802.11ax HE20	36	-	-	-	-	-	-	-	Harmonic
8	802.11ax HE20	44	-	-	-	-	-	-	-	Band Edge
8	802.11ax HE20	44	10440.00	46.71	68.30	-21.59	V	Peak	Pass	Harmonic
9	802.11ax HE20	48	-	-	-	-	-	-	-	Band Edge
9	802.11ax HE20	48	10480.00	47.07	68.30	-21.23	V	Peak	Pass	Harmonic
10	802.11ax HE40	38	5149.34	45.41	54.00	-8.59	V	AVERAGE	Pass	Band Edge
10	802.11ax HE40	38	10380.00	47.19	68.30	-21.11	V	Peak	Pass	Harmonic
11	802.11ax HE40	46	-	-	-	-	-	-	-	Band Edge
11	802.11ax HE40	46	10460.00	47.39	68.30	-20.91	V	Peak	Pass	Harmonic
12	802.11ax HE80	42	5147.63	42.77	54.00	-11.23	V	AVERAGE	Pass	Band Edge
12	802.11ax HE80	42	10420.00	47.39	68.30	-20.91	V	Peak	Pass	Harmonic
13	802.11ax HE160	50	5358.78	47.49	54.00	-6.51	V	AVERAGE	Pass	Band Edge
13	802.11ax HE160	50	10500.00	47.81	68.30	-20.49	H	Peak	Pass	Harmonic
14	802.11a	52	-	-	-	-	-	-	-	Band Edge
14	802.11a	52	10520.00	47.59	68.30	-20.71	V	Peak	Pass	Harmonic
15	802.11a	60	-	-	-	-	-	-	-	Band Edge
15	802.11a	60	10600.00	47.75	74.00	-26.25	H	Peak	Pass	Harmonic
16	802.11a	64	5350.52	41.12	54.00	-12.88	V	AVERAGE	Pass	Band Edge
16	802.11a	64	15960.00	47.52	74.00	-26.48	H	Peak	Pass	Harmonic
17	802.11ax HE20	52	-	-	-	-	-	-	-	Band Edge
17	802.11ax HE20	52	10520.00	47.54	68.30	-20.76	V	Peak	Pass	Harmonic
18	802.11ax HE20	60	-	-	-	-	-	-	-	Band Edge
18	802.11ax HE20	60	10600.00	47.41	74.00	-26.59	V	Peak	Pass	Harmonic
19	802.11ax HE20	64	5357.66	40.91	54.00	-13.09	V	AVERAGE	Pass	Band Edge
19	802.11ax HE20	64	15960.00	47.79	74.00	-26.21	H	Peak	Pass	Harmonic
20	802.11ax HE20	64	5385.24	39.65	54.00	-14.35	H	AVERAGE	Pass	Band Edge
20	802.11ax HE20	64	-	-	-	-	-	-	-	Harmonic
21	802.11ax HE20	64	5443.34	39.75	54.00	-14.25	H	AVERAGE	Pass	Band Edge
21	802.11ax HE20	64	-	-	-	-	-	-	-	Harmonic
22	802.11ax HE20	64	5380.90	39.72	54.00	-14.28	H	AVERAGE	Pass	Band Edge
22	802.11ax HE20	64	-	-	-	-	-	-	-	Harmonic

Mode	Modulation	Ch.	Freq. (MHz)	Level (dBuV/m)	Limit (dBuV/m)	Margin (dB)	Pol.	Peak Avg.	Result	Remark
23	802.11ax HE40	54	-	-	-	-	-	-	-	Band Edge
23	802.11ax HE40	54	10540.00	47.76	68.30	-20.54	V	Peak	Pass	Harmonic
24	802.11ax HE40	62	5143.84	42.19	54.00	-11.81	V	AVERAGE	Pass	Band Edge
24	802.11ax HE40	62	15930.00	47.89	74.00	-26.11	H	Peak	Pass	Harmonic
25	802.11ax HE80	58	5133.98	41.79	54.00	-12.21	V	AVERAGE	Pass	Band Edge
25	802.11ax HE80	58	10580.00	47.63	68.30	-20.67	V	Peak	Pass	Harmonic
26	802.11a	100	5456.35	41.66	54.00	-12.34	V	AVERAGE	Pass	Band Edge
26	802.11a	100	16500.00	47.40	68.30	-20.90	V	Peak	Pass	Harmonic
27	802.11a	116	-	-	-	-	-	-	-	Band Edge
27	802.11a	116	16740.00	46.86	68.30	-21.44	H	Peak	Pass	Harmonic
28	802.11a	140	5727.24	53.04	68.30	-15.26	V	PEAK	Pass	Band Edge
28	802.11a	140	17100.00	47.60	68.30	-20.70	H	Peak	Pass	Harmonic
29	802.11ax HE20	100	5451.10	42.14	54.00	-11.86	V	AVERAGE	Pass	Band Edge
29	802.11ax HE20	100	16500.00	47.89	68.30	-20.41	V	Peak	Pass	Harmonic
30	802.11ax HE20	100	5453.20	39.97	54.00	-14.03	V	AVERAGE	Pass	Band Edge
30	802.11ax HE20	100	-	-	-	-	-	-	-	Harmonic
31	802.11ax HE20	100	5455.15	40.17	54.00	-13.83	V	AVERAGE	Pass	Band Edge
31	802.11ax HE20	100	-	-	-	-	-	-	-	Harmonic
32	802.11ax HE20	100	5458.30	40.26	54.00	-13.74	V	AVERAGE	Pass	Band Edge
32	802.11ax HE20	100	-	-	-	-	-	-	-	Harmonic
33	802.11ax HE20	116	-	-	-	-	-	-	-	Band Edge
33	802.11ax HE20	116	16740.00	47.27	68.30	-21.03	H	Peak	Pass	Harmonic
34	802.11ax HE20	140	5725.87	53.24	68.30	-15.06	V	PEAK	Pass	Band Edge
34	802.11ax HE20	140	17100	47.07	68.3	-21.23	H	PEAK	Pass	Harmonic
35	802.11ax HE20	140	5740.43	51.74	68.30	-16.56	H	PEAK	Pass	Band Edge
35	802.11ax HE20	140	-	-	-	-	-	-	-	Harmonic
36	802.11ax HE20	140	5750.18	51.26	68.30	-17.04	H	PEAK	Pass	Band Edge
36	802.11ax HE20	140	-	-	-	-	-	-	-	Harmonic
37	802.11ax HE20	140	5725.48	53.11	68.30	-15.19	V	PEAK	Pass	Band Edge
37	802.11ax HE20	140	-	-	-	-	-	-	-	Harmonic
38	802.11ax HE40	102	5458.80	41.19	54.00	-12.81	V	AVERAGE	Pass	Band Edge
38	802.11ax HE40	102	16530.00	45.87	68.30	-22.43	V	Peak	Pass	Harmonic
39	802.11ax HE40	110	-	-	-	-	-	-	-	Band Edge
39	802.11ax HE40	110	16650.00	46.87	68.30	-21.43	H	Peak	Pass	Harmonic
40	802.11ax HE40	134	5454.32	40.42	54.00	-13.58	V	AVERAGE	Pass	Band Edge
40	802.11ax HE40	134	17010.00	45.91	68.30	-22.39	H	Peak	Pass	Harmonic
41	802.11ax HE80	106	5458.18	41.89	54.00	-12.11	H	AVERAGE	Pass	Band Edge
41	802.11ax HE80	106	16590.00	46.66	68.30	-21.64	V	Peak	Pass	Harmonic
42	802.11ax HE80	122	5455.82	41.47	54.00	-12.53	V	AVERAGE	Pass	Band Edge
42	802.11ax HE80	122	16830.00	47.35	68.30	-20.95	H	Peak	Pass	Harmonic
43	802.11ax HE160	114	5465.06	58.75	68.30	-9.55	V	PEAK	Pass	Band Edge
43	802.11ax HE160	114	16710.00	46.96	68.30	-21.34	V	Peak	Pass	Harmonic
48	802.11a	149	5650.61	52.44	68.75	-16.31	H	PEAK	Pass	Band Edge
48	802.11a	149	17160	47.64	68.3	-20.66	V	Peak	Pass	Harmonic
49	802.11a	157	-	-	-	-	-	-	-	Band Edge

Mode	Modulation	Ch.	Freq. (MHz)	Level (dBuV/m)	Limit (dBuV/m)	Margin (dB)	Pol.	Peak Avg.	Result	Remark
49	802.11a	157	17355.00	47.97	68.30	-20.33	H	Peak	Pass	Harmonic
50	802.11a	165	5943.25	53.15	68.30	-15.15	V	PEAK	Pass	Band Edge
50	802.11a	165	17475.00	47.91	68.30	-20.39	H	Peak	Pass	Harmonic
57	802.11ax HE20	149	5643.79	51.96	68.30	-16.34	V	PEAK	Pass	Band Edge
	802.11ax HE20	149	17235.00	47.40	68.30	-20.90	V	Peak	Pass	Harmonic
58	802.11ax HE20	157	-	-	-	-	-	-	-	Band Edge
	802.11ax HE20	157	17355.00	47.86	68.30	-20.44	V	Peak	Pass	Harmonic
59	802.11ax HE20	165	5938.13	52.78	68.30	-15.52	V	PEAK	Pass	Band Edge
	802.11ax HE20	165	17475.00	47.84	68.30	-20.46	V	Peak	Pass	Harmonic
60	802.11ax HE40	151	5928.75	52.64	68.30	-15.66	V	PEAK	Pass	Band Edge
	802.11ax HE40	151	17265.00	49.27	68.30	-19.03	V	Peak	Pass	Harmonic
61	802.11ax HE40	159	5928.77	54.07	68.30	-14.23	V	PEAK	Pass	Band Edge
	802.11ax HE40	159	17385.00	47.25	68.30	-21.05	H	Peak	Pass	Harmonic
62	802.11ax HE80	155	5927.95	53.96	68.30	-14.34	V	PEAK	Pass	Band Edge
	802.11ax HE80	155	17325.00	47.53	68.30	-20.77	V	Peak	Pass	Harmonic
63	802.11ax HE20	149	5629.73	50.71	68.30	-17.59	V	PEAK	Pass	Band Edge
	802.11ax HE20	149	-	-	-	-	-	-	-	Harmonic
64	802.11ax HE20	165	5939.75	51.19	68.30	-17.11	H	PEAK	Pass	Band Edge
	802.11ax HE20	165	-	-	-	-	-	-	-	Harmonic
65	802.11ax HE20	149	5641.62	51.00	68.30	-17.30	V	PEAK	Pass	Band Edge
	802.11ax HE20	149	-	-	-	-	-	-	-	Harmonic
66	802.11ax HE20	165	5931.88	51.00	68.30	-17.30	V	PEAK	Pass	Band Edge
	802.11ax HE20	165	-	-	-	-	-	-	-	Harmonic
67	802.11ax HE20	149	5616.39	50.61	68.30	-17.69	H	PEAK	Pass	Band Edge
67	802.11ax HE20	149	-	-	-	-	-	-	-	Harmonic
68	802.11ax HE20	165	5943.00	52.18	68.30	-16.12	V	PEAK	Pass	Band Edge
68	802.11ax HE20	165	-	-	-	-	-	-	-	Harmonic
69	802.11ax HE160	LF	948.59	31.41	46	-14.59	V	PEAK	Pass	LF
70	802.11ax HE40	LF	859.35	30.98	46	-15.02	H	PEAK	Pass	LF

Co-location Mode

Mode	Modulation	Ch.	Freq. (MHz)	Level (dBuV/m)	Limit (dBuV/m)	Margin (dB)	Pol.	Peak Avg.	Result	Remark
71	Co-location		5143.26	46.86	54	-7.14	V	AVERAGE	Pass	Band Edge
71	Co-location		10500	47.79	68.3	-20.51	H	Peak	Pass	Harmonic

Mode	1	
	Band Edge	
	U-NII-1_5.15-5.25_802.11a_CH36_5180MHz	
ANT	1+2	
Pol.	Horizontal	Fundamental
Peak	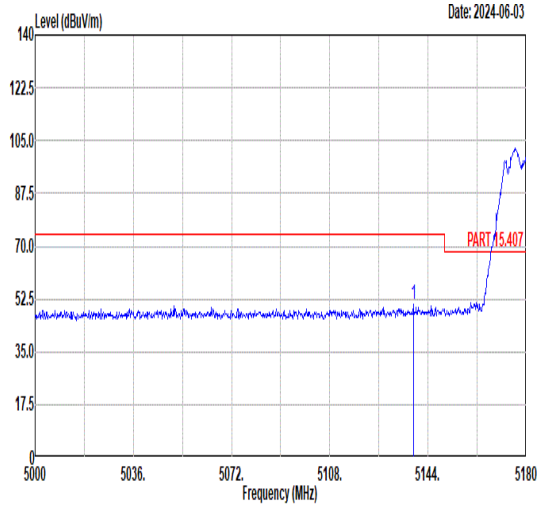 Freq Level Limit Line Margin Read Level Ant Factor Cable Loss Preamp Factor APos TPos Remark MHz dBuV/m dBuV/m dB dBuV dB/m dB dB cm deg 1 5138.60 50.72 74.00 -23.28 40.84 34.61 7.91 32.64 277 42 PEAK	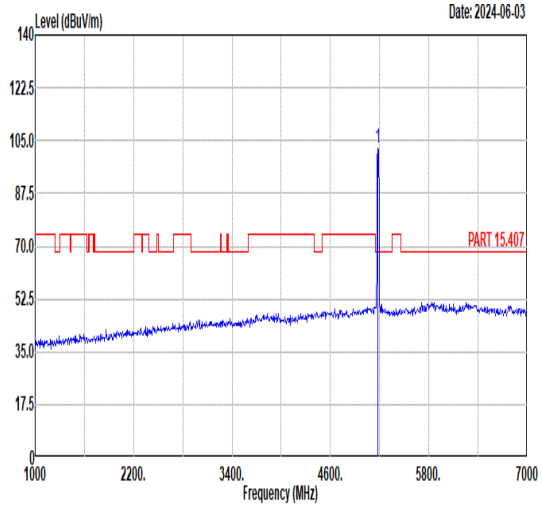 Freq Level Limit Line Margin Read Level Ant Factor Cable Loss Preamp Factor APos TPos Remark MHz dBuV/m dBuV/m dB dBuV dB/m dB dB cm deg 1 5180.00 102.45 ------ ------ 92.49 34.65 7.94 32.63 277 42 PEAK
Avg	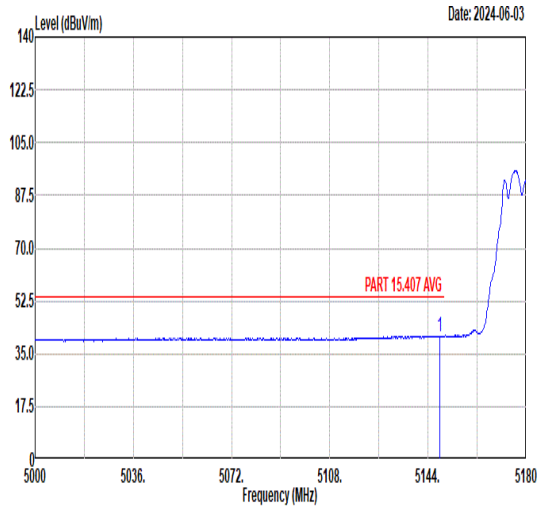 Freq Level Limit Line Margin Read Level Ant Factor Cable Loss Preamp Factor APos TPos Remark MHz dBuV/m dBuV/m dB dBuV dB/m dB dB cm deg 1 5148.32 40.90 54.00 -13.10 31.00 34.62 7.92 32.64 277 42 AVERAGE	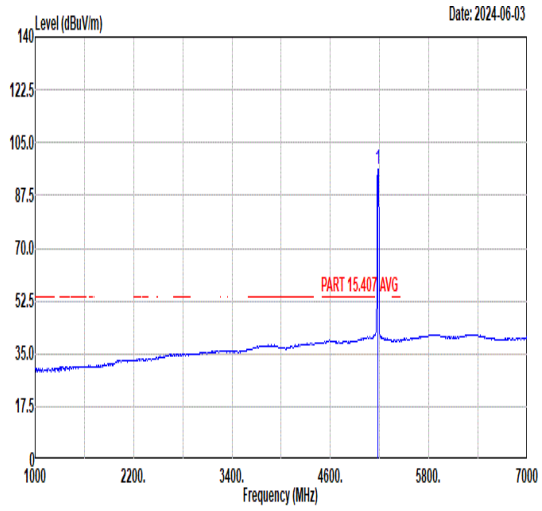 Freq Level Limit Line Margin Read Level Ant Factor Cable Loss Preamp Factor APos TPos Remark MHz dBuV/m dBuV/m dB dBuV dB/m dB dB cm deg 1 5180.00 96.07 ------ ------ 86.10 34.65 7.94 32.62 277 42 AVERAGE

Mode	1	
	Band Edge	
	U-NII-1_5.15-5.25_802.11a_CH36_5180MHz	
ANT	1+2	
Pol.	Vertical	Fundamental
Peak	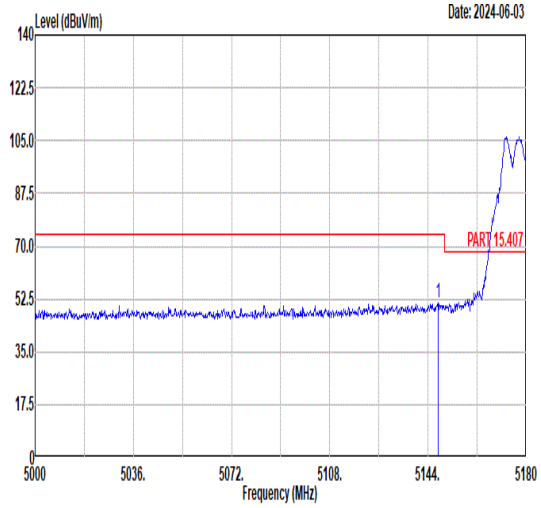 Freq Level Limit Line Margin Read Level Ant Factor Cable Loss Preamp Factor APos TPos Remark MHz dBuV/m dBuV/m dB dBuV dB/m dB dB cm deg 1 5147.78 51.29 74.00 -22.71 41.39 34.62 7.92 32.64 206 360 PEAK	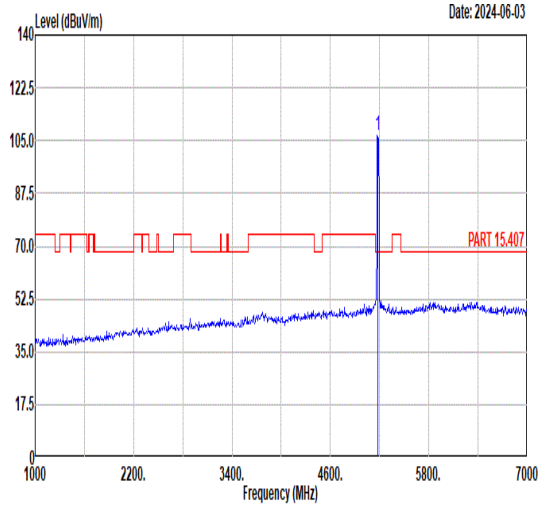 Freq Level Limit Line Margin Read Level Ant Factor Cable Loss Preamp Factor APos TPos Remark MHz dBuV/m dBuV/m dB dBuV dB/m dB dB cm deg 1 5180.00 106.48 ------ ------ 96.54 34.64 7.93 32.63 206 360 PEAK
Avg	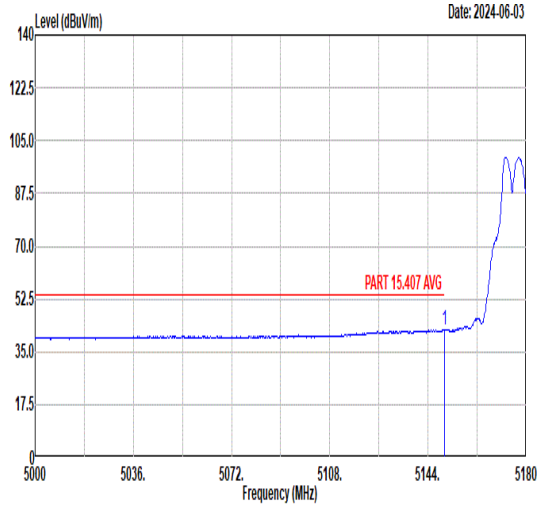 Freq Level Limit Line Margin Read Level Ant Factor Cable Loss Preamp Factor APos TPos Remark MHz dBuV/m dBuV/m dB dBuV dB/m dB dB cm deg 1 5149.94 42.21 54.00 -11.79 32.31 34.62 7.92 32.64 206 360 AVERAGE	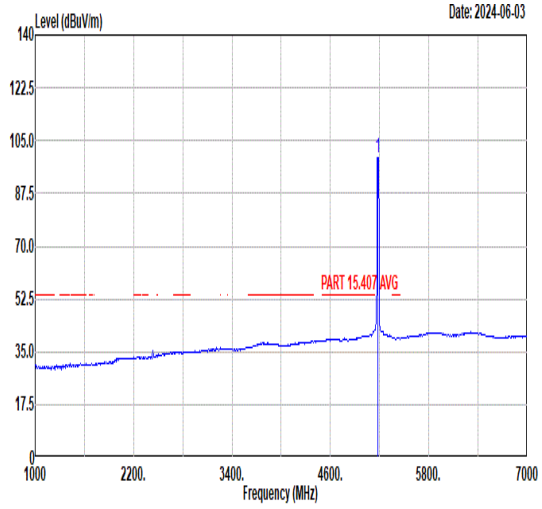 Freq Level Limit Line Margin Read Level Ant Factor Cable Loss Preamp Factor APos TPos Remark MHz dBuV/m dBuV/m dB dBuV dB/m dB dB cm deg 1 5180.00 99.47 ------ ------ 89.53 34.64 7.93 32.63 206 360 AVERAGE

Mode	1	
	Harmonic	
	U-NII-1_5.15-5.25_802.11a_CH36_5180MHz	
ANT	1+2	
Pol.	Horizontal	Vertical
Peak Avg	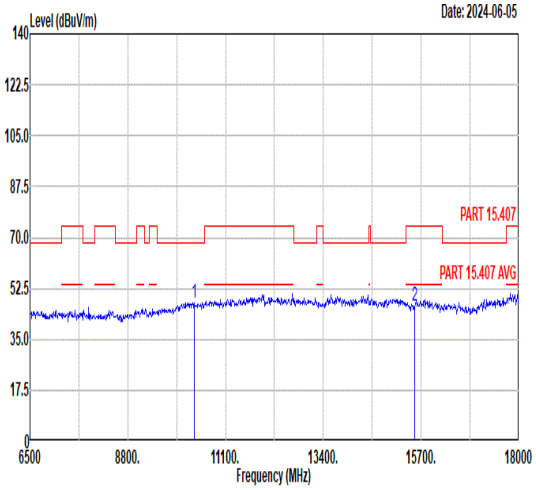 Freq Level Limit Line Margin Read Level Ant Factor Cable Loss Preamp Factor APos TPos Remark MHz dBuV/m dBuV/m dB dBuV dB/m dB dB cm deg 1 10360.00 47.59 68.30 -20.71 58.53 37.33 10.73 59.00 -- -- Peak 2 15540.00 46.27 74.00 -27.73 53.56 38.93 12.72 58.94 -- -- Peak	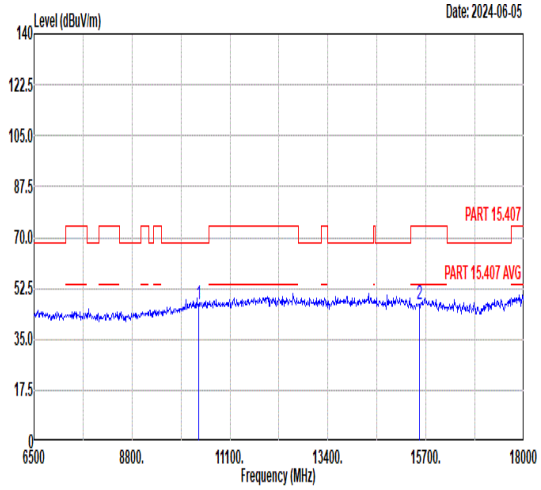 Freq Level Limit Line Margin Read Level Ant Factor Cable Loss Preamp Factor APos TPos Remark MHz dBuV/m dBuV/m dB dBuV dB/m dB dB cm deg 1 10360.00 47.17 68.30 -21.13 58.11 37.33 10.73 59.00 -- -- Peak 2 15540.00 47.09 74.00 -26.91 54.38 38.93 12.72 58.94 -- -- Peak

Mode	2	
	Harmonic	
	U-NII-1_5.15-5.25_802.11a_CH44_5220MHz	
ANT	1+2	
Pol.	Horizontal	Vertical
Peak Avg	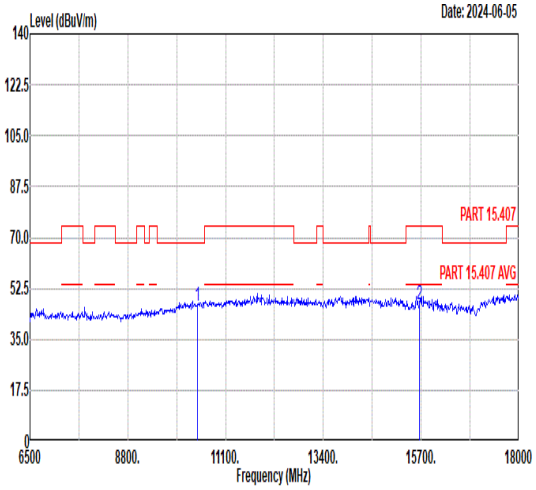 Freq Level Limit Line Margin Read Level Ant Factor Cable Loss Preamp Factor APos TPos Remark MHz dBuV/m dBuV/m dB dBuV dB/m dB dB cm deg 1 10440.00 46.62 68.30 -21.68 57.31 37.43 10.79 58.91 -- -- Peak 2 15660.00 47.10 74.00 -26.90 54.41 39.03 12.72 59.06 -- -- Peak	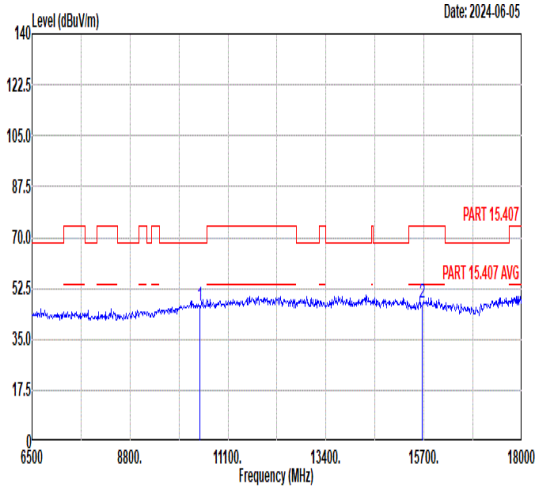 Freq Level Limit Line Margin Read Level Ant Factor Cable Loss Preamp Factor APos TPos Remark MHz dBuV/m dBuV/m dB dBuV dB/m dB dB cm deg 1 10440.00 46.64 68.30 -21.66 57.33 37.43 10.79 58.91 -- -- Peak 2 15660.00 47.30 74.00 -26.70 54.61 39.03 12.72 59.06 -- -- Peak

Mode	3	
	Harmonic	
	U-NII-1_5.15-5.25_802.11a_CH48_5240MHz	
ANT	1+2	
Pol.	Horizontal	Vertical
Peak Avg	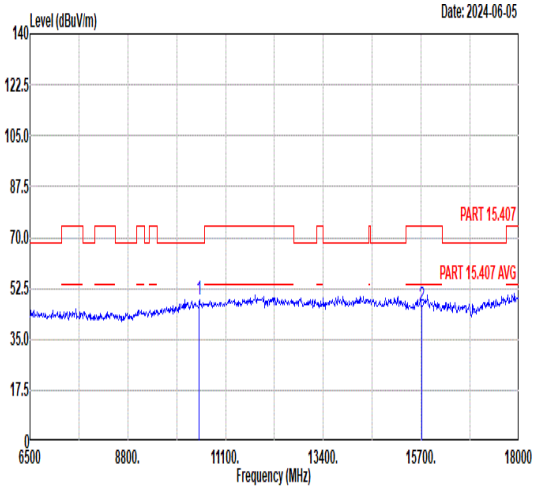 Freq Level Limit Line Margin Read Level Ant Factor Cable Loss Preamp Factor APos TPos Remark MHz dBuV/m dBuV/m dB dBuV dB/m dB dB cm deg 1 10480.00 48.35 68.30 -19.95 58.93 37.47 10.82 58.87 -- -- Peak 2 15720.00 46.39 74.00 -27.61 53.72 39.08 12.71 59.12 -- -- Peak	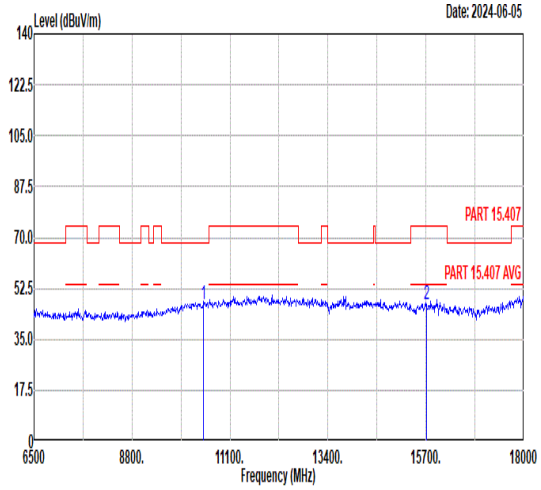 Freq Level Limit Line Margin Read Level Ant Factor Cable Loss Preamp Factor APos TPos Remark MHz dBuV/m dBuV/m dB dBuV dB/m dB dB cm deg 1 10480.00 46.88 68.30 -21.42 57.46 37.47 10.82 58.87 -- -- Peak 2 15720.00 46.88 74.00 -27.12 54.21 39.08 12.71 59.12 -- -- Peak

Mode	4	
	Band Edge	
	U-NII-1_5.15-5.25_802.11ax HE20_CH36_Full RU_5180MHz	
ANT	1+2	
Pol.	Horizontal	Fundamental
Peak	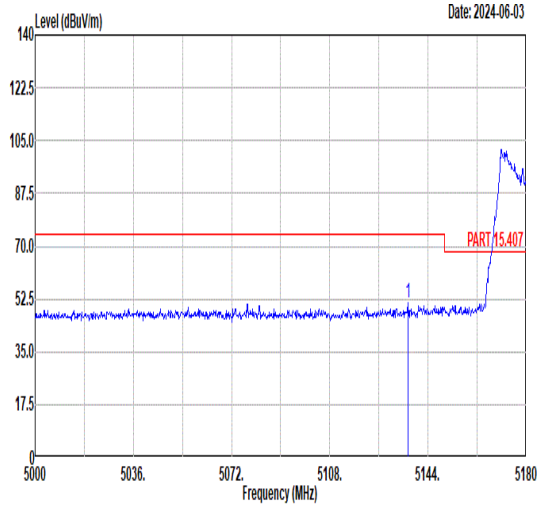 Freq Level Limit Line Margin Read Level Ant Factor Cable Loss Preamp Factor APos TPos Remark MHz dBuV/m dBuV/m dB dBuV dB/m dB dB cm deg 1 5136.62 51.22 74.00 -22.78 41.35 34.61 7.91 32.65 261 35 PEAK	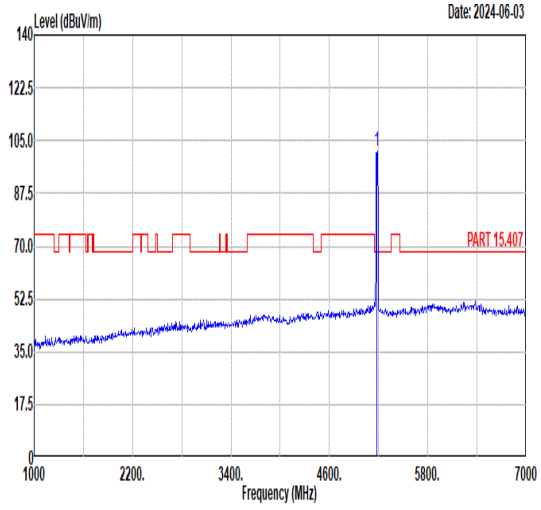 Freq Level Limit Line Margin Read Level Ant Factor Cable Loss Preamp Factor APos TPos Remark MHz dBuV/m dBuV/m dB dBuV dB/m dB dB cm deg 1 5180.00 101.56 ------ ------ 91.59 34.65 7.94 32.62 261 35 PEAK
Avg	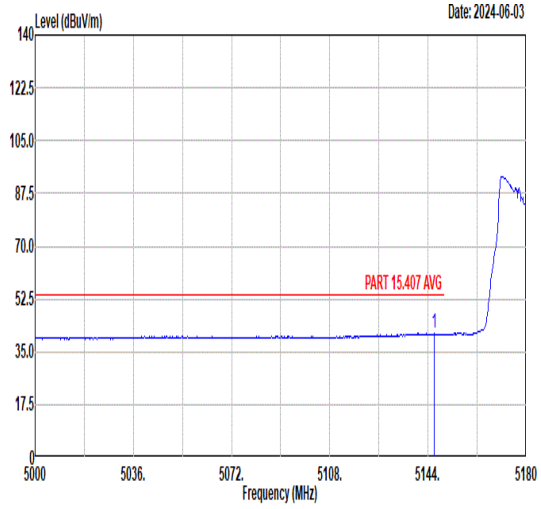 Freq Level Limit Line Margin Read Level Ant Factor Cable Loss Preamp Factor APos TPos Remark MHz dBuV/m dBuV/m dB dBuV dB/m dB dB cm deg 1 5146.16 41.05 54.00 -12.95 31.15 34.62 7.92 32.64 261 35 AVERAGE	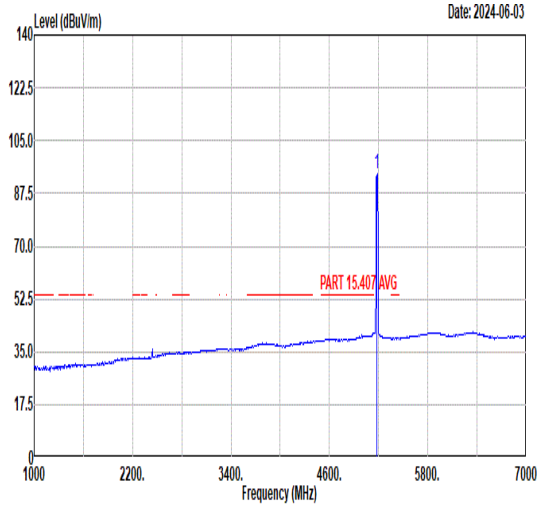 Freq Level Limit Line Margin Read Level Ant Factor Cable Loss Preamp Factor APos TPos Remark MHz dBuV/m dBuV/m dB dBuV dB/m dB dB cm deg 1 5180.00 94.00 ------ ------ 84.03 34.65 7.94 32.62 261 35 AVERAGE

Mode	4	
	Band Edge	
	U-NII-1_5.15-5.25_802.11ax HE20_CH36_Full RU_5180MHz	
ANT	1+2	
Pol.	Vertical	Fundamental
Peak	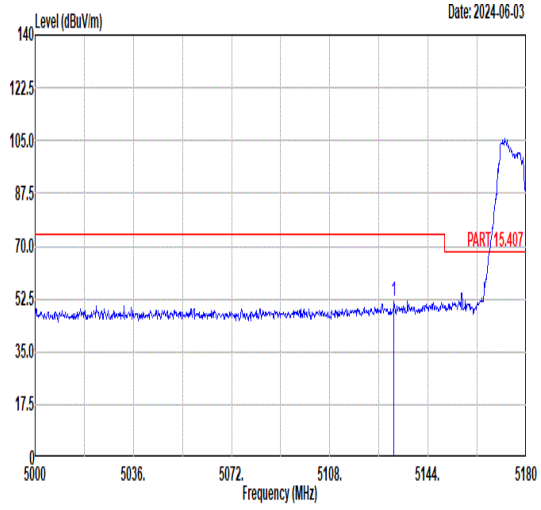 Freq Level Limit Line Margin Read Level Ant Factor Cable Loss Preamp Factor APos TPos Remark MHz dBuV/m dBuV/m dB dBuV dB/m dB dB cm deg 1 5131.58 51.90 74.00 -22.10 42.03 34.61 7.91 32.65 156 360 PEAK	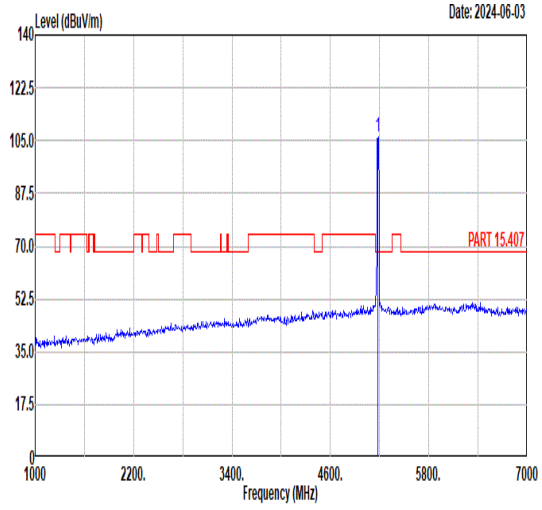 Freq Level Limit Line Margin Read Level Ant Factor Cable Loss Preamp Factor APos TPos Remark MHz dBuV/m dBuV/m dB dBuV dB/m dB dB cm deg 1 5180.00 106.25 ------ ------ 96.28 34.65 7.94 32.62 156 360 PEAK
Avg	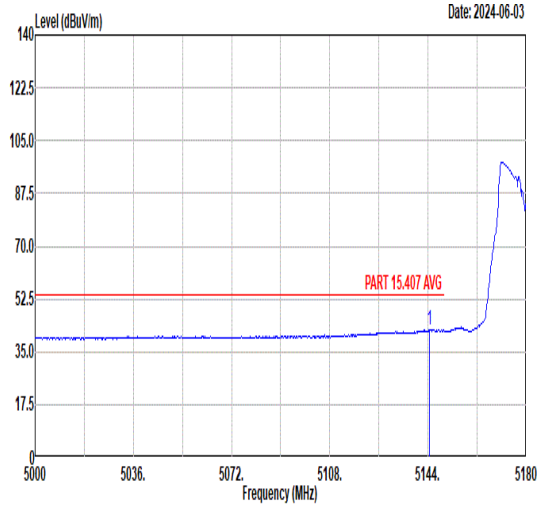 Freq Level Limit Line Margin Read Level Ant Factor Cable Loss Preamp Factor APos TPos Remark MHz dBuV/m dBuV/m dB dBuV dB/m dB dB cm deg 1 5144.54 42.36 54.00 -11.64 32.46 34.62 7.92 32.64 156 360 AVERAGE	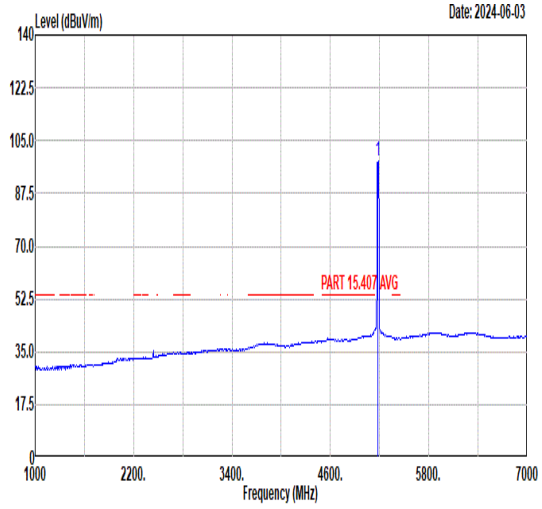 Freq Level Limit Line Margin Read Level Ant Factor Cable Loss Preamp Factor APos TPos Remark MHz dBuV/m dBuV/m dB dBuV dB/m dB dB cm deg 1 5180.00 98.12 ------ ------ 88.15 34.65 7.94 32.62 156 360 AVERAGE

Mode	4	
	Harmonic	
	U-NII-1_5.15-5.25_802.11ax HE20_CH36_Full RU_5180MHz	
ANT	1+2	
Pol.	Horizontal	Vertical
Peak Avg	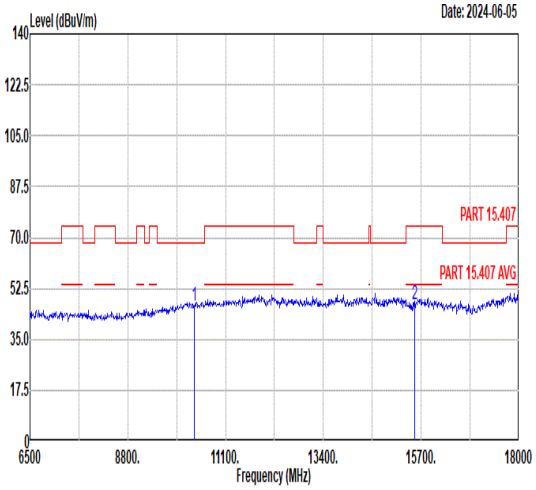 Freq Level Limit Line Margin Read Level Ant Factor Cable Loss Preamp Factor APos TPos Remark MHz dBuV/m dBuV/m dB dBuV dB/m dB dB cm deg 1 10360.00 46.50 68.30 -21.80 57.44 37.33 10.73 59.00 -- -- Peak 2 15540.00 47.17 74.00 -26.83 54.46 38.93 12.72 58.94 -- -- Peak	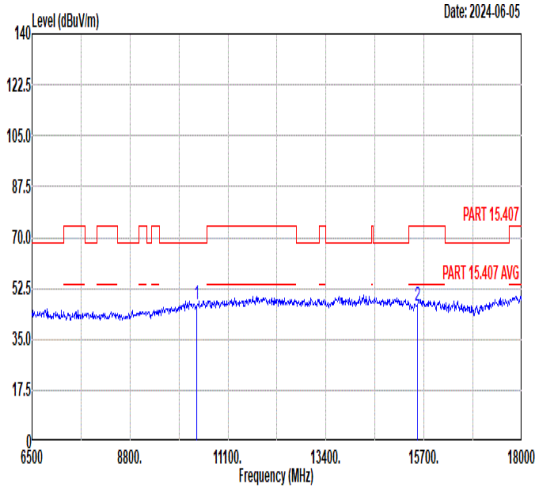 Freq Level Limit Line Margin Read Level Ant Factor Cable Loss Preamp Factor APos TPos Remark MHz dBuV/m dBuV/m dB dBuV dB/m dB dB cm deg 1 10360.00 47.00 68.30 -21.30 57.94 37.33 10.73 59.00 -- -- Peak 2 15540.00 46.53 74.00 -27.47 53.82 38.93 12.72 58.94 -- -- Peak

Mode	5	
	Band Edge	
	U-NII-1_5.15-5.25_802.11ax HE20_CH36_RU26/0_5180MHz	
ANT	1+2	
Pol.	Horizontal	Fundamental
Peak	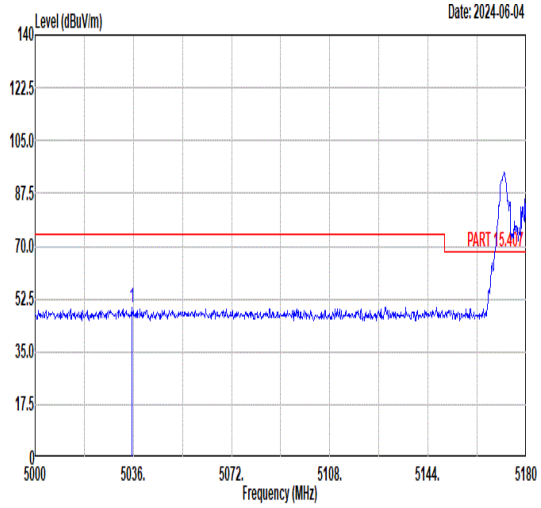 Freq Level Limit Line Margin Read Level Ant Factor Cable Loss Preamp Factor APos TPos Remark MHz dBuV/m dBuV/m dB dBuV dB/m dB dB cm deg 1 5035.46 49.90 74.00 -24.10 40.22 34.53 7.84 32.69 174 0 PEAK	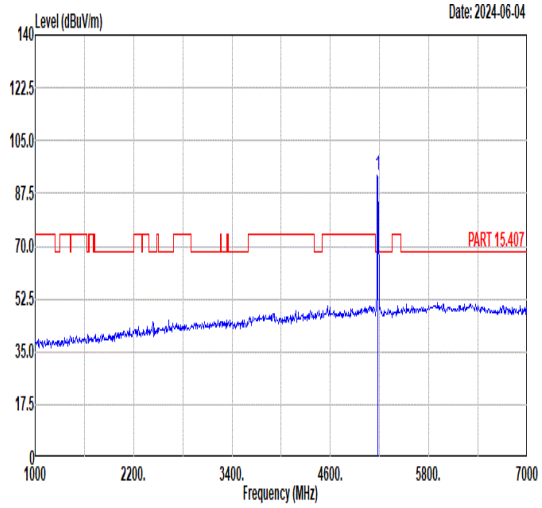 Freq Level Limit Line Margin Read Level Ant Factor Cable Loss Preamp Factor APos TPos Remark MHz dBuV/m dBuV/m dB dBuV dB/m dB dB cm deg 1 5180.00 93.33 ------ ------ 83.39 34.64 7.93 32.63 174 0 PEAK
Avg	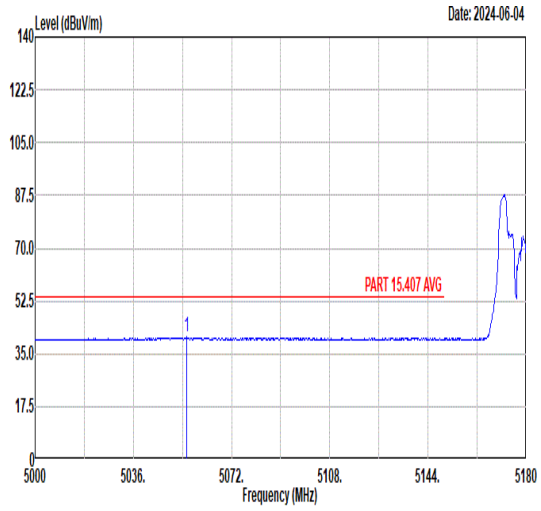 Freq Level Limit Line Margin Read Level Ant Factor Cable Loss Preamp Factor APos TPos Remark MHz dBuV/m dBuV/m dB dBuV dB/m dB dB cm deg 1 5055.44 40.71 54.00 -13.29 30.98 34.55 7.86 32.68 174 0 AVERAGE	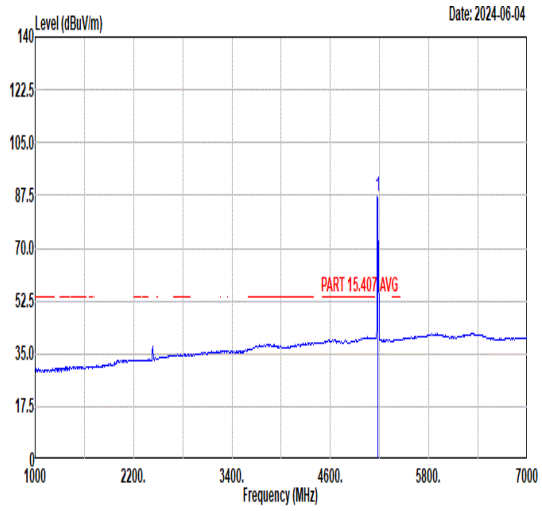 Freq Level Limit Line Margin Read Level Ant Factor Cable Loss Preamp Factor APos TPos Remark MHz dBuV/m dBuV/m dB dBuV dB/m dB dB cm deg 1 5180.00 87.35 ------ ------ 77.41 34.64 7.93 32.63 174 0 AVERAGE

Mode	5	
	Band Edge	
	U-NII-1_5.15-5.25_802.11ax HE20_CH36_RU26/0_5180MHz	
ANT	1+2	
Pol.	Vertical	Fundamental
Peak	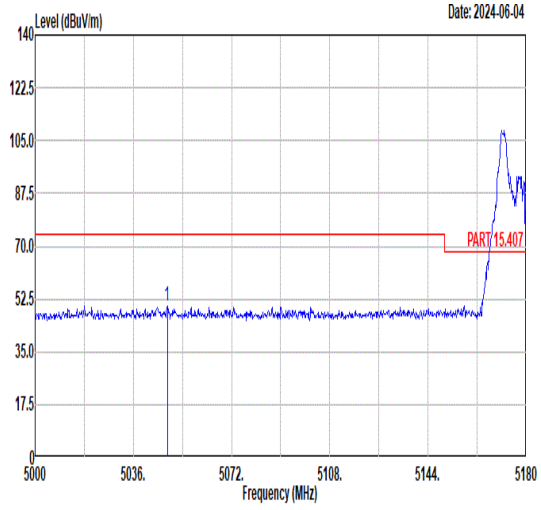 Freq Level Limit Line Margin Read Level Ant Factor Cable Loss Preamp Factor APos TPos Remark MHz dBuV/m dBuV/m dB dBuV dB/m dB dB cm deg 1 5048.42 50.36 74.00 -23.64 40.65 34.54 7.85 32.68 123 360 PEAK	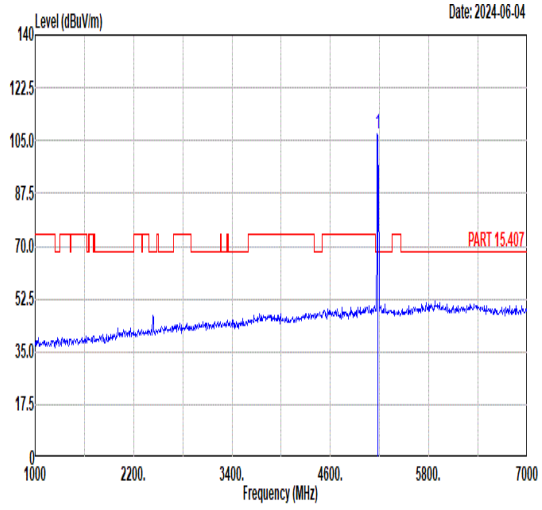 Freq Level Limit Line Margin Read Level Ant Factor Cable Loss Preamp Factor APos TPos Remark MHz dBuV/m dBuV/m dB dBuV dB/m dB dB cm deg 1 5180.00 107.48 ------ ------ 97.54 34.64 7.93 32.63 123 360 PEAK
Avg	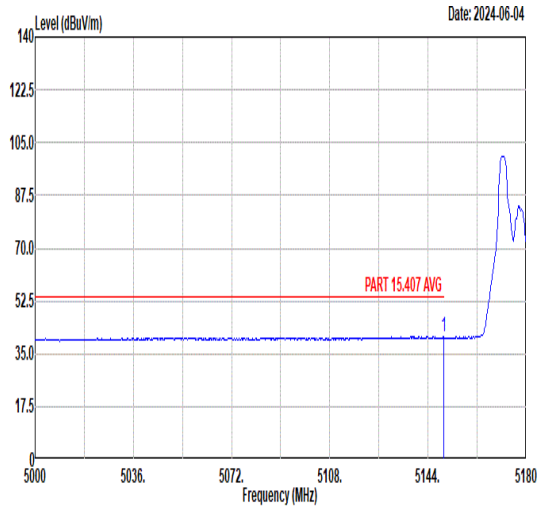 Freq Level Limit Line Margin Read Level Ant Factor Cable Loss Preamp Factor APos TPos Remark MHz dBuV/m dBuV/m dB dBuV dB/m dB dB cm deg 1 5149.76 40.63 54.00 -13.37 30.73 34.62 7.92 32.64 123 360 AVERAGE	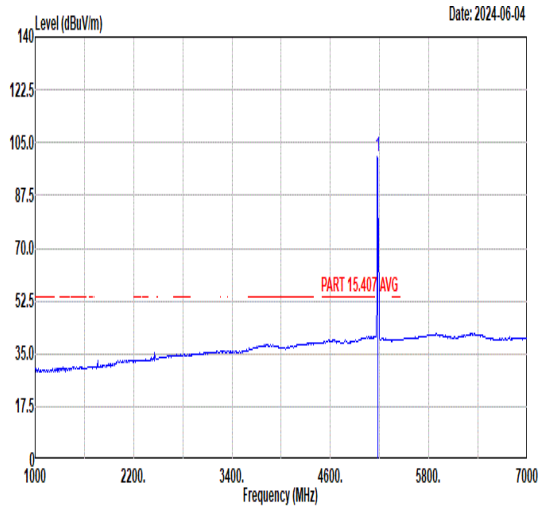 Freq Level Limit Line Margin Read Level Ant Factor Cable Loss Preamp Factor APos TPos Remark MHz dBuV/m dBuV/m dB dBuV dB/m dB dB cm deg 1 5180.00 100.18 ------ ------ 90.24 34.64 7.93 32.63 123 360 AVERAGE

Mode	6	
	Band Edge	
	U-NII-1_5.15-5.25_802.11ax HE20_CH36_RU52/37_5180MHz	
ANT	1+2	
Pol.	Horizontal	Fundamental
Peak	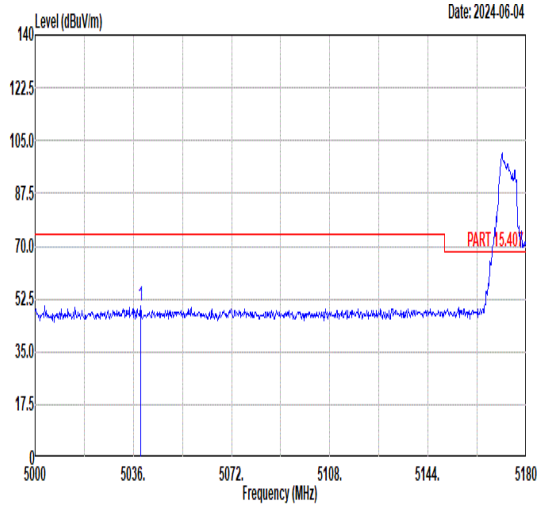 Freq Level Limit Line Margin Read Level Ant Factor Cable Loss Preamp Factor APos TPos Remark MHz dBuV/m dBuV/m dB dBuV dB/m dB dB cm deg 1 5038.70 50.42 74.00 -23.58 40.74 34.53 7.84 32.69 240 42 PEAK	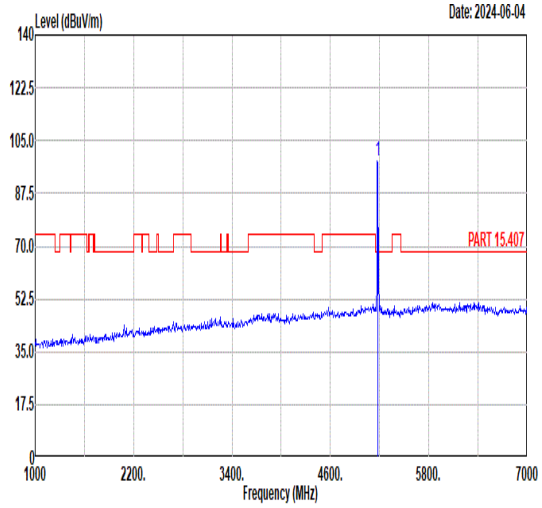 Freq Level Limit Line Margin Read Level Ant Factor Cable Loss Preamp Factor APos TPos Remark MHz dBuV/m dBuV/m dB dBuV dB/m dB dB cm deg 1 5180.00 98.20 ------ ------ 88.26 34.64 7.93 32.63 240 42 PEAK
Avg	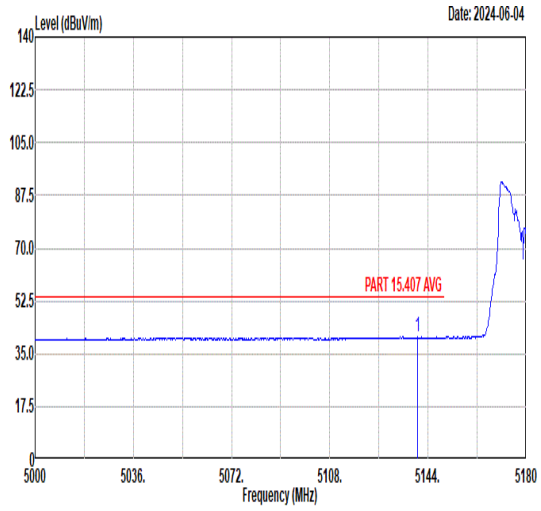 Freq Level Limit Line Margin Read Level Ant Factor Cable Loss Preamp Factor APos TPos Remark MHz dBuV/m dBuV/m dB dBuV dB/m dB dB cm deg 1 5140.04 40.51 54.00 -13.49 30.63 34.61 7.91 32.64 240 42 AVERAGE	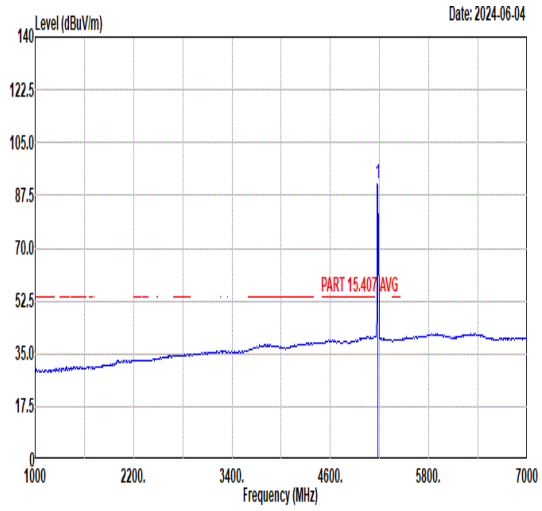 Freq Level Limit Line Margin Read Level Ant Factor Cable Loss Preamp Factor APos TPos Remark MHz dBuV/m dBuV/m dB dBuV dB/m dB dB cm deg 1 5180.00 91.60 ------ ------ 81.66 34.64 7.93 32.63 240 42 AVERAGE

Mode	6	
	Band Edge	
	U-NII-1_5.15-5.25_802.11ax HE20_CH36_RU52/37_5180MHz	
ANT	1+2	
Pol.	Vertical	Fundamental
Peak	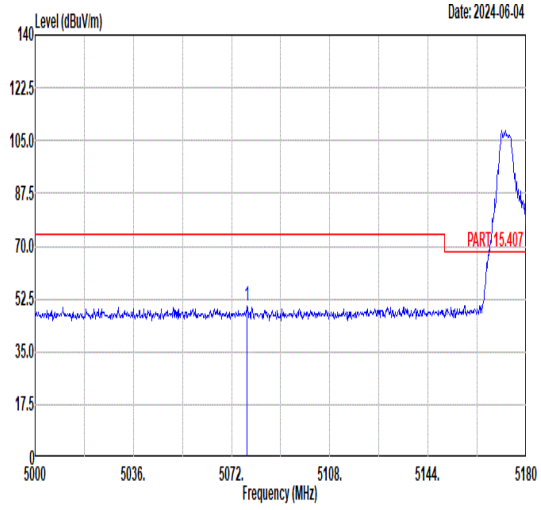 Freq Level Limit Line Margin Read Level Ant Factor Cable Loss Preamp Factor APos TPos Remark MHz dBuV/m dBuV/m dB dBuV dB/m dB dB cm deg 1 5077.76 49.96 74.00 -24.04 40.20 34.56 7.87 32.67 122 358 PEAK	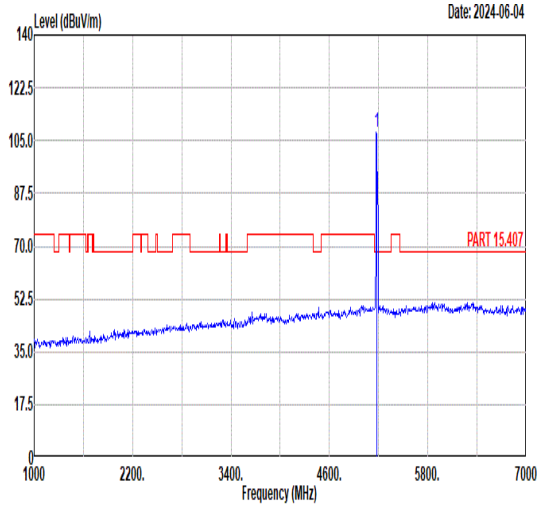 Freq Level Limit Line Margin Read Level Ant Factor Cable Loss Preamp Factor APos TPos Remark MHz dBuV/m dBuV/m dB dBuV dB/m dB dB cm deg 1 5180.00 107.52 ------ ------ 97.58 34.64 7.93 32.63 122 358 PEAK
Avg	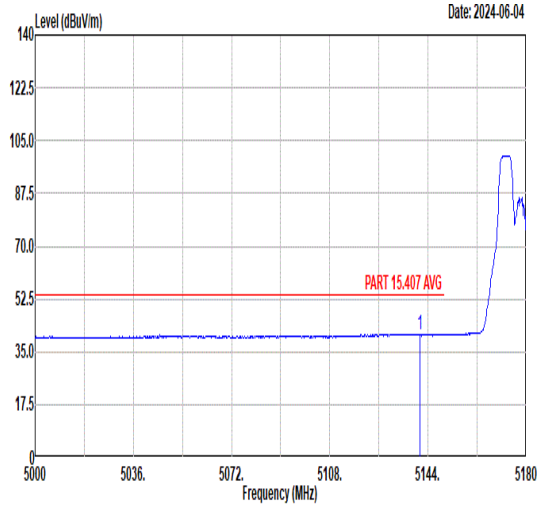 Freq Level Limit Line Margin Read Level Ant Factor Cable Loss Preamp Factor APos TPos Remark MHz dBuV/m dBuV/m dB dBuV dB/m dB dB cm deg 1 5140.94 40.90 54.00 -13.10 31.02 34.61 7.91 32.64 122 358 AVERAGE	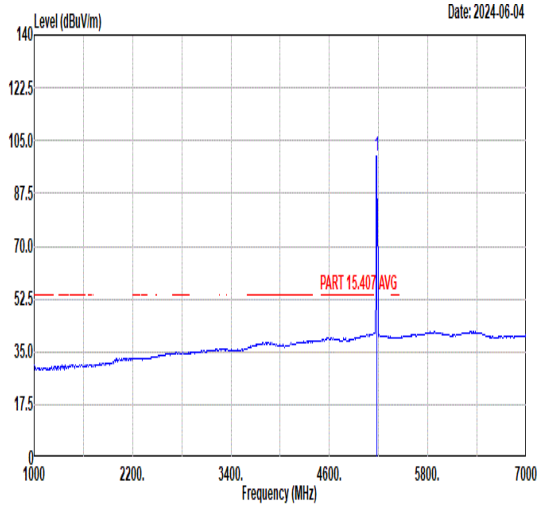 Freq Level Limit Line Margin Read Level Ant Factor Cable Loss Preamp Factor APos TPos Remark MHz dBuV/m dBuV/m dB dBuV dB/m dB dB cm deg 1 5180.00 99.77 ------ ------ 89.83 34.64 7.93 32.63 122 358 AVERAGE

Mode	7	
	Band Edge	
	U-NII-1_5.15-5.25_802.11ax HE20_CH36_RU106/53_5180MHz	
ANT	1+2	
Pol.	Horizontal	Fundamental
Peak	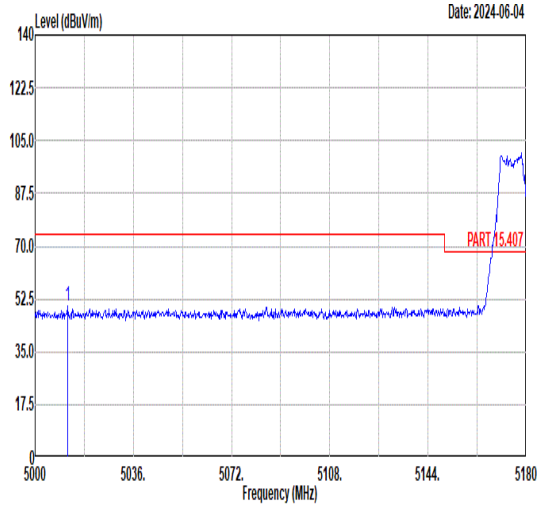 Freq Level Limit Line Margin Read Level Ant Factor Cable Loss Preamp Factor APos TPos Remark MHz dBuV/m dBuV/m dB dBuV dB/m dB dB cm deg 1 5012.06 49.93 74.00 -24.07 40.29 34.51 7.83 32.70 240 42 PEAK	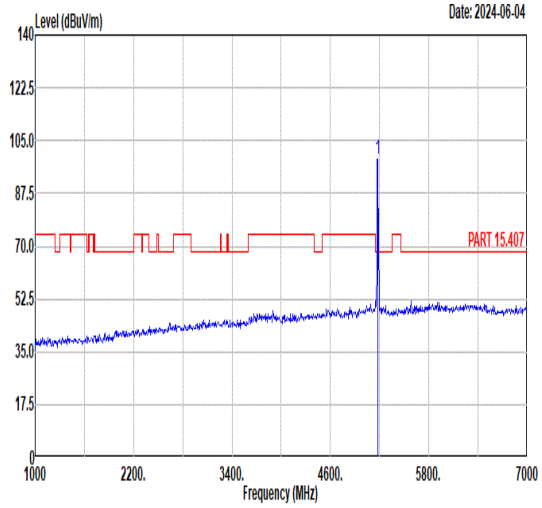 Freq Level Limit Line Margin Read Level Ant Factor Cable Loss Preamp Factor APos TPos Remark MHz dBuV/m dBuV/m dB dBuV dB/m dB dB cm deg 1 5180.00 99.04 ------ ------ 89.09 34.64 7.94 32.63 240 42 PEAK
Avg	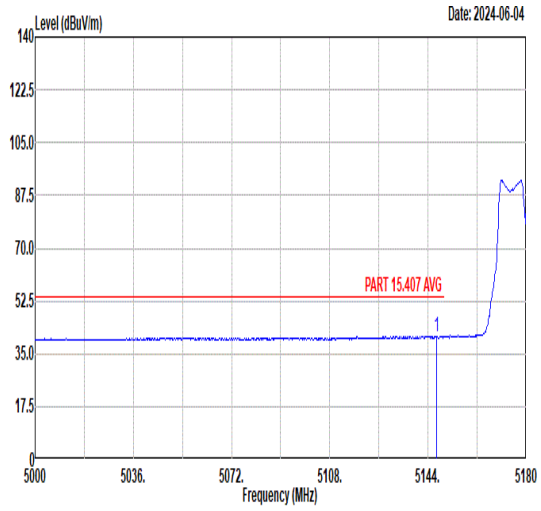 Freq Level Limit Line Margin Read Level Ant Factor Cable Loss Preamp Factor APos TPos Remark MHz dBuV/m dBuV/m dB dBuV dB/m dB dB cm deg 1 5147.24 40.81 54.00 -13.19 30.91 34.62 7.92 32.64 240 42 AVERAGE	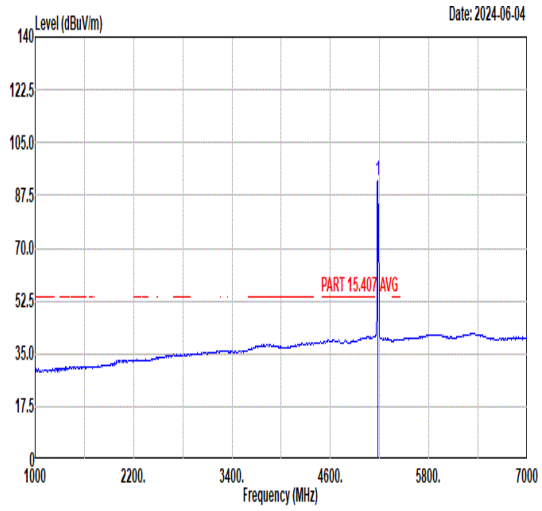 Freq Level Limit Line Margin Read Level Ant Factor Cable Loss Preamp Factor APos TPos Remark MHz dBuV/m dBuV/m dB dBuV dB/m dB dB cm deg 1 5180.00 92.50 ------ ------ 82.55 34.64 7.94 32.63 240 42 AVERAGE

Mode	7	
	Band Edge	
	U-NII-1_5.15-5.25_802.11ax HE20_CH36_RU106/53_5180MHz	
ANT	1+2	
Pol.	Vertical	Fundamental
Peak	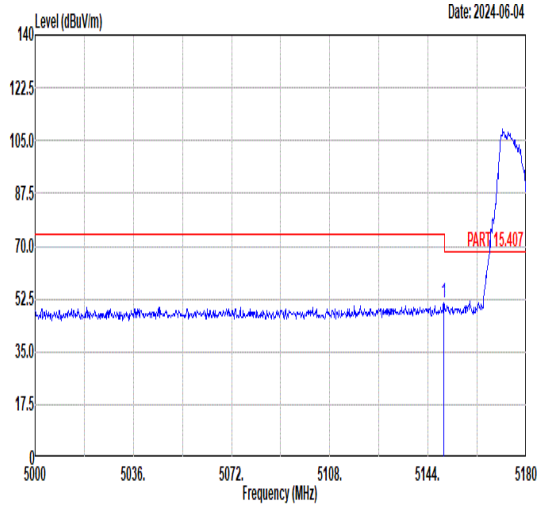 Freq Level Limit Line Margin Read Level Ant Factor Cable Loss Preamp Factor APos TPos Remark MHz dBuV/m dBuV/m dB dBuV dB/m dB dB cm deg 1 5149.76 51.05 74.00 -22.95 41.15 34.62 7.92 32.64 141 360 PEAK	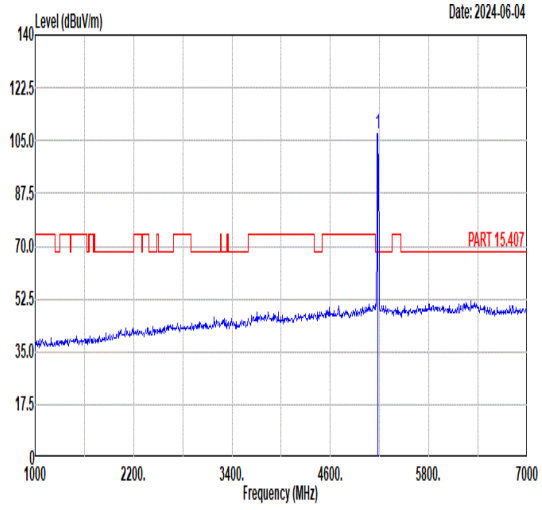 Freq Level Limit Line Margin Read Level Ant Factor Cable Loss Preamp Factor APos TPos Remark MHz dBuV/m dBuV/m dB dBuV dB/m dB dB cm deg 1 5180.00 107.38 ------ ------ 97.43 34.64 7.94 32.63 141 360 PEAK
Avg	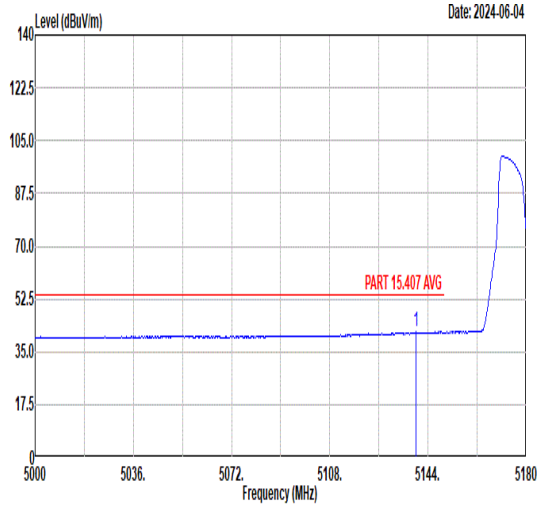 Freq Level Limit Line Margin Read Level Ant Factor Cable Loss Preamp Factor APos TPos Remark MHz dBuV/m dBuV/m dB dBuV dB/m dB dB cm deg 1 5139.68 41.53 54.00 -12.47 31.65 34.61 7.91 32.64 141 360 AVERAGE	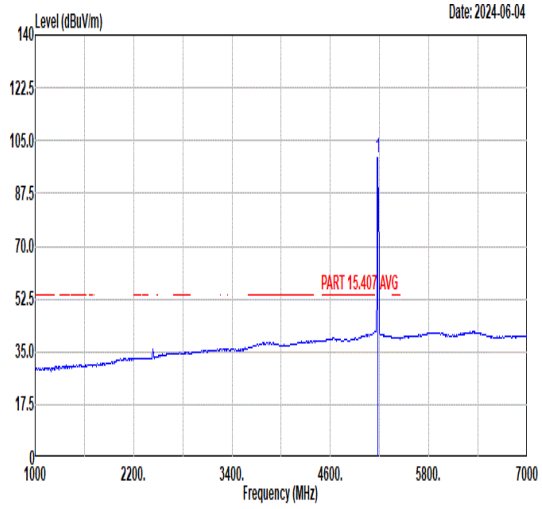 Freq Level Limit Line Margin Read Level Ant Factor Cable Loss Preamp Factor APos TPos Remark MHz dBuV/m dBuV/m dB dBuV dB/m dB dB cm deg 1 5180.00 99.58 ------ ------ 89.64 34.64 7.93 32.63 141 360 AVERAGE

Mode	8	
	Harmonic	
	U-NII-1_5.15-5.25_802.11ax HE20_CH44_Full RU_5220MHz	
ANT	1+2	
Pol.	Horizontal	Vertical
Peak Avg	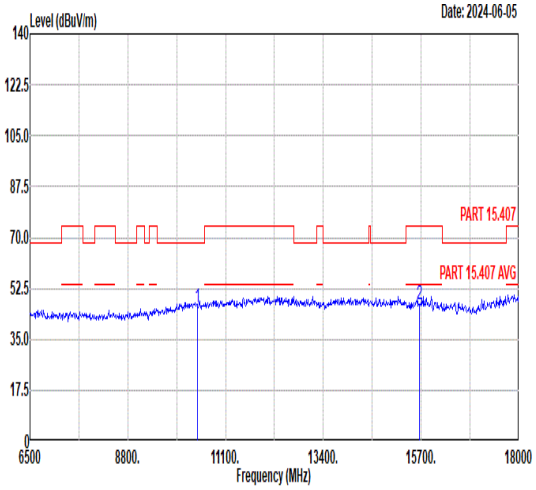 Freq Level Limit Line Margin Read Level Ant Factor Cable Loss Preamp Factor APos TPos Remark MHz dBuV/m dBuV/m dB dBuV dB/m dB dB cm deg 1 10440.00 46.19 68.30 -22.11 56.88 37.43 10.79 58.91 -- -- Peak 2 15660.00 47.25 74.00 -26.75 54.56 39.03 12.72 59.06 -- -- Peak	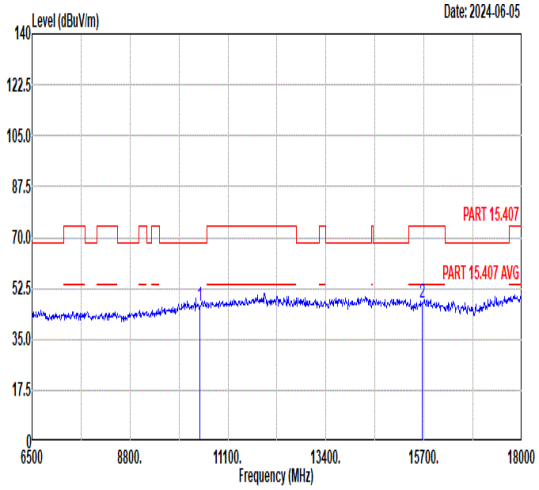 Freq Level Limit Line Margin Read Level Ant Factor Cable Loss Preamp Factor APos TPos Remark MHz dBuV/m dBuV/m dB dBuV dB/m dB dB cm deg 1 10440.00 46.71 68.30 -21.59 57.40 37.43 10.79 58.91 -- -- Peak 2 15660.00 47.66 74.00 -26.34 54.97 39.03 12.72 59.06 -- -- Peak

Mode	9	
	Harmonic	
	U-NII-1_5.15-5.25_802.11ax HE20_CH48_Full RU_5240MHz	
ANT	1+2	
Pol.	Horizontal	Vertical
Peak Avg	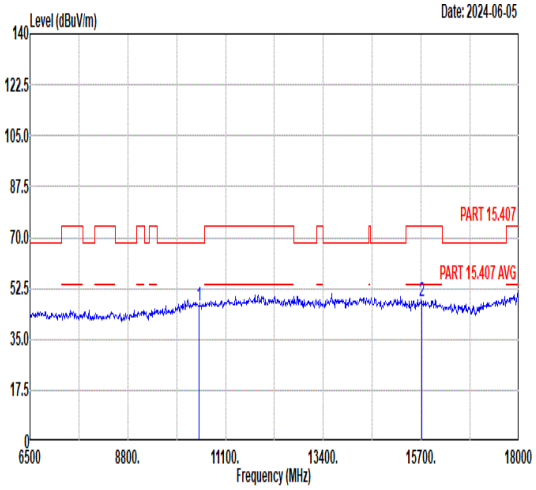 Freq Level Limit Line Margin Read Level Ant Factor Cable Loss Preamp Factor APos TPos Remark MHz dBuV/m dBuV/m dB dBuV dB/m dB dB cm deg 1 10480.00 46.73 68.30 -21.57 57.31 37.47 10.82 58.87 -- -- Peak 2 15720.00 47.99 74.00 -26.01 55.32 39.08 12.71 59.12 -- -- Peak	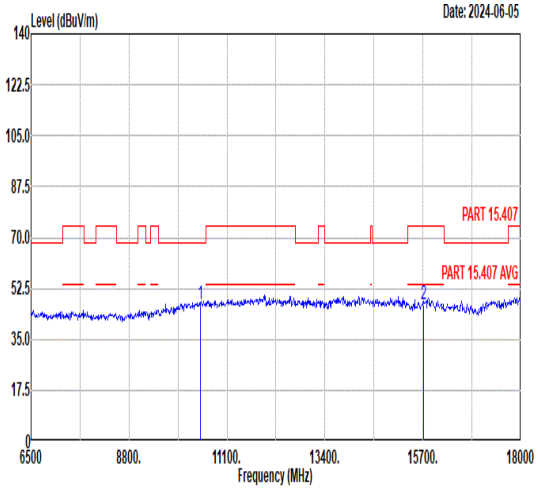 Freq Level Limit Line Margin Read Level Ant Factor Cable Loss Preamp Factor APos TPos Remark MHz dBuV/m dBuV/m dB dBuV dB/m dB dB cm deg 1 10480.00 47.07 68.30 -21.23 57.65 37.47 10.82 58.87 -- -- Peak 2 15720.00 47.00 74.00 -27.00 54.33 39.08 12.71 59.12 -- -- Peak