SGS-CSTC Standards Technical Services Co., Ltd.

198 Kezhu Road, Scientech Park, Guangzhou Economic & Technological Development District, Guangzhou, China 510663
Telephone: +86 (0) 20 82155555
Fax: +86 (0) 20 82075059
Email: ee.guangzhou@sgs.com

TEST REPORT

Application No.:	GZEM1408004505RF
Applicant:	Salcomp (Shenzhen) Co., Ltd.
Manufacturer:	Salcomp (Shenzhen) Co., Ltd.
Factory:	Salcomp (Shenzhen) Co., Ltd. Salcomp Industrial Eletrônica da Amazônia Ltda Salcomp Manufacturing India Pvt Ltd.
FCC ID:	SZQ-T120
Product Name:	TYLT Vu Car Charger
Product Description:	Low Power Transmitter
Model No.:	VUCARx-T, the x is color code, which maybe “GY”, “G”, “RD” and “BL”, GY=Grey, G=Green, RD=Red, BL= Blue ♣
♣	Please refer to section 3 of this report for further details.
Trade Mark:	TYLT
Standards:	CFR 47 FCC PART 15 SUBPART C:2013 section 15.207 CFR 47 FCC PART 15 SUBPART C:2013 section 15.209
Date of Receipt:	2014-08-27
Date of Test:	2014-08-31 to 2014-09-15
Date of Issue:	2014-10-10
Test Result :	**Pass***

* In the configuration tested, the EUT detailed in this report complied with the standards specified above. Please refer to section 3 of this report for further details. This report GZEM140800450502 supersedes the previous report GZEM140800450501, issued on 2014-09-19 which is hereby deemed null and void.

Authorized Signature:

Richard Li
Manager

The manufacturer should ensure that all products in series production are in conformity with the product sample detailed in this report. If the product in this report is used in any configuration other than that detailed in the report, the manufacturer must ensure the new system complies with all relevant standards.

The report must not be used by the client to claim product certification, approval, or endorsement by NVLAP, NIST, or any agency of the federal government. All test results in this report can be traceable to National or International Standards.

This document is issued by the Company subject to its General Conditions of Service printed overleaf, available on request or accessible at www.sgs.com/terms_and_conditions.htm and, for electronic format documents, subject to Terms and Conditions for Electronic Documents at www.sgs.com/terms_e-document.htm. Attention is drawn to the limitation of liability, indemnification and jurisdiction issues defined therein. Any holder of this document is advised that information contained hereon reflects the Company's findings at the time of its intervention only and within the limits of Client's instructions, if any. The Company's sole responsibility is to its Client and this document does not exonerate parties to a transaction from exercising all their rights and obligations under the transaction documents. This document cannot be reproduced except in full, without prior written approval of the Company. Any unauthorized alteration, forgery or falsification of the content or appearance of this document is unlawful and offenders may be prosecuted to the fullest extent of the law. Unless otherwise stated the results shown in this test report refer only to the sample(s) tested and such sample(s) are retained for 90 days only

2 Version

Revision Record				
Version	**Chapter**	**Date**	**Modifier**	**Remark**
00		2014-09-19		Original (null)
01		2014-10-10		Revised product name.

Authorized for issue by:				
Tested By		(Jack Liang) /Project Engineer		2014-08-31 to 2014-09-15 **Date**
Prepared By		(Jack Liang) /Project Engineer		2014-10-10 **Date**
Checked By		(Fred Zhu) /Reviewer		2014-10-10 **Date**

This document is issued by the Company subject to its General Conditions of Service printed overleaf, available on request or accessible at www.sgs.com/terms_and_conditions.htm and, for electronic format documents, subject to Terms and Conditions for Electronic Documents at www.sgs.com/terms_e-document.htm. Attention is drawn to the limitation of liability, indemnification and jurisdiction issues defined therein. Any holder of this document is advised that information contained hereon reflects the Company's findings at the time of its intervention only and within the limits of Client's instructions, if any. The Company's sole responsibility is to its Client and this document does not exonerate parties to a transaction from exercising all their rights and obligations under the transaction documents. This document cannot be reproduced except in full, without prior written approval of the Company. Any unauthorized alteration, forgery or falsification of the content or appearance of this document is unlawful and offenders may be prosecuted to the fullest extent of the law. Unless otherwise stated the results shown in this test report refer only to the sample(s) tested and such sample(s) are retained for 90 days only.

3 Test Summary

ELECTROMAGNETIC INTERFERENCE (EMI)				
Test	**Test Requirement**	**Test Method**	**Class / Severity**	**Result**
Radiated Emission (9 kHz to30MHz)	FCC PART 15 C section 15.209	ANSI C 63.10: Clause 6.4	Section 15.209	PASS
Radiated Emission (30MHz to 1GHz)	FCC PART 15 section 15.209	ANSI C 63.10: Clause 6.4	section 15.209	PASS

Remark:

EUT: In this whole report EUT means Equipment Under Test.
N/A: not applicable. Refer to the relative section for the details.
Tx: In this whole report Tx (or tx) means Transmitter.
Rx: In this whole report Rx (or rx) means Receiver.
RF: In this whole report RF means Radio Frequency.

♣ Model No.: VUCARx-T, the x is color code, which maybe “GY”, “G”, “RD” and “BL”, GY=Grey, G=Green, RD=Red, BL= Blue
According to the declaration from the applicant, the electrical circuit design, layout, components used and internal wiring were identical for all models, with only difference being the outer color.
Therefore only one model VUCARGY-T was tested in this report.

This document is issued by the Company subject to its General Conditions of Service printed overleaf, available on request or accessible at www.sgs.com/terms_and_conditions.htm and, for electronic format documents, subject to Terms and Conditions for Electronic Documents at www.sgs.com/terms_e-document.htm. Attention is drawn to the limitation of liability, indemnification and jurisdiction issues defined therein. Any holder of this document is advised that information contained hereon reflects the Company's findings at the time of its intervention only and within the limits of Client's instructions, if any. The Company's sole responsibility is to its Client and this document does not exonerate parties to a transaction from exercising all their rights and obligations under the transaction documents. This document cannot be reproduced except in full, without prior written approval of the Company. Any unauthorized alteration, forgery or falsification of the content or appearance of this document is unlawful and offenders may be prosecuted to the fullest extent of the law. Unless otherwise stated the results shown in this test report refer only to the sample(s) tested and such sample(s) are retained for 90 days only.

4 Contents

1 COVER PAGE 1

2 VERSION 2

3 TEST SUMMARY 3

4 CONTENTS 4

5 GENERAL INFORMATION 5

5.1 Client Information 5
5.2 General Description of E.U.T. 5
5.3 Details of E.U.T. 5
5.4 Description of Support Units 6
5.5 Deviation from Standards 6
5.6 Abnormalities from Standard Conditions 6
5.7 Test Location 6
5.8 Test Facility 7

6 EQUIPMENT USED DURING TEST 8

7 EMISSION TEST RESULTS 10

7.1 Radiated Emissions 10

This document is issued by the Company subject to its General Conditions of Service printed overleaf, available on request or accessible at www.sgs.com/terms_and_conditions.htm and, for electronic format documents, subject to Terms and Conditions for Electronic Documents at www.sgs.com/terms_e-document.htm. Attention is drawn to the limitation of liability, indemnification and jurisdiction issues defined therein. Any holder of this document is advised that information contained hereon reflects the Company's findings at the time of its intervention only and within the limits of Client's instructions, if any. The Company's sole responsibility is to its Client and this document does not exonerate parties to a transaction from exercising all their rights and obligations under the transaction documents. This document cannot be reproduced except in full, without prior written approval of the Company. Any unauthorized alteration, forgery or falsification of the content or appearance of this document is unlawful and offenders may be prosecuted to the fullest extent of the law. Unless otherwise stated the results shown in this test report refer only to the sample(s) tested and such sample(s) are retained for 90 days only.

5 General Information

5.1 Client Information

Applicant:	Salcomp (Shenzhen) Co., Ltd.
Address of Applicant:	Salcomp Road, Furong Industrial Area, Xinqiao, Shajing, Baoan District, Shenzhen 518125 CHINA
Manufacturer:	Salcomp (Shenzhen) Co., Ltd.
Address of Manufacturer	Salcomp Road, Furong Industrial Area, Xinqiao, Shajing, Baoan District, Shenzhen 518125 CHINA
Factory:	Salcomp (Shenzhen) Co., Ltd.
Address of Factory:	Salcomp Road, Furong Industrial Area, Xinqiao, Shajing, BaoanDistrict, Shenzhen 518125 CHINA
Factory:	Salcomp Industrial Eletrônica da Amazônia Ltda
Address of Factory:	Av. dos Oitis, no. 4,145, Distrito Industrial 69075-842 Manaus, Amazonas BRAZIL
Factory:	Salcomp Manufacturing India Pvt Ltd
Address of Factory:	Nokia Telecom SEZ SIPCOT Industrial Park Phase III Chennai – Bangalore Highway Sriperumbudur, Tamil Nadu-602 105

5.2 General Description of E.U.T.

Product Name:	TYLT Vu Car Charger
Model No.:	VUCARGY-T
Product Description:	Low Power Transmitter

5.3 Details of E.U.T.

Power Supply:	DC 12V(supplied by adaptor)
Transmitter details	Model: VUCARGY-T Input: DC 12V, 0.75A Output: 5W

This document is issued by the Company subject to its General Conditions of Service printed overleaf, available on request or accessible at www.sgs.com/terms_and_conditions.htm and, for electronic format documents, subject to Terms and Conditions for Electronic Documents at www.sgs.com/terms_e-document.htm. Attention is drawn to the limitation of liability, indemnification and jurisdiction issues defined therein. Any holder of this document is advised that information contained hereon reflects the Company's findings at the time of its intervention only and within the limits of Client's instructions, if any. The Company's sole responsibility is to its Client and this document does not exonerate parties to a transaction from exercising all their rights and obligations under the transaction documents. This document cannot be reproduced except in full, without prior written approval of the Company. Any unauthorized alteration, forgery or falsification of the content or appearance of this document is unlawful and offenders may be prosecuted to the fullest extent of the law. Unless otherwise stated the results shown in this test report refer only to the sample(s) tested and such sample(s) are retained for 90 days only.

5.4 Description of Support Units

The EUT has been tested with simulate receiver & resistor provided by applicant and DC power provided by SGS.

5.5 Deviation from Standards

None.

5.6 Abnormalities from Standard Conditions

None.

5.7 Test Location

All tests were performed at:

SGS-CSTC Standards Technical Services Co., Ltd., Guangzhou EMC Laboratory,
198 Kezhu Road, Scientech Park, Guangzhou Economic & Technology Development District,
Guangzhou, China 510663
Tel: +86 20 82155555 Fax: +86 20 82075059

No tests were sub-contracted.

This document is issued by the Company subject to its General Conditions of Service printed overleaf, available on request or accessible at www.sgs.com/terms_and_conditions.htm and, for electronic format documents, subject to Terms and Conditions for Electronic Documents at www.sgs.com/terms_e-document.htm. Attention is drawn to the limitation of liability, indemnification and jurisdiction issues defined therein. Any holder of this document is advised that information contained hereon reflects the Company's findings at the time of its intervention only and within the limits of Client's instructions, if any. The Company's sole responsibility is to its Client and this document does not exonerate parties to a transaction from exercising all their rights and obligations under the transaction documents. This document cannot be reproduced except in full, without prior written approval of the Company. Any unauthorized alteration, forgery or falsification of the content or appearance of this document is unlawful and offenders may be prosecuted to the fullest extent of the law. Unless otherwise stated the results shown in this test report refer only to the sample(s) tested and such sample(s) are retained for 90 days only.

5.8 Test Facility

The test facility is recognized, certified, or accredited by the following organizations:

- **NVLAP (Lab Code: 200611-0)**

  SGS-CSTC Standards Technical Services Co., Ltd., Guangzhou EMC Laboratory is accredited by the National Voluntary Laboratory Accreditation Program (NVLAP/NIST). NVLAP Code: 200611-0.

  The report must not be used by the client to claim product certification, approval, or endorsement by NVLAP, NIST, or any agency of the Federal Government.

- **ACMA**

  SGS-CSTC Standards Technical Services Co., Ltd., EMC Laboratory can also perform testing for the Australian C-Tick mark as a result of our NVLAP accreditation.

- **SGS UK(Certificate No.: 32), SGS-TUV SAARLAND and SGS-FIMKO**

  Have approved SGS-CSTC Standards Technical Services Co., Ltd., EMC Laboratory as a supplier of EMC TESTING SERVICES and SAFETY TESTING SERVICES.

- **CNAS (Lab Code: L0167)**

  SGS-CSTC Standards Technical Services Co., Ltd., EMC Laboratory has been assessed and in compliance with CNAS-CL01:2006 accreditation criteria for testing laboratories (identical to ISO/IEC 17025:2005 General Requirements) for the Competence of Testing Laboratories.

- **FCC (Registration No.: 282399)**

  SGS-CSTC Standards Technical Services Co., Ltd., EMC Laboratory has been registered and fully described in a report filed with the (FCC) Federal Communications Commission. The acceptance letter from the FCC is maintained in our files. Registration 282399, May 31, 2002.

- **Industry Canada (Registration No.: 4620B-1)**

  The 3m/10m Alternate Semi-anechoic chamber of SGS-CSTC Standards Technical Services Co., Ltd., has been registered by Certification and Engineering of Industry Canada for radio equipment testing with Registration No. 4620B-1.

- **VCCI (Registration No.: R-2460, C-2584, G-449 and T-1179)**

  The 10m Semi-anechoic chamber and Shielded Room of SGS-CSTC Standards Technical Services Co. Ltd. have been registered in accordance with the Regulations for Voluntary Control Measures with Registration No.: R-2460, C-2584，G-449 and T-1179 respectively.

- **CBTL (Lab Code: TL129)**

  SGS-CSTC Standards Technical Services Co., Ltd., E&E Laboratory has been assessed and fully comply with the requirements of ISO/IEC 17025:2005, the Basic Rules, IECEE 01:2006-10 and Rules of procedure IECEE 02:2006-10, and the relevant IECEE CB-Scheme Operational documents.

This document is issued by the Company subject to its General Conditions of Service printed overleaf, available on request or accessible at www.sgs.com/terms_and_conditions.htm and, for electronic format documents, subject to Terms and Conditions for Electronic Documents at www.sgs.com/terms_e-document.htm. Attention is drawn to the limitation of liability, indemnification and jurisdiction issues defined therein. Any holder of this document is advised that information contained hereon reflects the Company's findings at the time of its intervention only and within the limits of Client's instructions, if any. The Company's sole responsibility is to its Client and this document does not exonerate parties to a transaction from exercising all their rights and obligations under the transaction documents. This document cannot be reproduced except in full, without prior written approval of the Company. Any unauthorized alteration, forgery or falsification of the content or appearance of this document is unlawful and offenders may be prosecuted to the fullest extent of the law. Unless otherwise stated the results shown in this test report refer only to the sample(s) tested and such sample(s) are retained for 90 days only.

6 Equipment Used during Test

Conducted Emission						
No.	Test Equipment	Manufacturer	Model No.	Serial No.	Cal. date (YYYY-MM-DD)	Cal.Due date (YYYY-MM-DD)
EMC0306	Shielding Room	Zhong Yu	8 x 3 x 3.8 m^3	N/A	N/A	N/A
EMC0118	Two-line v-netwok	R&S	ENV216	100359	2014-03-03	2015-03-03
EMC0102	LISN	SCHAFFNER CHASE	MN2050D/1	1421	2014-09-14	2015-09-14
EMC2046	Artificial Mains Network (LISN)	AFJ Instruments	LT32C	S.N.32031120150	2014-03-03	2015-03-03
EMC0506	EMI Test Receiver	Rohde & Schwarz	ESCS30	100085	2014-03-03	2015-03-03
EMC0107	Coaxial Cable	SGS	2m	N/A	2014-07-25	2016-07-25
EMC0106	Voltage Probe	SGS	N/A	N/A	2014-4-19	2015-4-19
EMC0120	8 Line ISN	Fischer Custom Communications	FCC-TLISN-T8-02	20550	2014-08-30	2015-08-30
EMC0121	4 Line ISN	Fischer Custom Communications	FCC-TLISN-T4-02	20549	2014-08-30	2015-08-30
EMC0122	2 Line ISN	Fischer Custom Communications	FCC-TLISN-T2-02	20548	2014-08-30	2015-08-30
EMC2047	CDN	Elektronik-Feinmechanik	L-801:AF2	2793	2011-11-11	2014-11-11
EMC2048	CDN	Elektronik-Feinmechanik	L-801:M2/M3	2738	2011-11-11	2014-11-11
EMC2062	6dB Attenuator	HP	8491A	24487	2014-04-19	2015-04-19
EMC167	Conical metal housing	SGS-EMC	N/A	N/A	2014-02-16	2016-02-16

This document is issued by the Company subject to its General Conditions of Service printed overleaf, available on request or accessible at www.sgs.com/terms_and_conditions.htm and, for electronic format documents, subject to Terms and Conditions for Electronic Documents at www.sgs.com/terms_e-document.htm. Attention is drawn to the limitation of liability, indemnification and jurisdiction issues defined therein. Any holder of this document is advised that information contained hereon reflects the Company's findings at the time of its intervention only and within the limits of Client's instructions, if any. The Company's sole responsibility is to its Client and this document does not exonerate parties to a transaction from exercising all their rights and obligations under the transaction documents. This document cannot be reproduced except in full, without prior written approval of the Company. Any unauthorized alteration, forgery or falsification of the content or appearance of this document is unlawful and offenders may be prosecuted to the fullest extent of the law. Unless otherwise stated the results shown in this test report refer only to the sample(s) tested and such sample(s) are retained for 90 days only.

RE in Chamber						
No.	Test Equipment	Manufacturer	Model No.	Serial No.	Cal. date (YYYY-MM-DD)	Cal.Due date (YYYY-MM-DD)
EMC0525	Compact Semi-Anechoic Chamber	ChangZhou ZhongYu	N/A	N/A	2013-12-5	2014-12-5
EMC0522	EMI Test Receiver	Rohde & Schwarz	ESIB26	100283	2014-04-19	2015-04-19
EMC0056	EMI Test Receiver	Rohde & Schwarz	ESCI	100236	2014-03-03	2015-03-03
EMC0528	RI High frequency Cable	SGS	20 m	N/A	2014-05-09	2015-05-09
EMC2025	Trilog Broadband Antenna 30-1000MHz	SCHWARZBECK MESS-ELEKTRONIK	VULB 9160	9160-3372	2014-07-14	2017-07-14
EMC0524	Bi-log Type Antenna	Schaffner -Chase	CBL6112B	2966	2013-08-31	2016-08-31
EMC0519	Bilog Type Antenna	Schaffner -Chase	CBL6143	5070	2014-05-04	2017-05-04
EMC2026	Horn Antenna 1-18GHz	SCHWARZBECK MESS-ELEKTRONIK	BBHA 9120D	9120D-841	2013-08-31	2016-08-31
EMC0518	Horn Antenna	Rohde & Schwarz	HF906	100096	2012-07-01	2015-07-01
EMC0521	1-26.5 GHz Pre-Amplifier	Agilent	8449B	3008A01649	2014-03-03	2015-03-03
EMC2065	Amplifier	HP	8447F	N/A	2014-08-25	2015-08-25
EMC0075	310N Amplifier	Sonama	310N	272683	2014-03-03	2015-03-03
EMC0523	Active Loop Antenna	EMCO	6502	42963	2014-03-03	2016-03-03
EMC2041	Broad-Band Horn Antenna (14)15-26.5(40)GHz	SCHWARZBECK MESS-ELEKTRONI	BBHA 9170	9170-375	2014-05-26	2017-05-26
EMC2069	2.4GHz filter	Micro-Tronics	BRM 50702	149	2014-04-19	2015-04-19
EMC0530	10m Semi-Anechoic Chamber	ETS	N/A	N/A	2014-05-03	2016-05-03

General used equipment						
No.	Test Equipment	Manufacturer	Model No.	Serial No.	Cal. date (YYYY-MM-DD)	Cal.Due date (YYYY-MM-DD)
EMC0006	DMM	Fluke	73	70681569	2014-09-15	2015-09-15
EMC0007	DMM	Fluke	73	70671122	2014-09-15	2015-09-15

This document is issued by the Company subject to its General Conditions of Service printed overleaf, available on request or accessible at www.sgs.com/terms_and_conditions.htm and, for electronic format documents, subject to Terms and Conditions for Electronic Documents at www.sgs.com/terms_e-document.htm. Attention is drawn to the limitation of liability, indemnification and jurisdiction issues defined therein. Any holder of this document is advised that information contained hereon reflects the Company's findings at the time of its intervention only and within the limits of Client's instructions, if any. The Company's sole responsibility is to its Client and this document does not exonerate parties to a transaction from exercising all their rights and obligations under the transaction documents. This document cannot be reproduced except in full, without prior written approval of the Company. Any unauthorized alteration, forgery or falsification of the content or appearance of this document is unlawful and offenders may be prosecuted to the fullest extent of the law. Unless otherwise stated the results shown in this test report refer only to the sample(s) tested and such sample(s) are retained for 90 days only.

7 Emission Test Results

7.1 Radiated Emissions

Test Requirement: FCC Part15 C

Test Method: ANSI C63.10:2009

Frequency Range: 9 kHz to1GHz

Measurement Distance: 3 m

Detector: peak and average for pre-scan

Class / Limit:

Frequency range MHz	**Field strength (uV/m)**	**Measurement Distance (meters)**
0.009 to 0.490	2400/F(kHz)	300
0.490 to 1.705	24000/F(kHz)	30
1.705 to 30.0	30	30
30 to 88	100	3
88 to 216	150	3
216 to 960	200	3
Above 960	500	3

Correction factor used due to measurement distance of 3m:

Frequency range MHz	**Field strength (dBuV/m)**	**Measurement Distance (meters)**
0.009 to 0.490	67.6-20log(f)(kHz)+40	3
0.490 to 1.705	87.6-20log(f)(kHz)+20	3
1.705 to 30.0	49.5	3
30 to 88	40.0	3
88 to 216	43.5	3
216 to 960	46.0	3
Above 960	49.0	3

7.1.1 E.U.T. Operation

Operating Environment:

Temperature: 22.0 °C Humidity: 51 %RH Atmospheric Pressure: 1006 mbar

EUT Operation: Test the EUT in charging &standby mode.

This document is issued by the Company subject to its General Conditions of Service printed overleaf, available on request or accessible at www.sgs.com/terms_and_conditions.htm and, for electronic format documents, subject to Terms and Conditions for Electronic Documents at www.sgs.com/terms_e-document.htm. Attention is drawn to the limitation of liability, indemnification and jurisdiction issues defined therein. Any holder of this document is advised that information contained hereon reflects the Company's findings at the time of its intervention only and within the limits of Client's instructions, if any. The Company's sole responsibility is to its Client and this document does not exonerate parties to a transaction from exercising all their rights and obligations under the transaction documents. This document cannot be reproduced except in full, without prior written approval of the Company. Any unauthorized alteration, forgery or falsification of the content or appearance of this document is unlawful and offenders may be prosecuted to the fullest extent of the law. Unless otherwise stated the results shown in this test report refer only to the sample(s) tested and such sample(s) are retained for 90 days only.

Test Configuration:

1)9 kHz to 30 MHz emissions:

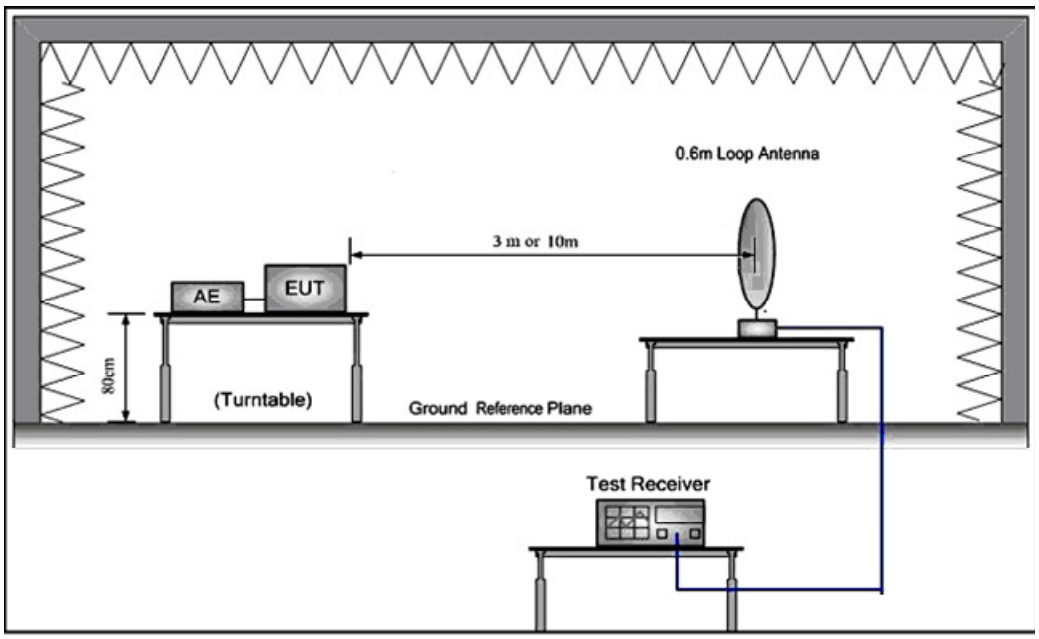

2)30 MHz to 1 GHz emissions:

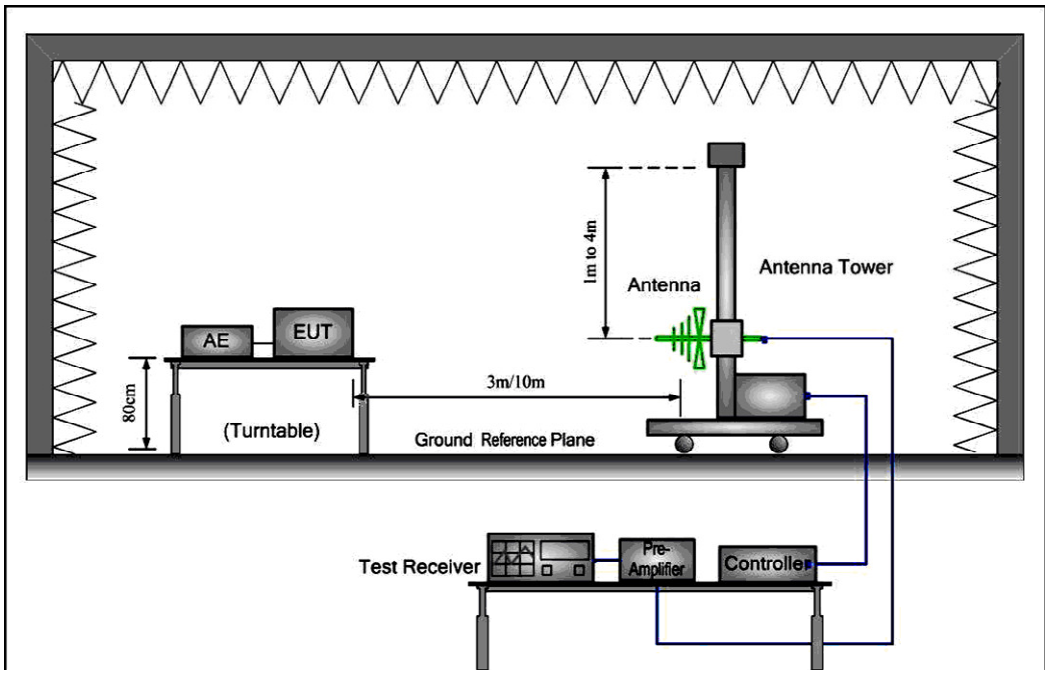

This document is issued by the Company subject to its General Conditions of Service printed overleaf, available on request or accessible at www.sgs.com/terms_and_conditions.htm and, for electronic format documents, subject to Terms and Conditions for Electronic Documents at www.sgs.com/terms_e-document.htm. Attention is drawn to the limitation of liability, indemnification and jurisdiction issues defined therein. Any holder of this document is advised that information contained hereon reflects the Company's findings at the time of its intervention only and within the limits of Client's instructions, if any. The Company's sole responsibility is to its Client and this document does not exonerate parties to a transaction from exercising all their rights and obligations under the transaction documents. This document cannot be reproduced except in full, without prior written approval of the Company. Any unauthorized alteration, forgery or falsification of the content or appearance of this document is unlawful and offenders may be prosecuted to the fullest extent of the law. Unless otherwise stated the results shown in this test report refer only to the sample(s) tested and such sample(s) are retained for 90 days only.

Test Procedure:

1) 9 kHz to 30 MHz emissions:

For testing performed with the loop antenna. The center of the loop was positioned 1 m above the ground and positioned with its plane vertical at the specied distance from the EUT.During testing the loop was rotated about its vertical axis for maximum response at each azimuth and also investigated with the loop positioned in the horizontal plane.

2) 30 MHz to 1 GHz emissions:

For testing perfomed with the bi-log type antenna. The measurement is performed with the EUT rotated 360º, the antenna height scaned between 1m and 4m, and the antenna rotated to repeat the measurement for both the horizontal and vertical antenna polarizations.

Detector Peak for pre-scan

Test Receiver test setup	Detector		
	9 kHz-150 kHz	150 kHz-30 MHz	30 MHz-1000 MHz
RBW	200 Hz	9 kHz	120 kHz
VBW	≥ RBW	≥ RBW	≥ RBW
Sweep	auto	auto	auto
Detector function	QP	QP	QP
Trace	max hold	max hold	max hold

This document is issued by the Company subject to its General Conditions of Service printed overleaf, available on request or accessible at www.sgs.com/terms_and_conditions.htm and, for electronic format documents, subject to Terms and Conditions for Electronic Documents at www.sgs.com/terms_e-document.htm. Attention is drawn to the limitation of liability, indemnification and jurisdiction issues defined therein. Any holder of this document is advised that information contained hereon reflects the Company's findings at the time of its intervention only and within the limits of Client's instructions, if any. The Company's sole responsibility is to its Client and this document does not exonerate parties to a transaction from exercising all their rights and obligations under the transaction documents. This document cannot be reproduced except in full, without prior written approval of the Company. Any unauthorized alteration, forgery or falsification of the content or appearance of this document is unlawful and offenders may be prosecuted to the fullest extent of the law. Unless otherwise stated the results shown in this test report refer only to the sample(s) tested and such sample(s) are retained for 90 days only.

7.1.2 Spurious Emission: below 30 MHz

Charging with max load mode

No.	Frequency (MHz)	Reading (dBuV/m)	Correct Factor(dB)	Result (dBuV/m)	Limit (dBuV/m)	Over limit (dB)	Remark
1	0.11	58.29	0.02	58.31	66.77	-8.46	PK
2	0.72	41.16	0.07	41.23	50.45	-9.22	PK
3	1.13	31.91	0.09	32.00	49.50	-17.50	PK
4	4.36	22.24	0.10	22.34	49.50	-27.16	PK
5	6.98	22.68	0.10	22.78	49.50	-26.72	PK
6	25.14	23.43	0.10	23.53	49.50	-25.97	PK

Charging with mid load mode

No.	Frequency (MHz)	Reading (dBuV/m)	Correct Factor(dB)	Result (dBuV/m)	Limit (dBuV/m)	Over limit (dB)	Remark
1	0.13	58.19	0.02	58.21	65.32	-7.11	PK
2	0.99	41.28	0.07	41.35	47.69	-6.34	PK
3	3.22	31.67	0.09	31.76	49.50	-17.74	PK
4	5.92	22.23	0.10	22.33	49.50	-27.17	PK
5	12.29	22.92	0.10	23.02	49.50	-26.48	PK
6	25.16	23.43	0.10	23.53	49.50	-25.97	PK

Charging with min load mode

No.	Frequency (MHz)	Reading (dBuV/m)	Correct Factor(dB)	Result (dBuV/m)	Limit (dBuV/m)	Over limit (dB)	Remark
1	0.07	58.33	0.02	58.35	70.70	-12.35	PK
2	0.89	41.15	0.07	41.22	48.61	-7.39	PK
3	4.21	31.60	0.09	31.69	49.50	-17.81	PK
4	5.93	22.44	0.10	22.54	49.50	-26.96	PK
5	9.22	22.95	0.10	23.05	49.50	-26.45	PK
6	25.18	24.22	0.10	24.32	49.50	-25.18	PK

Standby mode

No.	Frequency (MHz)	Reading (dBuV/m)	Correct Factor(dB)	Result (dBuV/m)	Limit (dBuV/m)	Over limit (dB)	Remark
1	0.02	57.28	0.02	57.30	81.58	-24.28	PK
2	0.80	42.06	0.07	42.13	49.54	-7.41	PK
3	4.98	31.08	0.09	31.17	49.50	-18.33	PK
4	8.25	23.20	0.10	23.30	49.50	-26.20	PK
5	10.96	23.34	0.10	23.44	49.50	-26.06	PK
6	22.22	23.65	0.10	23.75	49.50	-25.75	PK

Remark:

Result = Reading+ Correct Factor

This document is issued by the Company subject to its General Conditions of Service printed overleaf, available on request or accessible at www.sgs.com/terms_and_conditions.htm and, for electronic format documents, subject to Terms and Conditions for Electronic Documents at www.sgs.com/terms_e-document.htm. Attention is drawn to the limitation of liability, indemnification and jurisdiction issues defined therein. Any holder of this document is advised that information contained hereon reflects the Company's findings at the time of its intervention only and within the limits of Client's instructions, if any. The Company's sole responsibility is to its Client and this document does not exonerate parties to a transaction from exercising all their rights and obligations under the transaction documents. This document cannot be reproduced except in full, without prior written approval of the Company. Any unauthorized alteration, forgery or falsification of the content or appearance of this document is unlawful and offenders may be prosecuted to the fullest extent of the law. Unless otherwise stated the results shown in this test report refer only to the sample(s) tested and such sample(s) are retained for 90 days only.

7.1.3 Spurious Emssion: above 30 MHz

Charging with max load mode

Vertical:

Peak scan0

Level (dBµV/m)

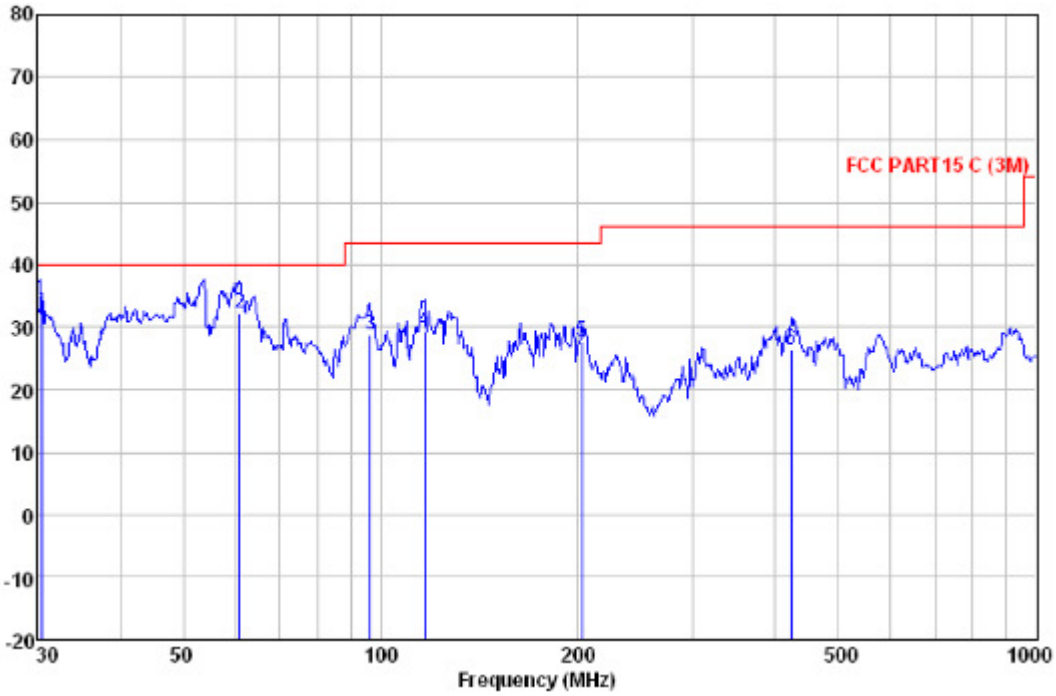

Quasi-peak measurement

Freq	Read Level	Antenna Factor	Cable Loss	Preamp Factor	Level	Limit Line	Over Limit	Remark
MHz	dBuV	dB/m	dB	dB	dBuV/m	dBuV/m	dB	
30.424	52.30	12.33	0.80	31.02	34.41	40.00	-5.59	QP
60.918	49.74	12.43	1.11	31.00	32.28	40.00	-7.72	QP
96.436	45.63	12.94	1.36	31.00	28.93	43.50	-14.57	QP
116.540	47.89	11.10	1.44	31.01	29.42	43.50	-14.08	QP
202.810	46.36	10.64	1.91	31.10	27.81	43.50	-15.69	QP
422.058	39.09	15.48	2.84	30.92	26.49	46.00	-19.51	QP

This document is issued by the Company subject to its General Conditions of Service printed overleaf, available on request or accessible at www.sgs.com/terms_and_conditions.htm and, for electronic format documents, subject to Terms and Conditions for Electronic Documents at www.sgs.com/terms_e-document.htm. Attention is drawn to the limitation of liability, indemnification and jurisdiction issues defined therein. Any holder of this document is advised that information contained hereon reflects the Company's findings at the time of its intervention only and within the limits of Client's instructions, if any. The Company's sole responsibility is to its Client and this document does not exonerate parties to a transaction from exercising all their rights and obligations under the transaction documents. This document cannot be reproduced except in full, without prior written approval of the Company. Any unauthorized alteration, forgery or falsification of the content or appearance of this document is unlawful and offenders may be prosecuted to the fullest extent of the law. Unless otherwise stated the results shown in this test report refer only to the sample(s) tested and such sample(s) are retained for 90 days only.

Horizontal:

Peak scan

Level (dBµV/m)

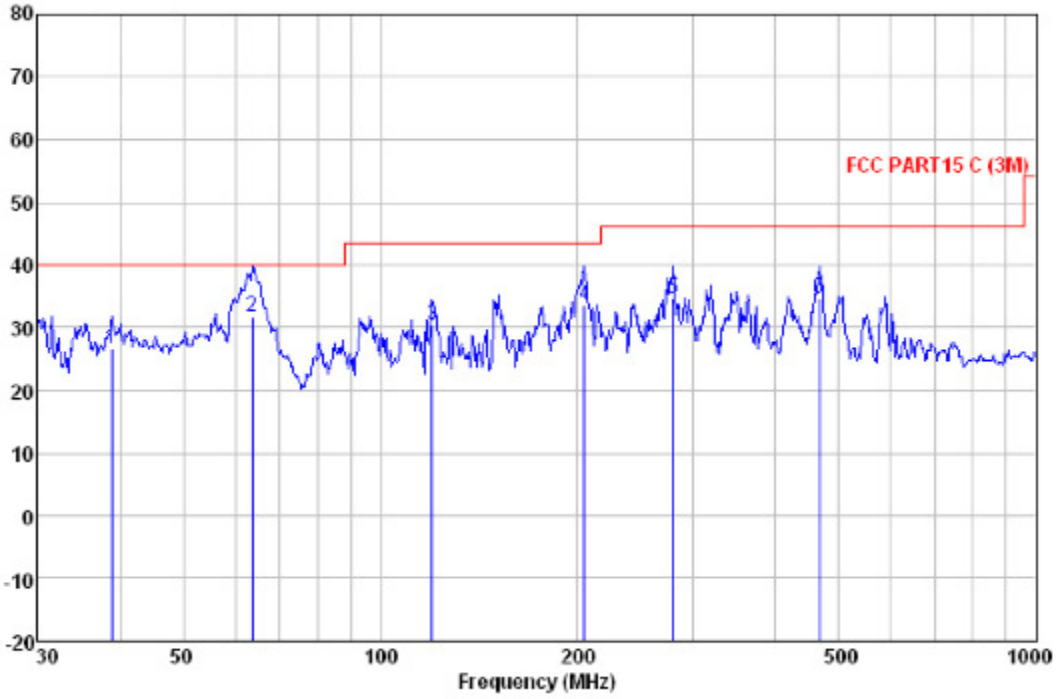

Quasi-peak measurement

Freq	Read Level	Antenna Factor	Cable Loss	Preamp Factor	Level	Limit Line	Over Limit	Remark
MHz	dBuV	dB/m	dB	dB	dBuV/m	dBuV/m	dB	
38.888	43.44	13.30	0.98	31.01	26.71	40.00	-13.29	QP
63.759	50.35	11.24	1.14	31.00	31.73	40.00	-8.27	QP
119.856	49.38	10.48	1.46	31.02	30.30	43.50	-13.20	QP
204.238	52.17	10.70	1.91	31.10	33.68	43.50	-9.82	QP
279.044	50.81	12.63	2.34	31.01	34.77	46.00	-11.23	QP
467.235	46.84	15.77	3.03	30.98	34.66	46.00	-11.34	QP

This document is issued by the Company subject to its General Conditions of Service printed overleaf, available on request or accessible at www.sgs.com/terms_and_conditions.htm and, for electronic format documents, subject to Terms and Conditions for Electronic Documents at www.sgs.com/terms_e-document.htm. Attention is drawn to the limitation of liability, indemnification and jurisdiction issues defined therein. Any holder of this document is advised that information contained hereon reflects the Company's findings at the time of its intervention only and within the limits of Client's instructions, if any. The Company's sole responsibility is to its Client and this document does not exonerate parties to a transaction from exercising all their rights and obligations under the transaction documents. This document cannot be reproduced except in full, without prior written approval of the Company. Any unauthorized alteration, forgery or falsification of the content or appearance of this document is unlawful and offenders may be prosecuted to the fullest extent of the law. Unless otherwise stated the results shown in this test report refer only to the sample(s) tested and such sample(s) are retained for 90 days only.

Charging with mid load mode

Vertical:

Peak scan

Level (dBµV/m)

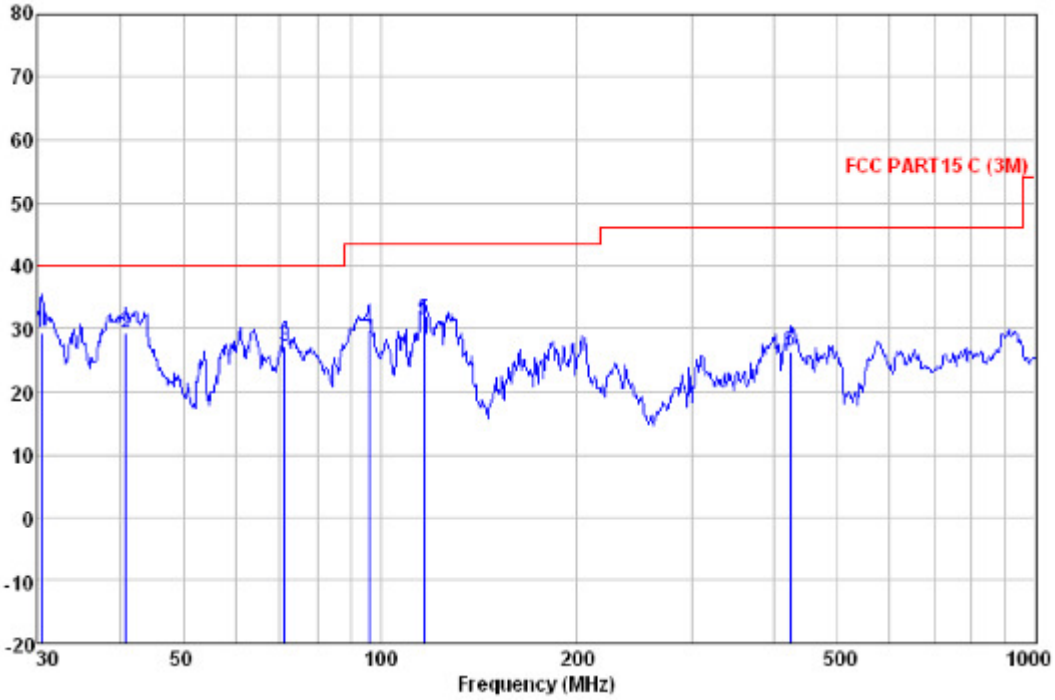

Quasi-peak measurement

Freq	Read Level	Antenna Factor	Cable Loss	Preamp Factor	Level	Limit Line	Over Limit	Remark
MHz	dBuV	dB/m	dB	dB	dBuV/m	dBuV/m	dB	
30.424	47.30	12.33	0.80	31.02	29.41	40.00	-10.59	QP
40.845	45.64	13.57	1.01	31.01	29.21	40.00	-10.79	QP
71.330	48.66	8.39	1.22	31.00	27.27	40.00	-12.73	QP
96.099	46.54	12.90	1.36	31.00	29.80	43.50	-13.70	QP
116.540	49.89	11.10	1.44	31.01	31.42	43.50	-12.08	QP
422.058	39.09	15.48	2.84	30.92	26.49	46.00	-19.51	QP

This document is issued by the Company subject to its General Conditions of Service printed overleaf, available on request or accessible at www.sgs.com/terms_and_conditions.htm and, for electronic format documents, subject to Terms and Conditions for Electronic Documents at www.sgs.com/terms_e-document.htm. Attention is drawn to the limitation of liability, indemnification and jurisdiction issues defined therein. Any holder of this document is advised that information contained hereon reflects the Company's findings at the time of its intervention only and within the limits of Client's instructions, if any. The Company's sole responsibility is to its Client and this document does not exonerate parties to a transaction from exercising all their rights and obligations under the transaction documents. This document cannot be reproduced except in full, without prior written approval of the Company. Any unauthorized alteration, forgery or falsification of the content or appearance of this document is unlawful and offenders may be prosecuted to the fullest extent of the law. Unless otherwise stated the results shown in this test report refer only to the sample(s) tested and such sample(s) are retained for 90 days only.

Horizontal:

Peak scan

Level (dBµV/m)

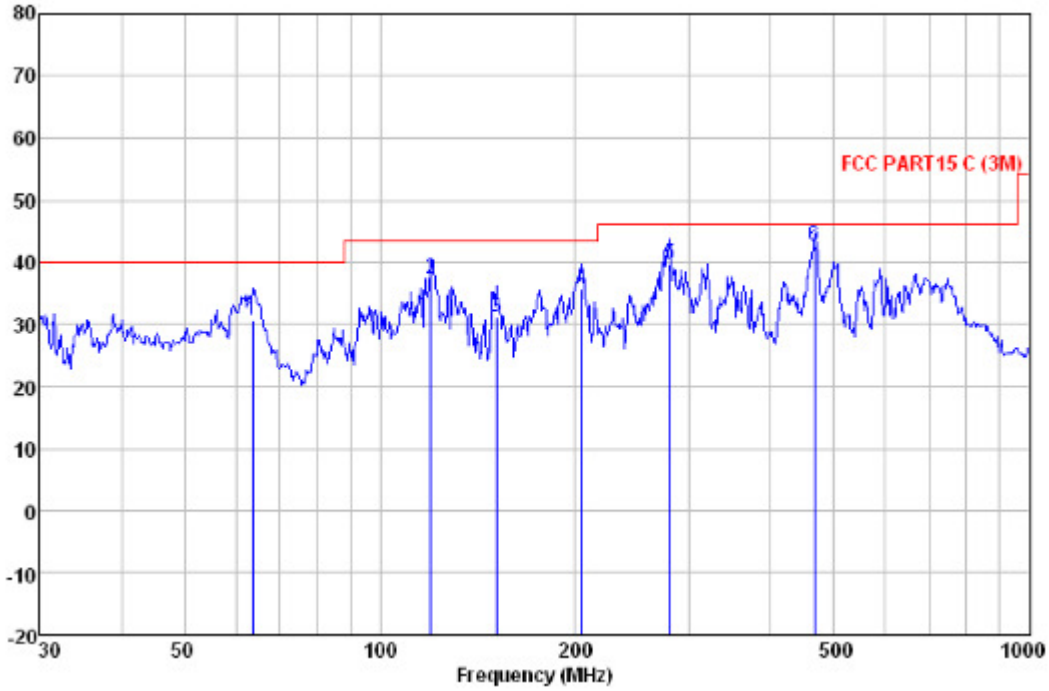

Quasi-peak measurement

Freq	ReadAntenna Level	Antenna Factor	Cable Loss	Preamp Factor	Level	Limit Line	Over Limit	Remark
MHz	dBuV	dB/m	dB	dB	dBuV/m	dBuV/m	dB	
63.759	49.35	11.24	1.14	31.00	30.73	40.00	-9.27	QP
119.856	56.38	10.48	1.46	31.02	37.30	43.50	-6.20	QP
151.067	52.32	8.29	1.66	31.06	31.21	43.50	-12.29	QP
204.238	54.17	10.70	1.91	31.10	35.68	43.50	-7.82	QP
279.044	55.81	12.63	2.34	31.01	39.77	46.00	-6.23	QP
467.235	54.84	15.77	3.03	30.98	42.66	46.00	-3.34	QP

This document is issued by the Company subject to its General Conditions of Service printed overleaf, available on request or accessible at www.sgs.com/terms_and_conditions.htm and, for electronic format documents, subject to Terms and Conditions for Electronic Documents at www.sgs.com/terms_e-document.htm. Attention is drawn to the limitation of liability, indemnification and jurisdiction issues defined therein. Any holder of this document is advised that information contained hereon reflects the Company's findings at the time of its intervention only and within the limits of Client's instructions, if any. The Company's sole responsibility is to its Client and this document does not exonerate parties to a transaction from exercising all their rights and obligations under the transaction documents. This document cannot be reproduced except in full, without prior written approval of the Company. Any unauthorized alteration, forgery or falsification of the content or appearance of this document is unlawful and offenders may be prosecuted to the fullest extent of the law. Unless otherwise stated the results shown in this test report refer only to the sample(s) tested and such sample(s) are retained for 90 days only.

Charging with min load mode

Vertical:

Peak scan

Level (dBµV/m)

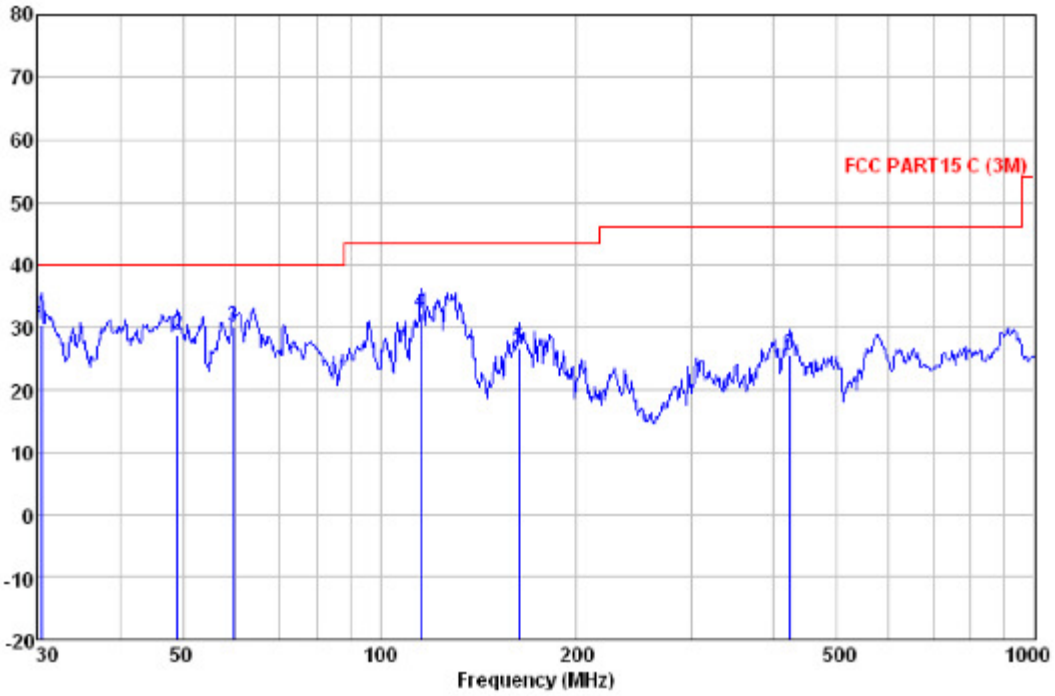

Quasi-peak measurement

Freq	Read Level	Antenna Factor	Cable Loss	Preamp Factor	Level	Limit Line	Over Limit	Remark
MHz	dBuV	dB/m	dB	dB	dBuV/m	dBuV/m	dB	
30.424	48.30	12.33	0.80	31.02	30.41	40.00	-9.59	QP
49.014	45.32	13.31	1.09	31.00	28.72	40.00	-11.28	QP
59.649	47.26	12.73	1.10	31.00	30.09	40.00	-9.91	QP
115.321	50.49	11.31	1.44	31.01	32.23	43.50	-11.27	QP
163.182	47.27	8.77	1.77	31.08	26.73	43.50	-16.77	QP
422.058	38.09	15.48	2.84	30.92	25.49	46.00	-20.51	QP

This document is issued by the Company subject to its General Conditions of Service printed overleaf, available on request or accessible at www.sgs.com/terms_and_conditions.htm and, for electronic format documents, subject to Terms and Conditions for Electronic Documents at www.sgs.com/terms_e-document.htm. Attention is drawn to the limitation of liability, indemnification and jurisdiction issues defined therein. Any holder of this document is advised that information contained hereon reflects the Company's findings at the time of its intervention only and within the limits of Client's instructions, if any. The Company's sole responsibility is to its Client and this document does not exonerate parties to a transaction from exercising all their rights and obligations under the transaction documents. This document cannot be reproduced except in full, without prior written approval of the Company. Any unauthorized alteration, forgery or falsification of the content or appearance of this document is unlawful and offenders may be prosecuted to the fullest extent of the law. Unless otherwise stated the results shown in this test report refer only to the sample(s) tested and such sample(s) are retained for 90 days only.

Horizontal:

Peak scan

Level (dBµV/m)

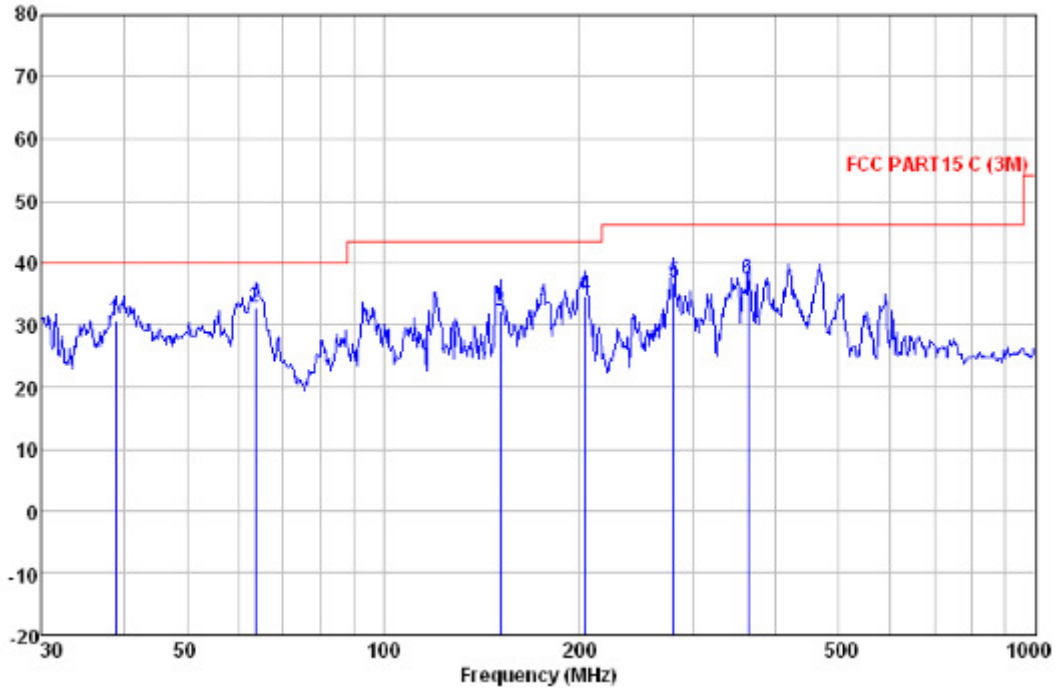

Quasi-peak measurement

Freq	Read Level	Antenna Factor	Cable Loss	Preamp Factor	Level	Limit Line	Over Limit	Remark
MHz	dBuV	dB/m	dB	dB	dBuV/m	dBuV/m	dB	
38.888	47.44	13.30	0.98	31.01	30.71	40.00	-9.29	QP
63.759	51.35	11.24	1.14	31.00	32.73	40.00	-7.27	QP
151.067	53.32	8.29	1.66	31.06	32.21	43.50	-11.29	QP
204.238	53.17	10.70	1.91	31.10	34.68	43.50	-8.82	QP
279.044	52.81	12.63	2.34	31.01	36.77	46.00	-9.23	QP
362.985	51.05	14.45	2.69	30.93	37.26	46.00	-8.74	QP

This document is issued by the Company subject to its General Conditions of Service printed overleaf, available on request or accessible at www.sgs.com/terms_and_conditions.htm and, for electronic format documents, subject to Terms and Conditions for Electronic Documents at www.sgs.com/terms_e-document.htm. Attention is drawn to the limitation of liability, indemnification and jurisdiction issues defined therein. Any holder of this document is advised that information contained hereon reflects the Company's findings at the time of its intervention only and within the limits of Client's instructions, if any. The Company's sole responsibility is to its Client and this document does not exonerate parties to a transaction from exercising all their rights and obligations under the transaction documents. This document cannot be reproduced except in full, without prior written approval of the Company. Any unauthorized alteration, forgery or falsification of the content or appearance of this document is unlawful and offenders may be prosecuted to the fullest extent of the law. Unless otherwise stated the results shown in this test report refer only to the sample(s) tested and such sample(s) are retained for 90 days only.

Standby mode:

Vertical:

Peak scan

Level (dBµV/m)

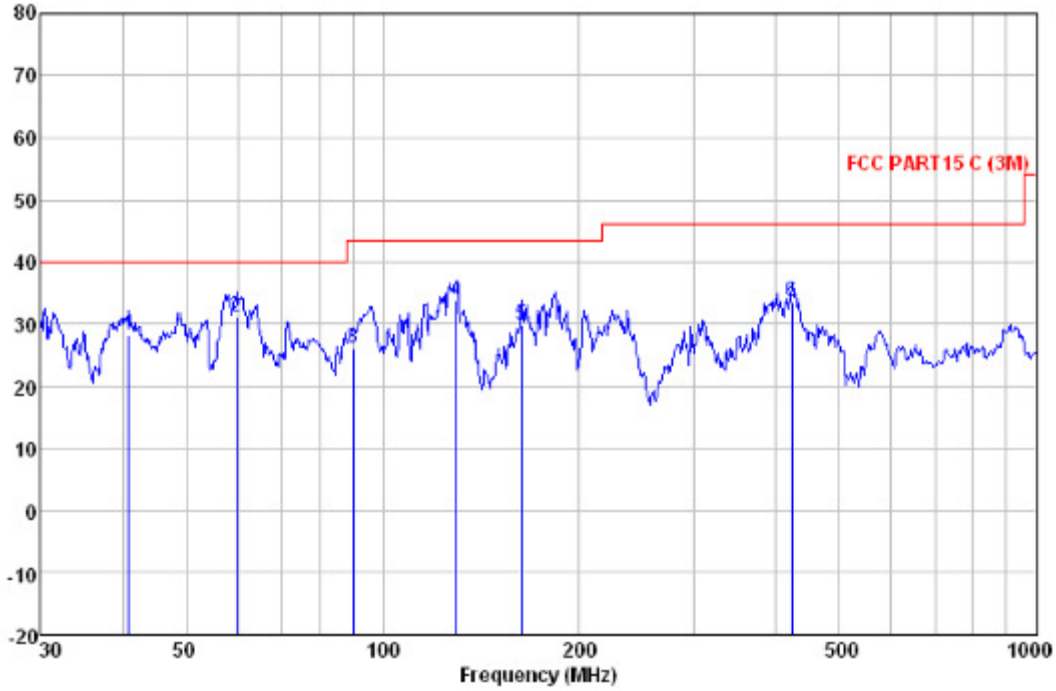

Quasi-peak measurement

Freq	Read Level	Antenna Factor	Cable Loss	Preamp Factor	Level	Limit Line	Over Limit	Remark
MHz	dBuV	dB/m	dB	dB	dBuV/m	dBuV/m	dB	
40.845	44.64	13.57	1.01	31.01	28.21	40.00	-11.79	QP
59.649	48.26	12.73	1.10	31.00	31.09	40.00	-8.91	QP
90.220	43.95	11.99	1.30	31.00	26.24	43.50	-17.26	QP
129.468	54.28	9.03	1.49	31.03	33.77	43.50	-9.73	QP
163.182	50.27	8.77	1.77	31.08	29.73	43.50	-13.77	QP
422.058	46.09	15.48	2.84	30.92	33.49	46.00	-12.51	QP

This document is issued by the Company subject to its General Conditions of Service printed overleaf, available on request or accessible at www.sgs.com/terms_and_conditions.htm and, for electronic format documents, subject to Terms and Conditions for Electronic Documents at www.sgs.com/terms_e-document.htm. Attention is drawn to the limitation of liability, indemnification and jurisdiction issues defined therein. Any holder of this document is advised that information contained hereon reflects the Company's findings at the time of its intervention only and within the limits of Client's instructions, if any. The Company's sole responsibility is to its Client and this document does not exonerate parties to a transaction from exercising all their rights and obligations under the transaction documents. This document cannot be reproduced except in full, without prior written approval of the Company. Any unauthorized alteration, forgery or falsification of the content or appearance of this document is unlawful and offenders may be prosecuted to the fullest extent of the law. Unless otherwise stated the results shown in this test report refer only to the sample(s) tested and such sample(s) are retained for 90 days only.

Horizontal:

Peak scan

Level (dBµV/m)

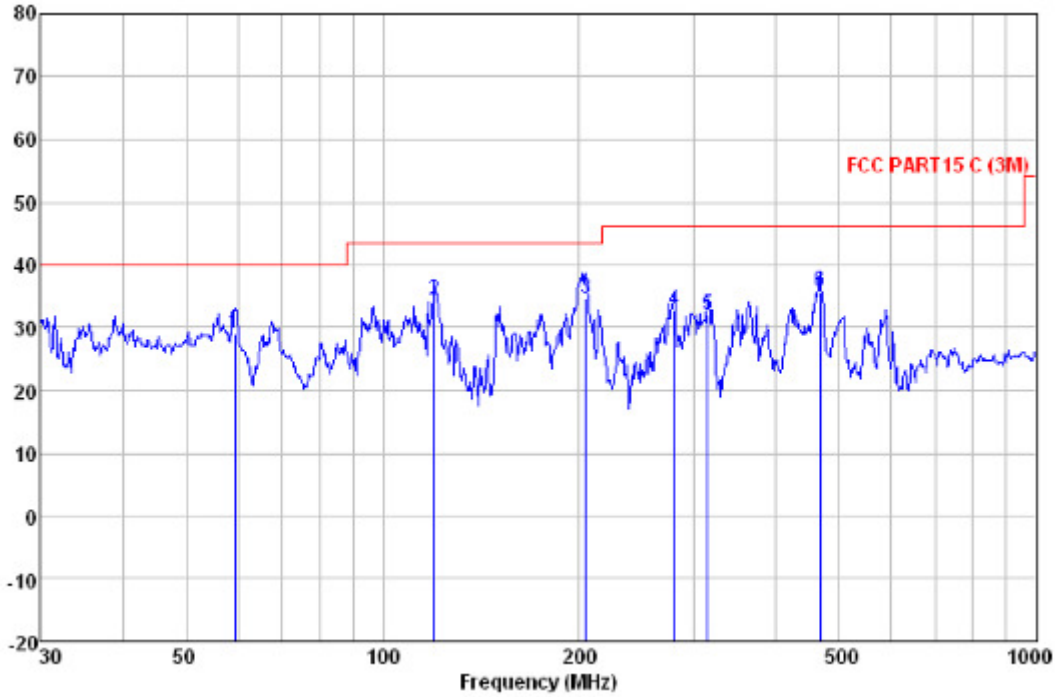

Quasi-peak measurement

Freq	Read Level	Antenna Factor	Cable Loss	Preamp Factor	Level	Limit Line	Over Limit	Remark
MHz	dBuV	dB/m	dB	dB	dBuV/m	dBuV/m	dB	
59.441	46.19	12.73	1.10	31.00	29.02	40.00	-10.98	QP
119.856	53.38	10.48	1.46	31.02	34.30	43.50	-9.20	QP
204.238	53.17	10.70	1.91	31.10	34.68	43.50	-8.82	QP
279.044	48.81	12.63	2.34	31.01	32.77	46.00	-13.23	QP
314.377	47.22	13.26	2.43	30.99	31.92	46.00	-14.08	QP
467.235	47.84	15.77	3.03	30.98	35.66	46.00	-10.34	QP

--End of Report--

This document is issued by the Company subject to its General Conditions of Service printed overleaf, available on request or accessible at www.sgs.com/terms_and_conditions.htm and, for electronic format documents, subject to Terms and Conditions for Electronic Documents at www.sgs.com/terms_e-document.htm. Attention is drawn to the limitation of liability, indemnification and jurisdiction issues defined therein. Any holder of this document is advised that information contained hereon reflects the Company's findings at the time of its intervention only and within the limits of Client's instructions, if any. The Company's sole responsibility is to its Client and this document does not exonerate parties to a transaction from exercising all their rights and obligations under the transaction documents. This document cannot be reproduced except in full, without prior written approval of the Company. Any unauthorized alteration, forgery or falsification of the content or appearance of this document is unlawful and offenders may be prosecuted to the fullest extent of the law. Unless otherwise stated the results shown in this test report refer only to the sample(s) tested and such sample(s) are retained for 90 days only.