Annex 1 to Test Report # EMCC-110010ZBA, 2017-10-06

PHOTOGRAPHS OF TEST SET-UP

EQUIPMENT UNDER TEST:

Device:	TCM 515B
Serial Number:	434501000092 434501000089 434501000062
Application:	Wireless Remote Control
FCC ID:	SZV-TCM515B
IC:	5713A-TCM515B
Manufacturer:	EnOcean GmbH
Address:	Kolpingring 18 a 82041 Oberhaching Germany
Phone :	+49 89 6734689-40
Fax :	+49 89 6734689-56

RELEVANT STANDARD(S) : 47 CFR § 15.247
RSS-247 Issue 2

MEASUREMENT PROCEDURE:

☒ ANSI C63.10-2013
☒ 558074 D01 DTS Meas Guidance v04
☒ RSS-Gen Issue 4
☒ 447498 D01 General Exposure Guidance v06

© EMCCons DR. RAŠEK GmbH & Co. KG 2017



Photo A1-1: Radiated emissions measurement at 3 m distance, 9 kHz – 30 MHz



Photo A1-2: Radiated emissions measurement at 3 m distance, 30 MHz – 250 MHz

© EMCCons DR. RAŠEK GmbH & Co. KG 2017



Photo A1-3: Radiated emissions measurement at 3 m distance, 250 MHz – 1000 MHz



Photo A1-4: Radiated emissions measurement at 3 m distance, 1 GHz – 6 GHz

© EMCCons DR. RAŠEK GmbH & Co. KG 2017



Photo A1-5: Exploratory radiated emissions measurements at closer distance, 6 GHz – 18 GHz



Photo A1-6: Exploratory radiated emissions measurements at closer distance, 18 GHz – 25 GHz

© EMCCons DR. RAŠEK GmbH & Co. KG 2017



Photo A1-7: EUT Position X (exemplary EUT, orientation of RF chip is relevant)



Photo A1-8: EUT Position Y (exemplary EUT, orientation of RF chip is relevant)

© EMCCons DR. RAŠEK GmbH & Co. KG 2017



Photo A1-9: EUT Position Z (exemplary EUT, orientation of RF chip is relevant)

© EMCCons DR. RAŠEK GmbH & Co. KG 2017