Appendix B: Test Results of Radiated Spurious Emissions & Mains

Radiated Emission Test for Main Model No. DK-9178D

ANTX100ETHAB24553
Band Edges, 2.31GHz ~ 2.5GHz

BLE_1M

Low Channel (Horizontal) Peak

TUV Rheinland Taiwan Ltd.
No. 458-18, Sec 2, Fenliao., Linkou Dist., New Taipei City 244, Taiwan(R.O.C.)
Tel:+886-2172-1000 Fax:+886-2172-1322

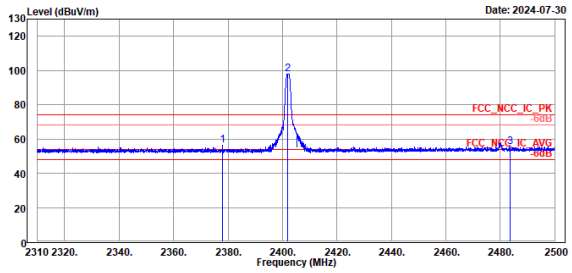

	Freq	Level	Read Level	Factor	Limit Line	Over Limit	APos	TPos	Remark	Pol/Phase	Note
	MHz	dBuV/m	dBuV	dB/m	dBuV/m	dB	cm	deg			
1	2377.93	56.19	18.20	37.99	74.00	-17.81	300	20	Peak	Horizontal	
2 *	2402.00	97.86	59.79	38.07	74.00	23.86	300	20	Peak	Horizontal	
3	2483.50	55.53	17.25	38.28	74.00	-18.47	300	20	Peak	Horizontal	

Low Channel (Vertical) Peak

TUV Rheinland Taiwan Ltd.
No. 458-18, Sec 2, Fenliao., Linkou Dist., New Taipei City 244, Taiwan(R.O.C.)
Tel:+886-2172-1000 Fax:+886-2172-1322

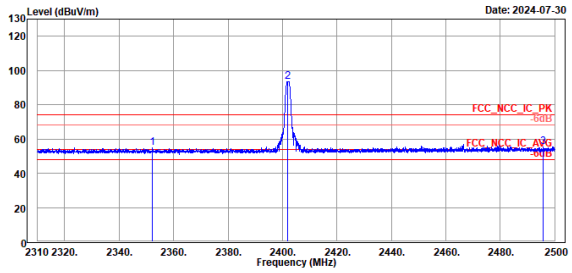

	Freq	Level	Read Level	Factor	Limit Line	Over Limit	APos	TPos	Remark	Pol/Phase	Note
	MHz	dBuV/m	dBuV	dB/m	dBuV/m	dB	cm	deg			
1	2352.18	54.94	17.04	37.90	74.00	-19.06	329	262	Peak	Vertical	
2 *	2402.00	93.59	55.52	38.07	74.00	19.59	329	262	Peak	Vertical	
3	2495.77	55.49	17.21	38.28	74.00	-18.51	329	262	Peak	Vertical	

BLE_1M

Low Channel (Horizontal) Average

TÜVRheinland

TUV Rheinland Taiwan Ltd.
No. 458-18, Sec 2, Penliao., Linkou Dist., New Taipei City 244, Taiwan(R.O.C.)
Tel:+886-2172-1000 Fax:+886-2172-1322

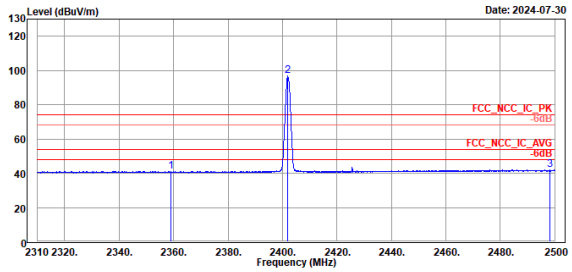

	Freq	Level	Read Level	Factor	Limit Line	Over Limit	APos	TPos	Remark	Pol/Phase	Note
	MHz	dBuV/m	dBuV	dB/m	dBuV/m	dB	cm	deg			
1	2358.93	41.06	3.13	37.93	54.00	-12.94	300	20	Average	Horizontal	
2 *	2402.00	96.77	58.70	38.07	54.00	42.77	300	20	Average	Horizontal	
3	2498.29	41.92	3.65	38.27	54.00	-12.08	300	20	Average	Horizontal	

Low Channel (Vertical) Average

TÜVRheinland

TUV Rheinland Taiwan Ltd.
No. 458-18, Sec 2, Penliao., Linkou Dist., New Taipei City 244, Taiwan(R.O.C.)
Tel:+886-2172-1000 Fax:+886-2172-1322

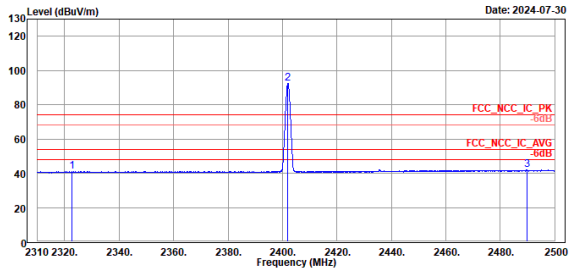

	Freq	Level	Read Level	Factor	Limit Line	Over Limit	APos	TPos	Remark	Pol/Phase	Note
	MHz	dBuV/m	dBuV	dB/m	dBuV/m	dB	cm	deg			
1	2322.64	41.04	3.28	37.76	54.00	-12.96	329	262	Average	Vertical	
2 *	2402.00	92.48	54.41	38.07	54.00	38.48	329	262	Average	Vertical	
3	2489.79	41.88	3.60	38.28	54.00	-12.12	329	262	Average	Vertical	

BLE_1M

Middle Channel (Horizontal) Peak

TÜVRheinland

TUV Rheinland Taiwan Ltd.
No. 458-18,Sec 2,Penliao.,Linkou Dist.,New Taipei City 244, Taiwan(R.O.C.)
Tel:+886-2172-1000 Fax:+886-2172-1322

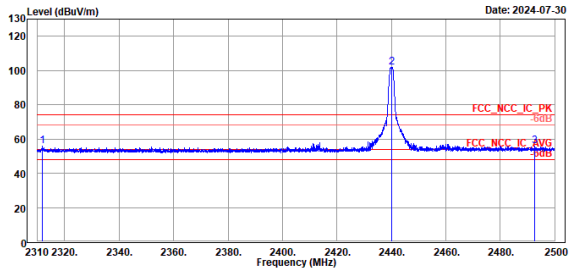

	Freq	Level	Read Level	Factor	Limit Line	Over Limit	APos	TPos	Remark	Pol/Phase	Note
	MHz	dBuV/m	dBuV	dB/m	dBuV/m	dB	cm	deg			
1	2311.95	55.67	17.96	37.71	74.00	-18.33	366	14	Peak	Horizontal	
2 *	2440.00	101.68	63.42	38.26	74.00	27.68	366	14	Peak	Horizontal	
3	2492.73	55.74	17.47	38.27	74.00	-18.26	366	14	Peak	Horizontal	

Middle Channel (Vertical) Peak

TÜVRheinland

TUV Rheinland Taiwan Ltd.
No. 458-18,Sec 2,Penliao.,Linkou Dist.,New Taipei City 244, Taiwan(R.O.C.)
Tel:+886-2172-1000 Fax:+886-2172-1322

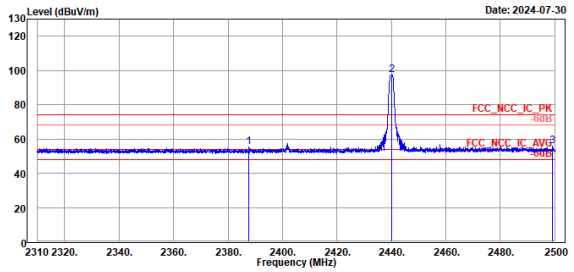

	Freq	Level	Read Level	Factor	Limit Line	Over Limit	APos	TPos	Remark	Pol/Phase	Note
	MHz	dBuV/m	dBuV	dB/m	dBuV/m	dB	cm	deg			
1	2387.57	55.21	17.19	38.02	74.00	-18.79	364	139	Peak	Vertical	
2 *	2440.00	97.36	59.10	38.26	74.00	23.36	364	139	Peak	Vertical	
3	2499.15	55.73	17.46	38.27	74.00	-18.27	364	139	Peak	Vertical	

BLE_1M

Middle Channel (Horizontal) Average

TÜVRheinland

TUV Rheinland Taiwan Ltd.
No. 458-18, Sec 2, Penliao., Linkou Dist., New Taipei City 244, Taiwan(R.O.C.)
Tel:+886-2172-1000 Fax:+886-2172-1322

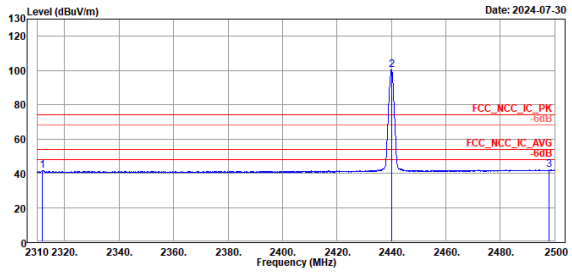

	Freq	Level	Read Level	Factor	Limit Line	Over Limit	APos	TPos	Remark	Pol/Phase	Note
	MHz	dBuV/m	dBuV	dB/m	dBuV/m	dB	cm	deg			
1	2311.81	41.74	4.03	37.71	54.00	-12.26	366	14	Average	Horizontal	
2 *	2440.00	100.59	62.33	38.26	54.00	46.59	366	14	Average	Horizontal	
3	2497.96	41.99	3.72	38.27	54.00	-12.01	366	14	Average	Horizontal	

Middle Channel (Vertical) Average

TÜVRheinland

TUV Rheinland Taiwan Ltd.
No. 458-18, Sec 2, Penliao., Linkou Dist., New Taipei City 244, Taiwan(R.O.C.)
Tel:+886-2172-1000 Fax:+886-2172-1322

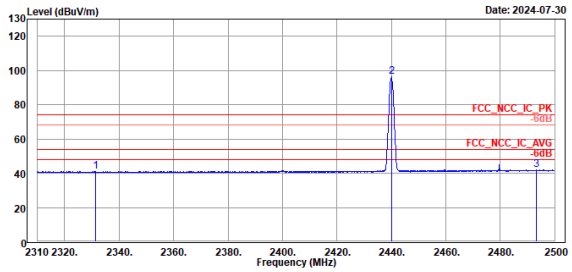

	Freq	Level	Read Level	Factor	Limit Line	Over Limit	APos	TPos	Remark	Pol/Phase	Note
	MHz	dBuV/m	dBuV	dB/m	dBuV/m	dB	cm	deg			
1	2331.47	41.04	3.23	37.81	54.00	-12.96	364	139	Average	Vertical	
2 *	2440.00	96.18	57.92	38.26	54.00	42.18	364	139	Average	Vertical	
3	2493.26	41.92	3.65	38.27	54.00	-12.08	364	139	Average	Vertical	

BLE_1M

High Channel (Horizontal) Peak

TUV Rheinland Taiwan Ltd.
No. 458-18, Sec 2, Penliao., Linkou Dist., New Taipei City 244, Taiwan(R.O.C.)
Tel:+886-2172-1000 Fax:+886-2172-1322

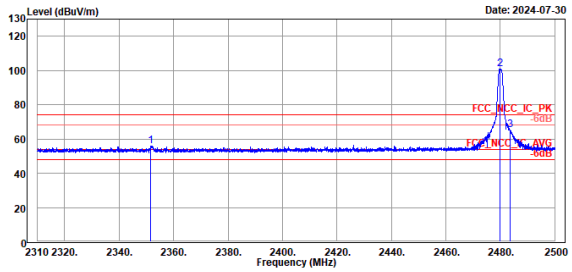

	Freq	Level	Read Level	Factor	Limit Line	Over Limit	APos	TPos	Remark	Pol/Phase	Note
	MHz	dBuV/m	dBuV	dB/m	dBuV/m	dB	cm	deg			
1	2351.52	56.06	18.16	37.90	74.00	-17.94	388	146	Peak	Horizontal	
2 *	2480.00	100.64	62.35	38.29	74.00	26.64	388	146	Peak	Horizontal	
3	2483.52	65.28	27.00	38.28	74.00	-8.72	388	146	Peak	Horizontal	

High Channel (Vertical) Peak

TUV Rheinland Taiwan Ltd.
No. 458-18, Sec 2, Penliao., Linkou Dist., New Taipei City 244, Taiwan(R.O.C.)
Tel:+886-2172-1000 Fax:+886-2172-1322

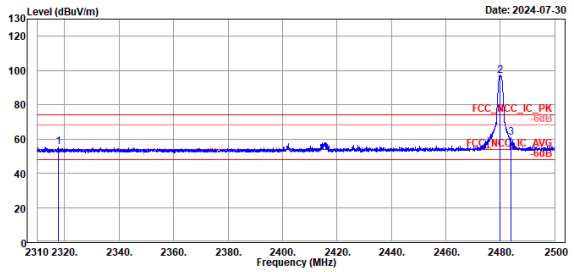

	Freq	Level	Read Level	Factor	Limit Line	Over Limit	APos	TPos	Remark	Pol/Phase	Note
	MHz	dBuV/m	dBuV	dB/m	dBuV/m	dB	cm	deg			
1	2317.70	55.38	17.65	37.73	74.00	-18.62	389	69	Peak	Vertical	
2 *	2480.00	96.70	58.41	38.29	74.00	22.70	389	69	Peak	Vertical	
3	2483.80	61.02	22.74	38.28	74.00	-12.98	389	69	Peak	Vertical	

BLE_1M

High Channel (Horizontal) Average

TÜVRheinland

TUV Rheinland Taiwan Ltd.
No. 458-18,Sec 2,Penliao.,Linkou Dist.,New Taipei City 244, Taiwan(R.O.C.)
Tel:+886-2172-1000 Fax:+886-2172-1322

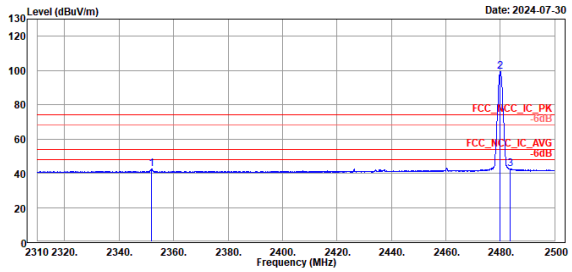

		Freq	Level	Read Level	Factor	Limit Line	Over Limit	APos	TPos	Remark	Pol/Phase	Note
		MHz	dBuV/m	dBuV	dB/m	dBuV/m	dB	cm	deg			
1		2351.94	42.64	4.74	37.90	54.00	-11.36	388	146	Average	Horizontal	
2	*	2480.00	99.52	61.23	38.29	54.00	45.52	388	146	Average	Horizontal	
3		2483.61	42.54	4.26	38.28	54.00	-11.46	388	146	Average	Horizontal	

High Channel (Vertical) Average

TÜVRheinland

TUV Rheinland Taiwan Ltd.
No. 458-18,Sec 2,Penliao.,Linkou Dist.,New Taipei City 244, Taiwan(R.O.C.)
Tel:+886-2172-1000 Fax:+886-2172-1322

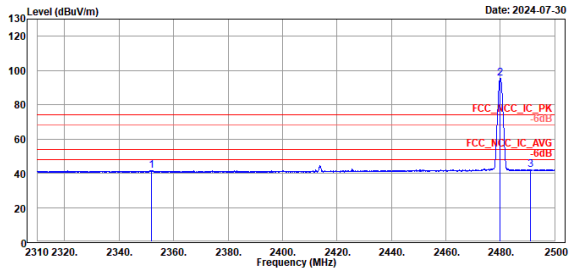

		Freq	Level	Read Level	Factor	Limit Line	Over Limit	APos	TPos	Remark	Pol/Phase	Note
		MHz	dBuV/m	dBuV	dB/m	dBuV/m	dB	cm	deg			
1		2351.94	41.74	3.84	37.90	54.00	-12.26	389	69	Average	Vertical	
2	*	2480.00	95.63	57.34	38.29	54.00	41.63	389	69	Average	Vertical	
3		2491.12	42.18	3.90	38.28	54.00	-11.82	389	69	Average	Vertical	

BLE_2M

Low Channel (Horizontal) Peak

TÜVRheinland

TUV Rheinland Taiwan Ltd.
No. 458-18,Sec 2,Fenliao.,Linkou Dist.,New Taipei City 244, Taiwan(R.O.C.)
Tel:+886-2172-1000 Fax:+886-2172-1322

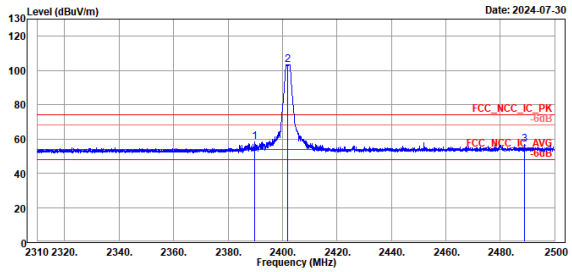

	Freq	Level	Read Level	Factor	Limit Line	Over Limit	APos	TPos	Remark	Pol/Phase	Note
	MHz	dBuV/m	dBuV	dB/m	dBuV/m	dB	cm	deg			
1	2389.90	58.18	20.16	38.02	74.00	-15.82	300	20	Peak	Horizontal	
2 *	2402.00	103.39	65.32	38.07	74.00	29.39	300	20	Peak	Horizontal	
3	2488.84	56.90	18.62	38.28	74.00	-17.10	300	20	Peak	Horizontal	

Low Channel (Vertical) Peak

TÜVRheinland

TUV Rheinland Taiwan Ltd.
No. 458-18,Sec 2,Fenliao.,Linkou Dist.,New Taipei City 244, Taiwan(R.O.C.)
Tel:+886-2172-1000 Fax:+886-2172-1322

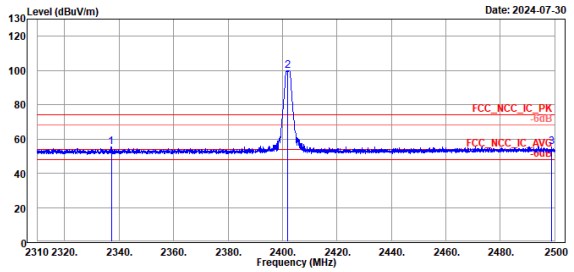

	Freq	Level	Read Level	Factor	Limit Line	Over Limit	APos	TPos	Remark	Pol/Phase	Note
	MHz	dBuV/m	dBuV	dB/m	dBuV/m	dB	cm	deg			
1	2337.12	55.36	17.53	37.83	74.00	-18.64	329	281	Peak	Vertical	
2 *	2402.00	99.82	61.75	38.07	74.00	25.82	329	281	Peak	Vertical	
3	2498.86	55.57	17.30	38.27	74.00	-18.43	329	281	Peak	Vertical	

BLE_2M

Low Channel (Horizontal) Average

TÜVRheinland

TUV Rheinland Taiwan Ltd.
No. 458-18,Sec 2,Penliao.,Linkou Dist.,New Taipei City 244, Taiwan(R.O.C.)
Tel:+886-2172-1000 Fax:+886-2172-1322

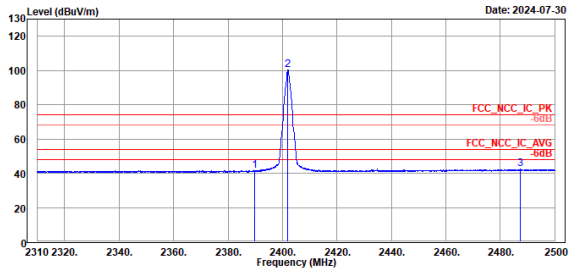

	Freq	Level	Read Level	Factor	Limit Line	Over Limit	APos	TPos	Remark	Pol/Phase	Note
	MHz	dBuV/m	dBuV	dB/m	dBuV/m	dB	cm	deg			
1	2389.71	41.71	3.69	38.02	54.00	-12.29	300	20	Average	Horizontal	
2 *	2402.00	100.56	62.49	38.07	54.00	46.56	300	20	Average	Horizontal	
3	2487.41	42.39	4.10	38.29	54.00	-11.61	300	20	Average	Horizontal	

Low Channel (Vertical) Average

TÜVRheinland

TUV Rheinland Taiwan Ltd.
No. 458-18,Sec 2,Penliao.,Linkou Dist.,New Taipei City 244, Taiwan(R.O.C.)
Tel:+886-2172-1000 Fax:+886-2172-1322

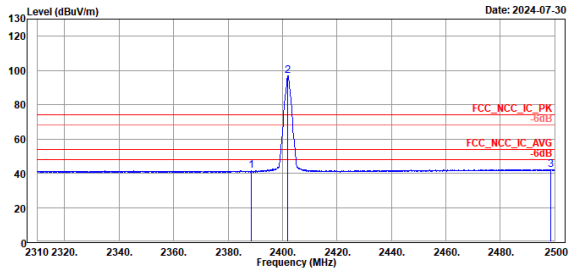

	Freq	Level	Read Level	Factor	Limit Line	Over Limit	APos	TPos	Remark	Pol/Phase	Note
	MHz	dBuV/m	dBuV	dB/m	dBuV/m	dB	cm	deg			
1	2388.47	41.46	3.44	38.02	54.00	-12.54	329	281	Average	Vertical	
2 *	2402.00	96.98	58.91	38.07	54.00	42.98	329	281	Average	Vertical	
3	2498.67	42.24	3.97	38.27	54.00	-11.76	329	281	Average	Vertical	

BLE_2M

Middle Channel (Horizontal) Peak

TÜVRheinland

TUV Rheinland Taiwan Ltd.
No. 458-18,Sec 2,Penliao.,Linkou Dist.,New Taipei City 244, Taiwan(R.O.C.)
Tel:+886-2172-1000 Fax:+886-2172-1322

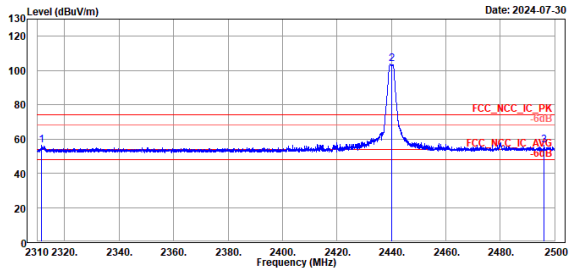

	Freq	Level	Read Level	Factor	Limit Line	Over Limit	APos	TPos	Remark	Pol/Phase	Note
	MHz	dBuV/m	dBuV	dB/m	dBuV/m	dB	cm	deg			
1	2311.47	56.52	18.81	37.71	74.00	-17.48	366	357	Peak	Horizontal	
2 *	2440.00	103.57	65.31	38.26	74.00	29.57	366	357	Peak	Horizontal	
3	2495.96	56.19	17.91	38.28	74.00	-17.81	366	357	Peak	Horizontal	

Middle Channel (Vertical) Peak

TÜVRheinland

TUV Rheinland Taiwan Ltd.
No. 458-18,Sec 2,Penliao.,Linkou Dist.,New Taipei City 244, Taiwan(R.O.C.)
Tel:+886-2172-1000 Fax:+886-2172-1322

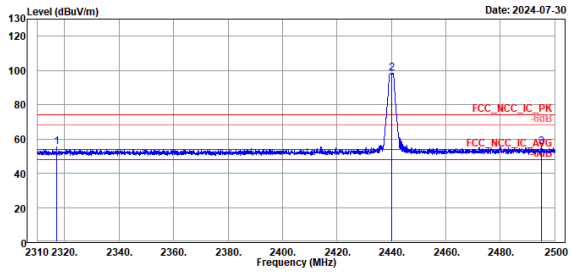

	Freq	Level	Read Level	Factor	Limit Line	Over Limit	APos	TPos	Remark	Pol/Phase	Note
	MHz	dBuV/m	dBuV	dB/m	dBuV/m	dB	cm	deg			
1	2317.13	55.13	17.40	37.73	74.00	-18.87	365	138	Peak	Vertical	
2 *	2440.00	98.27	60.01	38.26	74.00	24.27	365	138	Peak	Vertical	
3	2495.01	55.53	17.26	38.27	74.00	-18.47	365	138	Peak	Vertical	

BLE_2M

Middle Channel (Horizontal) Average

TÜVRheinland

TUV Rheinland Taiwan Ltd.
No. 458-18,Sec 2,Penliao.,Linkou Dist.,New Taipei City 244, Taiwan(R.O.C.)
Tel:+886-2172-1000 Fax:+886-2172-1322

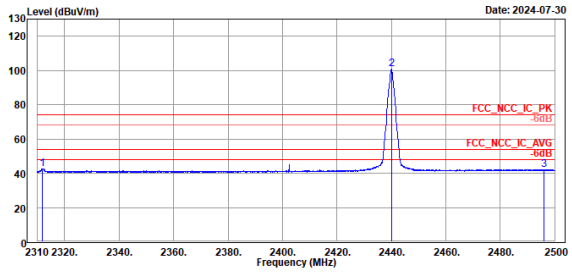

	Freq	Level	Read Level	Factor	Limit Line	Over Limit	APos	TPos	Remark	Pol/Phase	Note
	MHz	dBuV/m	dBuV	dB/m	dBuV/m	dB	cm	deg			
1	2311.85	42.69	4.98	37.71	54.00	-11.31	366	357	Average	Horizontal	
2 *	2440.00	100.66	62.40	38.26	54.00	46.66	366	357	Average	Horizontal	
3	2495.92	42.16	3.88	38.28	54.00	-11.84	366	357	Average	Horizontal	

Middle Channel (Vertical) Average

TÜVRheinland

TUV Rheinland Taiwan Ltd.
No. 458-18,Sec 2,Penliao.,Linkou Dist.,New Taipei City 244, Taiwan(R.O.C.)
Tel:+886-2172-1000 Fax:+886-2172-1322

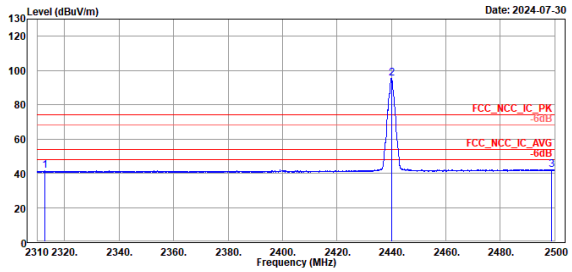

	Freq	Level	Read Level	Factor	Limit Line	Over Limit	APos	TPos	Remark	Pol/Phase	Note
	MHz	dBuV/m	dBuV	dB/m	dBuV/m	dB	cm	deg			
1	2312.76	41.33	3.62	37.71	54.00	-12.67	365	138	Average	Vertical	
2 *	2440.00	95.35	57.09	38.26	54.00	41.35	365	138	Average	Vertical	
3	2498.77	42.24	3.97	38.27	54.00	-11.76	365	138	Average	Vertical	

BLE_2M

High Channel (Horizontal) Peak

TUV Rheinland Taiwan Ltd.
No. 458-18, Sec 2, Penliao., Linkou Dist., New Taipei City 244, Taiwan(R.O.C.)
Tel:+886-2172-1000 Fax:+886-2172-1322

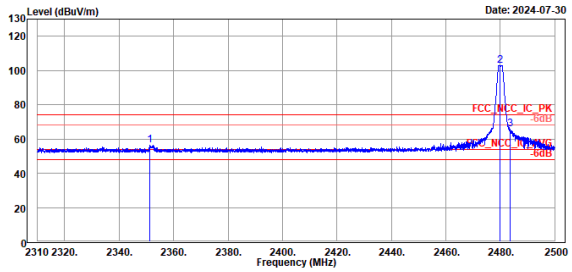

	Freq	Level	Read Level	Factor	Limit Line	Over Limit	APos	TPos	Remark	Pol/Phase	Note
	MHz	dBuV/m	dBuV	dB/m	dBuV/m	dB	cm	deg			
1	2351.37	56.24	18.34	37.90	74.00	-17.76	389	146	Peak	Horizontal	
2 *	2480.00	102.94	64.65	38.29	74.00	28.94	389	146	Peak	Horizontal	
3	2483.50	65.84	27.56	38.28	74.00	-8.16	389	146	Peak	Horizontal	

High Channel (Vertical) Peak

TUV Rheinland Taiwan Ltd.
No. 458-18, Sec 2, Penliao., Linkou Dist., New Taipei City 244, Taiwan(R.O.C.)
Tel:+886-2172-1000 Fax:+886-2172-1322

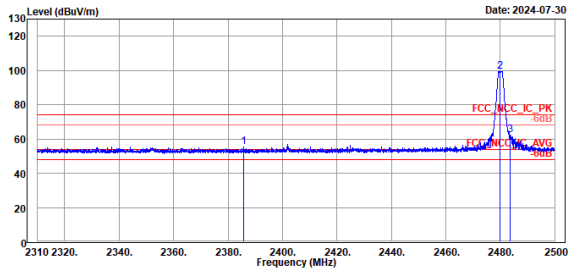

	Freq	Level	Read Level	Factor	Limit Line	Over Limit	APos	TPos	Remark	Pol/Phase	Note
	MHz	dBuV/m	dBuV	dB/m	dBuV/m	dB	cm	deg			
1	2385.81	55.36	17.35	38.01	74.00	-18.64	381	69	Peak	Vertical	
2 *	2480.00	99.54	61.25	38.29	74.00	25.54	381	69	Peak	Vertical	
3	2483.61	62.49	24.21	38.28	74.00	-11.51	381	69	Peak	Vertical	

BLE_2M

High Channel (Horizontal) Average

TÜVRheinland

TUV Rheinland Taiwan Ltd.
No. 458-18,Sec 2,Penliao.,Linkou Dist.,New Taipei City 244, Taiwan(R.O.C.)
Tel:+886-2172-1000 Fax:+886-2172-1322

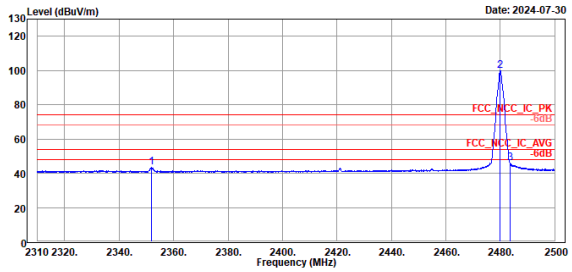

	Freq	Level	Read Level	Factor	Limit Line	Over Limit	APos	TPos	Remark	Pol/Phase	Note
	MHz	dBuV/m	dBuV	dB/m	dBuV/m	dB	cm	deg			
1	2351.90	43.43	5.53	37.90	54.00	-10.57	389	146	Average	Horizontal	
2 *	2480.00	100.03	61.74	38.29	54.00	46.03	389	146	Average	Horizontal	
3	2483.50	45.87	7.59	38.28	54.00	-8.13	389	146	Average	Horizontal	

High Channel (Vertical) Average

TÜVRheinland

TUV Rheinland Taiwan Ltd.
No. 458-18,Sec 2,Penliao.,Linkou Dist.,New Taipei City 244, Taiwan(R.O.C.)
Tel:+886-2172-1000 Fax:+886-2172-1322

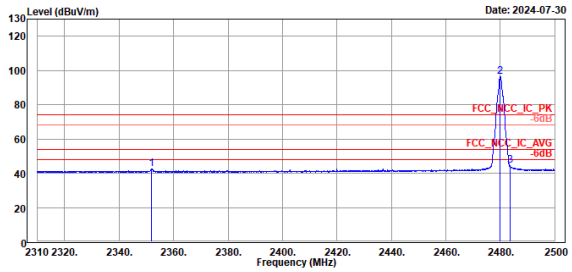

	Freq	Level	Read Level	Factor	Limit Line	Over Limit	APos	TPos	Remark	Pol/Phase	Note
	MHz	dBuV/m	dBuV	dB/m	dBuV/m	dB	cm	deg			
1	2351.99	42.35	4.45	37.90	54.00	-11.65	381	69	Average	Vertical	
2 *	2480.00	96.61	58.32	38.29	54.00	42.61	381	69	Average	Vertical	
3	2483.52	44.39	6.11	38.28	54.00	-9.61	381	69	Average	Vertical	

Spurious Emissions, Tx Mode, 9kHz ~ 30MHz

BLE_2M

High Channel (Open) 9kHz~150kHz

TUV Rheinland Taiwan Ltd.
No. 458-18, Sec 2, Penliao., Linkou Dist., New Taipei City 244, Taiwan(R.O.C.)
Tel:+886-2172-1000 Fax:+886-2172-1322

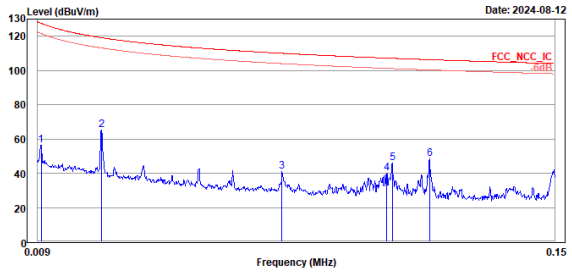

	Freq	Level	Read Level	Factor	Limit Line	Over Limit	APos	TPos	Remark	Pol/Phase	Note
	MHz	dBuV/m	dBuV	dB/m	dBuV/m	dB	cm	deg			
1	0.01	56.51	38.20	18.31	127.60	-71.09	100	129	Peak	Open	
2	0.03	65.30	45.49	19.81	119.13	-53.83	100	104	Peak	Open	
3	0.08	40.91	22.30	18.61	110.01	-69.10	100	0	Peak	Open	
4	0.10	40.03	21.47	18.56	107.24	-67.21	100	123	Peak	Open	
5	0.11	46.04	27.48	18.56	107.11	-61.07	100	153	Peak	Open	
6	0.12	48.38	29.75	18.63	106.32	-57.94	100	132	Peak	Open	

High Channel (Open) 150kHz~30MHz

TUV Rheinland Taiwan Ltd.
No. 458-18, Sec 2, Penliao., Linkou Dist., New Taipei City 244, Taiwan(R.O.C.)
Tel:+886-2172-1000 Fax:+886-2172-1322

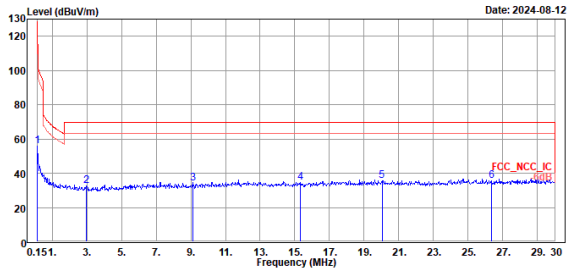

	Freq	Level	Read Level	Factor	Limit Line	Over Limit	APos	TPos	Remark	Pol/Phase	Note
	MHz	dBuV/m	dBuV	dB/m	dBuV/m	dB	cm	deg			
1	0.15	55.64	36.80	18.84	104.08	-48.44	100	108	Peak	Open	
2	2.96	32.49	13.31	19.18	69.50	-37.01	100	106	Peak	Open	
3	9.11	34.20	13.34	20.86	69.50	-35.30	100	332	Peak	Open	
4	15.31	34.62	12.90	21.72	69.50	-34.88	100	161	Peak	Open	
5	20.03	35.40	12.75	22.65	69.50	-34.10	100	69	Peak	Open	
6	26.33	35.82	12.93	22.89	69.50	-33.68	100	123	Peak	Open	

Spurious Emissions, Tx Mode, 30MHz ~ 1GHz

BLE_2M

High Channel (Horizontal)

TÜVRheinland

TUV Rheinland Taiwan Ltd.
No. 458-18,Sec 2,Penliao.,Linkou Dist.,New Taipei City 244, Taiwan(R.O.C.)
Tel:+886-2172-1000 Fax:+886-2172-1322

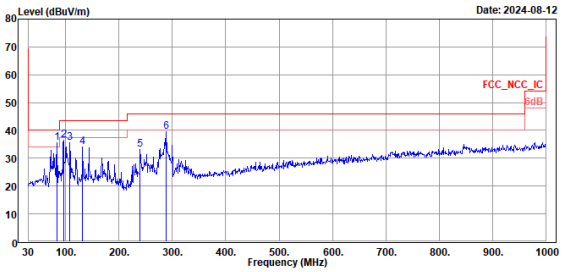

		Freq	Level	Read Level	Factor	Limit Line	Over Limit	APos	TPos	Remark	Pol/Phase	Note
		MHz	dBuV/m	dBuV	dB/m	dBuV/m	dB	cm	deg			
1	!	83.35	35.73	47.52	-11.79	40.00	-4.27	200	23	Peak	Horizontal	
2		95.96	36.36	47.99	-11.63	43.50	-7.14	200	196	Peak	Horizontal	
3		107.60	35.69	45.66	-9.97	43.50	-7.81	200	194	Peak	Horizontal	
4		131.85	33.97	41.56	-7.59	43.50	-9.53	100	193	Peak	Horizontal	
5		239.52	33.07	39.84	-6.77	46.00	-12.93	100	142	Peak	Horizontal	
6		288.02	39.56	45.14	-5.58	46.00	-6.44	200	140	Peak	Horizontal	

High Channel (Vertical)

TÜVRheinland

TUV Rheinland Taiwan Ltd.
No. 458-18,Sec 2,Penliao.,Linkou Dist.,New Taipei City 244, Taiwan(R.O.C.)
Tel:+886-2172-1000 Fax:+886-2172-1322

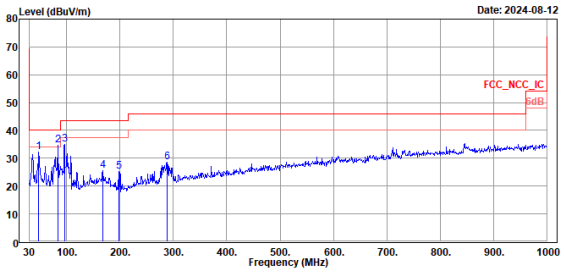

		Freq	Level	Read Level	Factor	Limit Line	Over Limit	APos	TPos	Remark	Pol/Phase	Note
		MHz	dBuV/m	dBuV	dB/m	dBuV/m	dB	cm	deg			
1		47.46	32.17	38.25	-6.08	40.00	-7.83	100	294	Peak	Vertical	
2	!	83.35	34.78	46.57	-11.79	40.00	-5.22	200	262	Peak	Vertical	
3		95.96	35.04	46.67	-11.63	43.50	-8.46	100	36	Peak	Vertical	
4		167.74	25.59	31.23	-5.64	43.50	-17.91	200	145	Peak	Vertical	
5		197.81	25.29	33.55	-8.26	43.50	-18.21	100	350	Peak	Vertical	
6		288.02	28.46	34.04	-5.58	46.00	-17.54	100	62	Peak	Vertical	

Spurious Emissions, Tx Mode, 1GHz ~ 26.5GHz

BLE_1M

Low Channel (Horizontal)

TÜVRheinland

TUV Rheinland Taiwan Ltd.
No. 458-18, Sec 2, Penliao., Linkou Dist., New Taipei City 244, Taiwan(R.O.C.)
Tel:+886-2172-1000 Fax:+886-2172-1322

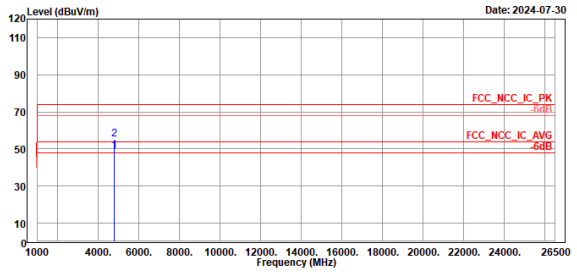

	Freq	Level	Read Level	Factor	Limit Line	Over Limit	APos	TPos	Remark	Pol/Phase	Note
	MHz	dBuV/m	dBuV	dB/m	dBuV/m	dB	cm	deg			
1 !	4804.00	48.97	57.20	-8.23	54.00	-5.03	302	159	Average	Horizontal	
2	4804.00	55.14	63.37	-8.23	74.00	-18.86	302	159	Peak	Horizontal	

Low Channel (Vertical)

TÜVRheinland

TUV Rheinland Taiwan Ltd.
No. 458-18, Sec 2, Penliao., Linkou Dist., New Taipei City 244, Taiwan(R.O.C.)
Tel:+886-2172-1000 Fax:+886-2172-1322

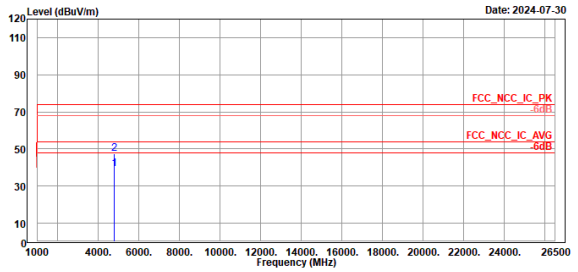

	Freq	Level	Read Level	Factor	Limit Line	Over Limit	APos	TPos	Remark	Pol/Phase	Note
	MHz	dBuV/m	dBuV	dB/m	dBuV/m	dB	cm	deg			
1	4804.00	39.23	47.46	-8.23	54.00	-14.77	381	338	Average	Vertical	
2	4804.00	47.54	55.77	-8.23	74.00	-26.46	381	338	Peak	Vertical	

BLE_1M

Middle Channel (Horizontal)

TÜVRheinland

TUV Rheinland Taiwan Ltd.
No. 458-18,Sec 2,Fenliao.,Linkou Dist.,New Taipei City 244, Taiwan(R.O.C.)
Tel:+886-2172-1000 Fax:+886-2172-1322

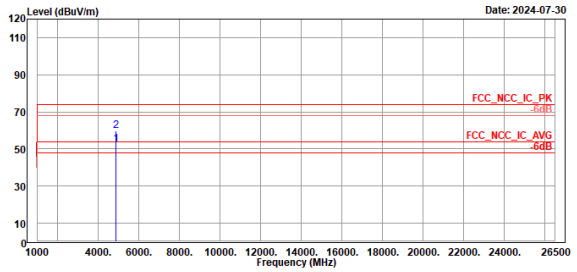

		Freq	Level	Read Level	Factor	Limit Line	Over Limit	APos	TPos	Remark	Pol/Phase	Note
		MHz	dBuV/m	dBuV	dB/m	dBuV/m	dB	cm	deg			
1	!	4880.00	52.46	60.61	-8.15	54.00	-1.54	277	161	Average	Horizontal	
2		4880.00	59.78	67.93	-8.15	74.00	-14.22	277	161	Peak	Horizontal	

Middle Channel (Vertical)

TÜVRheinland

TUV Rheinland Taiwan Ltd.
No. 458-18,Sec 2,Fenliao.,Linkou Dist.,New Taipei City 244, Taiwan(R.O.C.)
Tel:+886-2172-1000 Fax:+886-2172-1322

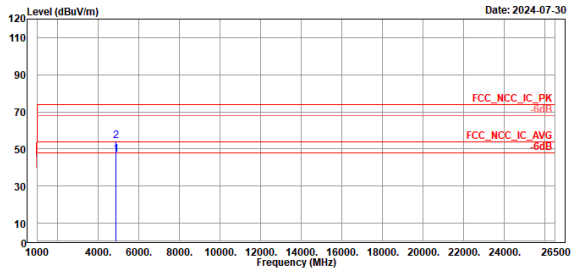

		Freq	Level	Read Level	Factor	Limit Line	Over Limit	APos	TPos	Remark	Pol/Phase	Note
		MHz	dBuV/m	dBuV	dB/m	dBuV/m	dB	cm	deg			
1		4880.00	46.92	55.07	-8.15	54.00	-7.08	373	33	Average	Vertical	
2		4880.00	54.38	62.53	-8.15	74.00	-19.62	373	33	Peak	Vertical	

BLE_1M

High Channel (Horizontal)

TÜVRheinland

TUV Rheinland Taiwan Ltd.
No. 458-18,Sec 2,Fenliao.,Linkou Dist.,New Taipei City 244, Taiwan(R.O.C.)
Tel:+886-2172-1000 Fax:+886-2172-1322

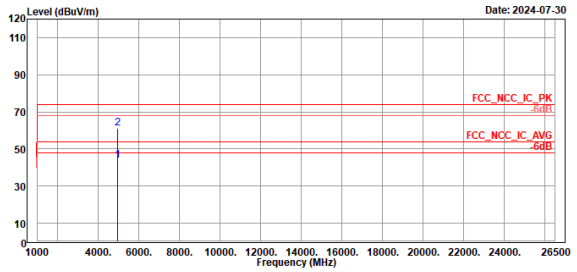

	Freq	Level	Read Level	Factor	Limit Line	Over Limit	APos	TPos	Remark	Pol/Phase	Note
	MHz	dBuV/m	dBuV	dB/m	dBuV/m	dB	cm	deg			
1	4960.00	43.99	52.01	-8.02	54.00	-10.01	284	161	Average	Horizontal	
2	4960.00	61.34	69.36	-8.02	74.00	-12.66	284	161	Peak	Horizontal	

High Channel (Vertical)

TÜVRheinland

TUV Rheinland Taiwan Ltd.
No. 458-18,Sec 2,Fenliao.,Linkou Dist.,New Taipei City 244, Taiwan(R.O.C.)
Tel:+886-2172-1000 Fax:+886-2172-1322

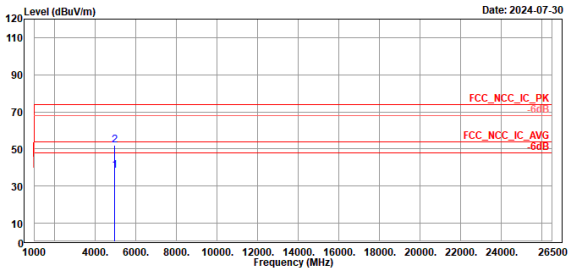

	Freq	Level	Read Level	Factor	Limit Line	Over Limit	APos	TPos	Remark	Pol/Phase	Note
	MHz	dBuV/m	dBuV	dB/m	dBuV/m	dB	cm	deg			
1	4960.00	38.13	46.15	-8.02	54.00	-15.87	321	159	Average	Vertical	
2	4960.00	51.99	60.01	-8.02	74.00	-22.01	321	159	Peak	Vertical	

BLE_2M

Low Channel (Horizontal)

TÜVRheinland

TUV Rheinland Taiwan Ltd.
No. 458-18, Sec 2, Penliao., Linkou Dist., New Taipei City 244, Taiwan(R.O.C.)
Tel:+886-2172-1000 Fax:+886-2172-1322

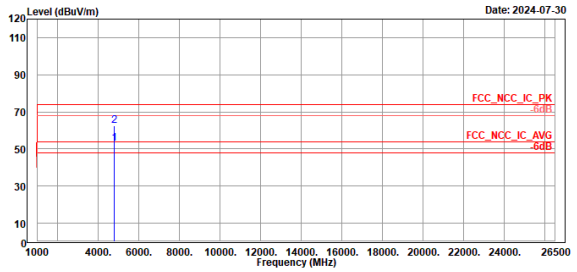

		Freq	Level	Read Level	Factor	Limit Line	Over Limit	APos	TPos	Remark	Pol/Phase	Note
		MHz	dBuV/m	dBuV	dB/m	dBuV/m	dB	cm	deg			
1	!	4804.00	52.96	61.19	-8.23	54.00	-1.04	302	173	Average	Horizontal	
2		4804.00	62.62	70.85	-8.23	74.00	-11.38	302	173	Peak	Horizontal	

Low Channel (Vertical)

TÜVRheinland

TUV Rheinland Taiwan Ltd.
No. 458-18, Sec 2, Penliao., Linkou Dist., New Taipei City 244, Taiwan(R.O.C.)
Tel:+886-2172-1000 Fax:+886-2172-1322

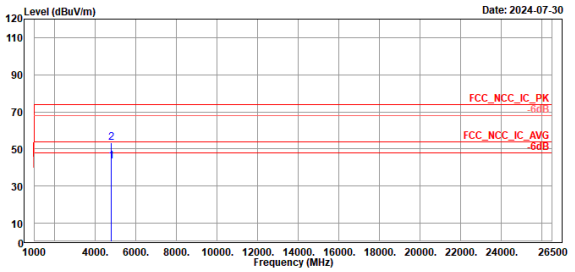

		Freq	Level	Read Level	Factor	Limit Line	Over Limit	APos	TPos	Remark	Pol/Phase	Note
		MHz	dBuV/m	dBuV	dB/m	dBuV/m	dB	cm	deg			
1		4804.00	43.13	51.36	-8.23	54.00	-10.87	375	145	Average	Vertical	
2		4804.00	53.21	61.44	-8.23	74.00	-20.79	375	145	Peak	Vertical	

BLE_2M

Middle Channel (Horizontal)

TÜVRheinland

TUV Rheinland Taiwan Ltd.
No. 458-18,Sec 2,Fenliao.,Linkou Dist.,New Taipei City 244, Taiwan(R.O.C.)
Tel:+886-2172-1000 Fax:+886-2172-1322

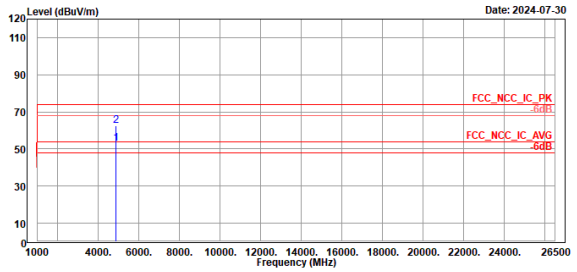

	Freq	Level	Read Level	Factor	Limit Line	Over Limit	APos	TPos	Remark	Pol/Phase	Note
	MHz	dBuV/m	dBuV	dB/m	dBuV/m	dB	cm	deg			
1 !	4880.00	52.90	61.05	-8.15	54.00	-1.10	277	161	Average	Horizontal	
2	4880.00	62.62	70.77	-8.15	74.00	-11.38	277	161	Peak	Horizontal	

Middle Channel (Vertical)

TÜVRheinland

TUV Rheinland Taiwan Ltd.
No. 458-18,Sec 2,Fenliao.,Linkou Dist.,New Taipei City 244, Taiwan(R.O.C.)
Tel:+886-2172-1000 Fax:+886-2172-1322

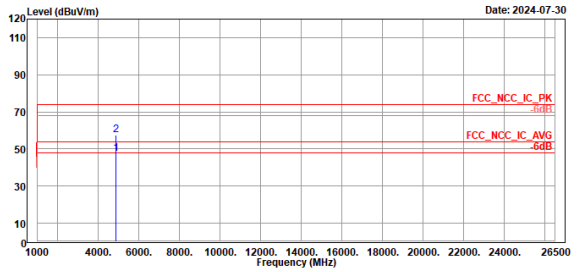

	Freq	Level	Read Level	Factor	Limit Line	Over Limit	APos	TPos	Remark	Pol/Phase	Note
	MHz	dBuV/m	dBuV	dB/m	dBuV/m	dB	cm	deg			
1	4880.00	47.51	55.66	-8.15	54.00	-6.49	369	165	Average	Vertical	
2	4880.00	57.37	65.52	-8.15	74.00	-16.63	369	165	Peak	Vertical	

BLE_2M

High Channel (Horizontal)

TUV Rheinland Taiwan Ltd.
No. 458-18, Sec 2, Penliao., Linkou Dist., New Taipei City 244, Taiwan(R.O.C.)
Tel:+886-2172-1000 Fax:+886-2172-1322

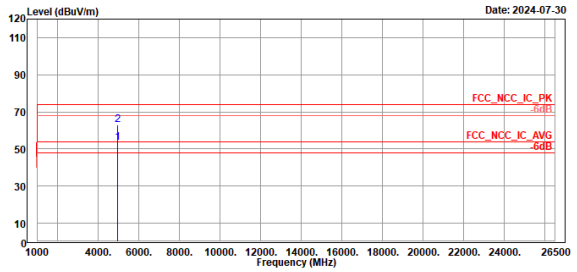

	Freq	Level	Read Level	Factor	Limit Line	Over Limit	APos	TPos	Remark	Pol/Phase	Note
	MHz	dBuV/m	dBuV	dB/m	dBuV/m	dB	cm	deg			
1 !	4960.00	53.19	61.21	-8.02	54.00	-0.81	286	161	Average	Horizontal	
2	4960.00	62.94	70.96	-8.02	74.00	-11.06	286	161	Peak	Horizontal	

High Channel (Vertical)

TUV Rheinland Taiwan Ltd.
No. 458-18, Sec 2, Penliao., Linkou Dist., New Taipei City 244, Taiwan(R.O.C.)
Tel:+886-2172-1000 Fax:+886-2172-1322

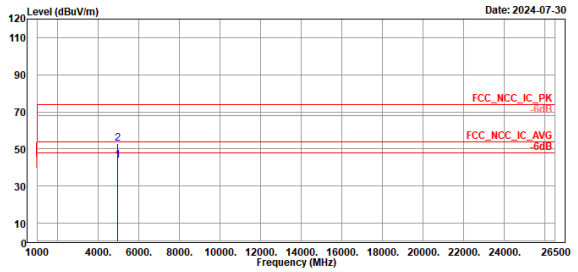

	Freq	Level	Read Level	Factor	Limit Line	Over Limit	APos	TPos	Remark	Pol/Phase	Note
	MHz	dBuV/m	dBuV	dB/m	dBuV/m	dB	cm	deg			
1	4960.00	43.77	51.79	-8.02	54.00	-10.23	321	152	Average	Vertical	
2	4960.00	53.10	61.12	-8.02	74.00	-20.90	321	152	Peak	Vertical	

Mains Conducted Emission, Tx Mode, 150kHz ~ 30MHz

Worst Band

(Line)

TÜVRheinland

TUV Rheinland Taiwan Ltd.
No. 458-18,Sec 2,Fenliao.,Linkou Dist.,New Taipei City 244, Taiwan(R.O.C.)
Tel:+886-2172-1000 Fax:+886-2172-1322

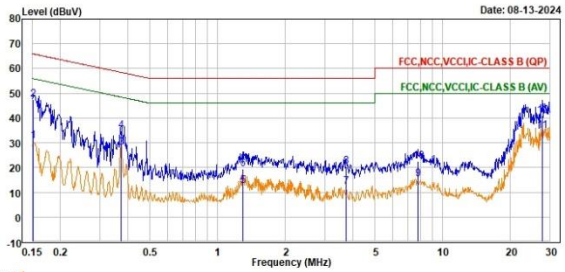

Trace: 1

	Freq	Level	Read Level	Factor	Limit Line	Over Limit	Remark	Pol/Phase	Note
	MHz	dBuV	dBuV	dB	dBuV	dB			
1	0.15	30.57	20.94	9.63	55.92	-25.35	Average	line1	
2	0.15	47.63	38.00	9.63	65.92	-18.29	QP	line1	
3	0.37	27.93	18.30	9.63	48.47	-20.54	Average	line1	
4	0.37	34.68	25.05	9.63	58.47	-23.79	QP	line1	
5	1.30	12.64	3.00	9.64	46.00	-33.36	Average	line1	
6	1.30	19.32	9.68	9.64	56.00	-36.68	QP	line1	
7	3.72	12.39	2.71	9.68	46.00	-33.61	Average	line1	
8	3.72	20.59	10.91	9.68	56.00	-35.41	QP	line1	
9	7.77	15.37	5.63	9.74	50.00	-34.63	Average	line1	
10	7.77	22.34	12.60	9.74	60.00	-37.66	QP	line1	
11	27.84	34.79	25.05	9.74	50.00	-15.21	Average	line1	
12	27.84	40.82	31.08	9.74	60.00	-19.18	QP	line1	

(Neutral)

TÜVRheinland

TUV Rheinland Taiwan Ltd.
No. 458-18,Sec 2,Fenliao.,Linkou Dist.,New Taipei City 244, Taiwan(R.O.C.)
Tel:+886-2172-1000 Fax:+886-2172-1322

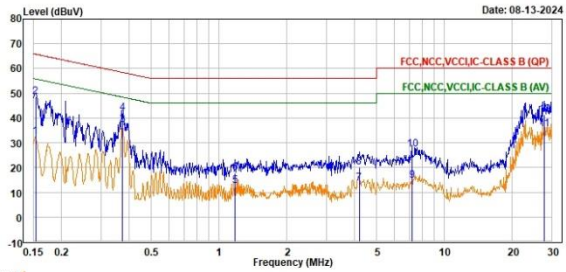

Trace: 1

	Freq	Level	Read Level	Factor	Limit Line	Over Limit	Remark	Pol/Phase	Note
	MHz	dBuV	dBuV	dB	dBuV	dB			
1	0.15	32.56	22.93	9.63	55.83	-23.27	Average	neutral	
2	0.15	48.41	38.78	9.63	65.83	-17.42	QP	neutral	
3	0.37	37.39	27.76	9.63	48.47	-11.08	Average	neutral	
4	0.37	42.16	32.53	9.63	58.47	-16.31	QP	neutral	
5	1.18	12.58	2.94	9.64	46.00	-33.42	Average	neutral	
6	1.18	17.73	8.09	9.64	56.00	-38.27	QP	neutral	
7	4.19	13.45	3.76	9.69	46.00	-32.55	Average	neutral	
8	4.19	20.05	10.36	9.69	56.00	-35.95	QP	neutral	
9	7.18	14.52	4.77	9.75	50.00	-35.48	Average	neutral	
10	7.18	27.25	17.50	9.75	60.00	-32.75	QP	neutral	
11	27.84	35.51	25.63	9.88	50.00	-14.49	Average	neutral	
12	27.84	41.40	31.52	9.88	60.00	-18.60	QP	neutral	

ANTX100P011B24003
Band Edges, 2.31GHz ~ 2.5GHz

BLE_1M

Low Channel (Horizontal) Peak

TUV Rheinland Taiwan Ltd.
No. 458-18, Sec 2, Fenliao., Linkou Dist., New Taipei City 244, Taiwan(R.O.C.)
Tel:+886-2172-1000 Fax:+886-2172-1322

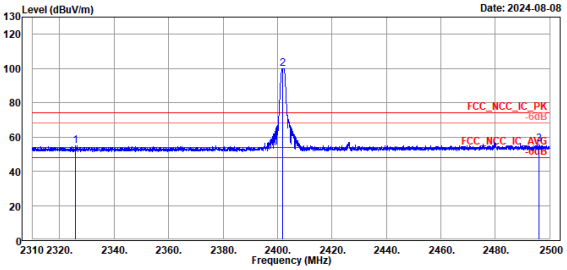

	Freq	Level	Read Level	Factor	Limit Line	Over Limit	APos	TPos	Remark	Pol/Phase	Note
	MHz	dBuV/m	dBuV	dB/m	dBuV/m	dB	cm	deg			
1	2325.72	54.70	16.93	37.77	74.00	-19.30	381	179	Peak	Horizontal	
2 *	2402.00	99.84	61.77	38.07	74.00	25.84	381	179	Peak	Horizontal	
3	2496.11	55.77	17.49	38.28	74.00	-18.23	381	179	Peak	Horizontal	

Low Channel (Vertical) Peak

TUV Rheinland Taiwan Ltd.
No. 458-18, Sec 2, Fenliao., Linkou Dist., New Taipei City 244, Taiwan(R.O.C.)
Tel:+886-2172-1000 Fax:+886-2172-1322

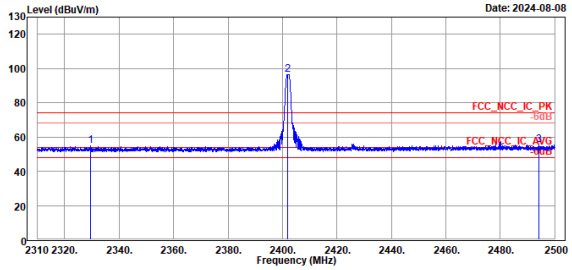

	Freq	Level	Read Level	Factor	Limit Line	Over Limit	APos	TPos	Remark	Pol/Phase	Note
	MHz	dBuV/m	dBuV	dB/m	dBuV/m	dB	cm	deg			
1	2329.48	54.83	17.03	37.80	74.00	-19.17	331	276	Peak	Vertical	
2 *	2402.00	96.53	58.46	38.07	74.00	22.53	331	276	Peak	Vertical	
3	2494.30	55.49	17.22	38.27	74.00	-18.51	331	276	Peak	Vertical	

BLE_1M

Low Channel (Horizontal) Average

TÜVRheinland

TUV Rheinland Taiwan Ltd.
No. 458-18, Sec 2, Penliao., Linkou Dist., New Taipei City 244, Taiwan(R.O.C.)
Tel:+886-2172-1000 Fax:+886-2172-1322

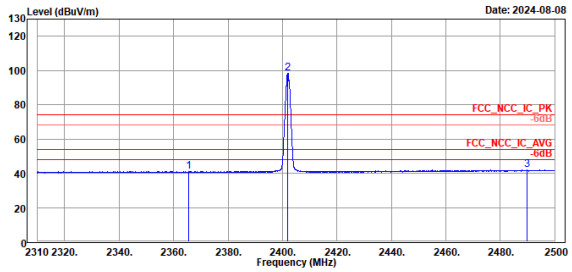

	Freq	Level	Read Level	Factor	Limit Line	Over Limit	APos	TPos	Remark	Pol/Phase	Note
	MHz	dBuV/m	dBuV	dB/m	dBuV/m	dB	cm	deg			
1	2365.67	41.11	3.16	37.95	54.00	-12.89	381	179	Average	Horizontal	
2 *	2402.00	98.55	60.48	38.07	54.00	44.55	381	179	Average	Horizontal	
3	2489.88	41.83	3.55	38.28	54.00	-12.17	381	179	Average	Horizontal	

Low Channel (Vertical) Average

TÜVRheinland

TUV Rheinland Taiwan Ltd.
No. 458-18, Sec 2, Penliao., Linkou Dist., New Taipei City 244, Taiwan(R.O.C.)
Tel:+886-2172-1000 Fax:+886-2172-1322

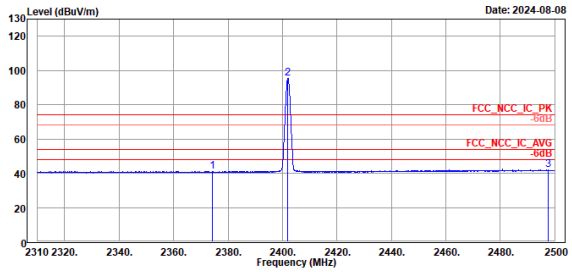

	Freq	Level	Read Level	Factor	Limit Line	Over Limit	APos	TPos	Remark	Pol/Phase	Note
	MHz	dBuV/m	dBuV	dB/m	dBuV/m	dB	cm	deg			
1	2374.36	41.13	3.15	37.98	54.00	-12.87	331	276	Average	Vertical	
2 *	2402.00	95.45	57.38	38.07	54.00	41.45	331	276	Average	Vertical	
3	2497.67	41.90	3.63	38.27	54.00	-12.10	331	276	Average	Vertical	

BLE_1M

Middle Channel (Horizontal) Peak

TÜVRheinland

TUV Rheinland Taiwan Ltd.
No. 458-18,Sec 2,Penliao.,Linkou Dist.,New Taipei City 244, Taiwan(R.O.C.)
Tel:+886-2172-1000 Fax:+886-2172-1322

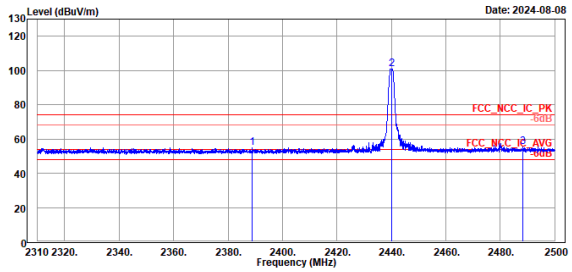

	Freq	Level	Read Level	Factor	Limit Line	Over Limit	APos	TPos	Remark	Pol/Phase	Note
	MHz	dBuV/m	dBuV	dB/m	dBuV/m	dB	cm	deg			
1	2388.99	55.05	17.03	38.02	74.00	-18.95	178	30	Peak	Horizontal	
2 *	2440.00	101.03	62.77	38.26	74.00	27.03	178	30	Peak	Horizontal	
3	2488.36	55.54	17.26	38.28	74.00	-18.46	178	30	Peak	Horizontal	

Middle Channel (Vertical) Peak

TÜVRheinland

TUV Rheinland Taiwan Ltd.
No. 458-18,Sec 2,Penliao.,Linkou Dist.,New Taipei City 244, Taiwan(R.O.C.)
Tel:+886-2172-1000 Fax:+886-2172-1322

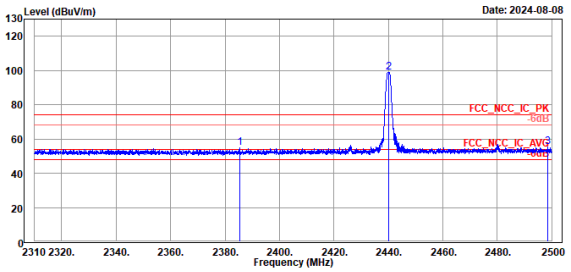

	Freq	Level	Read Level	Factor	Limit Line	Over Limit	APos	TPos	Remark	Pol/Phase	Note
	MHz	dBuV/m	dBuV	dB/m	dBuV/m	dB	cm	deg			
1	2385.43	54.64	16.63	38.01	74.00	-19.36	285	275	Peak	Vertical	
2 *	2440.00	98.78	60.52	38.26	74.00	24.78	285	275	Peak	Vertical	
3	2498.67	55.29	17.02	38.27	74.00	-18.71	285	275	Peak	Vertical	

BLE_1M

Middle Channel (Horizontal) Average

TÜVRheinland

TUV Rheinland Taiwan Ltd.
No. 458-18,Sec 2,Penliao.,Linkou Dist.,New Taipei City 244, Taiwan(R.O.C.)
Tel:+886-2172-1000 Fax:+886-2172-1322

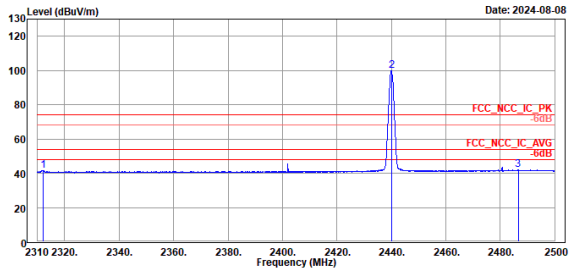

	Freq	Level	Read Level	Factor	Limit Line	Over Limit	APos	TPos	Remark	Pol/Phase	Note
	MHz	dBuV/m	dBuV	dB/m	dBuV/m	dB	cm	deg			
1	2312.14	41.74	4.03	37.71	54.00	-12.26	178	30	Average	Horizontal	
2 *	2440.00	99.94	61.68	38.26	54.00	45.94	178	30	Average	Horizontal	
3	2486.56	41.99	3.71	38.28	54.00	-12.01	178	30	Average	Horizontal	

Middle Channel (Vertical) Average

TÜVRheinland

TUV Rheinland Taiwan Ltd.
No. 458-18,Sec 2,Penliao.,Linkou Dist.,New Taipei City 244, Taiwan(R.O.C.)
Tel:+886-2172-1000 Fax:+886-2172-1322

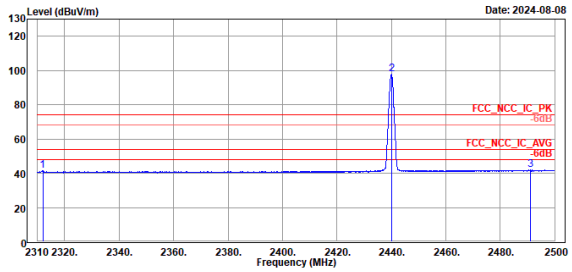

	Freq	Level	Read Level	Factor	Limit Line	Over Limit	APos	TPos	Remark	Pol/Phase	Note
	MHz	dBuV/m	dBuV	dB/m	dBuV/m	dB	cm	deg			
1	2311.95	41.43	3.72	37.71	54.00	-12.57	285	275	Average	Vertical	
2 *	2440.00	97.66	59.40	38.26	54.00	43.66	285	275	Average	Vertical	
3	2491.07	41.92	3.64	38.28	54.00	-12.08	285	275	Average	Vertical	

BLE_1M

High Channel (Horizontal) Peak

TÜVRheinland

TUV Rheinland Taiwan Ltd.
No. 458-18,Sec 2,Penliao.,Linkou Dist.,New Taipei City 244, Taiwan(R.O.C.)
Tel:+886-2172-1000 Fax:+886-2172-1322

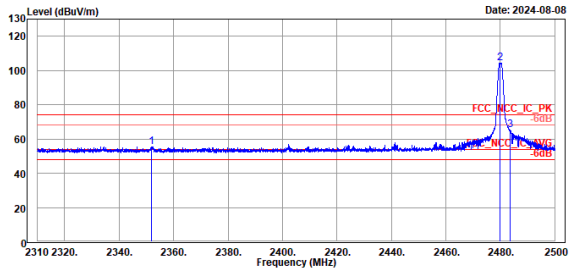

	Freq	Level	Read Level	Factor	Limit Line	Over Limit	APos	TPos	Remark	Pol/Phase	Note
	MHz	dBuV/m	dBuV	dB/m	dBuV/m	dB	cm	deg			
1	2351.94	55.59	17.69	37.90	74.00	-18.41	251	16	Peak	Horizontal	
2 *	2480.00	104.12	65.83	38.29	74.00	30.12	251	16	Peak	Horizontal	
3	2483.61	65.15	26.87	38.28	74.00	-8.85	251	16	Peak	Horizontal	

High Channel (Vertical) Peak

TÜVRheinland

TUV Rheinland Taiwan Ltd.
No. 458-18,Sec 2,Penliao.,Linkou Dist.,New Taipei City 244, Taiwan(R.O.C.)
Tel:+886-2172-1000 Fax:+886-2172-1322

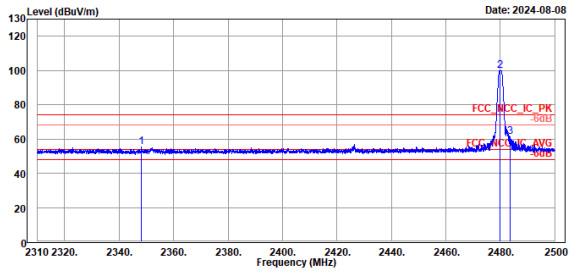

	Freq	Level	Read Level	Factor	Limit Line	Over Limit	APos	TPos	Remark	Pol/Phase	Note
	MHz	dBuV/m	dBuV	dB/m	dBuV/m	dB	cm	deg			
1	2348.19	55.19	17.30	37.89	74.00	-18.81	382	255	Peak	Vertical	
2 *	2480.00	100.06	61.77	38.29	74.00	26.06	382	255	Peak	Vertical	
3	2483.50	61.14	22.86	38.28	74.00	-12.86	382	255	Peak	Vertical	

BLE_1M

High Channel (Horizontal) Average

TÜVRheinland
TUV Rheinland Taiwan Ltd.
No. 458-18,Sec 2,Penliao.,Linkou Dist.,New Taipei City 244, Taiwan(R.O.C.)
Tel:+886-2172-1000 Fax:+886-2172-1322

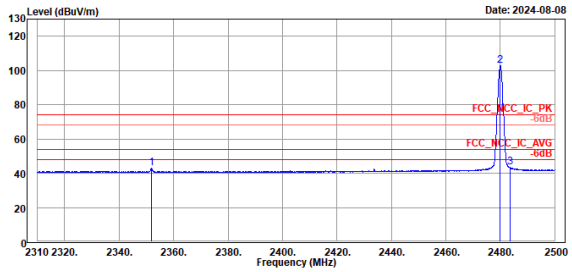

	Freq	Level	Read Level	Factor	Limit Line	Over Limit	APos	TPos	Remark	Pol/Phase	Note
	MHz	dBuV/m	dBuV	dB/m	dBuV/m	dB	cm	deg			
1	2351.94	42.78	4.88	37.90	54.00	-11.22	251	16	Average	Horizontal	
2 *	2480.00	102.99	64.70	38.29	54.00	48.99	251	16	Average	Horizontal	
3	2483.50	43.33	5.05	38.28	54.00	-10.67	251	16	Average	Horizontal	

High Channel (Vertical) Average

TÜVRheinland
TUV Rheinland Taiwan Ltd.
No. 458-18,Sec 2,Penliao.,Linkou Dist.,New Taipei City 244, Taiwan(R.O.C.)
Tel:+886-2172-1000 Fax:+886-2172-1322

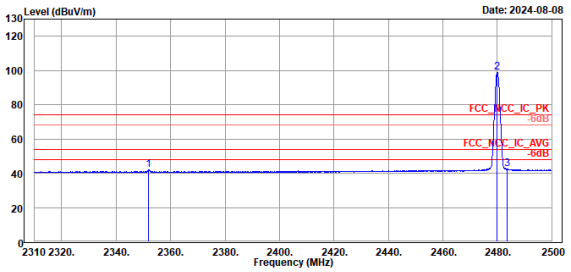

	Freq	Level	Read Level	Factor	Limit Line	Over Limit	APos	TPos	Remark	Pol/Phase	Note
	MHz	dBuV/m	dBuV	dB/m	dBuV/m	dB	cm	deg			
1	2351.90	41.99	4.09	37.90	54.00	-12.01	382	255	Average	Vertical	
2 *	2480.00	98.99	60.70	38.29	54.00	44.99	382	255	Average	Vertical	
3	2483.57	42.50	4.22	38.28	54.00	-11.50	382	255	Average	Vertical	

BLE_2M

Low Channel (Horizontal) Peak

TUV Rheinland Taiwan Ltd.
No. 458-18, Sec 2, Penliao., Linkou Dist., New Taipei City 244, Taiwan(R.O.C.)
Tel:+886-2172-1000 Fax:+886-2172-1322

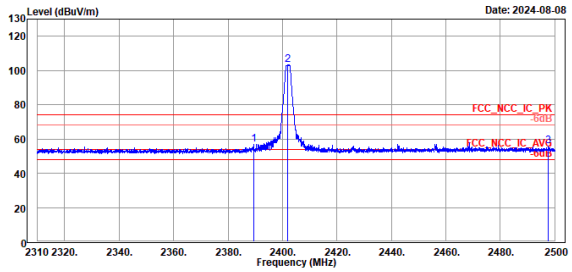

	Freq	Level	Read Level	Factor	Limit Line	Over Limit	APos	TPos	Remark	Pol/Phase	Note
	MHz	dBuV/m	dBuV	dB/m	dBuV/m	dB	cm	deg			
1	2389.33	56.70	18.68	38.02	74.00	-17.30	380	186	Peak	Horizontal	
2 *	2402.00	103.13	65.06	38.07	74.00	29.13	380	186	Peak	Horizontal	
3	2497.53	55.61	17.34	38.27	74.00	-18.39	380	186	Peak	Horizontal	

Low Channel (Vertical) Peak

TUV Rheinland Taiwan Ltd.
No. 458-18, Sec 2, Penliao., Linkou Dist., New Taipei City 244, Taiwan(R.O.C.)
Tel:+886-2172-1000 Fax:+886-2172-1322

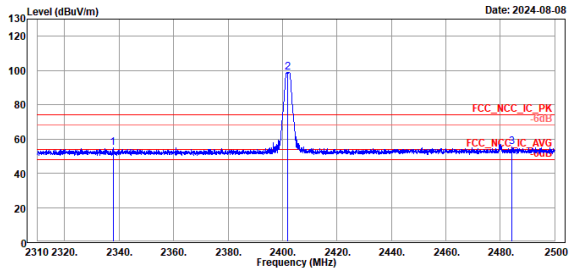

	Freq	Level	Read Level	Factor	Limit Line	Over Limit	APos	TPos	Remark	Pol/Phase	Note
	MHz	dBuV/m	dBuV	dB/m	dBuV/m	dB	cm	deg			
1	2337.74	54.92	17.08	37.84	74.00	-19.08	369	270	Peak	Vertical	
2 *	2402.00	98.84	60.77	38.07	74.00	24.84	369	270	Peak	Vertical	
3	2484.28	55.34	17.06	38.28	74.00	-18.66	369	270	Peak	Vertical	

BLE_2M

Low Channel (Horizontal) Average

TÜVRheinland

TUV Rheinland Taiwan Ltd.
No. 458-18,Sec 2,Penliao.,Linkou Dist.,New Taipei City 244, Taiwan(R.O.C.)
Tel:+886-2172-1000 Fax:+886-2172-1322

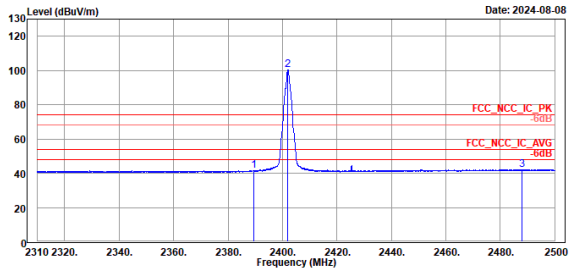

	Freq	Level	Read Level	Factor	Limit Line	Over Limit	APos	TPos	Remark	Pol/Phase	Note
	MHz	dBuV/m	dBuV	dB/m	dBuV/m	dB	cm	deg			
1	2389.37	41.57	3.55	38.02	54.00	-12.43	380	186	Average	Horizontal	
2 *	2402.00	100.26	62.19	38.07	54.00	46.26	380	186	Average	Horizontal	
3	2487.89	42.22	3.94	38.28	54.00	-11.78	380	186	Average	Horizontal	

Low Channel (Vertical) Average

TÜVRheinland

TUV Rheinland Taiwan Ltd.
No. 458-18,Sec 2,Penliao.,Linkou Dist.,New Taipei City 244, Taiwan(R.O.C.)
Tel:+886-2172-1000 Fax:+886-2172-1322

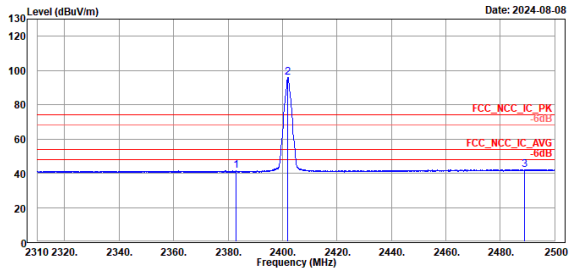

	Freq	Level	Read Level	Factor	Limit Line	Over Limit	APos	TPos	Remark	Pol/Phase	Note
	MHz	dBuV/m	dBuV	dB/m	dBuV/m	dB	cm	deg			
1	2382.87	41.41	3.40	38.01	54.00	-12.59	369	270	Average	Vertical	
2 *	2402.00	95.95	57.88	38.07	54.00	41.95	369	270	Average	Vertical	
3	2488.84	42.09	3.81	38.28	54.00	-11.91	369	270	Average	Vertical	

BLE_2M

Middle Channel (Horizontal) Peak

TÜVRheinland

TUV Rheinland Taiwan Ltd.
No. 458-18, Sec 2, Penliao., Linkou Dist., New Taipei City 244, Taiwan(R.O.C.)
Tel:+886-2172-1000 Fax:+886-2172-1322

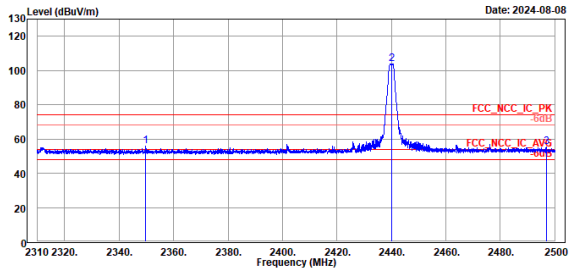

	Freq	Level	Read Level	Factor	Limit Line	Over Limit	APos	TPos	Remark	Pol/Phase	Note
	MHz	dBuV/m	dBuV	dB/m	dBuV/m	dB	cm	deg			
1	2349.66	55.78	17.88	37.90	74.00	-18.22	366	185	Peak	Horizontal	
2 *	2440.00	103.92	65.66	38.26	74.00	29.92	366	185	Peak	Horizontal	
3	2497.06	55.57	17.29	38.28	74.00	-18.43	366	185	Peak	Horizontal	

Middle Channel (Vertical) Peak

TÜVRheinland

TUV Rheinland Taiwan Ltd.
No. 458-18, Sec 2, Penliao., Linkou Dist., New Taipei City 244, Taiwan(R.O.C.)
Tel:+886-2172-1000 Fax:+886-2172-1322

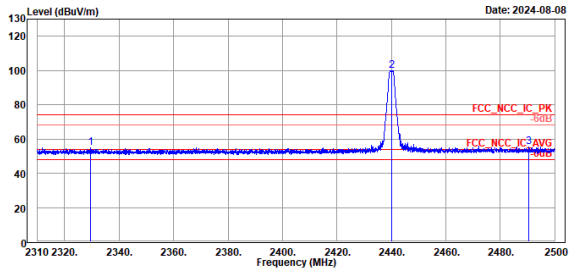

	Freq	Level	Read Level	Factor	Limit Line	Over Limit	APos	TPos	Remark	Pol/Phase	Note
	MHz	dBuV/m	dBuV	dB/m	dBuV/m	dB	cm	deg			
1	2329.48	54.83	17.03	37.80	74.00	-19.17	365	270	Peak	Vertical	
2 *	2440.00	100.04	61.78	38.26	74.00	26.04	365	270	Peak	Vertical	
3	2490.41	55.60	17.32	38.28	74.00	-18.40	365	270	Peak	Vertical	

BLE_2M

Middle Channel (Horizontal) Average

TÜVRheinland

TUV Rheinland Taiwan Ltd.
No. 458-18,Sec 2,Penliao.,Linkou Dist.,New Taipei City 244, Taiwan(R.O.C.)
Tel:+886-2172-1000 Fax:+886-2172-1322

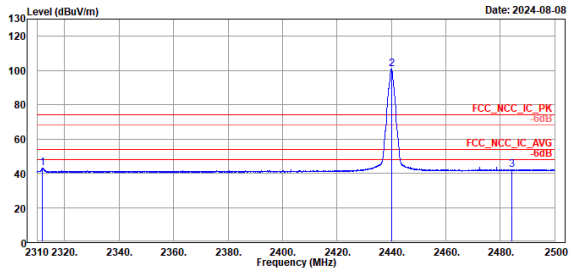

	Freq	Level	Read Level	Factor	Limit Line	Over Limit	APos	TPos	Remark	Pol/Phase	Note
	MHz	dBuV/m	dBuV	dB/m	dBuV/m	dB	cm	deg			
1	2311.85	42.90	5.19	37.71	54.00	-11.10	366	185	Average	Horizontal	
2 *	2440.00	101.07	62.81	38.26	54.00	47.07	366	185	Average	Horizontal	
3	2484.23	42.23	3.95	38.28	54.00	-11.77	366	185	Average	Horizontal	

Middle Channel (Vertical) Average

TÜVRheinland

TUV Rheinland Taiwan Ltd.
No. 458-18,Sec 2,Penliao.,Linkou Dist.,New Taipei City 244, Taiwan(R.O.C.)
Tel:+886-2172-1000 Fax:+886-2172-1322

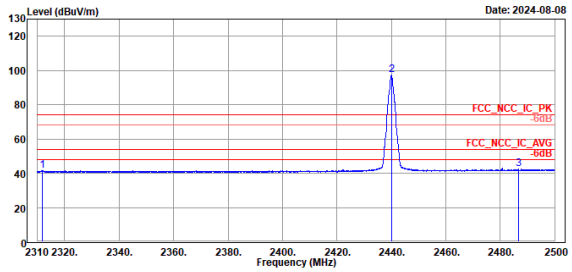

	Freq	Level	Read Level	Factor	Limit Line	Over Limit	APos	TPos	Remark	Pol/Phase	Note
	MHz	dBuV/m	dBuV	dB/m	dBuV/m	dB	cm	deg			
1	2311.85	41.41	3.70	37.71	54.00	-12.59	365	270	Average	Vertical	
2 *	2440.00	97.16	58.90	38.26	54.00	43.16	365	270	Average	Vertical	
3	2486.80	42.32	4.04	38.28	54.00	-11.68	365	270	Average	Vertical	

BLE_2M

High Channel (Horizontal) Peak

TÜV Rheinland Taiwan Ltd.
No. 458-18, Sec 2, Penliao., Linkou Dist., New Taipei City 244, Taiwan(R.O.C.)
Tel:+886-2172-1000 Fax:+886-2172-1322

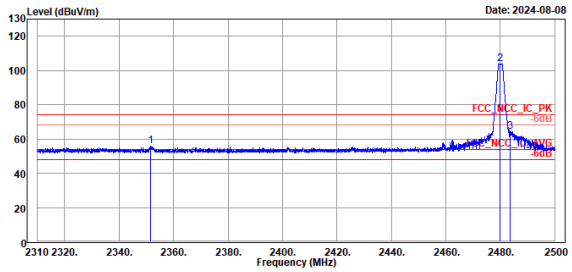

	Freq	Level	Read Level	Factor	Limit Line	Over Limit	APos	TPos	Remark	Pol/Phase	Note
	MHz	dBuV/m	dBuV	dB/m	dBuV/m	dB	cm	deg			
1	2351.52	55.75	17.85	37.90	74.00	-18.25	250	13	Peak	Horizontal	
2 *	2480.00	103.97	65.68	38.29	74.00	29.97	250	13	Peak	Horizontal	
3	2483.61	64.45	26.17	38.28	74.00	-9.55	250	13	Peak	Horizontal	

High Channel (Vertical) Peak

TÜV Rheinland Taiwan Ltd.
No. 458-18, Sec 2, Penliao., Linkou Dist., New Taipei City 244, Taiwan(R.O.C.)
Tel:+886-2172-1000 Fax:+886-2172-1322

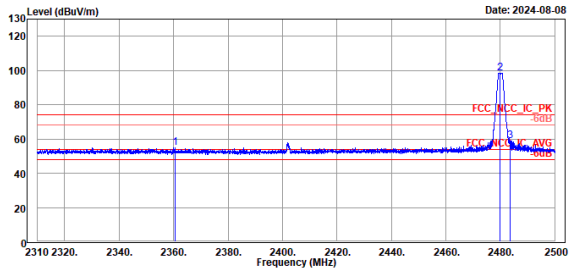

	Freq	Level	Read Level	Factor	Limit Line	Over Limit	APos	TPos	Remark	Pol/Phase	Note
	MHz	dBuV/m	dBuV	dB/m	dBuV/m	dB	cm	deg			
1	2360.54	55.06	17.13	37.93	74.00	-18.94	250	213	Peak	Vertical	
2 *	2480.00	98.61	60.32	38.29	74.00	24.61	250	213	Peak	Vertical	
3	2483.66	59.04	20.76	38.28	74.00	-14.96	250	213	Peak	Vertical	

BLE_2M

High Channel (Horizontal) Average

TÜVRheinland
TUV Rheinland Taiwan Ltd.
No. 458-18,Sec 2,Penliao.,Linkou Dist.,New Taipei City 244, Taiwan(R.O.C.)
Tel:+886-2172-1000 Fax:+886-2172-1322

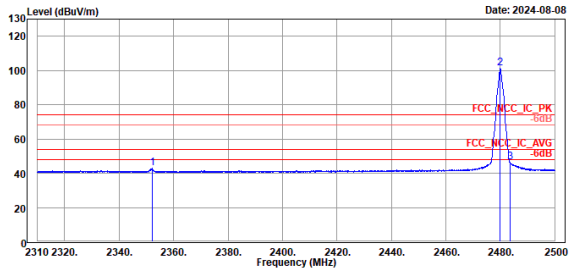

	Freq	Level	Read Level	Factor	Limit Line	Over Limit	APos	TPos	Remark	Pol/Phase	Note
	MHz	dBuV/m	dBuV	dB/m	dBuV/m	dB	cm	deg			
1	2352.09	42.92	5.02	37.90	54.00	-11.08	250	13	Average	Horizontal	
2 *	2480.00	101.09	62.80	38.29	54.00	47.09	250	13	Average	Horizontal	
3	2483.50	46.60	8.32	38.28	54.00	-7.40	250	13	Average	Horizontal	

High Channel (Vertical) Average

TÜVRheinland
TUV Rheinland Taiwan Ltd.
No. 458-18,Sec 2,Penliao.,Linkou Dist.,New Taipei City 244, Taiwan(R.O.C.)
Tel:+886-2172-1000 Fax:+886-2172-1322

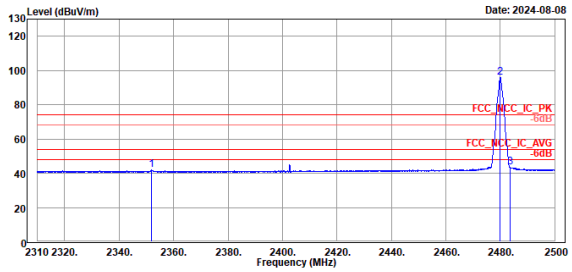

	Freq	Level	Read Level	Factor	Limit Line	Over Limit	APos	TPos	Remark	Pol/Phase	Note
	MHz	dBuV/m	dBuV	dB/m	dBuV/m	dB	cm	deg			
1	2351.94	41.93	4.03	37.90	54.00	-12.07	250	213	Average	Vertical	
2 *	2480.00	95.72	57.43	38.29	54.00	41.72	250	213	Average	Vertical	
3	2483.50	43.66	5.38	38.28	54.00	-10.34	250	213	Average	Vertical	

Spurious Emissions, Tx Mode, 9kHz ~ 30MHz

BLE_2M

High Channel (Open) 9kHz~150kHz

TUV Rheinland Taiwan Ltd.
No. 458-18, Sec 2, Penliao., Linkou Dist., New Taipei City 244, Taiwan(R.O.C.)
Tel:+886-2172-1000 Fax:+886-2172-1322

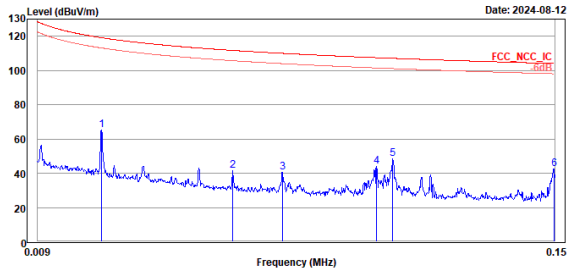

	Freq	Level	Read Level	Factor	Limit Line	Over Limit	APos	TPos	Remark	Pol/Phase	Note
	MHz	dBuV/m	dBuV	dB/m	dBuV/m	dB	cm	deg			
1	0.03	65.27	45.46	19.81	119.13	-53.86	100	74	Peak	Open	
2	0.06	41.64	22.84	18.80	111.70	-70.06	100	68	Peak	Open	
3	0.08	40.52	21.92	18.60	110.00	-69.48	100	360	Peak	Open	
4	0.10	44.19	25.65	18.54	107.47	-63.28	100	120	Peak	Open	
5	0.11	48.64	30.07	18.57	107.10	-58.46	100	140	Peak	Open	
6	0.15	42.51	23.68	18.83	104.09	-61.58	100	211	Peak	Open	

High Channel (Open) 150kHz~30MHz

TUV Rheinland Taiwan Ltd.
No. 458-18, Sec 2, Penliao., Linkou Dist., New Taipei City 244, Taiwan(R.O.C.)
Tel:+886-2172-1000 Fax:+886-2172-1322

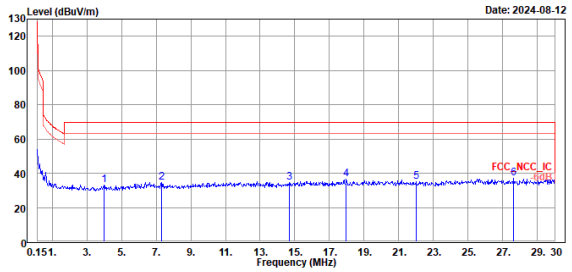

	Freq	Level	Read Level	Factor	Limit Line	Over Limit	APos	TPos	Remark	Pol/Phase	Note
	MHz	dBuV/m	dBuV	dB/m	dBuV/m	dB	cm	deg			
1	4.00	33.25	13.75	19.50	69.50	-36.25	100	273	Peak	Open	
2	7.31	34.60	13.66	20.94	69.50	-34.90	100	104	Peak	Open	
3	14.69	34.51	12.95	21.56	69.50	-34.99	100	62	Peak	Open	
4	17.97	36.58	14.06	22.52	69.50	-32.92	100	297	Peak	Open	
5	22.00	35.18	13.10	22.08	69.50	-34.32	100	207	Peak	Open	
6	27.64	36.88	13.85	23.03	69.50	-32.62	100	59	Peak	Open	

Spurious Emissions, Tx Mode, 30MHz ~ 1GHz

BLE_2M

High Channel (Horizontal)

TÜVRheinland

TUV Rheinland Taiwan Ltd.
No. 458-18, Sec 2, Penliao., Linkou Dist., New Taipei City 244, Taiwan(R.O.C.)
Tel:+886-2172-1000 Fax:+886-2172-1322

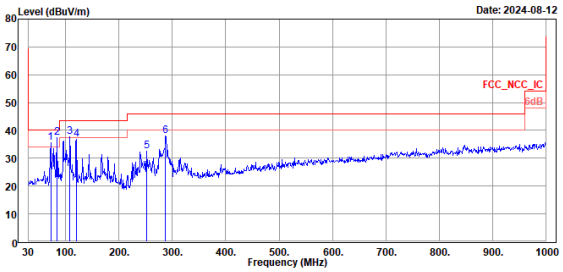

		Freq	Level	Read Level	Factor	Limit Line	Over Limit	APos	TPos	Remark	Pol/Phase	Note
		MHz	dBuV/m	dBuV	dB/m	dBuV/m	dB	cm	deg			
1	!	71.71	35.67	44.73	-9.06	40.00	-4.33	200	186	Peak	Horizontal	
2	!	83.35	37.31	49.10	-11.79	40.00	-2.69	200	186	Peak	Horizontal	
3	!	107.60	37.82	47.79	-9.97	43.50	-5.68	200	11	Peak	Horizontal	
4		120.21	36.68	45.67	-8.99	43.50	-6.82	200	11	Peak	Horizontal	
5		251.16	32.62	39.29	-6.67	46.00	-13.38	100	126	Peak	Horizontal	
6		287.05	38.03	43.65	-5.62	46.00	-7.97	100	16	Peak	Horizontal	

High Channel (Vertical)

TÜVRheinland

TUV Rheinland Taiwan Ltd.
No. 458-18, Sec 2, Penliao., Linkou Dist., New Taipei City 244, Taiwan(R.O.C.)
Tel:+886-2172-1000 Fax:+886-2172-1322

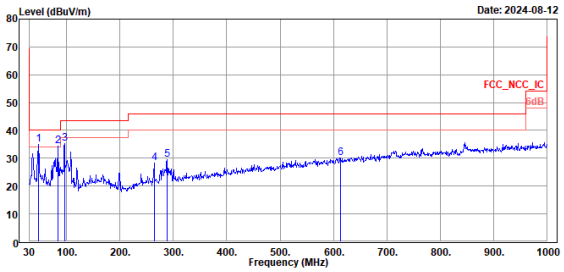

		Freq	Level	Read Level	Factor	Limit Line	Over Limit	APos	TPos	Remark	Pol/Phase	Note
		MHz	dBuV/m	dBuV	dB/m	dBuV/m	dB	cm	deg			
1	!	47.46	34.94	41.02	-6.08	40.00	-5.06	100	346	Peak	Vertical	
2	!	83.35	34.38	46.17	-11.79	40.00	-5.62	200	278	Peak	Vertical	
3		95.96	35.16	46.79	-11.63	43.50	-8.34	100	58	Peak	Vertical	
4		263.77	28.35	34.80	-6.45	46.00	-17.65	200	151	Peak	Vertical	
5		288.02	29.41	34.99	-5.58	46.00	-16.59	100	64	Peak	Vertical	
6		612.97	30.11	29.19	0.92	46.00	-15.89	100	71	Peak	Vertical	

Spurious Emissions, Tx Mode, 1GHz ~ 26.5GHz

BLE_1M

Low Channel (Horizontal)

TUV Rheinland Taiwan Ltd.
No. 458-18, Sec 2, Penliao., Linkou Dist., New Taipei City 244, Taiwan(R.O.C.)
Tel:+886-2172-1000 Fax:+886-2172-1322

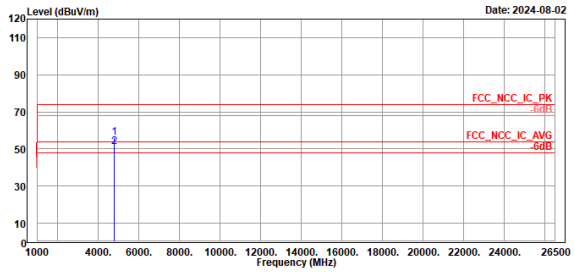

		Freq	Level	Read Level	Factor	Limit Line	Over Limit	APos	TPos	Remark	Pol/Phase	Note
		MHz	dBuV/m	dBuV	dB/m	dBuV/m	dB	cm	deg			
1		4804.00	56.25	64.48	-8.23	74.00	-17.75	301	172	Peak	Horizontal	
2	!	4804.00	51.08	59.31	-8.23	54.00	-2.92	301	172	Average	Horizontal	

Low Channel (Vertical)

TUV Rheinland Taiwan Ltd.
No. 458-18, Sec 2, Penliao., Linkou Dist., New Taipei City 244, Taiwan(R.O.C.)
Tel:+886-2172-1000 Fax:+886-2172-1322

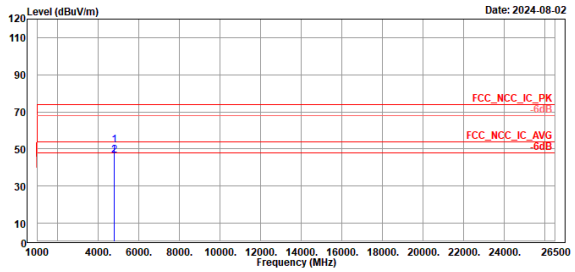

		Freq	Level	Read Level	Factor	Limit Line	Over Limit	APos	TPos	Remark	Pol/Phase	Note
		MHz	dBuV/m	dBuV	dB/m	dBuV/m	dB	cm	deg			
1		4804.00	52.16	60.39	-8.23	74.00	-21.84	353	287	Peak	Vertical	
2		4804.00	46.63	54.86	-8.23	54.00	-7.37	353	287	Average	Vertical	

BLE_1M

Middle Channel (Horizontal)

TÜVRheinland

TUV Rheinland Taiwan Ltd.
No. 458-18, Sec 2, Penliao., Linkou Dist., New Taipei City 244, Taiwan(R.O.C.)
Tel:+886-2172-1000 Fax:+886-2172-1322

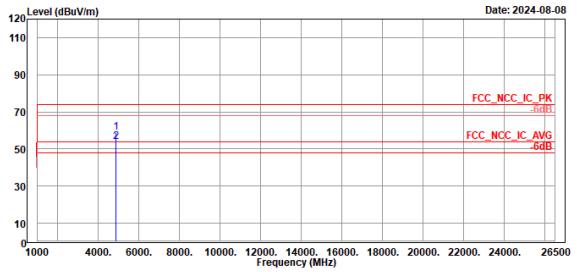

		Freq	Level	Read Level	Factor	Limit Line	Over Limit	APos	TPos	Remark	Pol/Phase	Note
		MHz	dBuV/m	dBuV	dB/m	dBuV/m	dB	cm	deg			
1		4880.00	58.65	66.80	-8.15	74.00	-15.35	264	26	Peak	Horizontal	
2	!	4880.00	53.87	62.02	-8.15	54.00	-0.13	264	26	Average	Horizontal	

Middle Channel (Vertical)

TÜVRheinland

TUV Rheinland Taiwan Ltd.
No. 458-18, Sec 2, Penliao., Linkou Dist., New Taipei City 244, Taiwan(R.O.C.)
Tel:+886-2172-1000 Fax:+886-2172-1322

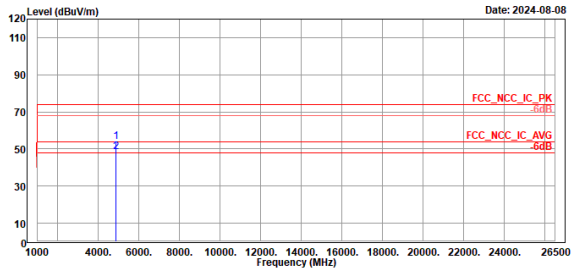

		Freq	Level	Read Level	Factor	Limit Line	Over Limit	APos	TPos	Remark	Pol/Phase	Note
		MHz	dBuV/m	dBuV	dB/m	dBuV/m	dB	cm	deg			
1		4880.00	53.76	61.91	-8.15	74.00	-20.24	266	300	Peak	Vertical	
2	!	4880.00	48.47	56.62	-8.15	54.00	-5.53	266	300	Average	Vertical	

BLE_1M

High Channel (Horizontal)

TÜV Rheinland Taiwan Ltd.
No. 458-18, Sec 2, Penliao., Linkou Dist., New Taipei City 244, Taiwan(R.O.C.)
Tel:+886-2172-1000 Fax:+886-2172-1322

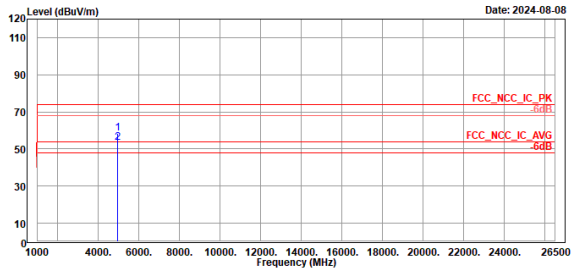

		Freq	Level	Read Level	Factor	Limit Line	Over Limit	APos	TPos	Remark	Pol/Phase	Note
		MHz	dBuV/m	dBuV	dB/m	dBuV/m	dB	cm	deg			
1		4960.00	58.49	66.51	-8.02	74.00	-15.51	287	23	Peak	Horizontal	
2	!	4960.00	53.56	61.58	-8.02	54.00	-0.44	287	23	Average	Horizontal	

High Channel (Vertical)

TÜV Rheinland Taiwan Ltd.
No. 458-18, Sec 2, Penliao., Linkou Dist., New Taipei City 244, Taiwan(R.O.C.)
Tel:+886-2172-1000 Fax:+886-2172-1322

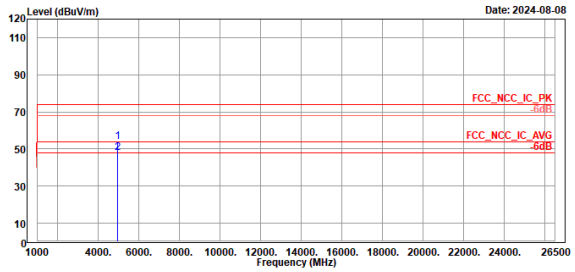

		Freq	Level	Read Level	Factor	Limit Line	Over Limit	APos	TPos	Remark	Pol/Phase	Note
		MHz	dBuV/m	dBuV	dB/m	dBuV/m	dB	cm	deg			
1		4960.00	53.66	61.68	-8.02	74.00	-20.34	303	271	Peak	Vertical	
2	!	4960.00	48.00	56.02	-8.02	54.00	-6.00	303	271	Average	Vertical	

BLE_2M

Low Channel (Horizontal)

TÜVRheinland

TUV Rheinland Taiwan Ltd.
No. 458-18,Sec 2,Penliao.,Linkou Dist.,New Taipei City 244, Taiwan(R.O.C.)
Tel:+886-2172-1000 Fax:+886-2172-1322

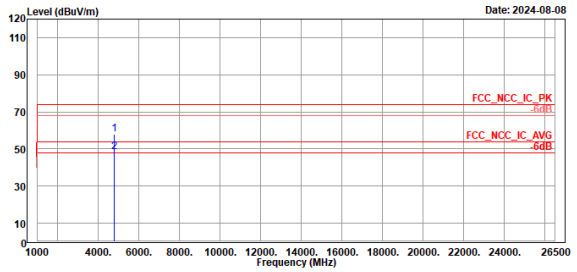

		Freq	Level	Read Level	Factor	Limit Line	Over Limit	APos	TPos	Remark	Pol/Phase	Note
		MHz	dBuV/m	dBuV	dB/m	dBuV/m	dB	cm	deg			
1		4804.00	58.17	66.40	-8.23	74.00	-15.83	268	340	Peak	Horizontal	
2	!	4804.00	48.18	56.41	-8.23	54.00	-5.82	268	340	Average	Horizontal	

Low Channel (Vertical)

TÜVRheinland

TUV Rheinland Taiwan Ltd.
No. 458-18,Sec 2,Penliao.,Linkou Dist.,New Taipei City 244, Taiwan(R.O.C.)
Tel:+886-2172-1000 Fax:+886-2172-1322

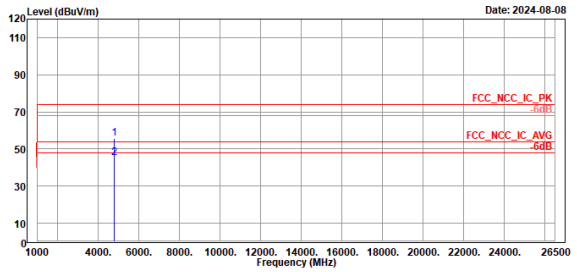

		Freq	Level	Read Level	Factor	Limit Line	Over Limit	APos	TPos	Remark	Pol/Phase	Note
		MHz	dBuV/m	dBuV	dB/m	dBuV/m	dB	cm	deg			
1		4804.00	55.49	63.72	-8.23	74.00	-18.51	100	306	Peak	Vertical	
2		4804.00	45.11	53.34	-8.23	54.00	-8.89	100	306	Average	Vertical	

BLE_2M

Middle Channel (Horizontal)

TÜVRheinland

TUV Rheinland Taiwan Ltd.
No. 458-18,Sec 2,Penliao.,Linkou Dist.,New Taipei City 244, Taiwan(R.O.C.)
Tel:+886-2172-1000 Fax:+886-2172-1322

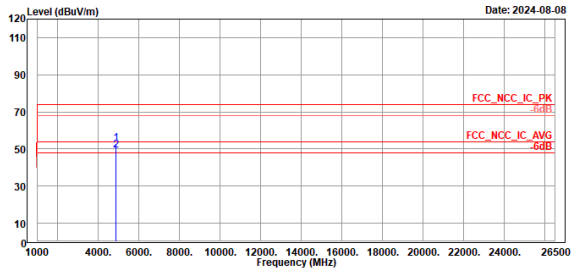

		Freq	Level	Read Level	Factor	Limit Line	Over Limit	APos	TPos	Remark	Pol/Phase	Note
		MHz	dBuV/m	dBuV	dB/m	dBuV/m	dB	cm	deg			
1		4880.00	52.90	61.05	-8.15	74.00	-21.10	264	25	Peak	Horizontal	
2	!	4880.00	49.07	57.22	-8.15	54.00	-4.93	264	25	Average	Horizontal	

Middle Channel (Vertical)

TÜVRheinland

TUV Rheinland Taiwan Ltd.
No. 458-18,Sec 2,Penliao.,Linkou Dist.,New Taipei City 244, Taiwan(R.O.C.)
Tel:+886-2172-1000 Fax:+886-2172-1322

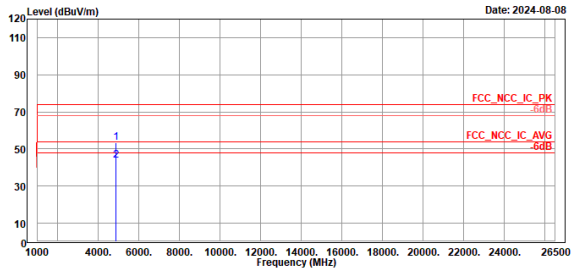

		Freq	Level	Read Level	Factor	Limit Line	Over Limit	APos	TPos	Remark	Pol/Phase	Note
		MHz	dBuV/m	dBuV	dB/m	dBuV/m	dB	cm	deg			
1		4880.00	53.37	61.52	-8.15	74.00	-20.63	100	360	Peak	Vertical	
2		4880.00	43.72	51.87	-8.15	54.00	-10.28	100	360	Average	Vertical	

BLE_2M

High Channel (Horizontal)

TUV Rheinland Taiwan Ltd.
No. 458-18, Sec 2, Penliao., Linkou Dist., New Taipei City 244, Taiwan(R.O.C.)
Tel:+886-2172-1000 Fax:+886-2172-1322

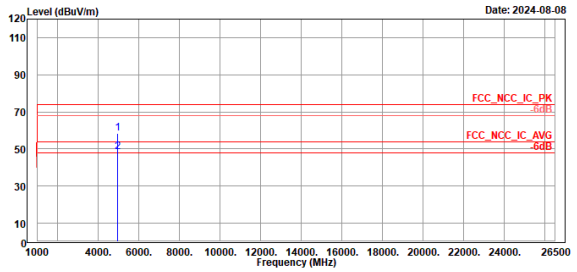

		Freq	Level	Read Level	Factor	Limit Line	Over Limit	APos	TPos	Remark	Pol/Phase	Note
		MHz	dBuV/m	dBuV	dB/m	dBuV/m	dB	cm	deg			
1		4960.00	58.19	66.21	-8.02	74.00	-15.81	288	23	Peak	Horizontal	
2	!	4960.00	48.55	56.57	-8.02	54.00	-5.45	288	23	Average	Horizontal	

High Channel (Vertical)

TUV Rheinland Taiwan Ltd.
No. 458-18, Sec 2, Penliao., Linkou Dist., New Taipei City 244, Taiwan(R.O.C.)
Tel:+886-2172-1000 Fax:+886-2172-1322

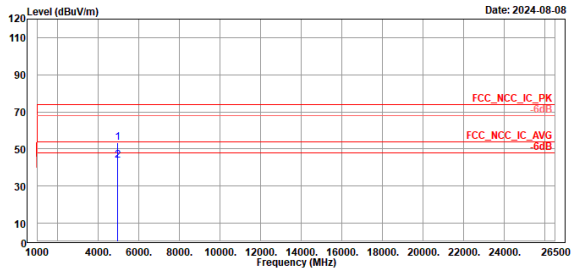

		Freq	Level	Read Level	Factor	Limit Line	Over Limit	APos	TPos	Remark	Pol/Phase	Note
		MHz	dBuV/m	dBuV	dB/m	dBuV/m	dB	cm	deg			
1		4960.00	53.43	61.45	-8.02	74.00	-20.57	303	273	Peak	Vertical	
2		4960.00	43.90	51.92	-8.02	54.00	-10.10	303	273	Average	Vertical	

Mains Conducted Emission, Tx Mode, 150kHz ~ 30MHz

Worst Band

(Line)

TÜVRheinland

TÜV Rheinland Taiwan Ltd.
No. 458-18, Sec 2, Fenliao., Linkou Dist., New Taipei City 244, Taiwan(R.O.C.)
Tel:+886-2172-1000 Fax:+886-2172-1322

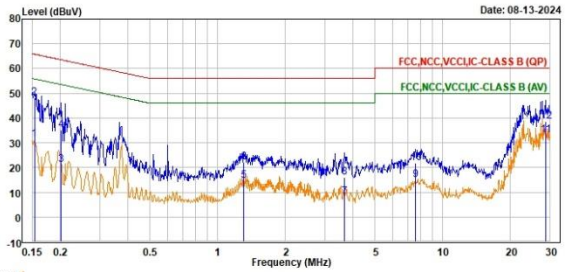

Trace: 1

	Freq	Level	Read Level	Factor	Limit Line	Over Limit	Remark	Pol/Phase	Note
	MHz	dBuV	dBuV	dB	dBuV	dB			
1	0.15	31.46	21.83	9.63	55.83	-24.37	Average	line1	
2	0.15	48.12	38.49	9.63	65.83	-17.71	QP	line1	
3	0.20	21.13	11.50	9.63	53.56	-32.43	Average	line1	
4	0.20	35.22	25.59	9.63	63.56	-28.34	QP	line1	
5	1.30	14.57	4.93	9.64	46.00	-31.43	Average	line1	
6	1.30	22.01	12.37	9.64	56.00	-33.99	QP	line1	
7	3.66	8.26	-1.42	9.68	46.00	-37.74	Average	line1	
8	3.66	15.90	6.22	9.68	56.00	-40.10	QP	line1	
9	7.58	15.05	5.31	9.74	50.00	-34.95	Average	line1	
10	7.58	21.85	12.11	9.74	60.00	-38.15	QP	line1	
11	28.68	33.06	23.32	9.74	50.00	-16.94	Average	line1	
12	28.68	38.68	28.94	9.74	60.00	-21.32	QP	line1	

(Neutral)

TÜVRheinland

TÜV Rheinland Taiwan Ltd.
No. 458-18, Sec 2, Fenliao., Linkou Dist., New Taipei City 244, Taiwan(R.O.C.)
Tel:+886-2172-1000 Fax:+886-2172-1322

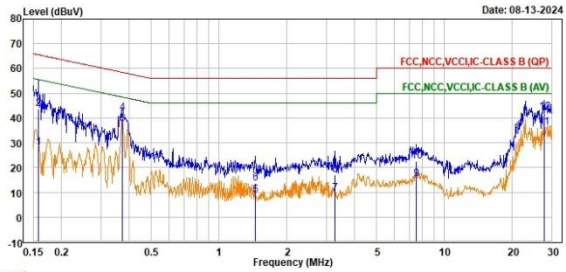

Trace: 1

	Freq	Level	Read Level	Factor	Limit Line	Over Limit	Remark	Pol/Phase	Note
	MHz	dBuV	dBuV	dB	dBuV	dB			
1	0.16	28.04	18.41	9.63	55.59	-27.55	Average	neutral	
2	0.16	43.73	34.10	9.63	65.59	-21.86	QP	neutral	
3	0.37	37.59	27.96	9.63	48.47	-10.88	Average	neutral	
4	0.37	42.18	32.55	9.63	58.47	-16.29	QP	neutral	
5	1.45	8.87	-0.78	9.65	46.00	-37.13	Average	neutral	
6	1.45	13.66	4.01	9.65	56.00	-42.34	QP	neutral	
7	3.26	9.35	-0.33	9.68	46.00	-36.65	Average	neutral	
8	3.26	16.88	7.20	9.68	56.00	-39.12	QP	neutral	
9	7.50	15.45	5.69	9.76	50.00	-34.55	Average	neutral	
10	7.50	22.67	12.91	9.76	60.00	-37.33	QP	neutral	
11	27.84	36.13	26.25	9.88	50.00	-13.87	Average	neutral	
12	27.84	42.21	32.33	9.88	60.00	-17.79	QP	neutral	

ANTX100P111B24003
Band Edges, 2.31GHz ~ 2.5GHz

BLE_1M

Low Channel (Horizontal) Peak

TÜVRheinland

TUV Rheinland Taiwan Ltd.
No. 458-18, Sec 2, Fenliao., Linkou Dist., New Taipei City 244, Taiwan(R.O.C.)
Tel:+886-2172-1000 Fax:+886-2172-1322

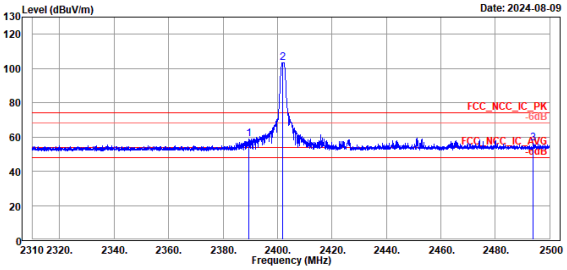

	Freq	Level	Read Level	Factor	Limit Line	Over Limit	APos	TPos	Remark	Pol/Phase	Note
	MHz	dBuV/m	dBuV	dB/m	dBuV/m	dB	cm	deg			
1	2389.37	58.58	20.56	38.02	74.00	-15.42	307	10	Peak	Horizontal	
2 *	2402.00	103.50	65.43	38.07	74.00	29.50	307	10	Peak	Horizontal	
3	2493.97	56.44	18.17	38.27	74.00	-17.56	307	10	Peak	Horizontal	

Low Channel (Vertical) Peak

TÜVRheinland

TUV Rheinland Taiwan Ltd.
No. 458-18, Sec 2, Fenliao., Linkou Dist., New Taipei City 244, Taiwan(R.O.C.)
Tel:+886-2172-1000 Fax:+886-2172-1322

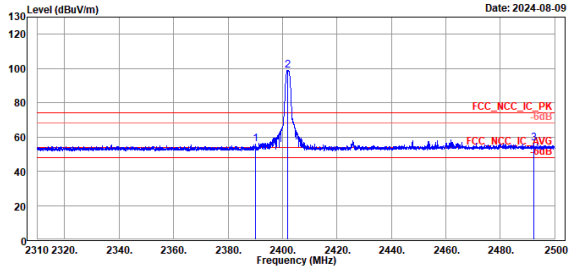

	Freq	Level	Read Level	Factor	Limit Line	Over Limit	APos	TPos	Remark	Pol/Phase	Note
	MHz	dBuV/m	dBuV	dB/m	dBuV/m	dB	cm	deg			
1	2389.99	55.63	17.61	38.02	74.00	-18.37	306	270	Peak	Vertical	
2 *	2402.00	98.78	60.71	38.07	74.00	24.78	306	270	Peak	Vertical	
3	2492.26	56.24	17.96	38.28	74.00	-17.76	306	270	Peak	Vertical	

BLE_1M

Low Channel (Horizontal) Average

TÜVRheinland

TUV Rheinland Taiwan Ltd.
No. 458-18, Sec 2, Penliao., Linkou Dist., New Taipei City 244, Taiwan(R.O.C.)
Tel:+886-2172-1000 Fax:+886-2172-1322

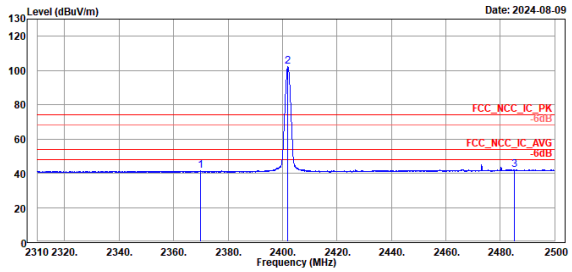

	Freq	Level	Read Level	Factor	Limit Line	Over Limit	APos	TPos	Remark	Pol/Phase	Note
	MHz	dBuV/m	dBuV	dB/m	dBuV/m	dB	cm	deg			
1	2369.95	41.47	3.51	37.96	54.00	-12.53	307	10	Average	Horizontal	
2 *	2402.00	102.41	64.34	38.07	54.00	48.41	307	10	Average	Horizontal	
3	2485.04	42.15	3.87	38.28	54.00	-11.85	307	10	Average	Horizontal	

Low Channel (Vertical) Average

TÜVRheinland

TUV Rheinland Taiwan Ltd.
No. 458-18, Sec 2, Penliao., Linkou Dist., New Taipei City 244, Taiwan(R.O.C.)
Tel:+886-2172-1000 Fax:+886-2172-1322

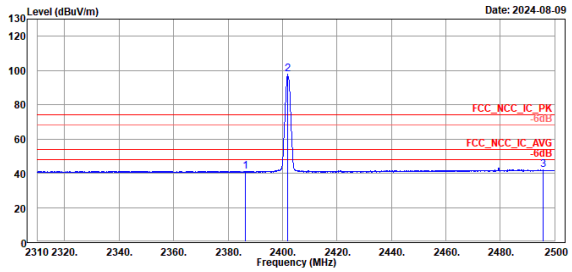

	Freq	Level	Read Level	Factor	Limit Line	Over Limit	APos	TPos	Remark	Pol/Phase	Note
	MHz	dBuV/m	dBuV	dB/m	dBuV/m	dB	cm	deg			
1	2386.33	41.22	3.21	38.01	54.00	-12.78	306	270	Average	Vertical	
2 *	2402.00	97.65	59.58	38.07	54.00	43.65	306	270	Average	Vertical	
3	2495.68	41.94	3.66	38.28	54.00	-12.06	306	270	Average	Vertical	

BLE_1M

Middle Channel (Horizontal) Peak

TÜVRheinland

TUV Rheinland Taiwan Ltd.
No. 458-18,Sec 2,Penliao.,Linkou Dist.,New Taipei City 244, Taiwan(R.O.C.)
Tel:+886-2172-1000 Fax:+886-2172-1322

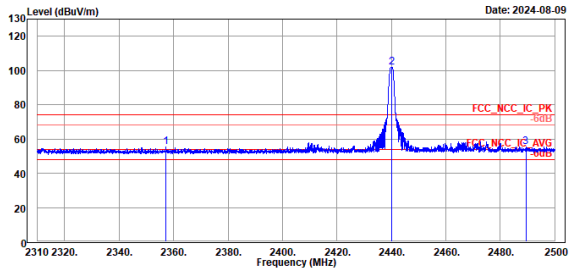

	Freq	Level	Read Level	Factor	Limit Line	Over Limit	APos	TPos	Remark	Pol/Phase	Note
	MHz	dBuV/m	dBuV	dB/m	dBuV/m	dB	cm	deg			
1	2357.12	55.39	17.47	37.92	74.00	-18.61	267	6	Peak	Horizontal	
2 *	2440.00	101.86	63.60	38.26	74.00	27.86	267	6	Peak	Horizontal	
3	2489.36	55.48	17.20	38.28	74.00	-18.52	267	6	Peak	Horizontal	

Middle Channel (Vertical) Peak

TÜVRheinland

TUV Rheinland Taiwan Ltd.
No. 458-18,Sec 2,Penliao.,Linkou Dist.,New Taipei City 244, Taiwan(R.O.C.)
Tel:+886-2172-1000 Fax:+886-2172-1322

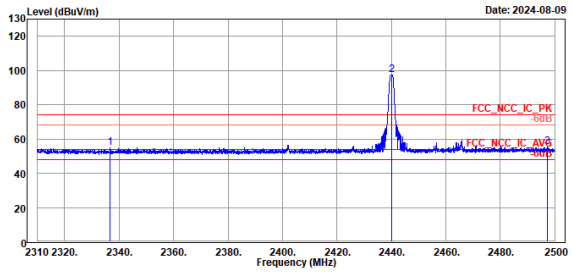

	Freq	Level	Read Level	Factor	Limit Line	Over Limit	APos	TPos	Remark	Pol/Phase	Note
	MHz	dBuV/m	dBuV	dB/m	dBuV/m	dB	cm	deg			
1	2336.70	55.09	17.26	37.83	74.00	-18.91	328	115	Peak	Vertical	
2 *	2440.00	97.35	59.09	38.26	74.00	23.35	328	115	Peak	Vertical	
3	2497.34	55.30	17.02	38.28	74.00	-18.70	328	115	Peak	Vertical	

BLE_1M

Middle Channel (Horizontal) Average

TÜVRheinland

TUV Rheinland Taiwan Ltd.
No. 458-18,Sec 2,Penliao.,Linkou Dist.,New Taipei City 244, Taiwan(R.O.C.)
Tel:+886-2172-1000 Fax:+886-2172-1322

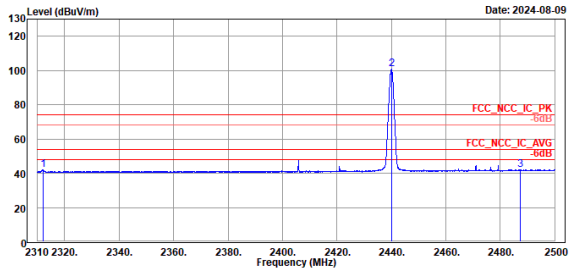

	Freq	Level	Read Level	Factor	Limit Line	Over Limit	APos	TPos	Remark	Pol/Phase	Note
	MHz	dBuV/m	dBuV	dB/m	dBuV/m	dB	cm	deg			
1	2312.00	41.88	4.17	37.71	54.00	-12.12	267	6	Average	Horizontal	
2 *	2440.00	100.65	62.39	38.26	54.00	46.65	267	6	Average	Horizontal	
3	2487.37	42.09	3.80	38.29	54.00	-11.91	267	6	Average	Horizontal	

Middle Channel (Vertical) Average

TÜVRheinland

TUV Rheinland Taiwan Ltd.
No. 458-18,Sec 2,Penliao.,Linkou Dist.,New Taipei City 244, Taiwan(R.O.C.)
Tel:+886-2172-1000 Fax:+886-2172-1322

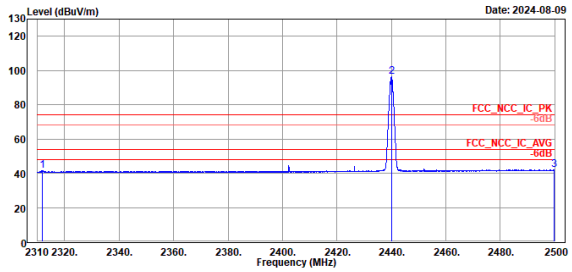

	Freq	Level	Read Level	Factor	Limit Line	Over Limit	APos	TPos	Remark	Pol/Phase	Note
	MHz	dBuV/m	dBuV	dB/m	dBuV/m	dB	cm	deg			
1	2311.90	41.54	3.83	37.71	54.00	-12.46	328	115	Average	Vertical	
2 *	2440.00	96.21	57.95	38.26	54.00	42.21	328	115	Average	Vertical	
3	2499.86	41.97	3.70	38.27	54.00	-12.03	328	115	Average	Vertical	

BLE_1M

High Channel (Horizontal) Peak

TUV Rheinland Taiwan Ltd.
No. 458-18, Sec 2, Penliao., Linkou Dist., New Taipei City 244, Taiwan(R.O.C.)
Tel:+886-2172-1000 Fax:+886-2172-1322

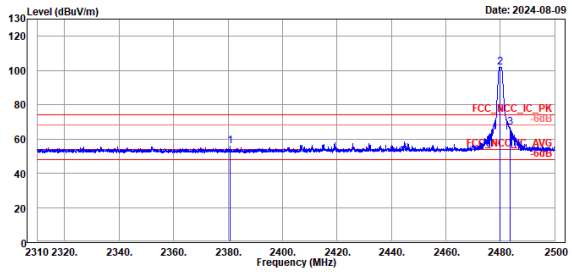

	Freq	Level	Read Level	Factor	Limit Line	Over Limit	APos	TPos	Remark	Pol/Phase	Note
	MHz	dBuV/m	dBuV	dB/m	dBuV/m	dB	cm	deg			
1	2380.68	55.76	17.77	37.99	74.00	-18.24	260	8	Peak	Horizontal	
2 *	2480.00	101.84	63.55	38.29	74.00	27.84	260	8	Peak	Horizontal	
3	2483.57	66.77	28.49	38.28	74.00	-7.23	260	8	Peak	Horizontal	

High Channel (Vertical) Peak

TUV Rheinland Taiwan Ltd.
No. 458-18, Sec 2, Penliao., Linkou Dist., New Taipei City 244, Taiwan(R.O.C.)
Tel:+886-2172-1000 Fax:+886-2172-1322

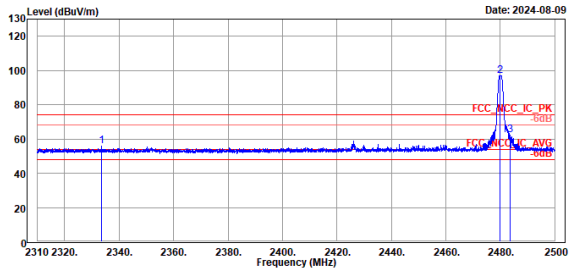

	Freq	Level	Read Level	Factor	Limit Line	Over Limit	APos	TPos	Remark	Pol/Phase	Note
	MHz	dBuV/m	dBuV	dB/m	dBuV/m	dB	cm	deg			
1	2333.61	55.62	17.81	37.81	74.00	-18.38	360	101	Peak	Vertical	
2 *	2480.00	97.07	58.78	38.29	74.00	23.07	360	101	Peak	Vertical	
3	2483.50	62.40	24.12	38.28	74.00	-11.60	360	101	Peak	Vertical	

BLE_1M

High Channel (Horizontal) Average

TUV Rheinland Taiwan Ltd.
No. 458-18, Sec 2, Penliao., Linkou Dist., New Taipei City 244, Taiwan(R.O.C.)
Tel:+886-2172-1000 Fax:+886-2172-1322

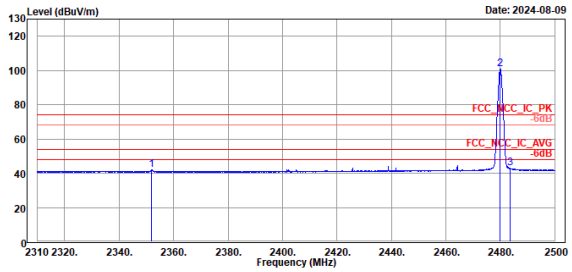

	Freq	Level	Read Level	Factor	Limit Line	Over Limit	APos	TPos	Remark	Pol/Phase	Note
	MHz	dBuV/m	dBuV	dB/m	dBuV/m	dB	cm	deg			
1	2351.85	42.08	4.18	37.90	54.00	-11.92	260	8	Average	Horizontal	
2 *	2480.00	100.72	62.43	38.29	54.00	46.72	260	8	Average	Horizontal	
3	2483.57	43.05	4.77	38.28	54.00	-10.95	260	8	Average	Horizontal	

High Channel (Vertical) Average

TUV Rheinland Taiwan Ltd.
No. 458-18, Sec 2, Penliao., Linkou Dist., New Taipei City 244, Taiwan(R.O.C.)
Tel:+886-2172-1000 Fax:+886-2172-1322

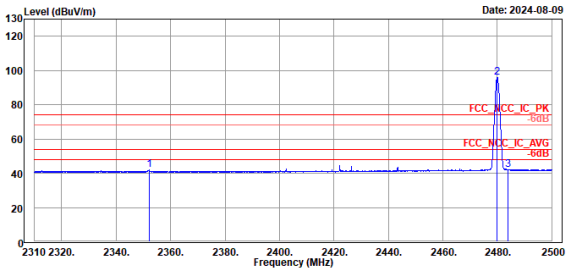

	Freq	Level	Read Level	Factor	Limit Line	Over Limit	APos	TPos	Remark	Pol/Phase	Note
	MHz	dBuV/m	dBuV	dB/m	dBuV/m	dB	cm	deg			
1	2352.13	41.79	3.89	37.90	54.00	-12.21	360	101	Average	Vertical	
2 *	2480.00	95.74	57.45	38.29	54.00	41.74	360	101	Average	Vertical	
3	2483.90	42.17	3.89	38.28	54.00	-11.83	360	101	Average	Vertical	

BLE_2M

Low Channel (Horizontal) Peak

TÜVRheinland

TUV Rheinland Taiwan Ltd.
No. 458-18, Sec 2, Penliao., Linkou Dist., New Taipei City 244, Taiwan(R.O.C.)
Tel:+886-2172-1000 Fax:+886-2172-1322

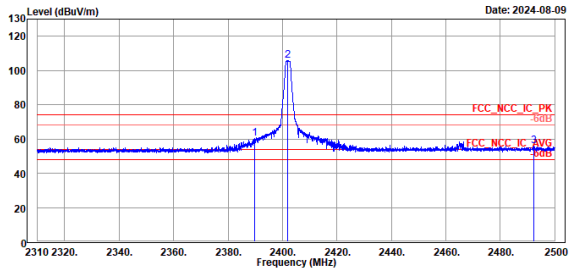

	Freq	Level	Read Level	Factor	Limit Line	Over Limit	APos	TPos	Remark	Pol/Phase	Note
	MHz	dBuV/m	dBuV	dB/m	dBuV/m	dB	cm	deg			
1	2389.85	60.22	22.20	38.02	74.00	-13.78	275	2	Peak	Horizontal	
2 *	2402.00	105.55	67.48	38.07	74.00	31.55	275	2	Peak	Horizontal	
3	2492.21	55.76	17.48	38.28	74.00	-18.24	275	2	Peak	Horizontal	

Low Channel (Vertical) Peak

TÜVRheinland

TUV Rheinland Taiwan Ltd.
No. 458-18, Sec 2, Penliao., Linkou Dist., New Taipei City 244, Taiwan(R.O.C.)
Tel:+886-2172-1000 Fax:+886-2172-1322

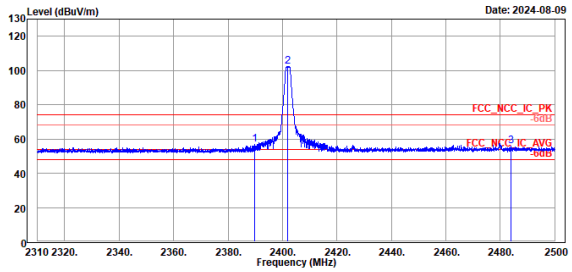

	Freq	Level	Read Level	Factor	Limit Line	Over Limit	APos	TPos	Remark	Pol/Phase	Note
	MHz	dBuV/m	dBuV	dB/m	dBuV/m	dB	cm	deg			
1	2389.90	56.72	18.70	38.02	74.00	-17.28	343	97	Peak	Vertical	
2 *	2402.00	102.16	64.09	38.07	74.00	28.16	343	97	Peak	Vertical	
3	2483.80	55.63	17.35	38.28	74.00	-18.37	343	97	Peak	Vertical	

BLE_2M

Low Channel (Horizontal) Average

TÜVRheinland

TUV Rheinland Taiwan Ltd.
No. 458-18, Sec 2, Penliao., Linkou Dist., New Taipei City 244, Taiwan(R.O.C.)
Tel:+886-2172-1000 Fax:+886-2172-1322

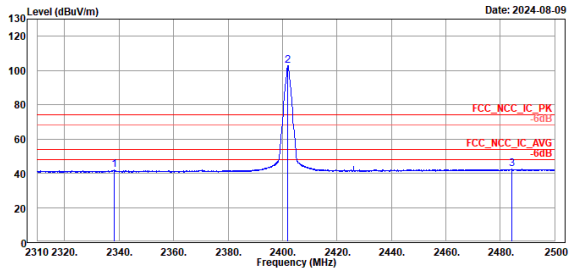

	Freq	Level	Read Level	Factor	Limit Line	Over Limit	APos	TPos	Remark	Pol/Phase	Note
	MHz	dBuV/m	dBuV	dB/m	dBuV/m	dB	cm	deg			
1	2338.26	41.99	4.15	37.84	54.00	-12.01	275	2	Average	Horizontal	
2 *	2402.00	102.69	64.62	38.07	54.00	48.69	275	2	Average	Horizontal	
3	2484.23	42.37	4.09	38.28	54.00	-11.63	275	2	Average	Horizontal	

Low Channel (Vertical) Average

TÜVRheinland

TUV Rheinland Taiwan Ltd.
No. 458-18, Sec 2, Penliao., Linkou Dist., New Taipei City 244, Taiwan(R.O.C.)
Tel:+886-2172-1000 Fax:+886-2172-1322

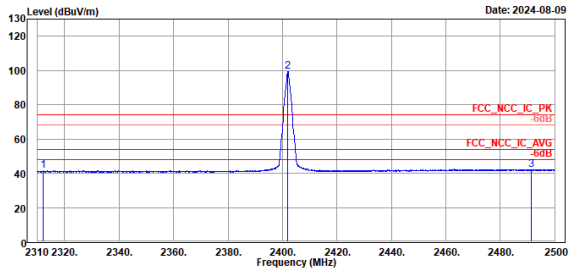

	Freq	Level	Read Level	Factor	Limit Line	Over Limit	APos	TPos	Remark	Pol/Phase	Note
	MHz	dBuV/m	dBuV	dB/m	dBuV/m	dB	cm	deg			
1	2312.23	41.49	3.78	37.71	54.00	-12.51	343	97	Average	Vertical	
2 *	2402.00	99.26	61.19	38.07	54.00	45.26	343	97	Average	Vertical	
3	2491.36	42.24	3.96	38.28	54.00	-11.76	343	97	Average	Vertical	

BLE_2M

Middle Channel (Horizontal) Peak

TÜVRheinland

TUV Rheinland Taiwan Ltd.
No. 458-18,Sec 2,Fenliao.,Linkou Dist.,New Taipei City 244, Taiwan(R.O.C.)
Tel:+886-2172-1000 Fax:+886-2172-1322

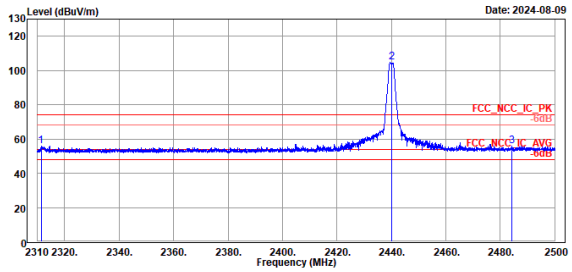

	Freq	Level	Read Level	Factor	Limit Line	Over Limit	APos	TPos	Remark	Pol/Phase	Note
	MHz	dBuV/m	dBuV	dB/m	dBuV/m	dB	cm	deg			
1	2311.33	55.99	18.29	37.70	74.00	-18.01	268	14	Peak	Horizontal	
2 *	2440.00	104.55	66.29	38.26	74.00	30.55	268	14	Peak	Horizontal	
3	2484.28	56.02	17.74	38.28	74.00	-17.98	268	14	Peak	Horizontal	

Middle Channel (Vertical) Peak

TÜVRheinland

TUV Rheinland Taiwan Ltd.
No. 458-18,Sec 2,Fenliao.,Linkou Dist.,New Taipei City 244, Taiwan(R.O.C.)
Tel:+886-2172-1000 Fax:+886-2172-1322

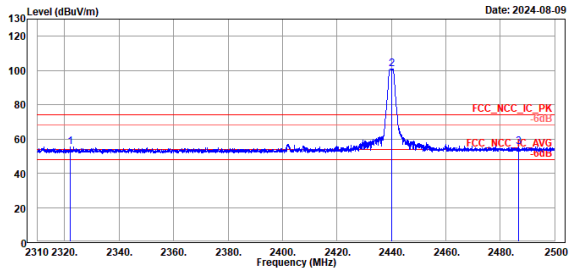

	Freq	Level	Read Level	Factor	Limit Line	Over Limit	APos	TPos	Remark	Pol/Phase	Note
	MHz	dBuV/m	dBuV	dB/m	dBuV/m	dB	cm	deg			
1	2322.07	55.49	17.73	37.76	74.00	-18.51	328	102	Peak	Vertical	
2 *	2440.00	101.02	62.76	38.26	74.00	27.02	328	102	Peak	Vertical	
3	2486.84	55.36	17.07	38.29	74.00	-18.64	328	102	Peak	Vertical	

BLE_2M

Middle Channel (Horizontal) Average

TÜVRheinland

TUV Rheinland Taiwan Ltd.
No. 458-18,Sec 2,Penliao.,Linkou Dist.,New Taipei City 244, Taiwan(R.O.C.)
Tel:+886-2172-1000 Fax:+886-2172-1322

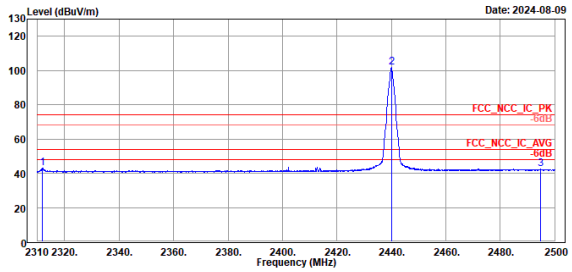

	Freq	Level	Read Level	Factor	Limit Line	Over Limit	APos	TPos	Remark	Pol/Phase	Note
	MHz	dBuV/m	dBuV	dB/m	dBuV/m	dB	cm	deg			
1	2311.76	42.88	5.17	37.71	54.00	-11.12	268	14	Average	Horizontal	
2 *	2440.00	101.62	63.36	38.26	54.00	47.62	268	14	Average	Horizontal	
3	2494.92	42.36	4.09	38.27	54.00	-11.64	268	14	Average	Horizontal	

Middle Channel (Vertical) Average

TÜVRheinland

TUV Rheinland Taiwan Ltd.
No. 458-18,Sec 2,Penliao.,Linkou Dist.,New Taipei City 244, Taiwan(R.O.C.)
Tel:+886-2172-1000 Fax:+886-2172-1322

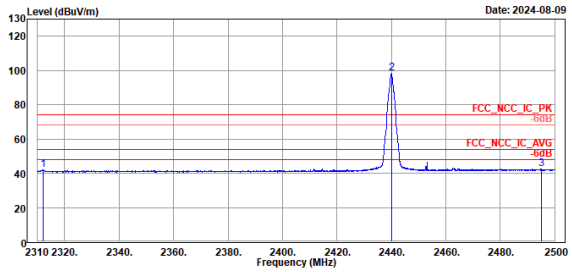

	Freq	Level	Read Level	Factor	Limit Line	Over Limit	APos	TPos	Remark	Pol/Phase	Note
	MHz	dBuV/m	dBuV	dB/m	dBuV/m	dB	cm	deg			
1	2312.23	41.99	4.28	37.71	54.00	-12.01	328	102	Average	Vertical	
2 *	2440.00	98.15	59.89	38.26	54.00	44.15	328	102	Average	Vertical	
3	2494.97	42.48	4.21	38.27	54.00	-11.52	328	102	Average	Vertical	

BLE_2M

High Channel (Horizontal) Peak

TÜVRheinland

TUV Rheinland Taiwan Ltd.
No. 458-18,Sec 2,Penliao.,Linkou Dist.,New Taipei City 244, Taiwan(R.O.C.)
Tel:+886-2172-1000 Fax:+886-2172-1322

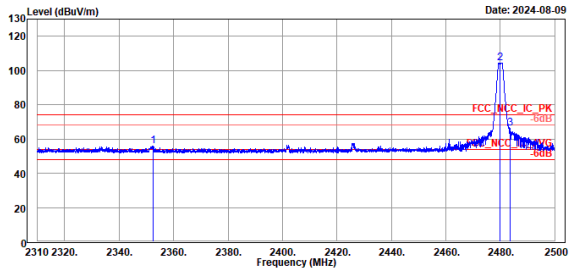

	Freq	Level	Read Level	Factor	Limit Line	Over Limit	APos	TPos	Remark	Pol/Phase	Note
	MHz	dBuV/m	dBuV	dB/m	dBuV/m	dB	cm	deg			
1	2352.56	56.05	18.14	37.91	74.00	-17.95	259	15	Peak	Horizontal	
2 *	2480.00	104.53	66.24	38.29	74.00	30.53	259	15	Peak	Horizontal	
3	2483.50	66.32	28.04	38.28	74.00	-7.68	259	15	Peak	Horizontal	

High Channel (Vertical) Peak

TÜVRheinland

TUV Rheinland Taiwan Ltd.
No. 458-18,Sec 2,Penliao.,Linkou Dist.,New Taipei City 244, Taiwan(R.O.C.)
Tel:+886-2172-1000 Fax:+886-2172-1322

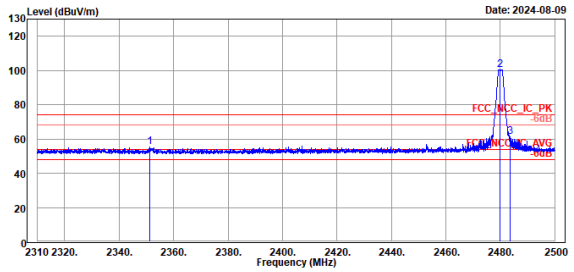

	Freq	Level	Read Level	Factor	Limit Line	Over Limit	APos	TPos	Remark	Pol/Phase	Note
	MHz	dBuV/m	dBuV	dB/m	dBuV/m	dB	cm	deg			
1	2351.28	55.13	17.23	37.90	74.00	-18.87	360	102	Peak	Vertical	
2 *	2480.00	100.54	62.25	38.29	74.00	26.54	360	102	Peak	Vertical	
3	2483.66	61.17	22.89	38.28	74.00	-12.83	360	102	Peak	Vertical	

BLE_2M

High Channel (Horizontal) Average

TÜVRheinland

TUV Rheinland Taiwan Ltd.
No. 458-18, Sec 2, Penliao., Linkou Dist., New Taipei City 244, Taiwan(R.O.C.)
Tel:+886-2172-1000 Fax:+886-2172-1322

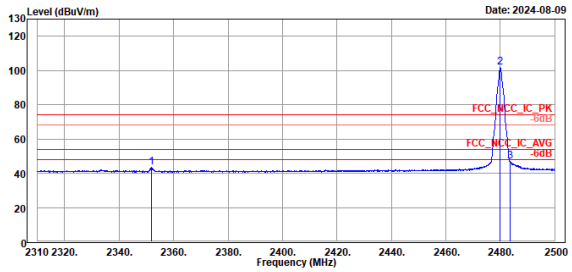

	Freq	Level	Read Level	Factor	Limit Line	Over Limit	APos	TPos	Remark	Pol/Phase	Note
	MHz	dBuV/m	dBuV	dB/m	dBuV/m	dB	cm	deg			
1	2351.99	43.38	5.48	37.90	54.00	-10.62	259	15	Average	Horizontal	
2 *	2480.00	101.61	63.32	38.29	54.00	47.61	259	15	Average	Horizontal	
3	2483.52	47.18	8.90	38.28	54.00	-6.82	259	15	Average	Horizontal	

High Channel (Vertical) Average

TÜVRheinland

TUV Rheinland Taiwan Ltd.
No. 458-18, Sec 2, Penliao., Linkou Dist., New Taipei City 244, Taiwan(R.O.C.)
Tel:+886-2172-1000 Fax:+886-2172-1322

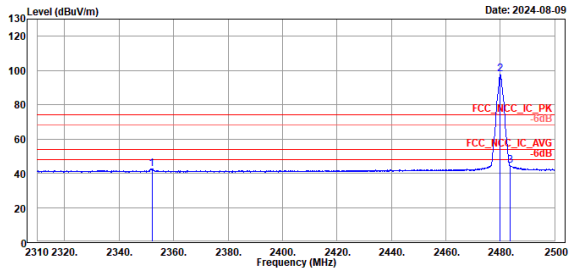

	Freq	Level	Read Level	Factor	Limit Line	Over Limit	APos	TPos	Remark	Pol/Phase	Note
	MHz	dBuV/m	dBuV	dB/m	dBuV/m	dB	cm	deg			
1	2352.04	42.56	4.66	37.90	54.00	-11.44	360	102	Average	Vertical	
2 *	2480.00	97.65	59.36	38.29	54.00	43.65	360	102	Average	Vertical	
3	2483.50	44.60	6.32	38.28	54.00	-9.40	360	102	Average	Vertical	

Spurious Emissions, Tx Mode, 9kHz ~ 30MHz

BLE_2M

High Channel (Open) 9kHz~150kHz

TUV Rheinland Taiwan Ltd.
No. 458-18, Sec 2, Penliao., Linkou Dist., New Taipei City 244, Taiwan(R.O.C.)
Tel:+886-2172-1000 Fax:+886-2172-1322

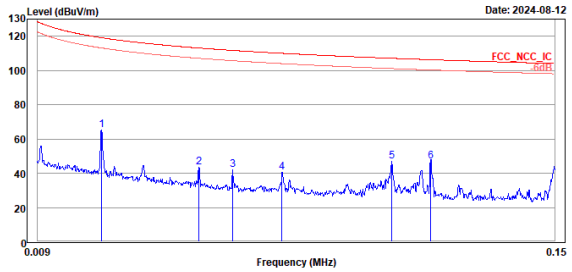

	Freq	Level	Read Level	Factor	Limit Line	Over Limit	APos	TPos	Remark	Pol/Phase	Note
	MHz	dBuV/m	dBuV	dB/m	dBuV/m	dB	cm	deg			
1	0.03	65.38	45.57	19.81	119.13	-53.75	100	295	Peak	Open	
2	0.05	43.38	24.07	19.31	113.11	-69.73	100	241	Peak	Open	
3	0.06	42.22	23.42	18.80	111.70	-69.48	100	125	Peak	Open	
4	0.08	40.59	21.98	18.61	110.01	-69.42	100	344	Peak	Open	
5	0.11	46.88	28.32	18.56	107.12	-60.24	100	141	Peak	Open	
6	0.12	46.87	28.24	18.63	106.30	-59.43	100	0	Peak	Open	

High Channel (Open) 150kHz~30MHz

TUV Rheinland Taiwan Ltd.
No. 458-18, Sec 2, Penliao., Linkou Dist., New Taipei City 244, Taiwan(R.O.C.)
Tel:+886-2172-1000 Fax:+886-2172-1322

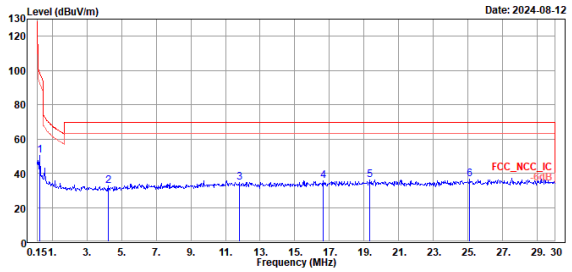

	Freq	Level	Read Level	Factor	Limit Line	Over Limit	APos	TPos	Remark	Pol/Phase	Note
	MHz	dBuV/m	dBuV	dB/m	dBuV/m	dB	cm	deg			
1	0.27	50.65	31.58	19.07	98.99	-48.34	100	115	Peak	Open	
2	4.24	32.40	12.84	19.56	69.50	-37.10	100	274	Peak	Open	
3	11.79	34.70	13.07	21.63	69.50	-34.80	100	84	Peak	Open	
4	16.66	35.45	13.24	22.21	69.50	-34.05	100	339	Peak	Open	
5	19.34	36.05	13.40	22.65	69.50	-33.45	100	142	Peak	Open	
6	25.10	36.68	13.51	23.17	69.50	-32.82	100	67	Peak	Open	

Spurious Emissions, Tx Mode, 30MHz ~ 1GHz

BLE_2M

High Channel (Horizontal)

TÜVRheinland

TUV Rheinland Taiwan Ltd.
No. 458-18,Sec 2,Fenliao.,Linkou Dist.,New Taipei City 244, Taiwan(R.O.C.)
Tel:+886-2172-1000 Fax:+886-2172-1322

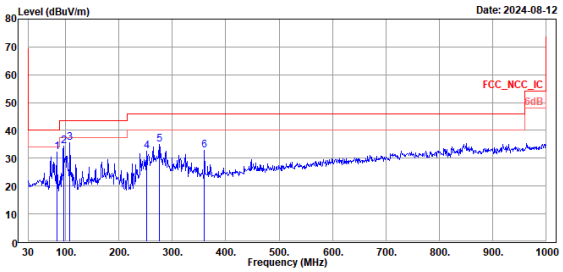

	Freq	Level	Read Level	Factor	Limit Line	Over Limit	APos	TPos	Remark	Pol/Phase	Note
	MHz	dBuV/m	dBuV	dB/m	dBuV/m	dB	cm	deg			
1	83.35	32.10	43.89	-11.79	40.00	-7.90	100	215	Peak	Horizontal	
2	95.96	34.43	46.06	-11.63	43.50	-9.07	100	201	Peak	Horizontal	
3	107.60	35.67	45.64	-9.97	43.50	-7.83	100	186	Peak	Horizontal	
4	251.16	32.58	39.25	-6.67	46.00	-13.42	100	152	Peak	Horizontal	
5	275.41	34.93	40.97	-6.04	46.00	-11.07	100	109	Peak	Horizontal	
6	359.80	32.85	36.97	-4.12	46.00	-13.15	100	238	Peak	Horizontal	

High Channel (Vertical)

TÜVRheinland

TUV Rheinland Taiwan Ltd.
No. 458-18,Sec 2,Fenliao.,Linkou Dist.,New Taipei City 244, Taiwan(R.O.C.)
Tel:+886-2172-1000 Fax:+886-2172-1322

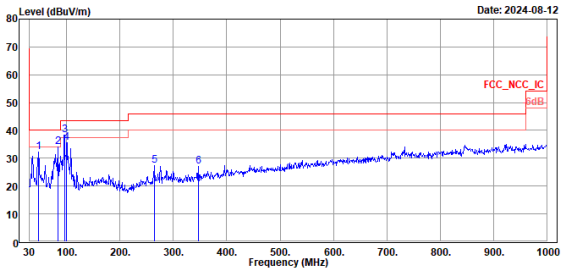

	Freq	Level	Read Level	Factor	Limit Line	Over Limit	APos	TPos	Remark	Pol/Phase	Note
	MHz	dBuV/m	dBuV	dB/m	dBuV/m	dB	cm	deg			
1	46.49	32.30	38.43	-6.13	40.00	-7.70	100	262	Peak	Vertical	
2 !	83.35	34.21	46.00	-11.79	40.00	-5.79	100	41	Peak	Vertical	
3 !	95.96	38.41	50.04	-11.63	43.50	-5.09	100	28	Peak	Vertical	
4	99.84	35.55	46.63	-11.08	43.50	-7.95	100	68	Peak	Vertical	
5	263.77	27.48	33.93	-6.45	46.00	-18.52	100	48	Peak	Vertical	
6	346.22	27.20	31.60	-4.40	46.00	-18.80	100	40	Peak	Vertical	

Spurious Emissions, Tx Mode, 1GHz ~ 26.5GHz

BLE_1M

Low Channel (Horizontal)

TÜVRheinland

TUV Rheinland Taiwan Ltd.
No. 458-18, Sec 2, Penliao., Linkou Dist., New Taipei City 244, Taiwan(R.O.C.)
Tel:+886-2172-1000 Fax:+886-2172-1322

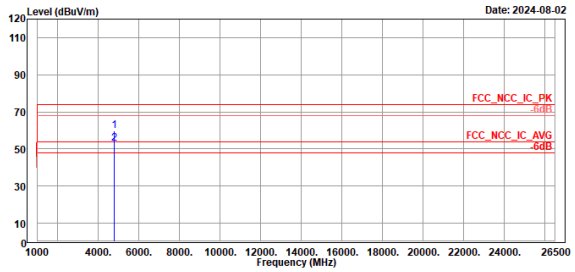

		Freq	Level	Read Level	Factor	Limit Line	Over Limit	APos	TPos	Remark	Pol/Phase	Note
		MHz	dBuV/m	dBuV	dB/m	dBuV/m	dB	cm	deg			
1		4804.00	59.74	67.97	-8.23	74.00	-14.26	280	20	Peak	Horizontal	
2	!	4804.00	52.77	61.00	-8.23	54.00	-1.23	280	20	Average	Horizontal	

Low Channel (Vertical)

TÜVRheinland

TUV Rheinland Taiwan Ltd.
No. 458-18, Sec 2, Penliao., Linkou Dist., New Taipei City 244, Taiwan(R.O.C.)
Tel:+886-2172-1000 Fax:+886-2172-1322

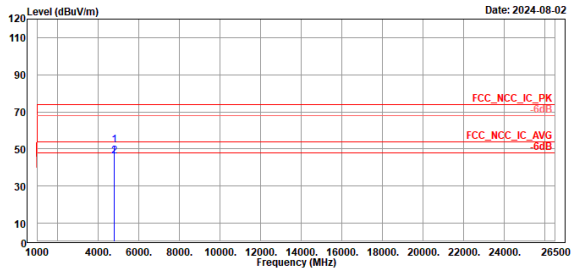

		Freq	Level	Read Level	Factor	Limit Line	Over Limit	APos	TPos	Remark	Pol/Phase	Note
		MHz	dBuV/m	dBuV	dB/m	dBuV/m	dB	cm	deg			
1		4804.00	51.87	60.10	-8.23	74.00	-22.13	345	351	Peak	Vertical	
2		4804.00	46.28	54.51	-8.23	54.00	-7.72	345	351	Average	Vertical	

BLE_1M

Middle Channel (Horizontal)

TÜVRheinland

TUV Rheinland Taiwan Ltd.
No. 458-18,Sec 2,Penliao.,Linkou Dist.,New Taipei City 244, Taiwan(R.O.C.)
Tel:+886-2172-1000 Fax:+886-2172-1322

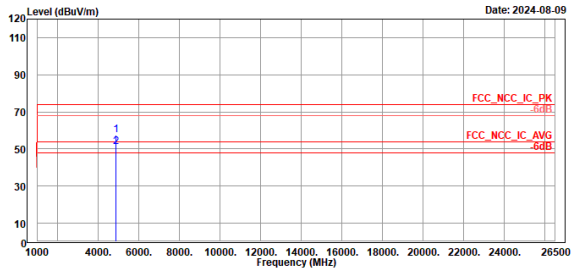

		Freq	Level	Read Level	Factor	Limit Line	Over Limit	APos	TPos	Remark	Pol/Phase	Note
		MHz	dBuV/m	dBuV	dB/m	dBuV/m	dB	cm	deg			
1		4880.00	57.27	65.42	-8.15	74.00	-16.73	113	17	Peak	Horizontal	
2	!	4880.00	51.23	59.38	-8.15	54.00	-2.77	113	17	Average	Horizontal	

Middle Channel (Vertical)

TÜVRheinland

TUV Rheinland Taiwan Ltd.
No. 458-18,Sec 2,Penliao.,Linkou Dist.,New Taipei City 244, Taiwan(R.O.C.)
Tel:+886-2172-1000 Fax:+886-2172-1322

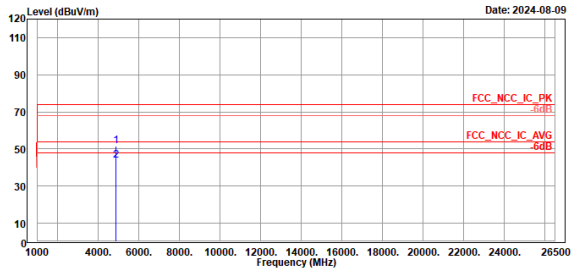

		Freq	Level	Read Level	Factor	Limit Line	Over Limit	APos	TPos	Remark	Pol/Phase	Note
		MHz	dBuV/m	dBuV	dB/m	dBuV/m	dB	cm	deg			
1		4880.00	51.40	59.55	-8.15	74.00	-22.60	385	219	Peak	Vertical	
2		4880.00	43.96	52.11	-8.15	54.00	-10.04	385	219	Average	Vertical	

BLE_1M

High Channel (Horizontal)

TÜVRheinland

TUV Rheinland Taiwan Ltd.
No. 458-18,Sec 2,Penliao.,Linkou Dist.,New Taipei City 244, Taiwan(R.O.C.)
Tel:+886-2172-1000 Fax:+886-2172-1322

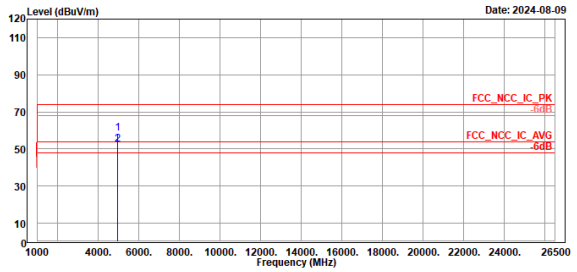

		Freq	Level	Read Level	Factor	Limit Line	Over Limit	APos	TPos	Remark	Pol/Phase	Note
		MHz	dBuV/m	dBuV	dB/m	dBuV/m	dB	cm	deg			
1		4960.00	58.49	66.51	-8.02	74.00	-15.51	100	30	Peak	Horizontal	
2	!	4960.00	52.41	60.43	-8.02	54.00	-1.59	100	30	Average	Horizontal	

High Channel (Vertical)

TÜVRheinland

TUV Rheinland Taiwan Ltd.
No. 458-18,Sec 2,Penliao.,Linkou Dist.,New Taipei City 244, Taiwan(R.O.C.)
Tel:+886-2172-1000 Fax:+886-2172-1322

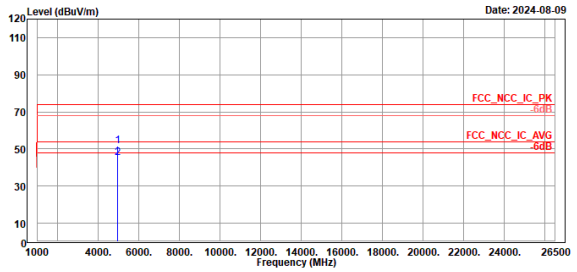

		Freq	Level	Read Level	Factor	Limit Line	Over Limit	APos	TPos	Remark	Pol/Phase	Note
		MHz	dBuV/m	dBuV	dB/m	dBuV/m	dB	cm	deg			
1		4960.00	51.46	59.48	-8.02	74.00	-22.54	354	222	Peak	Vertical	
2		4960.00	45.24	53.26	-8.02	54.00	-8.76	354	222	Average	Vertical	

BLE_2M

Low Channel (Horizontal)

TÜVRheinland

TUV Rheinland Taiwan Ltd.
No. 458-18,Sec 2,Penliao.,Linkou Dist.,New Taipei City 244, Taiwan(R.O.C.)
Tel:+886-2172-1000 Fax:+886-2172-1322

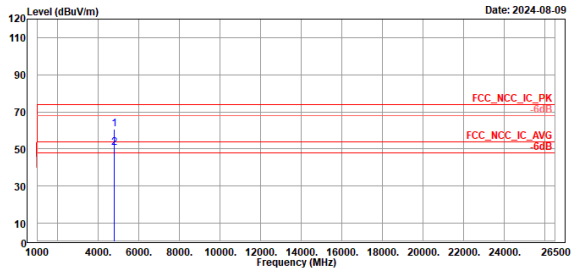

		Freq	Level	Read Level	Factor	Limit Line	Over Limit	APos	TPos	Remark	Pol/Phase	Note
		MHz	dBuV/m	dBuV	dB/m	dBuV/m	dB	cm	deg			
1		4804.00	60.59	68.82	-8.23	74.00	-13.41	314	10	Peak	Horizontal	
2	!	4804.00	50.71	58.94	-8.23	54.00	-3.29	314	10	Average	Horizontal	

Low Channel (Vertical)

TÜVRheinland

TUV Rheinland Taiwan Ltd.
No. 458-18,Sec 2,Penliao.,Linkou Dist.,New Taipei City 244, Taiwan(R.O.C.)
Tel:+886-2172-1000 Fax:+886-2172-1322

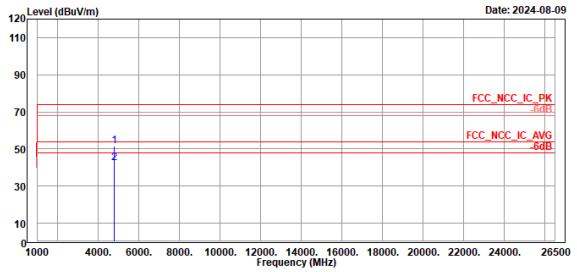

		Freq	Level	Read Level	Factor	Limit Line	Over Limit	APos	TPos	Remark	Pol/Phase	Note
		MHz	dBuV/m	dBuV	dB/m	dBuV/m	dB	cm	deg			
1		4804.00	51.78	60.01	-8.23	74.00	-22.22	314	187	Peak	Vertical	
2		4804.00	42.56	50.79	-8.23	54.00	-11.44	314	187	Average	Vertical	

BLE_2M

Middle Channel (Horizontal)

TÜVRheinland

TUV Rheinland Taiwan Ltd.
No. 458-18,Sec 2,Penliao.,Linkou Dist.,New Taipei City 244, Taiwan(R.O.C.)
Tel:+886-2172-1000 Fax:+886-2172-1322

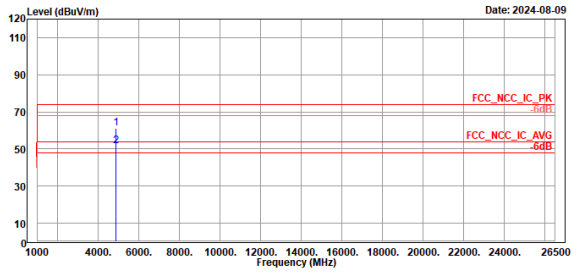

		Freq	Level	Read Level	Factor	Limit Line	Over Limit	APos	TPos	Remark	Pol/Phase	Note
		MHz	dBuV/m	dBuV	dB/m	dBuV/m	dB	cm	deg			
1		4880.00	61.19	69.34	-8.15	74.00	-12.81	100	10	Peak	Horizontal	
2	!	4880.00	51.37	59.52	-8.15	54.00	-2.63	100	10	Average	Horizontal	

Middle Channel (Vertical)

TÜVRheinland

TUV Rheinland Taiwan Ltd.
No. 458-18,Sec 2,Penliao.,Linkou Dist.,New Taipei City 244, Taiwan(R.O.C.)
Tel:+886-2172-1000 Fax:+886-2172-1322

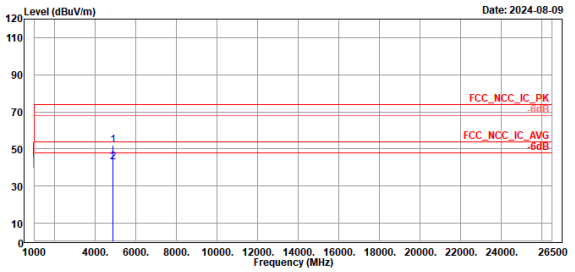

		Freq	Level	Read Level	Factor	Limit Line	Over Limit	APos	TPos	Remark	Pol/Phase	Note
		MHz	dBuV/m	dBuV	dB/m	dBuV/m	dB	cm	deg			
1		4880.00	52.20	60.35	-8.15	74.00	-21.80	100	111	Peak	Vertical	
2		4880.00	42.85	51.00	-8.15	54.00	-11.15	100	111	Average	Vertical	

BLE_2M

High Channel (Horizontal)

TUV Rheinland Taiwan Ltd.
No. 458-18, Sec 2, Penliao., Linkou Dist., New Taipei City 244, Taiwan(R.O.C.)
Tel:+886-2172-1000 Fax:+886-2172-1322

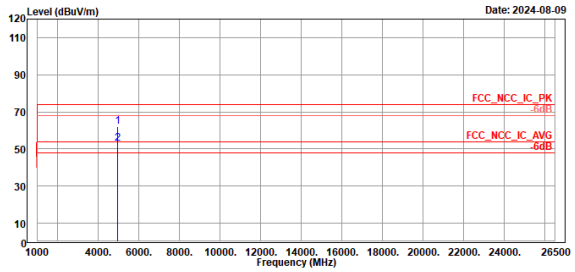

		Freq	Level	Read Level	Factor	Limit Line	Over Limit	APos	TPos	Remark	Pol/Phase	Note
		MHz	dBuV/m	dBuV	dB/m	dBuV/m	dB	cm	deg			
1		4960.00	61.93	69.95	-8.02	74.00	-12.07	100	30	Peak	Horizontal	
2	!	4960.00	52.98	61.00	-8.02	54.00	-1.02	100	30	Average	Horizontal	

High Channel (Vertical)

TUV Rheinland Taiwan Ltd.
No. 458-18, Sec 2, Penliao., Linkou Dist., New Taipei City 244, Taiwan(R.O.C.)
Tel:+886-2172-1000 Fax:+886-2172-1322

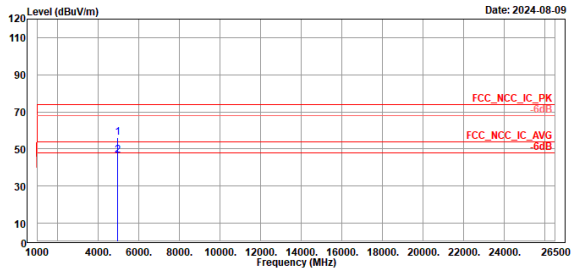

		Freq	Level	Read Level	Factor	Limit Line	Over Limit	APos	TPos	Remark	Pol/Phase	Note
		MHz	dBuV/m	dBuV	dB/m	dBuV/m	dB	cm	deg			
1		4960.00	56.33	64.35	-8.02	74.00	-17.67	354	218	Peak	Vertical	
2		4960.00	46.35	54.37	-8.02	54.00	-7.65	354	218	Average	Vertical	

Mains Conducted Emission, Tx Mode, 150kHz ~ 30MHz

Worst Band

(Line)

TÜVRheinland

TUV Rheinland Taiwan Ltd.
No. 458-18,Sec 2,Fenliao.,Linkou Dist.,New Taipei City 244, Taiwan(R.O.C.)
Tel:+886-2172-1000 Fax:+886-2172-1322

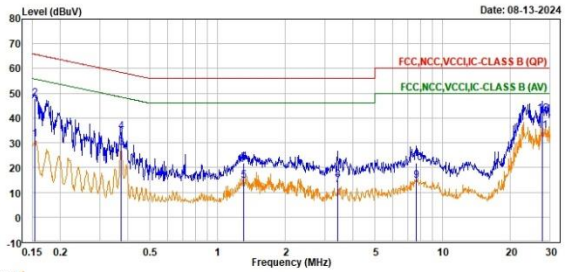

Trace: 1

	Freq	Level	Read Level	Factor	Limit Line	Over Limit	Remark	Pol/Phase	Note
	MHz	dBuV	dBuV	dB	dBuV	dB			
1	0.15	31.37	21.74	9.63	55.79	-24.42	Average	line1	
2	0.15	47.84	38.21	9.63	65.79	-17.95	QP	line1	
3	0.37	28.03	18.40	9.63	48.47	-20.44	Average	line1	
4	0.37	34.66	25.03	9.63	58.47	-23.81	QP	line1	
5	1.30	14.58	4.94	9.64	46.00	-31.42	Average	line1	
6	1.30	21.99	12.35	9.64	56.00	-34.01	QP	line1	
7	3.41	12.92	3.24	9.68	46.00	-33.08	Average	line1	
8	3.41	14.95	5.27	9.68	56.00	-41.05	QP	line1	
9	7.66	14.65	4.91	9.74	50.00	-35.35	Average	line1	
10	7.66	21.75	12.01	9.74	60.00	-38.25	QP	line1	
11	27.84	34.71	24.97	9.74	50.00	-15.29	Average	line1	
12	27.84	41.54	31.80	9.74	60.00	-18.46	QP	line1	

(Neutral)

TÜVRheinland

TUV Rheinland Taiwan Ltd.
No. 458-18,Sec 2,Fenliao.,Linkou Dist.,New Taipei City 244, Taiwan(R.O.C.)
Tel:+886-2172-1000 Fax:+886-2172-1322

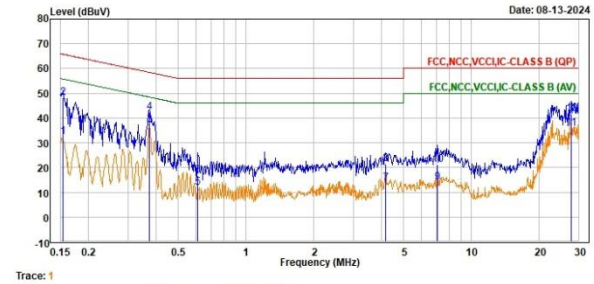

Trace: 1

	Freq	Level	Read Level	Factor	Limit Line	Over Limit	Remark	Pol/Phase	Note
	MHz	dBuV	dBuV	dB	dBuV	dB			
1	0.15	32.43	22.80	9.63	55.79	-23.36	Average	neutral	
2	0.15	48.20	38.57	9.63	65.79	-17.59	QP	neutral	
3	0.37	37.22	27.59	9.63	48.47	-11.25	Average	neutral	
4	0.37	42.20	32.57	9.63	58.47	-16.27	QP	neutral	
5	0.61	11.93	2.30	9.63	46.00	-34.07	Average	neutral	
6	0.61	16.57	6.94	9.63	56.00	-39.43	QP	neutral	
7	4.17	13.64	3.95	9.69	46.00	-32.36	Average	neutral	
8	4.17	21.38	11.69	9.69	56.00	-34.62	QP	neutral	
9	7.07	13.93	4.18	9.75	50.00	-36.07	Average	neutral	
10	7.07	21.08	11.33	9.75	60.00	-38.92	QP	neutral	
11	27.84	35.80	25.92	9.88	50.00	-14.20	Average	neutral	
12	27.84	41.67	31.79	9.88	60.00	-18.33	QP	neutral	