13 Dwell Time

13.1 Standard Applicable

According to 15.247(a)(1)(iii), frequency hopping system in the 2400-2483.5MHz band employing at least 15 non-overlapping channels. The average time of occupancy on any channel shall not be greater than 0.4 seconds within a period of 0.4 second multiplied by the number of hopping channels employed.

13.2 Measurement Procedure

1. Check the calibration of the measuring instrument using either an internal calibrator or a known signal from an external generator.
2. The setup of the EUT as shown in figure 4.

13.3 Measurement Equipment

Equipment	Manufacturer	Model No.	Next Cal. Due
Spectrum Analyzer	Agilent	8564EC	09/23/2006

13.4 Measurement Data

Test Date : Feb. 06, 2006 Temperature : 17℃ Humidity : 63%

13.4.1 DH1

Test period=0.4(second/channel)$\times$ 79 channel=31.6sec

a) 2402MHz dwell time= 410.0 us$\times \frac{800}{79} \times 31.6$ = 131.2 ms

b) 2441MHz dwell time= 410.0 us$\times \frac{800}{79} \times 31.6$ = 131.2 ms

c) 2480MHz dwell time= 410.0 us$\times \frac{800}{79} \times 31.6$ = 131.2 ms

Note: Please refer to page 57 to page 62 for chart.

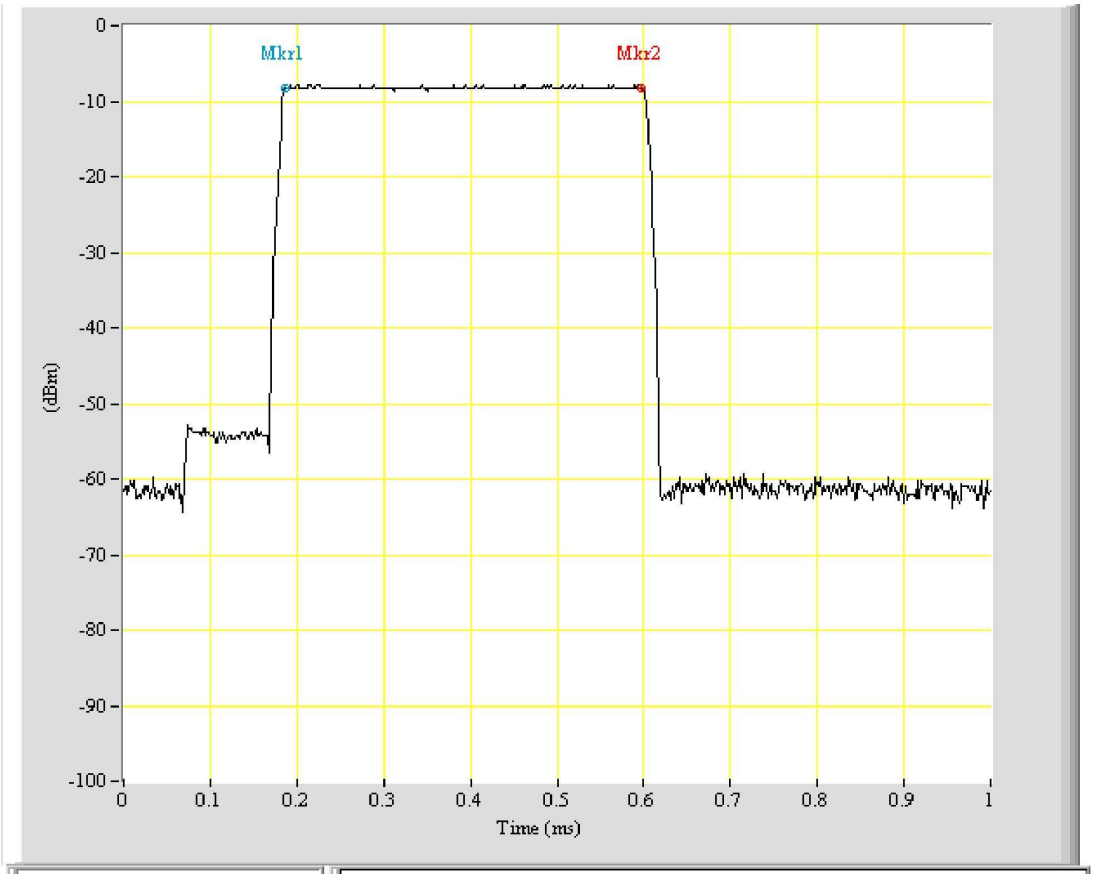

*Center 2.4020MHz	Δ Marker -0.4100msec 0.000dB
*SPAN 0.0000MHz	Mkr1 0.1867msec -8.330dBm
*RBW 1000.00kHz	Mkr2 0.5967msec -8.330dBm
*VBW 1000.00kHz	
*SWP 1.00msec	
*ATTEN 10.00dB	
*RL 0.00dBm	

EUT: BT900-D
Purpose: Dwell_Time
Condition: DH1_CH00
Note:

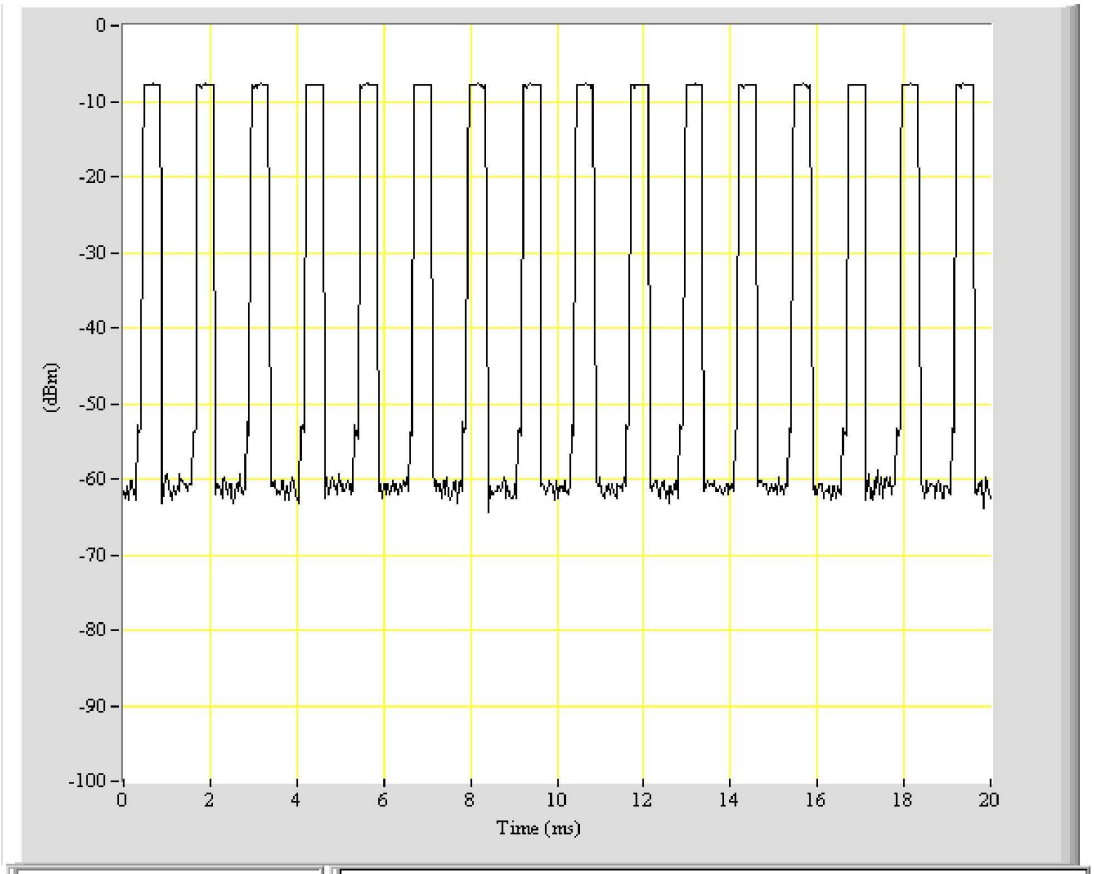

*Center 2.4020MHz
*SPAN 0.0000MHz
*RBW 1000.00kHz
*VBW 1000.00kHz
*SWP 20.00msec
*ATTEN 10.00dB
*RL 0.00dBm

EUT: BT900-D
Purpose: Dwell_Time_Peroid
Condition: DH1_CH00
Note:

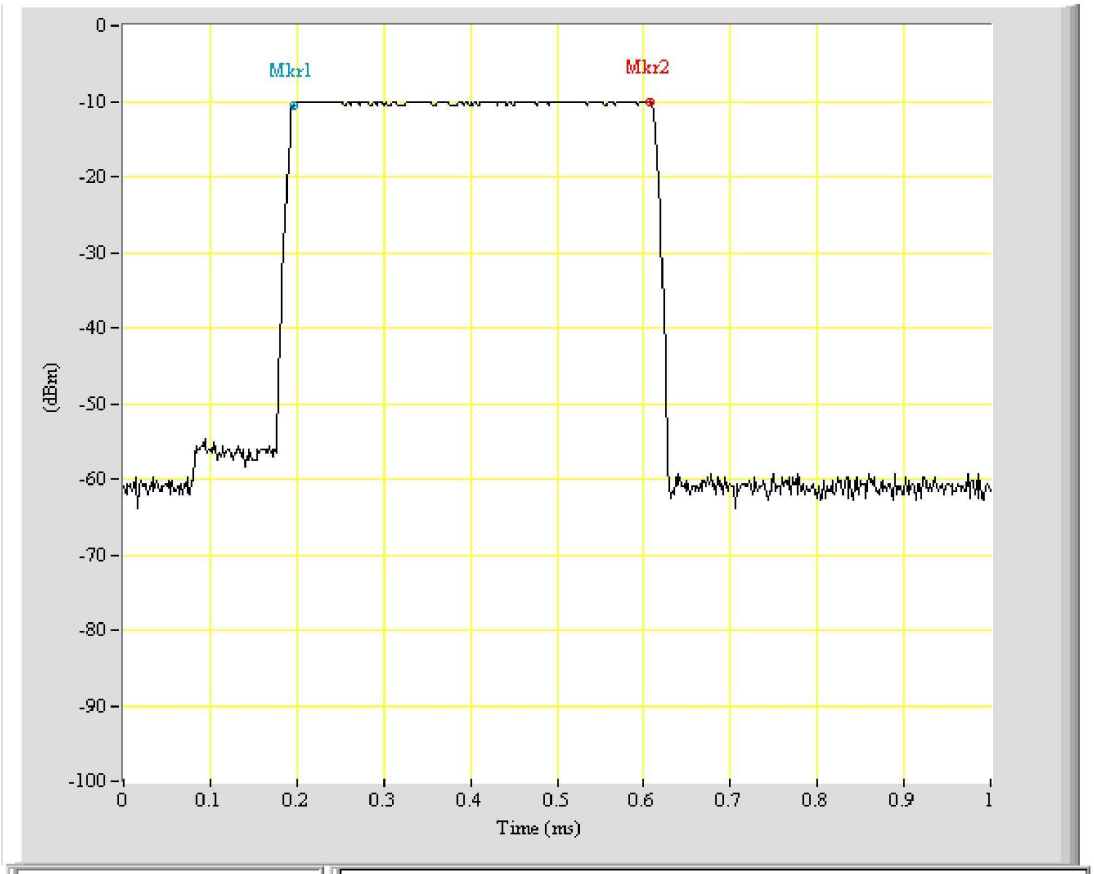

*Center 2.4410MHz	Δ Marker -0.4100msec 0.500dB
*SPAN 0.0000MHz	Mkr1 0.1967msec -10.660dBm
*RBW 1000.00kHz	Mkr2 0.6067msec -10.160dBm
*VBW 1000.00kHz	
*SWP 1.00msec	
*ATTEN 10.00dB	
*RL 0.00dBm	

EUT: BT900-D
Purpose: Dwell_Time
Condition: DH1_CH39
Note:

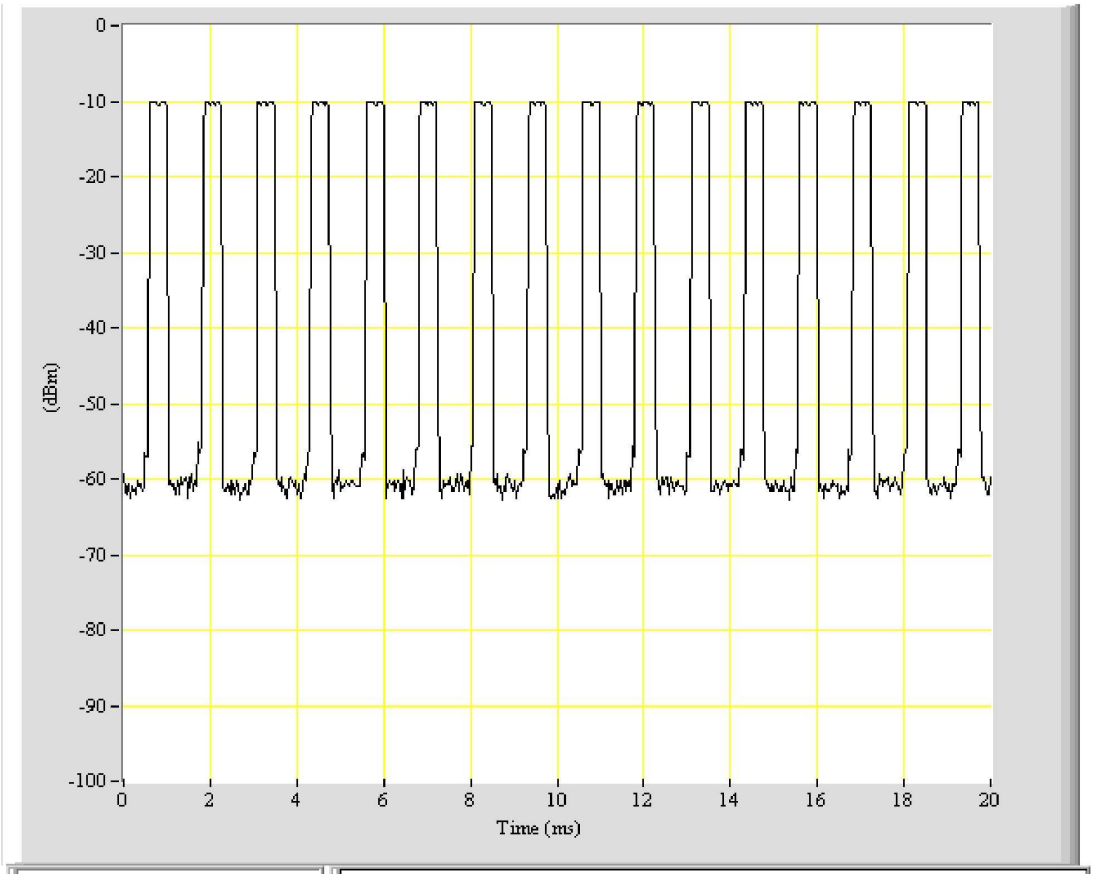

*Center 2.4410MHz
*SPAN 0.0000MHz
*RBW 1000.00kHz
*VBW 1000.00kHz
*SWP 20.00msec
*ATTEN 10.00dB
*RL 0.00dBm

EUT: BT900-D
Purpose: Dwell_Time_Peroid
Condition: DH1_CH39
Note:

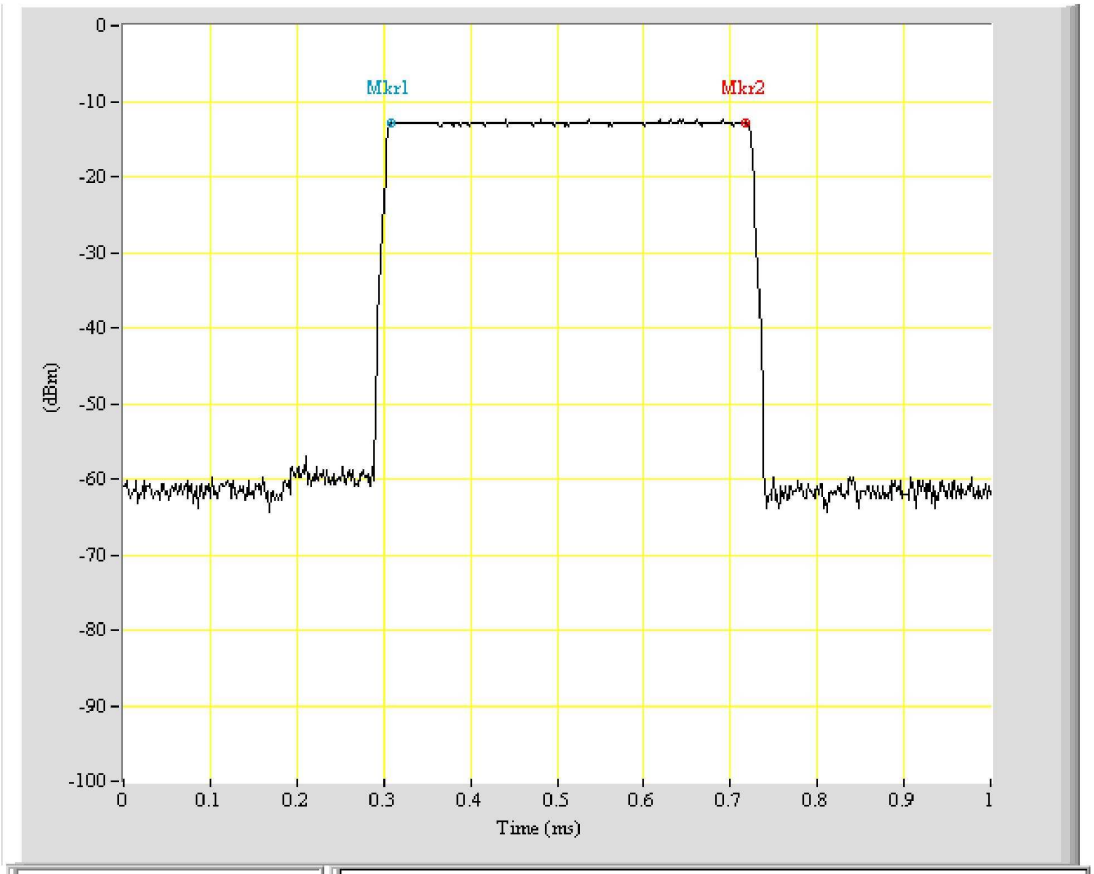

*Center 2.4800MHz	Δ Marker -0.4100msec 0.000dB
*SPAN 0.0000MHz	Mkr1 0.3083msec -12.830dBm
*RBW 1000.00kHz	Mkr2 0.7183msec -12.830dBm
*VBW 1000.00kHz	
*SWP 1.00msec	
*ATTEN 10.00dB	
*RL 0.00dBm	

EUT: BT900-D
Purpose: Dwell_Time
Condition: DH1_CH78
Note:

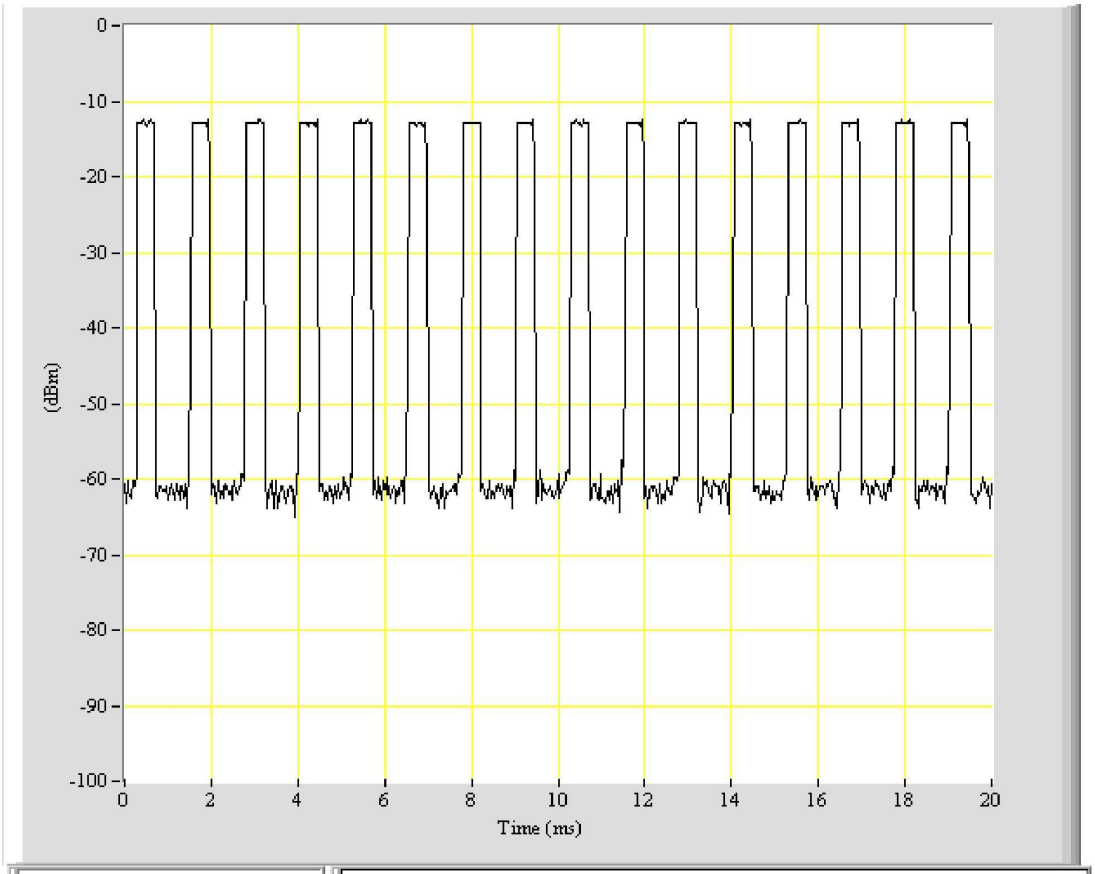

*Center 2.4800MHz
*SPAN 0.0000MHz
*RBW 1000.00kHz
*VBW 1000.00kHz
*SWP 20.00msec
*ATTEN 10.00dB
*RL 0.00dBm

EUT: BT900-D
Purpose: Dwell_Time_Peroid
Condition: DH1_CH78
Note:

13.4.2 DH3

Test period=0.4(second/channel)$\times$ 79 channel=31.6sec

a) 2402MHz dwell time= 1.65 ms$\times \frac{400}{79} \times 31.6$ = 264.0 ms

b) 2441MHz dwell time= 1.65 ms$\times \frac{400}{79} \times 31.6$ = 264.0 ms

c) 2480MHz dwell time= 1.65 ms$\times \frac{400}{79} \times 31.6$ = 264.0 ms

Note: Please refer to page 64 to page 69 for chart.

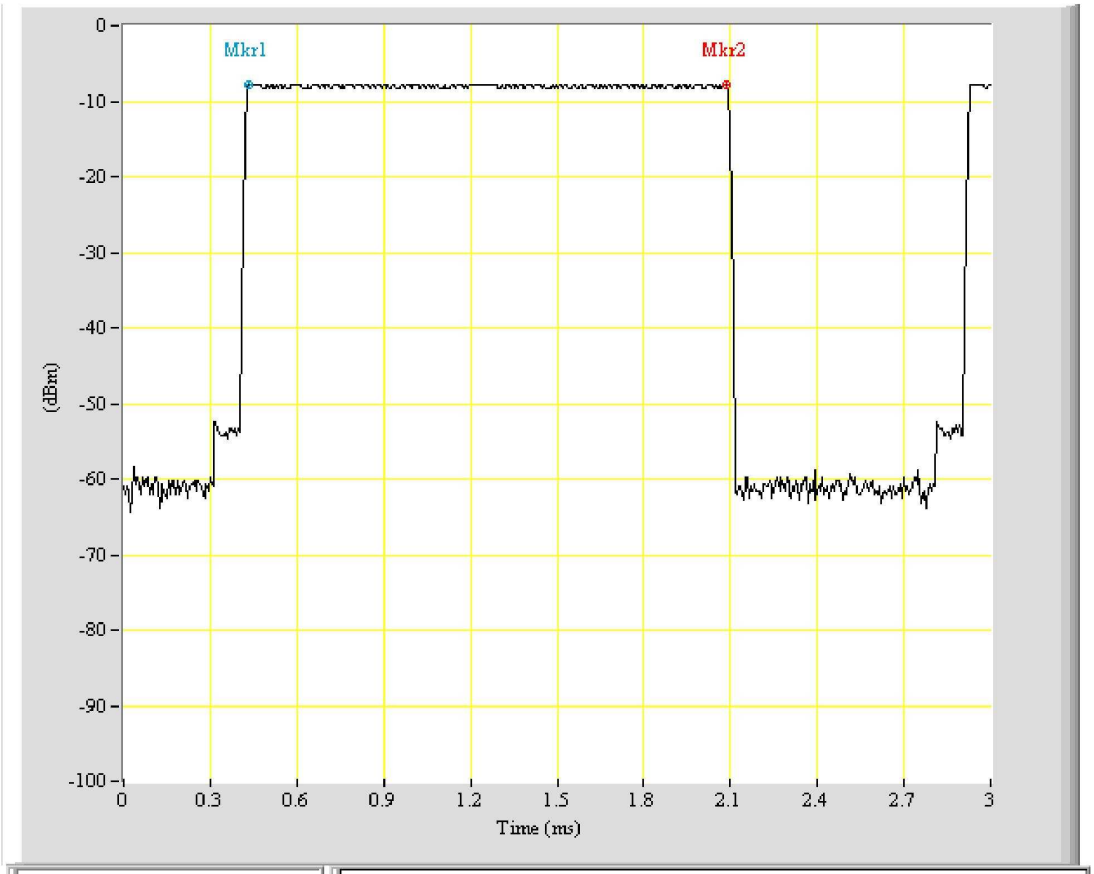

*Center 2.4020MHz	Δ Marker -1.6500msec 0.000dB
*SPAN 0.0000MHz	Mkr1 0.4350msec -7.830dBm
*RBW 1000.00kHz	Mkr2 2.0850msec -7.830dBm
*VBW 1000.00kHz	
*SWP 3.00msec	
*ATTEN 10.00dB	
*RL 0.00dBm	

EUT: BT900-D
Purpose: Dwell_Time
Condition: DH3_CH00
Note:

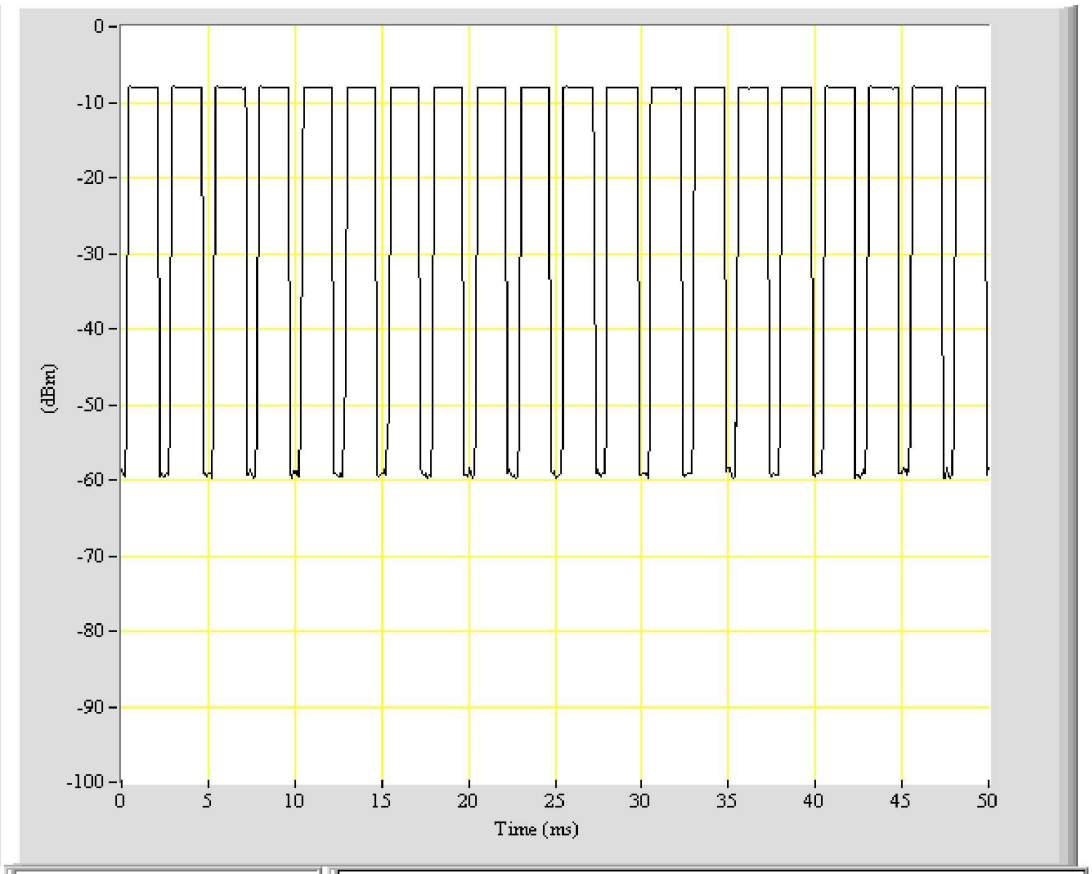

*Center 2.4020MHz
*SPAN 0.0000MHz
*RBW 1000.00kHz
*VBW 1000.00kHz
*SWP 50.00msec
*ATTEN 10.00dB
*RL 0.00dBm

EUT: BT900-D
Purpose: Dwell_Time_Peroid
Condition: DH3_CH00
Note:

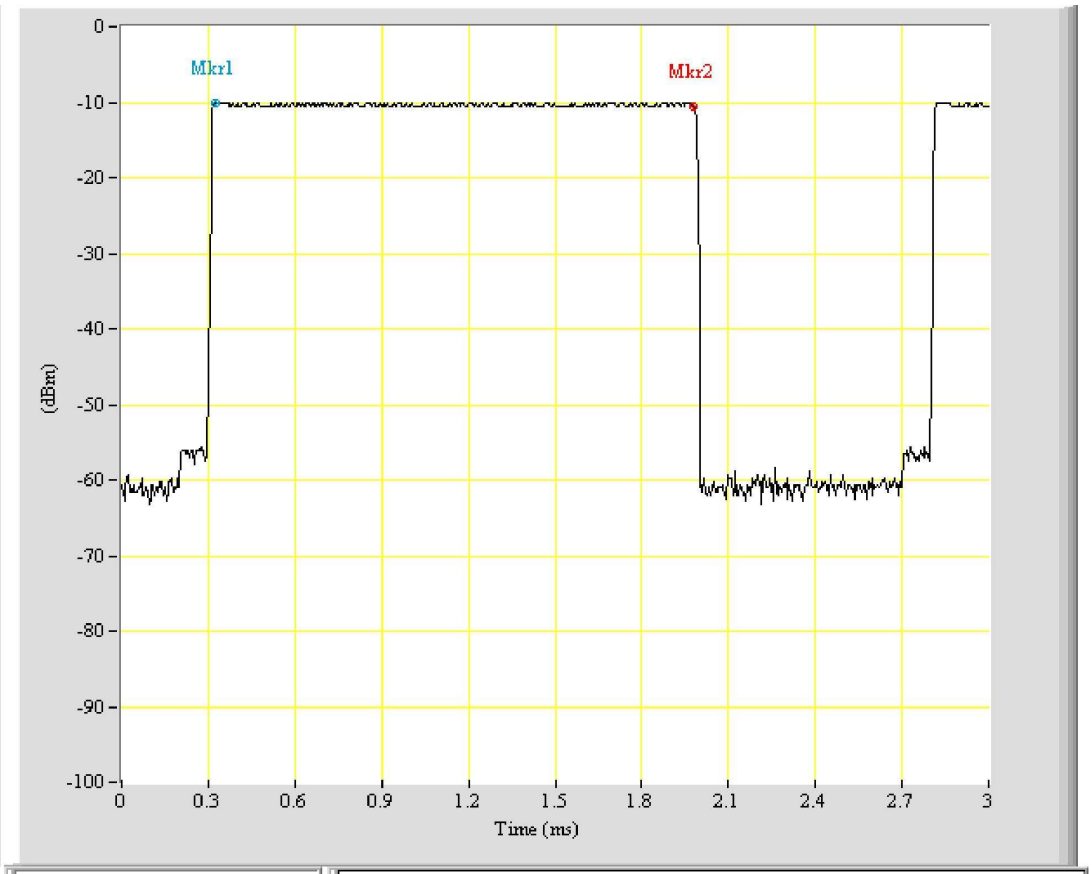

*Center 2.4410MHz	Δ Marker -1.6500msec -0.500dB
*SPAN 0.0000MHz	Mkr1 0.3250msec -10.160dBm
*RBW 1000.00kHz	Mkr2 1.9750msec -10.660dBm
*VBW 1000.00kHz	
*SWP 3.00msec	
*ATTEN 10.00dB	
*RL 0.00dBm	

EUT: BT900-D
Purpose: Dwell_Time
Condition: DH3_CH39
Note:

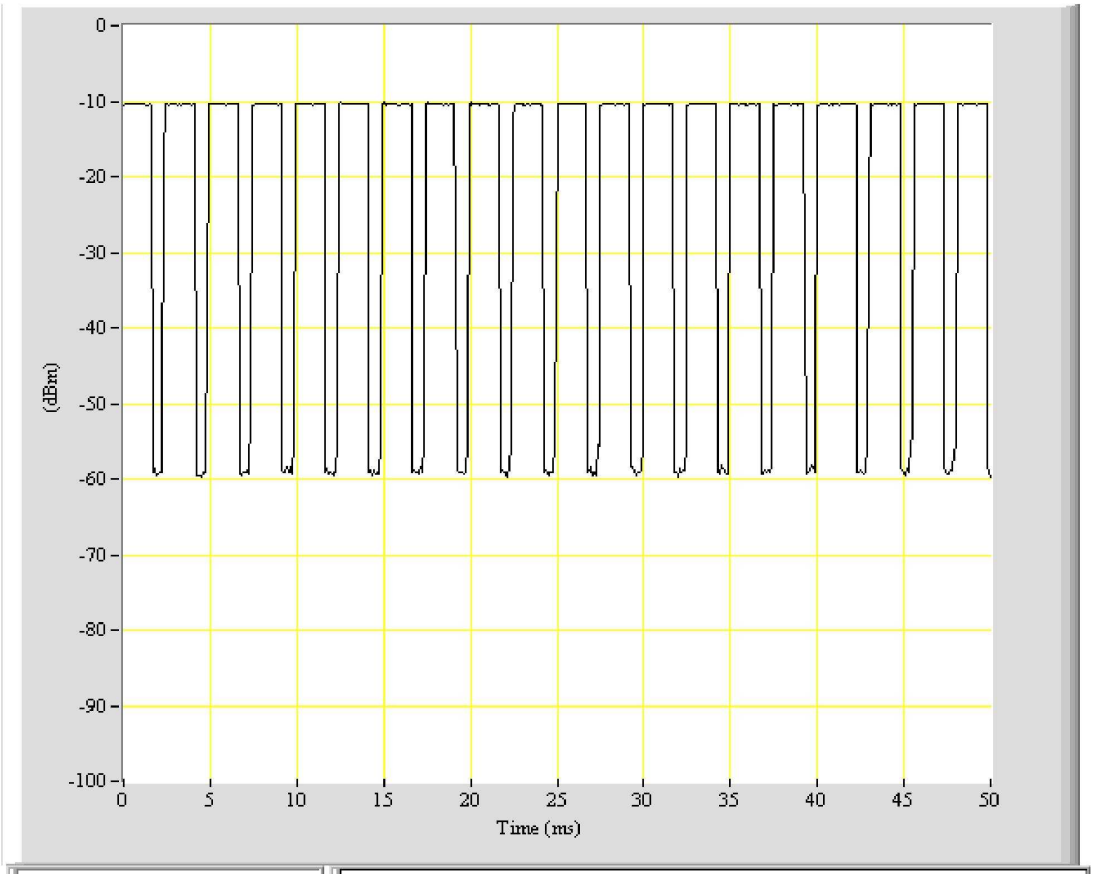

*Center 2.4410MHz
*SPAN 0.0000MHz
*RBW 1000.00kHz
*VBW 1000.00kHz
*SWP 50.00msec
*ATTEN 10.00dB
*RL 0.00dBm

EUT: BT900-D
Purpose: Dwell_Time_Peroid
Condition: DH3_CH39
Note:

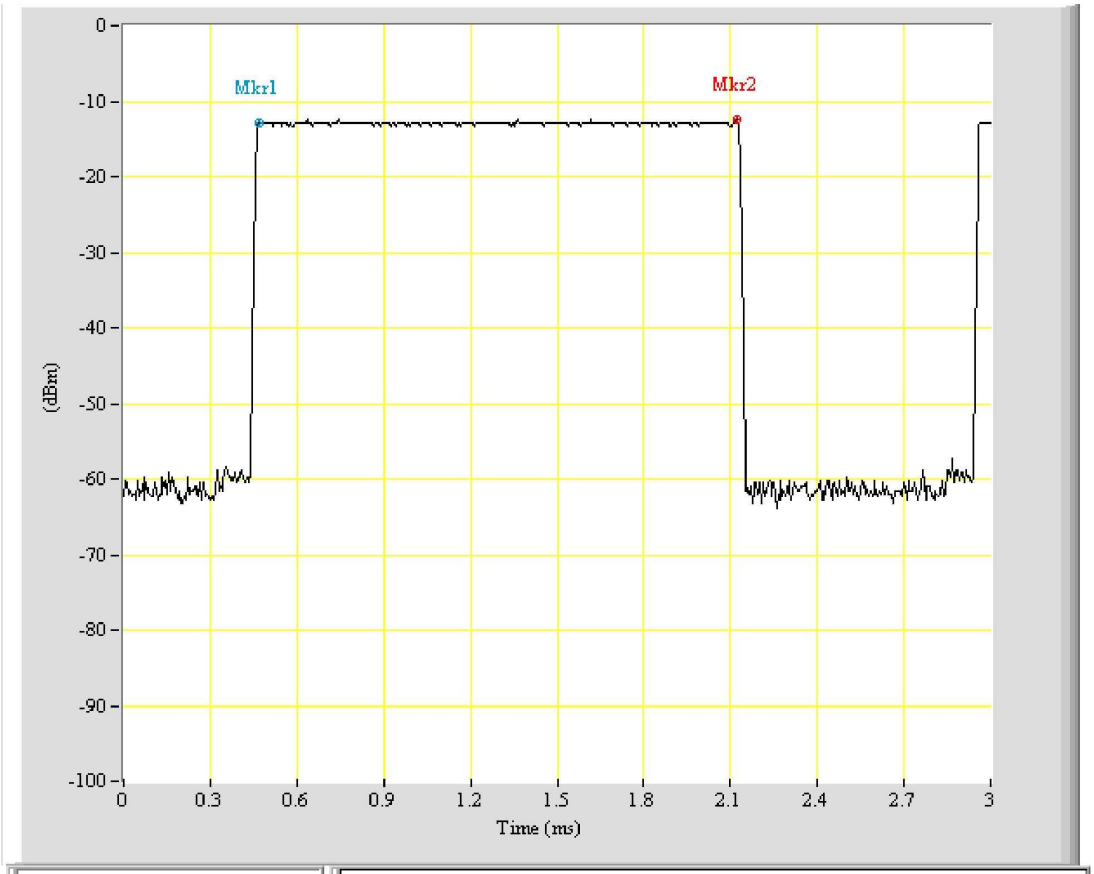

*Center 2.4800MHz	Δ Marker -1.6500msec 0.500dB
*SPAN 0.0000MHz	Mkr1 0.4700msec -12.830dBm
*RBW 1000.00kHz	Mkr2 2.1200msec -12.330dBm
*VBW 1000.00kHz	
*SWP 3.00msec	
*ATTEN 10.00dB	
*RL 0.00dBm	

EUT: BT900-D
Purpose: Dwell_Time
Condition: DH3_CH78
Note:

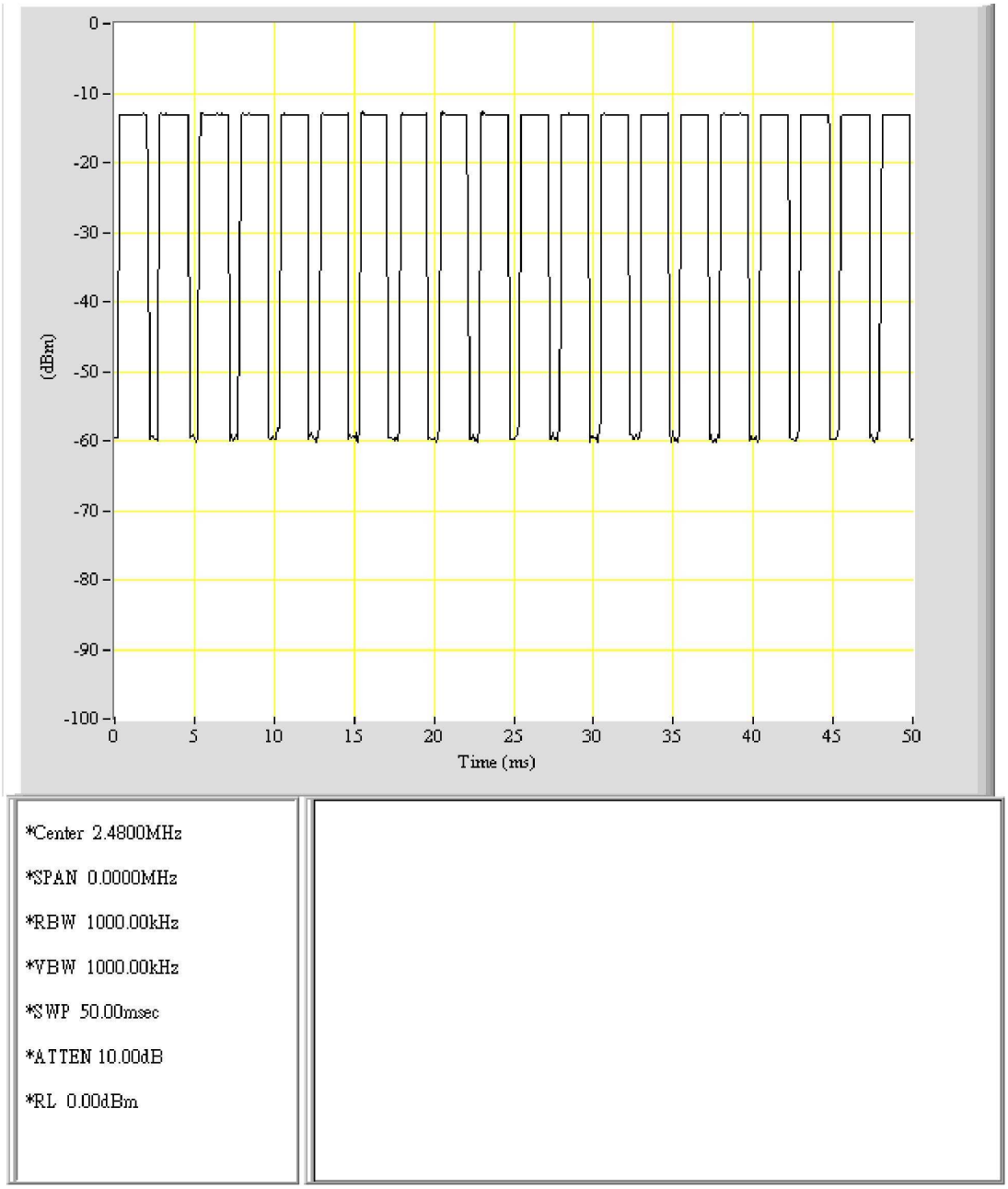

EUT: BT900-D
Purpose: Dwell_Time_Peroid
Condition: DH3_CH78
Note: