WIFI5GB3-N40-Low channel-Horizontal-TX

Test result

Project Number: Certification

Test Time: 2025-02-24_09.29.09

EUT Name:	N.A	Test Engineer:	XCJ
Manufacturer:	N.A	Test Standard:	FCC
Model:	N.A	Work Addition:	TX
Temp.(oC):	25.1	Load:	Full load
Hum.:	47%	Remark:	DR-RSE01-E24120036-01#02

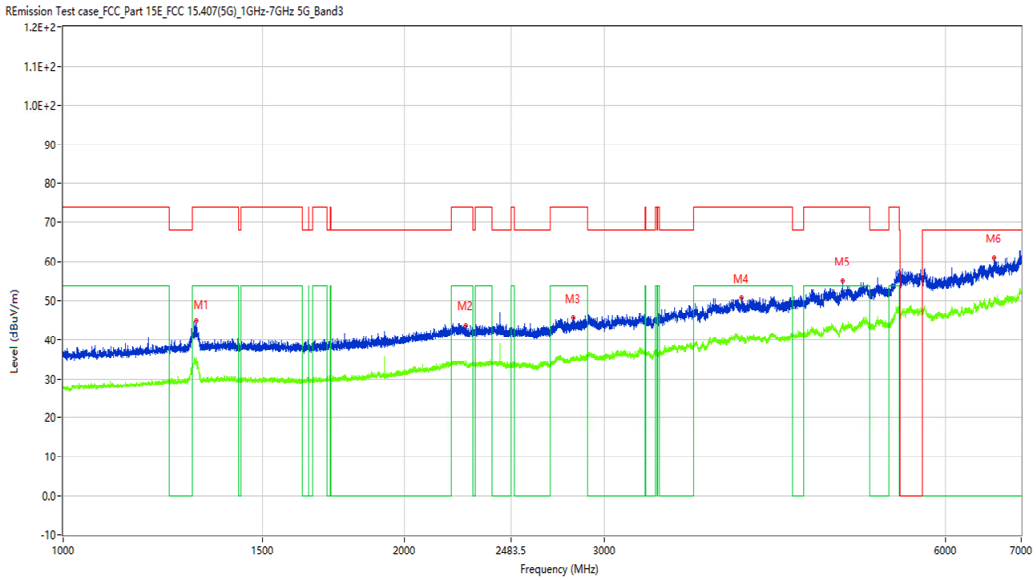

No.	Frequency (MHz)	Results (dBuV/m)	Factor (dB/m)	Limit (dBuV/m)	Margin (dB)	Detector	Table (Degree)	Height (cm)	Antenna	Verdict
1	1310.211	44.74	-15.43	74.0	29.26	Peak	60.40	100	Horizontal	Pass
1**	1310.211	34.12	-15.43	54.0	19.88	AV	60.40	100	Horizontal	Pass
2	2264.092	43.55	-10.70	74.0	30.45	Peak	219.60	100	Horizontal	Pass
2**	2264.092	33.46	-10.70	54.0	20.54	AV	219.60	100	Horizontal	Pass
3	2819.523	45.52	-8.94	74.0	28.48	Peak	188.90	100	Horizontal	Pass
3**	2819.523	35.14	-8.94	54.0	18.86	AV	188.90	100	Horizontal	Pass
4	3963.380	50.69	-1.32	74.0	23.31	Peak	133.90	100	Horizontal	Pass
4**	3963.380	40.38	-1.32	54.0	13.62	AV	133.90	100	Horizontal	Pass
5	4868.766	55.20	1.21	74.0	18.80	Peak	36.00	100	Horizontal	Pass
5**	4868.766	44.10	1.21	54.0	9.90	AV	36.00	100	Horizontal	Pass
6	6628.046	60.94	7.24	68.2	7.26	Peak	95.20	100	Horizontal	Pass
6**	6628.046	50.19	7.24	--	-50.19	AV	95.20	100	Horizontal	N/A

Test result

Project Number: Certification

Test Time: 2025-02-27_10.22.11

EUT Name:	N.A	Test Engineer:	XCJ
Manufacturer:	N.A	Test Standard:	FCC
Model:	N.A	Work Addition:	TX
Temp.(oC):	22.3	Load:	Full load
Hum.:	42%	Remark:	DR-RSE01-E24120036-01#02

No.	Frequency (MHz)	Results (dBuV/m)	Factor (dB/m)	Limit (dBuV/m)	Margin (dB)	Detector	Table (Degree)	Height (cm)	Antenna	Verdict
1	7473.000	25.52	5.01	74.0	48.48	Peak	51.10	100	Horizontal	Pass
1**	7473.000	16.56	5.01	54.0	37.44	AV	51.10	100	Horizontal	Pass
2	9395.250	27.79	7.06	74.0	46.21	Peak	360.00	100	Horizontal	Pass
2**	9395.250	19.92	7.06	54.0	34.08	AV	360.00	100	Horizontal	Pass
3	11642.000	31.99	9.55	74.0	42.01	Peak	0.00	100	Horizontal	Pass
3**	11642.000	23.41	9.55	54.0	30.59	AV	0.00	100	Horizontal	Pass
4	15739.500	38.10	12.25	74.0	35.90	Peak	142.00	100	Horizontal	Pass
4**	15739.500	29.46	12.25	54.0	24.54	AV	142.00	100	Horizontal	Pass
5	16787.250	41.47	17.43	68.2	26.73	Peak	17.20	100	Horizontal	Pass
5**	16787.250	32.81	17.43	--	-32.81	AV	17.20	100	Horizontal	N/A
6	17846.000	45.56	20.96	74.0	28.44	Peak	239.10	100	Horizontal	Pass
6**	17846.000	36.23	20.96	54.0	17.77	AV	239.10	100	Horizontal	Pass

WIFI5GB3-N40-Low channel-Vertical-TX

Test result

Project Number: Certification

Test Time: 2025-02-24_09.47.08

EUT Name:	N.A	Test Engineer:	XCJ
Manufacturer:	N.A	Test Standard:	FCC
Model:	N.A	Work Addition:	TX
Temp.(oC):	25.1	Load:	Full load
Hum.:	47%	Remark:	DR-RSE01-E24120036-01#02

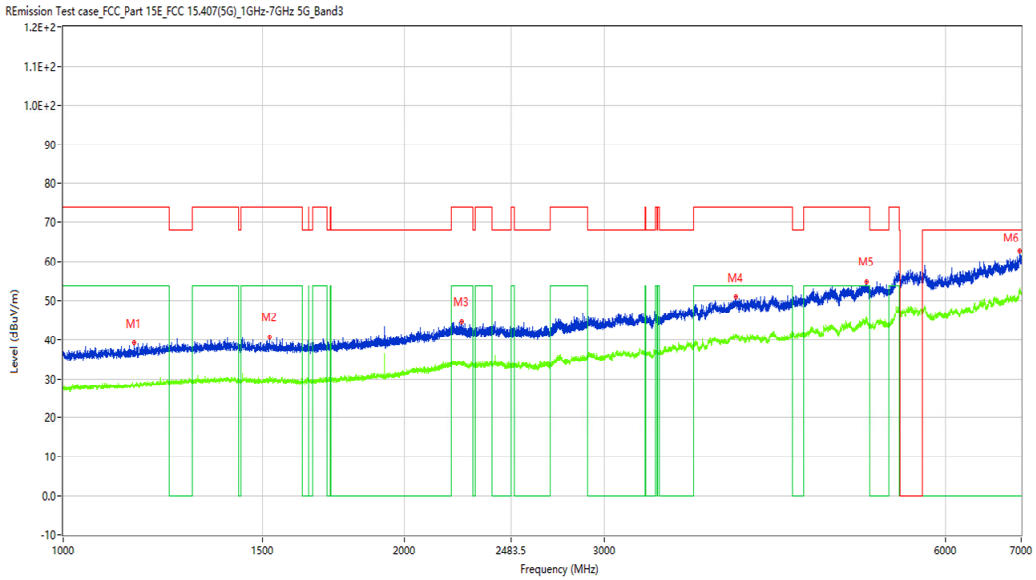

No.	Frequency (MHz)	Results (dBuV/m)	Factor (dB/m)	Limit (dBuV/m)	Margin (dB)	Detector	Table (Degree)	Height (cm)	Antenna	Verdict
1	1155.231	39.20	-16.44	74.0	34.80	Peak	69.70	100	Vertical	Pass
1**	1155.231	28.47	-16.44	54.0	25.53	AV	69.70	100	Vertical	Pass
2	1521.685	40.63	-15.50	74.0	33.37	Peak	16.10	100	Vertical	Pass
2**	1521.685	29.73	-15.50	54.0	24.27	AV	16.10	100	Vertical	Pass
3	2246.594	44.63	-10.83	74.0	29.37	Peak	360.00	100	Vertical	Pass
3**	2246.594	33.78	-10.83	54.0	20.22	AV	360.00	100	Vertical	Pass
4	3921.885	50.88	-1.08	74.0	23.12	Peak	73.30	100	Vertical	Pass
4**	3921.885	40.76	-1.08	54.0	13.24	AV	73.30	100	Vertical	Pass
5	5109.236	54.96	2.61	74.0	19.04	Peak	5.50	100	Vertical	Pass
5**	5109.236	44.61	2.61	54.0	9.39	AV	5.50	100	Vertical	Pass
6	6979.003	62.62	9.03	68.2	5.58	Peak	248.50	100	Vertical	Pass
6**	6979.003	52.49	9.03	--	-52.49	AV	248.50	100	Vertical	N/A

Test result

Project Number: Certification

Test Time: 2025-02-26_18.12.11

EUT Name:	N.A	Test Engineer:	XCJ
Manufacturer:	N.A	Test Standard:	FCC
Model:	N.A	Work Addition:	TX
Temp.(oC):	25.1	Load:	Full load
Hum.:	47%	Remark:	DR-RSE01-E24120036-01#02

No.	Frequency (MHz)	Results (dBuV/m)	Factor (dB/m)	Limit (dBuV/m)	Margin (dB)	Detector	Table (Degree)	Height (cm)	Antenna	Verdict
1	7621.500	26.38	5.17	74.0	47.62	Peak	89.70	100	Vertical	Pass
1**	7621.500	17.36	5.17	54.0	36.64	AV	89.70	100	Vertical	Pass
2	7987.250	27.88	6.18	68.2	40.32	Peak	127.70	100	Vertical	Pass
2**	7987.250	18.43	6.18	--	-18.43	AV	127.70	100	Vertical	N/A
3	9387.000	27.74	6.86	74.0	46.26	Peak	127.70	100	Vertical	Pass
3**	9387.000	19.31	6.86	54.0	34.69	AV	127.70	100	Vertical	Pass
4	12252.500	31.76	9.45	74.0	42.24	Peak	2.50	100	Vertical	Pass
4**	12252.500	22.94	9.45	54.0	31.06	AV	2.50	100	Vertical	Pass
5	15747.750	38.86	12.18	74.0	35.14	Peak	287.80	100	Vertical	Pass
5**	15747.750	29.30	12.18	54.0	24.70	AV	287.80	100	Vertical	Pass
6	17829.501	44.52	20.63	74.0	29.48	Peak	250.20	100	Vertical	Pass
6**	17829.501	36.31	20.63	54.0	17.69	AV	250.20	100	Vertical	Pass

WIFI5GB3-N40-Middle channel-Horizontal-TX

Test result

Project Number: Certification

Test Time: 2025-02-24_09.31.10

EUT Name:	N.A	Test Engineer:	XCJ
Manufacturer:	N.A	Test Standard:	FCC
Model:	N.A	Work Addition:	TX
Temp.(oC):	25.1	Load:	Full load
Hum.:	47%	Remark:	DR-RSE01-E24120036-01#02

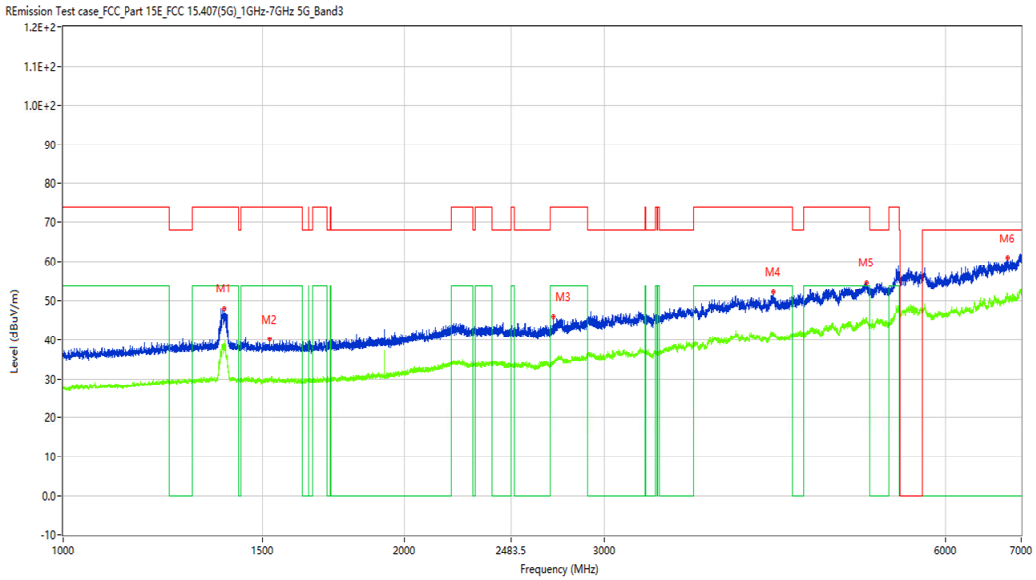

No.	Frequency (MHz)	Results (dBuV/m)	Factor (dB/m)	Limit (dBuV/m)	Margin (dB)	Detector	Table (Degree)	Height (cm)	Antenna	Verdict
1	1386.202	48.10	-15.05	74.0	25.90	Peak	68.80	100	Horizontal	Pass
1**	1386.202	38.45	-15.05	54.0	15.55	AV	68.80	100	Horizontal	Pass
2	1519.935	40.13	-15.54	74.0	33.87	Peak	185.00	100	Horizontal	Pass
2**	1519.935	30.17	-15.54	54.0	23.83	AV	185.00	100	Horizontal	Pass
3	2708.286	45.81	-9.34	74.0	28.19	Peak	53.60	100	Horizontal	Pass
3**	2708.286	34.59	-9.34	54.0	19.41	AV	53.60	100	Horizontal	Pass
4	4229.846	52.08	-0.79	74.0	21.92	Peak	183.00	100	Horizontal	Pass
4**	4229.846	41.77	-0.79	54.0	12.23	AV	183.00	100	Horizontal	Pass
5	5112.236	54.73	2.50	74.0	19.27	Peak	2.50	100	Horizontal	Pass
5**	5112.236	45.39	2.50	54.0	8.61	AV	2.50	100	Horizontal	Pass
6	6808.524	60.97	7.96	68.2	7.23	Peak	360.00	100	Horizontal	Pass
6**	6808.524	51.25	7.96	--	-51.25	AV	360.00	100	Horizontal	N/A

Test result

Project Number: Certification

Test Time: 2025-02-27_10.24.27

EUT Name:	N.A	Test Engineer:	XCJ
Manufacturer:	N.A	Test Standard:	FCC
Model:	N.A	Work Addition:	TX
Temp.(oC):	22.3	Load:	Full load
Hum.:	42%	Remark:	DR-RSE01-E24120036-01#02

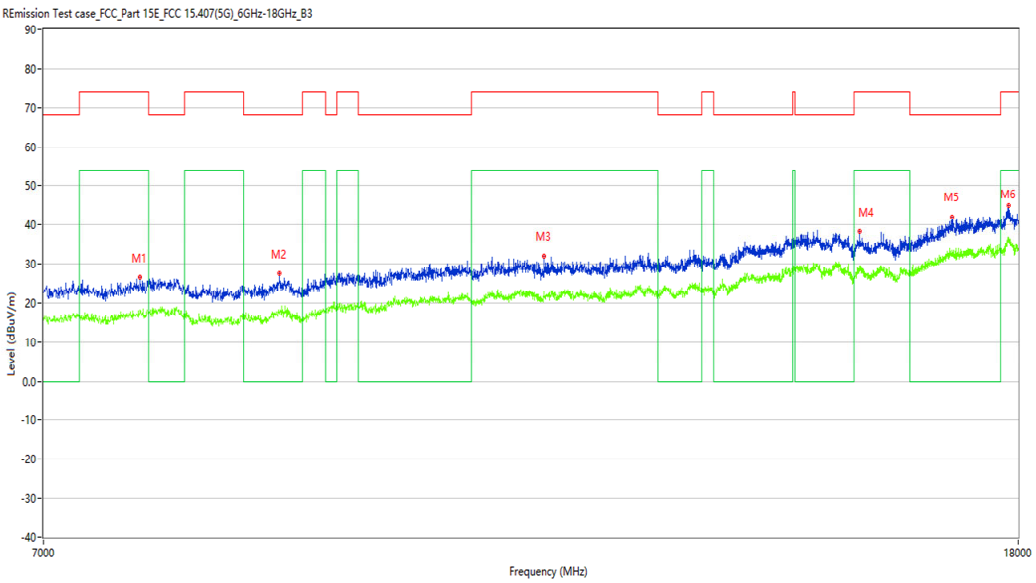

No.	Frequency (MHz)	Results (dBuV/m)	Factor (dB/m)	Limit (dBuV/m)	Margin (dB)	Detector	Table (Degree)	Height (cm)	Antenna	Verdict
1	7687.500	26.60	5.92	74.0	47.40	Peak	248.70	100	Horizontal	Pass
1**	7687.500	18.22	5.92	54.0	35.78	AV	248.70	100	Horizontal	Pass
2	8798.500	27.66	5.32	68.2	40.54	Peak	108.00	100	Horizontal	Pass
2**	8798.500	17.89	5.32	--	-17.89	AV	108.00	100	Horizontal	N/A
3	11369.750	31.99	9.33	74.0	42.01	Peak	248.70	100	Horizontal	Pass
3**	11369.750	22.97	9.33	54.0	31.03	AV	248.70	100	Horizontal	Pass
4	15437.000	38.33	14.06	74.0	35.67	Peak	285.10	100	Horizontal	Pass
4**	15437.000	29.42	14.06	54.0	24.58	AV	285.10	100	Horizontal	Pass
5	16883.500	42.13	17.96	68.2	26.07	Peak	360.00	100	Horizontal	Pass
5**	16883.500	33.40	17.96	--	-33.40	AV	360.00	100	Horizontal	N/A
6	17837.750	45.03	20.70	74.0	28.97	Peak	108.00	100	Horizontal	Pass
6**	17837.750	36.74	20.70	54.0	17.26	AV	108.00	100	Horizontal	Pass

WIFI5GB3-N40-Middle channel-Vertical-TX

Test result

Project Number: Certification

Test Time: 2025-02-24_09.44.42

EUT Name:	N.A	Test Engineer:	XCJ
Manufacturer:	N.A	Test Standard:	FCC
Model:	N.A	Work Addition:	TX
Temp.(oC):	25.1	Load:	Full load
Hum.:	47%	Remark:	DR-RSE01-E24120036-01#02

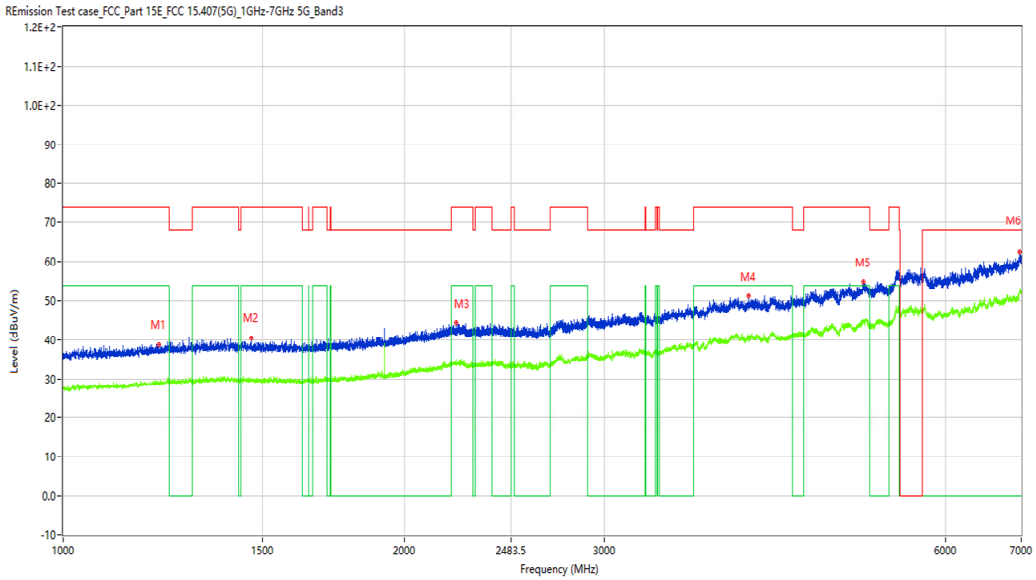

No.	Frequency (MHz)	Results (dBuV/m)	Factor (dB/m)	Limit (dBuV/m)	Margin (dB)	Detector	Table (Degree)	Height (cm)	Antenna	Verdict
1	1214.473	38.84	-15.99	74.0	35.16	Peak	31.60	100	Vertical	Pass
1**	1214.473	29.22	-15.99	54.0	24.78	AV	31.60	100	Vertical	Pass
2	1465.942	40.49	-15.52	74.0	33.51	Peak	224.50	100	Vertical	Pass
2**	1465.942	29.71	-15.52	54.0	24.29	AV	224.50	100	Vertical	Pass
3	2221.597	44.29	-10.89	74.0	29.71	Peak	6.60	100	Vertical	Pass
3**	2221.597	33.66	-10.89	54.0	20.34	AV	6.60	100	Vertical	Pass
4	4025.872	51.13	-1.38	74.0	22.87	Peak	359.40	100	Vertical	Pass
4**	4025.872	40.04	-1.38	54.0	13.96	AV	359.40	100	Vertical	Pass
5	5082.740	54.80	2.41	74.0	19.20	Peak	358.10	100	Vertical	Pass
5**	5082.740	44.60	2.41	54.0	9.40	AV	358.10	100	Vertical	Pass
6	6981.002	62.53	9.07	68.2	5.67	Peak	276.40	100	Vertical	Pass
6**	6981.002	52.61	9.07	--	-52.61	AV	276.40	100	Vertical	N/A

Test result

Project Number: Certification

Test Time: 2025-02-26_18.14.01

EUT Name:	N.A	Test Engineer:	XCJ
Manufacturer:	N.A	Test Standard:	FCC
Model:	N.A	Work Addition:	TX
Temp.(oC):	25.1	Load:	Full load
Hum.:	47%	Remark:	DR-RSE01-E24120036-01#02

No.	Frequency (MHz)	Results (dBuV/m)	Factor (dB/m)	Limit (dBuV/m)	Margin (dB)	Detector	Table (Degree)	Height (cm)	Antenna	Verdict
1	7561.000	26.81	5.20	74.0	47.19	Peak	55.10	100	Vertical	Pass
1**	7561.000	18.19	5.20	54.0	35.81	AV	55.10	100	Vertical	Pass
2	9389.750	27.59	6.92	74.0	46.41	Peak	188.10	100	Vertical	Pass
2**	9389.750	19.21	6.92	54.0	34.79	AV	188.10	100	Vertical	Pass
3	10181.750	30.47	8.02	68.2	37.73	Peak	152.70	100	Vertical	Pass
3**	10181.750	19.67	8.02	--	-19.67	AV	152.70	100	Vertical	N/A
4	12475.250	32.53	9.71	74.0	41.47	Peak	95.00	100	Vertical	Pass
4**	12475.250	23.39	9.71	54.0	30.61	AV	95.00	100	Vertical	Pass
5	14804.500	39.61	16.57	68.2	28.59	Peak	224.90	100	Vertical	Pass
5**	14804.500	29.59	16.57	--	-29.59	AV	224.90	100	Vertical	N/A
6	17829.501	44.35	20.63	74.0	29.65	Peak	114.70	100	Vertical	Pass
6**	17829.501	36.94	20.63	54.0	17.06	AV	114.70	100	Vertical	Pass

WIFI5GB3-N40-High channel-Horizontal-TX

Test result

Project Number: Certification

Test Time: 2025-02-24_09.33.41

EUT Name:	N.A	Test Engineer:	XCJ
Manufacturer:	N.A	Test Standard:	FCC
Model:	N.A	Work Addition:	TX
Temp.(oC):	25.1	Load:	Full load
Hum.:	47%	Remark:	DR-RSE01-E24120036-01#02

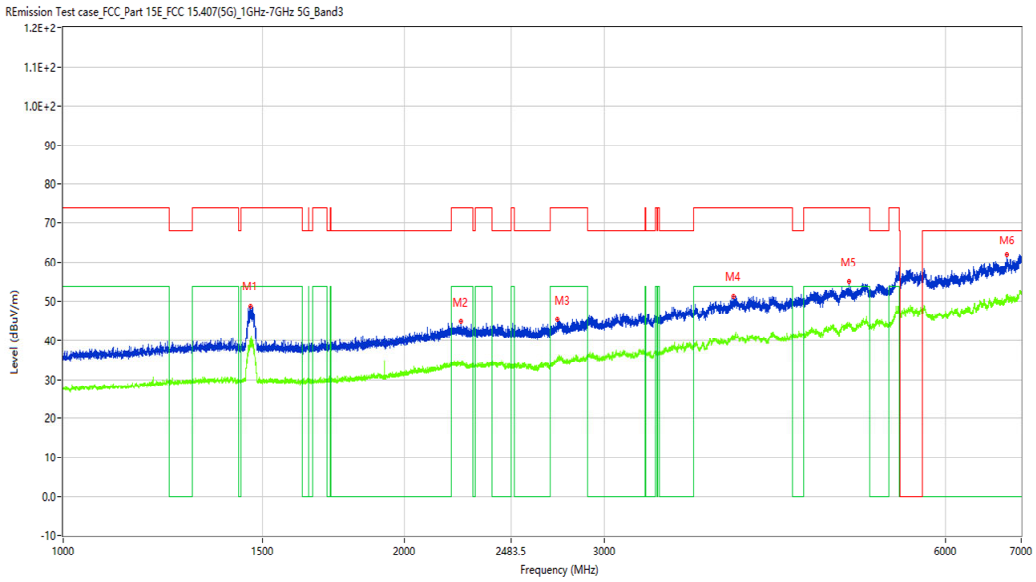

No.	Frequency (MHz)	Results (dBuV/m)	Factor (dB/m)	Limit (dBuV/m)	Margin (dB)	Detector	Table (Degree)	Height (cm)	Antenna	Verdict
1	1463.192	48.79	-15.34	74.0	25.21	Peak	70.30	100	Horizontal	Pass
1**	1463.192	39.83	-15.34	54.0	14.17	AV	70.30	100	Horizontal	Pass
2	2244.344	44.74	-10.89	74.0	29.26	Peak	119.10	100	Horizontal	Pass
2**	2244.344	33.97	-10.89	54.0	20.03	AV	119.10	100	Horizontal	Pass
3	2728.784	45.22	-8.97	74.0	28.78	Peak	240.40	100	Horizontal	Pass
3**	2728.784	35.07	-8.97	54.0	18.93	AV	240.40	100	Horizontal	Pass
4	3901.887	51.32	-1.14	74.0	22.68	Peak	39.40	100	Horizontal	Pass
4**	3901.887	40.80	-1.14	54.0	13.20	AV	39.40	100	Horizontal	Pass
5	4932.258	55.03	1.93	74.0	18.97	Peak	149.90	100	Horizontal	Pass
5**	4932.258	43.75	1.93	54.0	10.25	AV	149.90	100	Horizontal	Pass
6	6803.025	61.88	7.89	68.2	6.32	Peak	13.30	100	Horizontal	Pass
6**	6803.025	50.83	7.89	--	-50.83	AV	13.30	100	Horizontal	N/A

Test result

Project Number: 1744444

Test Time: 2025-02-27_10.26.30

EUT Name:	N.A	Test Engineer:	XCJ
Manufacturer:	N.A	Test Standard:	FCC
Model:	N.A	Work Addition:	TX
Temp.(oC):	22.3	Load:	Full load
Hum.:	42%	Remark:	DR-RSE01-E24120036-01#02

No.	Frequency (MHz)	Results (dBuV/m)	Factor (dB/m)	Limit (dBuV/m)	Margin (dB)	Detector	Table (Degree)	Height (cm)	Antenna	Verdict
1	7539.000	25.34	5.31	74.0	48.66	Peak	222.40	100	Horizontal	Pass
1**	7539.000	16.51	5.31	54.0	37.49	AV	222.40	100	Horizontal	Pass
2	9384.250	28.25	6.79	74.0	45.75	Peak	312.10	100	Horizontal	Pass
2**	9384.250	18.93	6.79	54.0	35.07	AV	312.10	100	Horizontal	Pass
3	12464.250	32.81	9.93	74.0	41.19	Peak	57.60	100	Horizontal	Pass
3**	12464.250	24.19	9.93	54.0	29.81	AV	57.60	100	Horizontal	Pass
4	15761.500	37.37	12.57	74.0	36.63	Peak	0.00	100	Horizontal	Pass
4**	15761.500	28.88	12.57	54.0	25.12	AV	0.00	100	Horizontal	Pass
5	16839.500	42.02	17.59	68.2	26.18	Peak	187.80	100	Horizontal	Pass
5**	16839.500	32.43	17.59	--	-32.43	AV	187.80	100	Horizontal	N/A
6	17832.249	44.86	20.82	74.0	29.14	Peak	360.00	100	Horizontal	Pass
6**	17832.249	36.76	20.82	54.0	17.24	AV	360.00	100	Horizontal	Pass

WIFI5GB3-N40-High channel-Vertical-TX

Test result

Project Number: Certification

Test Time: 2025-02-24_09.41.20

EUT Name:	N.A	Test Engineer:	XCJ
Manufacturer:	N.A	Test Standard:	FCC
Model:	N.A	Work Addition:	TX
Temp.(oC):	25.1	Load:	Full load
Hum.:	47%	Remark:	DR-RSE01-E24120036-01#02

No.	Frequency (MHz)	Results (dBuV/m)	Factor (dB/m)	Limit (dBuV/m)	Margin (dB)	Detector	Table (Degree)	Height (cm)	Antenna	Verdict
1	1196.975	40.45	-16.10	74.0	33.55	Peak	302.30	100	Vertical	Pass
1**	1196.975	28.90	-16.10	54.0	25.10	AV	302.30	100	Vertical	Pass
2	1514.686	39.59	-15.58	74.0	34.41	Peak	83.00	100	Vertical	Pass
2**	1514.686	29.48	-15.58	54.0	24.52	AV	83.00	100	Vertical	Pass
3	2237.095	43.84	-10.83	74.0	30.16	Peak	122.90	100	Vertical	Pass
3**	2237.095	33.75	-10.83	54.0	20.25	AV	122.90	100	Vertical	Pass
4	2810.774	44.98	-8.90	74.0	29.02	Peak	109.80	100	Vertical	Pass
4**	2810.774	34.85	-8.90	54.0	19.15	AV	109.80	100	Vertical	Pass
5	4226.347	51.65	-0.82	74.0	22.35	Peak	15.90	100	Vertical	Pass
5**	4226.347	41.53	-0.82	54.0	12.47	AV	15.90	100	Vertical	Pass
6	6441.570	59.68	6.55	68.2	8.52	Peak	303.50	100	Vertical	Pass
6**	6441.570	49.53	6.55	--	-49.53	AV	303.50	100	Vertical	N/A

Test result

Project Number: Certification

Test Time: 2025-02-26_18.17.17

EUT Name:	N.A	Test Engineer:	XCJ
Manufacturer:	N.A	Test Standard:	FCC
Model:	N.A	Work Addition:	TX
Temp.(oC):	25.1	Load:	Full load
Hum.:	47%	Remark:	DR-RSE01-E24120036-01#02

No.	Frequency (MHz)	Results (dBuV/m)	Factor (dB/m)	Limit (dBuV/m)	Margin (dB)	Detector	Table (Degree)	Height (cm)	Antenna	Verdict
1	7555.500	25.68	5.10	74.0	48.32	Peak	248.70	100	Vertical	Pass
1**	7555.500	16.90	5.10	54.0	37.10	AV	248.70	100	Vertical	Pass
2	8738.000	27.08	5.26	68.2	41.12	Peak	126.20	100	Vertical	Pass
2**	8738.000	17.82	5.26	--	-17.82	AV	126.20	100	Vertical	N/A
3	11064.500	31.81	9.72	74.0	42.19	Peak	1.00	100	Vertical	Pass
3**	11064.500	25.23	9.72	54.0	28.77	AV	1.00	100	Vertical	Pass
4	14592.750	38.31	15.76	68.2	29.89	Peak	248.70	100	Vertical	Pass
4**	14592.750	30.06	15.76	--	-30.06	AV	248.70	100	Vertical	N/A
5	17205.250	42.17	18.68	68.2	26.03	Peak	0.00	100	Vertical	Pass
5**	17205.250	33.86	18.68	--	-33.86	AV	0.00	100	Vertical	N/A
6	17821.250	44.77	20.56	74.0	29.23	Peak	126.20	100	Vertical	Pass
6**	17821.250	35.88	20.56	54.0	18.12	AV	126.20	100	Vertical	Pass

WIFI5GB4-A-Low channel-Horizontal-TX

Test result

Project Number: Certification

Test Time: 2025-02-23_15.21.43

EUT Name:	N.A	Test Engineer:	XCJ
Manufacturer:	N.A	Test Standard:	FCC
Model:	N.A	Work Addition:	TX
Temp.(oC):	25.1	Load:	Full load
Hum.:	47%	Remark:	DR-RSE01-E24120036-01#02

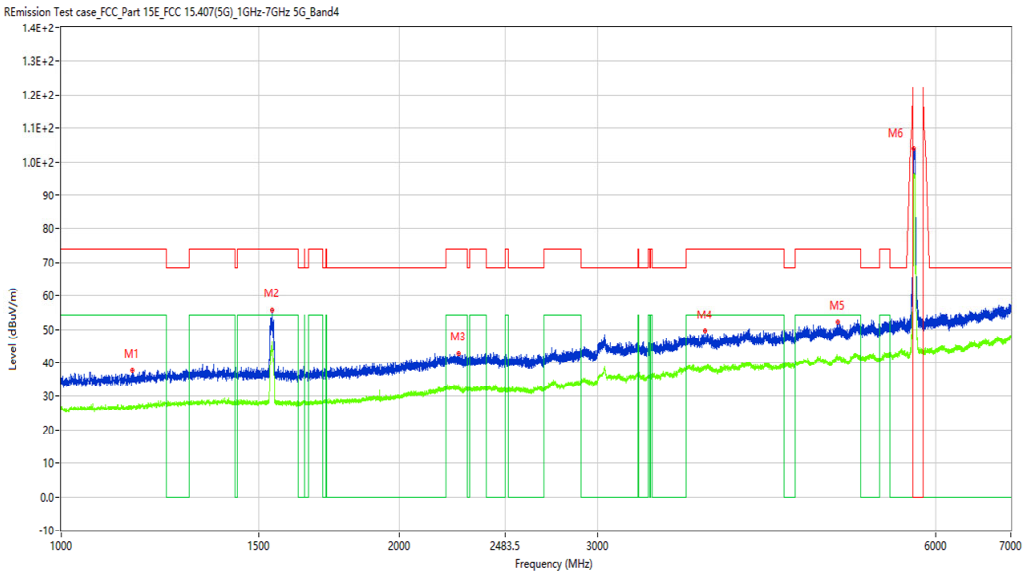

No.	Frequency (MHz)	Results (dBuV/m)	Factor (dB/m)	Limit (dBuV/m)	Margin (dB)	Detector	Table (Degree)	Height (cm)	Antenna	Verdict
1	1156.250	37.71	-16.40	74.0	36.29	Peak	90.50	100	Horizontal	Pass
1**	1156.250	26.75	-16.40	54.0	27.25	AV	90.50	100	Horizontal	Pass
2	1540.750	55.79	-15.45	74.0	18.21	Peak	75.60	100	Horizontal	Pass
2**	1540.750	44.32	-15.45	54.0	9.68	AV	75.60	100	Horizontal	Pass
3	2258.250	42.80	-10.45	74.0	31.20	Peak	189.10	100	Horizontal	Pass
3**	2258.250	32.60	-10.45	54.0	21.40	AV	189.10	100	Horizontal	Pass
4	3741.000	49.50	-2.60	74.0	24.50	Peak	195.00	100	Horizontal	Pass
4**	3741.000	38.96	-2.60	54.0	15.04	AV	195.00	100	Horizontal	Pass
5	4908.000	52.14	-0.25	74.0	21.86	Peak	195.00	100	Horizontal	Pass
5**	4908.000	41.70	-0.25	54.0	12.30	AV	195.00	100	Horizontal	Pass
6	5738.000	103.73	0.87	--	-26.73	Peak	77.00	100	Horizontal	N/A
6**	5738.000	95.54	0.87	--	-95.54	AV	77.00	100	Horizontal	N/A

Test result

Project Number: Certification

Test Time: 2025-02-26_18.43.21

EUT Name:	N.A	Test Engineer:	XCJ
Manufacturer:	N.A	Test Standard:	FCC
Model:	N.A	Work Addition:	TX
Temp.(oC):	25.1	Load:	Full load
Hum.:	47%	Remark:	DR-RSE01-E24120036-01#02

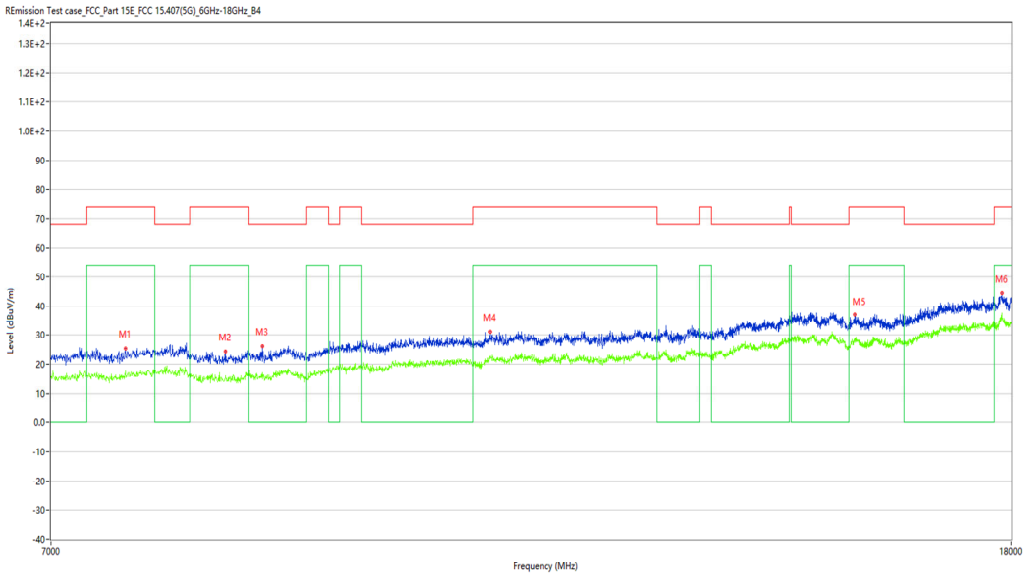

No.	Frequency (MHz)	Results (dBuV/m)	Factor (dB/m)	Limit (dBuV/m)	Margin (dB)	Detector	Table (Degree)	Height (cm)	Antenna	Verdict
1	7533.500	25.57	5.41	74.0	48.43	Peak	189.20	100	Horizontal	Pass
1**	7533.500	17.69	5.41	54.0	36.31	AV	189.20	100	Horizontal	Pass
2	8311.750	24.38	4.25	74.0	49.62	Peak	150.50	100	Horizontal	Pass
2**	8311.750	16.15	4.25	54.0	37.85	AV	150.50	100	Horizontal	Pass
3	8619.750	26.17	4.45	68.2	42.03	Peak	150.50	100	Horizontal	Pass
3**	8619.750	17.17	4.45	--	-17.17	AV	150.50	100	Horizontal	N/A
4	10778.500	31.18	9.74	74.0	42.82	Peak	189.20	100	Horizontal	Pass
4**	10778.500	22.81	9.74	54.0	31.19	AV	189.20	100	Horizontal	Pass
5	15431.500	37.14	14.15	74.0	36.86	Peak	57.40	100	Horizontal	Pass
5**	15431.500	28.71	14.15	54.0	25.29	AV	57.40	100	Horizontal	Pass
6	17840.501	44.37	20.65	74.0	29.63	Peak	315.00	100	Horizontal	Pass
6**	17840.501	37.72	20.65	54.0	16.28	AV	315.00	100	Horizontal	Pass

WIFI5GB4-A-Low channel-Vertical-TX

Test result

Project Number: Certification

Test Time: 2025-02-23_16.12.59

EUT Name:	N.A	Test Engineer:	XCJ
Manufacturer:	N.A	Test Standard:	FCC
Model:	N.A	Work Addition:	TX
Temp.(oC):	25.1	Load:	Full load
Hum.:	47%	Remark:	DR-RSE01-E24120036-01#02

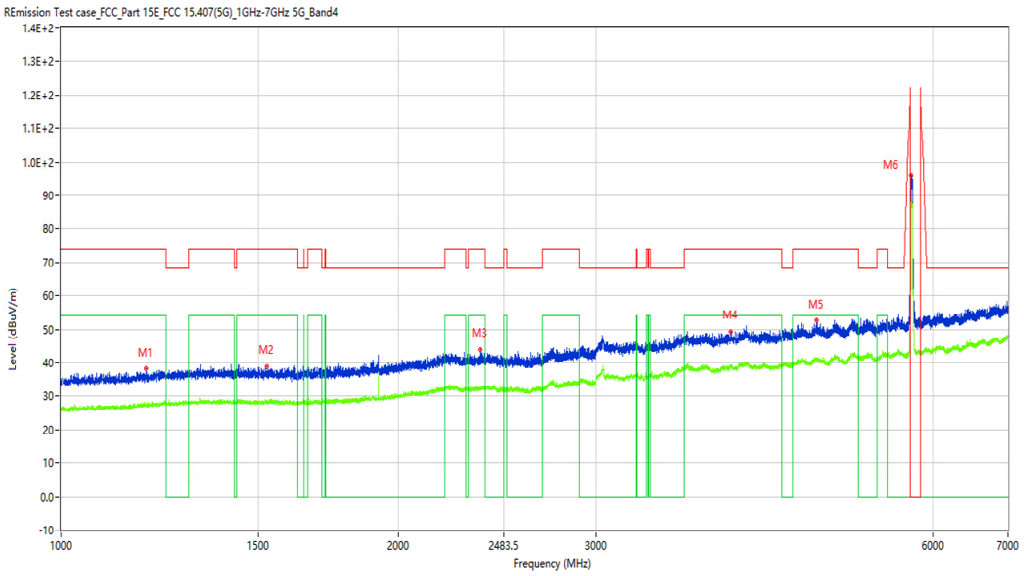

No.	Frequency (MHz)	Results (dBuV/m)	Factor (dB/m)	Limit (dBuV/m)	Margin (dB)	Detector	Table (Degree)	Height (cm)	Antenna	Verdict
1	1191.250	38.21	-16.06	74.0	35.79	Peak	236.70	100	Vertical	Pass
1**	1191.250	27.69	-16.06	54.0	26.31	AV	236.70	100	Vertical	Pass
2	1525.000	39.00	-15.42	74.0	35.00	Peak	96.00	100	Vertical	Pass
2**	1525.000	28.58	-15.42	54.0	25.42	AV	96.00	100	Vertical	Pass
3	2367.000	43.91	-10.94	74.0	30.09	Peak	65.20	100	Vertical	Pass
3**	2367.000	32.59	-10.94	54.0	21.41	AV	65.20	100	Vertical	Pass
4	3960.000	49.28	-2.43	74.0	24.72	Peak	0.00	100	Vertical	Pass
4**	3960.000	38.12	-2.43	54.0	15.88	AV	0.00	100	Vertical	Pass
5	4721.000	52.58	-0.69	74.0	21.42	Peak	83.30	100	Vertical	Pass
5**	4721.000	40.95	-0.69	54.0	13.05	AV	83.30	100	Vertical	Pass
6	5739.000	96.02	0.90	--	210.18	Peak	306.20	100	Vertical	Pass
6**	5739.000	87.44	0.90	--	-87.44	AV	306.20	100	Vertical	N/A

Test result

Project Number: Certification

Test Time: 2025-02-26_18.21.05

EUT Name:	N.A	Test Engineer:	XCJ
Manufacturer:	N.A	Test Standard:	FCC
Model:	N.A	Work Addition:	TX
Temp.(oC):	25.1	Load:	Full load
Hum.:	47%	Remark:	DR-RSE01-E24120036-01#02

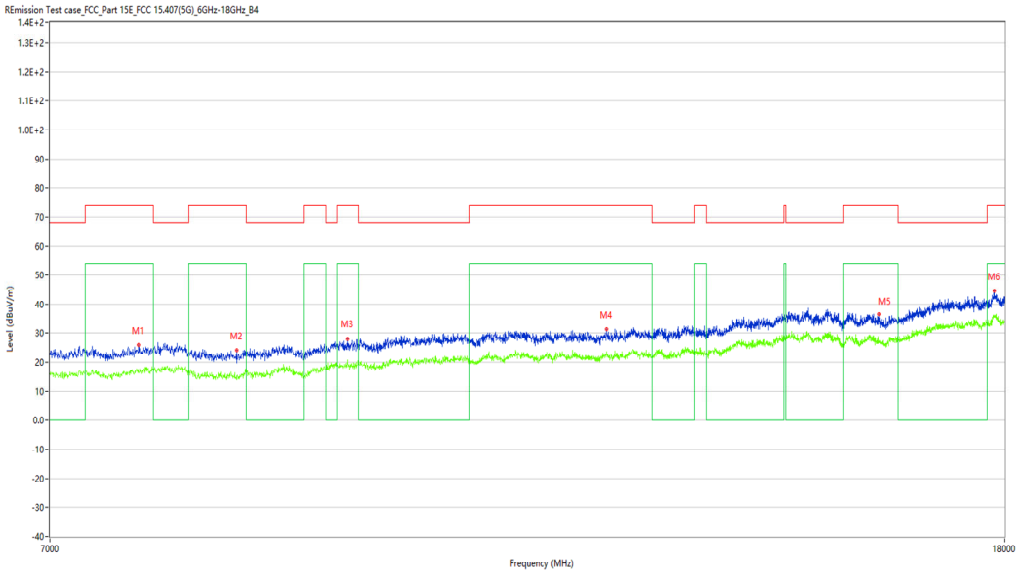

No.	Frequency (MHz)	Results (dBuV/m)	Factor (dB/m)	Limit (dBuV/m)	Margin (dB)	Detector	Table (Degree)	Height (cm)	Antenna	Verdict
1	7643.500	26.01	5.42	74.0	47.99	Peak	359.00	100	Vertical	Pass
1**	7643.500	17.35	5.42	54.0	36.65	AV	359.00	100	Vertical	Pass
2	8419.000	24.10	3.78	74.0	49.90	Peak	223.30	100	Vertical	Pass
2**	8419.000	15.47	3.78	54.0	38.53	AV	223.30	100	Vertical	Pass
3	9395.250	27.98	7.06	74.0	46.02	Peak	327.90	100	Vertical	Pass
3**	9395.250	20.90	7.06	54.0	33.10	AV	327.90	100	Vertical	Pass
4	12142.500	31.33	9.92	74.0	42.67	Peak	359.00	100	Vertical	Pass
4**	12142.500	23.06	9.92	54.0	30.94	AV	359.00	100	Vertical	Pass
5	15904.500	36.63	12.56	74.0	37.37	Peak	223.30	100	Vertical	Pass
5**	15904.500	27.30	12.56	54.0	26.70	AV	223.30	100	Vertical	Pass
6	17821.250	44.50	20.56	74.0	29.50	Peak	223.30	100	Vertical	Pass
6**	17821.250	36.17	20.56	54.0	17.83	AV	223.30	100	Vertical	Pass

WIFI5GB4-A-Middle channel-Horizontal-TX

Test result

Project Number: Certification

Test Time: 2025-02-23_15.26.32

EUT Name:	N.A	Test Engineer:	XCJ
Manufacturer:	N.A	Test Standard:	FCC
Model:	N.A	Work Addition:	TX
Temp.(oC):	25.1	Load:	Full load
Hum.:	47%	Remark:	DR-RSE01-E24120036-01#02

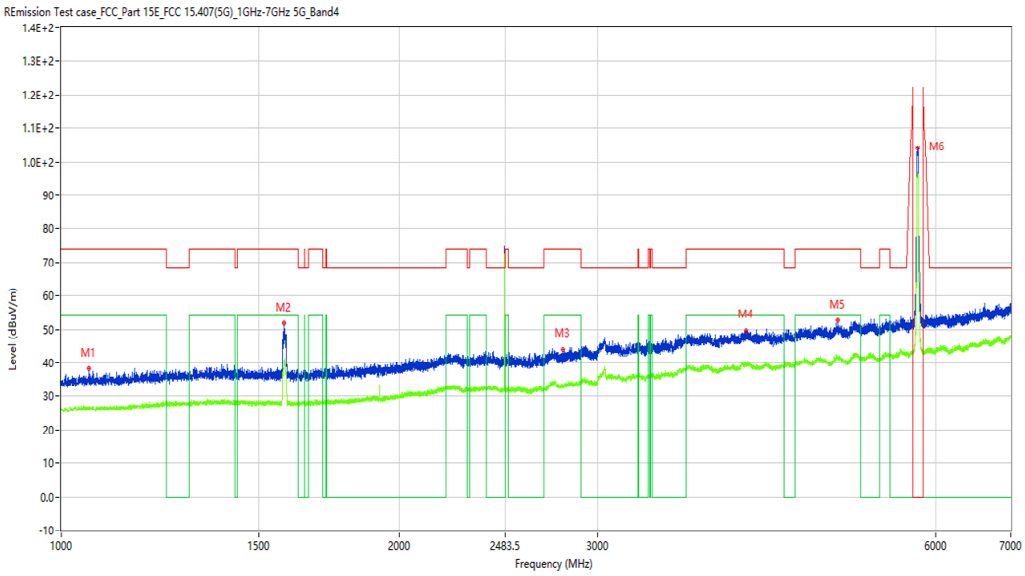

No.	Frequency (MHz)	Results (dBuV/m)	Factor (dB/m)	Limit (dBuV/m)	Margin (dB)	Detector	Table (Degree)	Height (cm)	Antenna	Verdict
1	1059.000	38.18	-16.58	74.0	35.82	Peak	167.20	100	Horizontal	Pass
1**	1059.000	27.03	-16.58	54.0	26.97	AV	167.20	100	Horizontal	Pass
2	1578.250	51.73	-15.62	74.0	22.27	Peak	84.20	100	Horizontal	Pass
2**	1578.250	40.89	-15.62	54.0	13.11	AV	84.20	100	Horizontal	Pass
3	2795.000	43.86	-8.78	74.0	30.14	Peak	84.20	100	Horizontal	Pass
3**	2795.000	33.01	-8.78	54.0	20.99	AV	84.20	100	Horizontal	Pass
4	4071.500	49.54	-1.40	74.0	24.46	Peak	299.50	100	Horizontal	Pass
4**	4071.500	39.96	-1.40	54.0	14.04	AV	299.50	100	Horizontal	Pass
5	4907.500	52.85	-0.24	74.0	21.15	Peak	299.50	100	Horizontal	Pass
5**	4907.500	41.49	-0.24	54.0	12.51	AV	299.50	100	Horizontal	Pass
6	5786.500	104.18	1.50	--	-2.28	Peak	101.90	100	Horizontal	N/A
6**	5786.500	96.19	1.50	--	-96.19	AV	101.90	100	Horizontal	N/A

Test result

Project Number: Certification

Test Time: 2025-02-26_18.48.27

EUT Name:	N.A	Test Engineer:	XCJ
Manufacturer:	N.A	Test Standard:	FCC
Model:	N.A	Work Addition:	TX
Temp.(oC):	25.1	Load:	Full load
Hum.:	47%	Remark:	DR-RSE01-E24120036-01#02

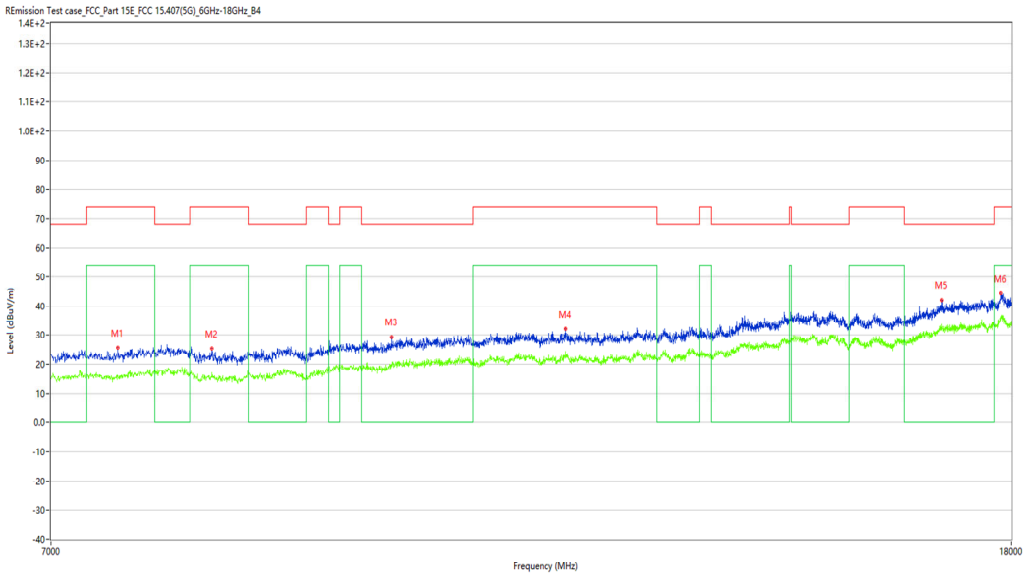

No.	Frequency (MHz)	Results (dBuV/m)	Factor (dB/m)	Limit (dBuV/m)	Margin (dB)	Detector	Table (Degree)	Height (cm)	Antenna	Verdict
1	7478.500	25.75	5.18	74.0	48.25	Peak	317.10	100	Horizontal	Pass
1**	7478.500	16.19	5.18	54.0	37.81	AV	317.10	100	Horizontal	Pass
2	8201.750	25.36	4.66	74.0	48.64	Peak	212.50	100	Horizontal	Pass
2**	8201.750	17.15	4.66	54.0	36.85	AV	212.50	100	Horizontal	Pass
3	9783.000	29.43	7.82	68.2	38.77	Peak	69.60	100	Horizontal	Pass
3**	9783.000	19.39	7.82	--	-19.39	AV	69.60	100	Horizontal	N/A
4	11614.500	32.20	10.00	74.0	41.80	Peak	317.10	100	Horizontal	Pass
4**	11614.500	24.46	10.00	54.0	29.54	AV	317.10	100	Horizontal	Pass
5	16809.250	42.00	17.50	68.2	26.20	Peak	123.20	100	Horizontal	Pass
5**	16809.250	33.77	17.50	--	-33.77	AV	123.20	100	Horizontal	N/A
6	17818.499	44.24	20.52	74.0	29.76	Peak	317.10	100	Horizontal	Pass
6**	17818.499	36.14	20.52	54.0	17.86	AV	317.10	100	Horizontal	Pass

WIFI5GB4-A-Middle channel- Vertical-TX

Test result

Project Number: Certification

Test Time: 2025-02-23_16.20.29

EUT Name:	N.A	Test Engineer:	XCJ
Manufacturer:	N.A	Test Standard:	FCC
Model:	N.A	Work Addition:	TX
Temp.(oC):	25.1	Load:	Full load
Hum.:	47%	Remark:	DR-RSE01-E24120036-01#02

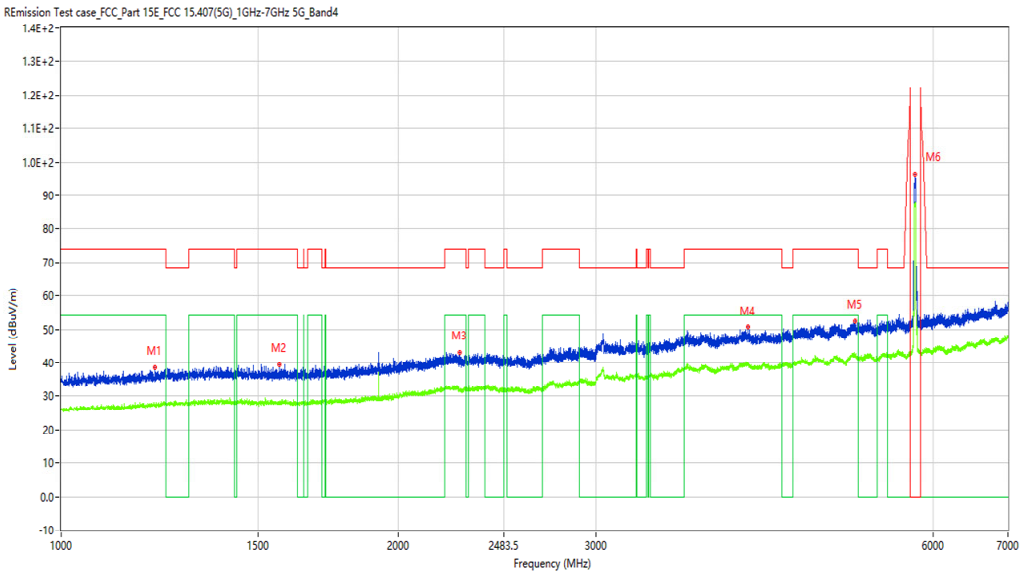

No.	Frequency (MHz)	Results (dBuV/m)	Factor (dB/m)	Limit (dBuV/m)	Margin (dB)	Detector	Table (Degree)	Height (cm)	Antenna	Verdict
1	1213.250	38.62	-15.95	74.0	35.38	Peak	230.80	100	Vertical	Pass
1**	1213.250	27.85	-15.95	54.0	26.15	AV	230.80	100	Vertical	Pass
2	1567.000	39.47	-15.72	74.0	34.53	Peak	167.10	100	Vertical	Pass
2**	1567.000	28.24	-15.72	54.0	25.76	AV	167.10	100	Vertical	Pass
3	2270.000	43.23	-10.77	74.0	30.77	Peak	360.00	100	Vertical	Pass
3**	2270.000	31.91	-10.77	54.0	22.09	AV	360.00	100	Vertical	Pass
4	4101.500	50.61	-1.70	74.0	23.39	Peak	12.60	100	Vertical	Pass
4**	4101.500	40.13	-1.70	54.0	13.87	AV	12.60	100	Vertical	Pass
5	5112.000	52.50	0.25	74.0	21.50	Peak	111.60	100	Vertical	Pass
5**	5112.000	42.49	0.25	54.0	11.51	AV	111.60	100	Vertical	Pass
6	5782.000	96.33	1.58	--	263.67	Peak	360.00	100	Vertical	Pass
6**	5782.000	87.82	1.58	--	-87.82	AV	360.00	100	Vertical	N/A

Test result

Project Number: Certification

Test Time: 2025-02-26_18.24.36

EUT Name:	N.A	Test Engineer:	XCJ
Manufacturer:	N.A	Test Standard:	FCC
Model:	N.A	Work Addition:	TX
Temp.(oC):	25.1	Load:	Full load
Hum.:	47%	Remark:	DR-RSE01-E24120036-01#02

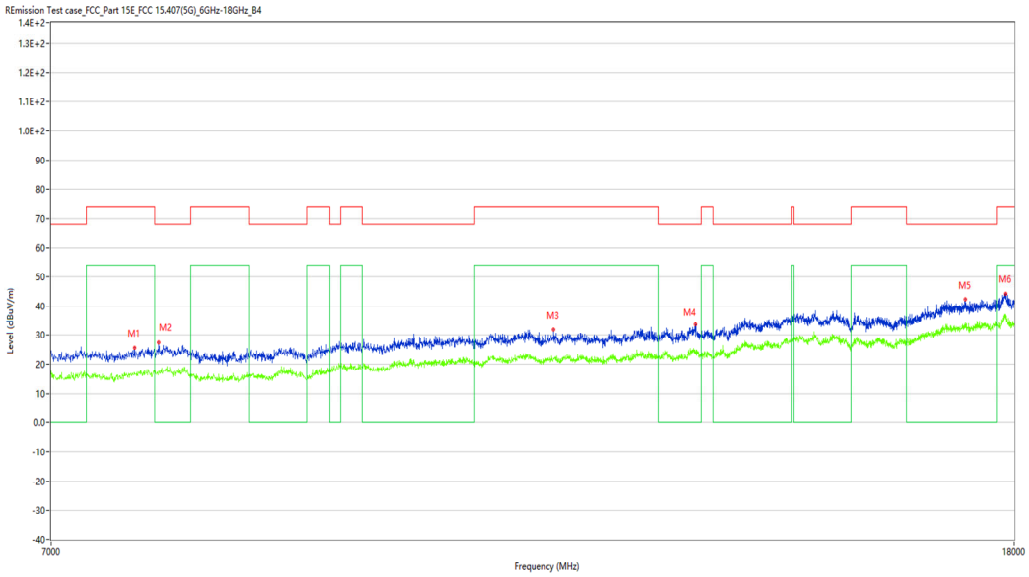

No.	Frequency (MHz)	Results (dBuV/m)	Factor (dB/m)	Limit (dBuV/m)	Margin (dB)	Detector	Table (Degree)	Height (cm)	Antenna	Verdict
1	7596.750	25.64	5.20	74.0	48.36	Peak	228.40	100	Vertical	Pass
1**	7596.750	17.31	5.20	54.0	36.69	AV	228.40	100	Vertical	Pass
2	7783.750	27.50	5.32	68.2	40.70	Peak	190.80	100	Vertical	Pass
2**	7783.750	17.61	5.32	--	-17.61	AV	190.80	100	Vertical	N/A
3	11457.750	31.88	9.80	74.0	42.12	Peak	320.70	100	Vertical	Pass
3**	11457.750	22.18	9.80	54.0	31.82	AV	320.70	100	Vertical	Pass
4	13171.000	33.79	10.59	68.2	34.41	Peak	282.70	100	Vertical	Pass
4**	13171.000	24.11	10.59	--	-24.11	AV	282.70	100	Vertical	N/A
5	17164.000	42.32	18.72	68.2	25.88	Peak	82.50	100	Vertical	Pass
5**	17164.000	33.27	18.72	--	-33.27	AV	82.50	100	Vertical	N/A
6	17851.501	44.20	20.69	74.0	29.80	Peak	82.50	100	Vertical	Pass
6**	17851.501	36.27	20.69	54.0	17.73	AV	82.50	100	Vertical	Pass

WIFI5GB4-A-High channel-Horizontal-TX

Test result

Project Number: Certification

Test Time: 2025-02-23_15.31.02

EUT Name:	N.A	Test Engineer:	XCJ
Manufacturer:	N.A	Test Standard:	FCC
Model:	N.A	Work Addition:	TX
Temp.(oC):	25.1	Load:	Full load
Hum.:	47%	Remark:	DR-RSE01-E24120036-01#02

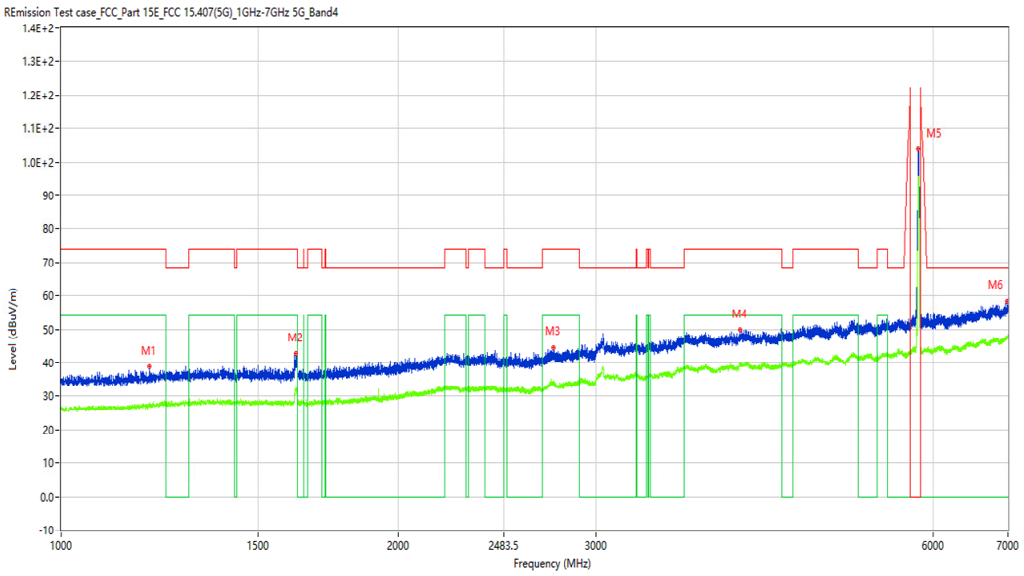

No.	Frequency (MHz)	Results (dBuV/m)	Factor (dB/m)	Limit (dBuV/m)	Margin (dB)	Detector	Table (Degree)	Height (cm)	Antenna	Verdict
1	1199.750	38.78	-16.04	74.0	35.22	Peak	173.10	100	Horizontal	Pass
1**	1199.750	28.21	-16.04	54.0	25.79	AV	173.10	100	Horizontal	Pass
2	1620.500	42.72	-15.79	74.0	31.28	Peak	44.40	100	Horizontal	Pass
2**	1620.500	32.58	-15.79	54.0	21.42	AV	44.40	100	Horizontal	Pass
3	2750.000	44.64	-8.76	74.0	29.36	Peak	304.10	100	Horizontal	Pass
3**	2750.000	34.19	-8.76	54.0	19.81	AV	304.10	100	Horizontal	Pass
4	4037.500	49.81	-2.10	74.0	24.19	Peak	151.00	100	Horizontal	Pass
4**	4037.500	39.46	-2.10	54.0	14.54	AV	151.00	100	Horizontal	Pass
5	5822.500	103.94	1.18	--	47.06	Peak	151.00	100	Horizontal	Pass
5**	5822.500	95.45	1.18	--	-95.45	AV	151.00	100	Horizontal	N/A
6	6994.000	58.36	4.69	68.2	9.84	Peak	352.30	100	Horizontal	Pass
6**	6994.000	47.92	4.69	--	-47.92	AV	352.30	100	Horizontal	N/A

Test result

Project Number: Certification

Test Time: 2025-02-26_18.52.09

EUT Name:	N.A	Test Engineer:	XCJ
Manufacturer:	N.A	Test Standard:	FCC
Model:	N.A	Work Addition:	TX
Temp.(oC):	25.1	Load:	Full load
Hum.:	47%	Remark:	DR-RSE01-E24120036-01#02

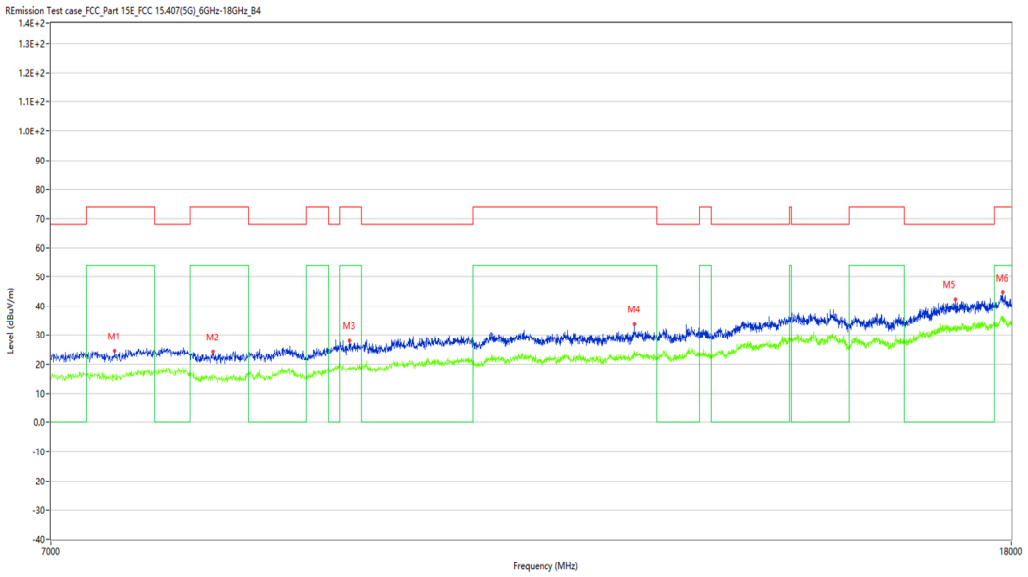

No.	Frequency (MHz)	Results (dBuV/m)	Factor (dB/m)	Limit (dBuV/m)	Margin (dB)	Detector	Table (Degree)	Height (cm)	Antenna	Verdict
1	7453.750	24.79	4.97	74.0	49.21	Peak	360.00	100	Horizontal	Pass
1**	7453.750	16.11	4.97	54.0	37.89	AV	360.00	100	Horizontal	Pass
2	8210.000	24.31	4.64	74.0	49.69	Peak	0.00	100	Horizontal	Pass
2**	8210.000	16.62	4.64	54.0	37.38	AV	0.00	100	Horizontal	Pass
3	9387.000	28.18	6.86	74.0	45.82	Peak	108.50	100	Horizontal	Pass
3**	9387.000	19.20	6.86	54.0	34.80	AV	108.50	100	Horizontal	Pass
4	12425.750	33.86	9.83	74.0	40.14	Peak	108.50	100	Horizontal	Pass
4**	12425.750	23.58	9.83	54.0	30.42	AV	108.50	100	Horizontal	Pass
5	17043.000	42.36	18.24	68.2	25.84	Peak	283.10	100	Horizontal	Pass
5**	17043.000	33.24	18.24	--	-33.24	AV	283.10	100	Horizontal	N/A
6	17848.750	44.64	20.91	74.0	29.36	Peak	360.00	100	Horizontal	Pass
6**	17848.750	36.52	20.91	54.0	17.48	AV	360.00	100	Horizontal	Pass

WIFI5GB4-A-High channel-Vertical-TX

Test result

Project Number: Certification

Test Time: 2025-02-23_16.25.26

EUT Name:	N.A	Test Engineer:	XCJ
Manufacturer:	N.A	Test Standard:	FCC
Model:	N.A	Work Addition:	TX
Temp.(oC):	25.1	Load:	Full load
Hum.:	47%	Remark:	DR-RSE01-E24120036-01#02

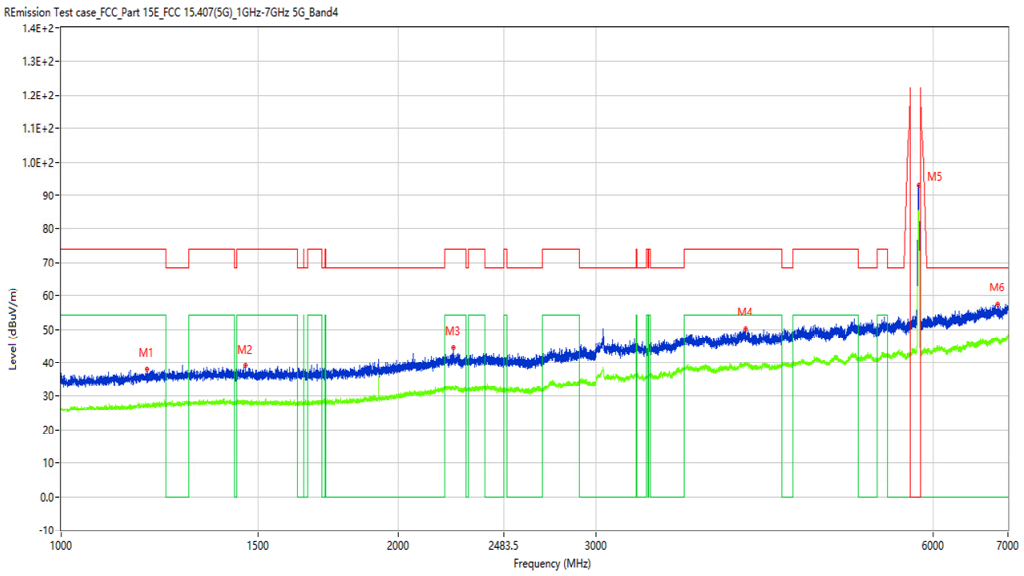

No.	Frequency (MHz)	Results (dBuV/m)	Factor (dB/m)	Limit (dBuV/m)	Margin (dB)	Detector	Table (Degree)	Height (cm)	Antenna	Verdict
1	1192.250	38.10	-16.09	74.0	35.90	Peak	27.30	100	Vertical	Pass
1**	1192.250	27.87	-16.09	54.0	26.13	AV	27.30	100	Vertical	Pass
2	1460.500	39.28	-15.36	74.0	34.72	Peak	360.00	100	Vertical	Pass
2**	1460.500	28.80	-15.36	54.0	25.20	AV	360.00	100	Vertical	Pass
3	2237.750	44.46	-10.87	74.0	29.54	Peak	213.00	100	Vertical	Pass
3**	2237.750	32.83	-10.87	54.0	21.17	AV	213.00	100	Vertical	Pass
4	4081.000	50.20	-1.26	74.0	23.80	Peak	241.10	100	Vertical	Pass
4**	4081.000	39.50	-1.26	54.0	14.50	AV	241.10	100	Vertical	Pass
5	5828.000	93.12	0.81	--	114.48	Peak	207.60	100	Vertical	Pass
5**	5828.000	85.62	0.81	--	-85.62	AV	207.60	100	Vertical	N/A
6	6851.000	57.48	3.92	68.2	10.72	Peak	188.60	100	Vertical	Pass
6**	6851.000	47.10	3.92	--	-47.10	AV	188.60	100	Vertical	N/A

Test result

Project Number: Certification

Test Time: 2025-02-26_18.28.08

EUT Name:	N.A	Test Engineer:	XCJ
Manufacturer:	N.A	Test Standard:	FCC
Model:	N.A	Work Addition:	TX
Temp.(oC):	25.1	Load:	Full load
Hum.:	47%	Remark:	DR-RSE01-E24120036-01#02

No.	Frequency (MHz)	Results (dBuV/m)	Factor (dB/m)	Limit (dBuV/m)	Margin (dB)	Detector	Table (Degree)	Height (cm)	Antenna	Verdict
1	7574.750	25.67	5.16	74.0	48.33	Peak	170.90	100	Vertical	Pass
1**	7574.750	16.76	5.16	54.0	37.24	AV	170.90	100	Vertical	Pass
2	7935.000	27.43	5.65	68.2	40.77	Peak	0.00	100	Vertical	Pass
2**	7935.000	18.12	5.65	--	-18.12	AV	0.00	100	Vertical	N/A
3	11235.000	31.52	9.22	74.0	42.48	Peak	360.00	100	Vertical	Pass
3**	11235.000	23.29	9.22	54.0	30.71	AV	360.00	100	Vertical	Pass
4	13149.000	34.41	10.95	68.2	33.79	Peak	335.70	100	Vertical	Pass
4**	13149.000	25.33	10.95	--	-25.33	AV	335.70	100	Vertical	N/A
5	17188.749	42.20	18.80	68.2	26.00	Peak	170.90	100	Vertical	Pass
5**	17188.749	33.85	18.80	--	-33.85	AV	170.90	100	Vertical	N/A
6	17846.000	44.28	20.96	74.0	29.72	Peak	206.60	100	Vertical	Pass
6**	17846.000	37.22	20.96	54.0	16.78	AV	206.60	100	Vertical	Pass

WIFI5GB4-N20-Low channel-Horizontal-TX

Test result

Project Number: Certification

Test Time: 2025-02-23_15.09.37

EUT Name:	N.A	Test Engineer:	XCJ
Manufacturer:	N.A	Test Standard:	FCC
Model:	N.A	Work Addition:	TX
Temp.(oC):	25.1	Load:	Full load
Hum.:	47%	Remark:	DR-RSE01-E24120036-01#02

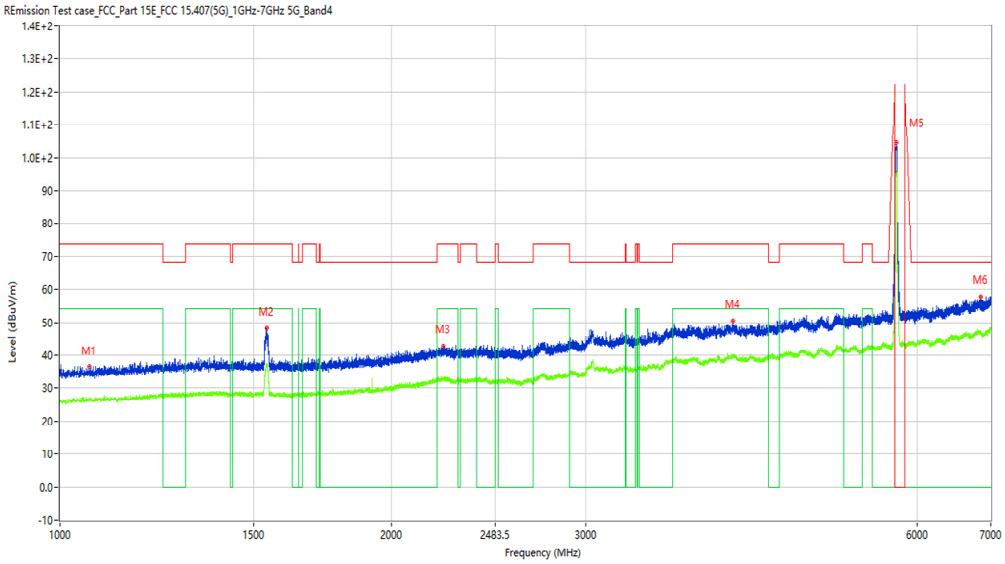

No.	Frequency (MHz)	Results (dBuV/m)	Factor (dB/m)	Limit (dBuV/m)	Margin (dB)	Detector	Table (Degree)	Height (cm)	Antenna	Verdict
1	1064.250	36.60	-16.52	74.0	37.40	Peak	60.40	100	Horizontal	Pass
1**	1064.250	26.96	-16.52	54.0	27.04	AV	60.40	100	Horizontal	Pass
2	1541.000	48.09	-15.45	74.0	25.91	Peak	151.20	100	Horizontal	Pass
2**	1541.000	37.44	-15.45	54.0	16.56	AV	151.20	100	Horizontal	Pass
3	2229.000	42.82	-10.95	74.0	31.18	Peak	1.80	100	Horizontal	Pass
3**	2229.000	32.66	-10.95	54.0	21.34	AV	1.80	100	Horizontal	Pass
4	4084.500	50.51	-1.21	74.0	23.49	Peak	360.00	100	Horizontal	Pass
4**	4084.500	40.25	-1.21	54.0	13.75	AV	360.00	100	Horizontal	Pass
5	5747.000	104.59	1.06	--	18.11	Peak	122.70	100	Horizontal	Pass
5**	5747.000	95.61	1.06	--	-95.61	AV	122.70	100	Horizontal	N/A
6	6850.500	57.73	3.92	68.2	10.47	Peak	360.00	100	Horizontal	Pass
6**	6850.500	46.84	3.92	--	-46.84	AV	360.00	100	Horizontal	N/A

Test result

Project Number: Certification

Test Time: 2025-02-26_18.57.16

EUT Name:	N.A	Test Engineer:	XCJ
Manufacturer:	N.A	Test Standard:	FCC
Model:	N.A	Work Addition:	TX
Temp.(oC):	25.1	Load:	Full load
Hum.:	47%	Remark:	DR-RSE01-E24120036-01#02

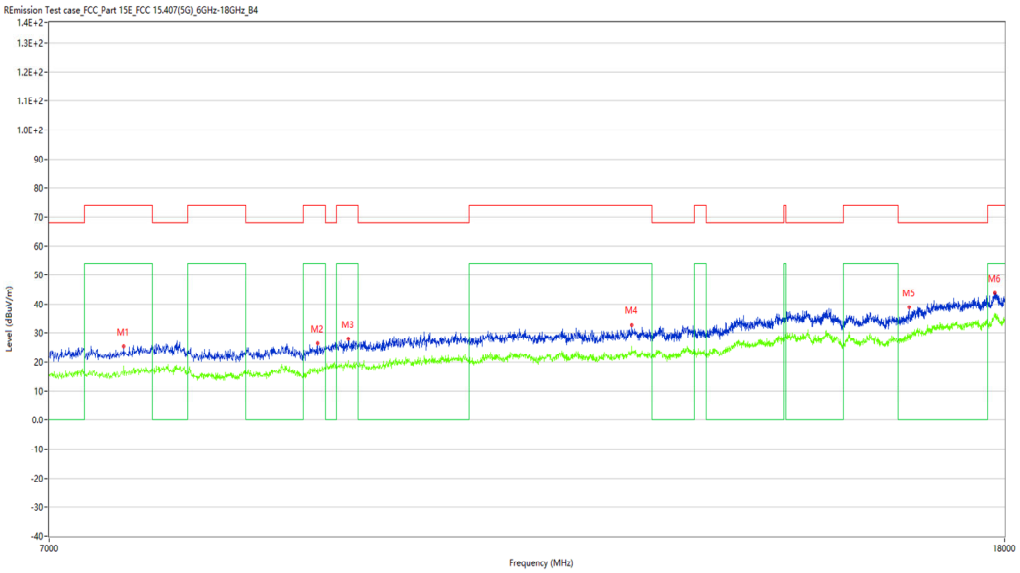

No.	Frequency (MHz)	Results (dBuV/m)	Factor (dB/m)	Limit (dBuV/m)	Margin (dB)	Detector	Table (Degree)	Height (cm)	Antenna	Verdict
1	7536.250	25.51	5.35	74.0	48.49	Peak	360.00	100	Horizontal	Pass
1**	7536.250	18.62	5.35	54.0	35.38	AV	360.00	100	Horizontal	Pass
2	9125.750	26.61	5.66	74.0	47.39	Peak	0.00	100	Horizontal	Pass
2**	9125.750	17.60	5.66	54.0	36.40	AV	0.00	100	Horizontal	Pass
3	9409.000	28.00	6.96	74.0	46.00	Peak	109.40	100	Horizontal	Pass
3**	9409.000	20.60	6.96	54.0	33.40	AV	109.40	100	Horizontal	Pass
4	12450.500	32.79	9.88	74.0	41.21	Peak	285.10	100	Horizontal	Pass
4**	12450.500	25.49	9.88	54.0	28.51	AV	285.10	100	Horizontal	Pass
5	16380.250	39.02	14.63	68.2	29.18	Peak	36.50	100	Horizontal	Pass
5**	16380.250	28.88	14.63	--	-28.88	AV	36.50	100	Horizontal	N/A
6	17824.000	43.78	20.60	74.0	30.22	Peak	71.50	100	Horizontal	Pass
6**	17824.000	36.82	20.60	54.0	17.18	AV	71.50	100	Horizontal	Pass

WIFI5GB4-N20-Low channel-Vertical-TX

Test result

Project Number: Certification

Test Time: 2025-02-23_16.34.23

EUT Name:	N.A	Test Engineer:	XCJ
Manufacturer:	N.A	Test Standard:	FCC
Model:	N.A	Work Addition:	TX
Temp.(oC):	25.1	Load:	Full load
Hum.:	47%	Remark:	DR-RSE01-E24120036-01#02

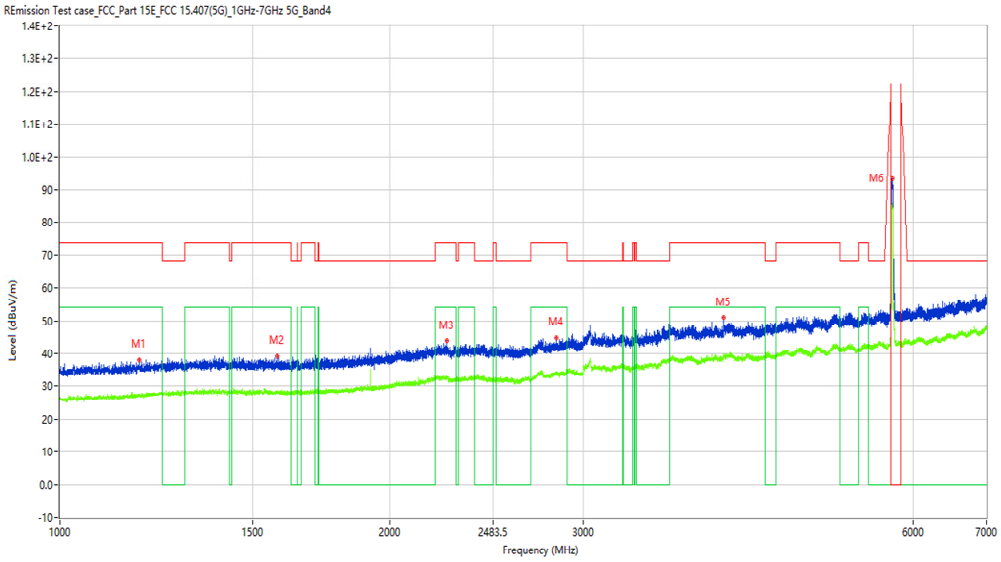

No.	Frequency (MHz)	Results (dBuV/m)	Factor (dB/m)	Limit (dBuV/m)	Margin (dB)	Detector	Table (Degree)	Height (cm)	Antenna	Verdict
1	1182.000	38.01	-15.99	74.0	35.99	Peak	122.50	100	Vertical	Pass
1**	1182.000	27.49	-15.99	54.0	26.51	AV	122.50	100	Vertical	Pass
2	1579.250	39.06	-15.65	74.0	34.94	Peak	360.00	100	Vertical	Pass
2**	1579.250	28.66	-15.65	54.0	25.34	AV	360.00	100	Vertical	Pass
3	2255.250	43.86	-10.69	74.0	30.14	Peak	306.70	100	Vertical	Pass
3**	2255.250	32.65	-10.69	54.0	21.35	AV	306.70	100	Vertical	Pass
4	2834.500	44.79	-8.79	74.0	29.21	Peak	59.20	100	Vertical	Pass
4**	2834.500	34.63	-8.79	54.0	19.37	AV	59.20	100	Vertical	Pass
5	4031.500	50.95	-2.14	74.0	23.05	Peak	114.60	100	Vertical	Pass
5**	4031.500	39.01	-2.14	54.0	14.99	AV	114.60	100	Vertical	Pass
6	5742.000	93.38	0.99	--	157.02	Peak	250.40	100	Vertical	Pass
6**	5742.000	85.76	0.99	--	-85.76	AV	250.40	100	Vertical	N/A

Test result

Project Number: Certification

Test Time: 2025-02-26_18.31.27

EUT Name:	N.A	Test Engineer:	XCJ
Manufacturer:	N.A	Test Standard:	FCC
Model:	N.A	Work Addition:	TX
Temp.(oC):	25.1	Load:	Full load
Hum.:	47%	Remark:	DR-RSE01-E24120036-01#02

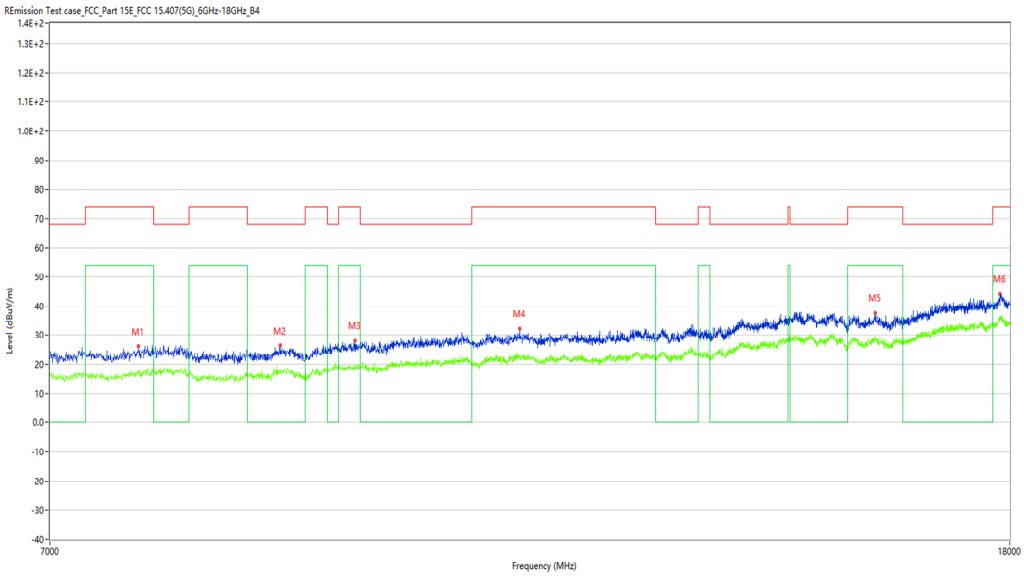

No.	Frequency (MHz)	Results (dBuV/m)	Factor (dB/m)	Limit (dBuV/m)	Margin (dB)	Detector	Table (Degree)	Height (cm)	Antenna	Verdict
1	7638.000	26.28	5.51	74.0	47.72	Peak	360.00	100	Vertical	Pass
1**	7638.000	16.83	5.51	54.0	37.17	AV	360.00	100	Vertical	Pass
2	8782.000	26.47	5.01	68.2	41.73	Peak	46.00	100	Vertical	Pass
2**	8782.000	17.36	5.01	--	-17.36	AV	46.00	100	Vertical	N/A
3	9453.000	27.99	6.94	74.0	46.01	Peak	157.70	100	Vertical	Pass
3**	9453.000	18.31	6.94	54.0	35.69	AV	157.70	100	Vertical	Pass
4	11111.250	32.29	9.28	74.0	41.71	Peak	120.50	100	Vertical	Pass
4**	11111.250	22.75	9.28	54.0	31.25	AV	120.50	100	Vertical	Pass
5	15772.500	37.55	12.43	74.0	36.45	Peak	157.70	100	Vertical	Pass
5**	15772.500	28.22	12.43	54.0	25.78	AV	157.70	100	Vertical	Pass
6	17824.000	44.20	20.60	74.0	29.80	Peak	157.70	100	Vertical	Pass
6**	17824.000	36.40	20.60	54.0	17.60	AV	157.70	100	Vertical	Pass

WIFI5GB4-N20-Middle channel-Horizontal-TX

Test result

Project Number: Certification

Test Time: 2025-02-23_15.12.58

EUT Name:	N.A	Test Engineer:	XCJ
Manufacturer:	N.A	Test Standard:	FCC
Model:	N.A	Work Addition:	TX
Temp.(oC):	25.1	Load:	Full load
Hum.:	47%	Remark:	DR-RSE01-E24120036-01#02

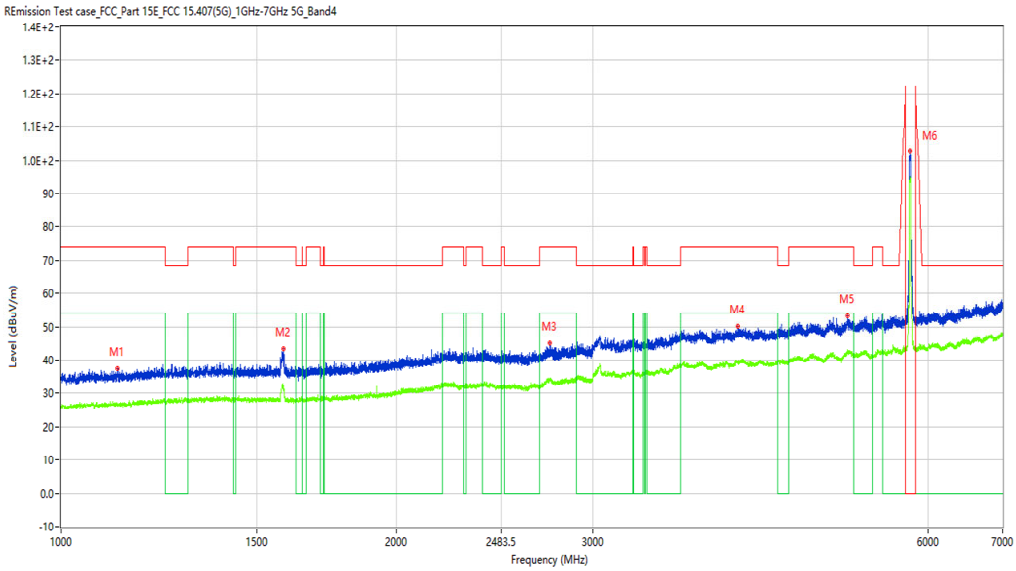

No.	Frequency (MHz)	Results (dBuV/m)	Factor (dB/m)	Limit (dBuV/m)	Margin (dB)	Detector	Table (Degree)	Height (cm)	Antenna	Verdict
1	1124.500	37.35	-16.51	74.0	36.65	Peak	360.00	100	Horizontal	Pass
1**	1124.500	26.58	-16.51	54.0	27.42	AV	360.00	100	Horizontal	Pass
2	1583.500	43.42	-15.78	74.0	30.58	Peak	13.40	100	Horizontal	Pass
2**	1583.500	32.33	-15.78	54.0	21.67	AV	13.40	100	Horizontal	Pass
3	2744.750	45.21	-8.91	74.0	28.79	Peak	330.90	100	Horizontal	Pass
3**	2744.750	33.82	-8.91	54.0	20.18	AV	330.90	100	Horizontal	Pass
4	4053.000	50.12	-1.85	74.0	23.88	Peak	0.00	100	Horizontal	Pass
4**	4053.000	39.05	-1.85	54.0	14.95	AV	0.00	100	Horizontal	Pass
5	5077.500	53.24	0.61	74.0	20.76	Peak	238.90	100	Horizontal	Pass
5**	5077.500	42.72	0.61	54.0	11.28	AV	238.90	100	Horizontal	Pass
6	5780.500	102.68	1.58	--	-28.28	Peak	74.40	100	Horizontal	N/A
6**	5780.500	94.49	1.58	--	-94.49	AV	74.40	100	Horizontal	N/A

Test result

Project Number: Certification

Test Time: 2025-02-26_18.59.22

EUT Name:	N.A	Test Engineer:	XCJ
Manufacturer:	N.A	Test Standard:	FCC
Model:	N.A	Work Addition:	TX
Temp.(oC):	25.1	Load:	Full load
Hum.:	47%	Remark:	DR-RSE01-E24120036-01#02

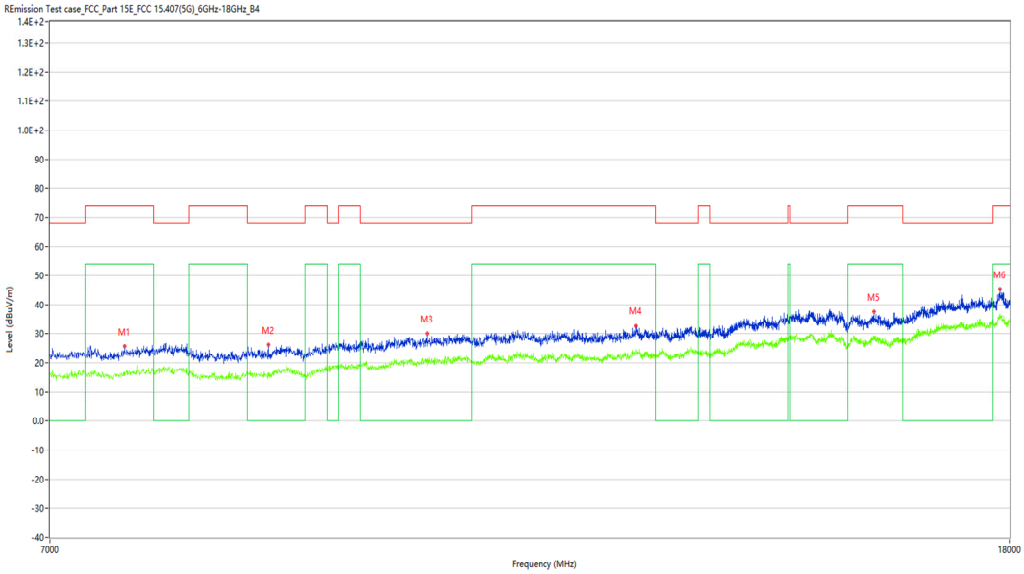

No.	Frequency (MHz)	Results (dBuV/m)	Factor (dB/m)	Limit (dBuV/m)	Margin (dB)	Detector	Table (Degree)	Height (cm)	Antenna	Verdict
1	7533.500	25.79	5.41	74.0	48.21	Peak	0.00	100	Horizontal	Pass
1**	7533.500	16.82	5.41	54.0	37.18	AV	0.00	100	Horizontal	Pass
2	8677.500	26.19	4.69	68.2	42.01	Peak	187.60	100	Horizontal	Pass
2**	8677.500	16.56	4.69	--	-16.56	AV	187.60	100	Horizontal	N/A
3	10143.250	30.19	7.82	68.2	38.01	Peak	0.00	100	Horizontal	Pass
3**	10143.250	21.05	7.82	--	-21.05	AV	0.00	100	Horizontal	N/A
4	12458.750	32.83	10.03	74.0	41.17	Peak	292.90	100	Horizontal	Pass
4**	12458.750	24.62	10.03	54.0	29.38	AV	292.90	100	Horizontal	Pass
5	15750.500	37.62	12.49	74.0	36.38	Peak	148.90	100	Horizontal	Pass
5**	15750.500	28.64	12.49	54.0	25.36	AV	148.90	100	Horizontal	Pass
6	17826.750	45.43	20.60	74.0	28.57	Peak	221.90	100	Horizontal	Pass
6**	17826.750	36.18	20.60	54.0	17.82	AV	221.90	100	Horizontal	Pass

WIFI5GB4-N20-Middle channel- Vertical-TX

Test result

Project Number: Certification

Test Time: 2025-02-23_16.31.08

EUT Name:	N.A	Test Engineer:	XCJ
Manufacturer:	N.A	Test Standard:	FCC
Model:	N.A	Work Addition:	TX
Temp.(oC):	25.1	Load:	Full load
Hum.:	47%	Remark:	DR-RSE01-E24120036-01#02

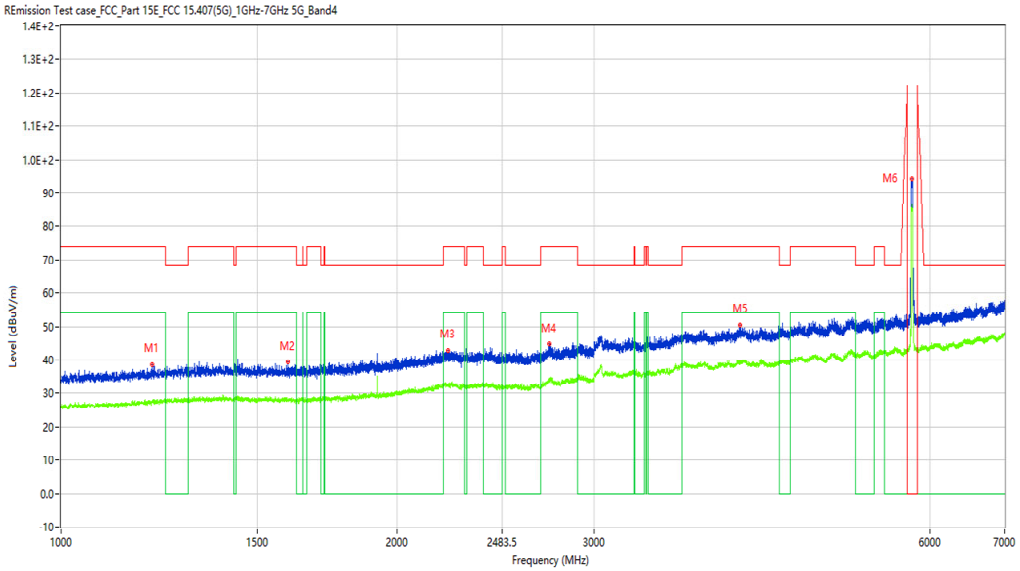

No.	Frequency (MHz)	Results (dBuV/m)	Factor (dB/m)	Limit (dBuV/m)	Margin (dB)	Detector	Table (Degree)	Height (cm)	Antenna	Verdict
1	1207.250	38.62	-15.96	74.0	35.38	Peak	216.70	100	Vertical	Pass
1**	1207.250	27.27	-15.96	54.0	26.73	AV	216.70	100	Vertical	Pass
2	1595.500	39.40	-15.72	74.0	34.60	Peak	0.00	100	Vertical	Pass
2**	1595.500	28.19	-15.72	54.0	25.81	AV	0.00	100	Vertical	Pass
3	2221.750	42.79	-10.89	74.0	31.21	Peak	41.00	100	Vertical	Pass
3**	2221.750	32.37	-10.89	54.0	21.63	AV	41.00	100	Vertical	Pass
4	2737.000	44.69	-8.85	74.0	29.31	Peak	0.00	100	Vertical	Pass
4**	2737.000	34.59	-8.85	54.0	19.41	AV	0.00	100	Vertical	Pass
5	4059.500	50.41	-1.83	74.0	23.59	Peak	359.90	100	Vertical	Pass
5**	4059.500	39.63	-1.83	54.0	14.37	AV	359.90	100	Vertical	Pass
6	5781.500	94.36	1.58	--	105.84	Peak	200.20	100	Vertical	Pass
6**	5781.500	86.15	1.58	--	-86.15	AV	200.20	100	Vertical	N/A

Test result

Project Number: Certification

Test Time: 2025-02-26_18.33.37

EUT Name:	N.A	Test Engineer:	XCJ
Manufacturer:	N.A	Test Standard:	FCC
Model:	N.A	Work Addition:	TX
Temp.(oC):	25.1	Load:	Full load
Hum.:	47%	Remark:	DR-RSE01-E24120036-01#02

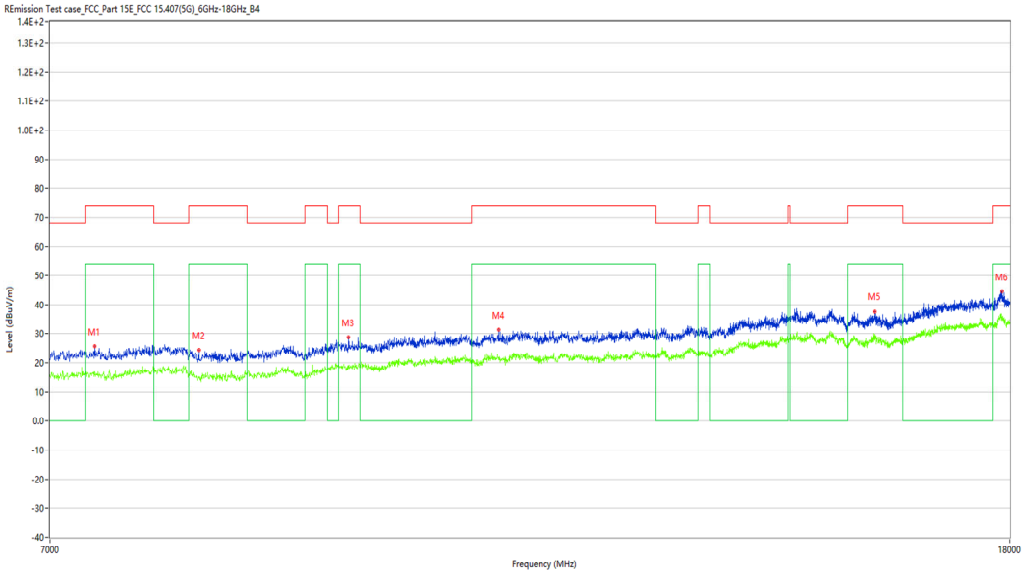

No.	Frequency (MHz)	Results (dBuV/m)	Factor (dB/m)	Limit (dBuV/m)	Margin (dB)	Detector	Table (Degree)	Height (cm)	Antenna	Verdict
1	7316.250	25.75	5.00	74.0	48.25	Peak	37.30	100	Vertical	Pass
1**	7316.250	16.84	5.00	54.0	37.16	AV	37.30	100	Vertical	Pass
2	8102.750	24.36	4.09	74.0	49.64	Peak	233.50	100	Vertical	Pass
2**	8102.750	15.34	4.09	54.0	38.66	AV	233.50	100	Vertical	Pass
3	9392.500	28.91	7.01	74.0	45.09	Peak	357.80	100	Vertical	Pass
3**	9392.500	19.05	7.01	54.0	34.95	AV	357.80	100	Vertical	Pass
4	10883.000	31.37	9.56	74.0	42.63	Peak	37.30	100	Vertical	Pass
4**	10883.000	21.72	9.56	54.0	32.28	AV	37.30	100	Vertical	Pass
5	15761.500	37.74	12.57	74.0	36.26	Peak	324.30	100	Vertical	Pass
5**	15761.500	29.99	12.57	54.0	24.01	AV	324.30	100	Vertical	Pass
6	17856.999	44.57	20.79	74.0	29.43	Peak	0.00	100	Vertical	Pass
6**	17856.999	35.41	20.79	54.0	18.59	AV	0.00	100	Vertical	Pass

WIFI5GB4-N20-High channel-Horizontal-TX

Test result

Project Number: Certification

Test Time: 2025-02-23_15.17.43

EUT Name:	N.A	Test Engineer:	XCJ
Manufacturer:	N.A	Test Standard:	FCC
Model:	N.A	Work Addition:	TX
Temp.(oC):	25.1	Load:	Full load
Hum.:	47%	Remark:	DR-RSE01-E24120036-01#02

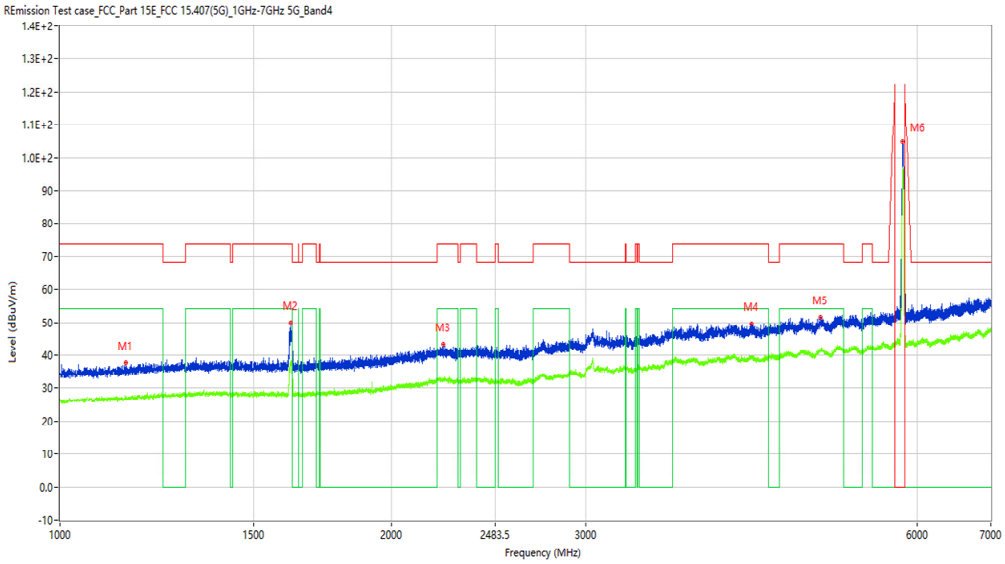

No.	Frequency (MHz)	Results (dBuV/m)	Factor (dB/m)	Limit (dBuV/m)	Margin (dB)	Detector	Table (Degree)	Height (cm)	Antenna	Verdict
1	1146.750	37.66	-16.49	74.0	36.34	Peak	213.30	100	Horizontal	Pass
1**	1146.750	27.08	-16.49	54.0	26.92	AV	213.30	100	Horizontal	Pass
2	1621.250	49.88	-15.81	74.0	24.12	Peak	39.10	100	Horizontal	Pass
2**	1621.250	38.03	-15.81	54.0	15.97	AV	39.10	100	Horizontal	Pass
3	2230.000	43.40	-10.95	74.0	30.60	Peak	166.40	100	Horizontal	Pass
3**	2230.000	32.79	-10.95	54.0	21.21	AV	166.40	100	Horizontal	Pass
4	4245.000	49.69	-2.27	74.0	24.31	Peak	161.80	100	Horizontal	Pass
4**	4245.000	39.18	-2.27	54.0	14.82	AV	161.80	100	Horizontal	Pass
5	4901.000	51.53	-0.24	74.0	22.47	Peak	161.80	100	Horizontal	Pass
5**	4901.000	41.55	-0.24	54.0	12.45	AV	161.80	100	Horizontal	Pass
6	5822.000	104.87	1.18	--	-10.37	Peak	94.50	100	Horizontal	N/A
6**	5822.000	96.59	1.18	--	-96.59	AV	94.50	100	Horizontal	N/A

Test result

Project Number: Certification

Test Time: 2025-02-26_19.01.29

EUT Name:	N.A	Test Engineer:	XCJ
Manufacturer:	N.A	Test Standard:	FCC
Model:	N.A	Work Addition:	TX
Temp.(oC):	25.1	Load:	Full load
Hum.:	47%	Remark:	DR-RSE01-E24120036-01#02

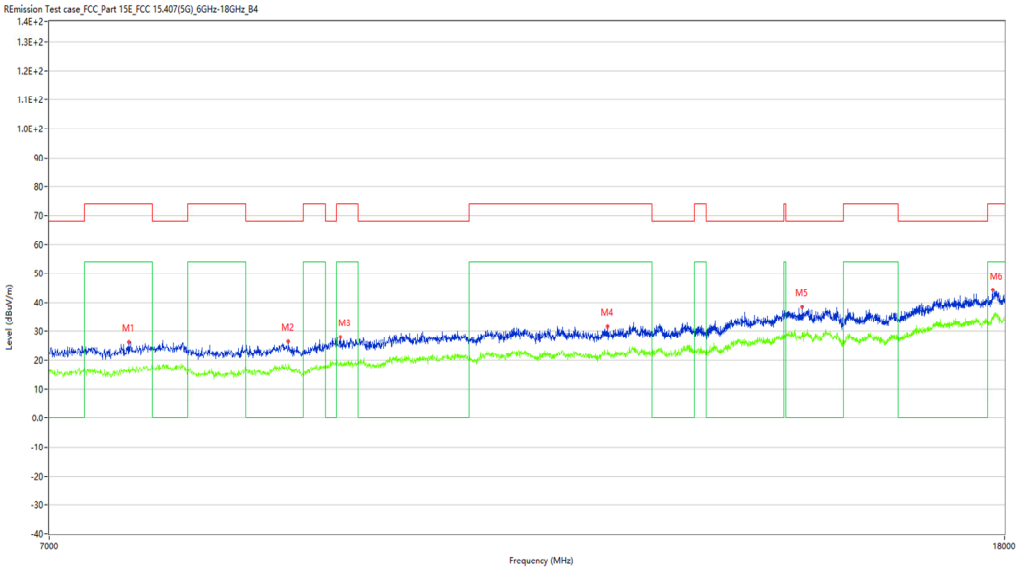

No.	Frequency (MHz)	Results (dBuV/m)	Factor (dB/m)	Limit (dBuV/m)	Margin (dB)	Detector	Table (Degree)	Height (cm)	Antenna	Verdict
1	7572.000	26.14	5.19	74.0	47.86	Peak	29.00	100	Horizontal	Pass
1**	7572.000	17.61	5.19	54.0	36.39	AV	29.00	100	Horizontal	Pass
2	8867.250	26.60	5.13	68.2	41.60	Peak	188.30	100	Horizontal	Pass
2**	8867.250	18.83	5.13	--	-18.83	AV	188.30	100	Horizontal	N/A
3	9337.500	28.07	6.76	74.0	45.93	Peak	360.00	100	Horizontal	Pass
3**	9337.500	19.64	6.76	54.0	34.36	AV	360.00	100	Horizontal	Pass
4	12153.500	31.64	9.74	74.0	42.36	Peak	29.00	100	Horizontal	Pass
4**	12153.500	23.16	9.74	54.0	30.84	AV	29.00	100	Horizontal	Pass
5	14738.500	38.44	14.87	68.2	29.76	Peak	360.00	100	Horizontal	Pass
5**	14738.500	29.51	14.87	--	-29.51	AV	360.00	100	Horizontal	N/A
6	17791.001	44.30	19.98	74.0	29.70	Peak	188.30	100	Horizontal	Pass
6**	17791.001	35.13	19.98	54.0	18.87	AV	188.30	100	Horizontal	Pass

WIFI5GB4-N20-High channel-Vertical-TX

Test result

Project Number: Certification

Test Time: 2025-02-23_16.28.33

EUT Name:	N.A	Test Engineer:	XCJ
Manufacturer:	N.A	Test Standard:	FCC
Model:	N.A	Work Addition:	TX
Temp.(oC):	25.1	Load:	Full load
Hum.:	47%	Remark:	DR-RSE01-E24120036-01#02

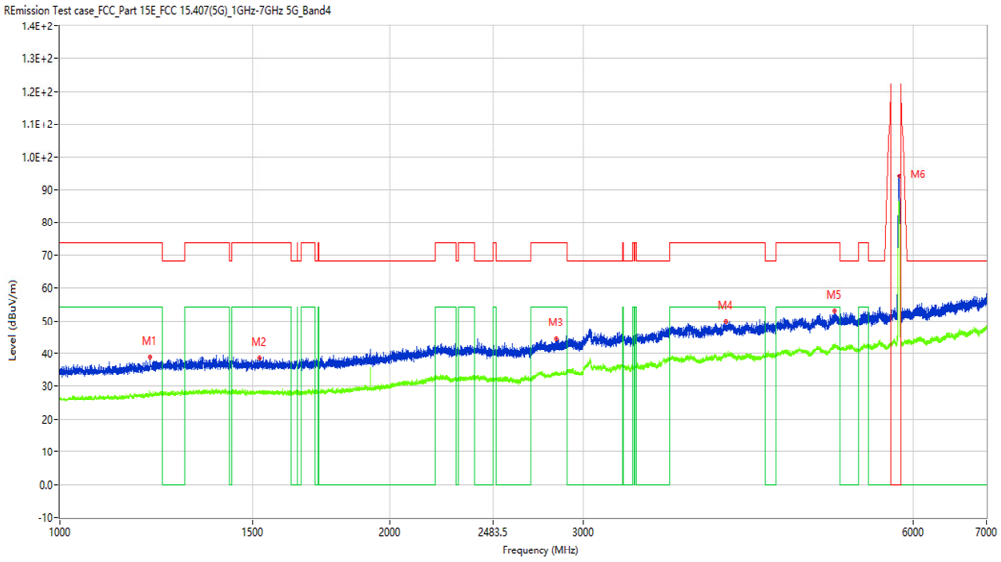

No.	Frequency (MHz)	Results (dBuV/m)	Factor (dB/m)	Limit (dBuV/m)	Margin (dB)	Detector	Table (Degree)	Height (cm)	Antenna	Verdict
1	1208.250	38.84	-15.94	74.0	35.16	Peak	310.10	100	Vertical	Pass
1**	1208.250	27.92	-15.94	54.0	26.08	AV	310.10	100	Vertical	Pass
2	1520.750	38.47	-15.52	74.0	35.53	Peak	310.10	100	Vertical	Pass
2**	1520.750	27.92	-15.52	54.0	26.08	AV	310.10	100	Vertical	Pass
3	2834.250	44.55	-8.80	74.0	29.45	Peak	0.60	100	Vertical	Pass
3**	2834.250	33.74	-8.80	54.0	20.26	AV	0.60	100	Vertical	Pass
4	4047.500	50.00	-1.98	74.0	24.00	Peak	1.30	100	Vertical	Pass
4**	4047.500	39.44	-1.98	54.0	14.56	AV	1.30	100	Vertical	Pass
5	5084.500	53.11	0.78	74.0	20.89	Peak	64.30	100	Vertical	Pass
5**	5084.500	42.53	0.78	54.0	11.47	AV	64.30	100	Vertical	Pass
6	5827.000	94.24	0.86	--	137.16	Peak	231.40	100	Vertical	Pass
6**	5827.000	86.17	0.86	--	-86.17	AV	231.40	100	Vertical	N/A

Test result

Project Number: Certification

Test Time: 2025-02-26_18.35.22

EUT Name:	N.A	Test Engineer:	XCJ
Manufacturer:	N.A	Test Standard:	FCC
Model:	N.A	Work Addition:	TX
Temp.(oC):	25.1	Load:	Full load
Hum.:	47%	Remark:	DR-RSE01-E24120036-01#02

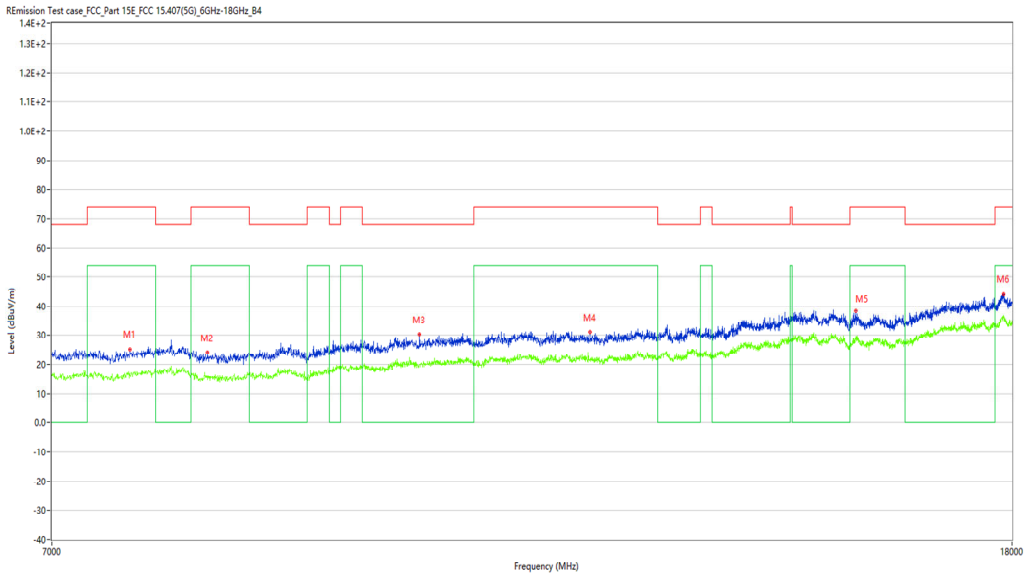

No.	Frequency (MHz)	Results (dBuV/m)	Factor (dB/m)	Limit (dBuV/m)	Margin (dB)	Detector	Table (Degree)	Height (cm)	Antenna	Verdict
1	7558.250	25.26	5.14	74.0	48.74	Peak	73.70	100	Vertical	Pass
1**	7558.250	17.04	5.14	54.0	36.96	AV	73.70	100	Vertical	Pass
2	8157.750	24.16	4.38	74.0	49.84	Peak	125.40	100	Vertical	Pass
2**	8157.750	14.87	4.38	54.0	39.13	AV	125.40	100	Vertical	Pass
3	10049.750	30.31	8.40	68.2	37.89	Peak	213.60	100	Vertical	Pass
3**	10049.750	20.12	8.40	--	-20.12	AV	213.60	100	Vertical	N/A
4	11884.000	31.18	9.02	74.0	42.82	Peak	266.50	100	Vertical	Pass
4**	11884.000	21.96	9.02	54.0	32.04	AV	266.50	100	Vertical	Pass
5	15437.000	38.34	14.06	74.0	35.66	Peak	213.60	100	Vertical	Pass
5**	15437.000	29.00	14.06	54.0	25.00	AV	213.60	100	Vertical	Pass
6	17851.501	44.23	20.69	74.0	29.77	Peak	360.00	100	Vertical	Pass
6**	17851.501	36.73	20.69	54.0	17.27	AV	360.00	100	Vertical	Pass

WIFI5GB4-N40-Low channel-Horizontal-TX

Test result

Project Number: Certification

Test Time: 2025-02-23_15.34.57

EUT Name:	N.A	Test Engineer:	XCJ
Manufacturer:	N.A	Test Standard:	FCC
Model:	N.A	Work Addition:	TX
Temp.(oC):	25.1	Load:	Full load
Hum.:	47%	Remark:	DR-RSE01-E24120036-01#02

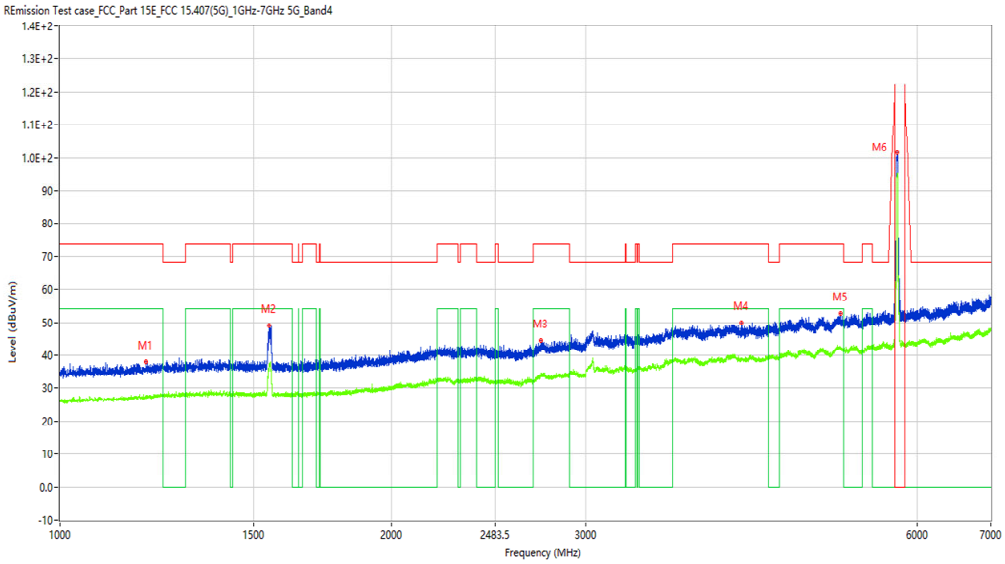

No.	Frequency (MHz)	Results (dBuV/m)	Factor (dB/m)	Limit (dBuV/m)	Margin (dB)	Detector	Table (Degree)	Height (cm)	Antenna	Verdict
1	1196.500	38.12	-16.11	74.0	35.88	Peak	0.00	100	Horizontal	Pass
1**	1196.500	27.93	-16.11	54.0	26.07	AV	0.00	100	Horizontal	Pass
2	1549.000	49.16	-15.53	74.0	24.84	Peak	19.40	100	Horizontal	Pass
2**	1549.000	36.98	-15.53	54.0	17.02	AV	19.40	100	Horizontal	Pass
3	2733.500	44.49	-8.80	74.0	29.51	Peak	329.00	100	Horizontal	Pass
3**	2733.500	34.27	-8.80	54.0	19.73	AV	329.00	100	Horizontal	Pass
4	4159.000	49.88	-2.77	74.0	24.12	Peak	223.20	100	Horizontal	Pass
4**	4159.000	38.73	-2.77	54.0	15.27	AV	223.20	100	Horizontal	Pass
5	5109.500	52.80	0.27	74.0	21.20	Peak	41.60	100	Horizontal	Pass
5**	5109.500	42.49	0.27	54.0	11.51	AV	41.60	100	Horizontal	Pass
6	5759.000	101.49	1.25	--	121.71	Peak	223.20	100	Horizontal	Pass
6**	5759.000	95.44	1.25	--	-95.44	AV	223.20	100	Horizontal	N/A

Test result

Project Number: Certification

Test Time: 2025-02-26_19.04.17

EUT Name:	N.A	Test Engineer:	XCJ
Manufacturer:	N.A	Test Standard:	FCC
Model:	N.A	Work Addition:	TX
Temp.(oC):	25.1	Load:	Full load
Hum.:	47%	Remark:	DR-RSE01-E24120036-01#02

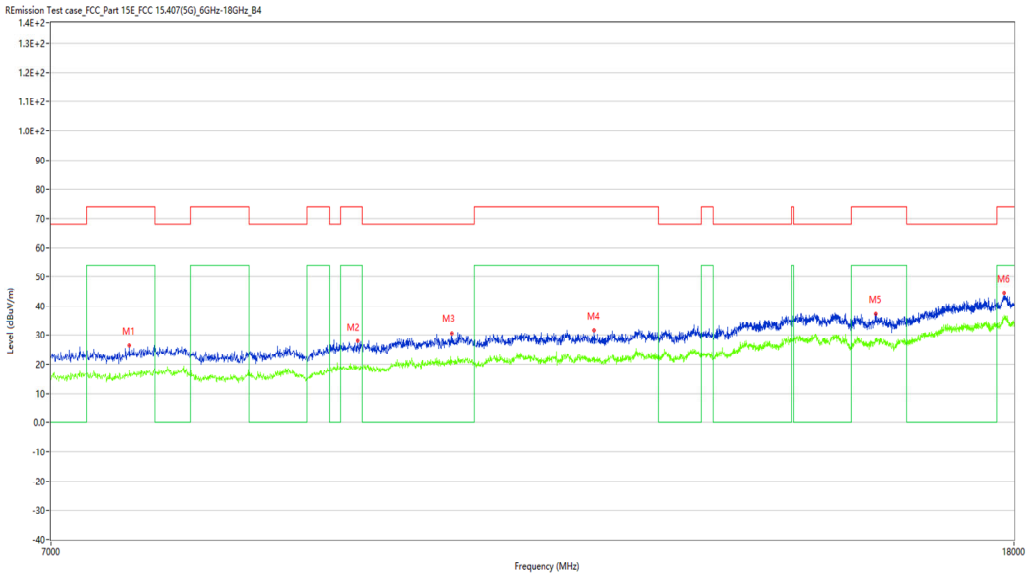

No.	Frequency (MHz)	Results (dBuV/m)	Factor (dB/m)	Limit (dBuV/m)	Margin (dB)	Detector	Table (Degree)	Height (cm)	Antenna	Verdict
1	7561.000	26.39	5.20	74.0	47.61	Peak	0.00	100	Horizontal	Pass
1**	7561.000	17.85	5.20	54.0	36.15	AV	0.00	100	Horizontal	Pass
2	9455.750	28.02	6.96	74.0	45.98	Peak	260.20	100	Horizontal	Pass
2**	9455.750	18.94	6.96	54.0	35.06	AV	260.20	100	Horizontal	Pass
3	10374.250	30.58	8.94	68.2	37.62	Peak	21.30	100	Horizontal	Pass
3**	10374.250	21.22	8.94	--	-21.22	AV	21.30	100	Horizontal	N/A
4	11925.250	31.74	9.51	74.0	42.26	Peak	21.30	100	Horizontal	Pass
4**	11925.250	22.27	9.51	54.0	31.73	AV	21.30	100	Horizontal	Pass
5	15714.750	37.42	12.56	74.0	36.58	Peak	242.00	100	Horizontal	Pass
5**	15714.750	28.92	12.56	54.0	25.08	AV	242.00	100	Horizontal	Pass
6	17829.501	44.29	20.63	74.0	29.71	Peak	0.00	100	Horizontal	Pass
6**	17829.501	36.87	20.63	54.0	17.13	AV	0.00	100	Horizontal	Pass

WIFI5GB4-N40-Low channel-Vertical-TX

Test result

Project Number: Certification

Test Time: 2025-02-23_16.38.05

EUT Name:	N.A	Test Engineer:	XCJ
Manufacturer:	N.A	Test Standard:	FCC
Model:	N.A	Work Addition:	TX
Temp.(oC):	25.1	Load:	Full load
Hum.:	47%	Remark:	DR-RSE01-E24120036-01#02

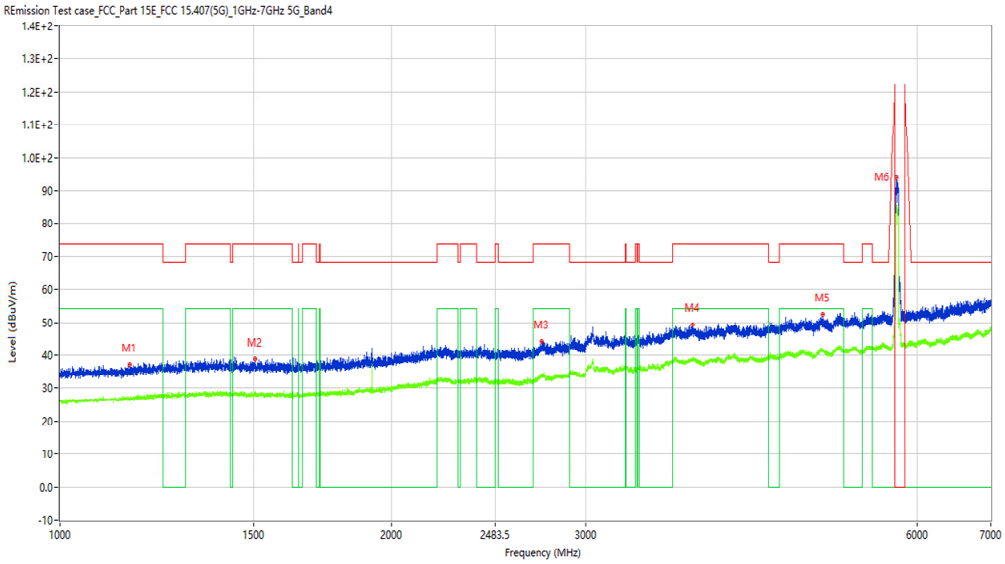

No.	Frequency (MHz)	Results (dBuV/m)	Factor (dB/m)	Limit (dBuV/m)	Margin (dB)	Detector	Table (Degree)	Height (cm)	Antenna	Verdict
1	1156.000	37.23	-16.41	74.0	36.77	Peak	159.00	100	Vertical	Pass
1**	1156.000	26.51	-16.41	54.0	27.49	AV	159.00	100	Vertical	Pass
2	1502.750	38.86	-15.55	74.0	35.14	Peak	223.70	100	Vertical	Pass
2**	1502.750	28.56	-15.55	54.0	25.44	AV	223.70	100	Vertical	Pass
3	2736.250	44.15	-8.83	74.0	29.85	Peak	97.20	100	Vertical	Pass
3**	2736.250	33.96	-8.83	54.0	20.04	AV	97.20	100	Vertical	Pass
4	3755.500	49.33	-2.65	74.0	24.67	Peak	0.00	100	Vertical	Pass
4**	3755.500	39.14	-2.65	54.0	14.86	AV	0.00	100	Vertical	Pass
5	4926.500	52.41	-0.22	74.0	21.59	Peak	0.00	100	Vertical	Pass
5**	4926.500	41.85	-0.22	54.0	12.15	AV	0.00	100	Vertical	Pass
6	5748.000	93.92	1.08	--	217.18	Peak	311.10	100	Vertical	Pass
6**	5748.000	85.10	1.08	--	-85.10	AV	311.10	100	Vertical	N/A

Test result

Project Number: Certification

Test Time: 2025-02-26_18.37.46

EUT Name:	N.A	Test Engineer:	XCJ
Manufacturer:	N.A	Test Standard:	FCC
Model:	N.A	Work Addition:	TX
Temp.(oC):	25.1	Load:	Full load
Hum.:	47%	Remark:	DR-RSE01-E24120036-01#02

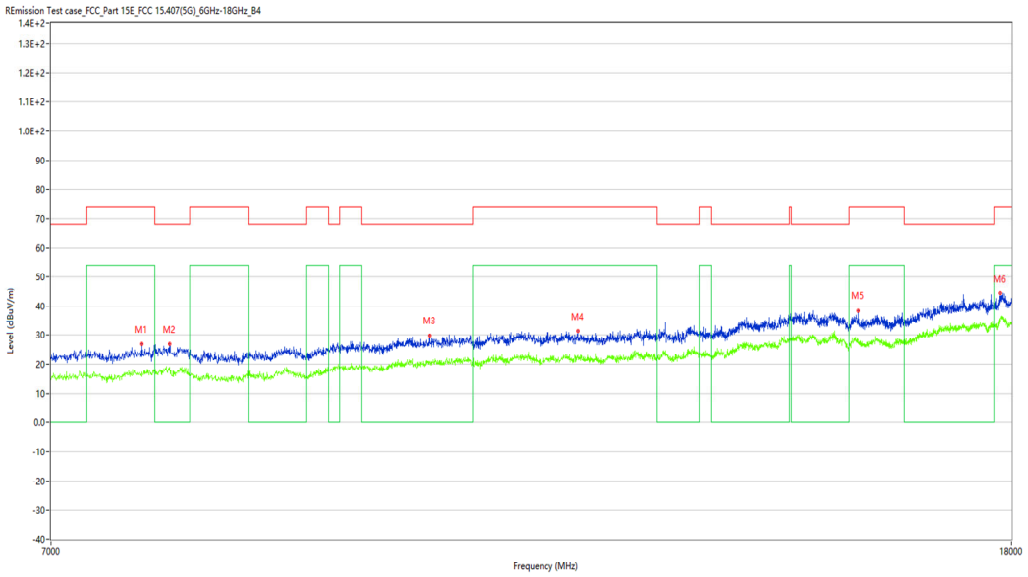

No.	Frequency (MHz)	Results (dBuV/m)	Factor (dB/m)	Limit (dBuV/m)	Margin (dB)	Detector	Table (Degree)	Height (cm)	Antenna	Verdict
1	7654.500	27.01	5.60	74.0	46.99	Peak	98.30	100	Vertical	Pass
1**	7654.500	17.50	5.60	54.0	36.50	AV	98.30	100	Vertical	Pass
2	7866.250	27.03	6.25	68.2	41.17	Peak	339.80	100	Vertical	Pass
2**	7866.250	18.89	6.25	--	-18.89	AV	339.80	100	Vertical	N/A
3	10157.000	29.82	7.78	68.2	38.38	Peak	207.00	100	Vertical	Pass
3**	10157.000	20.71	7.78	--	-20.71	AV	207.00	100	Vertical	N/A
4	11751.999	31.51	9.65	74.0	42.49	Peak	360.00	100	Vertical	Pass
4**	11751.999	22.92	9.65	54.0	31.08	AV	360.00	100	Vertical	Pass
5	15486.500	38.47	13.23	74.0	35.53	Peak	40.60	100	Vertical	Pass
5**	15486.500	28.64	13.23	54.0	25.36	AV	40.60	100	Vertical	Pass
6	17807.499	44.36	20.27	74.0	29.64	Peak	40.60	100	Vertical	Pass
6**	17807.499	35.47	20.27	54.0	18.53	AV	40.60	100	Vertical	Pass

WIFI5GB4-N40-High channel-Horizontal-TX

Test result

Project Number: Certification

Test Time: 2025-02-23_15.37.36

EUT Name:	N.A	Test Engineer:	XCJ
Manufacturer:	N.A	Test Standard:	FCC
Model:	N.A	Work Addition:	TX
Temp.(oC):	25.1	Load:	Full load
Hum.:	47%	Remark:	DR-RSE01-E24120036-01#02

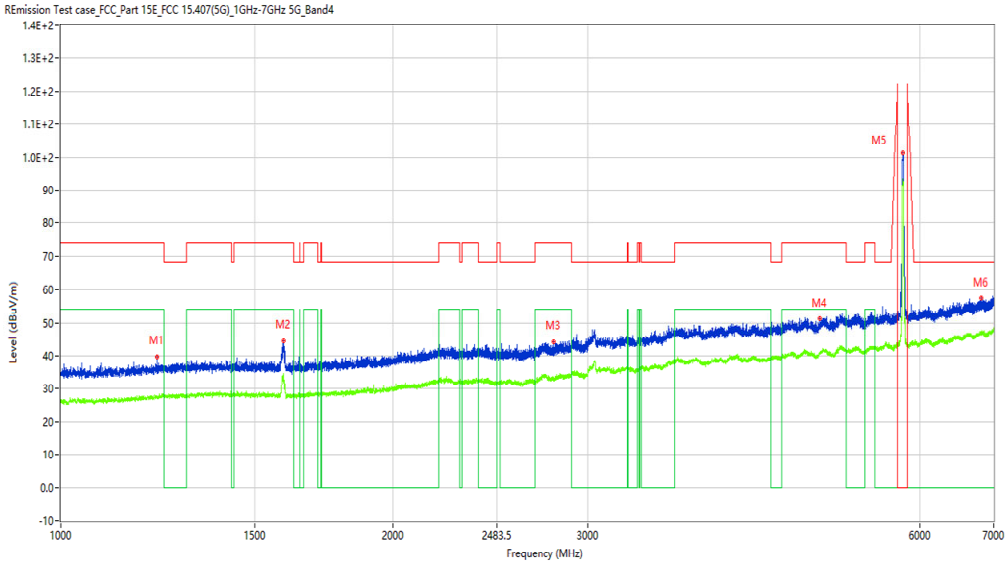

No.	Frequency (MHz)	Results (dBuV/m)	Factor (dB/m)	Limit (dBuV/m)	Margin (dB)	Detector	Table (Degree)	Height (cm)	Antenna	Verdict
1	1223.250	39.78	-15.81	74.0	34.22	Peak	89.70	100	Horizontal	Pass
1**	1223.250	27.91	-15.81	54.0	26.09	AV	89.70	100	Horizontal	Pass
2	1590.750	44.51	-15.69	74.0	29.49	Peak	26.10	100	Horizontal	Pass
2**	1590.750	34.62	-15.69	54.0	19.38	AV	26.10	100	Horizontal	Pass
3	2794.750	44.23	-8.77	74.0	29.77	Peak	360.00	100	Horizontal	Pass
3**	2794.750	32.95	-8.77	54.0	21.05	AV	360.00	100	Horizontal	Pass
4	4873.000	51.36	-0.85	74.0	22.64	Peak	0.00	100	Horizontal	Pass
4**	4873.000	41.17	-0.85	54.0	12.83	AV	0.00	100	Horizontal	Pass
5	5792.500	101.29	1.47	--	-54.09	Peak	47.20	100	Horizontal	N/A
5**	5792.500	93.20	1.47	--	-93.20	AV	47.20	100	Horizontal	N/A
6	6816.000	57.65	4.25	68.2	10.55	Peak	227.70	100	Horizontal	Pass
6**	6816.000	46.93	4.25	--	-46.93	AV	227.70	100	Horizontal	N/A

Test result

Project Number: Certification

Test Time: 2025-02-26_19.10.02

EUT Name:	N.A	Test Engineer:	XCJ
Manufacturer:	N.A	Test Standard:	FCC
Model:	N.A	Work Addition:	TX
Temp.(oC):	25.1	Load:	Full load
Hum.:	47%	Remark:	DR-RSE01-E24120036-01#02

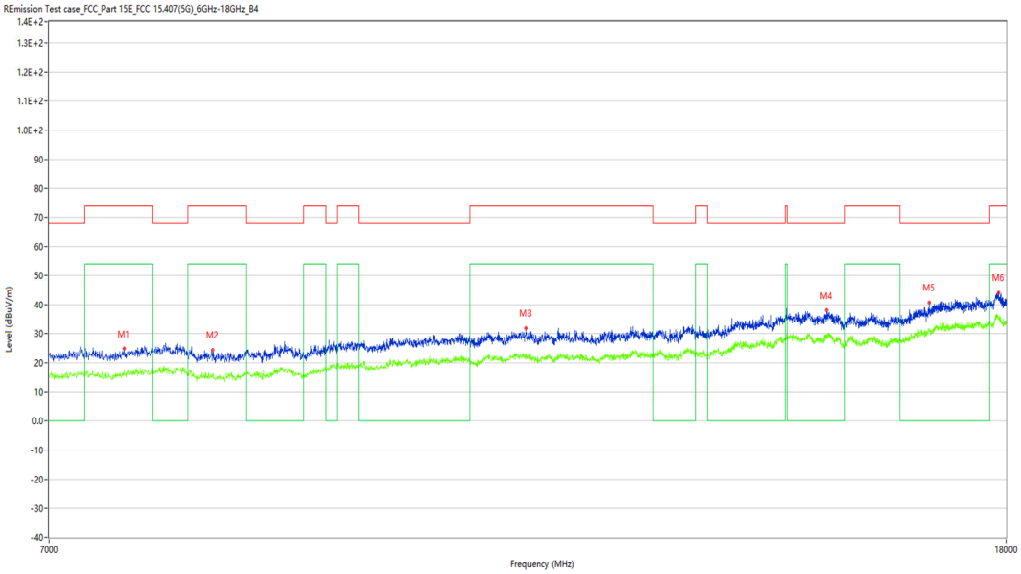

No.	Frequency (MHz)	Results (dBuV/m)	Factor (dB/m)	Limit (dBuV/m)	Margin (dB)	Detector	Table (Degree)	Height (cm)	Antenna	Verdict
1	7539.000	24.83	5.31	74.0	49.17	Peak	30.10	100	Horizontal	Pass
1**	7539.000	17.64	5.31	54.0	36.36	AV	30.10	100	Horizontal	Pass
2	8226.500	24.34	4.82	74.0	49.66	Peak	360.00	100	Horizontal	Pass
2**	8226.500	16.03	4.82	54.0	37.97	AV	360.00	100	Horizontal	Pass
3	11207.500	32.05	9.17	74.0	41.95	Peak	248.50	100	Horizontal	Pass
3**	11207.500	22.95	9.17	54.0	31.05	AV	248.50	100	Horizontal	Pass
4	15076.750	38.05	15.08	68.2	30.15	Peak	84.80	100	Horizontal	Pass
4**	15076.750	29.53	15.08	--	-29.53	AV	84.80	100	Horizontal	N/A
5	16674.500	40.66	16.98	68.2	27.54	Peak	123.10	100	Horizontal	Pass
5**	16674.500	31.10	16.98	--	-31.10	AV	123.10	100	Horizontal	N/A
6	17856.999	44.21	20.79	74.0	29.79	Peak	360.00	100	Horizontal	Pass
6**	17856.999	35.56	20.79	54.0	18.44	AV	360.00	100	Horizontal	Pass

WIFI5GB4-N40-High channel-Vertical-TX

Test result

Project Number: Certification

Test Time: 2025-02-23_16.40.29

EUT Name:	N.A	Test Engineer:	XCJ
Manufacturer:	N.A	Test Standard:	FCC
Model:	N.A	Work Addition:	TX
Temp.(oC):	25.1	Load:	Full load
Hum.:	47%	Remark:	DR-RSE01-E24120036-01#02

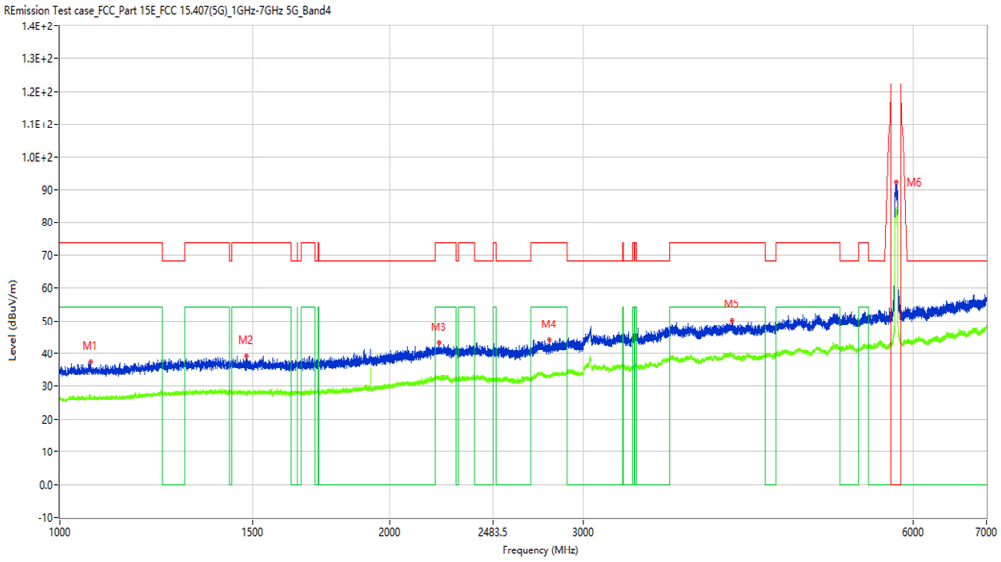

No.	Frequency (MHz)	Results (dBuV/m)	Factor (dB/m)	Limit (dBuV/m)	Margin (dB)	Detector	Table (Degree)	Height (cm)	Antenna	Verdict
1	1066.750	37.51	-16.47	74.0	36.49	Peak	360.00	100	Vertical	Pass
1**	1066.750	26.74	-16.47	54.0	27.26	AV	360.00	100	Vertical	Pass
2	1478.500	39.23	-15.70	74.0	34.77	Peak	78.20	100	Vertical	Pass
2**	1478.500	28.18	-15.70	54.0	25.82	AV	78.20	100	Vertical	Pass
3	2218.500	43.29	-10.88	74.0	30.71	Peak	78.20	100	Vertical	Pass
3**	2218.500	32.95	-10.88	54.0	21.05	AV	78.20	100	Vertical	Pass
4	2793.500	44.23	-8.76	74.0	29.77	Peak	146.30	100	Vertical	Pass
4**	2793.500	33.30	-8.76	54.0	20.70	AV	146.30	100	Vertical	Pass
5	4102.500	50.15	-1.70	74.0	23.85	Peak	192.70	100	Vertical	Pass
5**	4102.500	40.14	-1.70	54.0	13.86	AV	192.70	100	Vertical	Pass
6	5791.000	92.32	1.47	--	100.38	Peak	192.70	100	Vertical	Pass
6**	5791.000	84.07	1.47	--	-84.07	AV	192.70	100	Vertical	N/A

Test result

Project Number: Certification

Test Time: 2025-02-26_18.40.07

EUT Name:	N.A	Test Engineer:	XCJ
Manufacturer:	N.A	Test Standard:	FCC
Model:	N.A	Work Addition:	TX
Temp.(oC):	25.1	Load:	Full load
Hum.:	47%	Remark:	DR-RSE01-E24120036-01#02

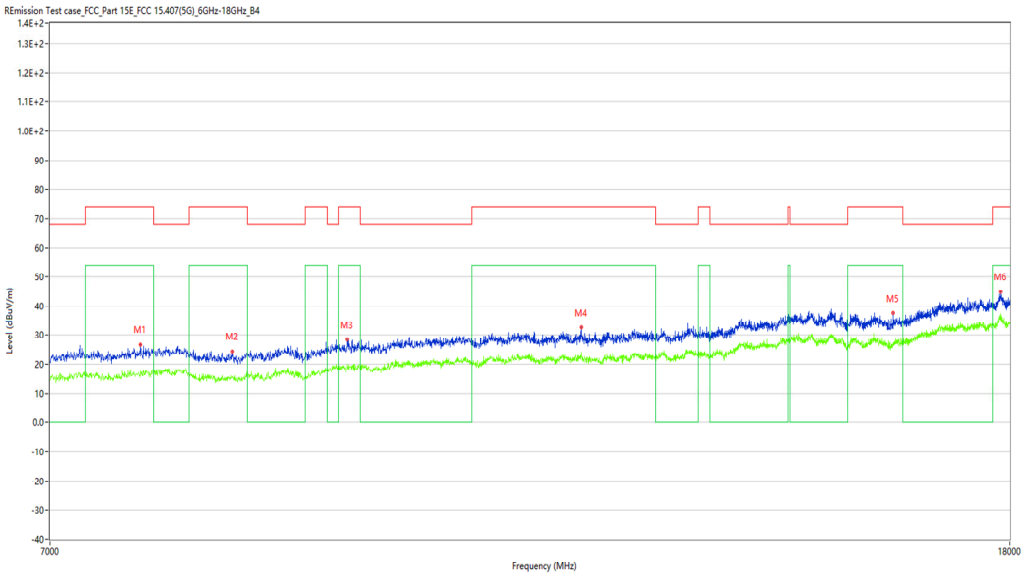

No.	Frequency (MHz)	Results (dBuV/m)	Factor (dB/m)	Limit (dBuV/m)	Margin (dB)	Detector	Table (Degree)	Height (cm)	Antenna	Verdict
1	7654.500	26.81	5.60	74.0	47.19	Peak	257.30	100	Vertical	Pass
1**	7654.500	17.78	5.60	54.0	36.22	AV	257.30	100	Vertical	Pass
2	8377.750	24.54	4.68	74.0	49.46	Peak	206.70	100	Vertical	Pass
2**	8377.750	15.26	4.68	54.0	38.74	AV	206.70	100	Vertical	Pass
3	9378.750	28.59	6.84	74.0	45.41	Peak	115.60	100	Vertical	Pass
3**	9378.750	20.08	6.84	54.0	33.92	AV	115.60	100	Vertical	Pass
4	11807.000	32.65	9.25	74.0	41.35	Peak	153.10	100	Vertical	Pass
4**	11807.000	24.09	9.25	54.0	29.91	AV	153.10	100	Vertical	Pass
5	16050.250	37.70	12.47	74.0	36.30	Peak	257.30	100	Vertical	Pass
5**	16050.250	27.00	12.47	54.0	27.00	AV	257.30	100	Vertical	Pass
6	17835.000	44.99	20.84	74.0	29.01	Peak	240.60	100	Vertical	Pass
6**	17835.000	37.38	20.84	54.0	16.62	AV	240.60	100	Vertical	Pass

WIFI5GB1-Bandedge -A-Low channel-Horizontal-TX

Test result

Project Number: Certification

Test Time: 2025-02-25_13.20.22

EUT Name:	N.A	Test Engineer:	XCJ
Manufacturer:	N.A	Test Standard:	FCC
Model:	N.A	Work Addition:	TX
Temp.(oC):	25.1	Load:	Full load
Hum.:	47%	Remark:	DR-RSE01-E24120036-01#02

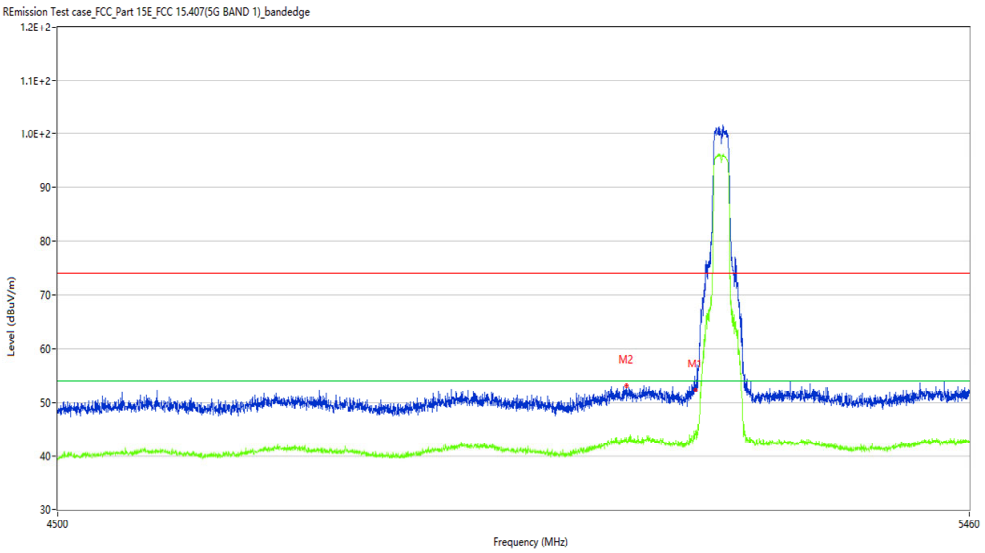

No.	Frequency (MHz)	Results (dBuV/m)	Factor (dB/m)	Limit (dBuV/m)	Margin (dB)	Detector	Table (Degree)	Height (cm)	Antenna	Verdict
1	5150.000	52.29	-0.38	74.0	21.71	Peak	332.97	100	Horizontal	Pass
1**	5150.000	44.67	-0.38	54.0	9.33	AV	332.97	100	Horizontal	Pass
2	5077.200	53.28	0.60	74.0	20.72	Peak	212.20	100	Horizontal	Pass
2**	5077.200	42.92	0.60	54.0	11.08	AV	212.20	100	Horizontal	Pass

WIFI5GB1-Bandedge -A-Low channel- Vertical-TX

Test result

Project Number: Certification

Test Time: 2025-02-25_11.25.24

EUT Name:	N.A	Test Engineer:	XCJ
Manufacturer:	N.A	Test Standard:	FCC
Model:	N.A	Work Addition:	TX
Temp.(oC):	25.1	Load:	Full load
Hum.:	47%	Remark:	DR-RSE01-E24120036-01#02

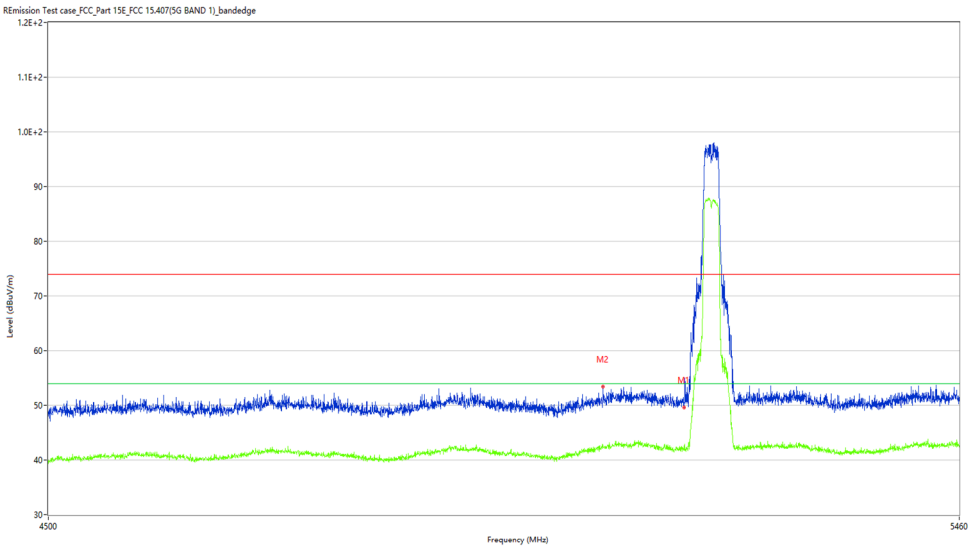

No.	Frequency (MHz)	Results (dBuV/m)	Factor (dB/m)	Limit (dBuV/m)	Margin (dB)	Detector	Table (Degree)	Height (cm)	Antenna	Verdict
1	5150.000	49.88	-0.38	74.0	24.12	Peak	104.99	100	Vertical	Pass
1**	5150.000	42.08	-0.38	54.0	11.92	AV	104.99	100	Vertical	Pass
2	5062.320	53.42	0.01	74.0	20.58	Peak	112.10	100	Vertical	Pass
2**	5062.320	42.35	0.01	54.0	11.65	AV	112.10	100	Vertical	Pass