EXHIBIT A- RADIATED SPURIOUS EMISSION DATA

Note : Transmit frequency is ignore ,mark →

30M-1G

USB Input:

BLE-1M-Horizontal-TX

Test result

Project Number: Test

Test Time: 2024-04-08_16.27.45

EUT Name:	N.A	Test Engineer:	ZY
Manufacturer:	N.A	Test Standard:	FCC
Model:	N.A	Work Addition:	TX
Temp.(oC):	21	Load:	full load
Hum.:	50%RH	Remark:	DR-RSE01-E24030088-01#02

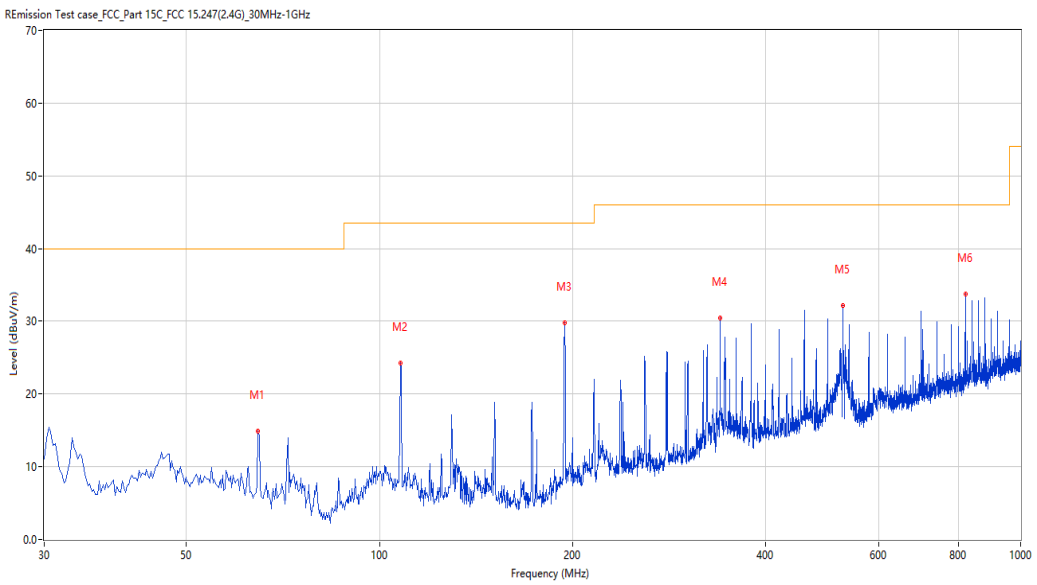

No.	Frequency (MHz)	Results (dBuV/m)	Factor (dB)	Limit (dBuV/m)	Margin (dB)	Detector	Table (Degree)	Height (cm)	Antenna	Verdict
1	64.669	14.92	-26.75	40.0	25.08	Peak	275.60	100	Horizontal	Pass
2	107.823	24.24	-25.69	43.5	19.26	Peak	128.00	100	Horizontal	Pass
3	194.616	29.75	-25.71	43.5	13.75	Peak	238.20	100	Horizontal	Pass
4	339.838	30.50	-20.67	46.0	15.50	Peak	343.00	100	Horizontal	Pass
5	527.971	32.22	-16.44	46.0	13.78	Peak	183.60	100	Horizontal	Pass
6	819.868	33.77	-10.60	46.0	12.23	Peak	0.20	100	Horizontal	Pass

BLE-1M-Vertical-TX

Test result

Project Number: Test

Test Time: 2024-04-08_16.23.52

EUT Name:	N.A	Test Engineer:	ZY
Manufacturer:	N.A	Test Standard:	FCC
Model:	N.A	Work Addition:	TX
Temp.(oC):	21	Load:	full load
Hum.:	50%RH	Remark:	DR-RSE01-E24030088-01#02

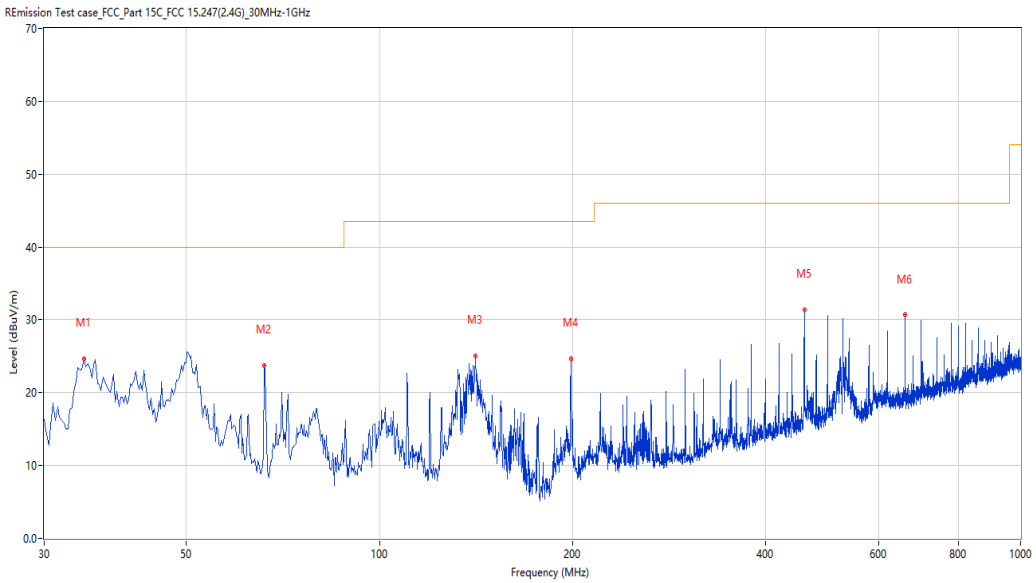

No.	Frequency (MHz)	Results (dBuV/m)	Factor (dB)	Limit (dBuV/m)	Margin (dB)	Detector	Table (Degree)	Height (cm)	Antenna	Verdict
1	34.606	24.60	-27.20	40.0	15.40	Peak	206.70	100	Vertical	Pass
2	66.123	23.73	-27.24	40.0	16.27	Peak	360.00	100	Vertical	Pass
3	141.280	25.03	-29.18	43.5	18.47	Peak	146.20	100	Vertical	Pass
4	198.980	24.60	-25.33	43.5	18.90	Peak	134.50	100	Vertical	Pass
5	459.845	31.38	-18.46	46.0	14.62	Peak	359.00	100	Vertical	Pass
6	659.858	30.65	-13.84	46.0	15.35	Peak	103.90	100	Vertical	Pass

POE Input:

BLE-1M-Horizontal-TX

Test result

Project Number: Test

Test Time: 2024-04-08_17.22.45

EUT Name:	N.A	Test Engineer:	ZY
Manufacturer:	N.A	Test Standard:	FCC
Model:	N.A	Work Addition:	TX
Temp.(oC):	21	Load:	full load
Hum.:	50%RH	Remark:	DR-RSE01-E24030088-01#02

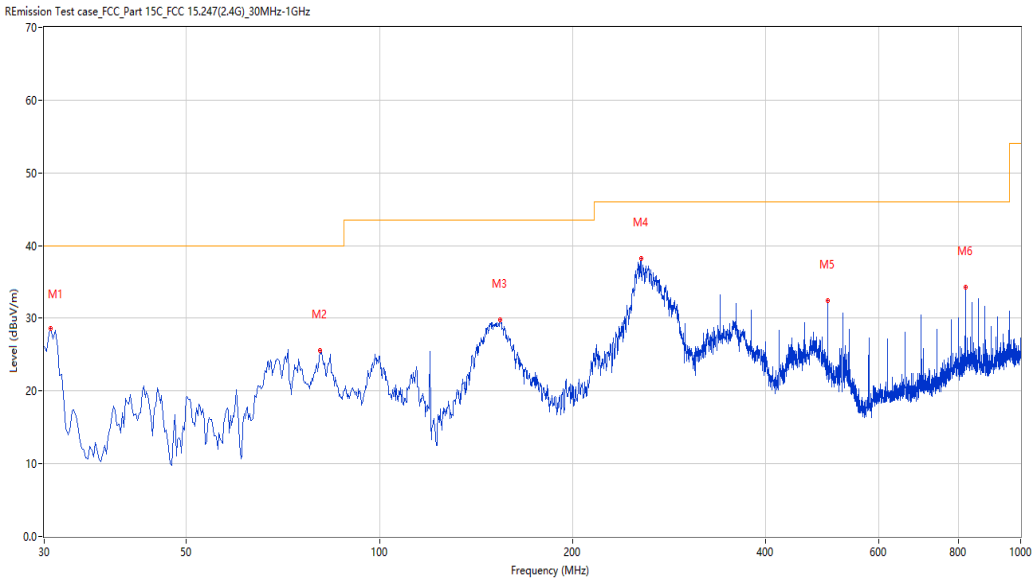

No.	Frequency (MHz)	Results (dBuV/m)	Factor (dB)	Limit (dBuV/m)	Margin (dB)	Detector	Table (Degree)	Height (cm)	Antenna	Verdict
1	30.727	28.58	-28.50	40.0	11.42	Peak	100.20	100	Horizontal	Pass
2	80.670	25.54	-30.68	40.0	14.46	Peak	128.30	100	Horizontal	Pass
3	154.129	29.78	-28.91	43.5	13.72	Peak	100.20	100	Horizontal	Pass
4	255.711	38.22	-23.23	46.0	7.78	Peak	105.40	100	Horizontal	Pass
5	499.848	32.48	-17.39	46.0	13.52	Peak	147.10	100	Horizontal	Pass
6	819.868	34.28	-10.60	46.0	11.72	Peak	0.00	100	Horizontal	Pass

BLE-1M-Vertical-TX

Test result

Project Number: Test

Test Time: 2024-04-08_17.16.40

EUT Name:	N.A	Test Engineer:	ZY
Manufacturer:	N.A	Test Standard:	FCC
Model:	N.A	Work Addition:	TX
Temp.(oC):	21	Load:	full load
Hum.:	50%RH	Remark:	DR-RSE01-E24030088-01#02

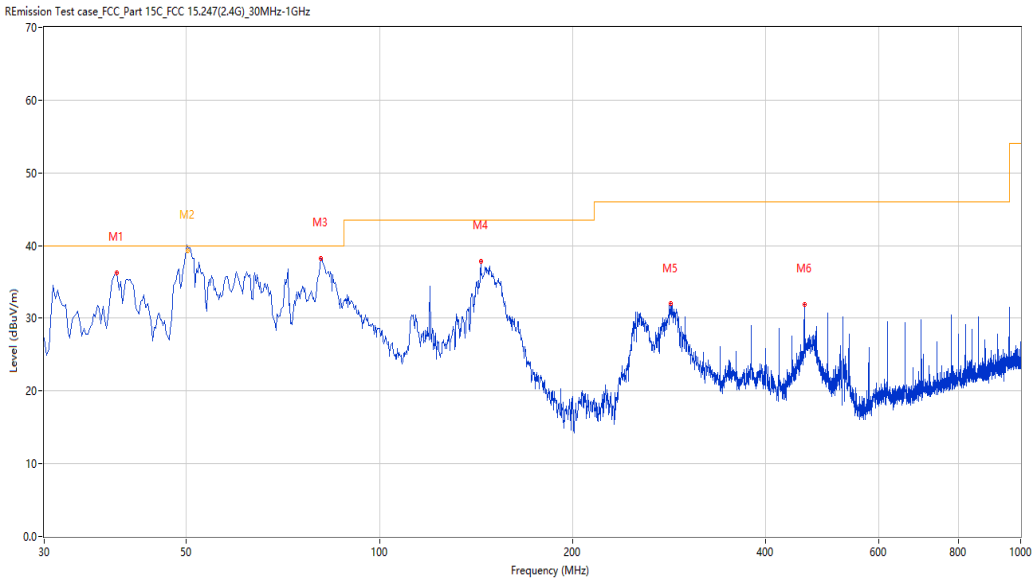

No.	Frequency (MHz)	Results (dBuV/m)	Factor (dB)	Limit (dBuV/m)	Margin (dB)	Detector	Table (Degree)	Height (cm)	Antenna	Verdict
1	38.970	36.28	-25.77	40.0	3.72	Peak	0.50	100	Vertical	Pass
2*	50.272	39.35	-23.98	40.0	0.65	QP	71.60	100	Vertical	Pass
3	80.912	38.24	-30.65	40.0	1.76	Peak	283.00	100	Vertical	Pass
4	143.947	37.87	-29.24	43.5	5.63	Peak	349.10	100	Vertical	Pass
5	284.319	31.98	-22.89	46.0	14.02	Peak	8.90	100	Vertical	Pass
6	459.845	31.94	-18.46	46.0	14.06	Peak	359.70	100	Vertical	Pass

1-18G

BLE-1M-Low channel-Horizontal-TX

Test result

Project Number: Test

Test Time: 2024-04-08_14.03.17

EUT Name:	N.A	Test Engineer:	ZY
Manufacturer:	N.A	Test Standard:	FCC
Model:	N.A	Work Addition:	TX
Temp.(oC):	21	Load:	full load
Hum.:	50%RH	Remark:	DR-RSE01-E24030088-01#02

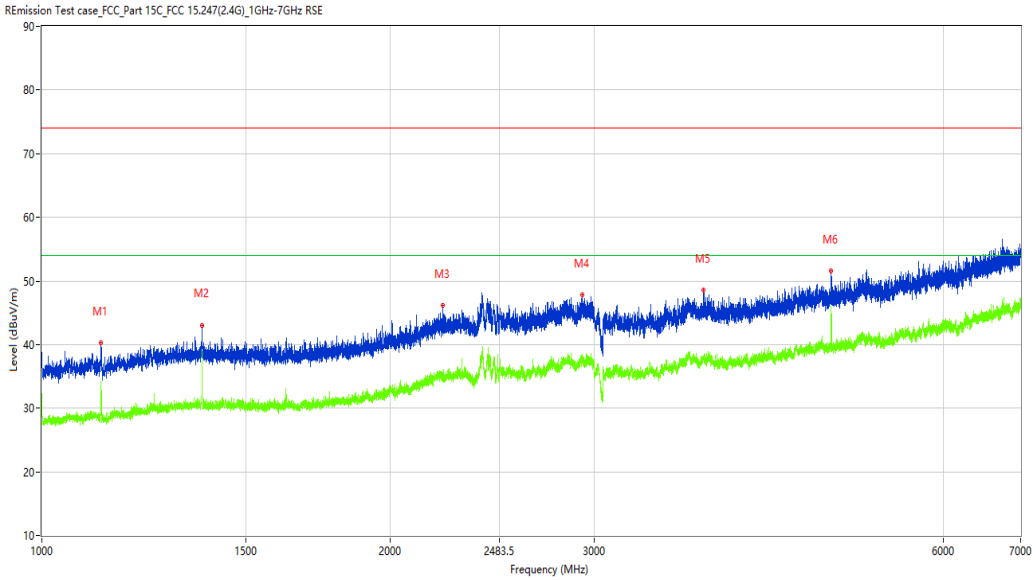

No.	Frequency (MHz)	Results (dBuV/m)	Factor (dB)	Limit (dBuV/m)	Margin (dB)	Detector	Table (Degree)	Height (cm)	Antenna	Verdict
1	1124.750	40.21	-14.27	74.0	33.79	Peak	194.50	100	Horizontal	Pass
1**	1124.750	33.92	-14.27	54.0	20.08	AV	194.50	100	Horizontal	Pass
2	1374.750	43.05	-12.81	74.0	30.95	Peak	271.10	100	Horizontal	Pass
2**	1374.750	37.82	-12.81	54.0	16.18	AV	271.10	100	Horizontal	Pass
3	2220.750	46.14	-8.25	74.0	27.86	Peak	311.80	100	Horizontal	Pass
3**	2220.750	34.94	-8.25	54.0	19.06	AV	311.80	100	Horizontal	Pass
4	2926.250	47.75	-4.65	74.0	26.25	Peak	360.00	100	Horizontal	Pass
4**	2926.250	38.21	-4.65	54.0	15.79	AV	360.00	100	Horizontal	Pass
5	3725.000	48.61	-2.67	74.0	25.39	Peak	181.30	100	Horizontal	Pass
5**	3725.000	37.36	-2.67	54.0	16.64	AV	181.30	100	Horizontal	Pass
6	4803.500	51.65	-1.39	74.0	22.35	Peak	313.40	100	Horizontal	Pass
6**	4803.500	45.47	-1.39	54.0	8.53	AV	313.40	100	Horizontal	Pass

Test result

Project Number: Test

Test Time: 2024-04-08_15.02.36

EUT Name:	N.A	Test Engineer:	ZY
Manufacturer:	N.A	Test Standard:	FCC
Model:	N.A	Work Addition:	TX
Temp.(oC):	21	Load:	full load
Hum.:	50%RH	Remark:	DR-RSE01-E24030088-01#02

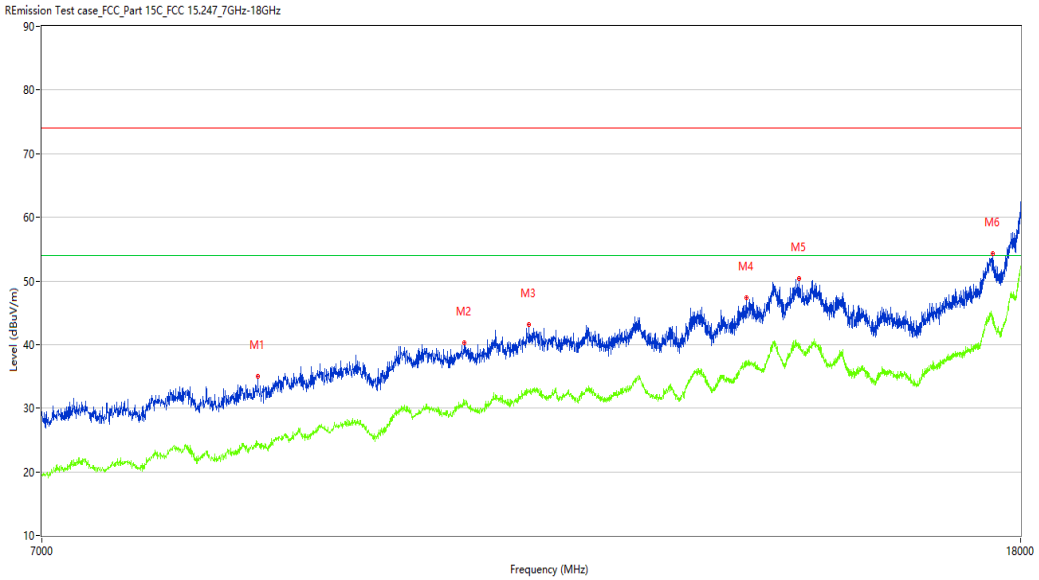

No.	Frequency (MHz)	Results (dBuV/m)	Factor (dB)	Limit (dBuV/m)	Margin (dB)	Detector	Table (Degree)	Height (cm)	Antenna	Verdict
1	8622.500	35.03	3.75	74.0	38.97	Peak	158.30	100	Horizontal	Pass
1**	8622.500	24.18	3.75	54.0	29.82	AV	158.30	100	Horizontal	Pass
2	10522.750	40.22	9.43	74.0	33.78	Peak	211.10	100	Horizontal	Pass
2**	10522.750	31.21	9.43	54.0	22.79	AV	211.10	100	Horizontal	Pass
3	11202.000	43.13	10.46	74.0	30.87	Peak	311.60	100	Horizontal	Pass
3**	11202.000	32.70	10.46	54.0	21.30	AV	311.60	100	Horizontal	Pass
4	13814.500	47.30	14.00	74.0	26.70	Peak	311.60	100	Horizontal	Pass
4**	13814.500	36.97	14.00	54.0	17.03	AV	311.60	100	Horizontal	Pass
5	14537.750	50.42	16.51	74.0	23.58	Peak	185.50	100	Horizontal	Pass
5**	14537.750	39.66	16.51	54.0	14.34	AV	185.50	100	Horizontal	Pass
6	17524.251	54.34	20.98	74.0	19.66	Peak	360.00	100	Horizontal	Pass
6**	17524.251	44.42	20.98	54.0	9.58	AV	360.00	100	Horizontal	Pass

BLE-1M-Low channel-Vertical-TX

Test result

Project Number: Test

Test Time: 2024-04-08_14.26.13

EUT Name:	N.A	Test Engineer:	ZY
Manufacturer:	N.A	Test Standard:	FCC
Model:	N.A	Work Addition:	TX
Temp.(oC):	21	Load:	full load
Hum.:	50%RH	Remark:	DR-RSE01-E24030088-01#02

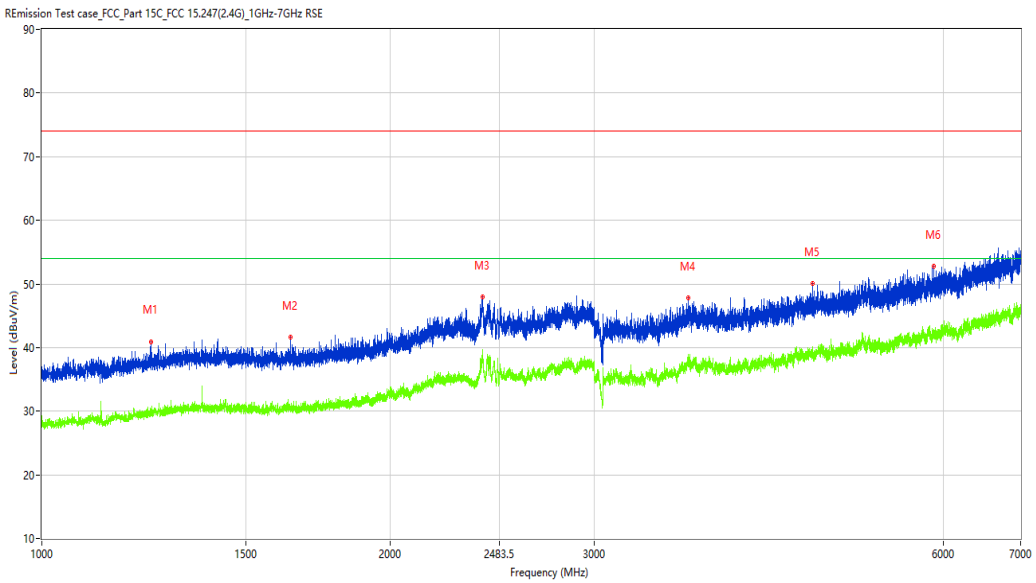

No.	Frequency (MHz)	Results (dBuV/m)	Factor (dB)	Limit (dBuV/m)	Margin (dB)	Detector	Table (Degree)	Height (cm)	Antenna	Verdict
1	1241.500	40.86	-13.40	74.0	33.14	Peak	171.40	100	Vertical	Pass
1**	1241.500	30.29	-13.40	54.0	23.71	AV	171.40	100	Vertical	Pass
2	1640.000	41.60	-12.91	74.0	32.40	Peak	40.80	100	Vertical	Pass
2**	1640.000	30.23	-12.91	54.0	23.77	AV	40.80	100	Vertical	Pass
3	2402.000	48.01	-4.71	74.0	25.99	Peak	80.90	100	Vertical	Pass
3**	2402.000	39.61	-4.71	54.0	14.39	AV	80.90	100	Vertical	Pass
4	3615.000	47.76	-2.49	74.0	26.24	Peak	360.00	100	Vertical	Pass
4**	3615.000	38.87	-2.49	54.0	15.13	AV	360.00	100	Vertical	Pass
5	4625.500	50.11	-1.18	74.0	23.89	Peak	360.00	100	Vertical	Pass
5**	4625.500	39.78	-1.18	54.0	14.22	AV	360.00	100	Vertical	Pass
6	5892.500	52.81	1.14	74.0	21.19	Peak	360.00	100	Vertical	Pass
6**	5892.500	42.13	1.14	54.0	11.87	AV	360.00	100	Vertical	Pass

Test result

Project Number: Test

Test Time: 2024-04-08_14.58.06

EUT Name:	N.A	Test Engineer:	ZY
Manufacturer:	N.A	Test Standard:	FCC
Model:	N.A	Work Addition:	TX
Temp.(oC):	21	Load:	full load
Hum.:	50%RH	Remark:	DR-RSE01-E24030088-01#02

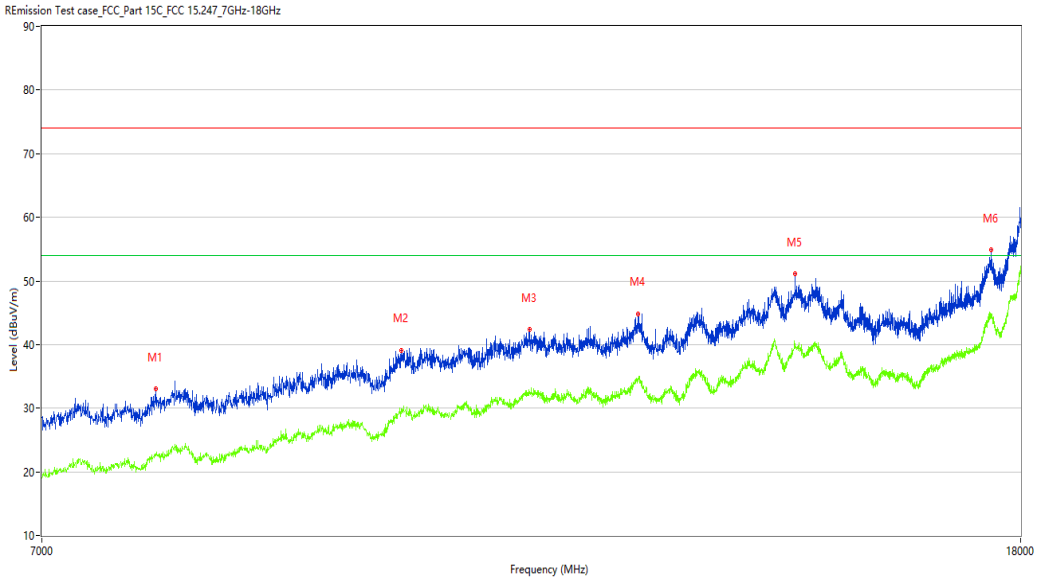

No.	Frequency (MHz)	Results (dBuV/m)	Factor (dB)	Limit (dBuV/m)	Margin (dB)	Detector	Table (Degree)	Height (cm)	Antenna	Verdict
1	7811.250	33.08	2.06	74.0	40.92	Peak	286.70	100	Vertical	Pass
1**	7811.250	22.18	2.06	54.0	31.82	AV	286.70	100	Vertical	Pass
2	9901.250	39.13	8.77	74.0	34.87	Peak	360.00	100	Vertical	Pass
2**	9901.250	29.37	8.77	54.0	24.63	AV	360.00	100	Vertical	Pass
3	11207.500	42.35	10.52	74.0	31.65	Peak	360.00	100	Vertical	Pass
3**	11207.500	32.56	10.52	54.0	21.44	AV	360.00	100	Vertical	Pass
4	12439.500	44.86	11.86	74.0	29.14	Peak	360.00	100	Vertical	Pass
4**	12439.500	34.49	11.86	54.0	19.51	AV	360.00	100	Vertical	Pass
5	14480.000	51.10	17.01	74.0	22.90	Peak	144.10	100	Vertical	Pass
5**	14480.000	39.81	17.01	54.0	14.19	AV	144.10	100	Vertical	Pass
6	17494.000	54.88	21.58	74.0	19.12	Peak	360.00	100	Vertical	Pass
6**	17494.000	44.20	21.58	54.0	9.80	AV	360.00	100	Vertical	Pass

BLE-1M-Middle channel-Horizontal-TX

Test result

Project Number: Test

Test Time: 2024-04-08_14.01.08

EUT Name:	N.A	Test Engineer:	ZY
Manufacturer:	N.A	Test Standard:	FCC
Model:	N.A	Work Addition:	TX
Temp.(oC):	21	Load:	full load
Hum.:	50%RH	Remark:	DR-RSE01-E24030088-01#02

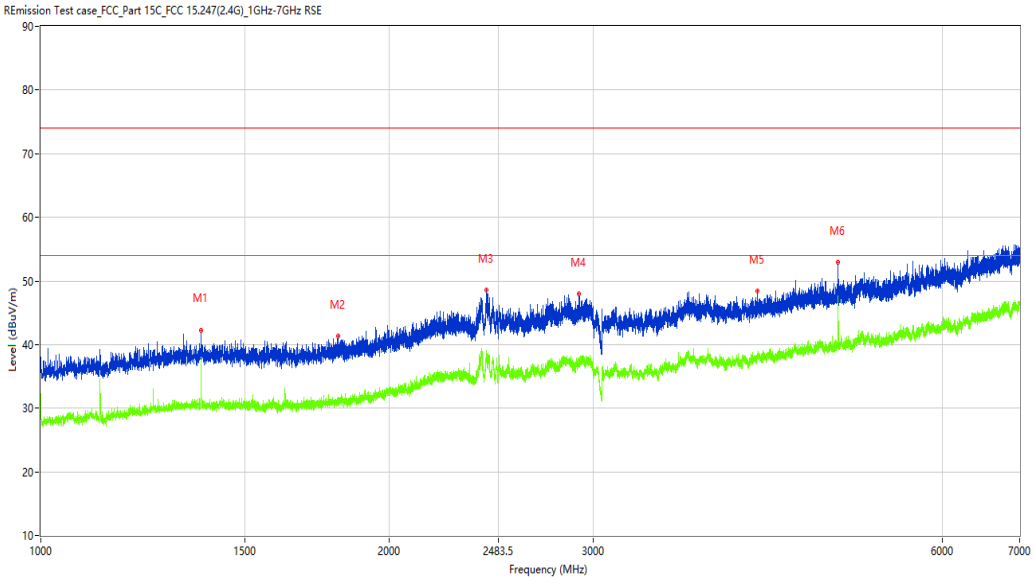

No.	Frequency (MHz)	Results (dBuV/m)	Factor (dB)	Limit (dBuV/m)	Margin (dB)	Detector	Table (Degree)	Height (cm)	Antenna	Verdict
1	1375.500	42.32	-12.81	74.0	31.68	Peak	360.00	100	Horizontal	Pass
1**	1375.500	36.38	-12.81	54.0	17.62	AV	360.00	100	Horizontal	Pass
2	1806.750	41.36	-12.36	74.0	32.64	Peak	195.50	100	Horizontal	Pass
2**	1806.750	31.47	-12.36	54.0	22.53	AV	195.50	100	Horizontal	Pass
3	2425.750	48.49	-5.18	74.0	25.51	Peak	208.50	100	Horizontal	Pass
3**	2425.750	38.51	-5.18	54.0	15.49	AV	208.50	100	Horizontal	Pass
4	2915.250	47.93	-4.52	74.0	26.07	Peak	221.80	100	Horizontal	Pass
4**	2915.250	36.86	-4.52	54.0	17.14	AV	221.80	100	Horizontal	Pass
5	4157.500	48.38	-2.06	74.0	25.62	Peak	314.10	100	Horizontal	Pass
5**	4157.500	37.92	-2.06	54.0	16.08	AV	314.10	100	Horizontal	Pass
6	4880.500	52.89	-0.83	74.0	21.11	Peak	301.10	100	Horizontal	Pass
6**	4880.500	46.74	-0.83	54.0	7.26	AV	301.10	100	Horizontal	Pass

Test result

Project Number: Test

Test Time: 2024-04-08_15.04.10

EUT Name:	N.A	Test Engineer:	ZY
Manufacturer:	N.A	Test Standard:	FCC
Model:	N.A	Work Addition:	TX
Temp.(oC):	21	Load:	full load
Hum.:	50%RH	Remark:	DR-RSE01-E24030088-01#02

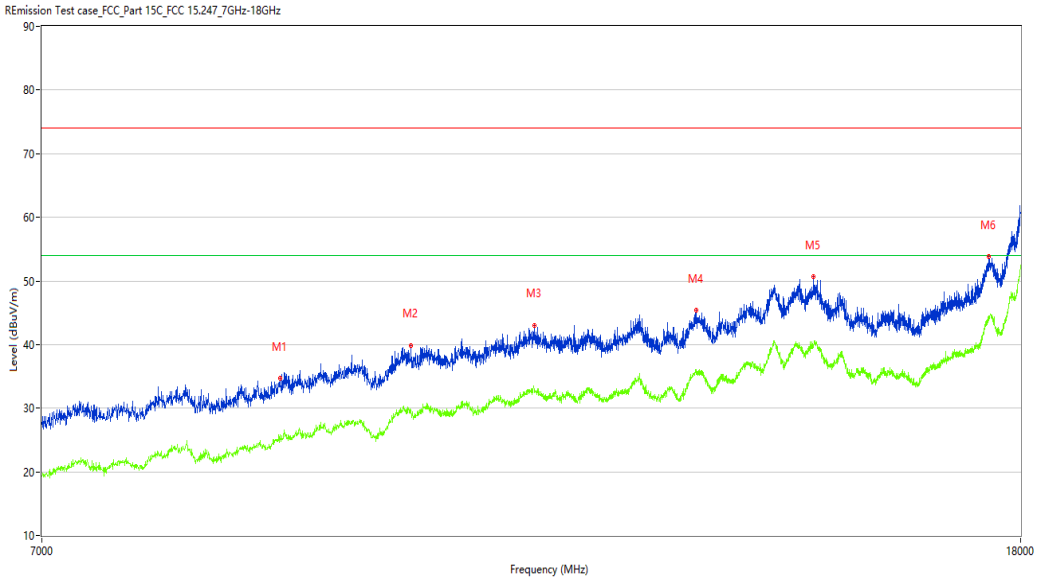

No.	Frequency (MHz)	Results (dBuV/m)	Factor (dB)	Limit (dBuV/m)	Margin (dB)	Detector	Table (Degree)	Height (cm)	Antenna	Verdict
1	8809.500	34.71	4.21	74.0	39.29	Peak	269.70	100	Horizontal	Pass
1**	8809.500	25.79	4.21	54.0	28.21	AV	269.70	100	Horizontal	Pass
2	9997.500	39.88	8.37	74.0	34.12	Peak	169.30	100	Horizontal	Pass
2**	9997.500	29.70	8.37	54.0	24.30	AV	169.30	100	Horizontal	Pass
3	11262.500	43.07	11.22	74.0	30.93	Peak	217.20	100	Horizontal	Pass
3**	11262.500	32.47	11.22	54.0	21.53	AV	217.20	100	Horizontal	Pass
4	13157.250	45.45	13.12	74.0	28.55	Peak	169.30	100	Horizontal	Pass
4**	13157.250	35.37	13.12	54.0	18.63	AV	169.30	100	Horizontal	Pass
5	14741.250	50.62	17.72	74.0	23.38	Peak	104.70	100	Horizontal	Pass
5**	14741.250	39.98	17.72	54.0	14.02	AV	104.70	100	Horizontal	Pass
6	17452.751	53.87	20.98	74.0	20.13	Peak	320.40	100	Horizontal	Pass
6**	17452.751	44.43	20.98	54.0	9.57	AV	320.40	100	Horizontal	Pass

BLE-1M-Middle channel-Vertical-TX

Test result

Project Number: Test

Test Time: 2024-04-08_14.28.20

EUT Name:	N.A	Test Engineer:	ZY
Manufacturer:	N.A	Test Standard:	FCC
Model:	N.A	Work Addition:	TX
Temp.(oC):	21	Load:	full load
Hum.:	50%RH	Remark:	DR-RSE01-E24030088-01#02

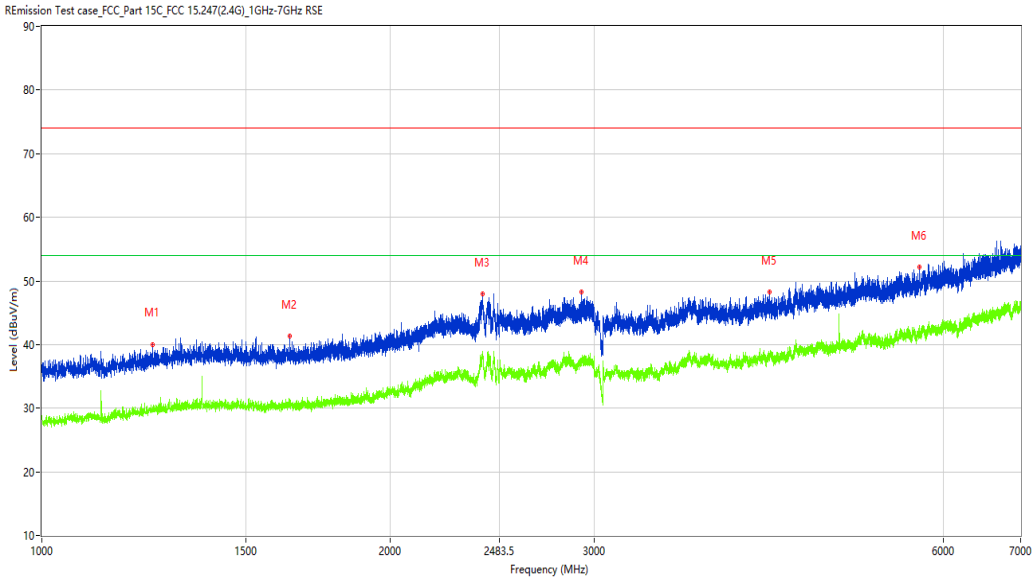

No.	Frequency (MHz)	Results (dBuV/m)	Factor (dB)	Limit (dBuV/m)	Margin (dB)	Detector	Table (Degree)	Height (cm)	Antenna	Verdict
1	1245.750	40.04	-13.38	74.0	33.96	Peak	331.60	100	Vertical	Pass
1**	1245.750	30.24	-13.38	54.0	23.76	AV	331.60	100	Vertical	Pass
2	1636.000	41.36	-12.92	74.0	32.64	Peak	267.40	100	Vertical	Pass
2**	1636.000	31.37	-12.92	54.0	22.63	AV	267.40	100	Vertical	Pass
3	2402.000	48.01	-4.71	74.0	25.99	Peak	331.60	100	Vertical	Pass
3**	2402.000	38.19	-4.71	54.0	15.81	AV	331.60	100	Vertical	Pass
4	2924.500	48.29	-4.63	74.0	25.71	Peak	355.80	100	Vertical	Pass
4**	2924.500	37.61	-4.63	54.0	16.39	AV	355.80	100	Vertical	Pass
5	4246.000	48.22	-2.27	74.0	25.78	Peak	299.50	100	Vertical	Pass
5**	4246.000	38.05	-2.27	54.0	15.95	AV	299.50	100	Vertical	Pass
6	5727.500	52.16	0.71	74.0	21.84	Peak	283.80	100	Vertical	Pass
6**	5727.500	42.24	0.71	54.0	11.76	AV	283.80	100	Vertical	Pass

Test result

Project Number: Test

Test Time: 2024-04-08_14.59.26

EUT Name:	N.A	Test Engineer:	ZY
Manufacturer:	N.A	Test Standard:	FCC
Model:	N.A	Work Addition:	TX
Temp.(oC):	21	Load:	full load
Hum.:	50%RH	Remark:	DR-RSE01-E24030088-01#02

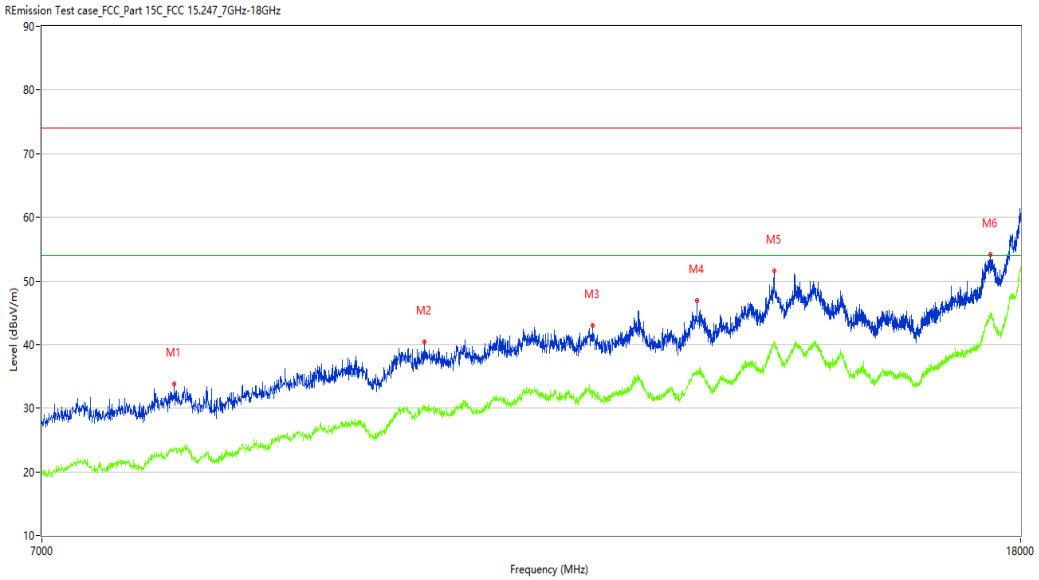

No.	Frequency (MHz)	Results (dBuV/m)	Factor (dB)	Limit (dBuV/m)	Margin (dB)	Detector	Table (Degree)	Height (cm)	Antenna	Verdict
1	7954.250	33.82	2.72	74.0	40.18	Peak	0.00	100	Vertical	Pass
1**	7954.250	23.83	2.72	54.0	30.17	AV	0.00	100	Vertical	Pass
2	10129.500	40.45	8.53	74.0	33.55	Peak	92.50	100	Vertical	Pass
2**	10129.500	29.61	8.53	54.0	24.39	AV	92.50	100	Vertical	Pass
3	11908.750	43.04	11.39	74.0	30.96	Peak	262.10	100	Vertical	Pass
3**	11908.750	32.73	11.39	54.0	21.27	AV	262.10	100	Vertical	Pass
4	13171.000	46.92	13.15	74.0	27.08	Peak	0.00	100	Vertical	Pass
4**	13171.000	36.09	13.15	54.0	17.91	AV	0.00	100	Vertical	Pass
5	14188.500	51.55	18.65	74.0	22.45	Peak	195.40	100	Vertical	Pass
5**	14188.500	40.54	18.65	54.0	13.46	AV	195.40	100	Vertical	Pass
6	17483.000	54.21	21.70	74.0	19.79	Peak	302.30	100	Vertical	Pass
6**	17483.000	44.88	21.70	54.0	9.12	AV	302.30	100	Vertical	Pass

BLE-1M-High channel-Horizontal-TX

Test result

Project Number: Test

Test Time: 2024-04-08_13.58.19

EUT Name:	N.A	Test Engineer:	ZY
Manufacturer:	N.A	Test Standard:	FCC
Model:	N.A	Work Addition:	TX
Temp.(oC):	21	Load:	full load
Hum.:	50%RH	Remark:	DR-RSE01-E24030088-01#02

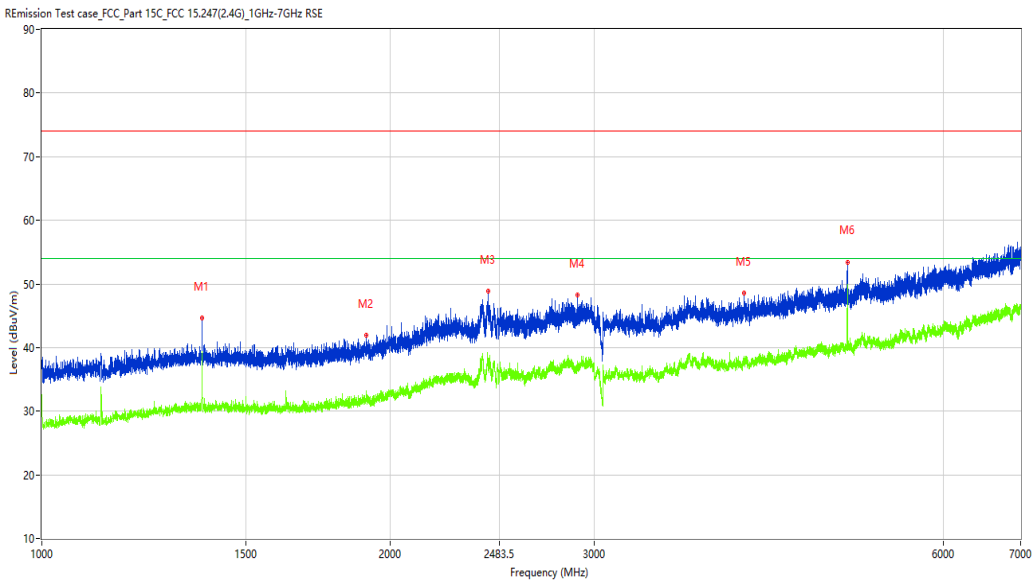

No.	Frequency (MHz)	Results (dBuV/m)	Factor (dB)	Limit (dBuV/m)	Margin (dB)	Detector	Table (Degree)	Height (cm)	Antenna	Verdict
1	1374.750	44.68	-12.81	74.0	29.32	Peak	274.30	100	Horizontal	Pass
1**	1374.750	38.83	-12.81	54.0	15.17	AV	274.30	100	Horizontal	Pass
2	1907.250	41.97	-11.69	74.0	32.03	Peak	359.50	100	Horizontal	Pass
2**	1907.250	32.40	-11.69	54.0	21.60	AV	359.50	100	Horizontal	Pass
3	2427.000	48.80	-5.20	74.0	25.20	Peak	288.80	100	Horizontal	Pass
3**	2427.000	38.27	-5.20	54.0	15.73	AV	288.80	100	Horizontal	Pass
4	2901.250	48.30	-4.36	74.0	25.70	Peak	359.50	100	Horizontal	Pass
4**	2901.250	36.85	-4.36	54.0	17.15	AV	359.50	100	Horizontal	Pass
5	4037.500	48.58	-1.59	74.0	25.42	Peak	13.80	100	Horizontal	Pass
5**	4037.500	38.45	-1.59	54.0	15.55	AV	13.80	100	Horizontal	Pass
6	4960.500	53.45	-0.63	74.0	20.55	Peak	66.00	100	Horizontal	Pass
6**	4960.500	49.40	-0.63	54.0	4.60	AV	66.00	100	Horizontal	Pass

Test result

Project Number: Test

Test Time: 2024-04-08_15.05.37

EUT Name:	N.A	Test Engineer:	ZY
Manufacturer:	N.A	Test Standard:	FCC
Model:	N.A	Work Addition:	TX
Temp.(oC):	21	Load:	full load
Hum.:	50%RH	Remark:	DR-RSE01-E24030088-01#02

No.	Frequency (MHz)	Results (dBuV/m)	Factor (dB)	Limit (dBuV/m)	Margin (dB)	Detector	Table (Degree)	Height (cm)	Antenna	Verdict
1	8529.000	34.85	2.92	74.0	39.15	Peak	96.10	100	Horizontal	Pass
1**	8529.000	23.82	2.92	54.0	30.18	AV	96.10	100	Horizontal	Pass
2	9942.500	40.24	8.81	74.0	33.76	Peak	313.70	100	Horizontal	Pass
2**	9942.500	29.74	8.81	54.0	24.26	AV	313.70	100	Horizontal	Pass
3	12458.750	44.20	11.90	74.0	29.80	Peak	83.10	100	Horizontal	Pass
3**	12458.750	34.36	11.90	54.0	19.64	AV	83.10	100	Horizontal	Pass
4	14199.500	49.60	18.42	74.0	24.40	Peak	203.50	100	Horizontal	Pass
4**	14199.500	40.23	18.42	54.0	13.77	AV	203.50	100	Horizontal	Pass
5	14774.250	51.08	17.84	74.0	22.92	Peak	252.90	100	Horizontal	Pass
5**	14774.250	40.46	17.84	54.0	13.54	AV	252.90	100	Horizontal	Pass
6	17461.000	54.36	21.17	74.0	19.64	Peak	162.40	100	Horizontal	Pass
6**	17461.000	44.12	21.17	54.0	9.88	AV	162.40	100	Horizontal	Pass

BLE-1M-High channel-Vertical-TX

Test result

Project Number: Test

Test Time: 2024-04-08_14.30.18

EUT Name:	N.A	Test Engineer:	ZY
Manufacturer:	N.A	Test Standard:	FCC
Model:	N.A	Work Addition:	TX
Temp.(oC):	21	Load:	full load
Hum.:	50%RH	Remark:	DR-RSE01-E24030088-01#02

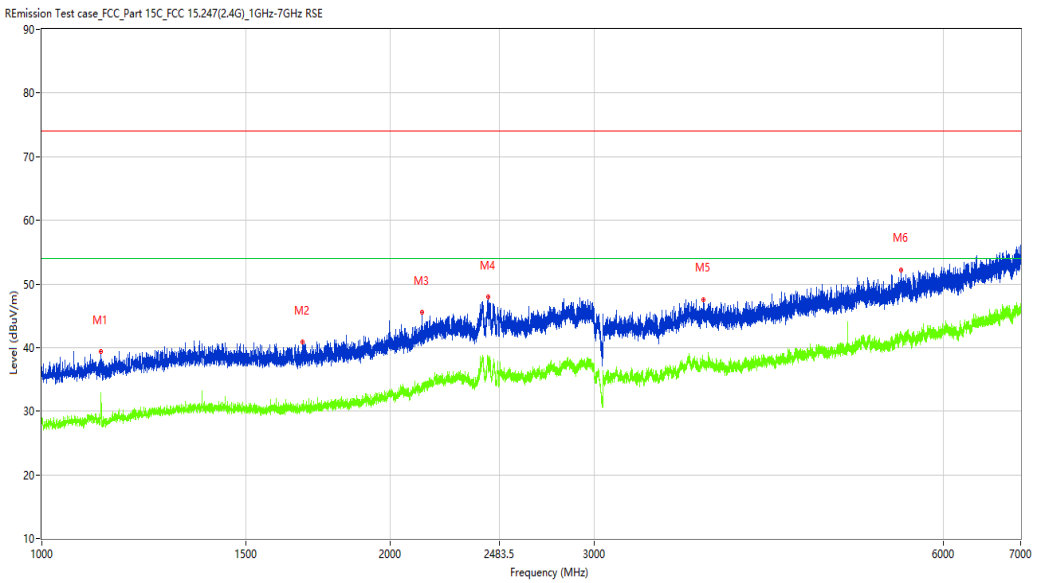

No.	Frequency (MHz)	Results (dBuV/m)	Factor (dB)	Limit (dBuV/m)	Margin (dB)	Detector	Table (Degree)	Height (cm)	Antenna	Verdict
1	1125.250	39.38	-14.28	74.0	34.62	Peak	185.10	100	Vertical	Pass
1**	1125.250	32.12	-14.28	54.0	21.88	AV	185.10	100	Vertical	Pass
2	1679.500	40.91	-13.05	74.0	33.09	Peak	263.00	100	Vertical	Pass
2**	1679.500	30.39	-13.05	54.0	23.61	AV	263.00	100	Vertical	Pass
3	2128.250	45.49	-9.34	74.0	28.51	Peak	52.80	100	Vertical	Pass
3**	2128.250	33.80	-9.34	54.0	20.20	AV	52.80	100	Vertical	Pass
4	2430.500	47.90	-5.28	74.0	26.10	Peak	359.10	100	Vertical	Pass
4**	2430.500	36.08	-5.28	54.0	17.92	AV	359.10	100	Vertical	Pass
5	3723.500	47.57	-2.67	74.0	26.43	Peak	283.50	100	Vertical	Pass
5**	3723.500	37.40	-2.67	54.0	16.60	AV	283.50	100	Vertical	Pass
6	5519.500	52.23	0.51	74.0	21.77	Peak	296.80	100	Vertical	Pass
6**	5519.500	41.34	0.51	54.0	12.66	AV	296.80	100	Vertical	Pass

Test result

Project Number: Test

Test Time: 2024-04-08_15.00.59

EUT Name:	N.A	Test Engineer:	ZY
Manufacturer:	N.A	Test Standard:	FCC
Model:	N.A	Work Addition:	TX
Temp.(oC):	21	Load:	full load
Hum.:	50%RH	Remark:	DR-RSE01-E24030088-01#02

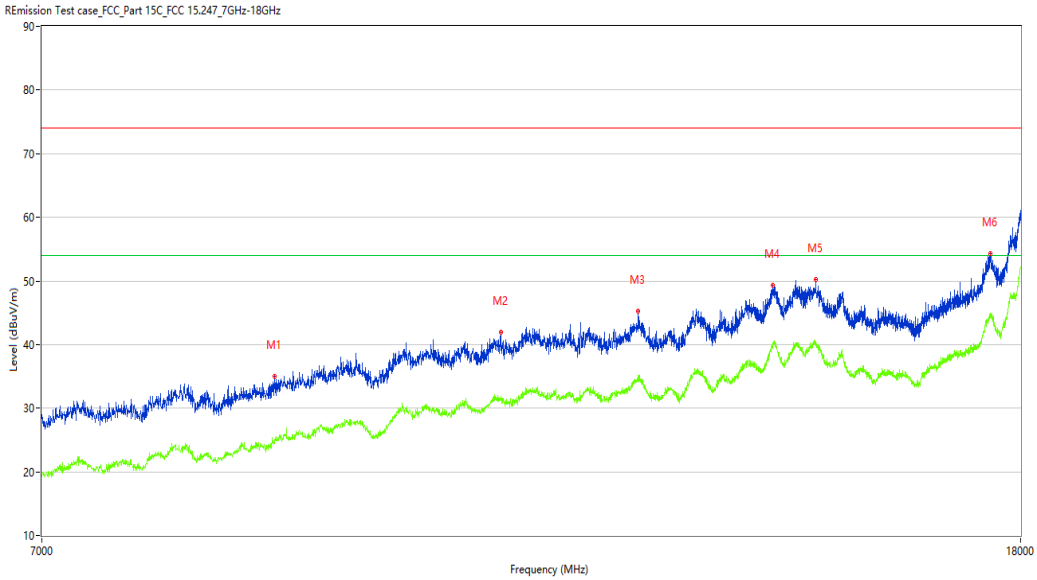

No.	Frequency (MHz)	Results (dBuV/m)	Factor (dB)	Limit (dBuV/m)	Margin (dB)	Detector	Table (Degree)	Height (cm)	Antenna	Verdict
1	8760.001	34.99	3.89	74.0	39.01	Peak	360.00	100	Vertical	Pass
1**	8760.001	24.83	3.89	54.0	29.17	AV	360.00	100	Vertical	Pass
2	10899.500	41.88	10.20	74.0	32.12	Peak	0.00	100	Vertical	Pass
2**	10899.500	31.85	10.20	54.0	22.15	AV	0.00	100	Vertical	Pass
3	12442.250	45.19	11.86	74.0	28.81	Peak	269.20	100	Vertical	Pass
3**	12442.250	34.56	11.86	54.0	19.44	AV	269.20	100	Vertical	Pass
4	14166.500	49.36	17.96	74.0	24.64	Peak	0.00	100	Vertical	Pass
4**	14166.500	39.32	17.96	54.0	14.68	AV	0.00	100	Vertical	Pass
5	14774.250	50.18	17.84	74.0	23.82	Peak	269.20	100	Vertical	Pass
5**	14774.250	40.37	17.84	54.0	13.63	AV	269.20	100	Vertical	Pass
6	17480.249	54.25	21.63	74.0	19.75	Peak	0.20	100	Vertical	Pass
6**	17480.249	44.15	21.63	54.0	9.85	AV	0.20	100	Vertical	Pass

BLE-1M-Bandedge -Low channel- Horizontal –TX

Test result

Project Number: Test

Test Time: 2024-04-08_14.44.28

EUT Name:	N.A	Test Engineer:	ZY
Manufacturer:	N.A	Test Standard:	FCC
Model:	N.A	Work Addition:	TX
Temp.(oC):	21	Load:	full load
Hum.:	50%RH	Remark:	DR-RSE01-E24030088-01#02

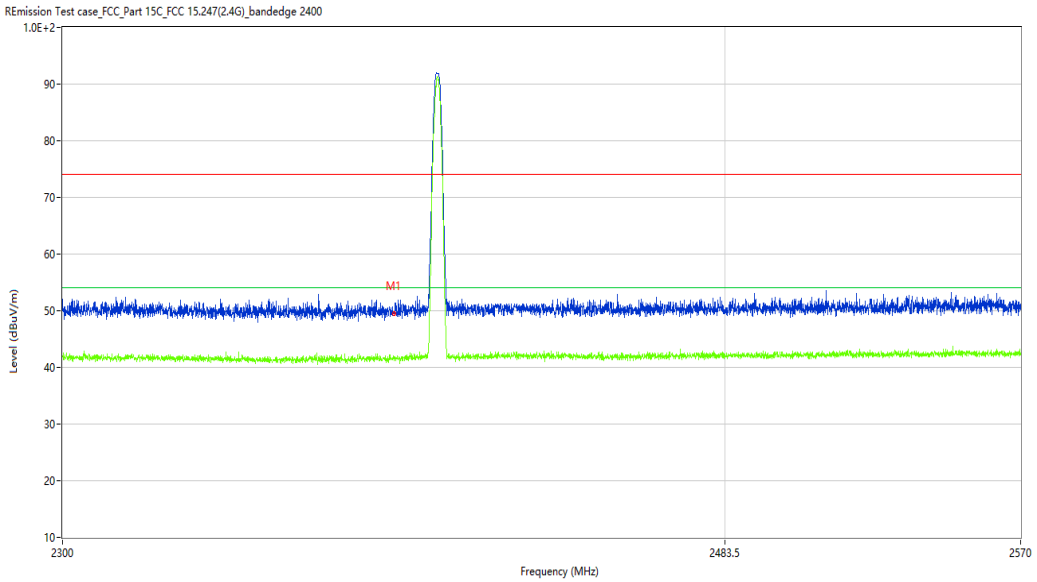

No.	Frequency (MHz)	Results (dBuV/m)	Factor (dB)	Limit (dBuV/m)	Margin (dB)	Detector	Table (Degree)	Height (cm)	Antenna	Verdict
1	2390.000	49.47	-10.27	74.0	24.53	Peak	239.76	100	Horizontal	Pass
1**	2390.000	41.46	-10.27	54.0	12.54	AV	239.76	100	Horizontal	Pass

BLE-1M-Bandedge -Low channel- Vertical -TX

Test result

Project Number: Test

Test Time: 2024-04-08_14.32.25

EUT Name:	N.A	Test Engineer:	ZY
Manufacturer:	N.A	Test Standard:	FCC
Model:	N.A	Work Addition:	TX
Temp.(oC):	21	Load:	full load
Hum.:	50%RH	Remark:	DR-RSE01-E24030088-01#02

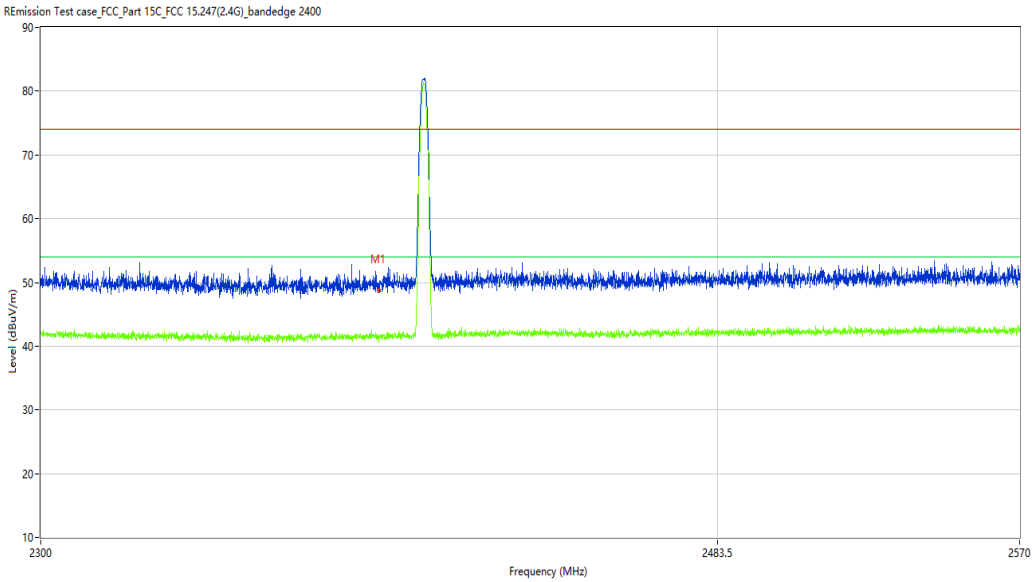

No.	Frequency (MHz)	Results (dBuV/m)	Factor (dB)	Limit (dBuV/m)	Margin (dB)	Detector	Table (Degree)	Height (cm)	Antenna	Verdict
1	2390.000	48.88	-10.27	74.0	25.12	Peak	242.47	100	Vertical	Pass
1**	2390.000	41.15	-10.27	54.0	12.85	AV	242.47	100	Vertical	Pass

BLE-1M-Bandedge -High channel- Horizontal –TX

Test result

Project Number: Test

Test Time: 2024-04-08_14.43.02

EUT Name:	N.A	Test Engineer:	ZY
Manufacturer:	N.A	Test Standard:	FCC
Model:	N.A	Work Addition:	TX
Temp.(oC):	21	Load:	full load
Hum.:	50%RH	Remark:	DR-RSE01-E24030088-01#02

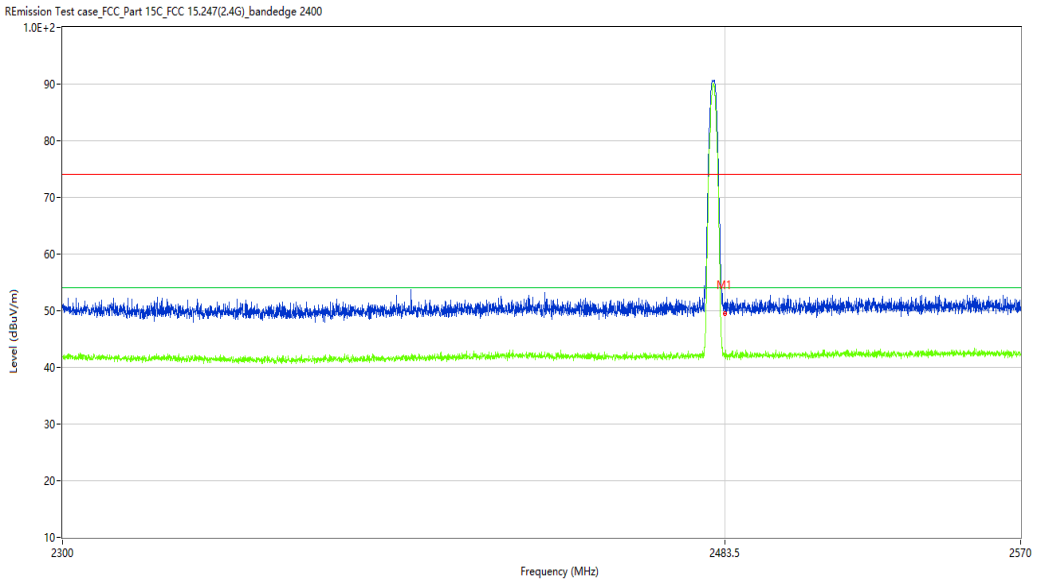

No.	Frequency (MHz)	Results (dBuV/m)	Factor (dB)	Limit (dBuV/m)	Margin (dB)	Detector	Table (Degree)	Height (cm)	Antenna	Verdict
1	2483.500	49.74	-9.82	74.0	24.26	Peak	0.00	100	Horizontal	Pass
1**	2483.500	42.15	-9.82	54.0	11.85	AV	0.00	100	Horizontal	Pass

BLE-1M-Bandedge -High channel- Vertical –TX

Test result

Project Number: Test

Test Time: 2024-04-08_14.40.06

EUT Name:	N.A	Test Engineer:	ZY
Manufacturer:	N.A	Test Standard:	FCC
Model:	N.A	Work Addition:	TX
Temp.(oC):	21	Load:	full load
Hum.:	50%RH	Remark:	DR-RSE01-E24030088-01#02

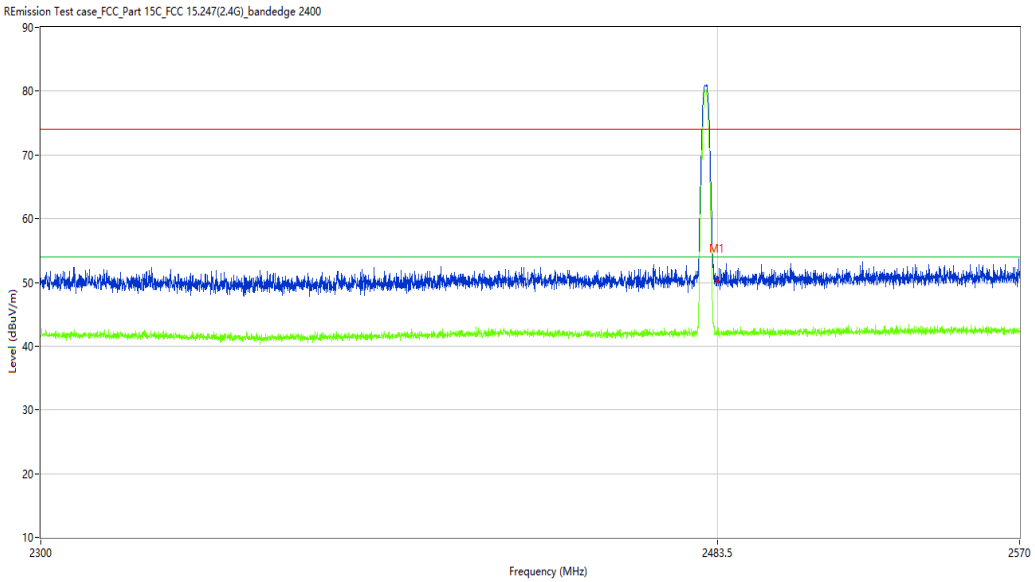

No.	Frequency (MHz)	Results (dBuV/m)	Factor (dB)	Limit (dBuV/m)	Margin (dB)	Detector	Table (Degree)	Height (cm)	Antenna	Verdict
1	2483.500	50.44	-9.82	74.0	23.56	Peak	291.20	100	Vertical	Pass
1**	2483.500	42.59	-9.82	54.0	11.41	AV	291.20	100	Vertical	Pass

USB Input:

BLE-2M-Horizontal-TX

Test result

Project Number: Test

Test Time: 2024-04-08_16.29.53

EUT Name:	N.A	Test Engineer:	ZY
Manufacturer:	N.A	Test Standard:	FCC
Model:	N.A	Work Addition:	TX
Temp.(oC):	21	Load:	full load
Hum.:	50%RH	Remark:	DR-RSE01-E24030088-01#02

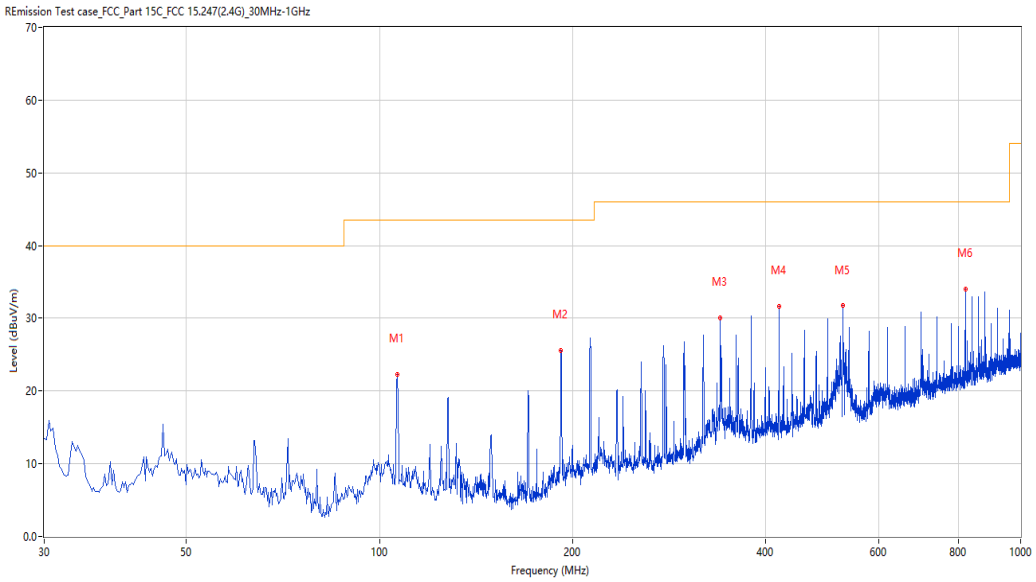

No.	Frequency (MHz)	Results (dBuV/m)	Factor (dB)	Limit (dBuV/m)	Margin (dB)	Detector	Table (Degree)	Height (cm)	Antenna	Verdict
1	106.611	22.25	-25.60	43.5	21.25	Peak	120.10	100	Horizontal	Pass
2	191.950	25.56	-26.07	43.5	17.94	Peak	125.70	100	Horizontal	Pass
3	339.838	30.07	-20.67	46.0	15.93	Peak	329.20	100	Horizontal	Pass
4	419.843	31.67	-19.09	46.0	14.33	Peak	317.10	100	Horizontal	Pass
5	527.971	31.71	-16.44	46.0	14.29	Peak	170.80	100	Horizontal	Pass
6	819.868	33.97	-10.60	46.0	12.03	Peak	3.30	100	Horizontal	Pass

BLE-2M-Vertical-TX

Test result

Project Number: Test

Test Time: 2024-04-08_16.34.04

EUT Name:	N.A	Test Engineer:	ZY
Manufacturer:	N.A	Test Standard:	FCC
Model:	N.A	Work Addition:	TX
Temp.(oC):	21	Load:	full load
Hum.:	50%RH	Remark:	DR-RSE01-E24030088-01#02

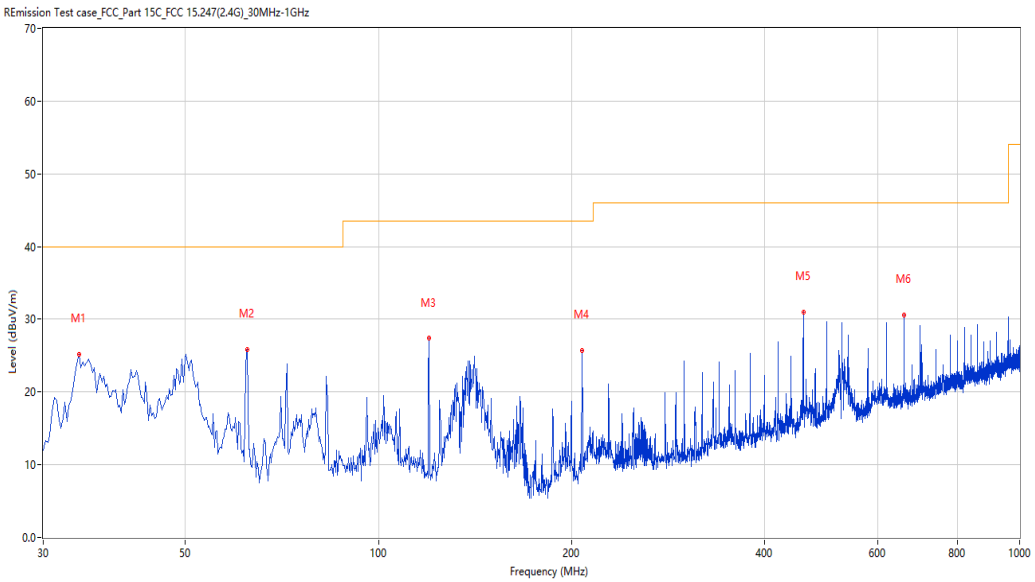

No.	Frequency (MHz)	Results (dBuV/m)	Factor (dB)	Limit (dBuV/m)	Margin (dB)	Detector	Table (Degree)	Height (cm)	Antenna	Verdict
1	34.121	25.19	-27.33	40.0	14.81	Peak	169.40	100	Vertical	Pass
2	62.487	25.79	-26.05	40.0	14.21	Peak	1.90	100	Vertical	Pass
3	119.945	27.36	-27.36	43.5	16.14	Peak	0.40	100	Vertical	Pass
4	207.708	25.71	-25.63	43.5	17.79	Peak	179.30	100	Vertical	Pass
5	459.845	30.93	-18.46	46.0	15.07	Peak	357.70	100	Vertical	Pass
6	659.858	30.58	-13.84	46.0	15.42	Peak	99.00	100	Vertical	Pass

POE Input:

BLE-2M-Horizontal-TX

Test result

Project Number: Test

Test Time: 2024-04-08_17.24.57

EUT Name:	N.A	Test Engineer:	ZY
Manufacturer:	N.A	Test Standard:	FCC
Model:	N.A	Work Addition:	TX
Temp.(oC):	21	Load:	full load
Hum.:	50%RH	Remark:	DR-RSE01-E24030088-01#02

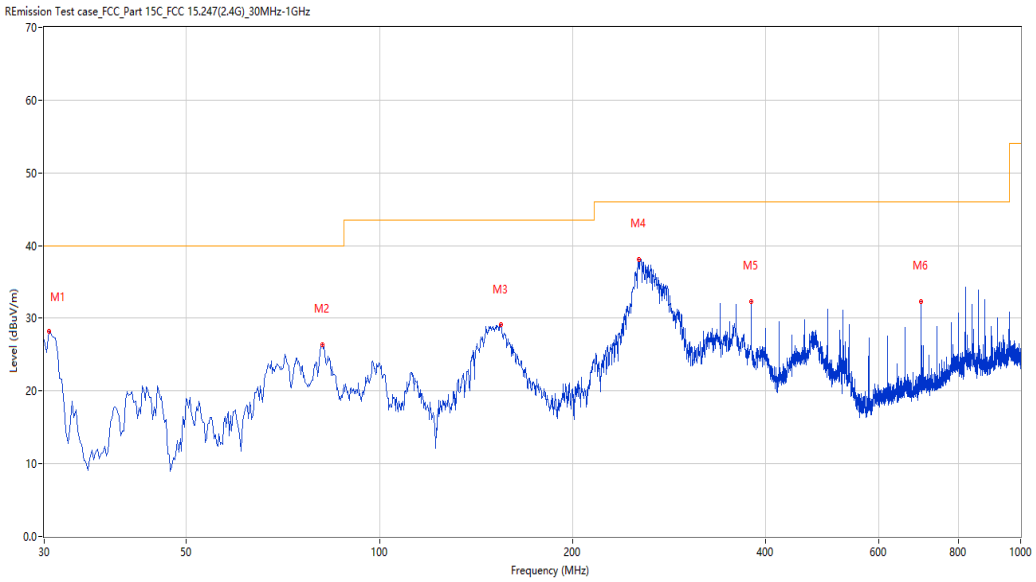

No.	Frequency (MHz)	Results (dBuV/m)	Factor (dB)	Limit (dBuV/m)	Margin (dB)	Detector	Table (Degree)	Height (cm)	Antenna	Verdict
1	30.485	28.20	-28.57	40.0	11.80	Peak	26.40	100	Horizontal	Pass
2	81.397	26.41	-30.58	40.0	13.59	Peak	115.30	100	Horizontal	Pass
3	154.856	29.07	-28.87	43.5	14.43	Peak	106.40	100	Horizontal	Pass
4	253.772	38.10	-23.32	46.0	7.90	Peak	93.70	100	Horizontal	Pass
5	379.840	32.34	-20.45	46.0	13.66	Peak	134.20	100	Horizontal	Pass
6	699.860	32.33	-12.68	46.0	13.67	Peak	344.80	100	Horizontal	Pass

BLE-2M-Vertical-TX

Test result

Project Number: Test

Test Time: 2024-04-08_17.27.51

EUT Name:	N.A	Test Engineer:	ZY
Manufacturer:	N.A	Test Standard:	FCC
Model:	N.A	Work Addition:	TX
Temp.(oC):	21	Load:	full load
Hum.:	50%RH	Remark:	DR-RSE01-E24030088-01#02

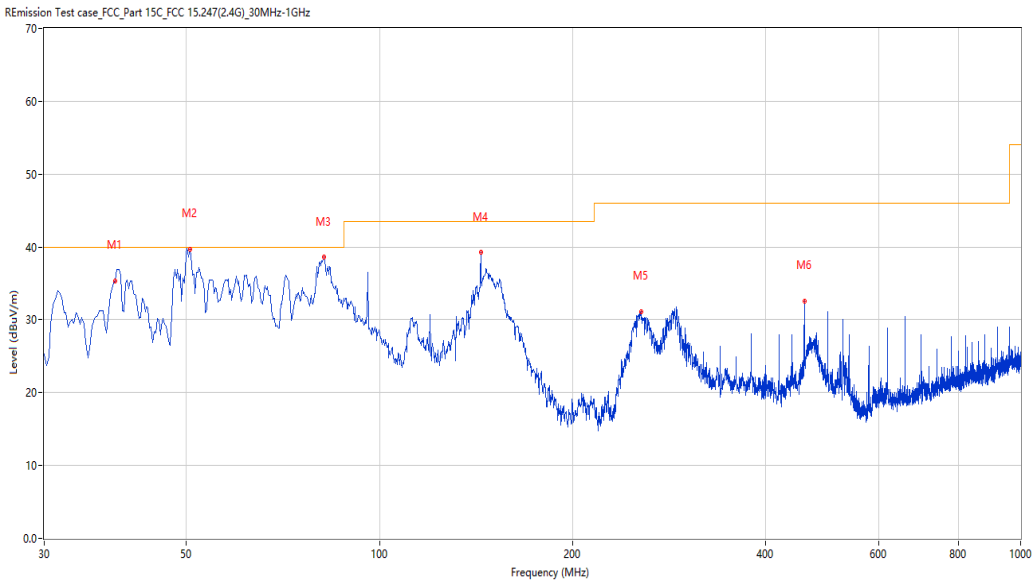

No.	Frequency (MHz)	Results (dBuV/m)	Factor (dB)	Limit (dBuV/m)	Margin (dB)	Detector	Table (Degree)	Height (cm)	Antenna	Verdict
1	38.728	35.04	-25.86	40.0	4.96	Peak	321.70	100	Vertical	Pass
2	50.607	39.68	-23.99	40.0	0.32	Peak	354.10	100	Vertical	Pass
3	81.882	38.61	-30.49	40.0	1.39	Peak	126.40	100	Vertical	Pass
4	143.947	39.22	-29.24	43.5	4.28	Peak	149.90	100	Vertical	Pass
5	255.711	31.05	-23.23	46.0	14.95	Peak	137.20	100	Vertical	Pass
6	459.845	32.61	-18.46	46.0	13.39	Peak	344.20	100	Vertical	Pass

1-18G

BLE-2M-Low channel-Horizontal-TX

Test result

Project Number: Test

Test Time: 2024-04-08_14.08.53

EUT Name:	N.A	Test Engineer:	ZY
Manufacturer:	N.A	Test Standard:	FCC
Model:	N.A	Work Addition:	TX
Temp.(oC):	21	Load:	full load
Hum.:	50%RH	Remark:	DR-RSE01-E24030088-01#02

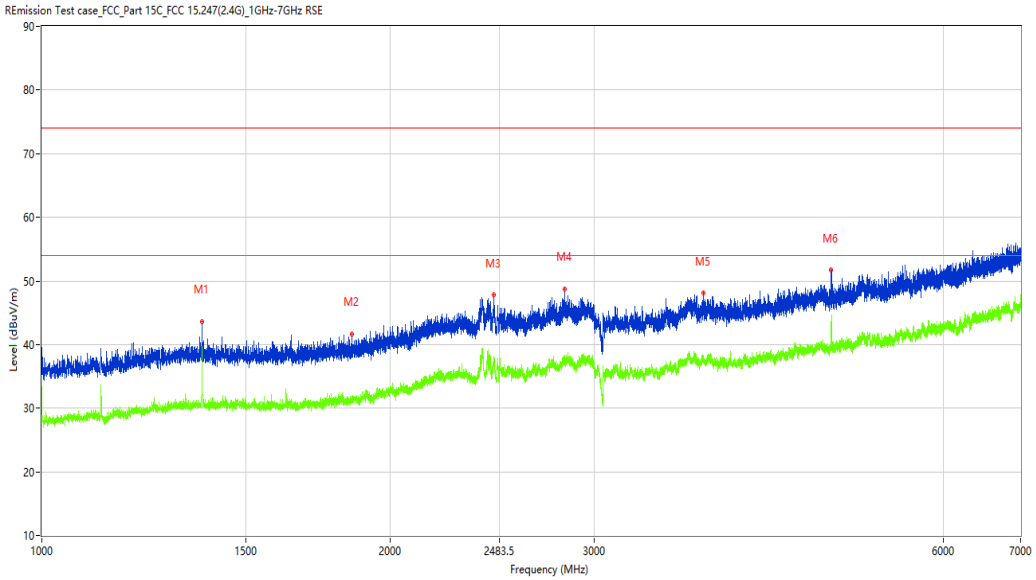

No.	Frequency (MHz)	Results (dBuV/m)	Factor (dB)	Limit (dBuV/m)	Margin (dB)	Detector	Table (Degree)	Height (cm)	Antenna	Verdict
1	1375.000	43.65	-12.81	74.0	30.35	Peak	271.20	100	Horizontal	Pass
1**	1375.000	39.73	-12.81	54.0	14.27	AV	271.20	100	Horizontal	Pass
2	1851.250	41.69	-12.19	74.0	32.31	Peak	360.00	100	Horizontal	Pass
2**	1851.250	31.43	-12.19	54.0	22.57	AV	360.00	100	Horizontal	Pass
3	2457.250	47.79	-5.80	74.0	26.21	Peak	360.00	100	Horizontal	Pass
3**	2457.250	37.53	-5.80	54.0	16.47	AV	360.00	100	Horizontal	Pass
4	2827.500	48.79	-4.61	74.0	25.21	Peak	271.20	100	Horizontal	Pass
4**	2827.500	37.18	-4.61	54.0	16.82	AV	271.20	100	Horizontal	Pass
5	3727.000	48.05	-2.67	74.0	25.95	Peak	311.30	100	Horizontal	Pass
5**	3727.000	37.16	-2.67	54.0	16.84	AV	311.30	100	Horizontal	Pass
6	4803.500	51.73	-1.39	74.0	22.27	Peak	298.30	100	Horizontal	Pass
6**	4803.500	43.43	-1.39	54.0	10.57	AV	298.30	100	Horizontal	Pass

Test result

Project Number: Test

Test Time: 2024-04-08_14.50.43

EUT Name:	N.A	Test Engineer:	ZY
Manufacturer:	N.A	Test Standard:	FCC
Model:	N.A	Work Addition:	TX
Temp.(oC):	21	Load:	full load
Hum.:	50%RH	Remark:	DR-RSE01-E24030088-01#02

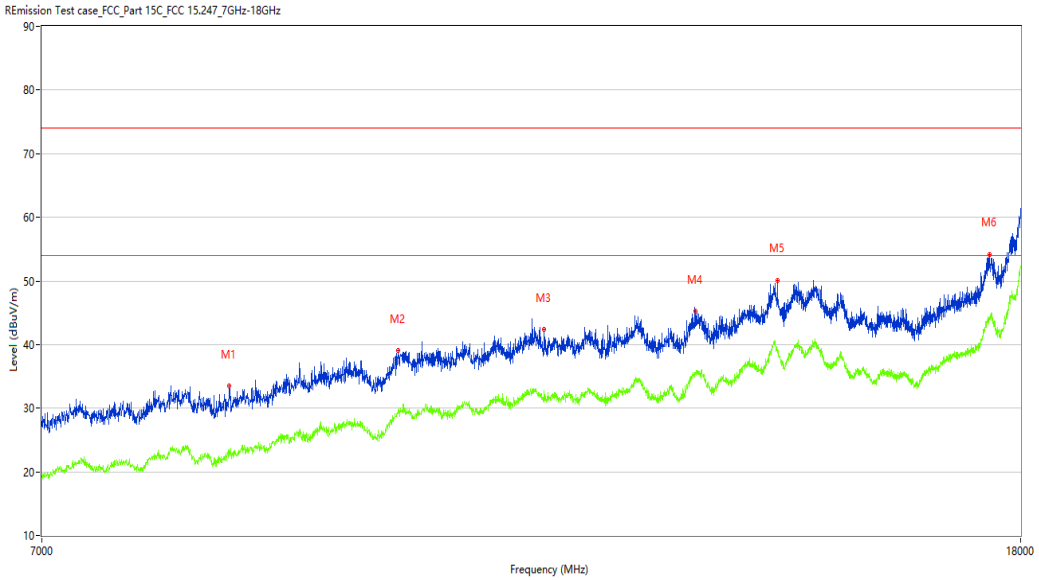

No.	Frequency (MHz)	Results (dBuV/m)	Factor (dB)	Limit (dBuV/m)	Margin (dB)	Detector	Table (Degree)	Height (cm)	Antenna	Verdict
1	8388.750	33.55	2.94	74.0	40.45	Peak	360.00	100	Horizontal	Pass
1**	8388.750	22.54	2.94	54.0	31.46	AV	360.00	100	Horizontal	Pass
2	9871.000	39.05	8.29	74.0	34.95	Peak	360.00	100	Horizontal	Pass
2**	9871.000	29.30	8.29	54.0	24.70	AV	360.00	100	Horizontal	Pass
3	11364.250	42.37	10.96	74.0	31.63	Peak	360.00	100	Horizontal	Pass
3**	11364.250	32.74	10.96	54.0	21.26	AV	360.00	100	Horizontal	Pass
4	13149.000	45.24	13.10	74.0	28.76	Peak	301.00	100	Horizontal	Pass
4**	13149.000	35.59	13.10	54.0	18.41	AV	301.00	100	Horizontal	Pass
5	14235.250	50.13	17.68	74.0	23.87	Peak	301.00	100	Horizontal	Pass
5**	14235.250	39.14	17.68	54.0	14.86	AV	301.00	100	Horizontal	Pass
6	17469.250	54.08	21.37	74.0	19.92	Peak	199.00	100	Horizontal	Pass
6**	17469.250	44.38	21.37	54.0	9.62	AV	199.00	100	Horizontal	Pass

BLE-2M-Low channel-Vertical-TX

Test result

Project Number: Test

Test Time: 2024-04-08_14.23.44

EUT Name:	N.A	Test Engineer:	ZY
Manufacturer:	N.A	Test Standard:	FCC
Model:	N.A	Work Addition:	TX
Temp.(oC):	21	Load:	full load
Hum.:	50%RH	Remark:	DR-RSE01-E24030088-01#02

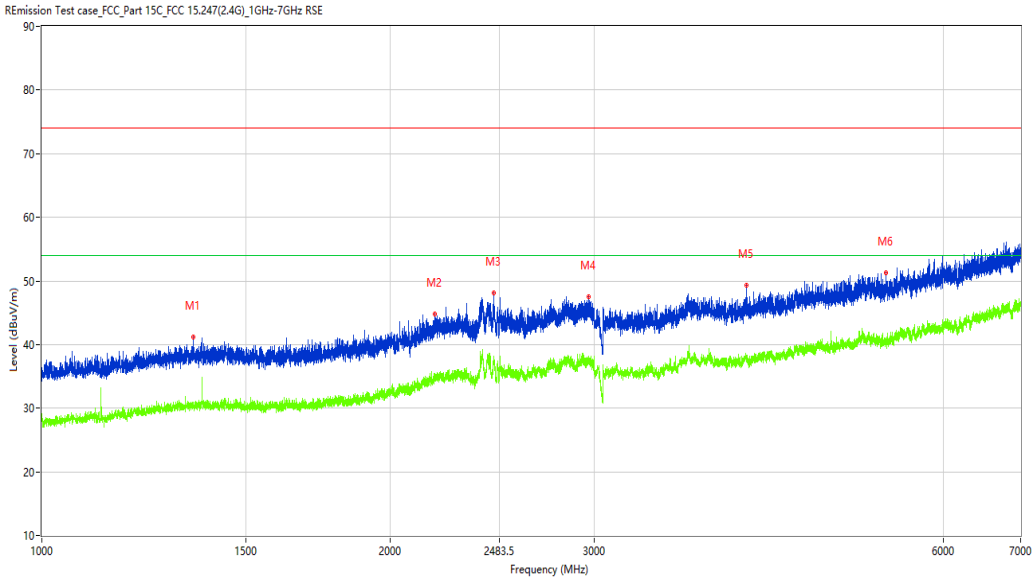

No.	Frequency (MHz)	Results (dBuV/m)	Factor (dB)	Limit (dBuV/m)	Margin (dB)	Detector	Table (Degree)	Height (cm)	Antenna	Verdict
1	1352.000	41.13	-12.74	74.0	32.87	Peak	360.00	100	Vertical	Pass
1**	1352.000	30.93	-12.74	54.0	23.07	AV	360.00	100	Vertical	Pass
2	2185.000	44.77	-8.17	74.0	29.23	Peak	159.40	100	Vertical	Pass
2**	2185.000	35.11	-8.17	54.0	18.89	AV	159.40	100	Vertical	Pass
3	2455.500	48.08	-5.77	74.0	25.92	Peak	356.50	100	Vertical	Pass
3**	2455.500	37.87	-5.77	54.0	16.13	AV	356.50	100	Vertical	Pass
4	2966.500	47.47	-3.75	74.0	26.53	Peak	266.60	100	Vertical	Pass
4**	2966.500	37.40	-3.75	54.0	16.60	AV	266.60	100	Vertical	Pass
5	4056.500	49.26	-1.42	74.0	24.74	Peak	360.00	100	Vertical	Pass
5**	4056.500	38.31	-1.42	54.0	15.69	AV	360.00	100	Vertical	Pass
6	5356.000	51.25	-0.50	74.0	22.75	Peak	278.30	100	Vertical	Pass
6**	5356.000	40.70	-0.50	54.0	13.30	AV	278.30	100	Vertical	Pass

Test result

Project Number: Test

Test Time: 2024-04-08_14.54.23

EUT Name:	N.A	Test Engineer:	ZY
Manufacturer:	N.A	Test Standard:	FCC
Model:	N.A	Work Addition:	TX
Temp.(oC):	21	Load:	full load
Hum.:	50	Remark:	DR-RSE01-E24030088-01#02

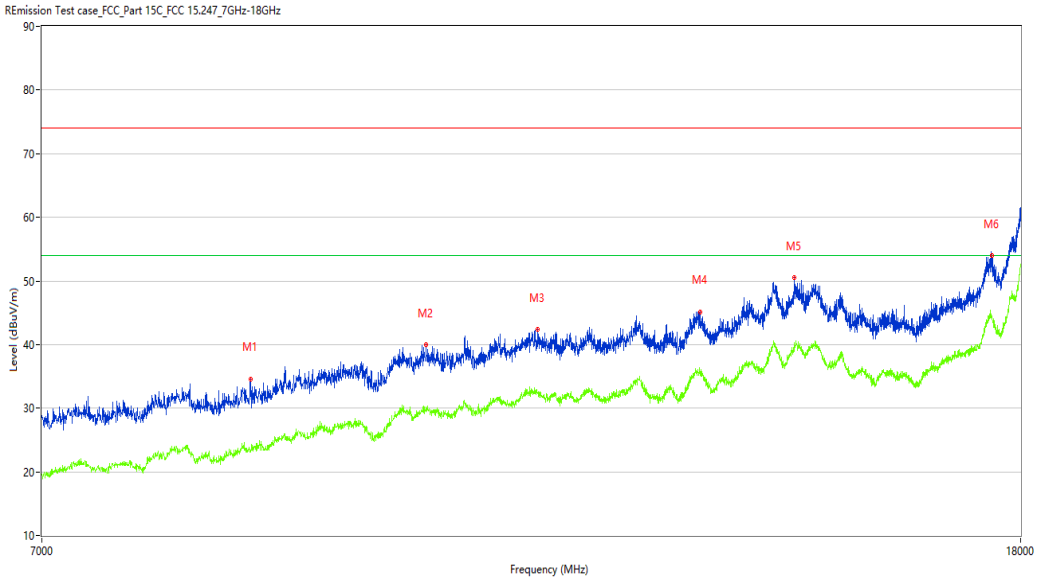

No.	Frequency (MHz)	Results (dBuV/m)	Factor (dB)	Limit (dBuV/m)	Margin (dB)	Detector	Table (Degree)	Height (cm)	Antenna	Verdict
1	8564.750	34.63	3.12	74.0	39.37	Peak	104.40	100	Vertical	Pass
1**	8564.750	23.13	3.12	54.0	30.87	AV	104.40	100	Vertical	Pass
2	10140.500	39.97	8.45	74.0	34.03	Peak	104.40	100	Vertical	Pass
2**	10140.500	30.26	8.45	54.0	23.74	AV	104.40	100	Vertical	Pass
3	11298.250	42.34	11.45	74.0	31.66	Peak	0.00	100	Vertical	Pass
3**	11298.250	32.25	11.45	54.0	21.75	AV	0.00	100	Vertical	Pass
4	13209.500	45.18	13.23	74.0	28.82	Peak	104.40	100	Vertical	Pass
4**	13209.500	35.11	13.23	54.0	18.89	AV	104.40	100	Vertical	Pass
5	14471.750	50.46	17.07	74.0	23.54	Peak	92.60	100	Vertical	Pass
5**	14471.750	40.27	17.07	54.0	13.73	AV	92.60	100	Vertical	Pass
6	17510.500	53.94	21.26	74.0	20.06	Peak	210.30	100	Vertical	Pass
6**	17510.500	44.35	21.26	54.0	9.65	AV	210.30	100	Vertical	Pass

BLE-2M-Middle channel-Horizontal-TX

Test result

Project Number: Test

Test Time: 2024-04-08_14.11.00

EUT Name:	N.A	Test Engineer:	ZY
Manufacturer:	N.A	Test Standard:	FCC
Model:	N.A	Work Addition:	TX
Temp.(oC):	21	Load:	full load
Hum.:	50%RH	Remark:	DR-RSE01-E24030088-01#02

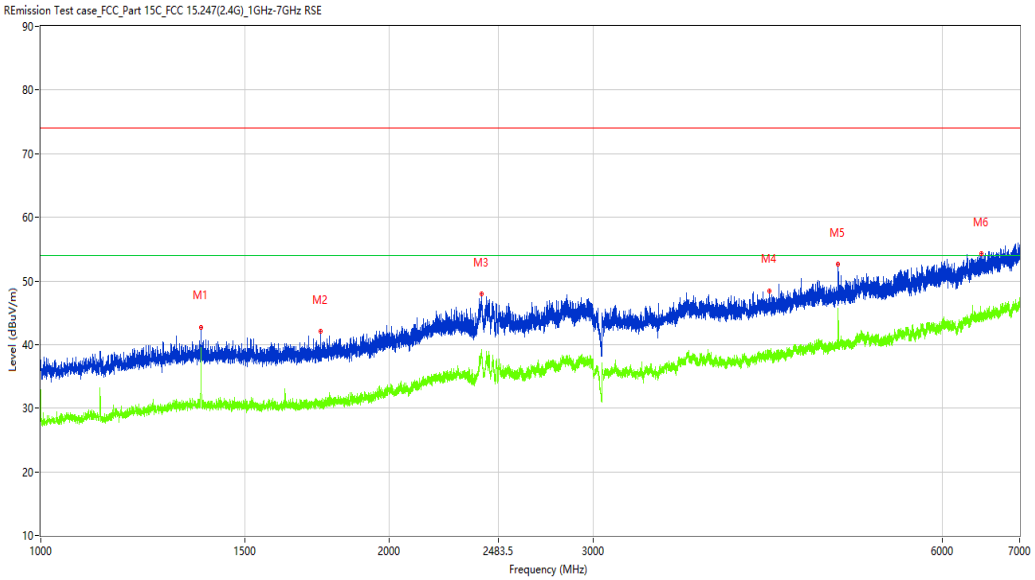

No.	Frequency (MHz)	Results (dBuV/m)	Factor (dB)	Limit (dBuV/m)	Margin (dB)	Detector	Table (Degree)	Height (cm)	Antenna	Verdict
1	1375.000	42.74	-12.81	74.0	31.26	Peak	263.00	100	Horizontal	Pass
1**	1375.000	39.51	-12.81	54.0	14.49	AV	263.00	100	Horizontal	Pass
2	1744.500	42.12	-12.60	74.0	31.88	Peak	276.60	100	Horizontal	Pass
2**	1744.500	31.07	-12.60	54.0	22.93	AV	276.60	100	Horizontal	Pass
3	2401.500	47.98	-4.70	74.0	26.02	Peak	360.00	100	Horizontal	Pass
3**	2401.500	38.38	-4.70	54.0	15.62	AV	360.00	100	Horizontal	Pass
4	4255.000	48.47	-2.27	74.0	25.53	Peak	316.20	100	Horizontal	Pass
4**	4255.000	38.85	-2.27	54.0	15.15	AV	316.20	100	Horizontal	Pass
5	4879.500	52.57	-0.83	74.0	21.43	Peak	304.50	100	Horizontal	Pass
5**	4879.500	45.70	-0.83	54.0	8.30	AV	304.50	100	Horizontal	Pass
6	6484.500	54.36	2.87	74.0	19.64	Peak	1.10	100	Horizontal	Pass
6**	6484.500	44.52	2.87	54.0	9.48	AV	1.10	100	Horizontal	Pass

Test result

Project Number: Test

Test Time: 2024-04-08_14.52.08

EUT Name:	N.A	Test Engineer:	ZY
Manufacturer:	N.A	Test Standard:	FCC
Model:	N.A	Work Addition:	TX
Temp.(oC):	21	Load:	full load
Hum.:	50%RH	Remark:	DR-RSE01-E24030088-01#02

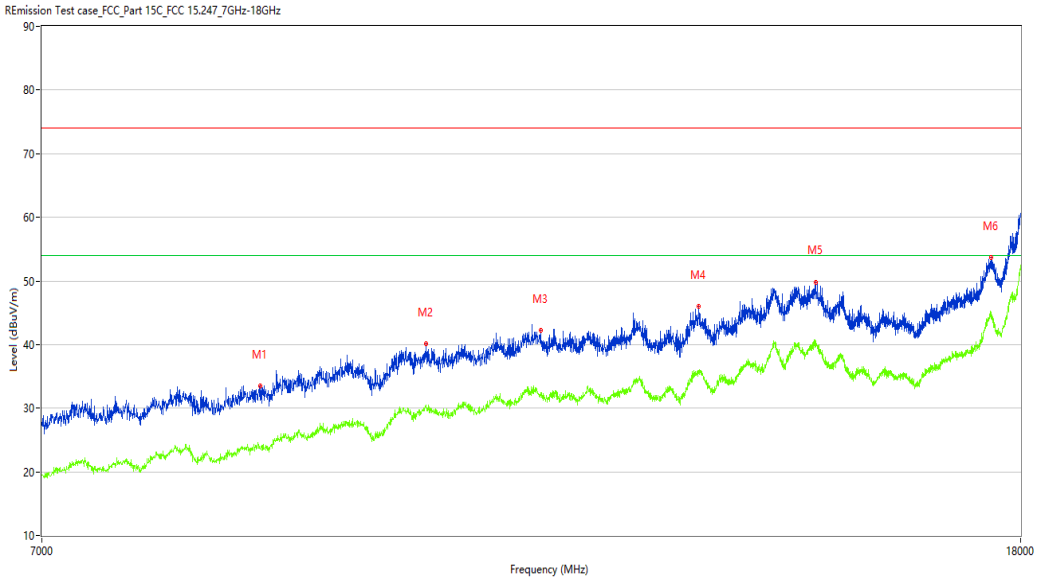

No.	Frequency (MHz)	Results (dBuV/m)	Factor (dB)	Limit (dBuV/m)	Margin (dB)	Detector	Table (Degree)	Height (cm)	Antenna	Verdict
1	8644.500	33.46	3.81	74.0	40.54	Peak	86.30	100	Horizontal	Pass
1**	8644.500	23.43	3.81	54.0	30.57	AV	86.30	100	Horizontal	Pass
2	10137.750	40.17	8.47	74.0	33.83	Peak	124.00	100	Horizontal	Pass
2**	10137.750	30.54	8.47	54.0	23.46	AV	124.00	100	Horizontal	Pass
3	11325.750	42.29	11.27	74.0	31.71	Peak	187.00	100	Horizontal	Pass
3**	11325.750	31.97	11.27	54.0	22.03	AV	187.00	100	Horizontal	Pass
4	13195.750	46.06	13.20	74.0	27.94	Peak	0.00	100	Horizontal	Pass
4**	13195.750	35.88	13.20	54.0	18.12	AV	0.00	100	Horizontal	Pass
5	14771.500	49.85	17.88	74.0	24.15	Peak	187.00	100	Horizontal	Pass
5**	14771.500	40.01	17.88	54.0	13.99	AV	187.00	100	Horizontal	Pass
6	17499.501	53.71	21.49	74.0	20.29	Peak	0.00	100	Horizontal	Pass
6**	17499.501	45.09	21.49	54.0	8.91	AV	0.00	100	Horizontal	Pass

BLE-2M-Middle channel-Vertical-TX

Test result

Project Number: Test

Test Time: 2024-04-08_14.21.12

EUT Name:	N.A	Test Engineer:	ZY
Manufacturer:	N.A	Test Standard:	FCC
Model:	N.A	Work Addition:	TX
Temp.(oC):	21	Load:	full load
Hum.:	50%RH	Remark:	DR-RSE01-E24030088-01#02

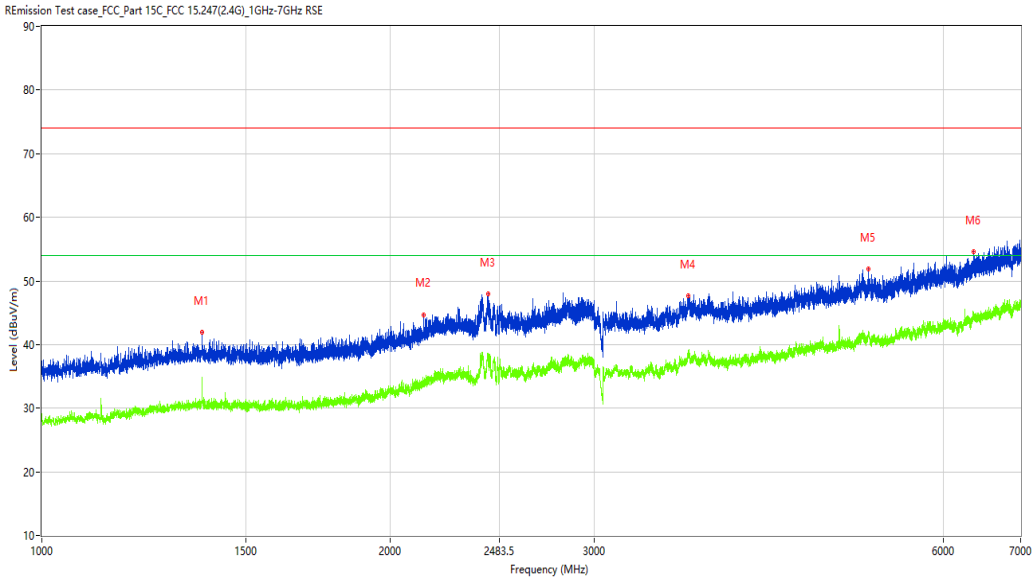

No.	Frequency (MHz)	Results (dBuV/m)	Factor (dB)	Limit (dBuV/m)	Margin (dB)	Detector	Table (Degree)	Height (cm)	Antenna	Verdict
1	1375.000	41.94	-12.81	74.0	32.06	Peak	312.80	100	Vertical	Pass
1**	1375.000	34.90	-12.81	54.0	19.10	AV	312.80	100	Vertical	Pass
2	2135.500	44.72	-9.22	74.0	29.28	Peak	353.00	100	Vertical	Pass
2**	2135.500	34.07	-9.22	54.0	19.93	AV	353.00	100	Vertical	Pass
3	2427.250	47.93	-5.21	74.0	26.07	Peak	360.00	100	Vertical	Pass
3**	2427.250	38.49	-5.21	54.0	15.51	AV	360.00	100	Vertical	Pass
4	3617.500	47.59	-2.42	74.0	26.41	Peak	268.30	100	Vertical	Pass
4**	3617.500	39.13	-2.42	54.0	14.87	AV	268.30	100	Vertical	Pass
5	5171.500	51.83	0.25	74.0	22.17	Peak	19.00	100	Vertical	Pass
5**	5171.500	41.61	0.25	54.0	12.39	AV	19.00	100	Vertical	Pass
6	6375.000	54.61	2.61	74.0	19.39	Peak	214.00	100	Vertical	Pass
6**	6375.000	44.82	2.61	54.0	9.18	AV	214.00	100	Vertical	Pass

Test result

Project Number: Test

Test Time: 2024-04-08_14.55.33

EUT Name:	N.A	Test Engineer:	ZY
Manufacturer:	N.A	Test Standard:	FCC
Model:	N.A	Work Addition:	TX
Temp.(oC):	21	Load:	full load
Hum.:	50%RH	Remark:	DR-RSE01-E24030088-01#02

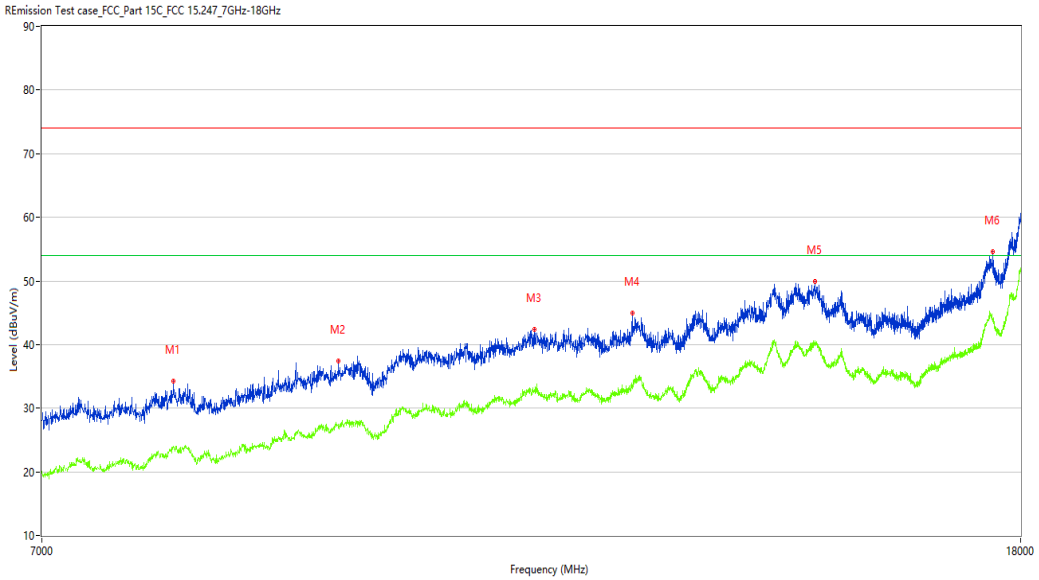

No.	Frequency (MHz)	Results (dBuV/m)	Factor (dB)	Limit (dBuV/m)	Margin (dB)	Detector	Table (Degree)	Height (cm)	Antenna	Verdict
1	7948.750	34.21	2.67	74.0	39.79	Peak	157.90	100	Vertical	Pass
1**	7948.750	23.98	2.67	54.0	30.02	AV	157.90	100	Vertical	Pass
2	9318.250	37.36	6.14	74.0	36.64	Peak	206.70	100	Vertical	Pass
2**	9318.250	27.41	6.14	54.0	26.59	AV	206.70	100	Vertical	Pass
3	11262.500	42.39	11.22	74.0	31.61	Peak	157.90	100	Vertical	Pass
3**	11262.500	32.88	11.22	54.0	21.12	AV	157.90	100	Vertical	Pass
4	12373.500	44.91	11.63	74.0	29.09	Peak	118.00	100	Vertical	Pass
4**	12373.500	33.64	11.63	54.0	20.36	AV	118.00	100	Vertical	Pass
5	14760.500	49.92	17.94	74.0	24.08	Peak	206.70	100	Vertical	Pass
5**	14760.500	40.56	17.94	54.0	13.44	AV	206.70	100	Vertical	Pass
6	17524.251	54.53	20.98	74.0	19.47	Peak	157.90	100	Vertical	Pass
6**	17524.251	43.54	20.98	54.0	10.46	AV	157.90	100	Vertical	Pass

BLE-2M-High channel-Horizontal-TX

Test result

Project Number: Test

Test Time: 2024-04-08_14.13.42

EUT Name:	N.A	Test Engineer:	ZY
Manufacturer:	N.A	Test Standard:	FCC
Model:	N.A	Work Addition:	TX
Temp.(oC):	21	Load:	full load
Hum.:	50%RH	Remark:	DR-RSE01-E24030088-01#02

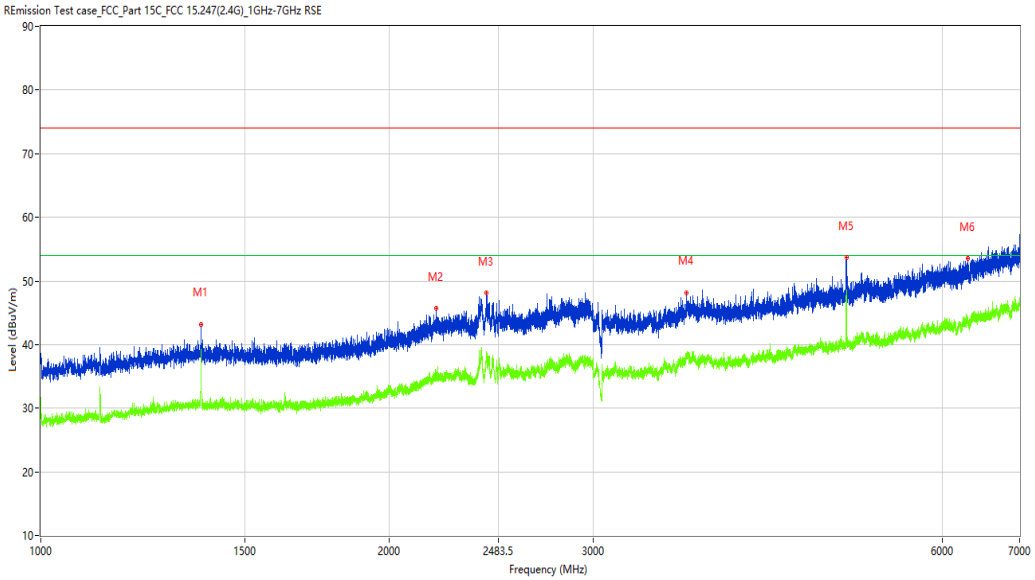

No.	Frequency (MHz)	Results (dBuV/m)	Factor (dB)	Limit (dBuV/m)	Margin (dB)	Detector	Table (Degree)	Height (cm)	Antenna	Verdict
1	1374.750	43.21	-12.81	74.0	30.79	Peak	328.50	100	Horizontal	Pass
1**	1374.750	38.88	-12.81	54.0	15.12	AV	328.50	100	Horizontal	Pass
2	2194.750	45.74	-7.95	74.0	28.26	Peak	264.60	100	Horizontal	Pass
2**	2194.750	34.71	-7.95	54.0	19.29	AV	264.60	100	Horizontal	Pass
3	2426.750	48.05	-5.20	74.0	25.95	Peak	39.20	100	Horizontal	Pass
3**	2426.750	38.69	-5.20	54.0	15.31	AV	39.20	100	Horizontal	Pass
4	3610.000	48.17	-2.63	74.0	25.83	Peak	289.70	100	Horizontal	Pass
4**	3610.000	38.54	-2.63	54.0	15.46	AV	289.70	100	Horizontal	Pass
5	4961.500	53.63	-0.63	74.0	20.37	Peak	360.00	100	Horizontal	Pass
5**	4961.500	47.77	-0.63	54.0	6.23	AV	360.00	100	Horizontal	Pass
6	6312.500	53.49	2.40	74.0	20.51	Peak	181.90	100	Horizontal	Pass
6**	6312.500	43.57	2.40	54.0	10.43	AV	181.90	100	Horizontal	Pass

Test result

Project Number: Test

Test Time: 2024-04-08_14.53.09

EUT Name:	N.A	Test Engineer:	ZY
Manufacturer:	N.A	Test Standard:	FCC
Model:	N.A	Work Addition:	TX
Temp.(oC):	21	Load:	full load
Hum.:	50%RH	Remark:	DR-RSE01-E24030088-01#02

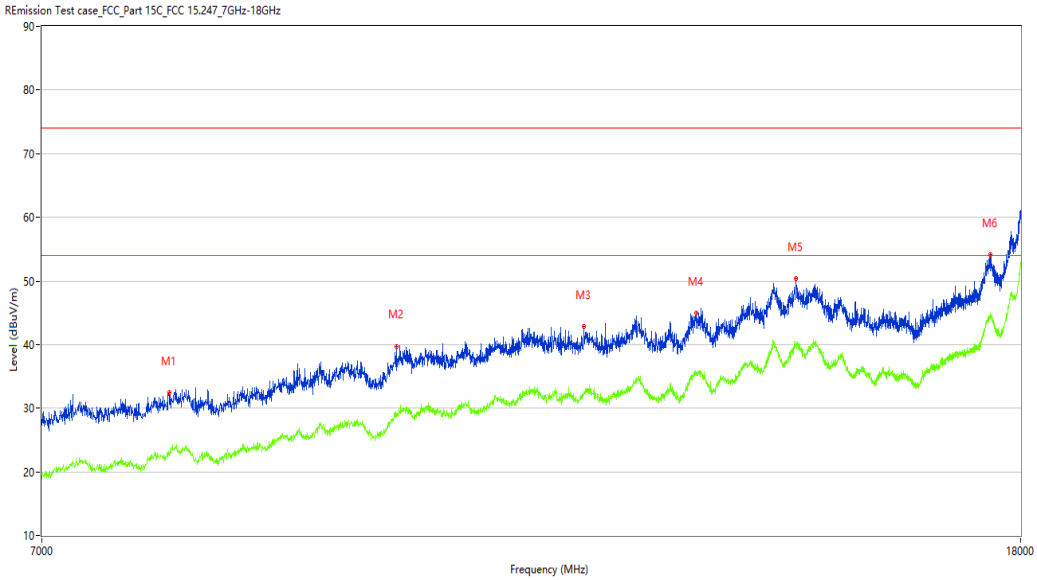

No.	Frequency (MHz)	Results (dBuV/m)	Factor (dB)	Limit (dBuV/m)	Margin (dB)	Detector	Table (Degree)	Height (cm)	Antenna	Verdict
1	7915.750	32.44	2.29	74.0	41.56	Peak	360.00	100	Horizontal	Pass
1**	7915.750	23.11	2.29	54.0	30.89	AV	360.00	100	Horizontal	Pass
2	9854.500	39.74	8.03	74.0	34.26	Peak	262.90	100	Horizontal	Pass
2**	9854.500	29.08	8.03	54.0	24.92	AV	262.90	100	Horizontal	Pass
3	11809.750	42.80	10.48	74.0	31.20	Peak	262.90	100	Horizontal	Pass
3**	11809.750	32.14	10.48	54.0	21.86	AV	262.90	100	Horizontal	Pass
4	13165.500	44.89	13.13	74.0	29.11	Peak	161.10	100	Horizontal	Pass
4**	13165.500	35.37	13.13	54.0	18.63	AV	161.10	100	Horizontal	Pass
5	14491.000	50.40	16.90	74.0	23.60	Peak	360.00	100	Horizontal	Pass
5**	14491.000	40.56	16.90	54.0	13.44	AV	360.00	100	Horizontal	Pass
6	17485.750	54.19	21.73	74.0	19.81	Peak	106.80	100	Horizontal	Pass
6**	17485.750	44.31	21.73	54.0	9.69	AV	106.80	100	Horizontal	Pass

BLE-2M-High channel-Vertical-TX

Test result

Project Number: Test

Test Time: 2024-04-08_14.18.43

EUT Name:	N.A	Test Engineer:	ZY
Manufacturer:	N.A	Test Standard:	FCC
Model:	N.A	Work Addition:	TX
Temp.(oC):	21	Load:	full load
Hum.:	50%RH	Remark:	DR-RSE01-E24030088-01#02

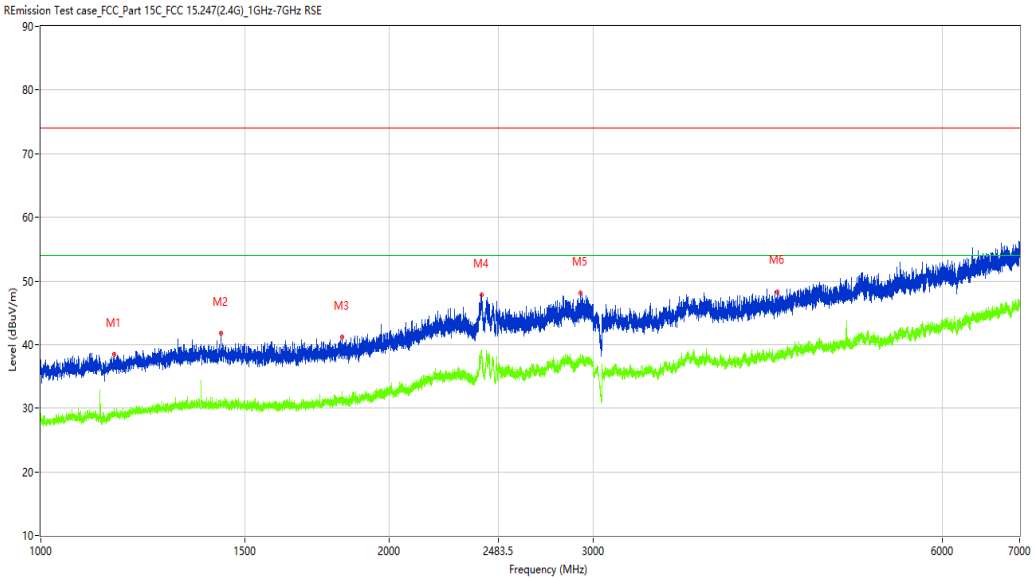

No.	Frequency (MHz)	Results (dBuV/m)	Factor (dB)	Limit (dBuV/m)	Margin (dB)	Detector	Table (Degree)	Height (cm)	Antenna	Verdict
1	1157.500	38.52	-13.99	74.0	35.48	Peak	141.70	100	Vertical	Pass
1**	1157.500	29.02	-13.99	54.0	24.98	AV	141.70	100	Vertical	Pass
2	1431.250	41.79	-12.56	74.0	32.21	Peak	129.30	100	Vertical	Pass
2**	1431.250	30.66	-12.56	54.0	23.34	AV	129.30	100	Vertical	Pass
3	1819.750	41.20	-12.20	74.0	32.80	Peak	360.00	100	Vertical	Pass
3**	1819.750	32.65	-12.20	54.0	21.35	AV	360.00	100	Vertical	Pass
4	2400.500	47.82	-4.68	74.0	26.18	Peak	64.00	100	Vertical	Pass
4**	2400.500	38.49	-4.68	54.0	15.51	AV	64.00	100	Vertical	Pass
5	2922.500	48.06	-4.61	74.0	25.94	Peak	76.40	100	Vertical	Pass
5**	2922.500	37.32	-4.61	54.0	16.68	AV	76.40	100	Vertical	Pass
6	4321.000	48.32	-2.15	74.0	25.68	Peak	360.00	100	Vertical	Pass
6**	4321.000	38.98	-2.15	54.0	15.02	AV	360.00	100	Vertical	Pass

Test result

Project Number: Test

Test Time: 2024-04-08_14.56.48

EUT Name:	N.A	Test Engineer:	ZY
Manufacturer:	N.A	Test Standard:	FCC
Model:	N.A	Work Addition:	TX
Temp.(oC):	21	Load:	full load
Hum.:	50%RH	Remark:	DR-RSE01-E24030088-01#02

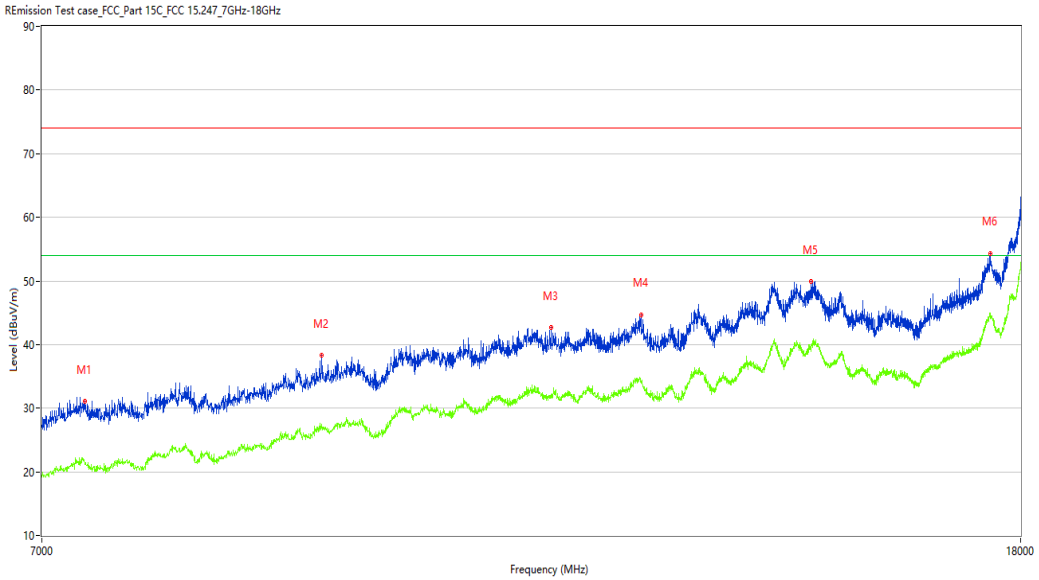

No.	Frequency (MHz)	Results (dBuV/m)	Factor (dB)	Limit (dBuV/m)	Margin (dB)	Detector	Table (Degree)	Height (cm)	Antenna	Verdict
1	7294.250	31.12	0.95	74.0	42.88	Peak	0.00	100	Vertical	Pass
1**	7294.250	21.17	0.95	54.0	32.83	AV	0.00	100	Vertical	Pass
2	9172.500	38.35	6.23	74.0	35.65	Peak	0.00	100	Vertical	Pass
2**	9172.500	26.85	6.23	54.0	27.15	AV	0.00	100	Vertical	Pass
3	11444.000	42.76	10.85	74.0	31.24	Peak	0.00	100	Vertical	Pass
3**	11444.000	32.12	10.85	54.0	21.88	AV	0.00	100	Vertical	Pass
4	12478.000	44.68	11.64	74.0	29.32	Peak	190.10	100	Vertical	Pass
4**	12478.000	34.18	11.64	54.0	19.82	AV	190.10	100	Vertical	Pass
5	14708.250	49.96	17.34	74.0	24.04	Peak	190.10	100	Vertical	Pass
5**	14708.250	39.97	17.34	54.0	14.03	AV	190.10	100	Vertical	Pass
6	17480.249	54.30	21.63	74.0	19.70	Peak	37.40	100	Vertical	Pass
6**	17480.249	44.93	21.63	54.0	9.07	AV	37.40	100	Vertical	Pass

BLE-2M-Bandedge -Low channel- Horizontal –TX

Test result

Project Number: Test

Test Time: 2024-04-08_14.46.11

EUT Name:	N.A	Test Engineer:	ZY
Manufacturer:	N.A	Test Standard:	FCC
Model:	N.A	Work Addition:	TX
Temp.(oC):	21	Load:	full load
Hum.:	50%RH	Remark:	DR-RSE01-E24030088-01#02

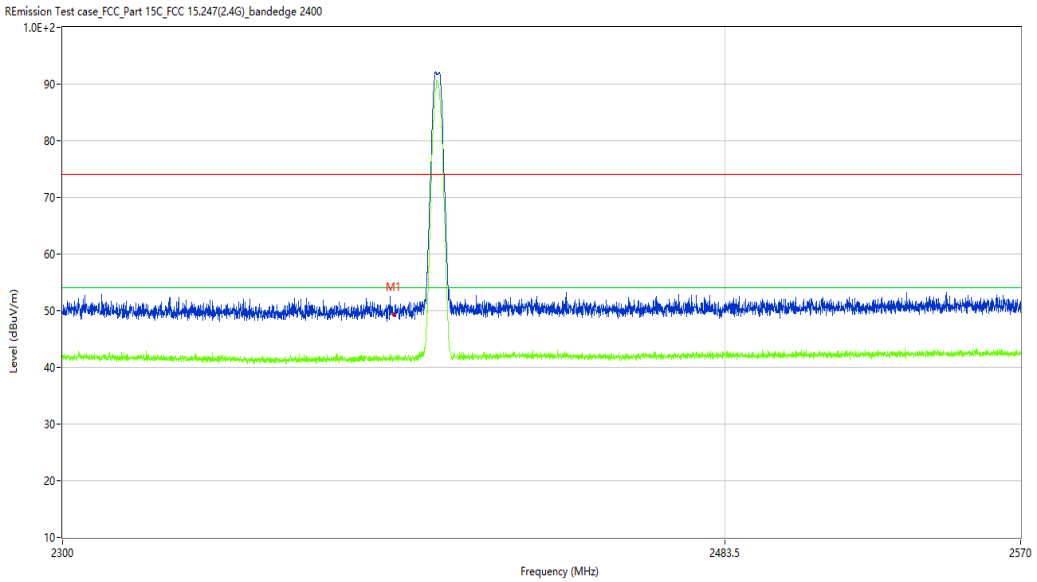

No.	Frequency (MHz)	Results (dBuV/m)	Factor (dB)	Limit (dBuV/m)	Margin (dB)	Detector	Table (Degree)	Height (cm)	Antenna	Verdict
1	2390.000	49.30	-10.27	74.0	24.70	Peak	180.77	100	Horizontal	Pass
1**	2390.000	41.41	-10.27	54.0	12.59	AV	180.77	100	Horizontal	Pass

BLE-2M-Bandedge -Low channel- Vertical -TX

Test result

Project Number: Test

Test Time: 2024-04-08_14.36.32

EUT Name:	N.A	Test Engineer:	ZY
Manufacturer:	N.A	Test Standard:	FCC
Model:	N.A	Work Addition:	TX
Temp.(oC):	21	Load:	full load
Hum.:	50%RH	Remark:	DR-RSE01-E24030088-01#02

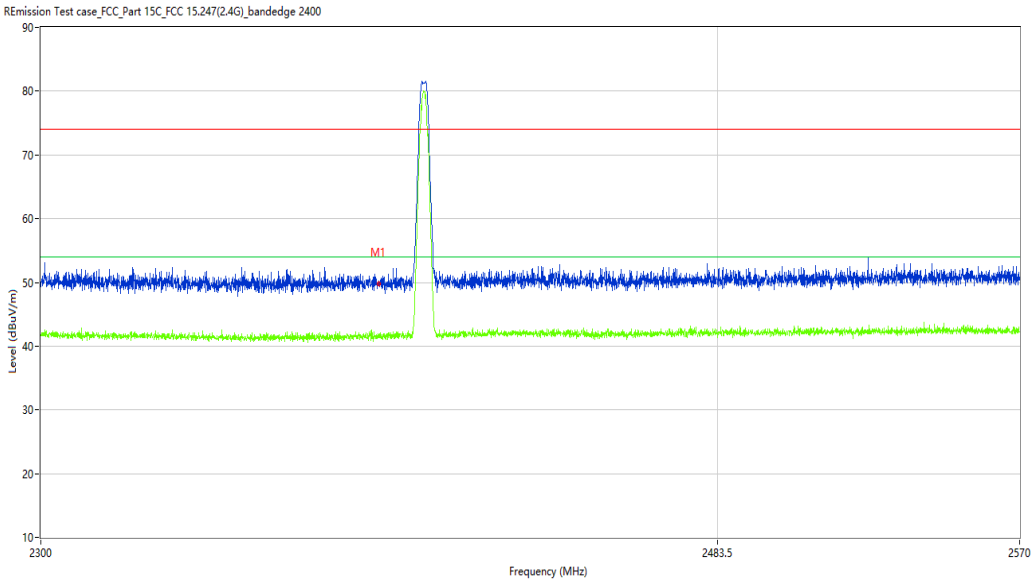

No.	Frequency (MHz)	Results (dBuV/m)	Factor (dB)	Limit (dBuV/m)	Margin (dB)	Detector	Table (Degree)	Height (cm)	Antenna	Verdict
1	2390.000	49.82	-10.27	74.0	24.18	Peak	199.86	100	Vertical	Pass
1**	2390.000	41.78	-10.27	54.0	12.22	AV	199.86	100	Vertical	Pass

BLE-2M-Bandedge -High channel- Horizontal –TX

Test result

Project Number: Test

Test Time: 2024-04-08_14.47.52

EUT Name:	N.A	Test Engineer:	ZY
Manufacturer:	N.A	Test Standard:	FCC
Model:	N.A	Work Addition:	TX
Temp.(oC):	21	Load:	full load
Hum.:	50%RH	Remark:	DR-RSE01-E24030088-01#02

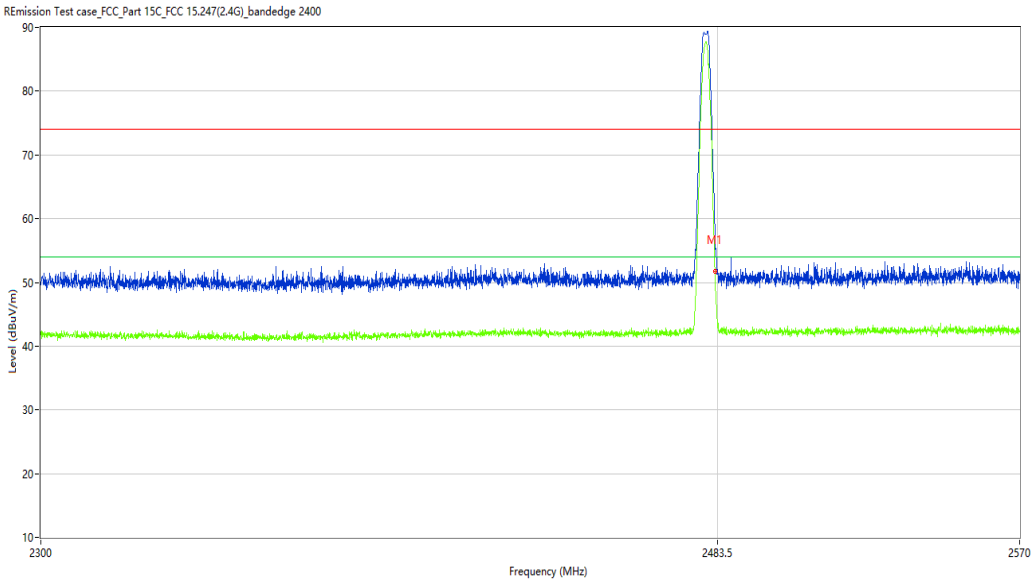

No.	Frequency (MHz)	Results (dBuV/m)	Factor (dB)	Limit (dBuV/m)	Margin (dB)	Detector	Table (Degree)	Height (cm)	Antenna	Verdict
1	2483.500	51.52	-9.82	74.0	22.48	Peak	293.42	100	Horizontal	Pass
1**	2483.500	43.29	-9.82	54.0	10.71	AV	293.42	100	Horizontal	Pass

BLE-2M-Bandedge -High channel- Vertical –TX

Test result

Project Number: Test

Test Time: 2024-04-08_14.38.12

EUT Name:	N.A	Test Engineer:	ZY
Manufacturer:	N.A	Test Standard:	FCC
Model:	N.A	Work Addition:	TX
Temp.(oC):	21	Load:	full load
Hum.:	50%RH	Remark:	DR-RSE01-E24030088-01#02

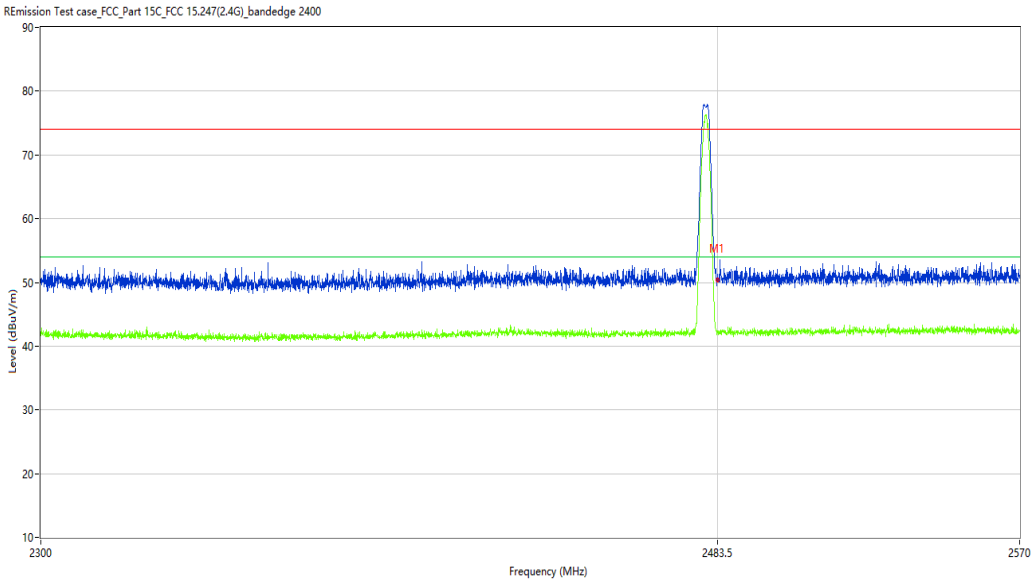

No.	Frequency (MHz)	Results (dBuV/m)	Factor (dB)	Limit (dBuV/m)	Margin (dB)	Detector	Table (Degree)	Height (cm)	Antenna	Verdict
1	2483.500	50.31	-9.82	74.0	23.69	Peak	89.32	100	Vertical	Pass
1**	2483.500	42.31	-9.82	54.0	11.69	AV	89.32	100	Vertical	Pass