Measurement Results

1-7959/19-01-07_log1_conducted

Test logging

This addendum is electronically signed and valid without handwritten signature.
For verification of the electronic signatures, the public keys can be requested at the testing laboratory.

Document authorized:

cn=Mihail Dorongovskij, o=CTC advanced GmbH, ou=DOR-281116, email=Mihail.Dorongovskij@ctcadvanced.com, c=DE
2019.08.09 11:03:28 +02'00'

Mihail Dorongovskij
Lab Manager
Radio Communications & EMC

Table of Content

IUT Summary 3
1. Common2G4 Peak Output Power conducted 3MHz_3MHz ~ BT LE 1 Msps 4
2. FCC Part 15.247 Maximum Peak Conducted Output Power DTS ~ BT LE 1 Msps 8
3. FCC Part 15.247 Bandwidth 6dB DTS ~ BT LE 1 Msps 15
4. FCC Part 15.247 Peak Power Spectral Density DTS ~ BT LE 1 Msps 19
5. FCC Part 15.247 Bandwidth 99PCT-20dB ~ BT LE 1 Msps 23
6. FCC Part 15.247 Restricted Band Edge Conducted Avg DC corrected DTS ~ BT LE 1 Msps 30
7. FCC Part 15.247 TX Spurious Conduced ~ BT LE 1 Msps 35

IUT Summary

IUT DEFINITION	
Manufacturer	Sphinx Electronics GmbH &Co. KG
Type	FT 200 / FT 200 CAP
Serial No.	NI
Setup No.	NI
SW Version	NI
HW Version	NI
Comment 1	NI
Comment 2	NI

IUT Common Settings	
Tlow [°C]	-20
Tmid [°C]	20
Thigh [°C]	55
Vlow [V]	3.3
Vmid [V]	3.8
Vhigh [V]	4.2
Imax [A]	1
Auto Control enabled Power Supply | Climatic Box	No | No
Antenna Gain [dBi]	0
Additional Path Loss [dB]	0.7

IUT Common Settings BT Low Energy	
Intermodulation Value N	3
Image Freq. Low | Mid | High [MHz]	0 | 0 | 0
Power Class	2
1 Mbps supported	True | TXpayload 255 | RXpayload 255
2 Mbps supported	False | TXpayload 255 | RXpayload 255
Longrange S8 supported	False | TXpayload 255 | RXpayload 255
Longrange S2 supported	False | TXpayload 255 | RXpayload 255
Signaling Settings	None | HCI | 1 | B24K | None | S1 | None | On
Signaling RF Settings	RF1com | 0 | 0 | On |
User Interaction	Yes
Switch Matrix & Pathcompensation enabled	Yes

1. Common2G4 Peak Output Power conducted 3MHz_3MHz ~ BT LE 1 Msps

Test References	
TC Start	08.08.2019 15:39:17
System Version	1.0.0.16
Test Specification	None
Test Method	
Class / TC Version / TC ID	TC_VM_Common2G4_Peak_Output_Power_Conducted_3MHz_3MHz_V01 Version: 0.0.1 | TCID_Common2G4_1
My Description	Peak Output Power conducted 3MHz/3MHz - BT LE 1 Msps
Add. Information	

Test Parameter	
Technology to test	BT LE 1 Msps
Antenna Port used	1
Temperature	mid
Voltage	mid
Frequency low to test	True | Freq [MHz] 2402
Frequency mid to test	True | Freq [MHz] 2440
Frequency high to test	True | Freq [MHz] 2480
Pattern	PRBS9
Switched Path	IUT - SignalingUnit - SpectrumAnalyzer
Devices in use	SigBT: Rohde&Schwarz,CBT-1153.9000.35,100185,CBT 6X02.P02 | SA: Rohde&Schwarz,FSV-30,1321.3008K30/103170,3.40

Test at TX 2402 MHz

READ SA SETTINGS:	
Ref. Level [dBm]	7.71
Ref. Lev. offs [dB]	10.51
Input Attenuation [dB]	15
Freq. Start [MHz]	2399.500
Freq. Stop [MHz]	2404.500
Resolution BW. [MHz]	3.000000
Video BW. [MHz]	3.000000
Detector	POS
Sweep Time [ms]	1000
Sweep Points/Section	1001
Sweep Count	10
Sweep Mode	MAXH
Used Sweep Type	SWE

RESULT: TC_VM_Common2G4_Peak_Output_Power_Conducted_3MHz_3MHz_V01

Test Description	Lower Limit	Upper Limit	Measured	Unit	Verdict
Peak Power	---	30.00	-2.5	dBm	Information
Peak Power	---	1000	0.562341	mW	Information
Frequency at Peak	---	---	2401.66	MHz	Information

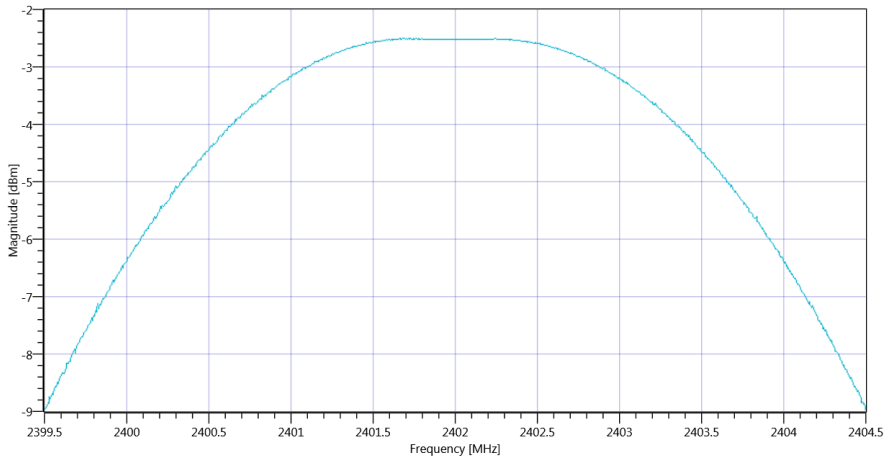

Plot_Common2G4 Peak Output Power conducted 3MHz_3MHz ~ BT LE 1 Msps_08082019_153943.png

Test at TX 2440 MHz

READ SA SETTINGS:	
Ref. Level [dBm]	6.44
Ref. Lev. offs [dB]	10.6
Input Attenuation [dB]	15
Freq. Start [MHz]	2437.500
Freq. Stop [MHz]	2442.500
Resolution BW. [MHz]	3.000000
Video BW. [MHz]	3.000000
Detector	POS
Sweep Time [ms]	1000
Sweep Points/Section	1001
Sweep Count	10
Sweep Mode	MAXH
Used Sweep Type	SWE

RESULT: TC_VM_Common2G4_Peak_Output_Power_Conducted_3MHz_3MHz_V01

Test Description	Lower Limit	Upper Limit	Measured	Unit	Verdict
Peak Power	---	30.00	-3.74	dBm	Information
Peak Power	---	1000	0.422669	mW	Information
Frequency at Peak	---	---	2439.705	MHz	Information

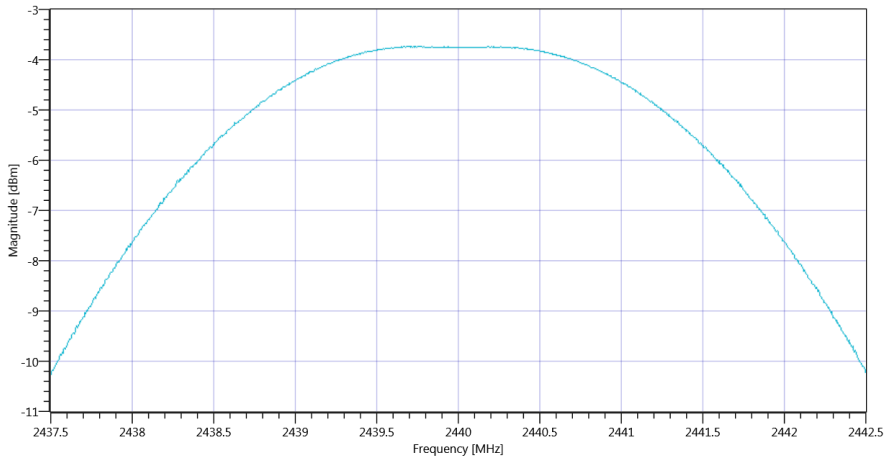

Plot_Common2G4 Peak Output Power conducted 3MHz_3MHz ~ BT LE 1 Msps_08082019_154029.png

Test at TX 2480 MHz

READ SA SETTINGS:	
Ref. Level [dBm]	6.61
Ref. Lev. offs [dB]	10.65
Input Attenuation [dB]	15
Freq. Start [MHz]	2477.500
Freq. Stop [MHz]	2482.500
Resolution BW. [MHz]	3.000000
Video BW. [MHz]	3.000000
Detector	POS
Sweep Time [ms]	1000
Sweep Points/Section	1001
Sweep Count	10
Sweep Mode	MAXH
Used Sweep Type	SWE

RESULT: TC_VM_Common2G4_Peak_Output_Power_Conducted_3MHz_3MHz_V01

Test Description	Lower Limit	Upper Limit	Measured	Unit	Verdict
Peak Power	---	30.00	-3.43	dBm	Information
Peak Power	---	1000	0.453942	mW	Information
Frequency at Peak	---	---	2480.235	MHz	Information

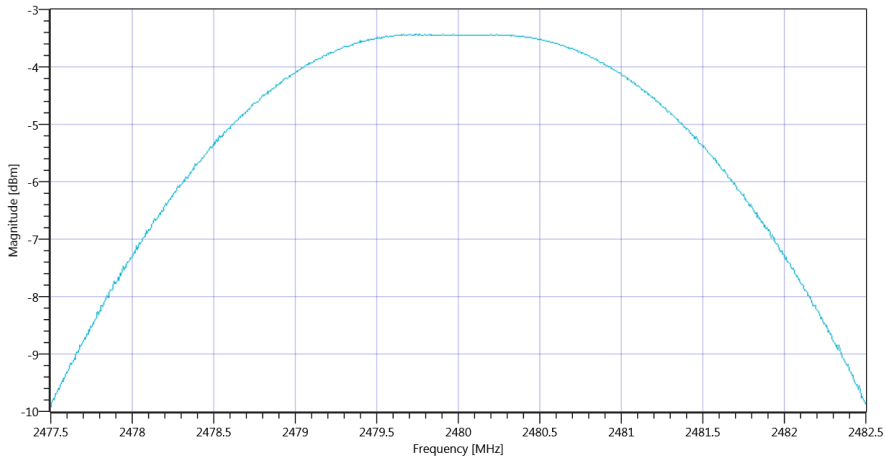

Plot_Common2G4 Peak Output Power conducted 3MHz_3MHz ~ BT LE 1 Msps_08082019_154111.png

TEST FINISHED		
General Verdict	08.08.2019 15:41:11 / RT: 114 s	PASS

2. FCC Part 15.247 Maximum Peak Conducted Output Power DTS ~ BT LE 1 Msps

Test References	
TC Start	08.08.2019 15:41:15
System Version	1.0.0.16
Test Specification	FCC Part 15.247
Test Method	DTS: KDB 558074 D01 V05 - Chapter 8.3.1.1 RBW ≥ DTS Bandwidth
Class / TC Version / TC ID	TC_VM_FCC15247_Maximum_Peak_Conducted_Output_Power_DTS_V01 Version: 0.0.1 | TCID_FCC15247_3
My Description	FCC 15.247 Maximum Peak Output Power Conducted DTS - BT LE 1 Msps
Add. Information	

Test Parameter	
Technology to test	BT LE 1 Msps
Antenna Port used	1
Temperature	mid
Voltage	mid
Frequency low to test	True | Freq [MHz] 2402
Frequency mid to test	True | Freq [MHz] 2440
Frequency high to test	True | Freq [MHz] 2480
Pattern	PRBS9
Switched Path	IUT - SignalingUnit - SpectrumAnalyzer
Devices in use	SigBT: Rohde&Schwarz,CBT-1153.9000.35,100185,CBT 6X02.P02 | SA: Rohde&Schwarz,FSV-30,1321.3008K30/103170,3.40

Test at TX 2402 MHz

READ SA SETTINGS:	
Ref. Level [dBm]	2.65
Ref. Lev. offs [dB]	10.51
Input Attenuation [dB]	10
Freq. Start [MHz]	2401.000
Freq. Stop [MHz]	2403.000
Resolution BW. [MHz]	0.100000
Video BW. [MHz]	0.300000
Detector	POS
Sweep Time [ms]	50
Sweep Points/Section	10001
Sweep Count	200
Sweep Mode	MAXH
Used Sweep Type	SWE

RESULT: DTS Bandwidth

Test Description	Lower Limit	Upper Limit	Measured	Unit	Verdict
DTS Bandwidth (6dB)	---	---	698	kHz	Information

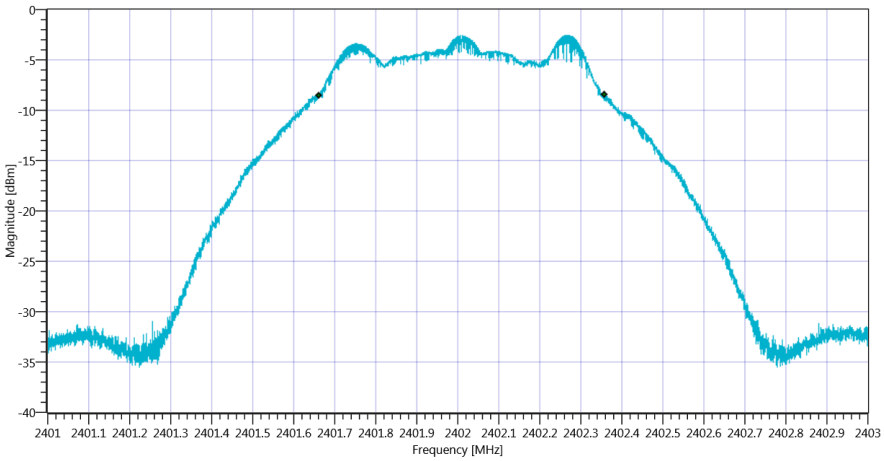

Plot_FCC Part 15.247 Maximum Peak Conducted Output Power DTS ~ BT LE 1 Msps DTS BW _08082019_154153.png

READ SA SETTINGS:	
Ref. Level [dBm]	7.65
Ref. Lev. offs [dB]	10.51
Input Attenuation [dB]	15
Freq. Start [MHz]	2401.000
Freq. Stop [MHz]	2403.000
Resolution BW. [MHz]	1.000000
Video BW. [MHz]	5.000000
Detector	POS
Sweep Time [ms]	50
Sweep Points/Section	1001
Sweep Count	200
Sweep Mode	MAXH
Used Sweep Type	SWE

RESULT: TC_VM_FCC15247_Maximum_Peak_Conducted_Output_Power_DTS_V01

Test Description	Lower Limit	Upper Limit	Measured	Unit	Verdict
Peak Power	---	30.00	-2.6	dBm	PASS
Peak Power	---	1000	0.549541	mW	PASS

Frequency at Peak	---	---	2401.742	MHz	Information

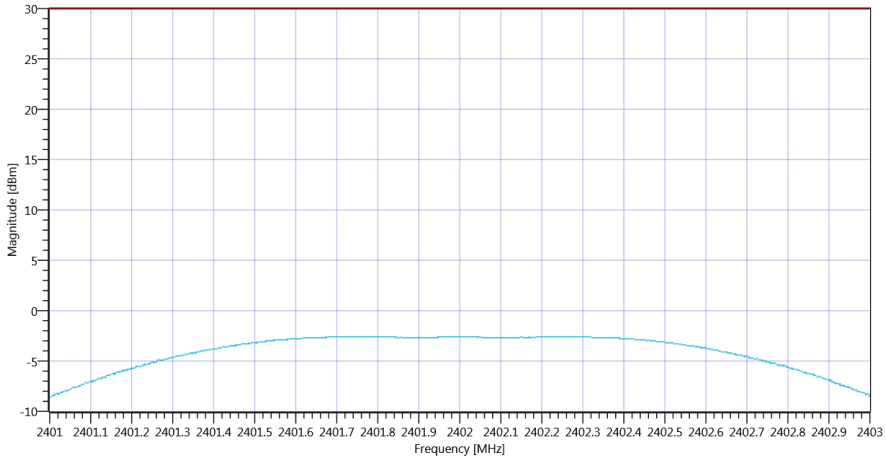

Plot_FCC Part 15.247 Maximum Peak Conducted Output Power DTS ~ BT LE 1 Msps_08082019_154208.png

Test at TX 2440 MHz

READ SA SETTINGS:	
Ref. Level [dBm]	1.52
Ref. Lev. offs [dB]	10.6
Input Attenuation [dB]	10
Freq. Start [MHz]	2439.000
Freq. Stop [MHz]	2441.000
Resolution BW. [MHz]	0.100000
Video BW. [MHz]	0.300000
Detector	POS
Sweep Time [ms]	50
Sweep Points/Section	10001
Sweep Count	200
Sweep Mode	MAXH
Used Sweep Type	SWE

RESULT: DTS Bandwidth

Test Description	Lower Limit	Upper Limit	Measured	Unit	Verdict
DTS Bandwidth (6dB)	---	---	697	kHz	Information

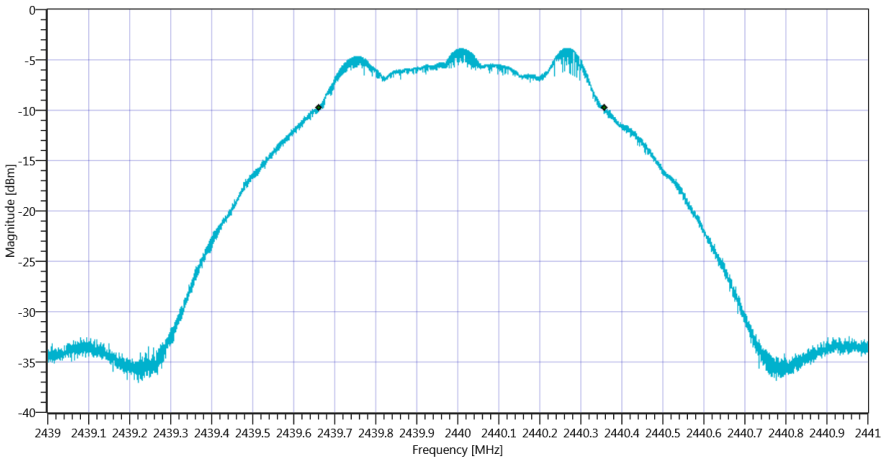

Plot_FCC Part 15.247 Maximum Peak Conducted Output Power DTS ~ BT LE 1 Msps DTS BW _08082019_154258.png

READ SA SETTINGS:	
Ref. Level [dBm]	6.52
Ref. Lev. offs [dB]	10.6
Input Attenuation [dB]	15
Freq. Start [MHz]	2439.000
Freq. Stop [MHz]	2441.000
Resolution BW. [MHz]	1.000000
Video BW. [MHz]	5.000000
Detector	POS
Sweep Time [ms]	50
Sweep Points/Section	1001
Sweep Count	200
Sweep Mode	MAXH
Used Sweep Type	SWE

RESULT: TC_VM_FCC15247_Maximum_Peak_Conducted_Output_Power_DTS_V01

Test Description	Lower Limit	Upper Limit	Measured	Unit	Verdict
Peak Power	---	30.00	-3.84	dBm	PASS
Peak Power	---	1000	0.413048	mW	PASS

Frequency at Peak	---	---	2439.726	MHz	Information

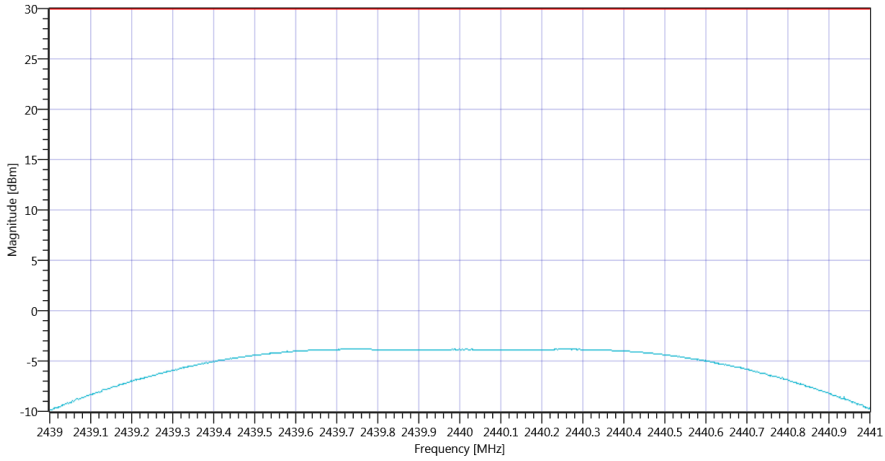

Plot_FCC Part 15.247 Maximum Peak Conducted Output Power DTS ~ BT LE 1 Msps_08082019_154313.png

Test at TX 2480 MHz

READ SA SETTINGS:	
Ref. Level [dBm]	1.62
Ref. Lev. offs [dB]	10.65
Input Attenuation [dB]	10
Freq. Start [MHz]	2479.000
Freq. Stop [MHz]	2481.000
Resolution BW. [MHz]	0.100000
Video BW. [MHz]	0.300000
Detector	POS
Sweep Time [ms]	50
Sweep Points/Section	10001
Sweep Count	200
Sweep Mode	MAXH
Used Sweep Type	SWE

RESULT: DTS Bandwidth

Test Description	Lower Limit	Upper Limit	Measured	Unit	Verdict
DTS Bandwidth (6dB)	---	---	716	kHz	Information

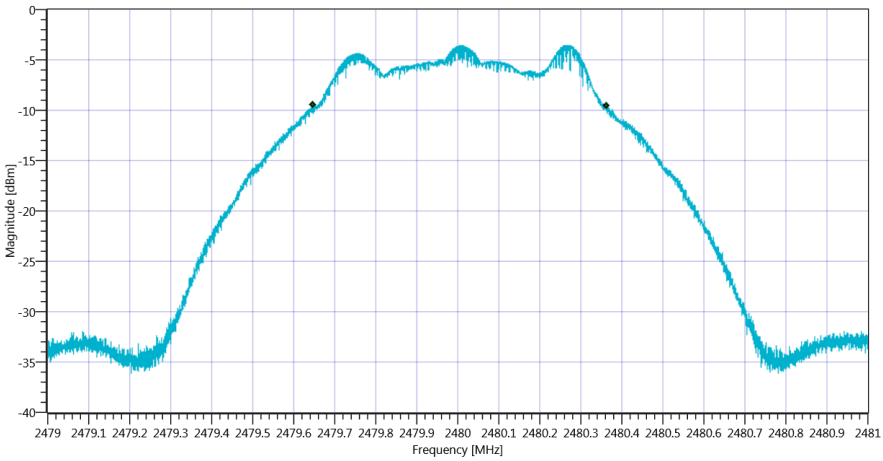

Plot_FCC Part 15.247 Maximum Peak Conducted Output Power DTS ~ BT LE 1 Msps DTS BW _08082019_154348.png

READ SA SETTINGS:	
Ref. Level [dBm]	6.62
Ref. Lev. offs [dB]	10.65
Input Attenuation [dB]	15
Freq. Start [MHz]	2479.000
Freq. Stop [MHz]	2481.000
Resolution BW. [MHz]	1.000000
Video BW. [MHz]	5.000000
Detector	POS
Sweep Time [ms]	50
Sweep Points/Section	1001
Sweep Count	200
Sweep Mode	MAXH
Used Sweep Type	SWE

RESULT: TC_VM_FCC15247_Maximum_Peak_Conducted_Output_Power_DTS_V01

Test Description	Lower Limit	Upper Limit	Measured	Unit	Verdict
Peak Power	---	30.00	-3.53	dBm	PASS
Peak Power	---	1000	0.443609	mW	PASS

Frequency at Peak	---	---	2479.746	MHz	Information

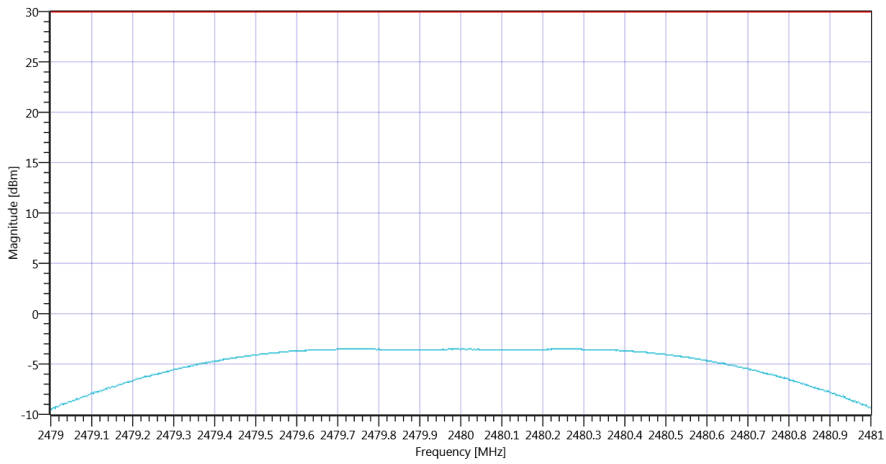

Plot_FCC Part 15.247 Maximum Peak Conducted Output Power DTS ~ BT LE 1 Msps_08082019_154403.png

TEST FINISHED		
General Verdict	08.08.2019 15:44:03 / RT: 168 s	PASS

3. FCC Part 15.247 Bandwidth 6dB DTS ~ BT LE 1 Msps

Test References	
TC Start	08.08.2019 15:44:07
System Version	1.0.0.16
Test Specification	FCC Part 15.247
Test Method	99
Class / TC Version / TC ID	TC_VM_FCC15247_Bandwidth_6dB_DTS_V01 Version: 0.0.1 | TCID_FCC15247_1
My Description	FCC 15.247 Bandwidth 6dB DTS - BT LE 1 Msps
Add. Information	

Test Parameter	
Technology to test	BT LE 1 Msps
Antenna Port used	1
Temperature	mid
Voltage	mid
Frequency low to test	True | Freq [MHz] 2402
Frequency mid to test	True | Freq [MHz] 2440
Frequency high to test	True | Freq [MHz] 2480
Pattern	PRBS9
Switched Path	IUT - SignalingUnit - SpectrumAnalyzer
Devices in use	SigBT: Rohde&Schwarz,CBT-1153.9000.35,100185,CBT 6X02.P02 | SA: Rohde&Schwarz,FSV-30,1321.3008K30/103170,3.40

Test at TX 2402 MHz

READ SA SETTINGS:	
Ref. Level [dBm]	2.61
Ref. Lev. offs [dB]	10.51
Input Attenuation [dB]	10
Freq. Start [MHz]	2401.000
Freq. Stop [MHz]	2403.000
Resolution BW. [MHz]	0.100000
Video BW. [MHz]	0.300000
Detector	POS
Sweep Time [ms]	50
Sweep Points/Section	10001
Sweep Count	200
Sweep Mode	MAXH
Used Sweep Type	SWE

RESULT: TC_VM_FCC15247_Bandwidth_6dB_DTS_V01

Test Description	Lower Limit	Upper Limit	Measured	Unit	Verdict
DTS Bandwidth (6dB)	500	---	701	kHz	PASS

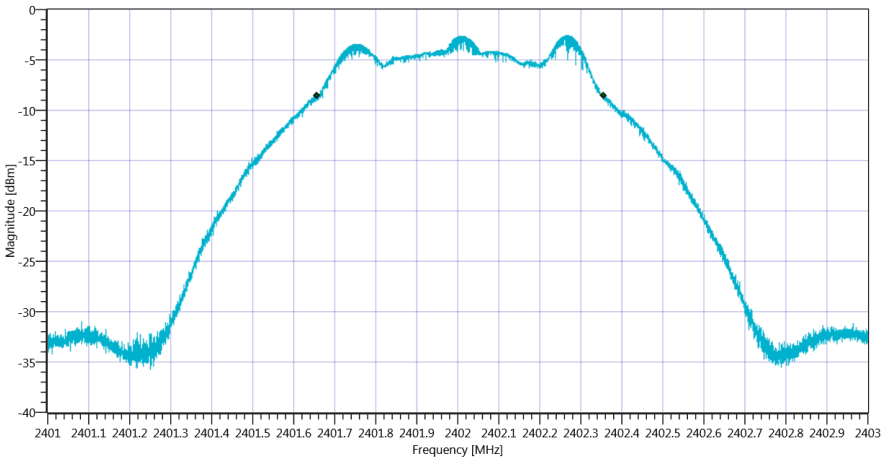

Plot_FCC Part 15.247 Bandwidth 6dB DTS ~ BT LE 1 Msps_08082019_154447.png

Test at TX 2440 MHz

READ SA SETTINGS:	
Ref. Level [dBm]	1.40
Ref. Lev. offs [dB]	10.6
Input Attenuation [dB]	10
Freq. Start [MHz]	2439.000
Freq. Stop [MHz]	2441.000
Resolution BW. [MHz]	0.100000
Video BW. [MHz]	0.300000
Detector	POS
Sweep Time [ms]	50
Sweep Points/Section	10001
Sweep Count	200
Sweep Mode	MAXH
Used Sweep Type	SWE

RESULT: TC_VM_FCC15247_Bandwidth_6dB_DTS_V01

Test Description	Lower Limit	Upper Limit	Measured	Unit	Verdict
DTS Bandwidth (6dB)	500	---	717	kHz	PASS

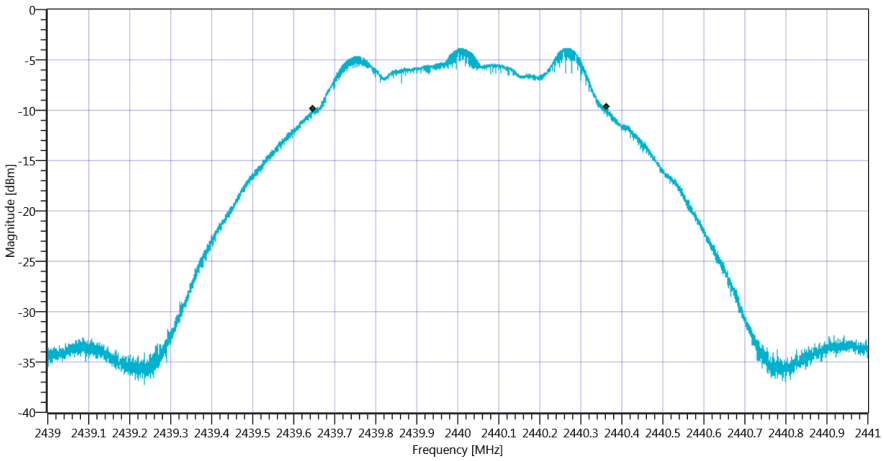

Plot_FCC Part 15.247 Bandwidth 6dB DTS ~ BT LE 1 Msps_08082019_154657.png

Test at TX 2480 MHz

READ SA SETTINGS:	
Ref. Level [dBm]	1.58
Ref. Lev. offs [dB]	10.65
Input Attenuation [dB]	10
Freq. Start [MHz]	2479.000
Freq. Stop [MHz]	2481.000
Resolution BW. [MHz]	0.100000
Video BW. [MHz]	0.300000
Detector	POS
Sweep Time [ms]	50
Sweep Points/Section	10001
Sweep Count	200
Sweep Mode	MAXH
Used Sweep Type	SWE

RESULT: TC_VM_FCC15247_Bandwidth_6dB_DTS_V01

Test Description	Lower Limit	Upper Limit	Measured	Unit	Verdict
DTS Bandwidth (6dB)	500	---	710	kHz	PASS

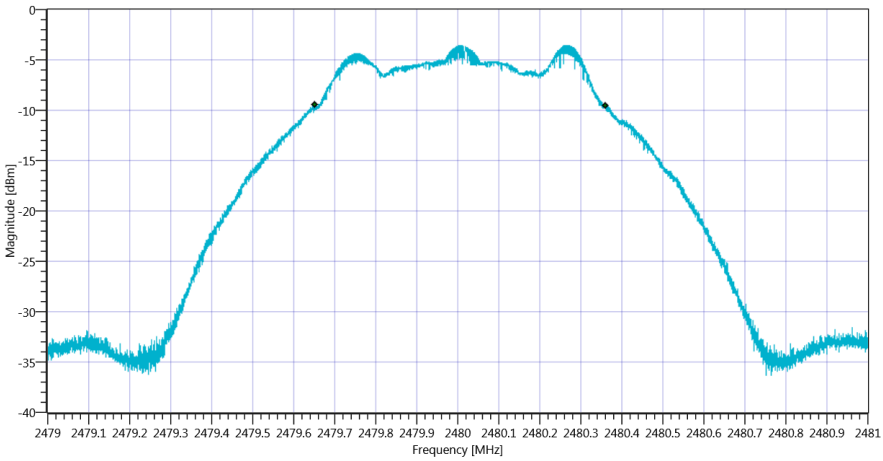

Plot_FCC Part 15.247 Bandwidth 6dB DTS ~ BT LE 1 Msps_08082019_155011.png

TEST FINISHED		
General Verdict	08.08.2019 15:50:11 / RT: 363 s	PASS

4. FCC Part 15.247 Peak Power Spectral Density DTS ~ BT LE 1 Msps

Test References	
TC Start	08.08.2019 15:50:15
System Version	1.0.0.16
Test Specification	FCC Part 15.247
Test Method	DTS: KDB 558074 D01 V05 - Chapter 8.4 DTS maximum power spectral density level in the fundamental emission
Class / TC Version / TC ID	TC_VM_FCC15247_Peak_Power_Spectral_Density_DTS_V01 Version: 0.0.1 | TCID_FCC15247_6
My Description	FCC 15.247 Peak Power Spectral Density DTS - BT LE 1 Msps
Add. Information	

Test Parameter	
Technology to test	BT LE 1 Msps
Antenna Port used	1
Temperature	mid
Voltage	mid
Frequency low to test	True | Freq [MHz] 2402
Frequency mid to test	True | Freq [MHz] 2440
Frequency high to test	True | Freq [MHz] 2480
Pattern	PRBS9
Switched Path	IUT - SignalingUnit - SpectrumAnalyzer
Devices in use	SigBT: Rohde&Schwarz,CBT-1153.9000.35,100185,CBT 6X02.P02 | SA: Rohde&Schwarz,FSV-30,1321.3008K30/103170,3.40

Test at TX 2402 MHz

READ SA SETTINGS:	
Ref. Level [dBm]	2.68
Ref. Lev. offs [dB]	10.51
Input Attenuation [dB]	10
Freq. Start [MHz]	2401.250
Freq. Stop [MHz]	2402.750
Resolution BW. [MHz]	0.003000
Video BW. [MHz]	0.010000
Detector	POS
Sweep Time [ms]	1000
Sweep Points/Section	1001
Sweep Count	20
Sweep Mode	MAXH
Used Sweep Type	SWE

RESULT: TC_VM_FCC15247_Peak_Power_Spectral_Density_DTS_V01

Test Description	Lower Limit	Upper Limit	Measured	Unit	Verdict
Max Peak power Density	---	8	-18.76	dBm/3KHz	PASS

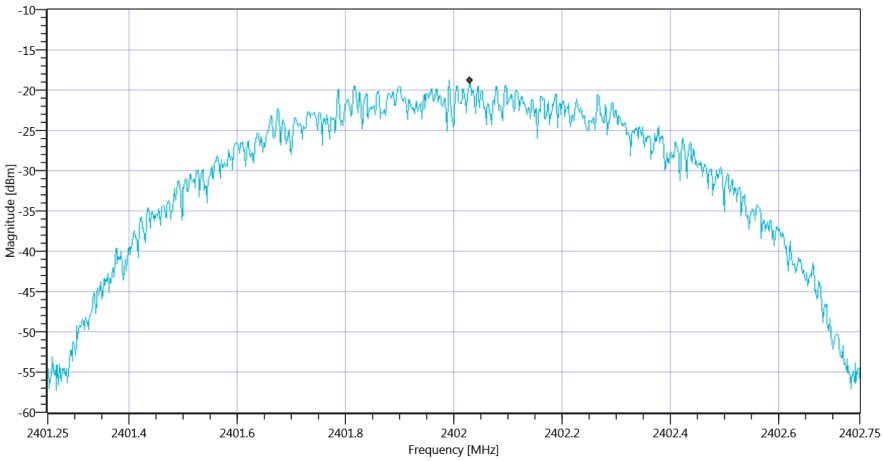

Plot_FCC Part 15.247 Peak Power Spectral Density DTS ~ BT LE 1 Msps_08082019_155115.png

Test at TX 2440 MHz

READ SA SETTINGS:	
Ref. Level [dBm]	1.45
Ref. Lev. offs [dB]	10.6
Input Attenuation [dB]	10
Freq. Start [MHz]	2439.250
Freq. Stop [MHz]	2440.750
Resolution BW. [MHz]	0.003000
Video BW. [MHz]	0.010000
Detector	POS
Sweep Time [ms]	1000
Sweep Points/Section	1001
Sweep Count	20
Sweep Mode	MAXH
Used Sweep Type	SWE

RESULT: TC_VM_FCC15247_Peak_Power_Spectral_Density_DTS_V01

Test Description	Lower Limit	Upper Limit	Measured	Unit	Verdict
Max Peak power Density	---	8	-19.92	dBm/3KHz	PASS

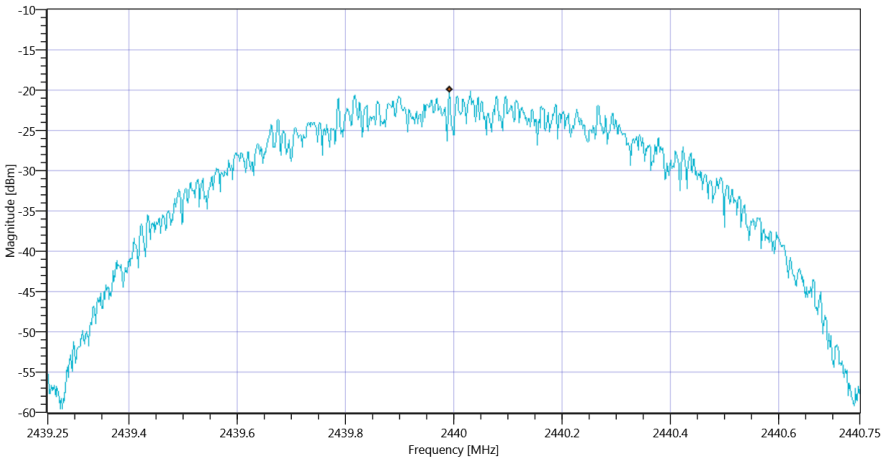

Plot_FCC Part 15.247 Peak Power Spectral Density DTS ~ BT LE 1 Msps_08082019_155251.png

Test at TX 2480 MHz

READ SA SETTINGS:	
Ref. Level [dBm]	1.59
Ref. Lev. offs [dB]	10.65
Input Attenuation [dB]	10
Freq. Start [MHz]	2479.250
Freq. Stop [MHz]	2480.750
Resolution BW. [MHz]	0.003000
Video BW. [MHz]	0.010000
Detector	POS
Sweep Time [ms]	1000
Sweep Points/Section	1001
Sweep Count	20
Sweep Mode	MAXH
Used Sweep Type	SWE

RESULT: TC_VM_FCC15247_Peak_Power_Spectral_Density_DTS_V01

Test Description	Lower Limit	Upper Limit	Measured	Unit	Verdict
Max Peak power Density	---	8	-19.52	dBm/3KHz	PASS

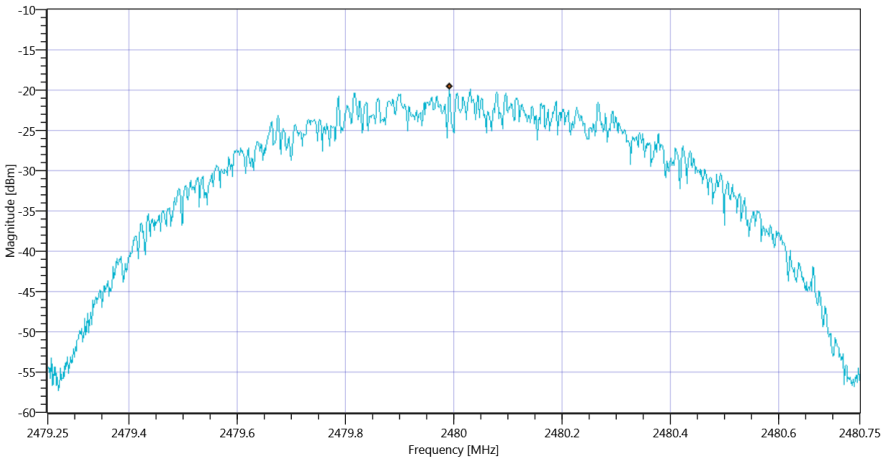

Plot_FCC Part 15.247 Peak Power Spectral Density DTS ~ BT LE 1 Msps_08082019_155352.png

TEST FINISHED		
General Verdict	08.08.2019 15:53:52 / RT: 217 s	PASS

5. FCC Part 15.247 Bandwidth 99PCT-20dB ~ BT LE 1 Msps

Test References	
TC Start	08.08.2019 15:53:56
System Version	1.0.0.16
Test Specification	FCC Part 15.247
Test Method	
Class / TC Version / TC ID	TC_VM_FCC15247_Bandwidth_99PCT_20dB_DTS_FHSS_V01 Version: 0.0.2 | TCID_FCC15247_2
My Description	FCC 15.247 Bandwidth 99PCT-20dB DTS - BT LE 1 Msps
Add. Information	

Test Parameter	
Technology to test	BT LE 1 Msps
Antenna Port used	1
Temperature	mid
Voltage	mid
Frequency low to test	True | Freq [MHz] 2402
Frequency mid to test	True | Freq [MHz] 2440
Frequency high to test	True | Freq [MHz] 2480
Pattern	PRBS9
Switched Path	IUT - SignalingUnit - SpectrumAnalyzer
Devices in use	SigBT: Rohde&Schwarz,CBT-1153.9000.35,100185,CBT 6X02.P02 | SA: Rohde&Schwarz,FSV-30,1321.3008K30/103170,3.40

Test at TX 2402 MHz

READ SA SETTINGS:	
Ref. Level [dBm]	2.62
Ref. Lev. offs [dB]	10.51
Input Attenuation [dB]	10
Freq. Start [MHz]	2401.000
Freq. Stop [MHz]	2403.000
Resolution BW. [MHz]	0.020000
Video BW. [MHz]	0.050000
Detector	POS
Sweep Time [ms]	50
Sweep Points/Section	10001
Sweep Count	200
Sweep Mode	MAXH
Used Sweep Type	SWE

RESULT: TC_VM_FCC15247_Bandwidth_99PCT_20dB_DTS_FHSS_V01

Test Description	Lower Limit	Upper Limit	Measured	Unit	Verdict
Bandwidth 99%	---	---	1049	kHz	Information
T1 99%	2400.000000	---	2401.4889	MHz	PASS
T2 99%	---	2483.500000	2402.5383	MHz	PASS

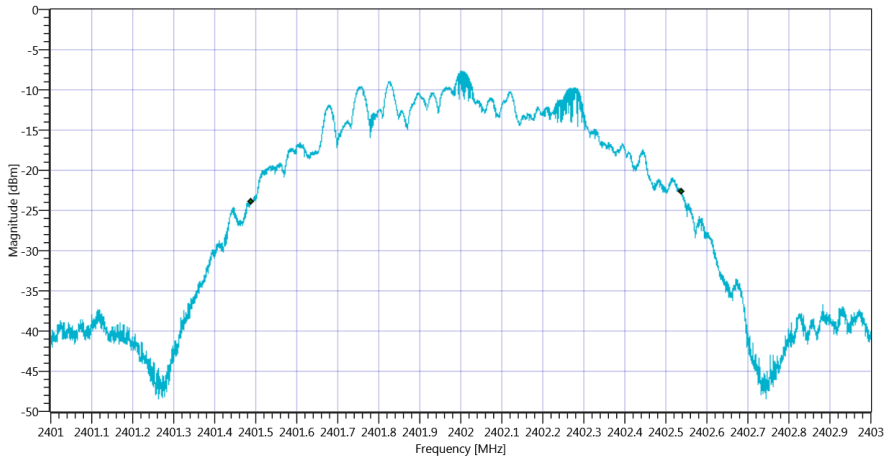

Plot_FCC Part 15.247 Bandwidth 99PCT-20dB ~ BT LE 1 Msps 99PCT_08082019_155438.png

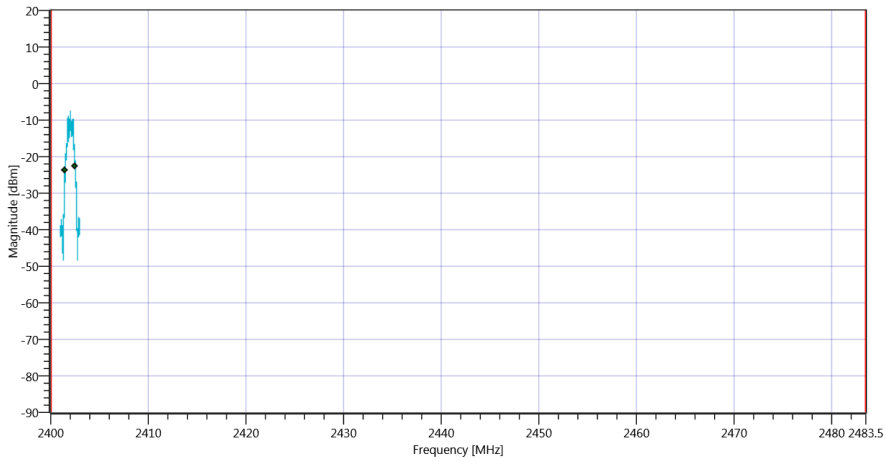

Plot_FCC Part 15.247 Bandwidth 99PCT-20dB ~ BT LE 1 Msps_08082019_155441.png

RESULT: TC_VM_FCC15247_Bandwidth_99PCT_20dB_DTS_FHSS_V01					
Test Description	Lower Limit	Upper Limit	Measured	Unit	Verdict
Bandwidth 20dB	---	---	1165	kHz	Information
T1 20dB	2400.000000	---	2401.4312	MHz	PASS
T2 20dB	---	2483.500000	2402.5958	MHz	PASS

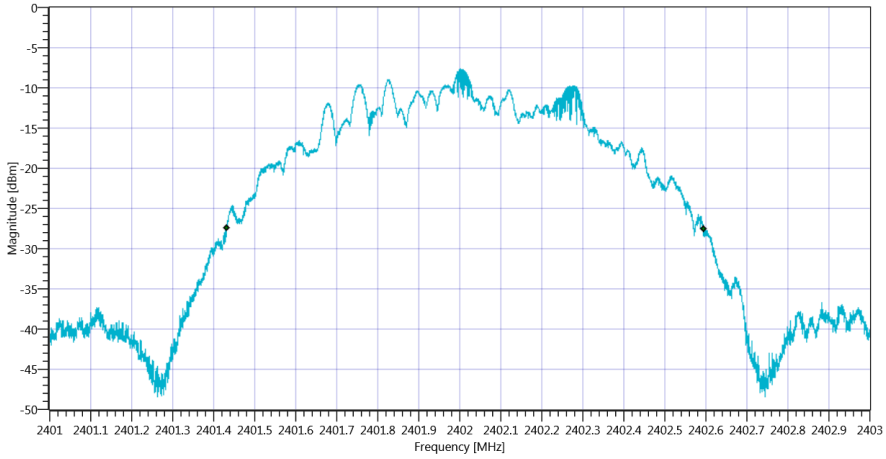

Plot_FCC Part 15.247 Bandwidth 99PCT-20dB ~ BT LE 1 Msps 20dB_08082019_155445.png

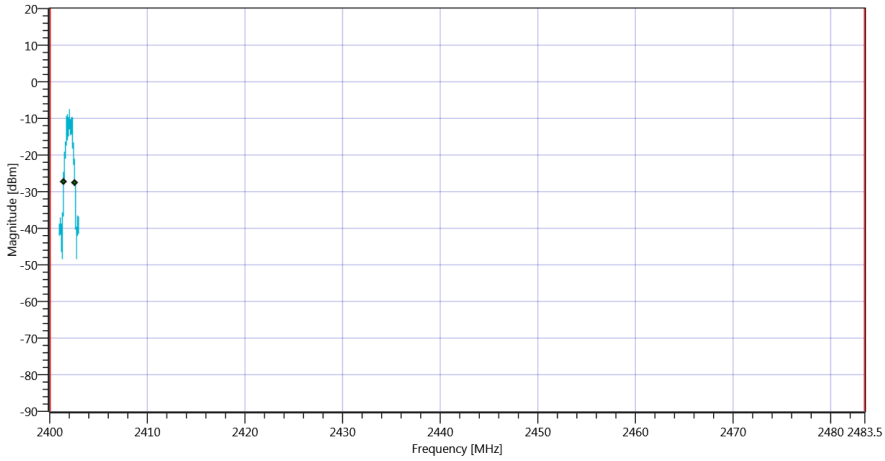

Plot_FCC Part 15.247 Bandwidth 99PCT-20dB ~ BT LE 1 Msps_08082019_155449.png

Test at TX 2440 MHz

READ SA SETTINGS:	
Ref. Level [dBm]	1.45
Ref. Lev. offs [dB]	10.6
Input Attenuation [dB]	10
Freq. Start [MHz]	2439.000
Freq. Stop [MHz]	2441.000
Resolution BW. [MHz]	0.020000
Video BW. [MHz]	0.050000
Detector	POS
Sweep Time [ms]	50
Sweep Points/Section	10001
Sweep Count	200
Sweep Mode	MAXH
Used Sweep Type	SWE

RESULT: TC_VM_FCC15247_Bandwidth_99PCT_20dB_DTS_FHSS_V01

Test Description	Lower Limit	Upper Limit	Measured	Unit	Verdict
Bandwidth 99%	---	---	1050	kHz	Information
T1 99%	2400.000000	---	2439.4885	MHz	PASS
T2 99%	---	2483.500000	2440.5387	MHz	PASS

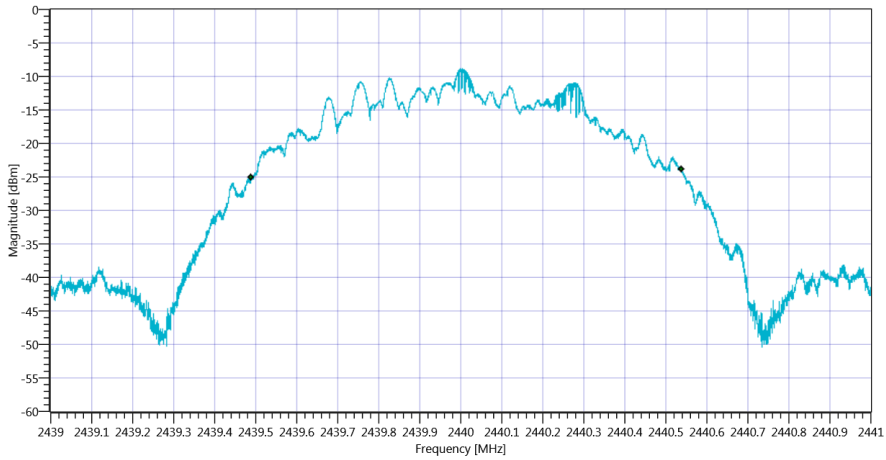

Plot_FCC Part 15.247 Bandwidth 99PCT-20dB ~ BT LE 1 Msps 99PCT_08082019_155524.png

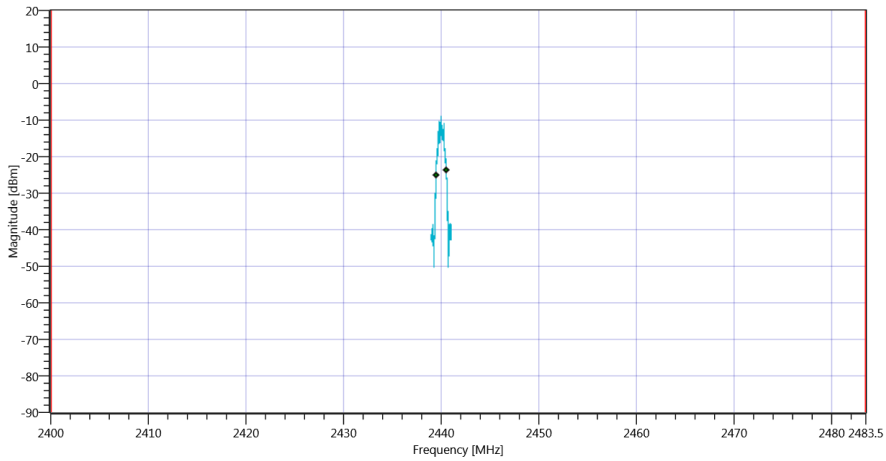

Plot_FCC Part 15.247 Bandwidth 99PCT-20dB ~ BT LE 1 Msps_08082019_155528.png

RESULT: TC_VM_FCC15247_Bandwidth_99PCT_20dB_DTS_FHSS_V01					
Test Description	Lower Limit	Upper Limit	Measured	Unit	Verdict
Bandwidth 20dB	---	---	1163	kHz	Information
T1 20dB	2400.000000	---	2439.4324	MHz	PASS
T2 20dB	---	2483.500000	2440.5958	MHz	PASS

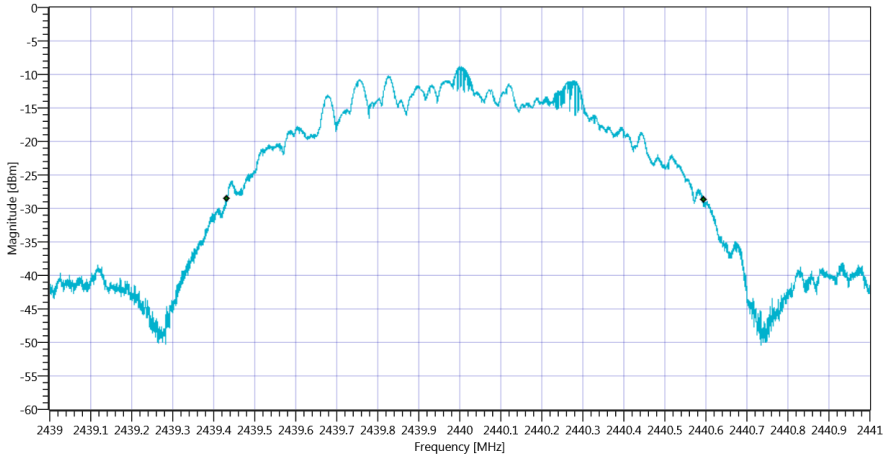

Plot_FCC Part 15.247 Bandwidth 99PCT-20dB ~ BT LE 1 Msps 20dB_08082019_155532.png

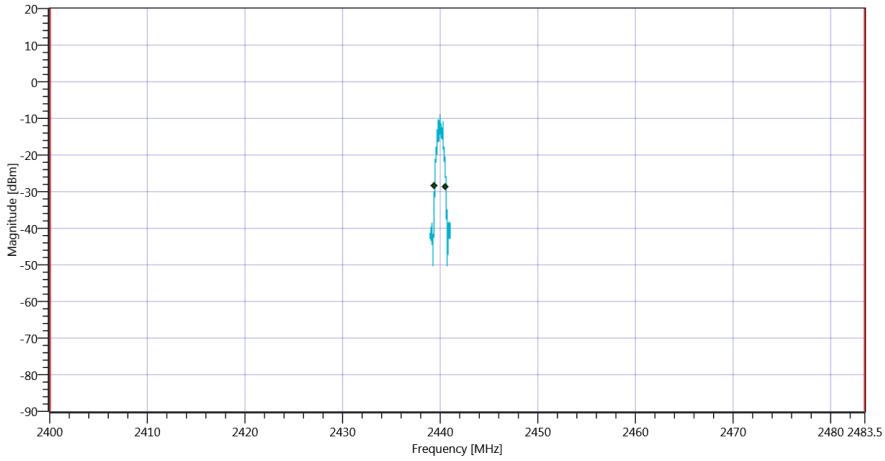

Plot_FCC Part 15.247 Bandwidth 99PCT-20dB ~ BT LE 1 Msps_08082019_155535.png

Test at TX 2480 MHz

READ SA SETTINGS:	
Ref. Level [dBm]	1.62
Ref. Lev. offs [dB]	10.65
Input Attenuation [dB]	10
Freq. Start [MHz]	2479.000
Freq. Stop [MHz]	2481.000
Resolution BW. [MHz]	0.020000
Video BW. [MHz]	0.050000
Detector	POS
Sweep Time [ms]	50
Sweep Points/Section	10001
Sweep Count	200
Sweep Mode	MAXH
Used Sweep Type	SWE

RESULT: TC_VM_FCC15247_Bandwidth_99PCT_20dB_DTS_FHSS_V01

Test Description	Lower Limit	Upper Limit	Measured	Unit	Verdict
Bandwidth 99%	---	---	1053	kHz	Information
T1 99%	2400.000000	---	2479.4871	MHz	PASS
T2 99%	---	2483.500000	2480.5399	MHz	PASS

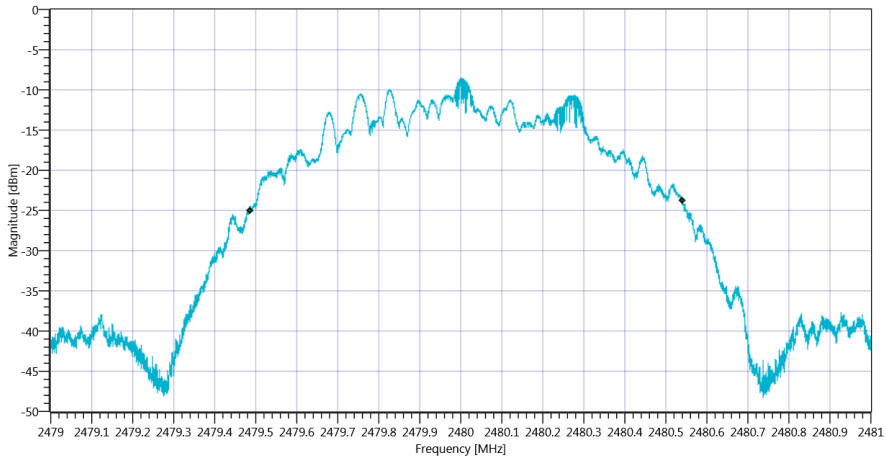

Plot_FCC Part 15.247 Bandwidth 99PCT-20dB ~ BT LE 1 Msps 99PCT_08082019_155643.png

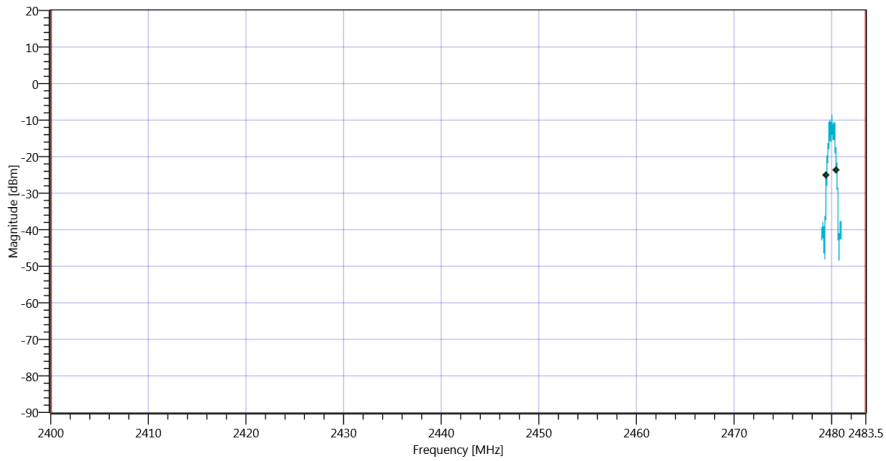

Plot_FCC Part 15.247 Bandwidth 99PCT-20dB ~ BT LE 1 Msps_08082019_155646.png

RESULT: TC_VM_FCC15247_Bandwidth_99PCT_20dB_DTS_FHSS_V01					
Test Description	Lower Limit	Upper Limit	Measured	Unit	Verdict
Bandwidth 20dB	---	---	1173	kHz	Information
T1 20dB	2400.000000	---	2479.4302	MHz	PASS
T2 20dB	---	2483.500000	2480.6028	MHz	PASS

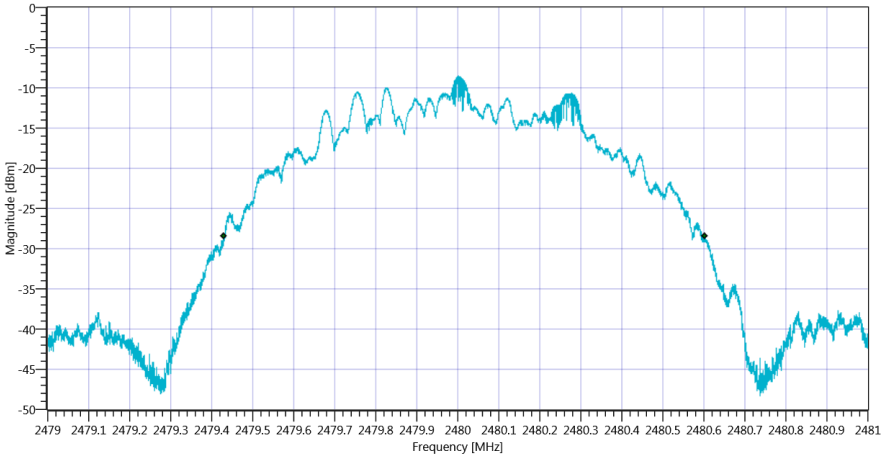

Plot_FCC Part 15.247 Bandwidth 99PCT-20dB ~ BT LE 1 Msps 20dB_08082019_155651.png

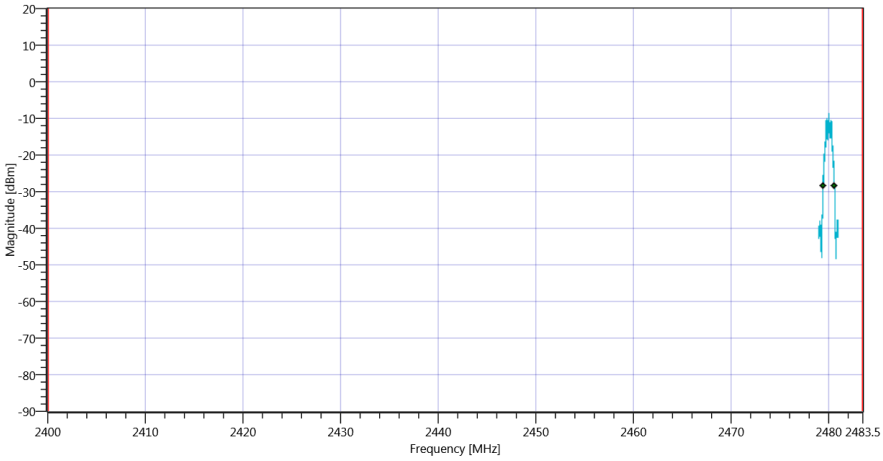

Plot_FCC Part 15.247 Bandwidth 99PCT-20dB ~ BT LE 1 Msps_08082019_155655.png

TEST FINISHED		
General Verdict	08.08.2019 15:56:55 / RT: 178 s	PASS

6. FCC Part 15.247 Restricted Band Edge Conducted Avg DC corrected DTS ~ BT LE 1 Msps

Test References	
TC Start	08.08.2019 15:56:59
System Version	1.0.0.16
Test Specification	FCC Part 15.247
Test Method	DTS: KDB 558074 D01 V05 - 8.7.3 Integration Method; ANSI C63.10-2013 11.13.3.4 Trace averaging across on- and off-times of the EUT transmissions followed by duty cycle correction
Class / TC Version / TC ID	TC_VM_FCC15247_Restricted_Band_Edge_Conducted_Avg_DC_corrected_V01 Version: 0.0.1 | TCID_FCC15247_7
My Description	FCC 15.247 Restricted Band Edge Cond. Avg DC corrected DTS - BT LE 1 Msps
Add. Information	

Test Parameter	
Technology to test	BT LE 1 Msps
Antenna Port used	1
Temperature	mid
Voltage	mid
Frequency low to test	True | Freq [MHz] 2402
Frequency mid to test	False | Freq [MHz] 2440
Frequency high to test	True | Freq [MHz] 2480
Pattern	PRBS9
Switched Path	IUT - SignalingUnit - SpectrumAnalyzer
Devices in use	SigBT: Rohde&Schwarz,CBT-1153.9000.35,100185,CBT 6X02.P02 | SA: Rohde&Schwarz,FSV-30,1321.3008K30/103170,3.40

Test at TX 2402 MHz

RESULT: Duty Cycle evaluation					
Test Description	Lower Limit	Upper Limit	Measured	Unit	Verdict
Result Duty Cycles					
Duty Cycle (Burst Ratio) 1	---	---	0.836	---	Information
Duty Cycle (Burst Ratio) 2	---	---	0.847	---	Information
Duty Cycle (Burst Ratio) 3	---	---	0.836	---	Information
Duty Cycle (Burst Ratio) 4	---	---	0.847	---	Information
Duty Cycle (Burst Ratio) 5	---	---	0.836	---	Information
Duty Cycle (Burst Ratio) 6	---	---	0.847	---	Information
Duty Cycle (Burst Ratio) 7	---	---	0.836	---	Information
Duty Cycle (Burst Ratio) 8	---	---	0.847	---	Information
Duty Cycle (Burst Ratio) 9	---	---	0.836	---	Information
Duty Cycle (Burst Ratio) 10	---	---	0.847	---	Information
Duty Cycle (Burst Ratio) 11	---	---	0.836	---	Information
Duty Cycle (Burst Ratio) max	---	---	0.847	---	Information
Duty Cycle max	---	---	0.721	dB	Information
Duty Cycle (Burst Ratio) min	---	---	0.836	---	Information
Duty Cycle min	---	---	0.778	dB	Information

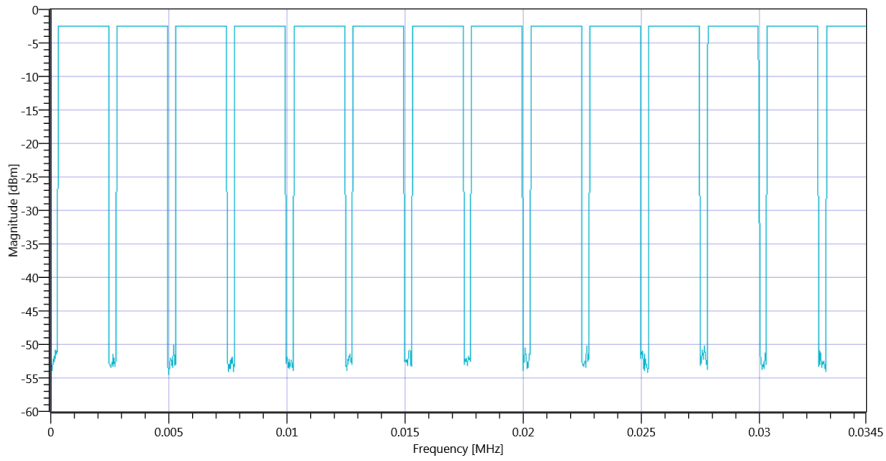

Plot_FCC Part 15.247 Restricted Band Edge Conducted Avg DC corrected DTS ~ BT LE 1 Msps 2402 MHz - Duty Cycle_08082019_155732.png

READ SA SETTINGS:	
Ref. Level [dBm]	7.65
Ref. Lev. offs [dB]	10.51
Input Attenuation [dB]	15
Freq. Start [MHz]	2388.000
Freq. Stop [MHz]	2390.000
Resolution BW. [MHz]	0.100000
Video BW. [MHz]	0.500000
Detector	RMS
Sweep Time [ms]	32
Sweep Points/Section	32000
Sweep Count	300
Sweep Mode	AVER
Used Sweep Type	SWE
Marker Method	Band Power

RESULT: TC_VM_FCC15247_Restricted_Band_Edge_Conducted_Avg_DC_corrected_V01					
Test Description	Lower Limit	Upper Limit	Measured	Unit	Verdict

Duty Cylce worst case	---	---	0.778	dB	Information
Band Power without Antenna Gain Avg	---	---	-64.38	dBm	Information
Band Power without Antenna Gain Avg DC corrected	---	---	-63.602	dBm	Information
Band Power incl. Antenna Gain Avg DC corrcted	---	-41.23	-63.602	dBm	PASS

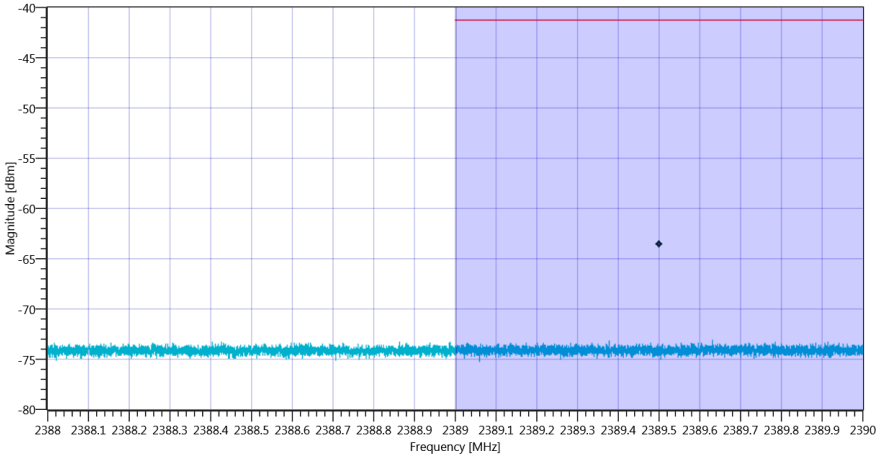

Plot_FCC Part 15.247 Restricted Band Edge Conducted Avg DC corrected DTS ~ BT LE 1 Msps_08082019_155754.png

Test at TX 2480 MHz

RESULT: Duty Cycle evaluation					
Test Description	Lower Limit	Upper Limit	Measured	Unit	Verdict
Result Duty Cycles					
Duty Cycle (Burst Ratio) 1	---	---	0.836	---	Information
Duty Cycle (Burst Ratio) 2	---	---	0.847	---	Information
Duty Cycle (Burst Ratio) 3	---	---	0.836	---	Information
Duty Cycle (Burst Ratio) 4	---	---	0.847	---	Information
Duty Cycle (Burst Ratio) 5	---	---	0.836	---	Information
Duty Cycle (Burst Ratio) 6	---	---	0.847	---	Information
Duty Cycle (Burst Ratio) 7	---	---	0.836	---	Information
Duty Cycle (Burst Ratio) 8	---	---	0.847	---	Information
Duty Cycle (Burst Ratio) 9	---	---	0.836	---	Information
Duty Cycle (Burst Ratio) 10	---	---	0.847	---	Information
Duty Cycle (Burst Ratio) 11	---	---	0.836	---	Information
Duty Cycle (Burst Ratio) max	---	---	0.847	---	Information
Duty Cycle max	---	---	0.721	dB	Information
Duty Cycle (Burst Ratio) min	---	---	0.836	---	Information
Duty Cycle min	---	---	0.778	dB	Information

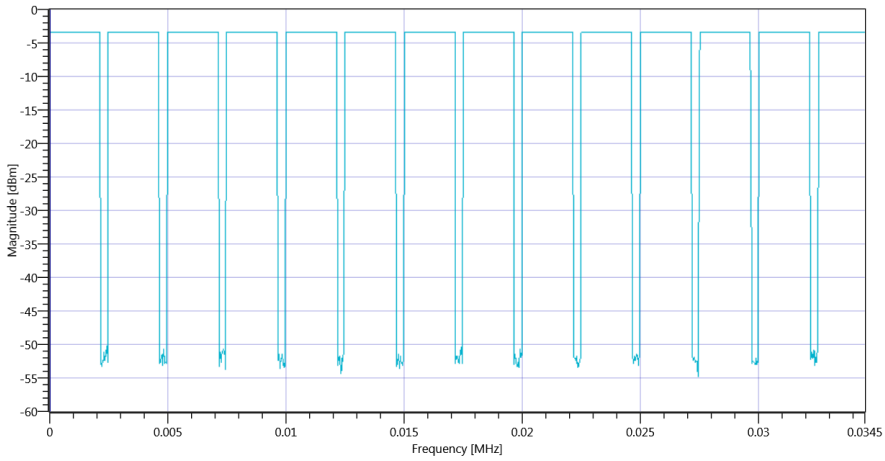

Plot_FCC Part 15.247 Restricted Band Edge Conducted Avg DC corrected DTS ~ BT LE 1 Msps 2480 MHz - Duty Cycle_08082019_155831.png

READ SA SETTINGS:	
Ref. Level [dBm]	6.63
Ref. Lev. offs [dB]	10.65
Input Attenuation [dB]	15
Freq. Start [MHz]	2483.500
Freq. Stop [MHz]	2485.500
Resolution BW. [MHz]	0.100000
Video BW. [MHz]	0.500000
Detector	RMS
Sweep Time [ms]	32
Sweep Points/Section	32000
Sweep Count	300
Sweep Mode	AVER
Used Sweep Type	SWE
Marker Method	Band Power

RESULT: TC_VM_FCC15247_Restricted_Band_Edge_Conducted_Avg_DC_corrected_V01					
Test Description	Lower Limit	Upper Limit	Measured	Unit	Verdict

Duty Cylce worst case	---	---	0.778	dB	Information
Band Power without Antenna Gain Avg	---	---	-62.17	dBm	Information
Band Power without Antenna Gain Avg DC corrected	---	---	-61.392	dBm	Information
Band Power incl. Antenna Gain Avg DC corrcted	---	-41.23	-61.392	dBm	PASS

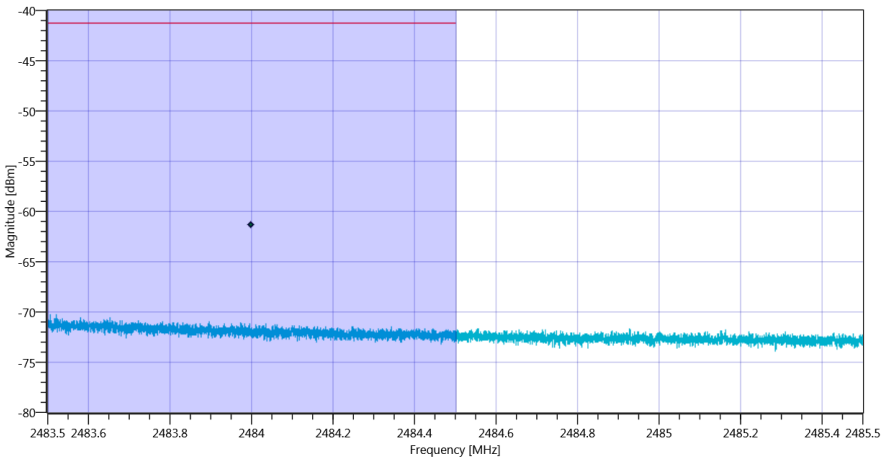

Plot_FCC Part 15.247 Restricted Band Edge Conducted Avg DC corrected DTS ~ BT LE 1 Msps_08082019_155853.png

TEST FINISHED		
General Verdict	08.08.2019 15:58:53 / RT: 114 s	PASS

7. FCC Part 15.247 TX Spurious Conduced ~ BT LE 1 Msps

Test References	
TC Start	08.08.2019 15:58:57
System Version	1.0.0.16
Test Specification	FCC Part 15.247
Test Method	IF DTS then 8.5 DTS emissions in non-restricted frequency bands: Subclause 11.11 of ANSI C63.10 is applicable.
Class / TC Version / TC ID	TC_VM_FCC15247_TX_Emissions_Conducted_V01 Version: 0.0.1 | TCID_FCC15247_8
My Description	FCC 15.247 TX Emissions Conducted DTS - BT LE 1 Msps
Add. Information	

Test Parameter	
Technology to test	BT LE 1 Msps
Antenna Port used	1
Temperature	mid
Voltage	mid
Frequency low to test	True | Freq [MHz] 2402
Frequency mid to test	True | Freq [MHz] 2440
Frequency high to test	True | Freq [MHz] 2480
Pattern	PRBS9
Switched Path	IUT - SignalingUnit - SpectrumAnalyzer
Devices in use	SigBT: Rohde&Schwarz,CBT-1153.9000.35,100185,CBT 6X02.P02 | SA: Rohde&Schwarz,FSV-30,1321.3008K30/103170,3.40

Test at TX 2402 MHz

READ SA SETTINGS:	
Ref. Level [dBm]	3.24
Resolution BW. [MHz]	0.100000
Video BW. [MHz]	0.300000
Detector	POS
Sweep Time [ms]	500
Sweep Points/Section	3001
Sweep Count	8
Sweep Mode	MAXH
Used Sweep Type	SWE

RESULT: TC_VM_FCC15247_TX_Emissions_Conducted_V01

Test Description	Lower Limit	Upper Limit	Measured	Unit	Verdict
Reference @ 2402.33 MHz	---	---	-3.44	dBm	Information
No peaks detected	---	---			PASS

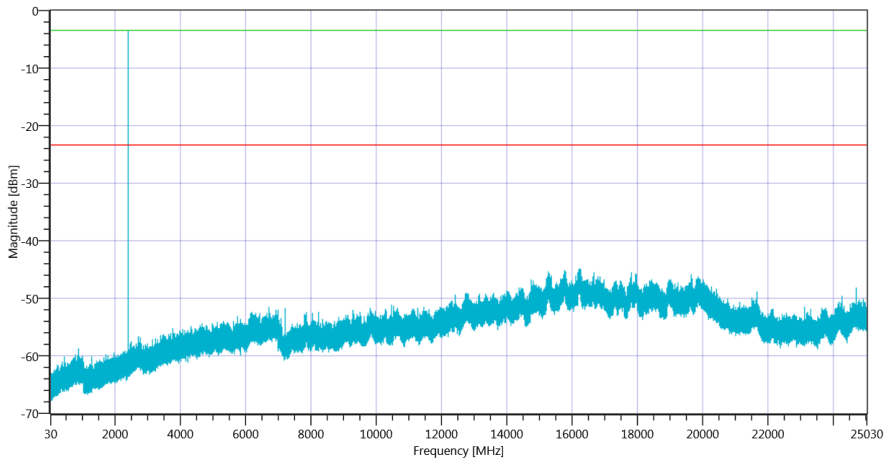

Plot_FCC Part 15.247 TX Spurious Conduced ~ BT LE 1 Msps 2402_08082019_160357.png

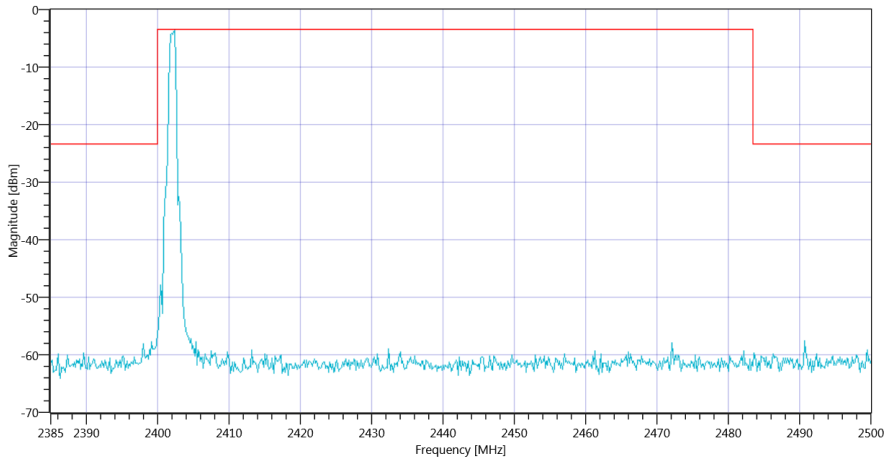

Plot_FCC Part 15.247 TX Spurious Conduced ~ BT LE 1 Msps 2402_08082019_160400.png

Test at TX 2440 MHz

READ SA SETTINGS:	
Ref. Level [dBm]	2.21
Resolution BW. [MHz]	0.100000
Video BW. [MHz]	0.300000
Detector	POS
Sweep Time [ms]	500
Sweep Points/Section	3001
Sweep Count	8
Sweep Mode	MAXH
Used Sweep Type	SWE

RESULT: TC_VM_FCC15247_TX_Emissions_Conducted_V01

Test Description	Lower Limit	Upper Limit	Measured	Unit	Verdict
Reference @ 2440.00 MHz	---	---	-5.08	dBm	Information
No peaks detected	---	---			PASS

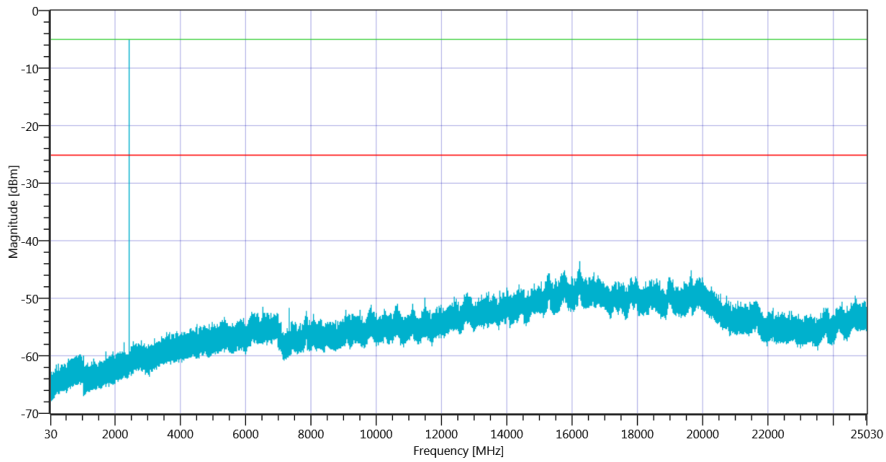

Plot_FCC Part 15.247 TX Spurious Conduced ~ BT LE 1 Msps 2440_08082019_160913.png

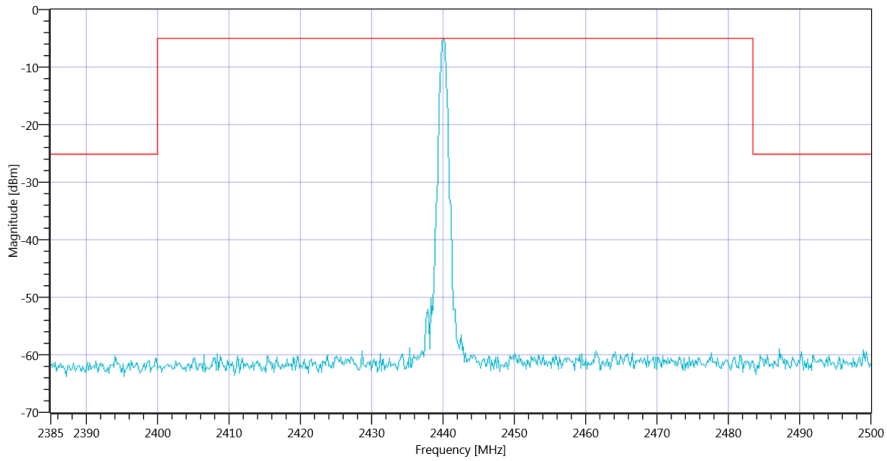

Plot_FCC Part 15.247 TX Spurious Conduced ~ BT LE 1 Msps 2440_08082019_160915.png

Test at TX 2480 MHz

READ SA SETTINGS:	
Ref. Level [dBm]	2.23
Resolution BW. [MHz]	0.100000
Video BW. [MHz]	0.300000
Detector	POS
Sweep Time [ms]	500
Sweep Points/Section	3001
Sweep Count	8
Sweep Mode	MAXH
Used Sweep Type	SWE

RESULT: TC_VM_FCC15247_TX_Emissions_Conducted_V01

Test Description	Lower Limit	Upper Limit	Measured	Unit	Verdict
Reference @ 2480.33 MHz	---	---	-4.49	dBm	Information
No peaks detected	---	---			PASS

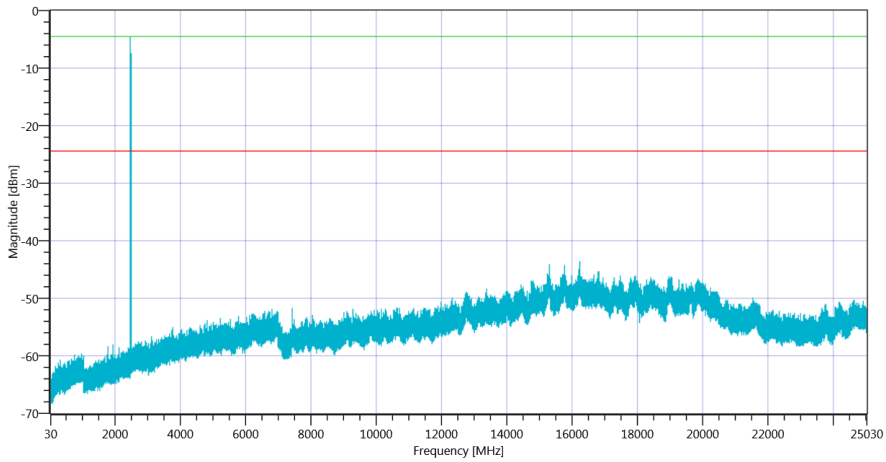

Plot_FCC Part 15.247 TX Spurious Conduced ~ BT LE 1 Msps 2480_08082019_161420.png

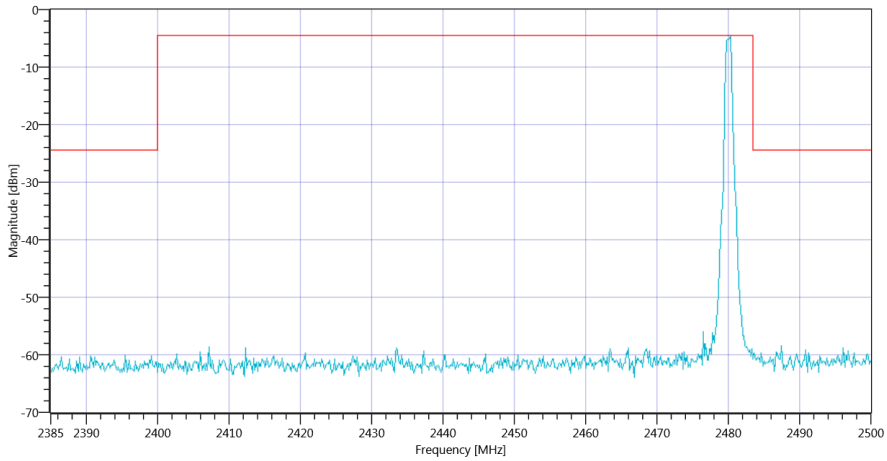

Plot_FCC Part 15.247 TX Spurious Conduced ~ BT LE 1 Msps 2480_08082019_161423.png

TEST FINISHED		
General Verdict	08.08.2019 16:14:24 / RT: 926 s	PASS

- END OF DOCUMENT -