802.11ax-HE20 Out-of-Band Emissions - Ant 1 / Ant 0 + 1

Channel 01 (2412MHz)

100kHz PSD reference Level

Low Band Edge

Spurious Emission

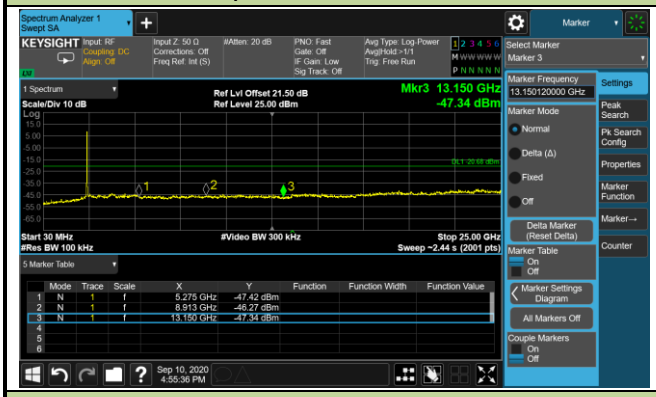

Channel 06 (2437MHz)

100kHz PSD reference Level

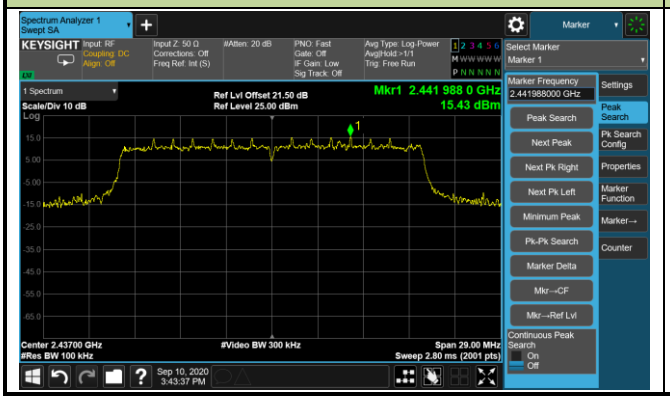

Spurious Emission

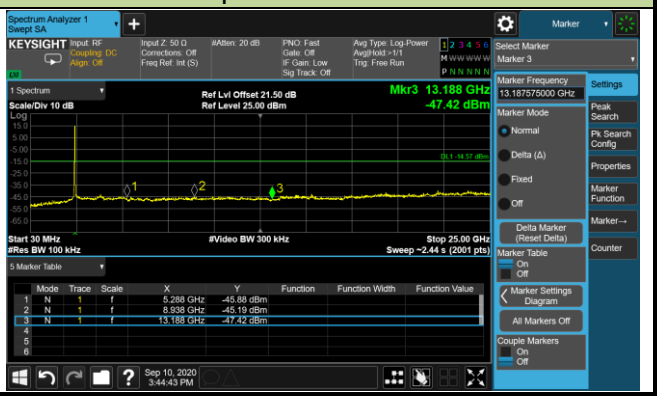

802.11 ax-HE20 Out-of-Band Emissions - Ant 1 / Ant 0 + 1	
Channel 11 (2462MHz)	
100kHz PSD reference Level	High Band Edge
	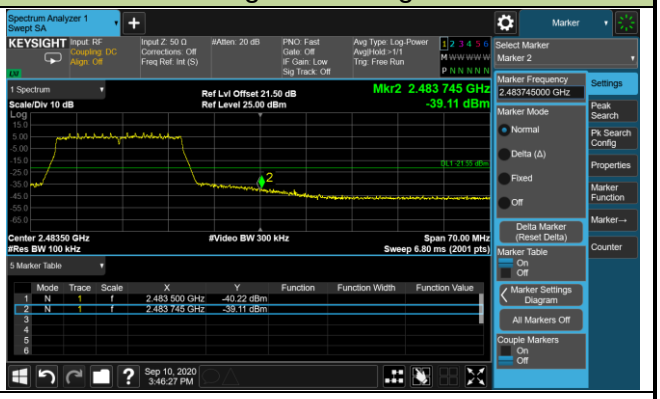
Spurious Emission	
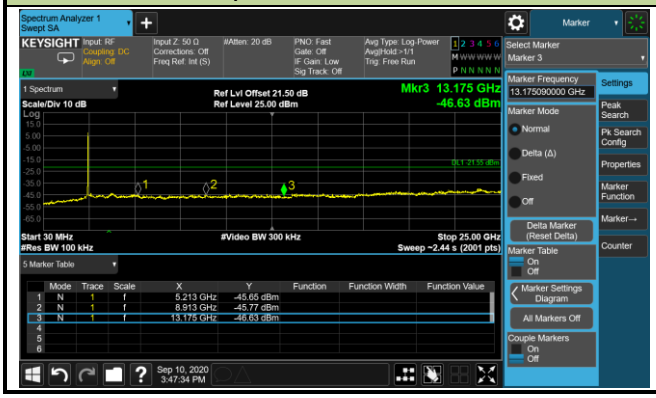	

802.11ax-HE40 Out-of-Band Emissions - Ant 1 / Ant 0 + 1

Channel 03 (2422MHz)

100kHz PSD reference Level

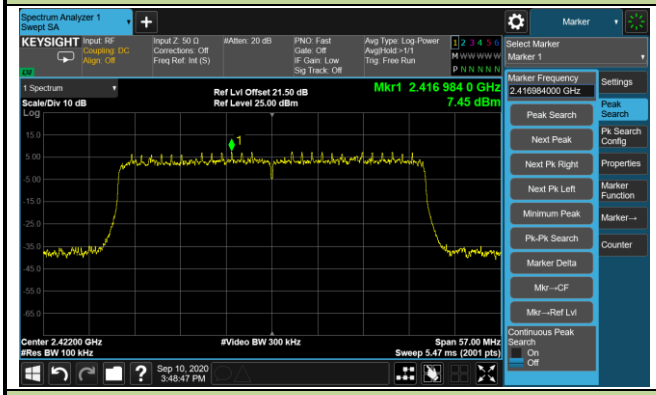

Low Band Edge

Spurious Emission

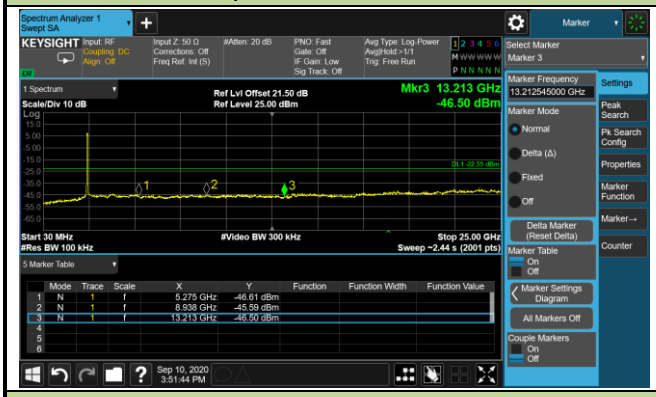

Channel 06 (2437MHz)

100kHz PSD reference Level

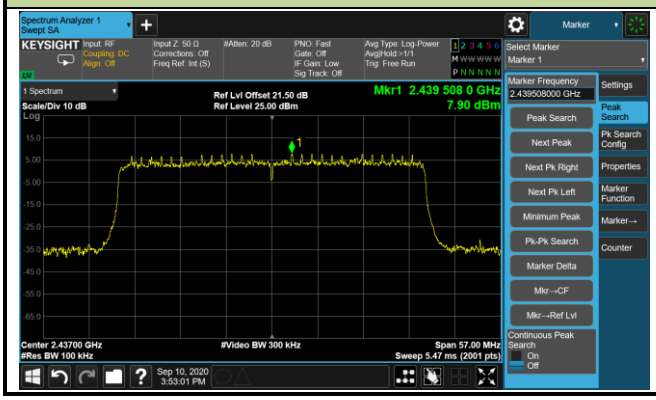

Spurious Emission

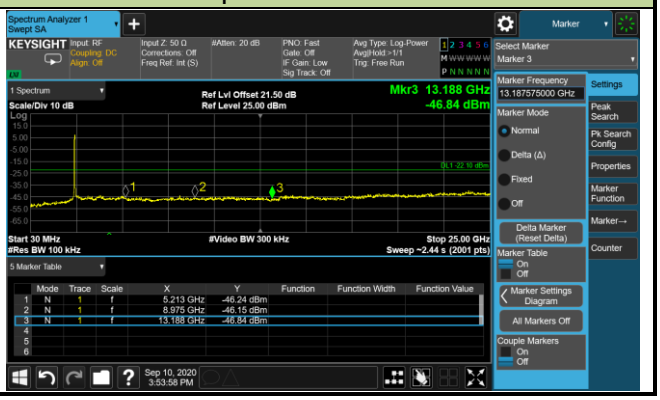

802.11ax-HET40 Out-of-Band Emissions - Ant 1 / Ant 0 + 1	
Channel 09 (2452MHz)	
100kHz PSD reference Level	High Band Edge
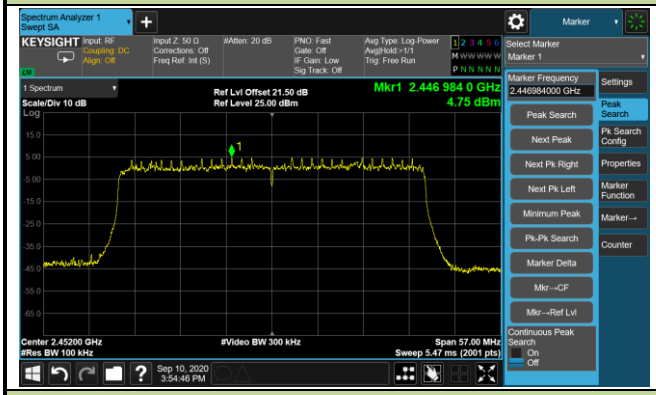	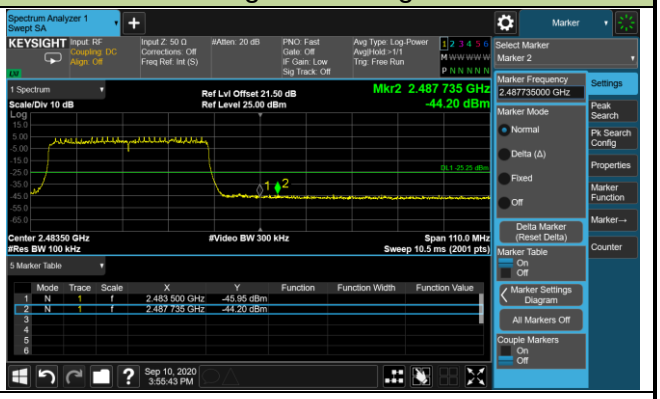
Spurious Emission	
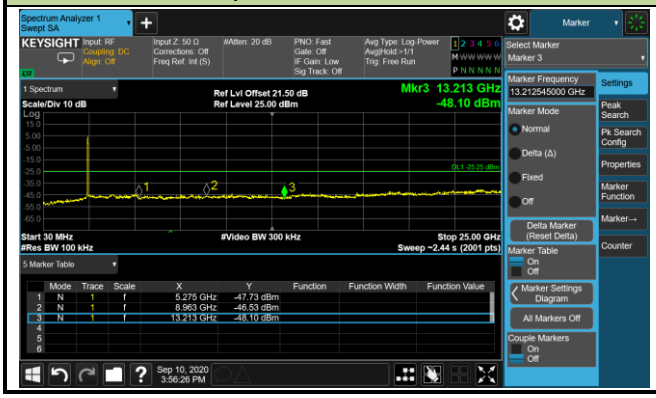	

7.6. Radiated Spurious Emission Measurement

7.6.1.Test Limit

All out of band emissions appearing in a restricted band as specified in Section 15.205 of the Title 47CFR must not exceed the limits shown in Table per Section 15.209.

FCC Part 15 Subpart C Paragraph 15.209		
Frequency [MHz]	Field Strength [Uv/m]	Measured Distance [Meters]
0.009 - 0.490	2400/F (kHz)	300
0.490 - 1.705	24000/F (kHz)	30
1.705 - 30	30	30
30 - 88	100	3
88 - 216	150	3
216 - 960	200	3
Above 960	500	3

7.6.2.Test Procedure Used

ANSI C63.10 Section 6.3 (General Requirements)

ANSI C63.10 Section 6.4 (Standard test method below 30MHz)

ANSI C63.10 Section 6.5 (Standard test method above 30MHz to 1GHz)

ANSI C63.10 Section 6.6 (Standard test method above 1GHz)

7.6.3.Test Setting

Table 1 - RBW as a function of frequency

Frequency	RBW
9 ~ 150 kHz	200 ~ 300 Hz
0.15 ~ 30 MHz	9 ~ 10 kHz
30 ~ 1000 MHz	100 ~ 120 kHz
> 1000MHz	1MHz

Quasi-Peak Measurements below 1GHz

1. Analyzer center frequency was set to the frequency of the radiated spurious emission of interest

2. Span was set greater than 1MHz

3. RBW = as specified in Table 1

4. Detector = CISPR quasi-peak

5. Sweep time = auto couple

6. Trace was allowed to stabilize

Peak Measurements above 1GHz

1. Analyzer center frequency was set to the frequency of the radiated spurious emission of interest

2. RBW = 1MHz

3. VBW = 3MHz

4. Detector = peak

5. Sweep time = auto couple

6. Trace mode = max hold

7. Trace was allowed to stabilize

Average Measurements above 1GHz (Method VB)

1. Analyzer center frequency was set to the frequency of the radiated spurious emission of interest

2. RBW = 1MHz

3. VBW; If the EUT is configured to transmit with duty cycle ≥ 98%, set VBW = 10 Hz.

If the EUT duty cycle is < 98%, set VBW ≥ 1/T. T is the minimum transmission duration.

4. Detector = Peak

5. Sweep time = auto

6. Trace mode = max hold

7. Trace was allowed to stabilize

7.6.4.Test Setup

Below 1GHz Test Setup:

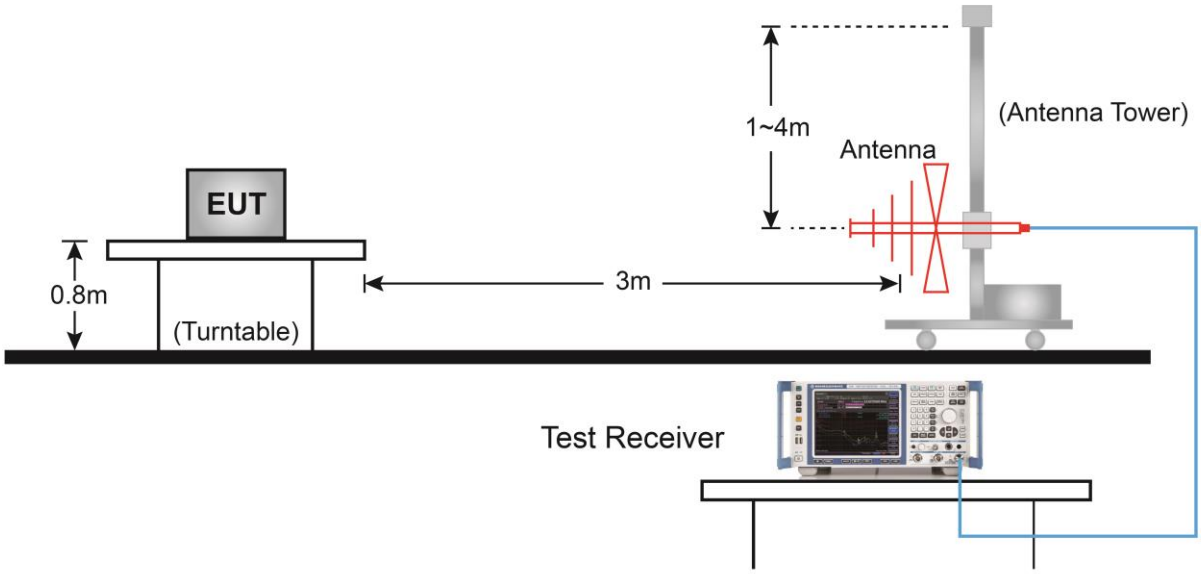

Above 1GHz Test Setup:

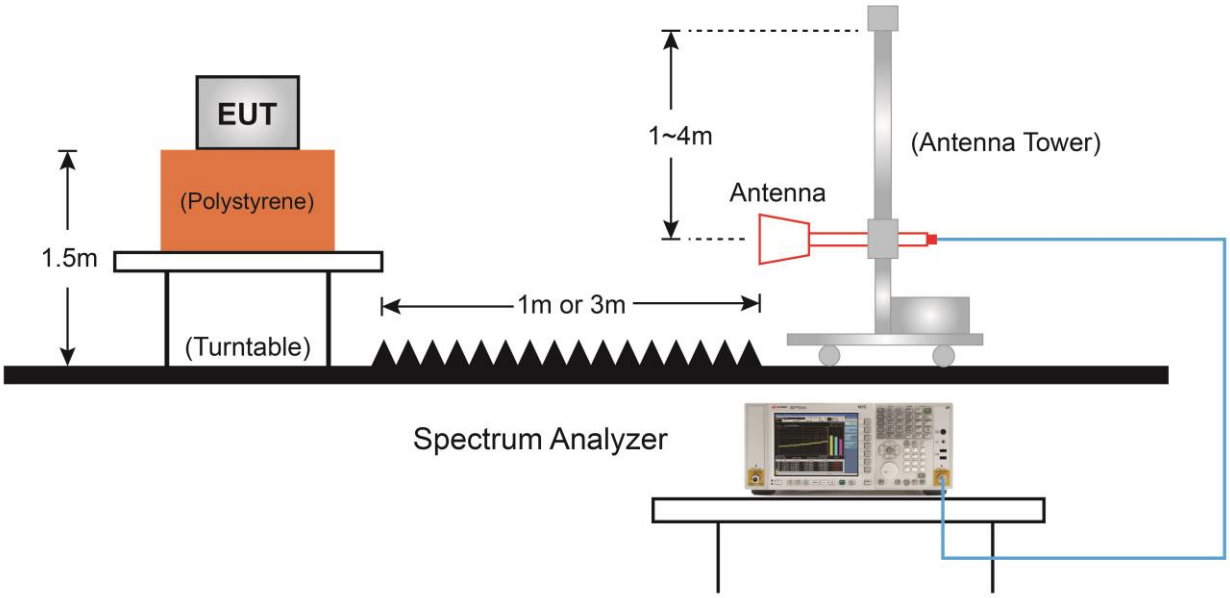

7.6.5.Test Result

EUT	AX5400 Wi-Fi 6 Router	Date of Test	2020-09-24
Factor	BBHA 9120D_1GHz~18GHz_2020	Temp. / Humidity	25°C/53%
Polarity	Horizontal	Site / Test Engineer	AC1 / Jay Chu
Test Mode	Transmit by 802.11b at channel 2412MHz (CDD Mode)	Test Voltage	120V/60Hz

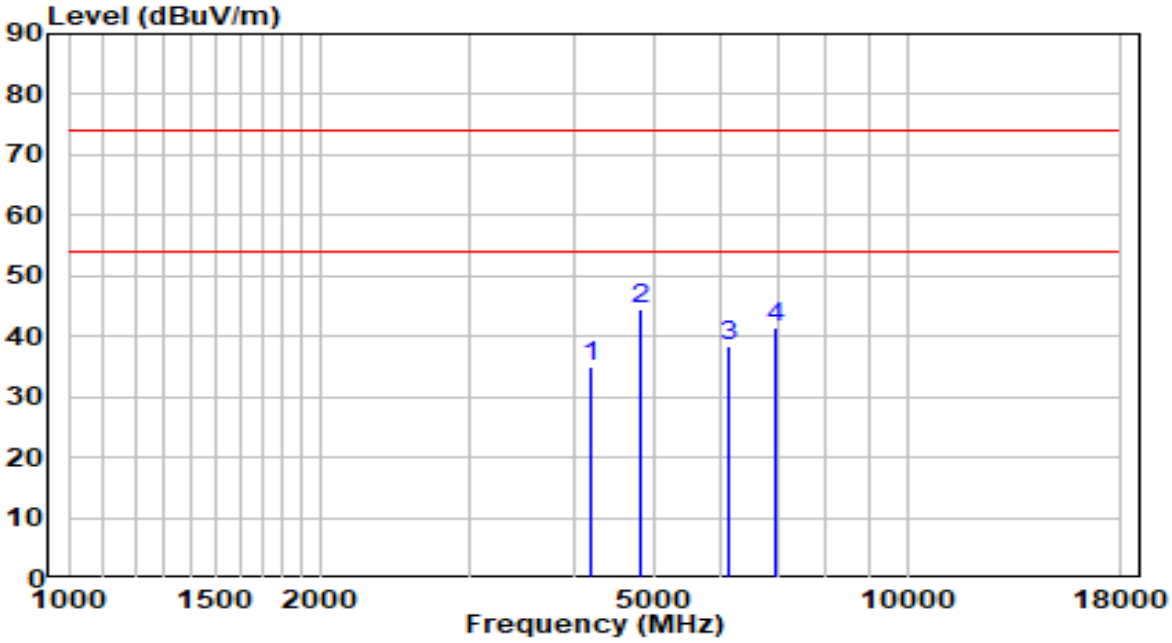

No		Frequency (MHz)	Reading (dBuV)	C.F (dB)	Measurement (dBuV/m)	Margin (dB)	Limit (dBuV/m)	Remark (QP/PK/AV)
1		4187.500	33.61	1.51	35.12	-38.88	74.00	Peak
2	*	4825.000	41.23	3.33	44.56	-29.44	74.00	Peak
3		6134.000	31.92	6.48	38.40	-35.60	74.00	Peak
4		6967.000	31.20	10.15	41.35	-32.65	74.00	Peak

Note:

1. " *", means this data is the worst emission level.
2. C.F (Correction Factor) = Antenna Factor (dB)+ Cable Loss (dB)- Preamplifier(dB).
3. Measurement(dBuV/m) = Reading(dBuV) + C.F (Correction Factor).
4.The emission levels of other frequencies are very lower than the limit and not show in test report.

EUT	AX5400 Wi-Fi 6 Router	Date of Test	2020-09-24
Factor	BBHA 9120D (1GHz~18GHz)_2020	Temp. / Humidity	25°C/53%
Polarity	Vertical	Site / Test Engineer	AC1 / Jay Chu
Test Mode	Transmit by 802.11b at channel 2412MHz (CDD Mode)	Test Voltage	120V/60Hz

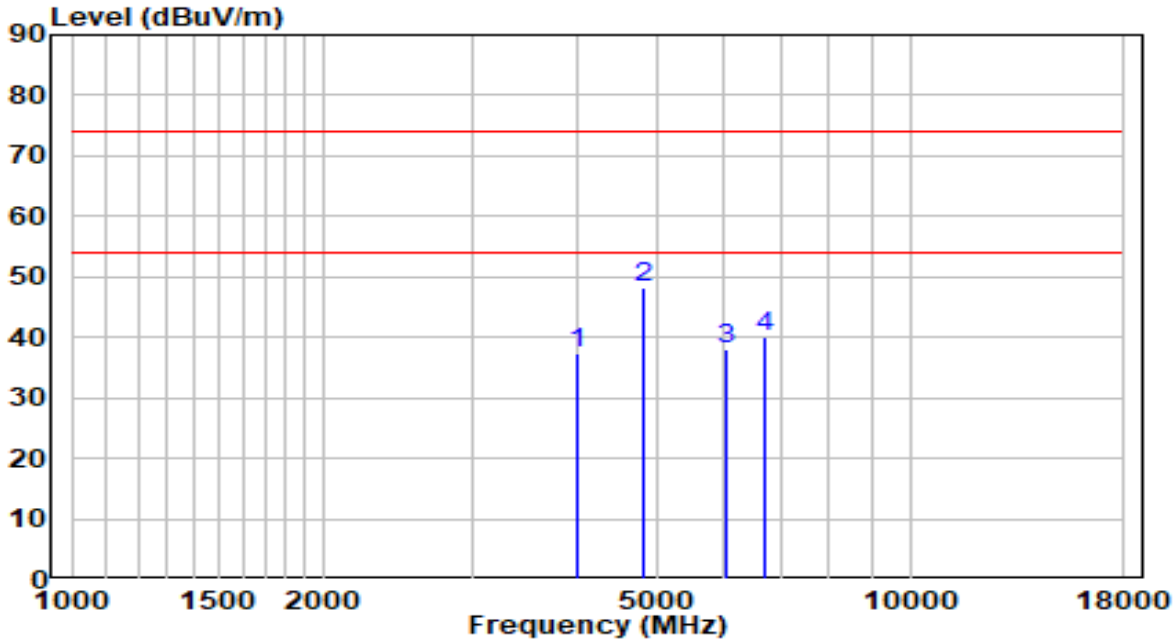

No		Frequency (MHz)	Reading (dBuV)	C.F (dB)	Measurement (dBuV/m)	Margin (dB)	Limit (dBuV/m)	Remark (QP/PK/AV)
1		4000.500	36.39	0.88	37.27	-36.73	74.00	Peak
2	*	4825.000	44.88	3.33	48.21	-25.79	74.00	Peak
3		6015.000	32.10	5.96	38.06	-35.94	74.00	Peak
4		6720.500	30.87	9.07	39.94	-34.06	74.00	Peak

Note:

1. " *", means this data is the worst emission level.
2. C.F (Correction Factor) = Antenna Factor (dB)+ Cable Loss (dB)- Preamplifier(dB).
3. Measurement(dBuV/m) = Reading(dBuV) + C.F (Correction Factor).
4.The emission levels of other frequencies are very lower than the limit and not show in test report.

EUT	AX5400 Wi-Fi 6 Router	Date of Test	2020-09-24
Factor	BBHA 9120D (1GHz~18GHz)_2020	Temp. / Humidity	25°C/53%
Polarity	Horizontal	Site / Test Engineer	AC1 / Jay Chu
Test Mode	Transmit by 802.11b at channel 2437MHz (CDD Mode)	Test Voltage	120V/60Hz

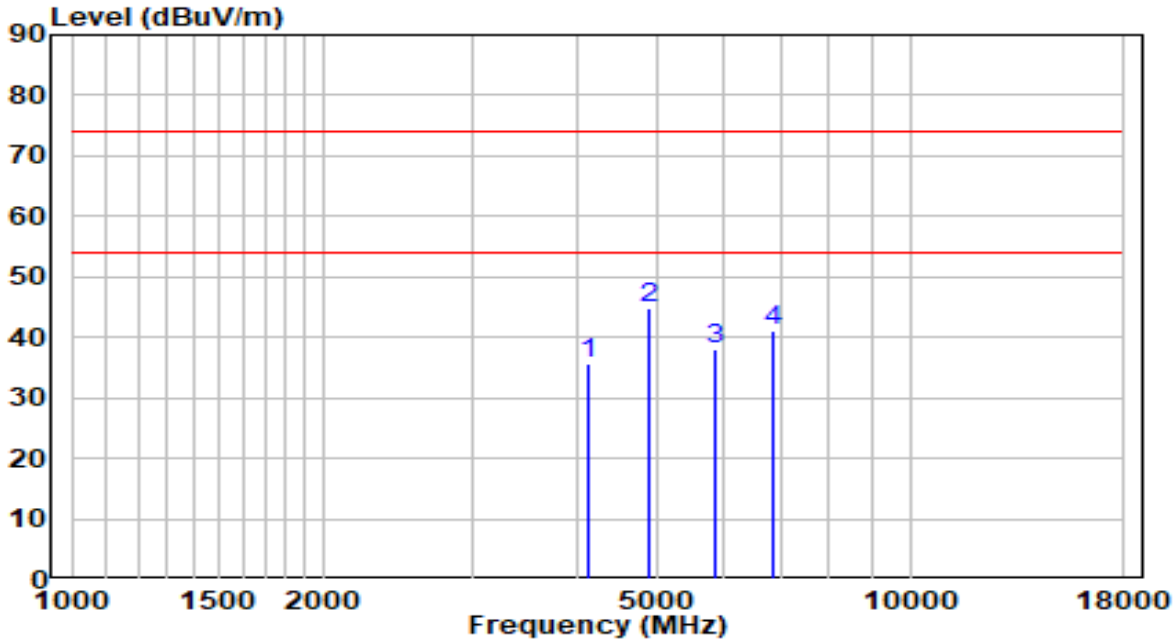

No		Frequency (MHz)	Reading (dBuV)	C.F (dB)	Measurement (dBuV/m)	Margin (dB)	Limit (dBuV/m)	Remark (QP/PK/AV)
1		4119.500	34.32	1.28	35.60	-38.40	74.00	Peak
2	*	4876.000	41.22	3.45	44.67	-29.33	74.00	Peak
3		5853.500	32.60	5.42	38.02	-35.98	74.00	Peak
4		6848.000	31.62	9.63	41.25	-32.75	74.00	Peak

Note:

1. " *", means this data is the worst emission level.
2. C.F (Correction Factor) = Antenna Factor (dB)+ Cable Loss (dB)- Preamplifier(dB).
3. Measurement(dBuV/m) = Reading(dBuV) + C.F (Correction Factor).
4.The emission levels of other frequencies are very lower than the limit and not show in test report.

EUT	AX5400 Wi-Fi 6 Router	Date of Test	2020-09-24
Factor	BBHA 9120D (1GHz~18GHz)_2020	Temp. / Humidity	25°C/53%
Polarity	Vertical	Site / Test Engineer	AC1 / Jay Chu
Test Mode	Transmit by 802.11b at channel 2437MHz (CDD Mode)	Test Voltage	120V/60Hz

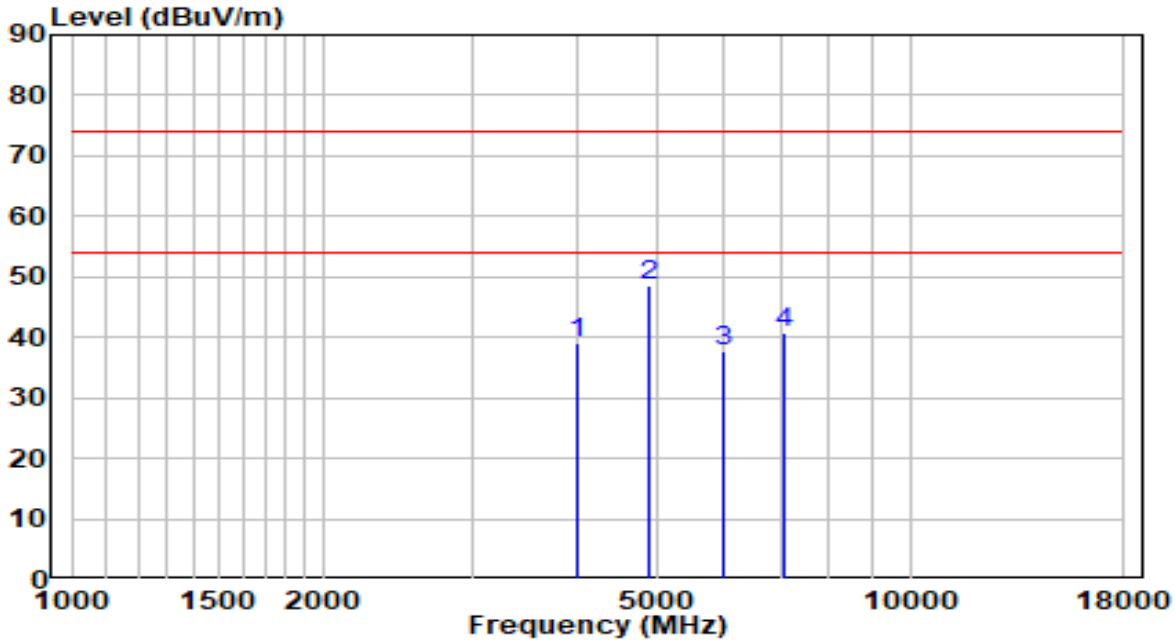

No		Frequency (MHz)	Reading (dBuV)	C.F (dB)	Measurement (dBuV/m)	Margin (dB)	Limit (dBuV/m)	Remark (QP/PK/AV)
1		4000.500	38.09	0.88	38.97	-35.03	74.00	Peak
2	*	4876.000	45.04	3.45	48.49	-25.51	74.00	Peak
3		5981.000	31.95	5.83	37.78	-36.22	74.00	Peak
4		7069.000	30.12	10.50	40.61	-33.39	74.00	Peak

Note:

1. " *", means this data is the worst emission level.
2. C.F (Correction Factor) = Antenna Factor (dB)+ Cable Loss (dB)- Preamplifier(dB).
3. Measurement(dBuV/m) = Reading(dBuV) + C.F (Correction Factor).
4.The emission levels of other frequencies are very lower than the limit and not show in test report.

EUT	AX5400 Wi-Fi 6 Router	Date of Test	2020-09-24
Factor	BBHA 9120D (1GHz~18GHz)_2020	Temp. / Humidity	25°C/53%
Polarity	Horizontal	Site / Test Engineer	AC1 / Jay Chu
Test Mode	Transmit by 802.11b at channel 2462MHz (CDD Mode)	Test Voltage	120V/60Hz

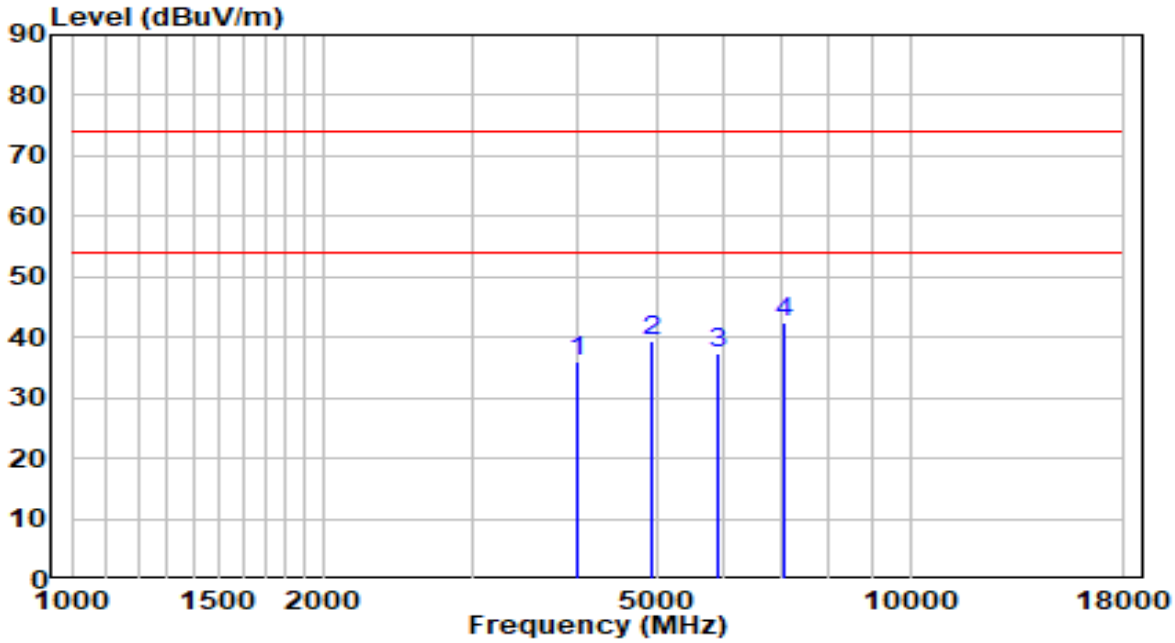

No		Frequency (MHz)	Reading (dBuV)	C.F (dB)	Measurement (dBuV/m)	Margin (dB)	Limit (dBuV/m)	Remark (QP/PK/AV)
1		4000.500	34.96	0.88	35.84	-38.16	74.00	Peak
2		4927.000	35.85	3.57	39.42	-34.58	74.00	Peak
3		5904.500	31.65	5.58	37.23	-36.77	74.00	Peak
4	*	7094.500	31.72	10.57	42.28	-31.72	74.00	Peak

Note:

1. " *", means this data is the worst emission level.
2. C.F (Correction Factor) = Antenna Factor (dB)+ Cable Loss (dB)- Preamplifier(dB).
3. Measurement(dBuV/m) = Reading(dBuV) + C.F (Correction Factor).
4.The emission levels of other frequencies are very lower than the limit and not show in test report.

EUT	AX5400 Wi-Fi 6 Router	Date of Test	2020-09-24
Factor	BBHA 9120D (1GHz~18GHz)_2020	Temp. / Humidity	25°C/53%
Polarity	Vertical	Site / Test Engineer	AC1 / Jay Chu
Test Mode	Transmit by 802.11b at channel 2462MHz (CDD Mode)	Test Voltage	120V/60Hz

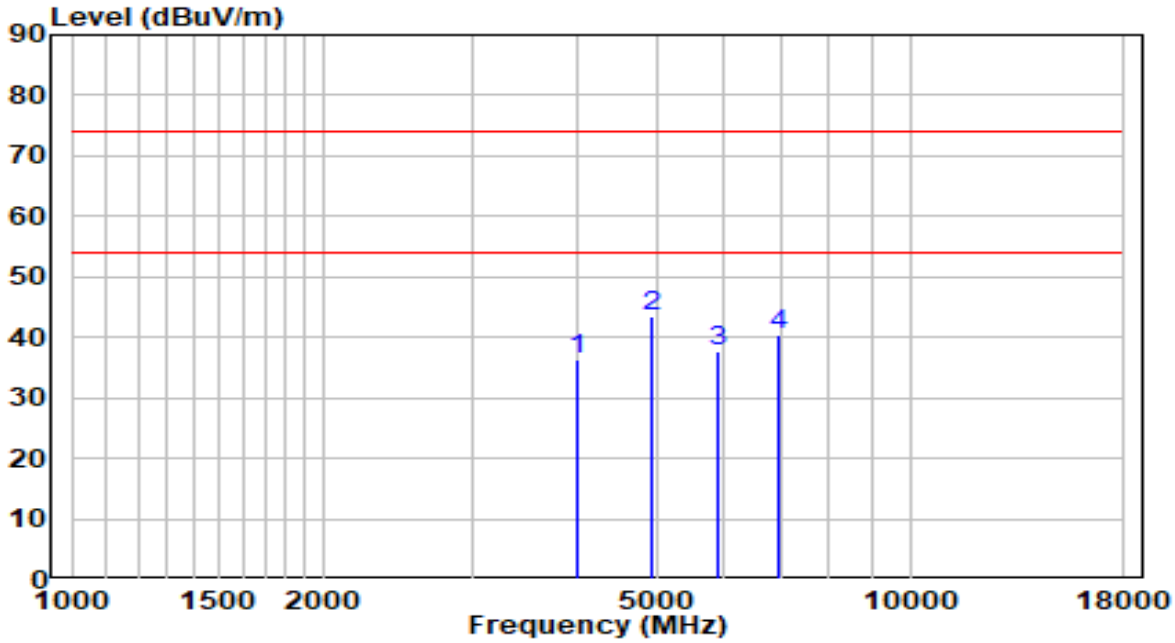

No		Frequency (MHz)	Reading (dBuV)	C.F (dB)	Measurement (dBuV/m)	Margin (dB)	Limit (dBuV/m)	Remark (QP/PK/AV)
1		4000.500	35.48	0.88	36.36	-37.64	74.00	Peak
2	*	4927.000	39.87	3.57	43.45	-30.55	74.00	Peak
3		5896.000	32.14	5.55	37.70	-36.30	74.00	Peak
4		6984.000	30.31	10.23	40.54	-33.46	74.00	Peak

Note:

1. " *", means this data is the worst emission level.
2. C.F (Correction Factor) = Antenna Factor (dB)+ Cable Loss (dB)- Preamplifier(dB).
3. Measurement(dBuV/m) = Reading(dBuV) + C.F (Correction Factor).
4.The emission levels of other frequencies are very lower than the limit and not show in test report.

EUT	AX5400 Wi-Fi 6 Router	Date of Test	2020-09-24
Factor	BBHA 9120D (1GHz~18GHz)_2020	Temp. / Humidity	25°C/53%
Polarity	Horizontal	Site / Test Engineer	AC1 / Jay Chu
Test Mode	Transmit by 802.11g at channel 2412MHz (CDD Mode)	Test Voltage	120V/60Hz

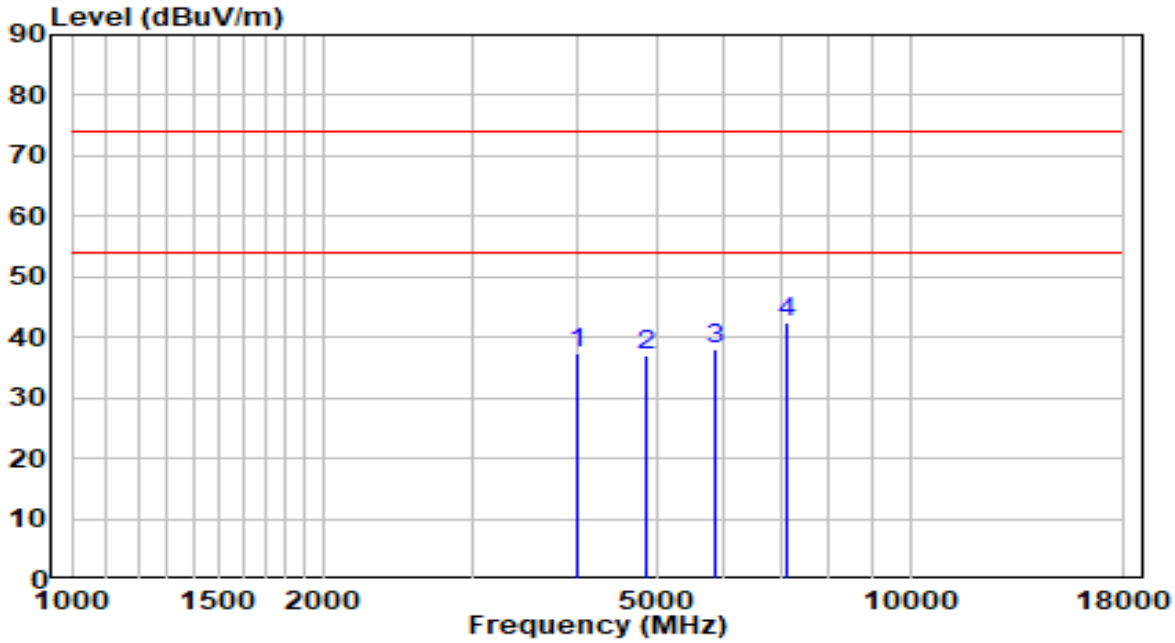

No		Frequency (MHz)	Reading (dBuV)	C.F (dB)	Measurement (dBuV/m)	Margin (dB)	Limit (dBuV/m)	Remark (QP/PK/AV)
1		4000.500	36.34	0.88	37.22	-36.78	74.00	Peak
2		4833.500	33.79	3.35	37.14	-36.86	74.00	Peak
3		5853.500	32.71	5.42	38.13	-35.87	74.00	Peak
4	*	7120.000	31.78	10.64	42.42	-31.58	74.00	Peak

Note:

1. " *", means this data is the worst emission level.
2. C.F (Correction Factor) = Antenna Factor (dB)+ Cable Loss (dB)- Preamplifier(dB).
3. Measurement(dBuV/m) = Reading(dBuV) + C.F (Correction Factor).
4.The emission levels of other frequencies are very lower than the limit and not show in test report.

EUT	AX5400 Wi-Fi 6 Router	Date of Test	2020-09-24
Factor	BBHA 9120D (1GHz~18GHz)_2020	Temp. / Humidity	25°C/53%
Polarity	Vertical	Site / Test Engineer	AC1 / Jay Chu
Test Mode	Transmit by 802.11g at channel 2412MHz (CDD Mode)	Test Voltage	120V/60Hz

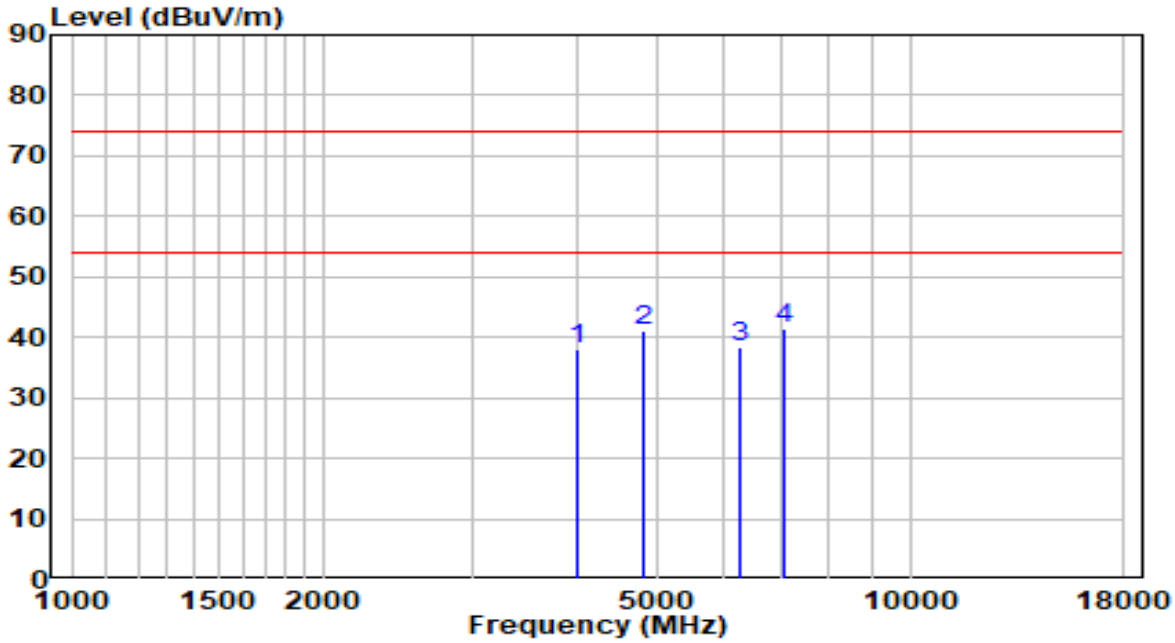

No		Frequency (MHz)	Reading (dBuV)	C.F (dB)	Measurement (dBuV/m)	Margin (dB)	Limit (dBuV/m)	Remark (QP/PK/AV)
1		4000.500	37.27	0.88	38.15	-35.85	74.00	Peak
2		4816.500	37.66	3.31	40.97	-33.03	74.00	Peak
3		6270.000	31.29	7.08	38.37	-35.63	74.00	Peak
4	*	7060.500	31.07	10.47	41.55	-32.45	74.00	Peak

Note:

1. " *", means this data is the worst emission level.
2. C.F (Correction Factor) = Antenna Factor (dB)+ Cable Loss (dB)- Preamplifier(dB).
3. Measurement(dBuV/m) = Reading(dBuV) + C.F (Correction Factor).
4.The emission levels of other frequencies are very lower than the limit and not show in test report.

EUT	AX5400 Wi-Fi 6 Router	Date of Test	2020-09-24
Factor	BBHA 9120D (1GHz~18GHz)_2020	Temp. / Humidity	25°C/53%
Polarity	Horizontal	Site / Test Engineer	AC1 / Jay Chu
Test Mode	Transmit by 802.11g at channel 2437MHz (CDD Mode)	Test Voltage	120V/60Hz

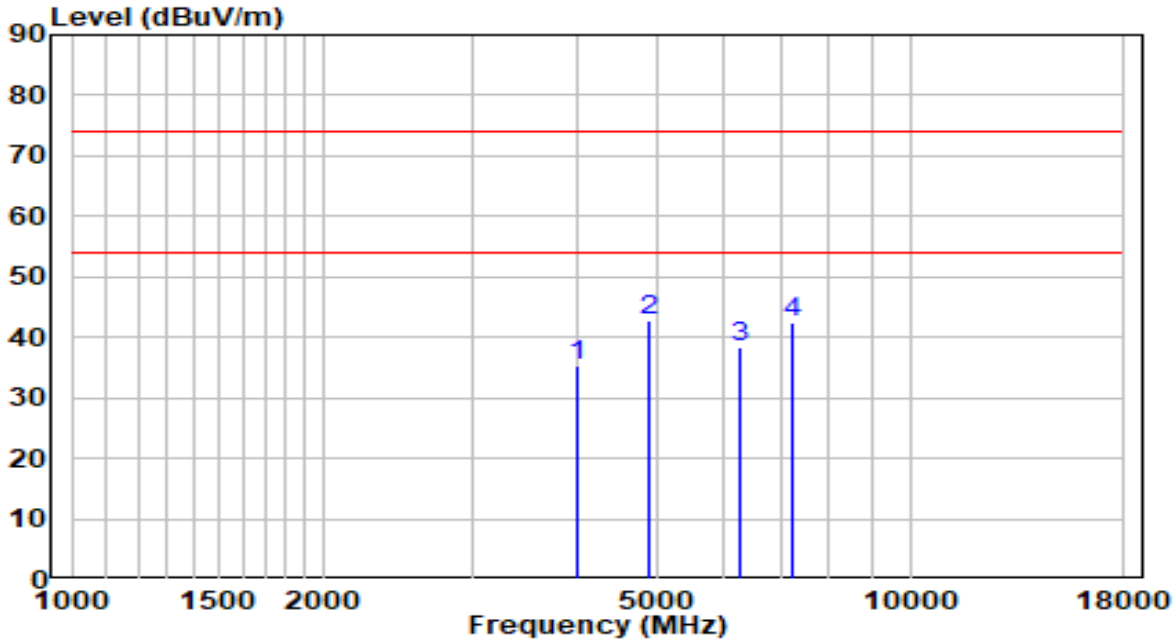

No		Frequency (MHz)	Reading (dBuV)	C.F (dB)	Measurement (dBuV/m)	Margin (dB)	Limit (dBuV/m)	Remark (QP/PK/AV)
1		4000.500	34.58	0.88	35.46	-38.54	74.00	Peak
2	*	4876.000	39.20	3.45	42.65	-31.35	74.00	Peak
3		6253.000	31.49	7.01	38.49	-35.51	74.00	Peak
4		7222.000	31.59	10.93	42.52	-31.48	74.00	Peak

Note:

1. " *", means this data is the worst emission level.
2. C.F (Correction Factor) = Antenna Factor (dB)+ Cable Loss (dB)- Preamplifier(dB).
3. Measurement(dBuV/m) = Reading(dBuV) + C.F (Correction Factor).
4.The emission levels of other frequencies are very lower than the limit and not show in test report.

EUT	AX5400 Wi-Fi 6 Router	Date of Test	2020-09-24
Factor	BBHA 9120D (1GHz~18GHz)_2020	Temp. / Humidity	25°C/53%
Polarity	Vertical	Site / Test Engineer	AC1 / Jay Chu
Test Mode	Transmit by 802.11g at channel 2437MHz (CDD Mode)	Test Voltage	120V/60Hz

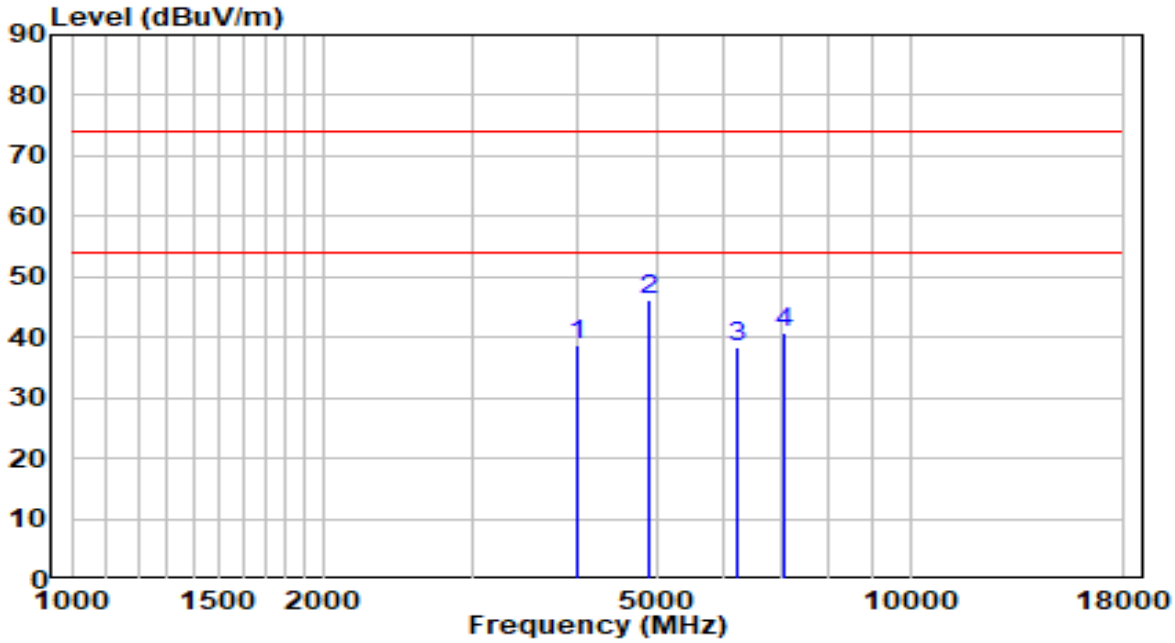

No		Frequency (MHz)	Reading (dBuV)	C.F (dB)	Measurement (dBuV/m)	Margin (dB)	Limit (dBuV/m)	Remark (QP/PK/AV)
1		4000.500	37.67	0.88	38.55	-35.45	74.00	Peak
2	*	4876.000	42.72	3.45	46.17	-27.83	74.00	Peak
3		6202.000	31.49	6.78	38.27	-35.73	74.00	Peak
4		7052.000	30.28	10.45	40.72	-33.28	74.00	Peak

Note:

1. " *", means this data is the worst emission level.
2. C.F (Correction Factor) = Antenna Factor (dB)+ Cable Loss (dB)- Preamplifier(dB).
3. Measurement(dBuV/m) = Reading(dBuV) + C.F (Correction Factor).
4.The emission levels of other frequencies are very lower than the limit and not show in test report.

EUT	AX5400 Wi-Fi 6 Router	Date of Test	2020-09-24
Factor	BBHA 9120D (1GHz~18GHz)_2020	Temp. / Humidity	25°C/53%
Polarity	Horizontal	Site / Test Engineer	AC1 / Jay Chu
Test Mode	Transmit by 802.11g at channel 2462MHz (CDD Mode)	Test Voltage	120V/60Hz

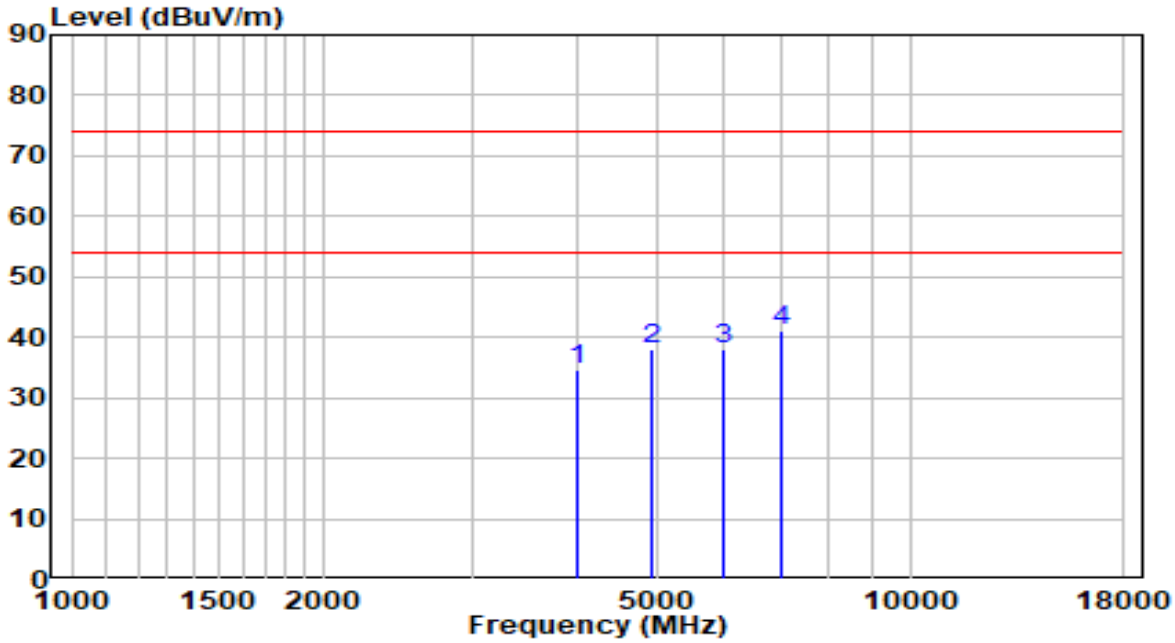

No		Frequency (MHz)	Reading (dBuV)	C.F (dB)	Measurement (dBuV/m)	Margin (dB)	Limit (dBuV/m)	Remark (QP/PK/AV)
1		4000.500	33.79	0.88	34.67	-39.33	74.00	Peak
2		4927.000	34.51	3.57	38.08	-35.92	74.00	Peak
3		5972.500	32.14	5.80	37.94	-36.06	74.00	Peak
4	*	7043.500	30.81	10.42	41.24	-32.76	74.00	Peak

Note:

1. " *", means this data is the worst emission level.
2. C.F (Correction Factor) = Antenna Factor (dB)+ Cable Loss (dB)- Preamplifier(dB).
3. Measurement(dBuV/m) = Reading(dBuV) + C.F (Correction Factor).
4.The emission levels of other frequencies are very lower than the limit and not show in test report.

EUT	AX5400 Wi-Fi 6 Router	Date of Test	2020-09-24
Factor	BBHA 9120D (1GHz~18GHz)_2020	Temp. / Humidity	25°C/53%
Polarity	Vertical	Site / Test Engineer	AC1 / Jay Chu
Test Mode	Transmit by 802.11g at channel 2462MHz (CDD Mode)	Test Voltage	120V/60Hz

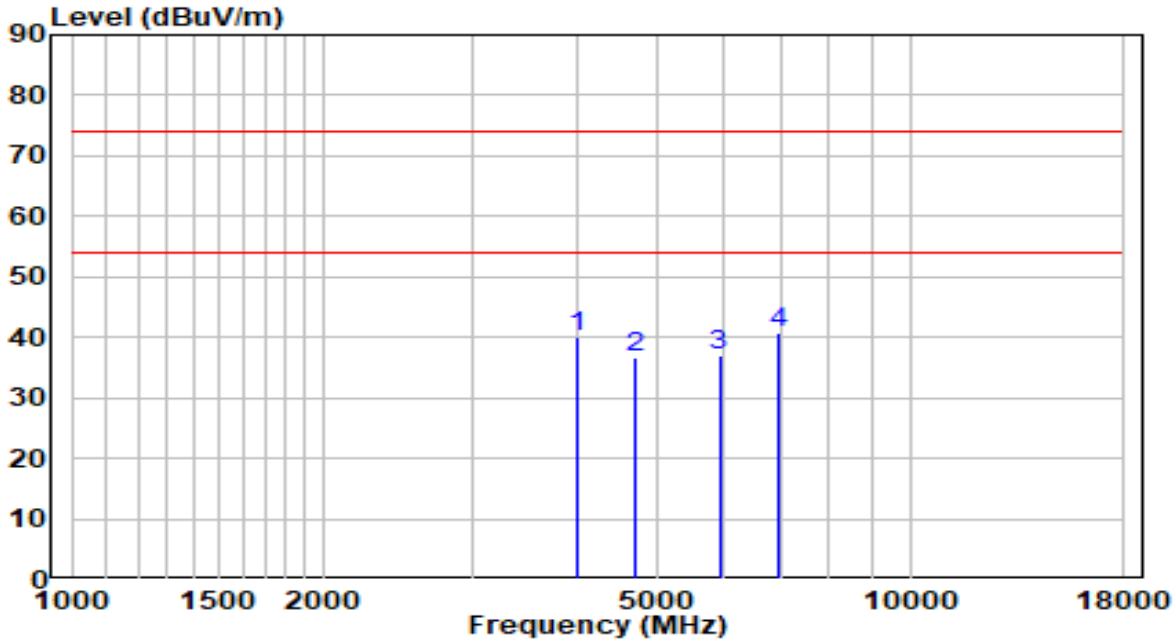

No		Frequency (MHz)	Reading (dBuV)	C.F (dB)	Measurement (dBuV/m)	Margin (dB)	Limit (dBuV/m)	Remark (QP/PK/AV)
1		4000.500	39.28	0.88	40.16	-33.84	74.00	Peak
2		4706.000	33.79	3.04	36.83	-37.17	74.00	Peak
3		5921.500	31.54	5.64	37.18	-36.82	74.00	Peak
4	*	6967.000	30.67	10.15	40.83	-33.17	74.00	Peak

Note:

1. " *", means this data is the worst emission level.
2. C.F (Correction Factor) = Antenna Factor (dB)+ Cable Loss (dB)- Preamplifier(dB).
3. Measurement(dBuV/m) = Reading(dBuV) + C.F (Correction Factor).
4.The emission levels of other frequencies are very lower than the limit and not show in test report.

EUT	AX5400 Wi-Fi 6 Router	Date of Test	2020-09-24
Factor	BBHA 9120D (1GHz~18GHz)_2020	Temp. / Humidity	25°C/53%
Polarity	Horizontal	Site / Test Engineer	AC1 / Jay Chu
Test Mode	Transmit by 802.11n-HT20 at channel 2412MHz (CDD Mode)	Test Voltage	120V/60Hz

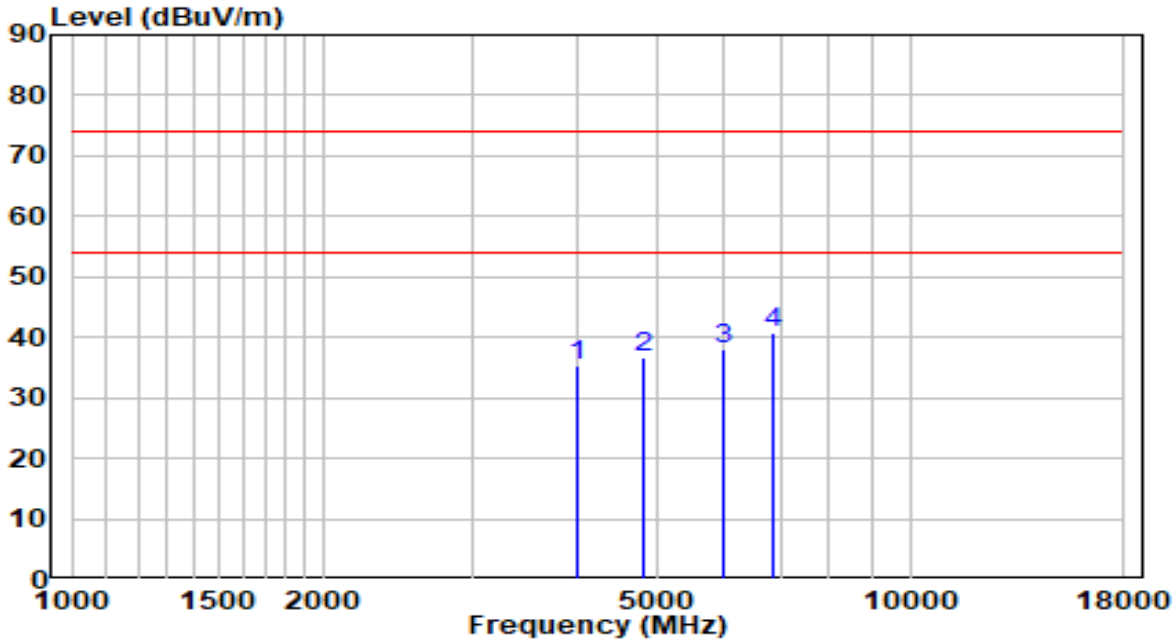

No		Frequency (MHz)	Reading (dBuV)	C.F (dB)	Measurement (dBuV/m)	Margin (dB)	Limit (dBuV/m)	Remark (QP/PK/AV)
1		4000.500	34.49	0.88	35.37	-38.63	74.00	Peak
2		4816.500	33.40	3.31	36.71	-37.29	74.00	Peak
3		5998.000	32.16	5.88	38.05	-35.95	74.00	Peak
4	*	6865.000	31.01	9.70	40.72	-33.28	74.00	Peak

Note:

1. " *", means this data is the worst emission level.
2. C.F (Correction Factor) = Antenna Factor (dB)+ Cable Loss (dB)- Preamplifier(dB).
3. Measurement(dBuV/m) = Reading(dBuV) + C.F (Correction Factor).
4.The emission levels of other frequencies are very lower than the limit and not show in test report.

EUT	AX5400 Wi-Fi 6 Router	Date of Test	2020-09-24
Factor	BBHA 9120D (1GHz~18GHz)_2020	Temp. / Humidity	25°C/53%
Polarity	Vertical	Site / Test Engineer	AC1 / Jay Chu
Test Mode	Transmit by 802.11n-HT20 at channel 2412MHz (CDD Mode)	Test Voltage	120V/60Hz

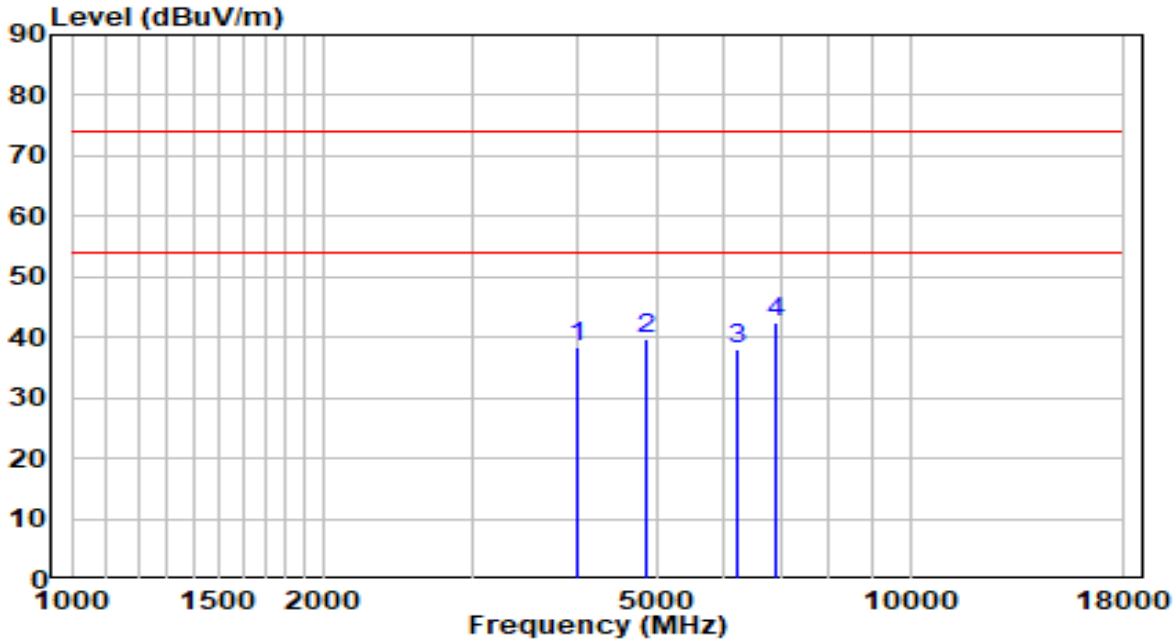

No		Frequency (MHz)	Reading (dBuV)	C.F (dB)	Measurement (dBuV/m)	Margin (dB)	Limit (dBuV/m)	Remark (QP/PK/AV)
1		4000.500	37.43	0.88	38.31	-35.69	74.00	Peak
2		4842.000	36.27	3.37	39.64	-34.36	74.00	Peak
3		6219.000	31.25	6.86	38.10	-35.90	74.00	Peak
4	*	6916.000	32.46	9.93	42.39	-31.61	74.00	Peak

Note:

1. " *", means this data is the worst emission level.
2. C.F (Correction Factor) = Antenna Factor (dB)+ Cable Loss (dB)- Preamplifier(dB).
3. Measurement(dBuV/m) = Reading(dBuV) + C.F (Correction Factor).
4.The emission levels of other frequencies are very lower than the limit and not show in test report.

EUT	AX5400 Wi-Fi 6 Router	Date of Test	2020-09-24
Factor	BBHA 9120D (1GHz~18GHz)_2020	Temp. / Humidity	25°C/53%
Polarity	Horizontal	Site / Test Engineer	AC1 / Jay Chu
Test Mode	Transmit by 802.11n-HT20 at channel 2437MHz (CDD Mode)	Test Voltage	120V/60Hz

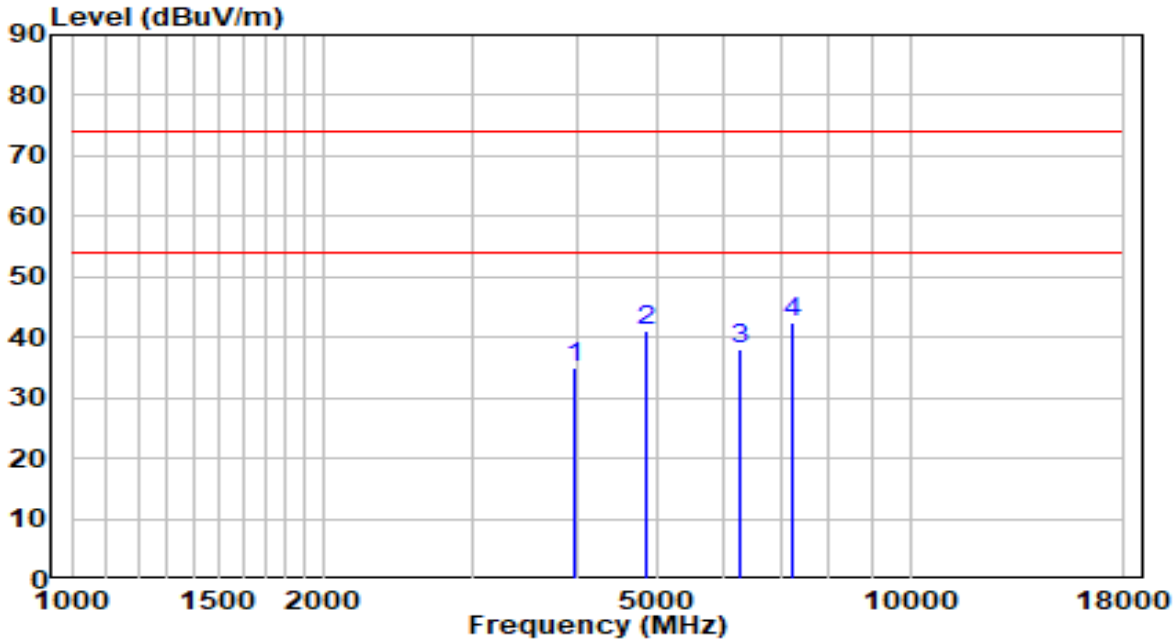

No		Frequency (MHz)	Reading (dBuV)	C.F (dB)	Measurement (dBuV/m)	Margin (dB)	Limit (dBuV/m)	Remark (QP/PK/AV)
1		3983.500	34.13	0.82	34.95	-39.05	74.00	Peak
2		4859.000	37.58	3.41	40.99	-33.01	74.00	Peak
3		6261.500	30.88	7.04	37.93	-36.07	74.00	Peak
4	*	7222.000	31.45	10.93	42.38	-31.62	74.00	Peak

Note:

1. " *", means this data is the worst emission level.
2. C.F (Correction Factor) = Antenna Factor (dB)+ Cable Loss (dB)- Preamplifier(dB).
3. Measurement(dBuV/m) = Reading(dBuV) + C.F (Correction Factor).
4.The emission levels of other frequencies are very lower than the limit and not show in test report.

EUT	AX5400 Wi-Fi 6 Router	Date of Test	2020-09-24
Factor	BBHA 9120D (1GHz~18GHz)_2020	Temp. / Humidity	25°C/53%
Polarity	Vertical	Site / Test Engineer	AC1 / Jay Chu
Test Mode	Transmit by 802.11n-HT20 at channel 2437MHz (CDD Mode)	Test Voltage	120V/60Hz

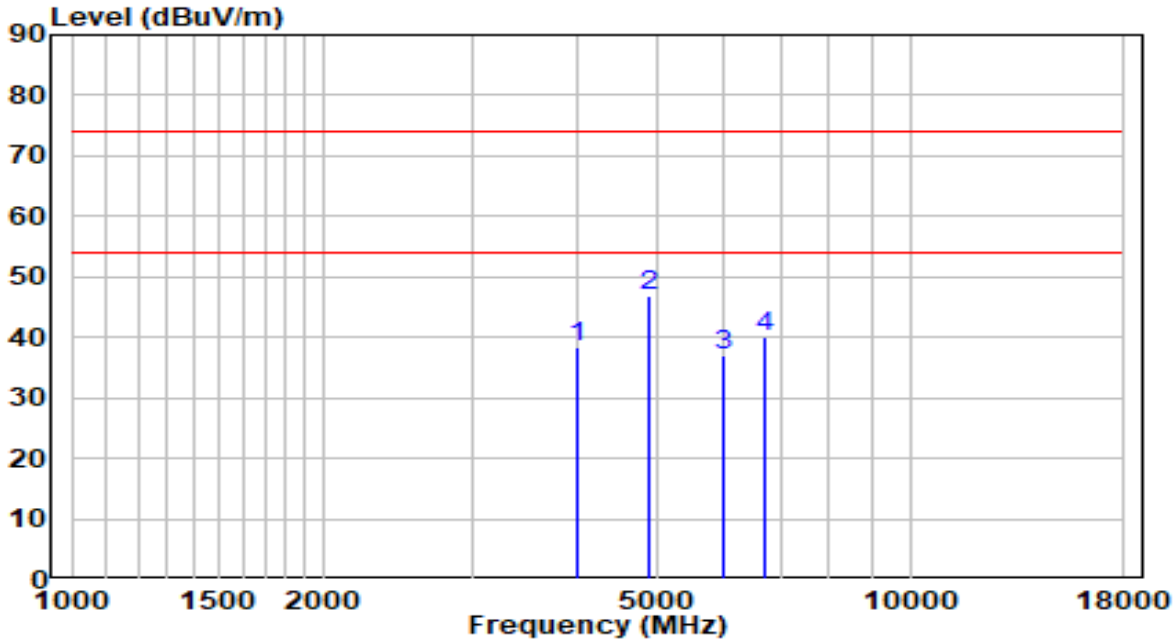

No		Frequency (MHz)	Reading (dBuV)	C.F (dB)	Measurement (dBuV/m)	Margin (dB)	Limit (dBuV/m)	Remark (QP/PK/AV)
1		4000.500	37.33	0.88	38.21	-35.79	74.00	Peak
2	*	4876.000	43.42	3.45	46.87	-27.13	74.00	Peak
3		5998.000	31.08	5.88	36.96	-37.04	74.00	Peak
4		6695.000	31.12	8.95	40.08	-33.92	74.00	Peak

Note:

1. " *", means this data is the worst emission level.
2. C.F (Correction Factor) = Antenna Factor (dB)+ Cable Loss (dB)- Preamplifier(dB).
3. Measurement(dBuV/m) = Reading(dBuV) + C.F (Correction Factor).
4.The emission levels of other frequencies are very lower than the limit and not show in test report.

EUT	AX5400 Wi-Fi 6 Router	Date of Test	2020-09-24
Factor	BBHA 9120D (1GHz~18GHz)_2020	Temp. / Humidity	25°C/53%
Polarity	Horizontal	Site / Test Engineer	AC1 / Jay Chu
Test Mode	Transmit by 802.11n-HT20 at channel 2462MHz (CDD Mode)	Test Voltage	120V/60Hz

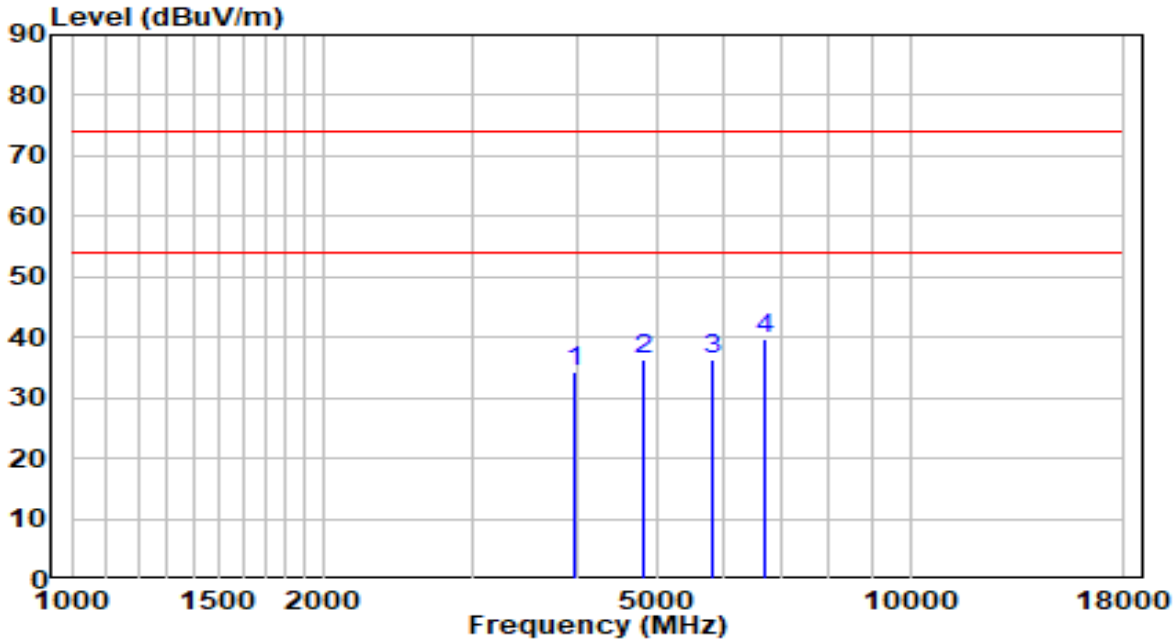

No		Frequency (MHz)	Reading (dBuV)	C.F (dB)	Measurement (dBuV/m)	Margin (dB)	Limit (dBuV/m)	Remark (QP/PK/AV)
1		3975.000	33.49	0.79	34.29	-39.71	74.00	Peak
2		4799.500	33.22	3.27	36.49	-37.51	74.00	Peak
3		5811.000	31.18	5.28	36.46	-37.54	74.00	Peak
4	*	6712.000	30.73	9.03	39.76	-34.24	74.00	Peak

Note:

1. " *", means this data is the worst emission level.
2. C.F (Correction Factor) = Antenna Factor (dB)+ Cable Loss (dB)- Preamplifier(dB).
3. Measurement(dBuV/m) = Reading(dBuV) + C.F (Correction Factor).
4.The emission levels of other frequencies are very lower than the limit and not show in test report.

EUT	AX5400 Wi-Fi 6 Router	Date of Test	2020-09-24
Factor	BBHA 9120D (1GHz~18GHz)_2020	Temp. / Humidity	25°C/53%
Polarity	Vertical	Site / Test Engineer	AC1 / Jay Chu
Test Mode	Transmit by 802.11n-HT20 at channel 2462MHz (CDD Mode)	Test Voltage	120V/60Hz

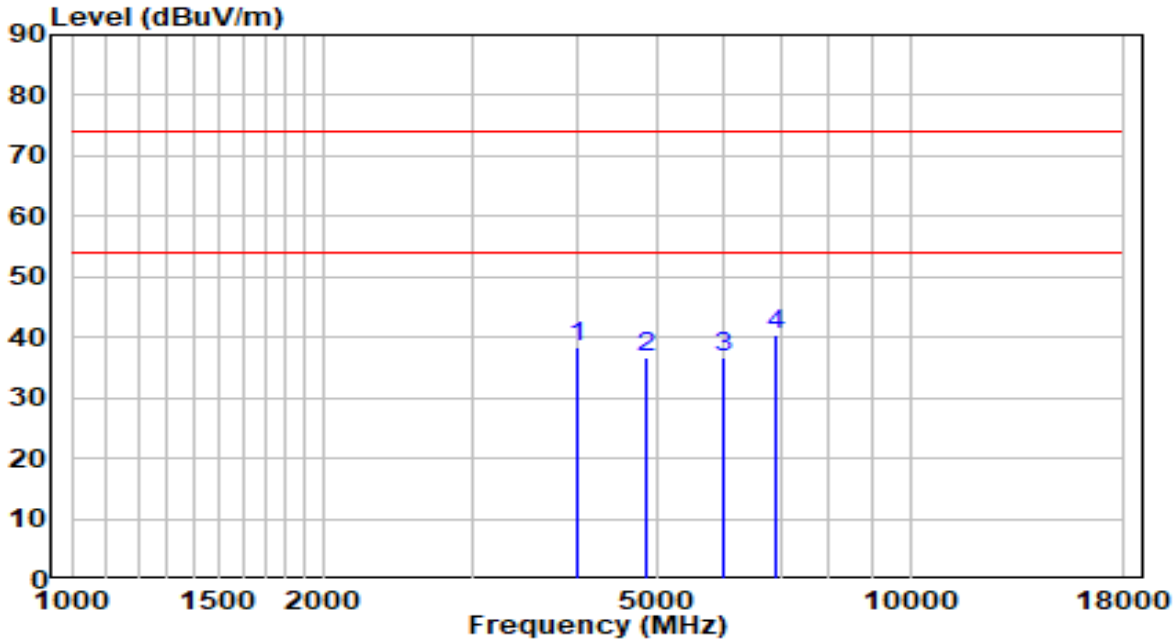

No		Frequency (MHz)	Reading (dBuV)	C.F (dB)	Measurement (dBuV/m)	Margin (dB)	Limit (dBuV/m)	Remark (QP/PK/AV)
1		4000.500	37.47	0.88	38.36	-35.64	74.00	Peak
2		4842.000	33.24	3.37	36.61	-37.39	74.00	Peak
3		5981.000	30.98	5.83	36.80	-37.20	74.00	Peak
4	*	6916.000	30.64	9.93	40.57	-33.43	74.00	Peak

Note:

1. " *", means this data is the worst emission level.
2. C.F (Correction Factor) = Antenna Factor (dB)+ Cable Loss (dB)- Preamplifier(dB).
3. Measurement(dBuV/m) = Reading(dBuV) + C.F (Correction Factor).
4.The emission levels of other frequencies are very lower than the limit and not show in test report.

EUT	AX5400 Wi-Fi 6 Router	Date of Test	2020-09-24
Factor	BBHA 9120D (1GHz~18GHz)_2020	Temp. / Humidity	25°C/53%
Polarity	Horizontal	Site / Test Engineer	AC1 / Jay Chu
Test Mode	Transmit by 802.11n-HT40 at channel 2422MHz (CDD Mode)	Test Voltage	120V/60Hz

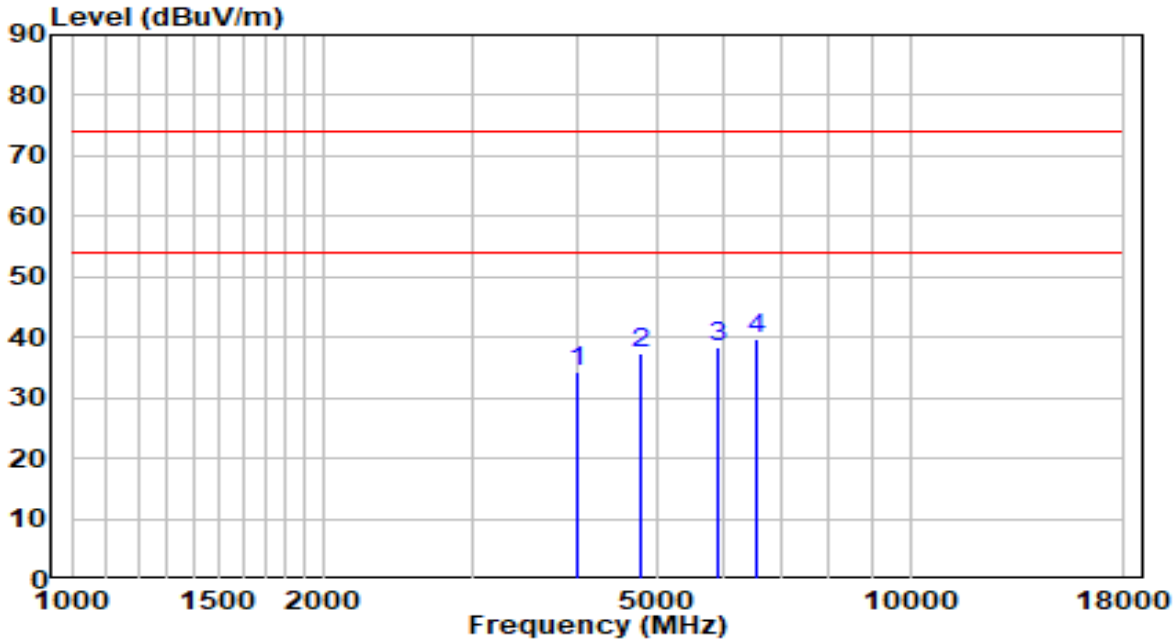

No		Frequency (MHz)	Reading (dBuV)	C.F (dB)	Measurement (dBuV/m)	Margin (dB)	Limit (dBuV/m)	Remark (QP/PK/AV)
1		4000.500	33.51	0.88	34.39	-39.61	74.00	Peak
2		4774.000	34.21	3.21	37.41	-36.59	74.00	Peak
3		5887.500	32.69	5.53	38.22	-35.78	74.00	Peak
4	*	6567.500	31.31	8.39	39.71	-34.29	74.00	Peak

Note:

1. " *", means this data is the worst emission level.
2. C.F (Correction Factor) = Antenna Factor (dB)+ Cable Loss (dB)- Preamplifier(dB).
3. Measurement(dBuV/m) = Reading(dBuV) + C.F (Correction Factor).
4.The emission levels of other frequencies are very lower than the limit and not show in test report.

EUT	AX5400 Wi-Fi 6 Router	Date of Test	2020-09-24
Factor	BBHA 9120D (1GHz~18GHz)_2020	Temp. / Humidity	25°C/53%
Polarity	Vertical	Site / Test Engineer	AC1 / Jay Chu
Test Mode	Transmit by 802.11n-HT40 at channel 2422MHz (CDD Mode)	Test Voltage	120V/60Hz

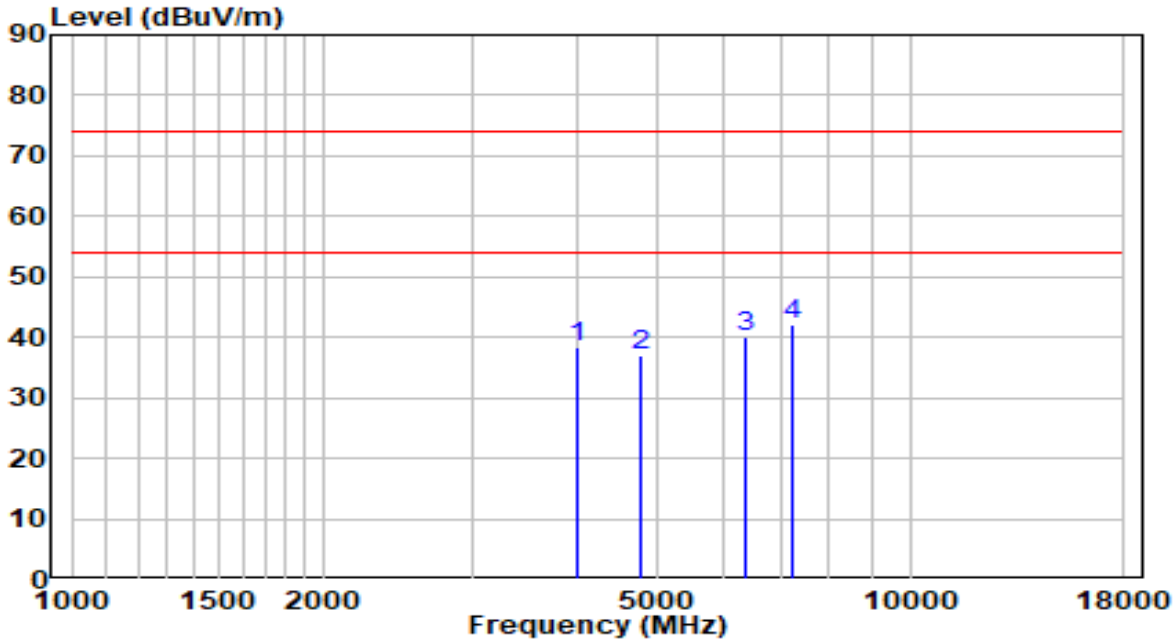

No		Frequency (MHz)	Reading (dBuV)	C.F (dB)	Measurement (dBuV/m)	Margin (dB)	Limit (dBuV/m)	Remark (QP/PK/AV)
1		4000.500	37.64	0.88	38.52	-35.48	74.00	Peak
2		4782.500	33.95	3.23	37.18	-36.82	74.00	Peak
3		6355.000	32.58	7.46	40.04	-33.96	74.00	Peak
4	*	7213.500	31.06	10.90	41.97	-32.03	74.00	Peak

Note:

1. " *", means this data is the worst emission level.
2. C.F (Correction Factor) = Antenna Factor (dB)+ Cable Loss (dB)- Preamplifier(dB).
3. Measurement(dBuV/m) = Reading(dBuV) + C.F (Correction Factor).
4.The emission levels of other frequencies are very lower than the limit and not show in test report.

EUT	AX5400 Wi-Fi 6 Router	Date of Test	2020-09-24
Factor	BBHA 9120D (1GHz~18GHz)_2020	Temp. / Humidity	25°C/53%
Polarity	Horizontal	Site / Test Engineer	AC1 / Jay Chu
Test Mode	Transmit by 802.11n-HT40 at channel 2437MHz (CDD Mode)	Test Voltage	120V/60Hz

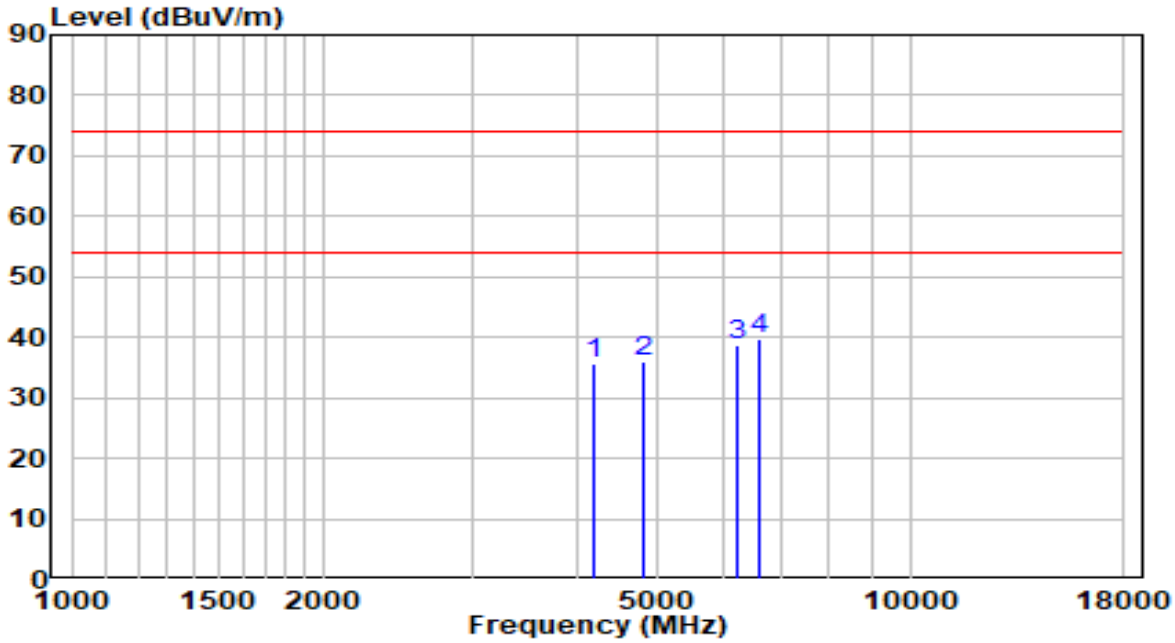

No		Frequency (MHz)	Reading (dBuV)	C.F (dB)	Measurement (dBuV/m)	Margin (dB)	Limit (dBuV/m)	Remark (QP/PK/AV)
1		4187.500	34.05	1.51	35.55	-38.45	74.00	Peak
2		4799.500	32.81	3.27	36.08	-37.92	74.00	Peak
3		6219.000	31.71	6.86	38.57	-35.43	74.00	Peak
4	*	6593.000	31.19	8.51	39.69	-34.31	74.00	Peak

Note:

1. " *", means this data is the worst emission level.
2. C.F (Correction Factor) = Antenna Factor (dB)+ Cable Loss (dB)- Preamplifier(dB).
3. Measurement(dBuV/m) = Reading(dBuV) + C.F (Correction Factor).
4.The emission levels of other frequencies are very lower than the limit and not show in test report.

EUT	AX5400 Wi-Fi 6 Router	Date of Test	2020-09-24
Factor	BBHA 9120D (1GHz~18GHz)_2020	Temp. / Humidity	25°C/53%
Polarity	Vertical	Site / Test Engineer	AC1 / Jay Chu
Test Mode	Transmit by 802.11n-HT40 at channel 2437MHz (CDD Mode)	Test Voltage	120V/60Hz

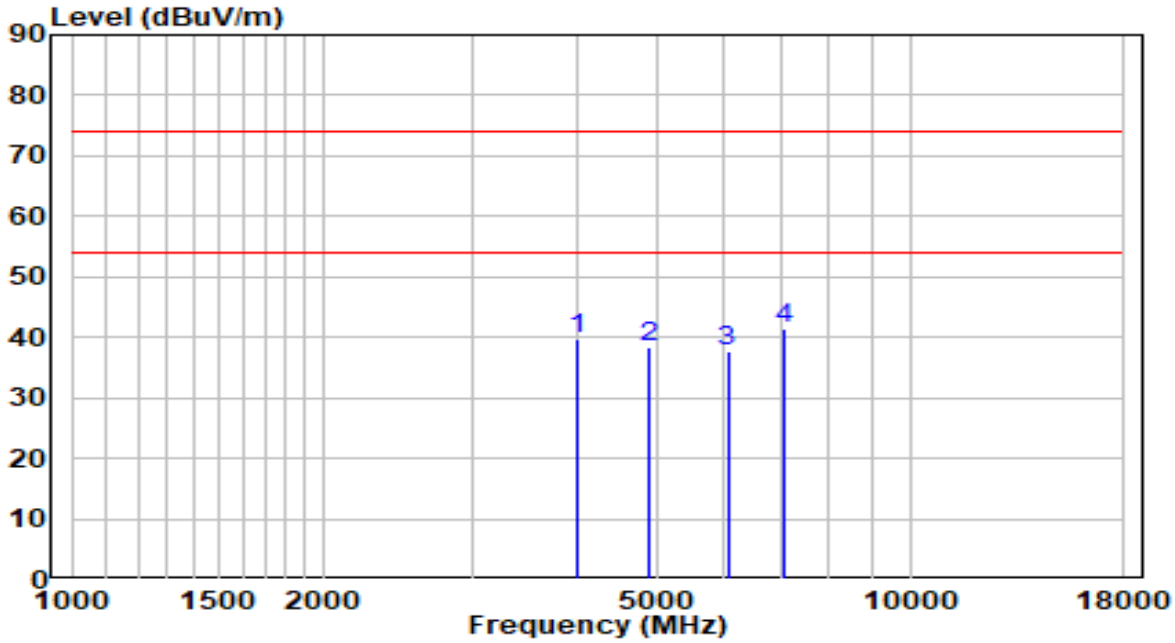

No		Frequency (MHz)	Reading (dBuV)	C.F (dB)	Measurement (dBuV/m)	Margin (dB)	Limit (dBuV/m)	Remark (QP/PK/AV)
1		4000.500	38.98	0.88	39.87	-34.13	74.00	Peak
2		4867.500	35.07	3.43	38.50	-35.50	74.00	Peak
3		6057.500	31.65	6.14	37.80	-36.20	74.00	Peak
4	*	7052.000	30.96	10.45	41.40	-32.60	74.00	Peak

Note:

1. " *", means this data is the worst emission level.
2. C.F (Correction Factor) = Antenna Factor (dB)+ Cable Loss (dB)- Preamplifier(dB).
3. Measurement(dBuV/m) = Reading(dBuV) + C.F (Correction Factor).
4.The emission levels of other frequencies are very lower than the limit and not show in test report.

EUT	AX5400 Wi-Fi 6 Router	Date of Test	2020-09-24
Factor	BBHA 9120D (1GHz~18GHz)_2020	Temp. / Humidity	25°C/53%
Polarity	Horizontal	Site / Test Engineer	AC1 / Jay Chu
Test Mode	Transmit by 802.11n-HT40 at channel 2452MHz (CDD Mode)	Test Voltage	120V/60Hz

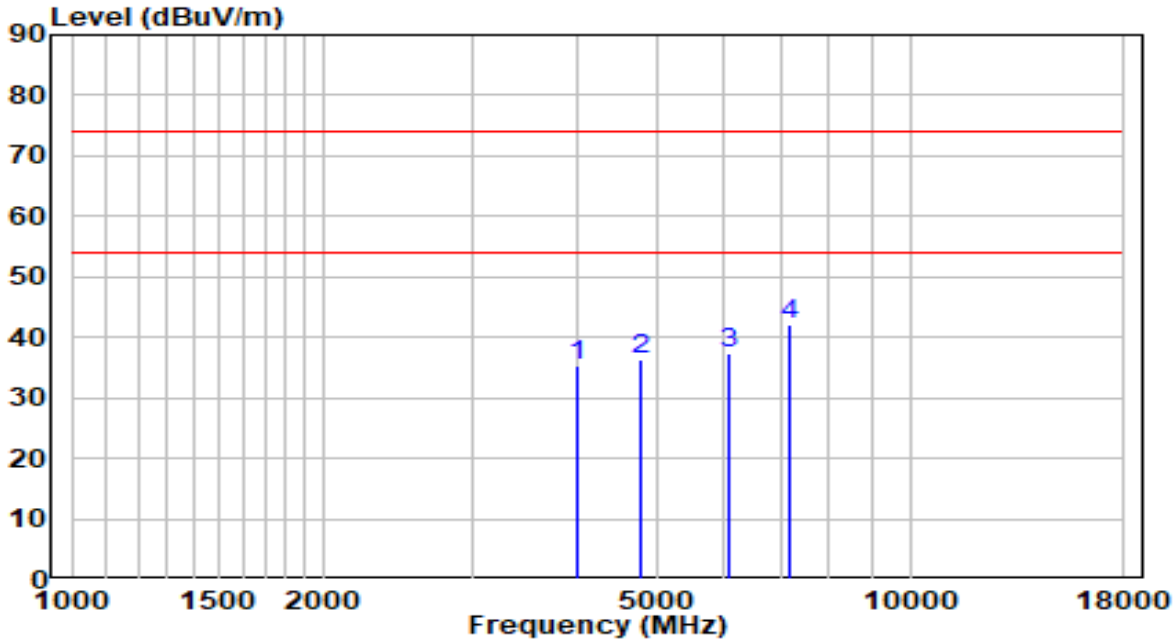

No		Frequency (MHz)	Reading (dBuV)	C.F (dB)	Measurement (dBuV/m)	Margin (dB)	Limit (dBuV/m)	Remark (QP/PK/AV)
1		4000.500	34.36	0.88	35.24	-38.76	74.00	Peak
2		4782.500	33.23	3.23	36.46	-37.54	74.00	Peak
3		6066.000	31.35	6.18	37.53	-36.47	74.00	Peak
4	*	7196.500	31.40	10.86	42.25	-31.75	74.00	Peak

Note:

1. " *", means this data is the worst emission level.
2. C.F (Correction Factor) = Antenna Factor (dB)+ Cable Loss (dB)- Preamplifier(dB).
3. Measurement(dBuV/m) = Reading(dBuV) + C.F (Correction Factor).
4.The emission levels of other frequencies are very lower than the limit and not show in test report.

EUT	AX5400 Wi-Fi 6 Router	Date of Test	2020-09-24
Factor	BBHA 9120D (1GHz~18GHz)_2020	Temp. / Humidity	25°C/53%
Polarity	Vertical	Site / Test Engineer	AC1 / Jay Chu
Test Mode	Transmit by 802.11n-HT40 at channel 2452MHz (CDD Mode)	Test Voltage	120V/60Hz

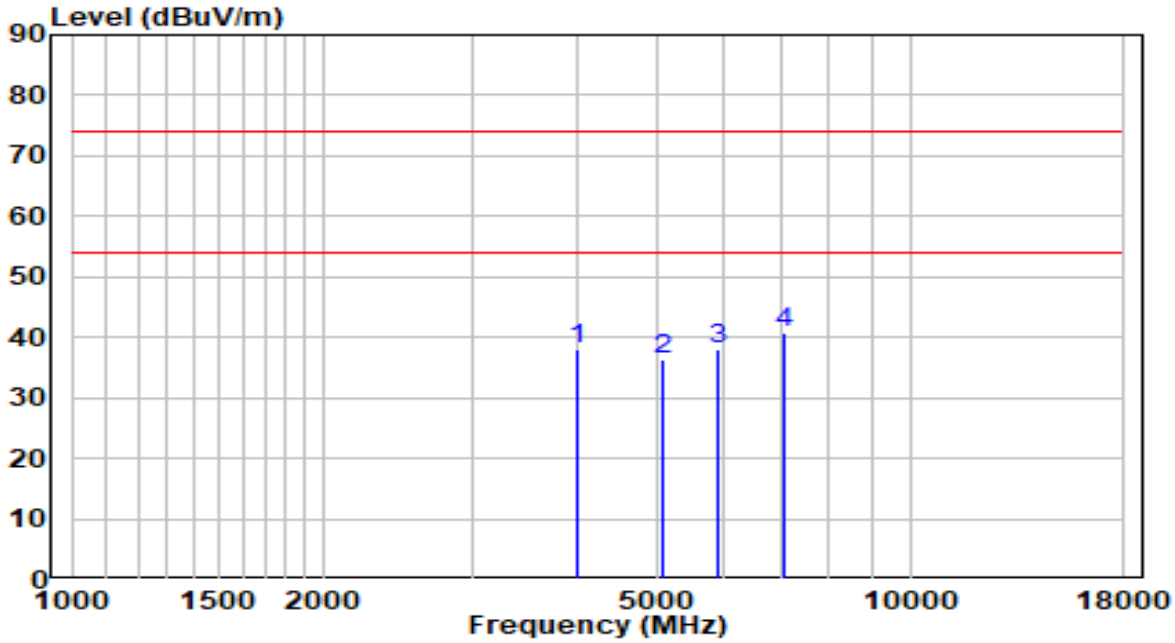

No		Frequency (MHz)	Reading (dBuV)	C.F (dB)	Measurement (dBuV/m)	Margin (dB)	Limit (dBuV/m)	Remark (QP/PK/AV)
1		4000.500	37.02	0.88	37.90	-36.10	74.00	Peak
2		5080.000	32.45	3.83	36.28	-37.72	74.00	Peak
3		5887.500	32.40	5.53	37.92	-36.08	74.00	Peak
4	*	7060.500	30.12	10.47	40.59	-33.41	74.00	Peak

Note:

1. " *", means this data is the worst emission level.
2. C.F (Correction Factor) = Antenna Factor (dB)+ Cable Loss (dB)- Preamplifier(dB).
3. Measurement(dBuV/m) = Reading(dBuV) + C.F (Correction Factor).
4.The emission levels of other frequencies are very lower than the limit and not show in test report.

EUT	AX5400 Wi-Fi 6 Router	Date of Test	2020-09-24
Factor	BBHA 9120D (1GHz~18GHz)_2020	Temp. / Humidity	25°C/53%
Polarity	Horizontal	Site / Test Engineer	AC1 / Jay Chu
Test Mode	Transmit by 802.11ax-HE20 at channel 2412MHz (CDD Mode)	Test Voltage	120V/60Hz

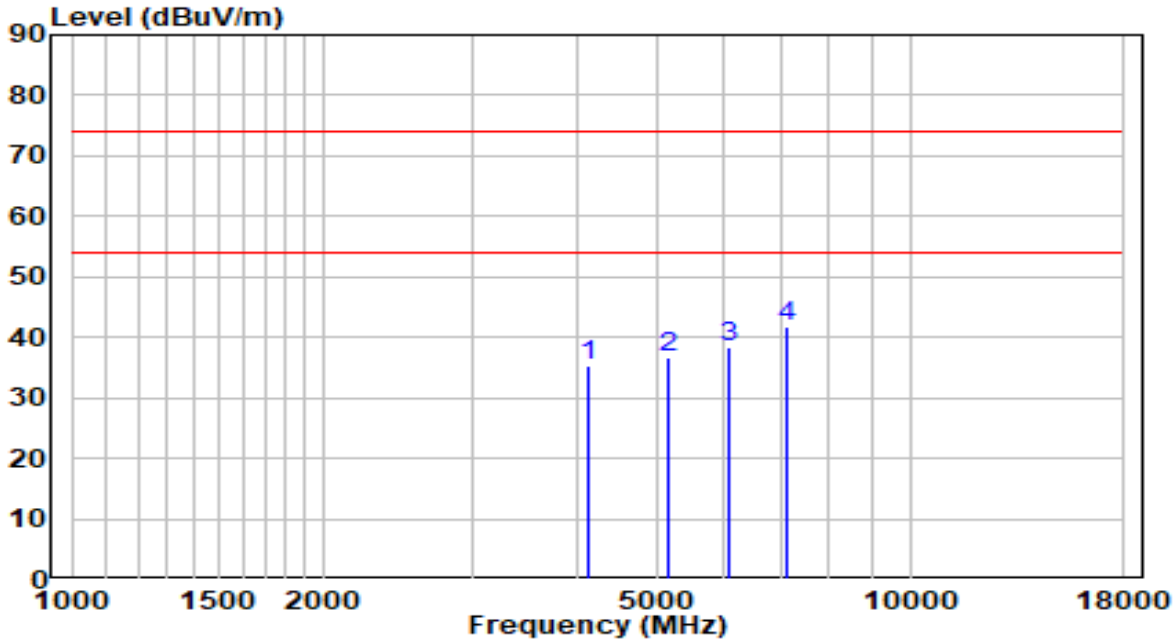

No		Frequency (MHz)	Reading (dBuV)	C.F (dB)	Measurement (dBuV/m)	Margin (dB)	Limit (dBuV/m)	Remark (QP/PK/AV)
1		4119.500	33.98	1.28	35.26	-38.74	74.00	Peak
2		5131.000	32.73	3.89	36.62	-37.38	74.00	Peak
3		6074.500	31.99	6.22	38.21	-35.79	74.00	Peak
4	*	7103.000	31.07	10.59	41.66	-32.34	74.00	Peak

Note:

1. " *", means this data is the worst emission level.
2. C.F (Correction Factor) = Antenna Factor (dB)+ Cable Loss (dB)- Preamplifier(dB).
3. Measurement(dBuV/m) = Reading(dBuV) + C.F (Correction Factor).
4.The emission levels of other frequencies are very lower than the limit and not show in test report.

EUT	AX5400 Wi-Fi 6 Router	Date of Test	2020-09-24
Factor	BBHA 9120D (1GHz~18GHz)_2020	Temp. / Humidity	25°C/53%
Polarity	Vertical	Site / Test Engineer	AC1 / Jay Chu
Test Mode	Transmit by 802.11ax-HE20 at channel 2412MHz (CDD Mode)	Test Voltage	120V/60Hz

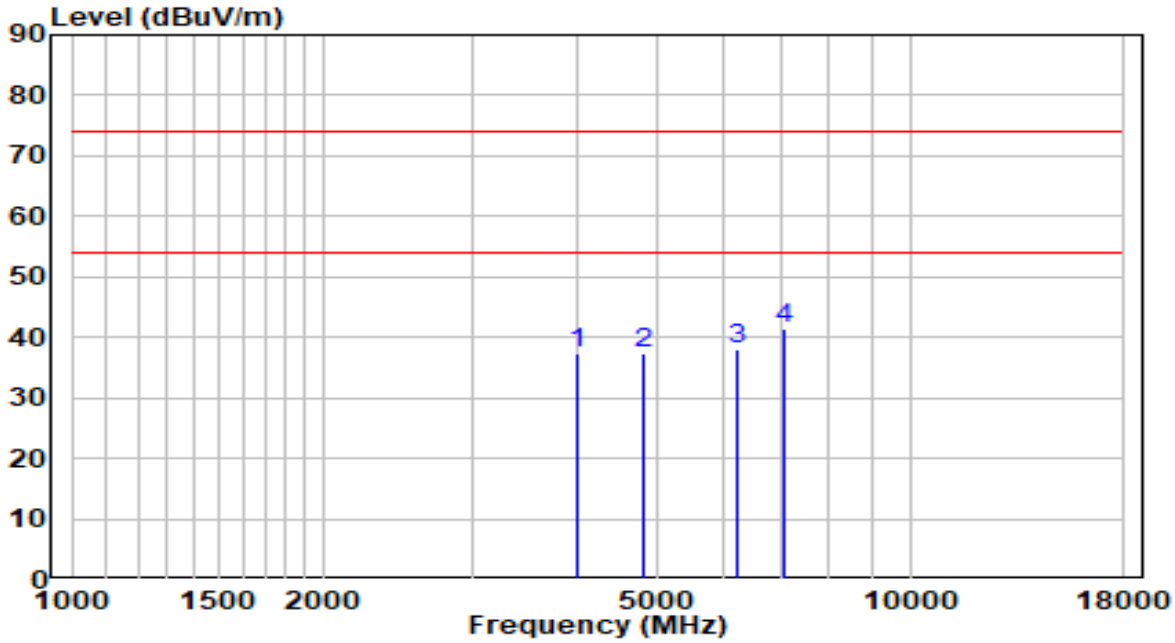

No		Frequency (MHz)	Reading (dBuV)	C.F (dB)	Measurement (dBuV/m)	Margin (dB)	Limit (dBuV/m)	Remark (QP/PK/AV)
1		4000.500	36.33	0.88	37.21	-36.79	74.00	Peak
2		4825.000	34.11	3.33	37.44	-36.56	74.00	Peak
3		6202.000	31.35	6.78	38.13	-35.87	74.00	Peak
4	*	7077.500	30.88	10.52	41.40	-32.60	74.00	Peak

Note:

1. " *", means this data is the worst emission level.
2. C.F (Correction Factor) = Antenna Factor (dB)+ Cable Loss (dB)- Preamplifier(dB).
3. Measurement(dBuV/m) = Reading(dBuV) + C.F (Correction Factor).
4.The emission levels of other frequencies are very lower than the limit and not show in test report.

EUT	AX5400 Wi-Fi 6 Router	Date of Test	2020-09-24
Factor	BBHA 9120D (1GHz~18GHz)_2020	Temp. / Humidity	25°C/53%
Polarity	Horizontal	Site / Test Engineer	AC1 / Jay Chu
Test Mode	Transmit by 802.11ax-HE20 at channel 2437MHz (CDD Mode)	Test Voltage	120V/60Hz

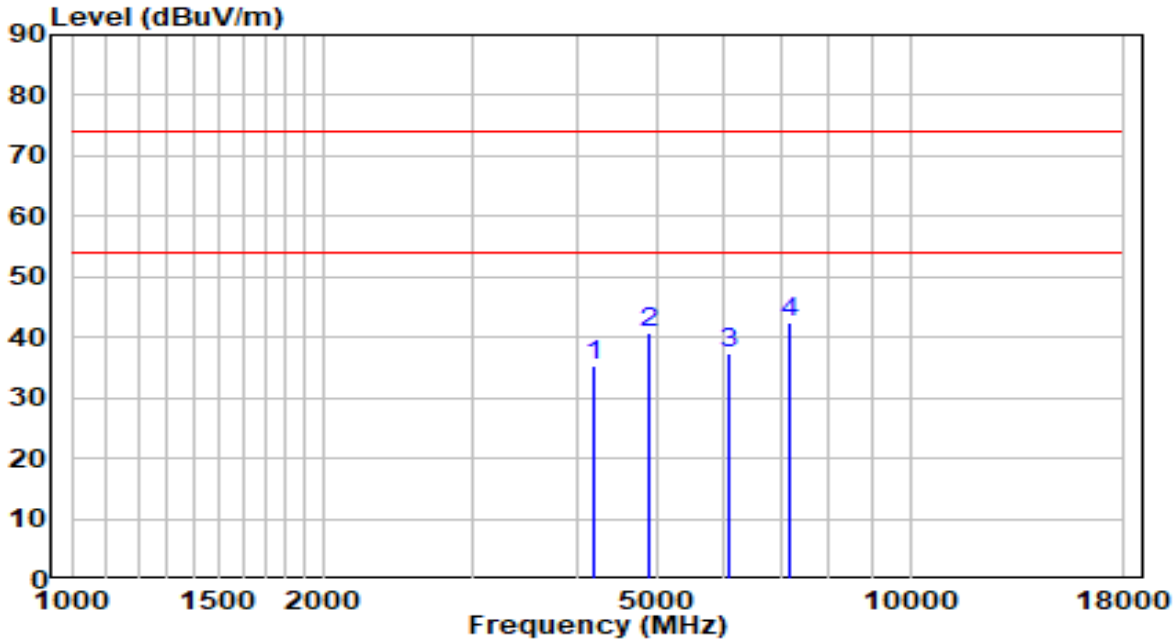

No		Frequency (MHz)	Reading (dBuV)	C.F (dB)	Measurement (dBuV/m)	Margin (dB)	Limit (dBuV/m)	Remark (QP/PK/AV)
1		4196.000	33.88	1.53	35.42	-38.58	74.00	Peak
2		4876.000	37.23	3.45	40.69	-33.31	74.00	Peak
3		6074.500	31.25	6.22	37.47	-36.53	74.00	Peak
4	*	7205.000	31.72	10.88	42.60	-31.40	74.00	Peak

Note:

1. " *", means this data is the worst emission level.
2. C.F (Correction Factor) = Antenna Factor (dB)+ Cable Loss (dB)- Preamplifier(dB).
3. Measurement(dBuV/m) = Reading(dBuV) + C.F (Correction Factor).
4.The emission levels of other frequencies are very lower than the limit and not show in test report.

EUT	AX5400 Wi-Fi 6 Router	Date of Test	2020-09-24
Factor	BBHA 9120D (1GHz~18GHz)_2020	Temp. / Humidity	25°C/53%
Polarity	Vertical	Site / Test Engineer	AC1 / Jay Chu
Test Mode	Transmit by 802.11ax-HE20 at channel 2437MHz (CDD Mode)	Test Voltage	120V/60Hz

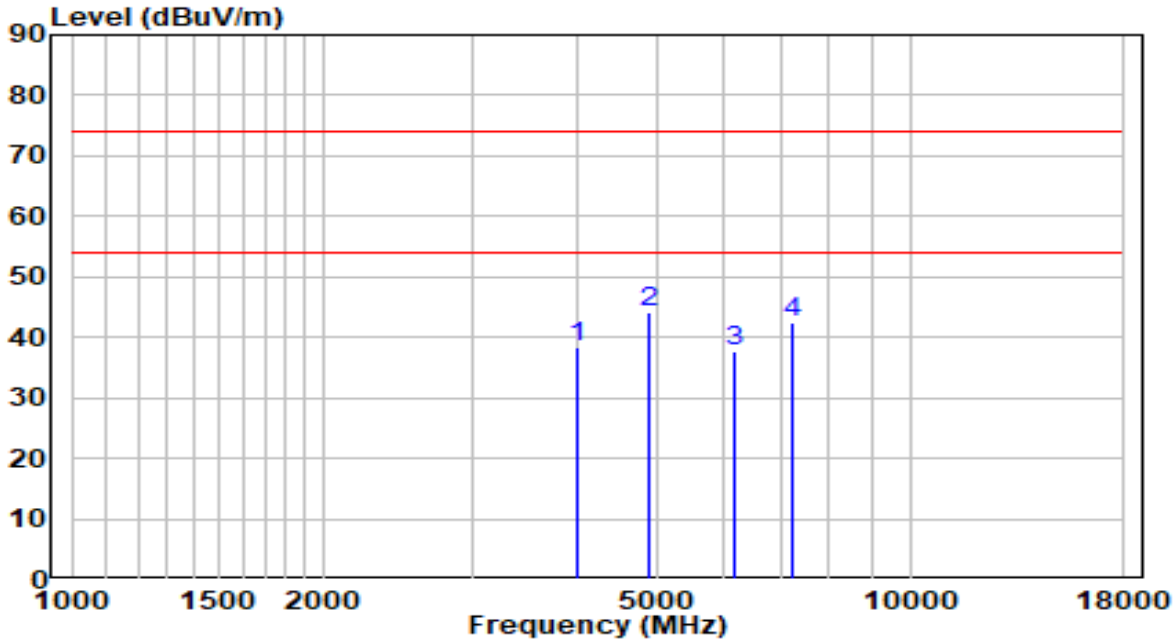

No		Frequency (MHz)	Reading (dBuV)	C.F (dB)	Measurement (dBuV/m)	Margin (dB)	Limit (dBuV/m)	Remark (QP/PK/AV)
1		4000.500	37.42	0.88	38.30	-35.70	74.00	Peak
2	*	4876.000	40.56	3.45	44.01	-29.99	74.00	Peak
3		6193.500	31.06	6.74	37.80	-36.20	74.00	Peak
4		7213.500	31.49	10.90	42.39	-31.61	74.00	Peak

Note:

1. " *", means this data is the worst emission level.
2. C.F (Correction Factor) = Antenna Factor (dB)+ Cable Loss (dB)- Preamplifier(dB).
3. Measurement(dBuV/m) = Reading(dBuV) + C.F (Correction Factor).
4.The emission levels of other frequencies are very lower than the limit and not show in test report.

EUT	AX5400 Wi-Fi 6 Router	Date of Test	2020-09-24
Factor	BBHA 9120D (1GHz~18GHz)_2020	Temp. / Humidity	25°C/53%
Polarity	Horizontal	Site / Test Engineer	AC1 / Jay Chu
Test Mode	Transmit by 802.11ax-HE20 at channel 2462MHz (CDD Mode)	Test Voltage	120V/60Hz

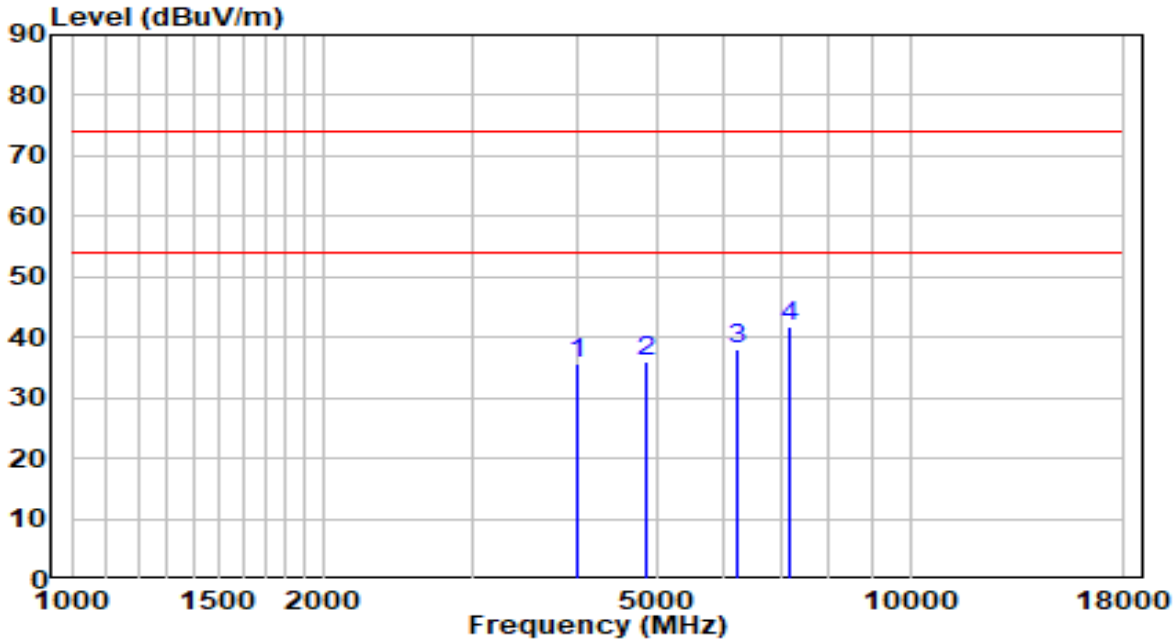

No		Frequency (MHz)	Reading (dBuV)	C.F (dB)	Measurement (dBuV/m)	Margin (dB)	Limit (dBuV/m)	Remark (QP/PK/AV)
1		4000.500	34.74	0.88	35.62	-38.38	74.00	Peak
2		4859.000	32.72	3.41	36.14	-37.86	74.00	Peak
3		6210.500	31.05	6.82	37.87	-36.13	74.00	Peak
4	*	7205.000	31.05	10.88	41.93	-32.07	74.00	Peak

Note:

1. " *", means this data is the worst emission level.
2. C.F (Correction Factor) = Antenna Factor (dB)+ Cable Loss (dB)- Preamplifier(dB).
3. Measurement(dBuV/m) = Reading(dBuV) + C.F (Correction Factor).
4.The emission levels of other frequencies are very lower than the limit and not show in test report.

EUT	AX5400 Wi-Fi 6 Router	Date of Test	2020-09-24
Factor	BBHA 9120D (1GHz~18GHz)_2020	Temp. / Humidity	25°C/53%
Polarity	Vertical	Site / Test Engineer	AC1 / Jay Chu
Test Mode	Transmit by 802.11ax-HE20 at channel 2462MHz (CDD Mode)	Test Voltage	120V/60Hz

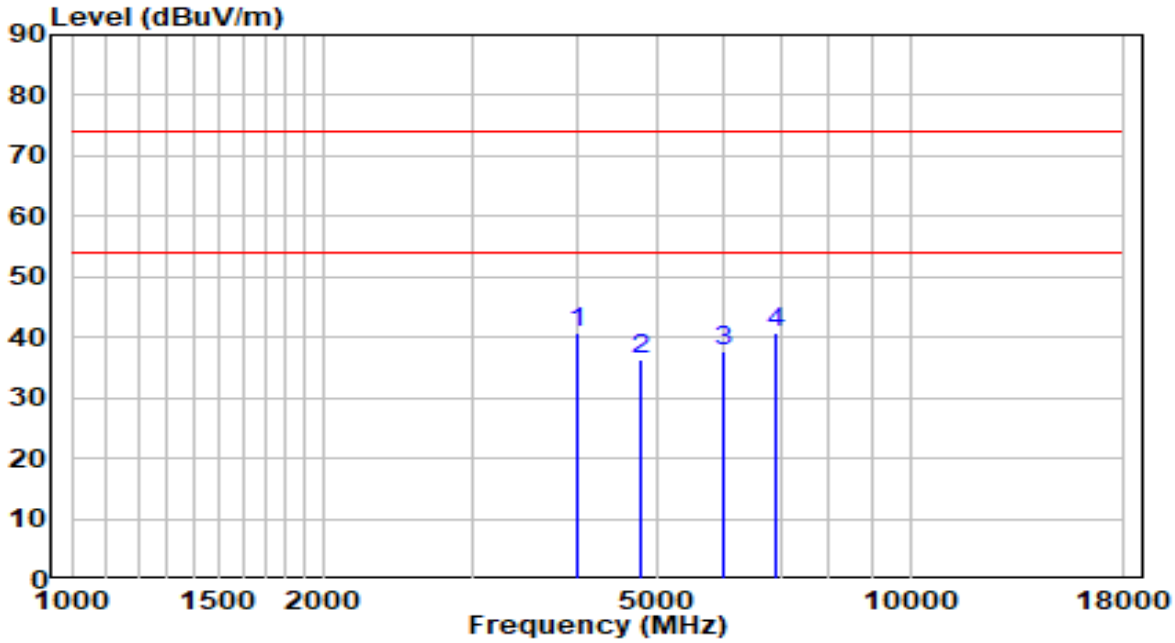

No		Frequency (MHz)	Reading (dBuV)	C.F (dB)	Measurement (dBuV/m)	Margin (dB)	Limit (dBuV/m)	Remark (QP/PK/AV)
1	*	4000.500	39.85	0.88	40.73	-33.27	74.00	Peak
2		4782.500	33.17	3.23	36.40	-37.60	74.00	Peak
3		5972.500	32.03	5.80	37.83	-36.17	74.00	Peak
4		6890.500	30.88	9.82	40.70	-33.30	74.00	Peak

Note:

1. " *", means this data is the worst emission level.
2. C.F (Correction Factor) = Antenna Factor (dB)+ Cable Loss (dB)- Preamplifier(dB).
3. Measurement(dBuV/m) = Reading(dBuV) + C.F (Correction Factor).
4.The emission levels of other frequencies are very lower than the limit and not show in test report.

EUT	AX5400 Wi-Fi 6 Router	Date of Test	2020-09-24
Factor	BBHA 9120D (1GHz~18GHz)_2020	Temp. / Humidity	25°C/53%
Polarity	Horizontal	Site / Test Engineer	AC1 / Jay Chu
Test Mode	Transmit by 802.11ax-HE40 at channel 2422MHz (CDD Mode)	Test Voltage	120V/60Hz

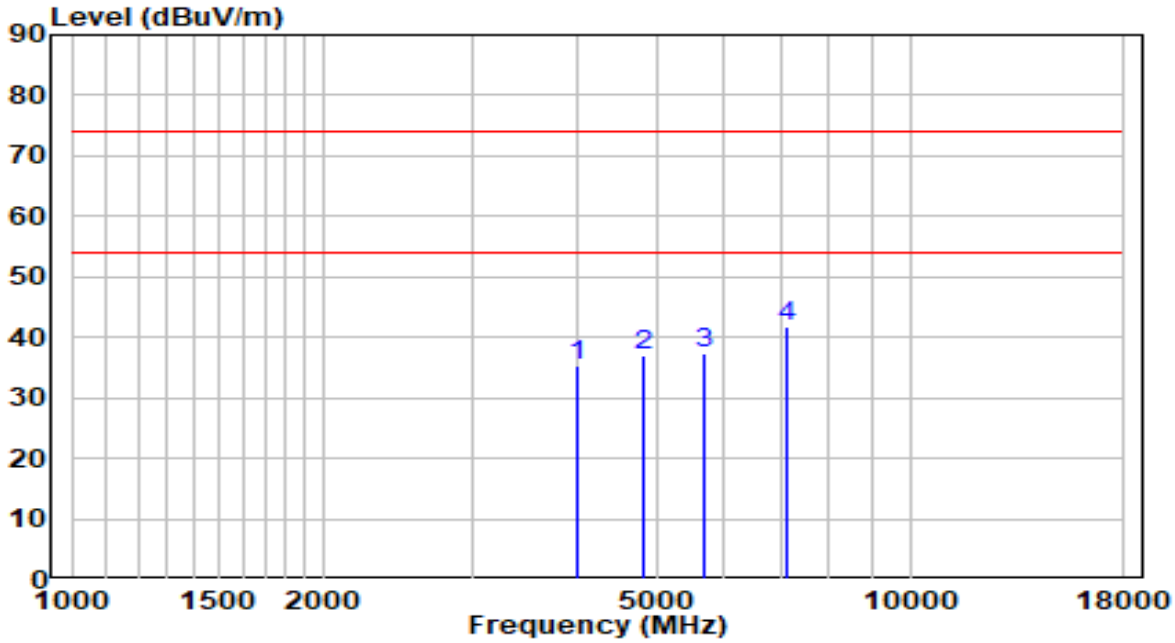

No		Frequency (MHz)	Reading (dBuV)	C.F (dB)	Measurement (dBuV/m)	Margin (dB)	Limit (dBuV/m)	Remark (QP/PK/AV)
1		4000.500	34.34	0.88	35.22	-38.78	74.00	Peak
2		4799.500	33.64	3.27	36.91	-37.09	74.00	Peak
3		5675.000	32.49	4.84	37.32	-36.68	74.00	Peak
4	*	7128.500	31.27	10.66	41.93	-32.07	74.00	Peak

Note:

1. " *", means this data is the worst emission level.
2. C.F (Correction Factor) = Antenna Factor (dB)+ Cable Loss (dB)- Preamplifier(dB).
3. Measurement(dBuV/m) = Reading(dBuV) + C.F (Correction Factor).
4.The emission levels of other frequencies are very lower than the limit and not show in test report.

EUT	AX5400 Wi-Fi 6 Router	Date of Test	2020-09-24
Factor	BBHA 9120D (1GHz~18GHz)_2020	Temp. / Humidity	25°C/53%
Polarity	Vertical	Site / Test Engineer	AC1 / Jay Chu
Test Mode	Transmit by 802.11ax-HE40 at channel 2422MHz (CDD Mode)	Test Voltage	120V/60Hz

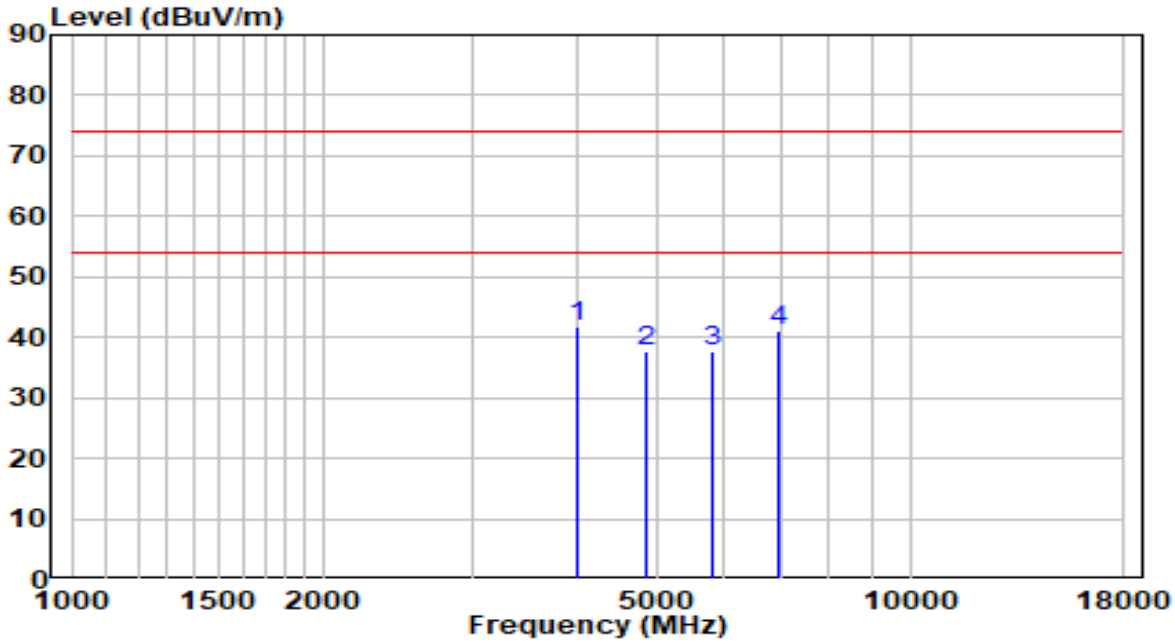

No		Frequency (MHz)	Reading (dBuV)	C.F (dB)	Measurement (dBuV/m)	Margin (dB)	Limit (dBuV/m)	Remark (QP/PK/AV)
1	*	4000.500	40.86	0.88	41.74	-32.26	74.00	Peak
2		4850.500	34.15	3.39	37.54	-36.46	74.00	Peak
3		5819.500	32.47	5.31	37.77	-36.23	74.00	Peak
4		6950.000	30.85	10.08	40.93	-33.07	74.00	Peak

Note:

1. " *", means this data is the worst emission level.
2. C.F (Correction Factor) = Antenna Factor (dB)+ Cable Loss (dB)- Preamplifier(dB).
3. Measurement(dBuV/m) = Reading(dBuV) + C.F (Correction Factor).
4.The emission levels of other frequencies are very lower than the limit and not show in test report.

EUT	AX5400 Wi-Fi 6 Router	Date of Test	2020-09-24
Factor	BBHA 9120D (1GHz~18GHz)_2020	Temp. / Humidity	25°C/53%
Polarity	Horizontal	Site / Test Engineer	AC1 / Jay Chu
Test Mode	Transmit by 802.11ax-HE40 at channel 2437MHz (CDD Mode)	Test Voltage	120V/60Hz

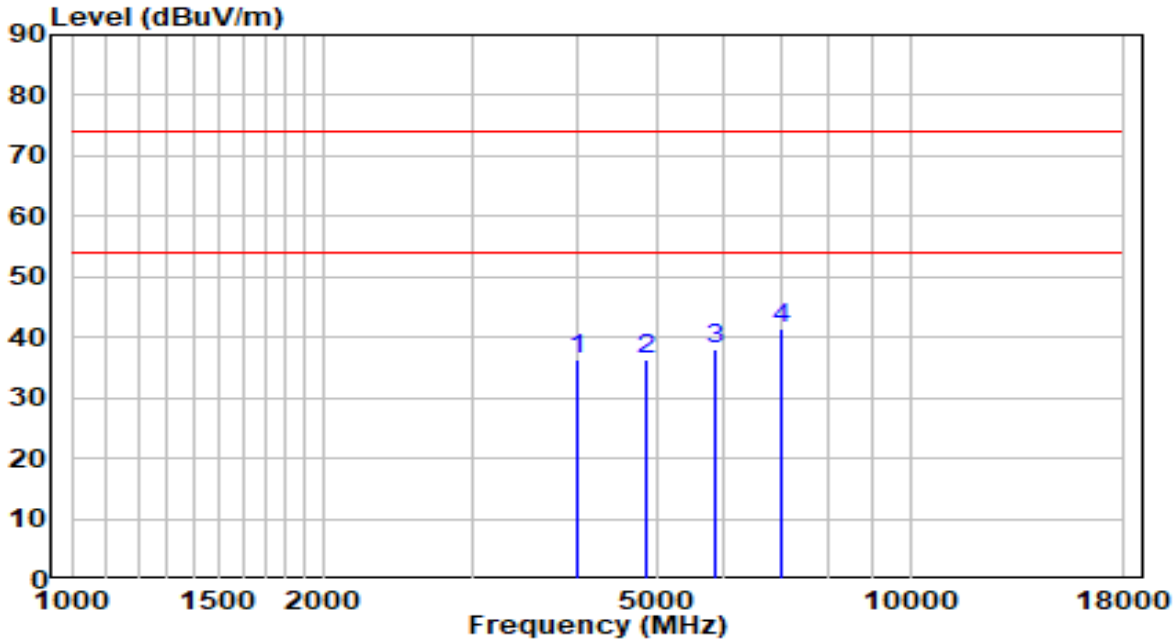

No		Frequency (MHz)	Reading (dBuV)	C.F (dB)	Measurement (dBuV/m)	Margin (dB)	Limit (dBuV/m)	Remark (QP/PK/AV)
1		4000.500	35.35	0.88	36.23	-37.77	74.00	Peak
2		4850.500	32.80	3.39	36.19	-37.81	74.00	Peak
3		5862.000	32.63	5.44	38.07	-35.93	74.00	Peak
4	*	7043.500	31.04	10.42	41.46	-32.54	74.00	Peak

Note:

1. " *", means this data is the worst emission level.
2. C.F (Correction Factor) = Antenna Factor (dB)+ Cable Loss (dB)- Preamplifier(dB).
3. Measurement(dBuV/m) = Reading(dBuV) + C.F (Correction Factor).
4.The emission levels of other frequencies are very lower than the limit and not show in test report.

EUT	AX5400 Wi-Fi 6 Router	Date of Test	2020-09-24
Factor	BBHA 9120D (1GHz~18GHz)_2020	Temp. / Humidity	25°C/53%
Polarity	Vertical	Site / Test Engineer	AC1 / Jay Chu
Test Mode	Transmit by 802.11ax-HE40 at channel 2437MHz (CDD Mode)	Test Voltage	120V/60Hz

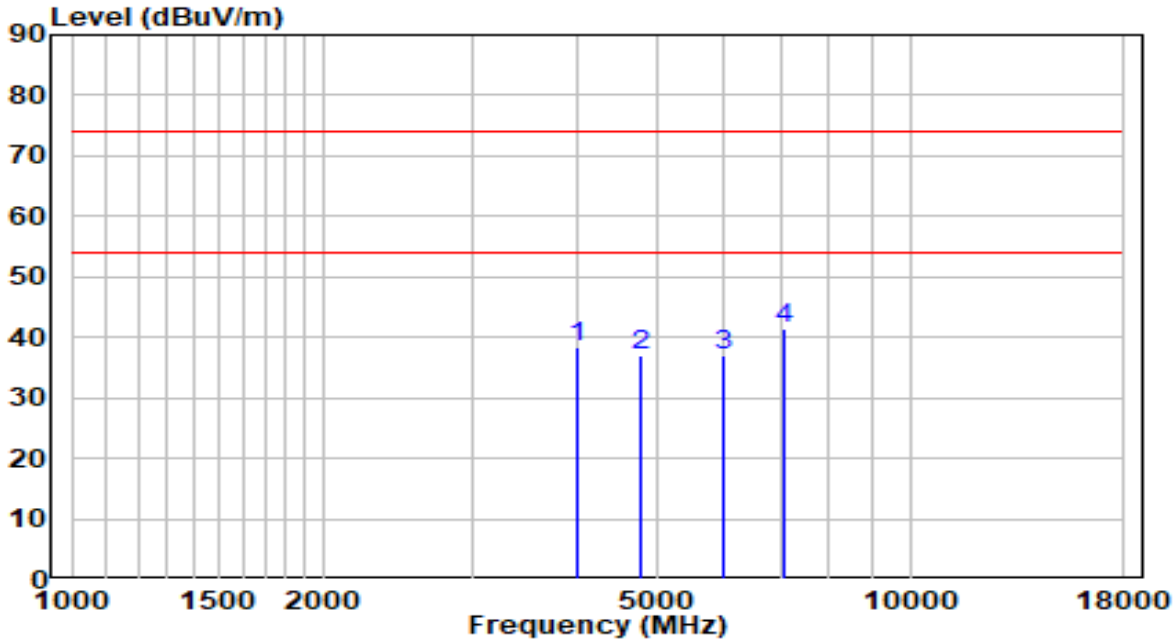

No		Frequency (MHz)	Reading (dBuV)	C.F (dB)	Measurement (dBuV/m)	Margin (dB)	Limit (dBuV/m)	Remark (QP/PK/AV)
1		4000.500	37.36	0.88	38.24	-35.76	74.00	Peak
2		4774.000	33.66	3.21	36.87	-37.13	74.00	Peak
3		5998.000	31.19	5.88	37.08	-36.92	74.00	Peak
4	*	7077.500	30.83	10.52	41.35	-32.65	74.00	Peak

Note:

1. " *", means this data is the worst emission level.
2. C.F (Correction Factor) = Antenna Factor (dB)+ Cable Loss (dB)- Preamplifier(dB).
3. Measurement(dBuV/m) = Reading(dBuV) + C.F (Correction Factor).
4.The emission levels of other frequencies are very lower than the limit and not show in test report.

EUT	AX5400 Wi-Fi 6 Router	Date of Test	2020-09-24
Factor	BBHA 9120D (1GHz~18GHz)_2020	Temp. / Humidity	25°C/53%
Polarity	Horizontal	Site / Test Engineer	AC1 / Jay Chu
Test Mode	Transmit by 802.11ax-HE40 at channel 2452MHz (CDD Mode)	Test Voltage	120V/60Hz

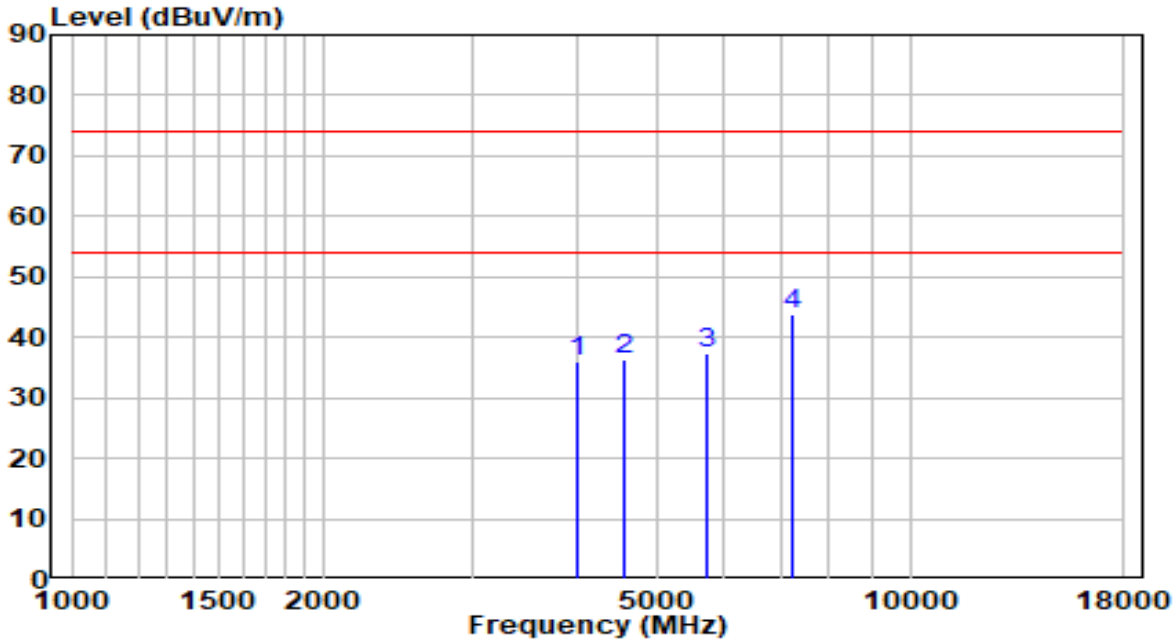

No		Frequency (MHz)	Reading (dBuV)	C.F (dB)	Measurement (dBuV/m)	Margin (dB)	Limit (dBuV/m)	Remark (QP/PK/AV)
1		4000.500	35.01	0.88	35.89	-38.11	74.00	Peak
2		4561.500	33.63	2.70	36.33	-37.67	74.00	Peak
3		5709.000	32.37	4.95	37.32	-36.68	74.00	Peak
4	*	7230.500	32.92	10.95	43.88	-30.12	74.00	Peak

Note:

1. " *", means this data is the worst emission level.
2. C.F (Correction Factor) = Antenna Factor (dB)+ Cable Loss (dB)- Preamplifier(dB).
3. Measurement(dBuV/m) = Reading(dBuV) + C.F (Correction Factor).
4.The emission levels of other frequencies are very lower than the limit and not show in test report.

EUT	AX5400 Wi-Fi 6 Router	Date of Test	2020-09-24
Factor	BBHA 9120D (1GHz~18GHz)_2020	Temp. / Humidity	25°C/53%
Polarity	Vertical	Site / Test Engineer	AC1 / Jay Chu
Test Mode	Transmit by 802.11ax-HE40 at channel 2452MHz (CDD Mode)	Test Voltage	120V/60Hz

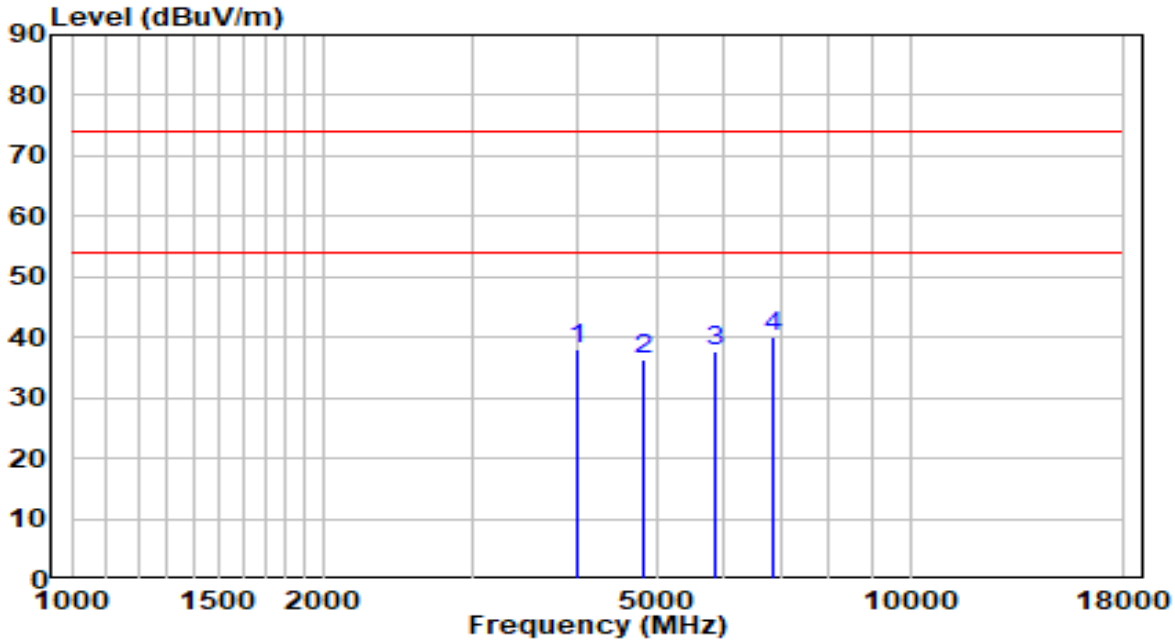

No		Frequency (MHz)	Reading (dBuV)	C.F (dB)	Measurement (dBuV/m)	Margin (dB)	Limit (dBuV/m)	Remark (QP/PK/AV)
1		4000.500	37.08	0.88	37.96	-36.04	74.00	Peak
2		4791.000	33.08	3.25	36.33	-37.67	74.00	Peak
3		5862.000	32.25	5.44	37.70	-36.30	74.00	Peak
4	*	6873.500	30.44	9.74	40.18	-33.82	74.00	Peak

Note:

1. " *", means this data is the worst emission level.
2. C.F (Correction Factor) = Antenna Factor (dB)+ Cable Loss (dB)- Preamplifier(dB).
3. Measurement(dBuV/m) = Reading(dBuV) + C.F (Correction Factor).
4.The emission levels of other frequencies are very lower than the limit and not show in test report.

EUT	AX5400 Wi-Fi 6 Router	Date of Test	2020-10-07
Factor	BBHA 9120D (1GHz~18GHz)_2020	Temp. / Humidity	26°C/44.5%
Polarity	Horizontal	Site / Test Engineer	AC1 / Jay Chu
Test Mode	Transmit by 802.11ax-HE20 at channel 2412MHz (Beamforming Mode)	Test Voltage	120V/60Hz

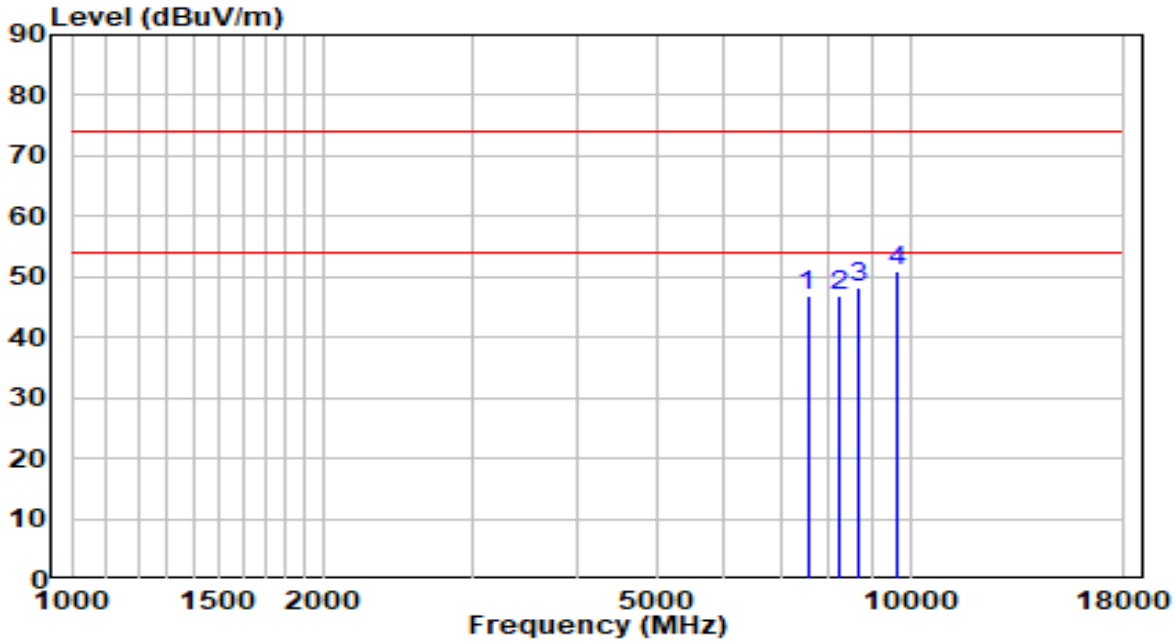

No		Frequency (MHz)	Reading (dBuV)	C.F (dB)	Measurement (dBuV/m)	Margin (dB)	Limit (dBuV/m)	Remark (QP/PK/AV)
1		7545.000	35.10	11.79	46.89	-27.11	74.00	Peak
2		8225.000	34.41	12.50	46.91	-27.09	74.00	Peak
3		8701.000	35.27	12.95	48.22	-25.78	74.00	Peak
4	*	9619.000	36.27	14.64	50.92	-23.08	74.00	Peak

Note:

1. " *", means this data is the worst emission level.
2. C.F (Correction Factor) = Antenna Factor (dB)+ Cable Loss (dB)- Preamplifier(dB).
3. Measurement(dBuV/m) = Reading(dBuV) + C.F (Correction Factor).
4.The emission levels of other frequencies are very lower than the limit and not show in test report.

EUT	AX5400 Wi-Fi 6 Router	Date of Test	2020-10-07
Factor	BBHA 9120D (1GHz~18GHz)_2020	Temp. / Humidity	26°C/44.5%
Polarity	Vertical	Site / Test Engineer	AC1 / Jay Chu
Test Mode	Transmit by 802.11ax-HE20 at channel 2412MHz (Beamforming Mode)	Test Voltage	120V/60Hz

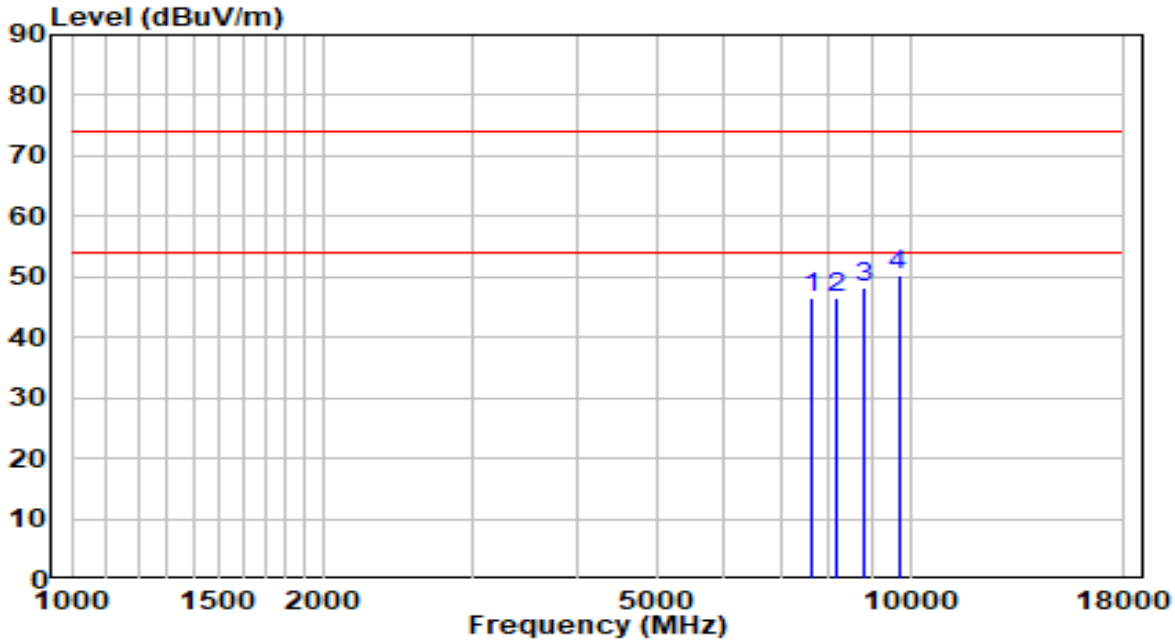

No		Frequency (MHz)	Reading (dBuV)	C.F (dB)	Measurement (dBuV/m)	Margin (dB)	Limit (dBuV/m)	Remark (QP/PK/AV)
1		7630.000	34.46	11.93	46.38	-27.62	74.00	Peak
2		8191.000	34.18	12.50	46.68	-27.32	74.00	Peak
3		8786.000	34.91	13.16	48.06	-25.94	74.00	Peak
4	*	9687.000	35.66	14.77	50.43	-23.57	74.00	Peak

Note:

1. " *", means this data is the worst emission level.
2. C.F (Correction Factor) = Antenna Factor (dB)+ Cable Loss (dB)- Preamplifier(dB).
3. Measurement(dBuV/m) = Reading(dBuV) + C.F (Correction Factor).
4.The emission levels of other frequencies are very lower than the limit and not show in test report.

EUT	AX5400 Wi-Fi 6 Router	Date of Test	2020-10-07
Factor	BBHA 9120D (1GHz~18GHz)_2020	Temp. / Humidity	26°C/44.5%
Polarity	Horizontal	Site / Test Engineer	AC1 / Jay Chu
Test Mode	Transmit by 802.11ax-HE20 at channel 2437MHz (Beamforming Mode)	Test Voltage	120V/60Hz

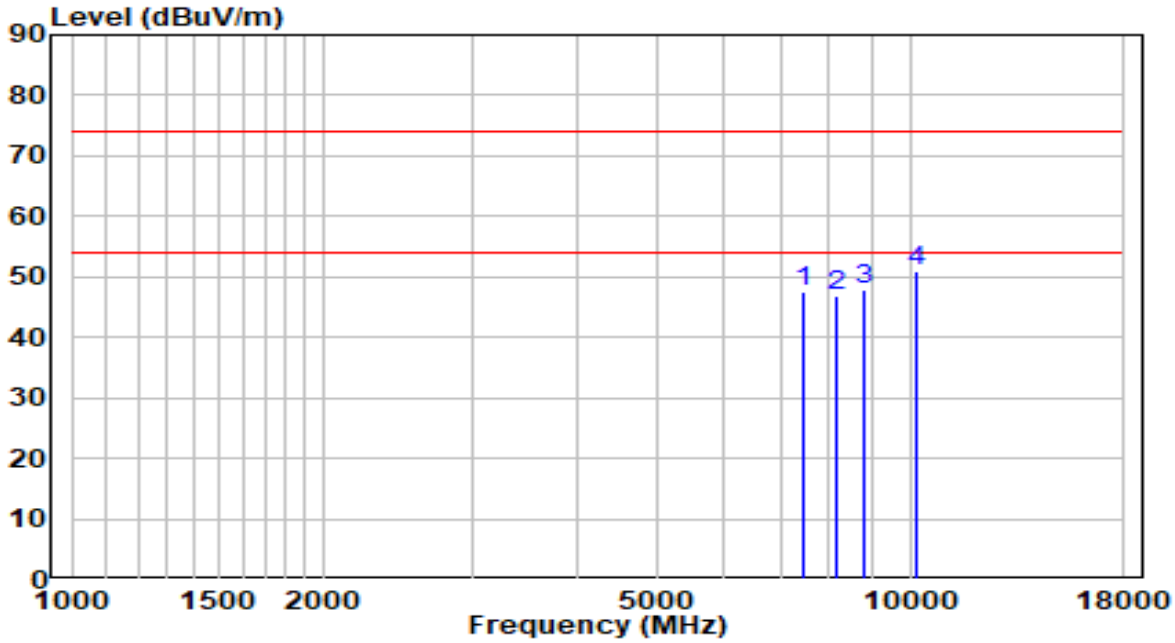

No		Frequency (MHz)	Reading (dBuV)	C.F (dB)	Measurement (dBuV/m)	Margin (dB)	Limit (dBuV/m)	Remark (QP/PK/AV)
1		7477.000	35.89	11.65	47.54	-26.46	74.00	Peak
2		8191.000	34.21	12.50	46.71	-27.29	74.00	Peak
3		8786.000	34.82	13.16	47.97	-26.03	74.00	Peak
4	*	10197.000	35.02	16.03	51.06	-22.94	74.00	Peak

Note:

1. " *", means this data is the worst emission level.
2. C.F (Correction Factor) = Antenna Factor (dB)+ Cable Loss (dB)- Preamplifier(dB).
3. Measurement(dBuV/m) = Reading(dBuV) + C.F (Correction Factor).
4.The emission levels of other frequencies are very lower than the limit and not show in test report.

EUT	AX5400 Wi-Fi 6 Router	Date of Test	2020-10-07
Factor	BBHA 9120D (1GHz~18GHz)_2020	Temp. / Humidity	26°C/44.5%
Polarity	Vertical	Site / Test Engineer	AC1 / Jay Chu
Test Mode	Transmit by 802.11ax-HE20 at channel 2437MHz (Beamforming Mode)	Test Voltage	120V/60Hz

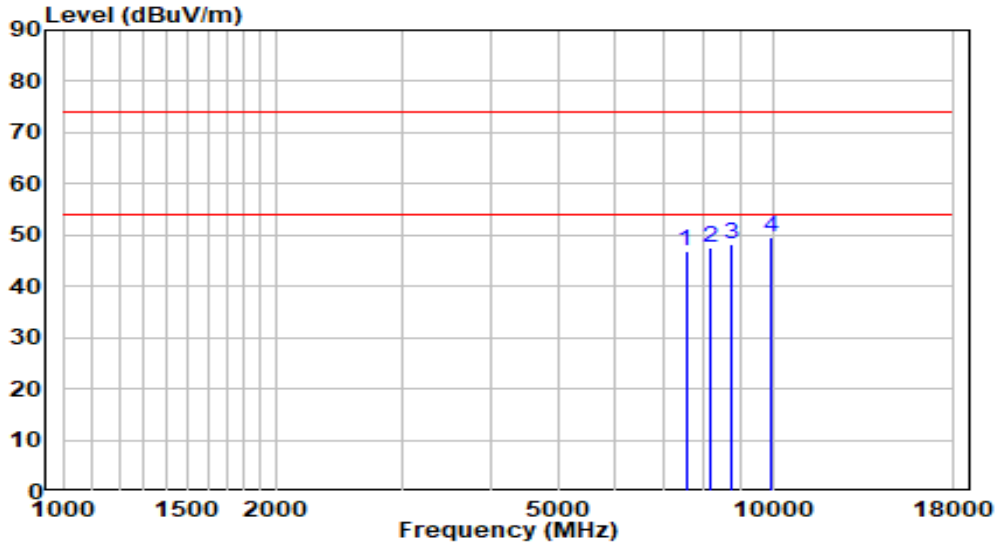

No		Frequency (MHz)	Reading (dBuV)	C.F (dB)	Measurement (dBuV/m)	Margin (dB)	Limit (dBuV/m)	Remark (QP/PK/AV)
1		7545.000	34.99	11.79	46.78	-27.22	74.00	Peak
2		8191.000	35.05	12.50	47.55	-26.45	74.00	Peak
3		8769.000	35.03	13.11	48.14	-25.86	74.00	Peak
4	*	9942.000	34.41	15.25	49.66	-24.34	74.00	Peak

Note:

1. " *", means this data is the worst emission level.
2. C.F (Correction Factor) = Antenna Factor (dB)+ Cable Loss (dB)- Preamplifier(dB).
3. Measurement(dBuV/m) = Reading(dBuV) + C.F (Correction Factor).
4.The emission levels of other frequencies are very lower than the limit and not show in test report.

EUT	AX5400 Wi-Fi 6 Router	Date of Test	2020-10-07
Factor	BBHA 9120D (1GHz~18GHz)_2020	Temp. / Humidity	26°C/44.5%
Polarity	Horizontal	Site / Test Engineer	AC1 / Jay Chu
Test Mode	Transmit by 802.11ax-HE20 at channel 2462MHz (Beamforming Mode)	Test Voltage	120V/60Hz

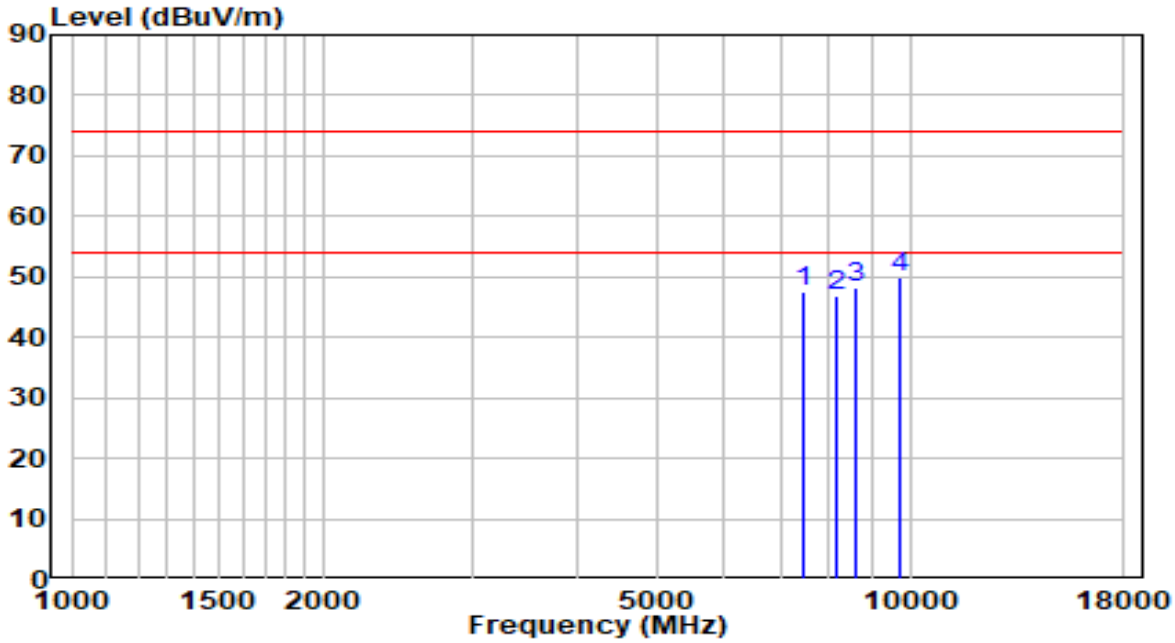

No		Frequency (MHz)	Reading (dBuV)	C.F (dB)	Measurement (dBuV/m)	Margin (dB)	Limit (dBuV/m)	Remark (QP/PK/AV)
1		7477.000	35.82	11.65	47.47	-26.53	74.00	Peak
2		8191.000	34.30	12.50	46.80	-27.20	74.00	Peak
3		8633.000	35.57	12.78	48.35	-25.65	74.00	Peak
4	*	9755.000	34.98	14.90	49.87	-24.13	74.00	Peak

Note:

1. " *", means this data is the worst emission level.
2. C.F (Correction Factor) = Antenna Factor (dB)+ Cable Loss (dB)- Preamplifier(dB).
3. Measurement(dBuV/m) = Reading(dBuV) + C.F (Correction Factor).
4.The emission levels of other frequencies are very lower than the limit and not show in test report.

EUT	AX5400 Wi-Fi 6 Router	Date of Test	2020-10-07
Factor	BBHA 9120D (1GHz~18GHz)_2020	Temp. / Humidity	26°C/44.5%
Polarity	Vertical	Site / Test Engineer	AC1 / Jay Chu
Test Mode	Transmit by 802.11ax-HE20 at channel 2462MHz (Beamforming Mode)	Test Voltage	120V/60Hz

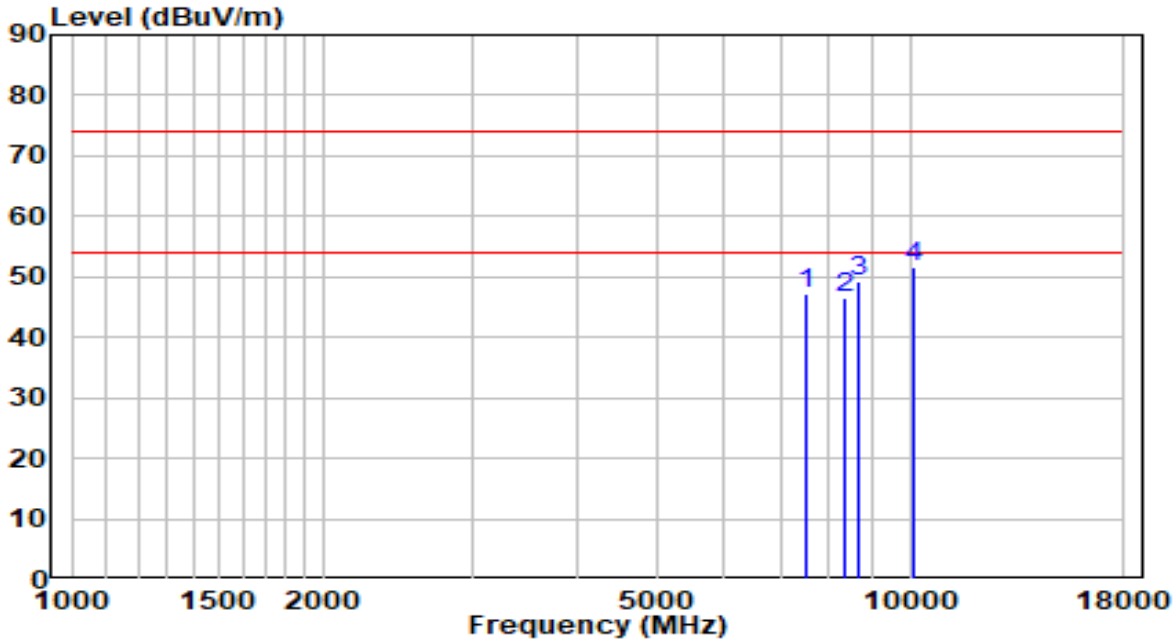

No		Frequency (MHz)	Reading (dBuV)	C.F (dB)	Measurement (dBuV/m)	Margin (dB)	Limit (dBuV/m)	Remark (QP/PK/AV)
1		7494.000	35.58	11.70	47.28	-26.72	74.00	Peak
2		8344.000	34.02	12.48	46.50	-27.50	74.00	Peak
3		8684.000	36.47	12.91	49.38	-24.62	74.00	Peak
4	*	10129.000	35.98	15.80	51.79	-22.21	74.00	Peak

Note:

1. " *", means this data is the worst emission level.
2. C.F (Correction Factor) = Antenna Factor (dB)+ Cable Loss (dB)- Preamplifier(dB).
3. Measurement(dBuV/m) = Reading(dBuV) + C.F (Correction Factor).
4.The emission levels of other frequencies are very lower than the limit and not show in test report.

EUT	AX5400 Wi-Fi 6 Router	Date of Test	2020-10-07
Factor	BBHA 9120D (1GHz~18GHz)_2020	Temp. / Humidity	26°C/44.5%
Polarity	Horizontal	Site / Test Engineer	AC1 / Jay Chu
Test Mode	Transmit by 802.11ax-HE40 at channel 2422MHz (Beamforming Mode)	Test Voltage	120V/60Hz

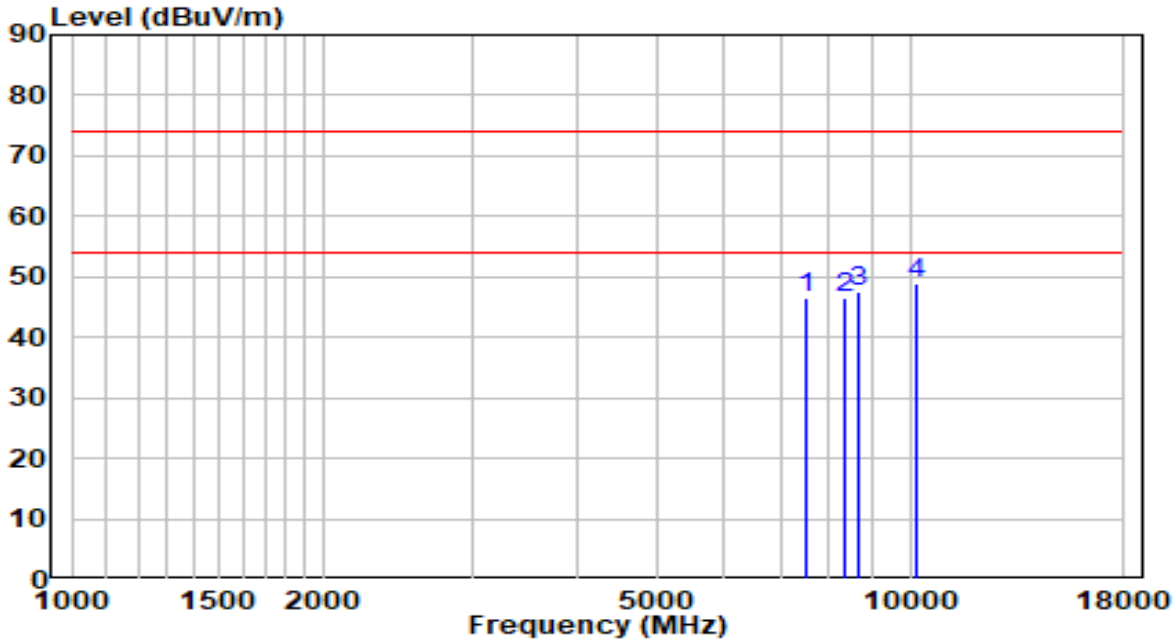

No		Frequency (MHz)	Reading (dBuV)	C.F (dB)	Measurement (dBuV/m)	Margin (dB)	Limit (dBuV/m)	Remark (QP/PK/AV)
1		7511.000	34.91	11.73	46.64	-27.36	74.00	Peak
2		8378.000	34.11	12.47	46.58	-27.42	74.00	Peak
3		8701.000	34.61	12.95	47.56	-26.44	74.00	Peak
4	*	10163.000	33.01	15.92	48.93	-25.07	74.00	Peak

Note:

1. " *", means this data is the worst emission level.
2. C.F (Correction Factor) = Antenna Factor (dB)+ Cable Loss (dB)- Preamplifier(dB).
3. Measurement(dBuV/m) = Reading(dBuV) + C.F (Correction Factor).
4.The emission levels of other frequencies are very lower than the limit and not show in test report.

EUT	AX5400 Wi-Fi 6 Router	Date of Test	2020-10-07
Factor	BBHA 9120D (1GHz~18GHz)_2020	Temp. / Humidity	26°C/44.5%
Polarity	Vertical	Site / Test Engineer	AC1 / Jay Chu
Test Mode	Transmit by 802.11ax-HE40 at channel 2422MHz (Beamforming Mode)	Test Voltage	120V/60Hz

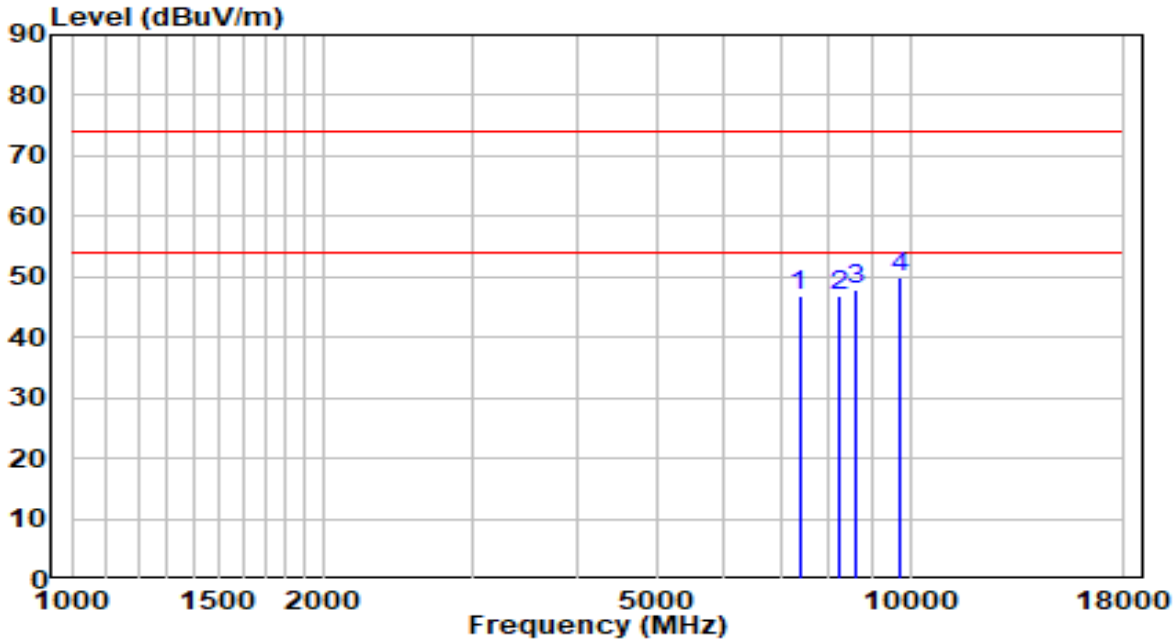

No		Frequency (MHz)	Reading (dBuV)	C.F (dB)	Measurement (dBuV/m)	Margin (dB)	Limit (dBuV/m)	Remark (QP/PK/AV)
1		7375.000	35.63	11.36	47.00	-27.00	74.00	Peak
2		8259.000	34.52	12.49	47.01	-26.99	74.00	Peak
3		8633.000	35.16	12.78	47.94	-26.06	74.00	Peak
4	*	9721.000	35.08	14.84	49.91	-24.09	74.00	Peak

Note:

1. " *", means this data is the worst emission level.
2. C.F (Correction Factor) = Antenna Factor (dB)+ Cable Loss (dB)- Preamplifier(dB).
3. Measurement(dBuV/m) = Reading(dBuV) + C.F (Correction Factor).
4.The emission levels of other frequencies are very lower than the limit and not show in test report.

EUT	AX5400 Wi-Fi 6 Router	Date of Test	2020-10-07
Factor	BBHA 9120D (1GHz~18GHz)_2020	Temp. / Humidity	26°C/44.5%
Polarity	Horizontal	Site / Test Engineer	AC1 / Jay Chu
Test Mode	Transmit by 802.11ax-HE40 at channel 2437MHz (Beamforming Mode)	Test Voltage	120V/60Hz

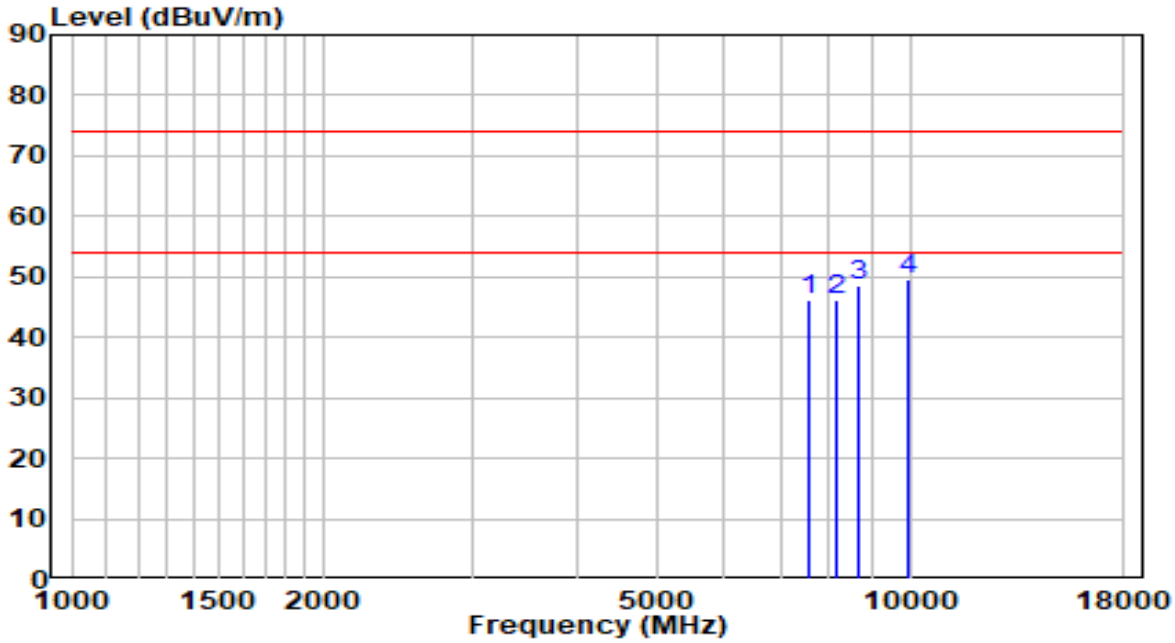

No		Frequency (MHz)	Reading (dBuV)	C.F (dB)	Measurement (dBuV/m)	Margin (dB)	Limit (dBuV/m)	Remark (QP/PK/AV)
1		7596.000	34.32	11.87	46.19	-27.81	74.00	Peak
2		8191.000	33.64	12.50	46.14	-27.86	74.00	Peak
3		8701.000	35.73	12.95	48.68	-25.32	74.00	Peak
4	*	9925.000	34.43	15.22	49.65	-24.35	74.00	Peak

Note:

1. " *", means this data is the worst emission level.
2. C.F (Correction Factor) = Antenna Factor (dB)+ Cable Loss (dB)- Preamplifier(dB).
3. Measurement(dBuV/m) = Reading(dBuV) + C.F (Correction Factor).
4.The emission levels of other frequencies are very lower than the limit and not show in test report.

EUT	AX5400 Wi-Fi 6 Router	Date of Test	2020-10-07
Factor	BBHA 9120D (1GHz~18GHz)_2020	Temp. / Humidity	26°C/44.5%
Polarity	Vertical	Site / Test Engineer	AC1 / Jay Chu
Test Mode	Transmit by 802.11ax-HE40 at channel 2437MHz (Beamforming Mode)	Test Voltage	120V/60Hz

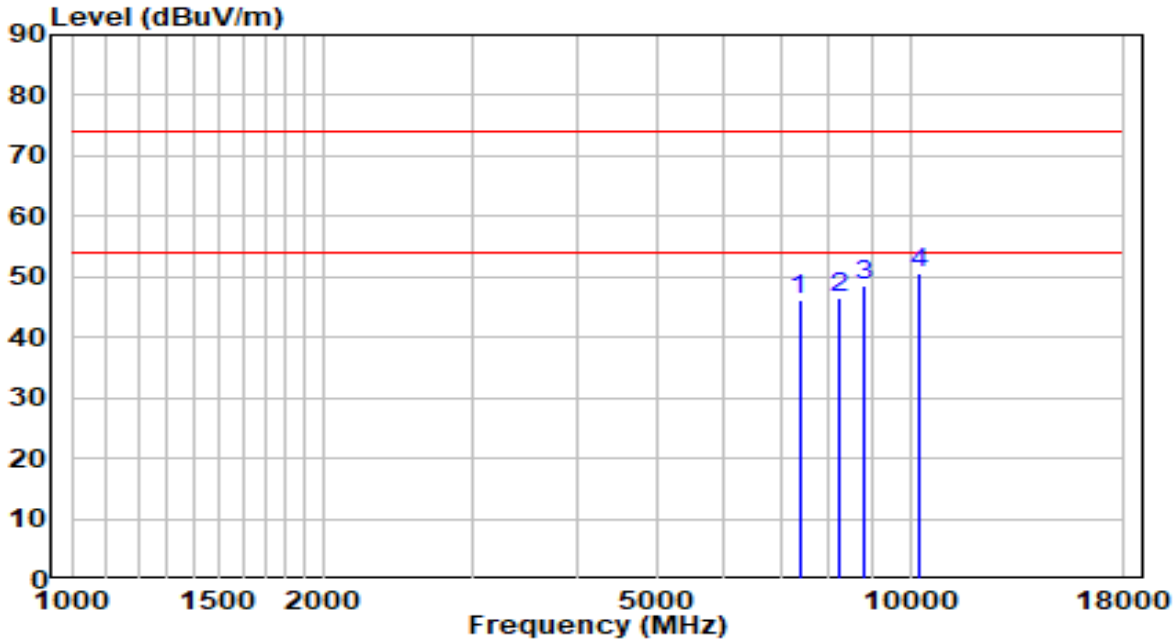

No		Frequency (MHz)	Reading (dBuV)	C.F (dB)	Measurement (dBuV/m)	Margin (dB)	Limit (dBuV/m)	Remark (QP/PK/AV)
1		7375.000	34.72	11.36	46.08	-27.92	74.00	Peak
2		8242.000	33.97	12.49	46.46	-27.54	74.00	Peak
3		8786.000	35.44	13.16	48.60	-25.40	74.00	Peak
4	*	10231.000	34.30	16.15	50.45	-23.55	74.00	Peak

Note:

1. " *", means this data is the worst emission level.
2. C.F (Correction Factor) = Antenna Factor (dB)+ Cable Loss (dB)- Preamplifier(dB).
3. Measurement(dBuV/m) = Reading(dBuV) + C.F (Correction Factor).
4.The emission levels of other frequencies are very lower than the limit and not show in test report.

EUT	AX5400 Wi-Fi 6 Router	Date of Test	2020-10-07
Factor	BBHA 9120D (1GHz~18GHz)_2020	Temp. / Humidity	26°C/44.5%
Polarity	Horizontal	Site / Test Engineer	AC1 / Jay Chu
Test Mode	Transmit by 802.11ax-HE40 at channel 2452MHz (Beamforming Mode)	Test Voltage	120V/60Hz

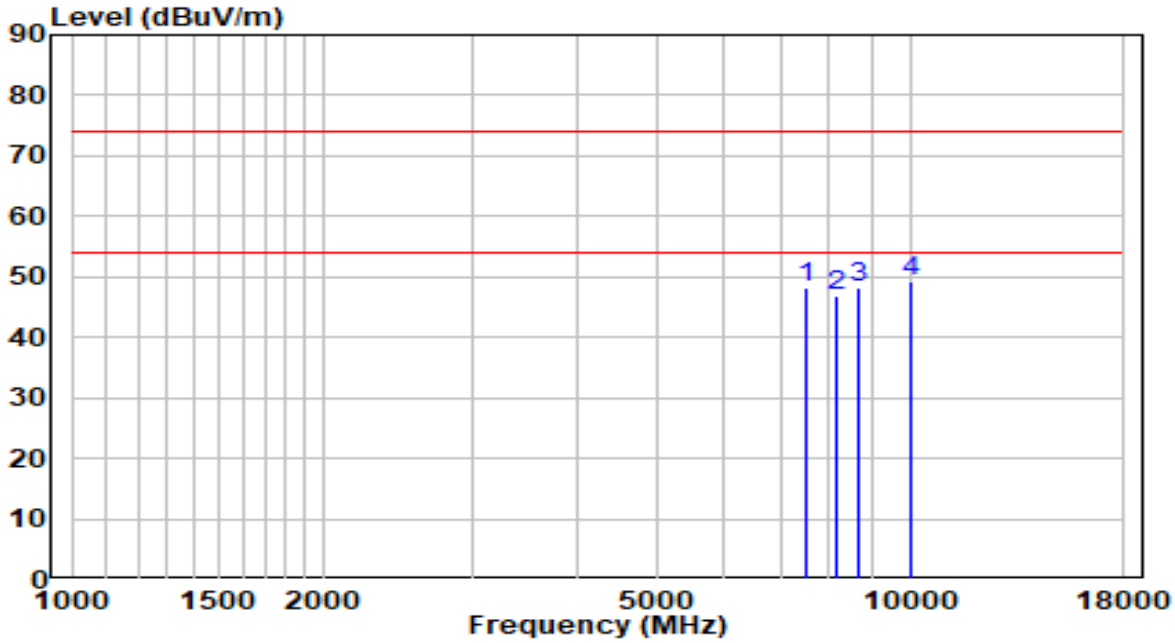

No		Frequency (MHz)	Reading (dBuV)	C.F (dB)	Measurement (dBuV/m)	Margin (dB)	Limit (dBuV/m)	Remark (QP/PK/AV)
1		7494.000	36.47	11.70	48.16	-25.84	74.00	Peak
2		8157.000	34.24	12.51	46.74	-27.26	74.00	Peak
3		8684.000	35.26	12.91	48.17	-25.83	74.00	Peak
4	*	10044.000	33.77	15.51	49.28	-24.72	74.00	Peak

Note:

1. " *", means this data is the worst emission level.
2. C.F (Correction Factor) = Antenna Factor (dB)+ Cable Loss (dB)- Preamplifier(dB).
3. Measurement(dBuV/m) = Reading(dBuV) + C.F (Correction Factor).
4.The emission levels of other frequencies are very lower than the limit and not show in test report.

EUT	AX5400 Wi-Fi 6 Router	Date of Test	2020-10-07
Factor	BBHA 9120D (1GHz~18GHz)_2020	Temp. / Humidity	26°C/44.5%
Polarity	Vertical	Site / Test Engineer	AC1 / Jay Chu
Test Mode	Transmit by 802.11ax-HE40 at channel 2452MHz (Beamforming Mode)	Test Voltage	120V/60Hz

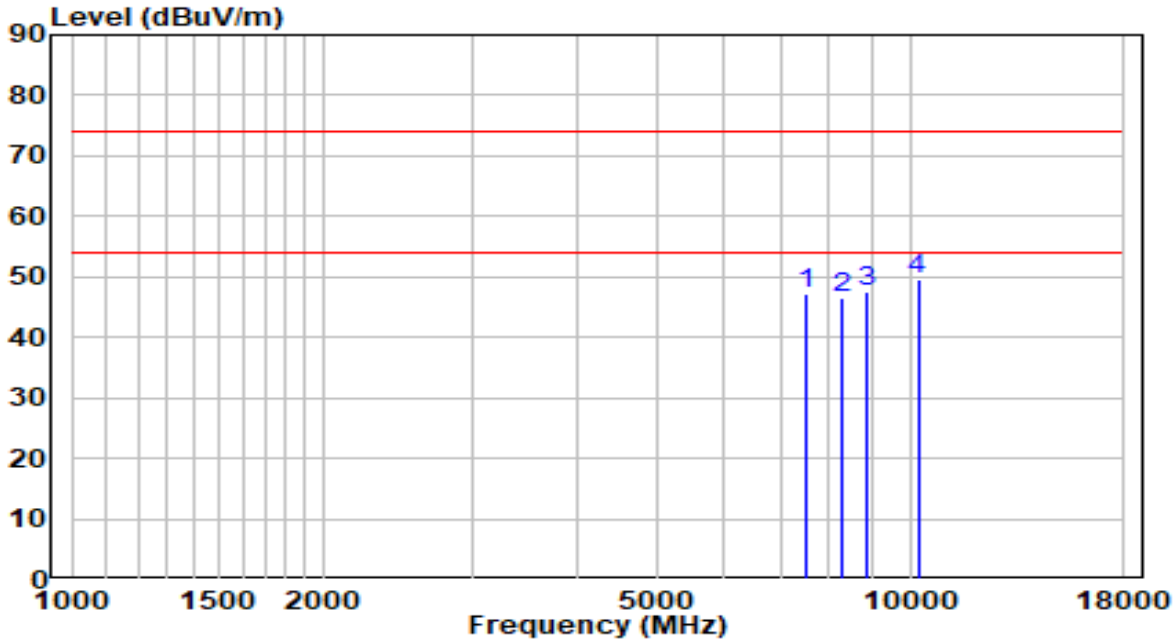

No		Frequency (MHz)	Reading (dBuV)	C.F (dB)	Measurement (dBuV/m)	Margin (dB)	Limit (dBuV/m)	Remark (QP/PK/AV)
1		7528.000	35.50	11.76	47.26	-26.74	74.00	Peak
2		8276.000	33.99	12.49	46.48	-27.52	74.00	Peak
3		8871.000	34.04	13.36	47.40	-26.60	74.00	Peak
4	*	10214.000	33.37	16.09	49.47	-24.53	74.00	Peak

Note:

1. " *", means this data is the worst emission level.
2. C.F (Correction Factor) = Antenna Factor (dB)+ Cable Loss (dB)- Preamplifier(dB).
3. Measurement(dBuV/m) = Reading(dBuV) + C.F (Correction Factor).
4.The emission levels of other frequencies are very lower than the limit and not show in test report.

The Worst Case of Radiated Emission below 1GHz:

EUT	AX5400 Wi-Fi 6 Router	Date of Test	2020-09-24
Factor	BBHA 9120D (1GHz~18GHz)_2020	Temp. / Humidity	25°C /54%
Polarity	Horizontal	Site / Test Engineer	AC1 / Jay Chu
Test Mode	1	Test Voltage	120V/60Hz

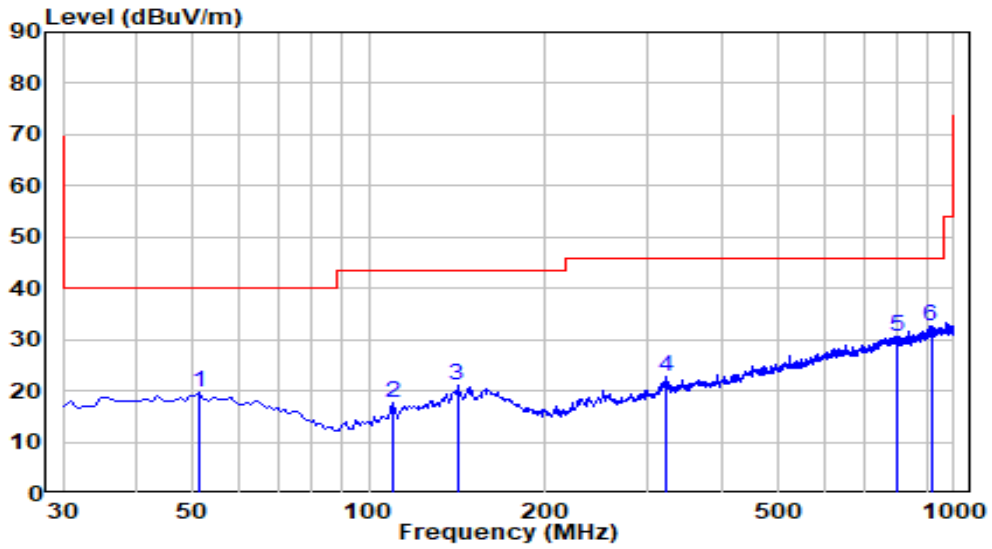

No		Frequency (MHz)	Reading (dBuV)	C.F (dB)	Measurement (dBuV/m)	Margin (dB)	Limit (dBuV/m)	Remark (QP/PK/AV)
1		51.340	-1.87	21.44	19.58	-20.42	40.00	QP
2		109.540	-1.01	18.75	17.74	-25.76	43.50	QP
3		141.550	5.57	15.48	21.05	-22.45	43.50	QP
4		321.000	0.37	22.25	22.62	-23.38	46.00	QP
5		800.180	0.30	30.30	30.61	-15.39	46.00	QP
6	*	913.670	1.08	31.55	32.63	-13.37	46.00	QP

Note:

1. " *", means this data is the worst emission level.
2. C.F (Correction Factor) = Antenna Factor (dB)+ Cable Loss (dB).
3. Measurement(dBuV/m) = Reading(dBuV) + C.F (Correction Factor).
4. The emission levels of other frequencies are very lower than the limit and not show in test report.
5. The amplitude of Radiated emissions (the test frequency range: 9kHz ~ 30MHz, 18GHz ~ 25GHz), is that proximity to ambient noise, which also are attenuated more than 20 dB below the permissible value. Therefore, the data is not presented in the report.

EUT	AX5400 Wi-Fi 6 Router	Date of Test	2020-09-24
Factor	BBHA 9120D (1GHz~18GHz)_2020	Temp. / Humidity	25°C /54%
Polarity	Vertical	Site / Test Engineer	AC1 / Jay Chu
Test Mode	1	Test Voltage	120V/60Hz

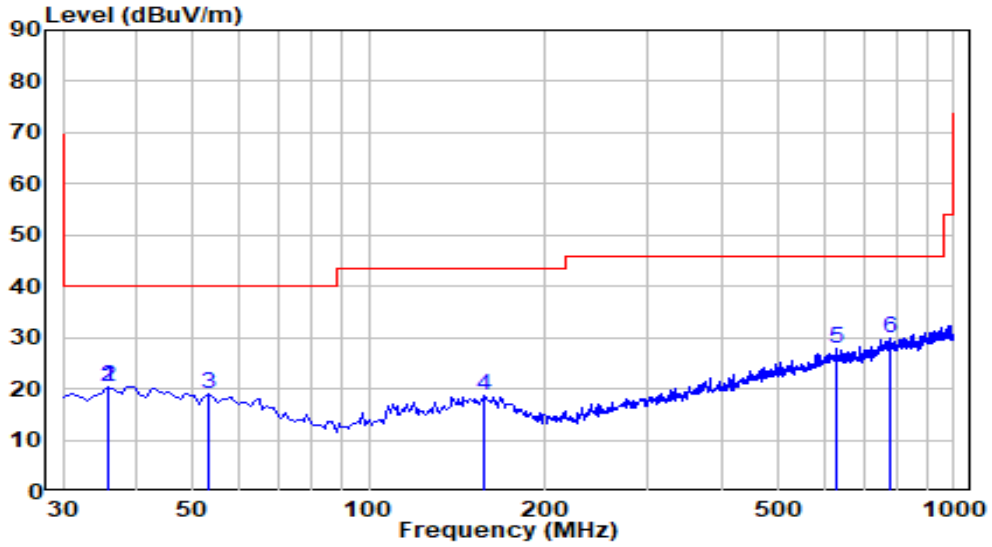

No		Frequency (MHz)	Reading (dBuV)	C.F (dB)	Measurement (dBuV/m)	Margin (dB)	Limit (dBuV/m)	Remark (QP/PK/AV)
1		35.820	1.08	19.29	20.36	-19.64	40.00	QP
2		35.820	1.08	19.29	20.36	-19.64	40.00	QP
3		53.280	-2.08	21.14	19.06	-20.94	40.00	QP
4		157.070	2.75	16.02	18.77	-24.73	43.50	QP
5		631.400	-0.08	28.01	27.93	-18.07	46.00	QP
6	*	777.870	-0.35	30.08	29.73	-16.27	46.00	QP

Note:

1. " *", means this data is the worst emission level.
2. C.F (Correction Factor) = Antenna Factor (dB)+ Cable Loss (dB).
3. Measurement(dBuV/m) = Reading(dBuV) + C.F (Correction Factor).
4. The emission levels of other frequencies are very lower than the limit and not show in test report.
5. The amplitude of Radiated emissions (the test frequency range: 9kHz ~ 30MHz, 18GHz ~ 25GHz), is that proximity to ambient noise, which also are attenuated more than 20 dB below the permissible value. Therefore, the data is not presented in the report.

7.7. Radiated Restricted Band Edge Measurement

7.7.1.Test Limit

For 15.205 requirement:

Radiated emissions which fall in the restricted bands, as defined in Section 15.205(a) of FCC part 15, must also comply with the radiated emission limits specified in Section 15.209(a).

Frequency (MHz)	Frequency (MHz)	Frequency (MHz)	Frequency (GHz)
0.090 - 0.110	16.42 - 16.423	399.9 - 410	4.5 - 5.15
[1] 0.495 - 0.505	16.69475 - 16.69525	608 - 614	5.35 - 5.46
2.1735 - 2.1905	16.80425 - 16.80475	960 - 1240	7.25 - 7.75
4.125 - 4.128	25.5 - 25.67	1300 - 1427	8.025 - 8.5
4.17725 - 4.17775	37.5 - 38.25	1435 - 1626.5	9.0 - 9.2
4.20725 - 4.20775	73 - 74.6	1645.5 - 1646.5	9.3 - 9.5
6.215 - 6.218	74.8 - 75.2	1660 - 1710	10.6 - 12.7
6.26775 - 6.26825	108 - 121.94	1718.8 - 1722.2	13.25 - 13.4
6.31175 - 6.31225	123 - 138	2200 - 2300	14.47 - 14.5
8.291 - 8.294	149.9 - 150.05	2310 - 2390	15.35 - 16.2
8.362 - 8.366	156.52475 - 156.52525	2483.5 - 2500	17.7 - 21.4
8.37625 - 8.38675	156.7 - 156.9	2690 - 2900	22.01 - 23.12
8.41425 - 8.41475	162.0125 - 167.17	3260 - 3267	23.6 - 24.0
12.29 - 12.293	167.72 - 173.2	3332 - 3339	31.2 - 31.8
12.51975 - 12.52025	240 - 285	3345.8 - 3358	36.43 - 36.5
12.57675 - 12.57725	322 - 335.4	3600 - 4400	([2])
13.36 - 13.41	--	--	--

All out of band emissions appearing in a restricted band as specified in Section 15.205 of the Title 47CFR must not exceed the limits shown in Table per Section 15.209.

FCC Part 15 Subpart C Paragraph 15.209 Limits		
Frequency [MHz]	Field Strength [uV/m]	Measured Distance [Meters]
0.009 - 0.490	2400/F (kHz)	300
0.490 - 1.705	24000/F (kHz)	30
1.705 - 30	30	30
30 - 88	100	3
88 - 216	150	3
216 - 960	200	3
Above 960	500	3

7.7.2.Test Procedure Used

ANSI C63.10 Section 6.3 (General Requirements)

ANSI C63.10 Section 6.6 (Standard test method above 1GHz)

7.7.3.Test Setting

Peak Field Strength Measurements

1. Analyzer center frequency was set to the frequency of the radiated spurious emission of interest
2. RBW = 1MHz
3. VBW = 3MHz
4. Detector = peak
5. Sweep time = auto couple
6. Trace mode = max hold
7. Trace was allowed to stabilize

Average Measurements above 1GHz (Method VB)

1. Analyzer center frequency was set to the frequency of the radiated spurious emission of interest
2. RBW = 1MHz
3. VBW; If the EUT is configured to transmit with duty cycle ≥ 98%, set VBW = 10 Hz.

   If the EUT duty cycle is < 98%, set VBW ≥ 1/T. T is the minimum transmission duration.
4. Detector = Peak
5. Sweep time = auto
6. Trace mode = max hold
7. Trace was allowed to stabilize

7.7.4.Test Setup

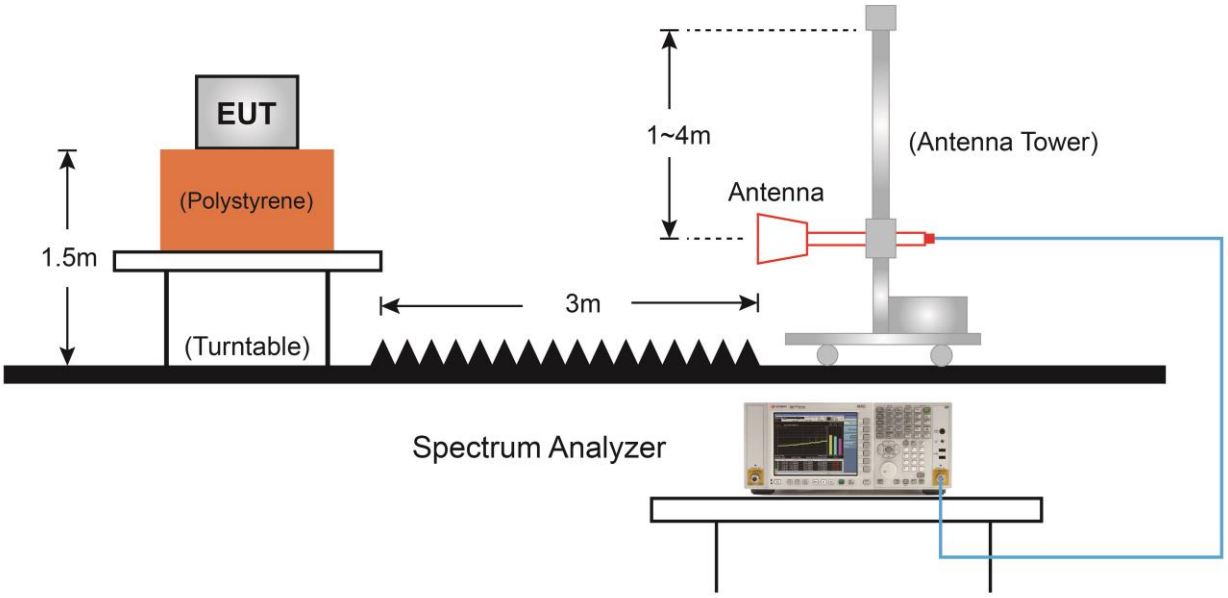

7.7.5.Test Result

EUT	AX5400 Wi-Fi 6 Router	Date of Test	2020-08-26
Factor	BBHA 9120D_1GHz~18GHz_2020	Temp. / Humidity	24.8°C/47%
Polarity	Horizontal	Site / Test Engineer	AC1 / Jay Chu
Test Mode	Transmit by 802.11b at Channel 2412MHz (CDD Mode)	Test Voltage	120V/60Hz

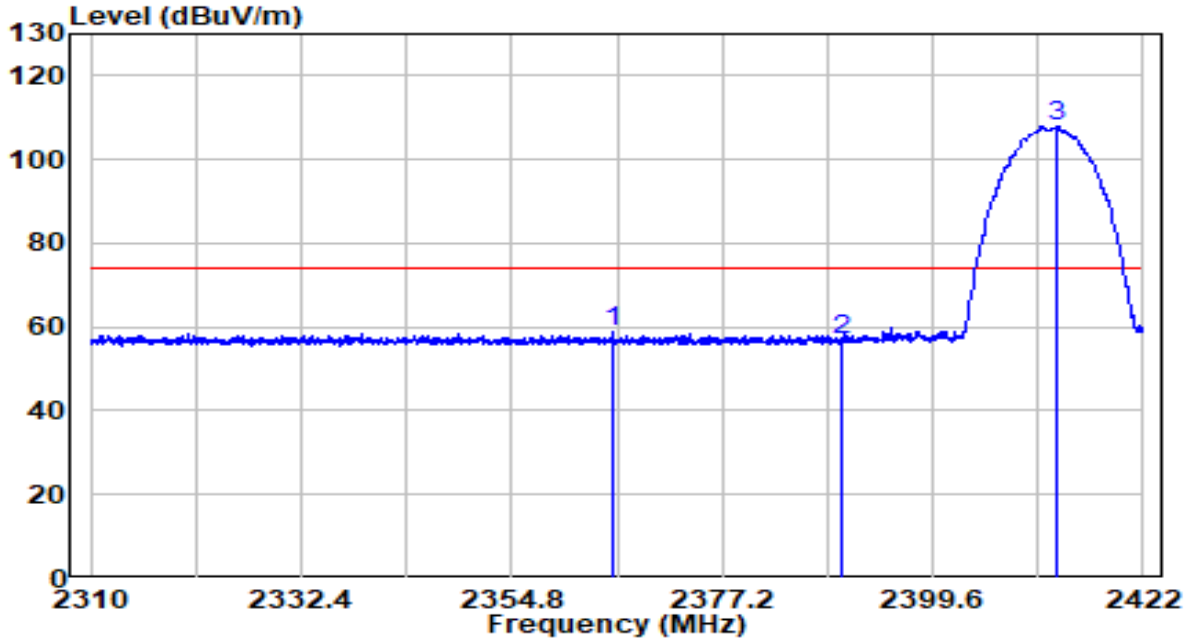

No		Frequency (MHz)	Reading (dBuV)	C.F (dB)	Measurement (dBuV/m)	Margin (dB)	Limit (dBuV/m)	Remark (QP/PK/AV)
1		2365.552	26.73	32.19	58.92	-15.08	74.00	Peak
2		2390.000	24.43	32.30	56.73	-17.27	74.00	Peak
3	*	2412.816	75.53	32.40	107.92	N/A	N/A	Peak

Note:

1. " *", means this data is the worst emission level.
2. C.F (Correction Factor) = Antenna Factor (dB)+ Cable Loss (dB).
3. Measurement(dBuV/m) = Reading(dBuV) + C.F (Correction Factor).
4.The emission levels of other frequencies are very lower than the limit and not show in test report.

EUT	AX5400 Wi-Fi 6 Router	Date of Test	2020-08-26
Factor	BBHA 9120D_1GHz~18GHz_2020	Temp. / Humidity	24.8°C/47%
Polarity	Horizontal	Site / Test Engineer	AC1 / Jay Chu
Test Mode	Transmit by 802.11b at Channel 2412MHz (CDD Mode)	Test Voltage	120V/60Hz

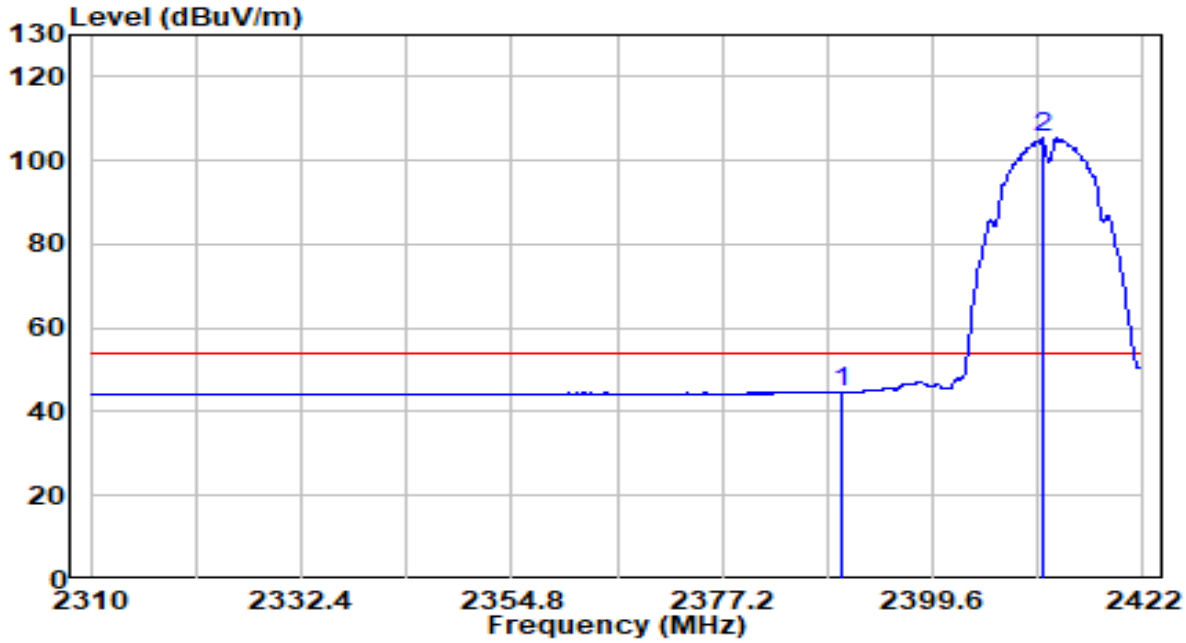

No		Frequency (MHz)	Reading (dBuV)	C.F (dB)	Measurement (dBuV/m)	Margin (dB)	Limit (dBuV/m)	Remark (QP/PK/AV)
1		2390.000	12.22	32.30	44.52	-9.48	54.00	Average
2	*	2411.248	72.87	32.39	105.26	N/A	N/A	Average

Note:

1. " *", means this data is the worst emission level.
2. C.F (Correction Factor) = Antenna Factor (dB)+ Cable Loss (dB).
3. Measurement(dBuV/m) = Reading(dBuV) + C.F (Correction Factor).
4.The emission levels of other frequencies are very lower than the limit and not show in test report.

EUT	AX5400 Wi-Fi 6 Router	Date of Test	2020-08-26
Factor	BBHA 9120D_1GHz~18GHz_2020	Temp. / Humidity	24.8°C/47%
Polarity	Vertical	Site / Test Engineer	AC1 / Jay Chu
Test Mode	Transmit by 802.11b at Channel 2412MHz (CDD Mode)	Test Voltage	120V/60Hz

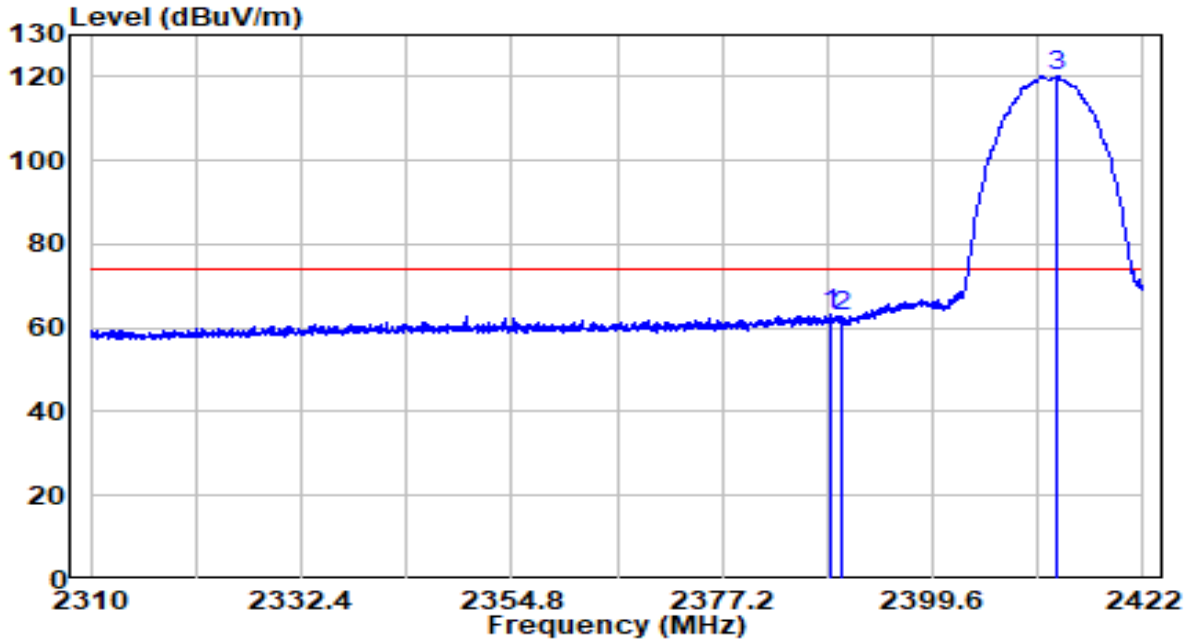

No		Frequency (MHz)	Reading (dBuV)	C.F (dB)	Measurement (dBuV/m)	Margin (dB)	Limit (dBuV/m)	Remark (QP/PK/AV)
1		2388.848	30.81	32.29	63.10	-10.90	74.00	Peak
2		2390.000	30.41	32.30	62.71	-11.29	74.00	Peak
3	*	2412.872	87.80	32.40	120.20	N/A	N/A	Peak

Note:

1. " *", means this data is the worst emission level.
2. C.F (Correction Factor) = Antenna Factor (dB)+ Cable Loss (dB).
3. Measurement(dBuV/m) = Reading(dBuV) + C.F (Correction Factor).
4.The emission levels of other frequencies are very lower than the limit and not show in test report.

EUT	AX5400 Wi-Fi 6 Router	Date of Test	2020-08-26
Factor	BBHA 9120D_1GHz~18GHz_2020	Temp. / Humidity	24.8°C/47%
Polarity	Vertical	Site / Test Engineer	AC1 / Jay Chu
Test Mode	Transmit by 802.11b at Channel 2412MHz (CDD Mode)	Test Voltage	120V/60Hz

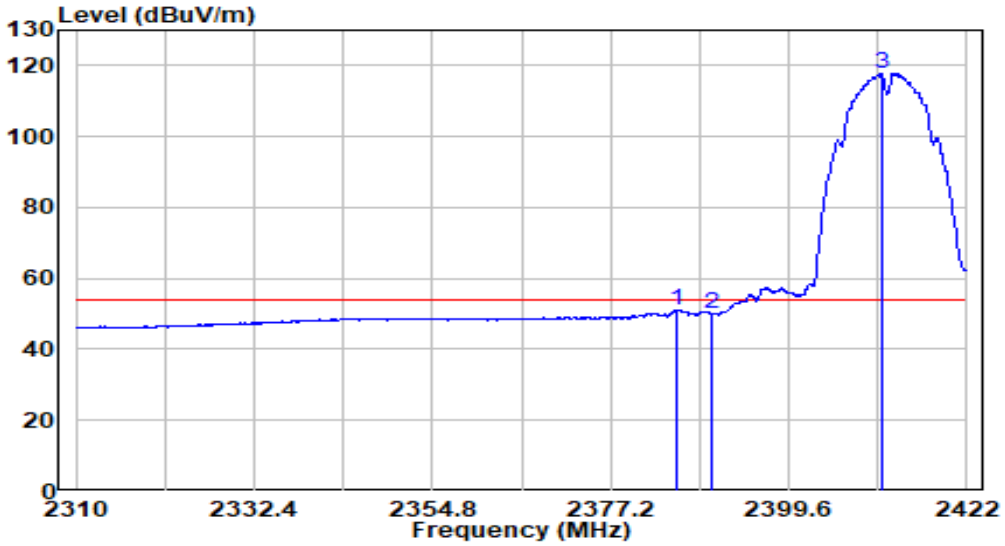

No		Frequency (MHz)	Reading (dBuV)	C.F (dB)	Measurement (dBuV/m)	Margin (dB)	Limit (dBuV/m)	Remark (QP/PK/AV)
1		2385.656	18.88	32.28	51.16	-2.84	54.00	Average
2		2390.000	17.65	32.30	49.95	-4.05	54.00	Average
3	*	2411.248	85.48	32.39	117.87	N/A	N/A	Average

Note:

1. " *", means this data is the worst emission level.
2. C.F (Correction Factor) = Antenna Factor (dB)+ Cable Loss (dB).
3. Measurement(dBuV/m) = Reading(dBuV) + C.F (Correction Factor).
4.The emission levels of other frequencies are very lower than the limit and not show in test report.

EUT	AX5400 Wi-Fi 6 Router	Date of Test	2020-08-26
Factor	BBHA 9120D_1GHz~18GHz_2020	Temp. / Humidity	24.8°C/47%
Polarity	Horizontal	Site / Test Engineer	AC1 / Jay Chu
Test Mode	Transmit by 802.11b at Channel 2462MHz (CDD Mode)	Test Voltage	120V/60Hz

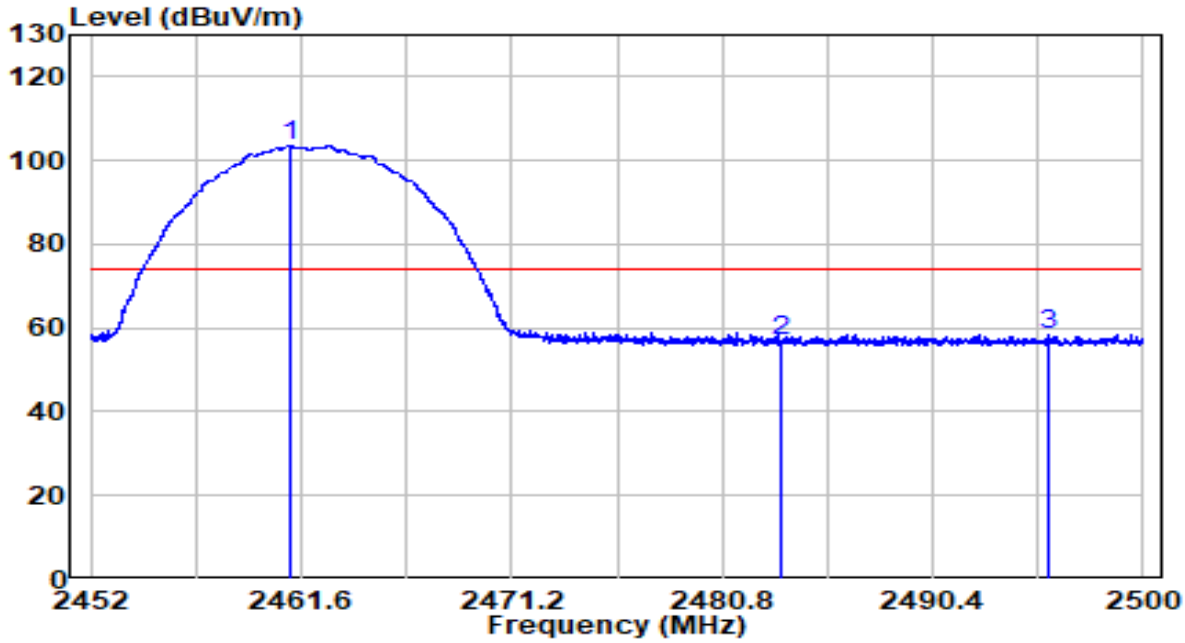

No		Frequency (MHz)	Reading (dBuV)	C.F (dB)	Measurement (dBuV/m)	Margin (dB)	Limit (dBuV/m)	Remark (QP/PK/AV)
1	*	2461.096	71.07	32.61	103.68	N/A	N/A	Peak
2		2483.500	24.16	32.71	56.87	-17.13	74.00	Peak
3		2495.680	25.73	32.76	58.49	-15.51	74.00	Peak

Note:

1. " *", means this data is the worst emission level.
2. C.F (Correction Factor) = Antenna Factor (dB)+ Cable Loss (dB).
3. Measurement(dBuV/m) = Reading(dBuV) + C.F (Correction Factor).
4.The emission levels of other frequencies are very lower than the limit and not show in test report.

EUT	AX5400 Wi-Fi 6 Router	Date of Test	2020-08-26
Factor	BBHA 9120D_1GHz~18GHz_2020	Temp. / Humidity	24.8°C/47%
Polarity	Horizontal	Site / Test Engineer	AC1 / Jay Chu
Test Mode	Transmit by 802.11b at Channel 2462MHz (CDD Mode)	Test Voltage	120V/60Hz

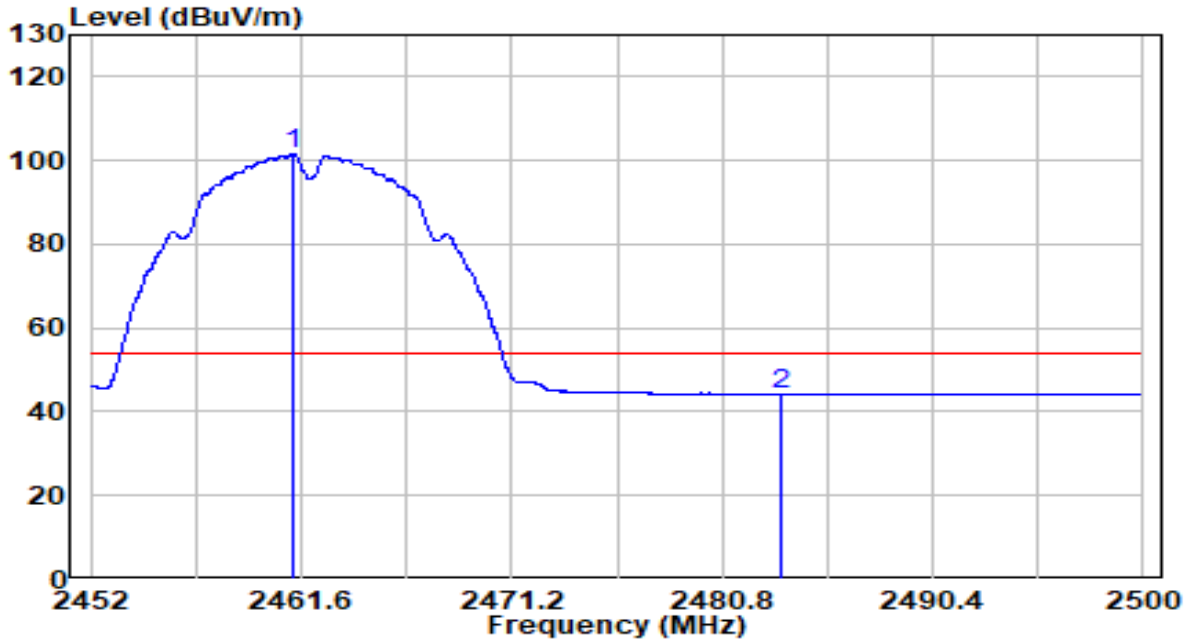

No		Frequency (MHz)	Reading (dBuV)	C.F (dB)	Measurement (dBuV/m)	Margin (dB)	Limit (dBuV/m)	Remark (QP/PK/AV)
1	*	2461.216	68.84	32.61	101.45	N/A	N/A	Average
2		2483.500	11.50	32.71	44.20	-9.80	54.00	Average

Note:

1. " *", means this data is the worst emission level.
2. C.F (Correction Factor) = Antenna Factor (dB)+ Cable Loss (dB).
3. Measurement(dBuV/m) = Reading(dBuV) + C.F (Correction Factor).
4.The emission levels of other frequencies are very lower than the limit and not show in test report.

EUT	AX5400 Wi-Fi 6 Router	Date of Test	2020-08-26
Factor	BBHA 9120D_1GHz~18GHz_2020	Temp. / Humidity	24.8°C/47%
Polarity	Vertical	Site / Test Engineer	AC1 / Jay Chu
Test Mode	Transmit by 802.11b at Channel 2462MHz (CDD Mode)	Test Voltage	120V/60Hz

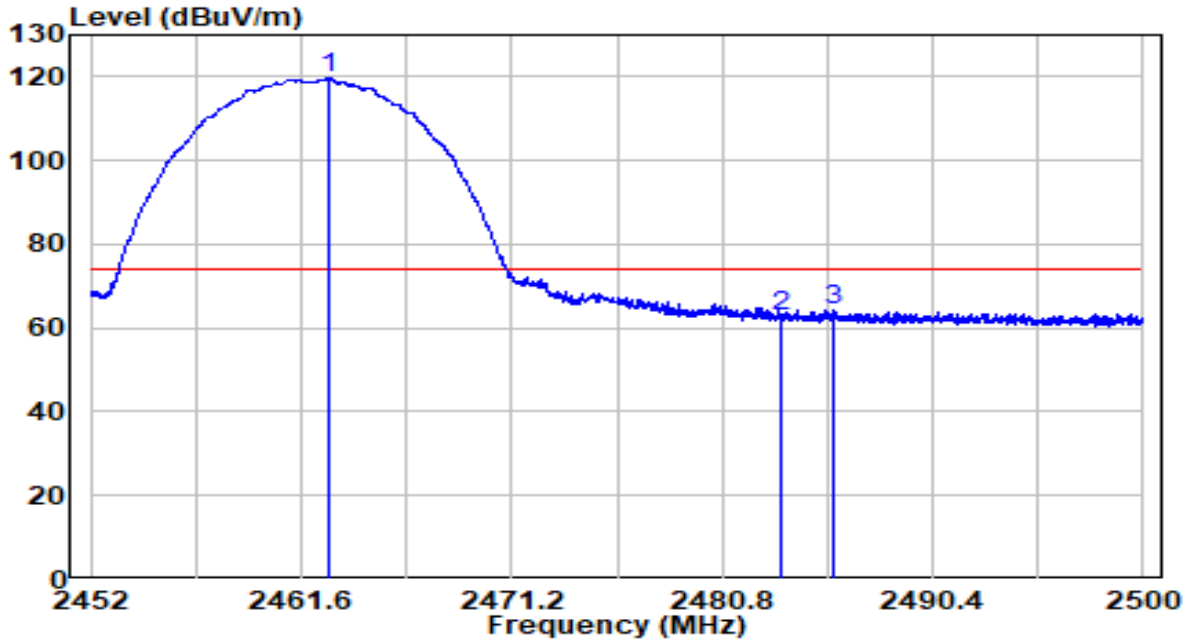

No		Frequency (MHz)	Reading (dBuV)	C.F (dB)	Measurement (dBuV/m)	Margin (dB)	Limit (dBuV/m)	Remark (QP/PK/AV)
1	*	2462.896	86.97	32.62	119.59	N/A	N/A	Peak
2		2483.500	29.93	32.71	62.64	-11.36	74.00	Peak
3		2485.816	31.45	32.72	64.17	-9.83	74.00	Peak

Note:

1. " *", means this data is the worst emission level.
2. C.F (Correction Factor) = Antenna Factor (dB)+ Cable Loss (dB).
3. Measurement(dBuV/m) = Reading(dBuV) + C.F (Correction Factor).
4.The emission levels of other frequencies are very lower than the limit and not show in test report.

EUT	AX5400 Wi-Fi 6 Router	Date of Test	2020-08-26
Factor	BBHA 9120D_1GHz~18GHz_2020	Temp. / Humidity	24.8°C/47%
Polarity	Vertical	Site / Test Engineer	AC1 / Jay Chu
Test Mode	Transmit by 802.11b at Channel 2462MHz (CDD Mode)	Test Voltage	120V/60Hz

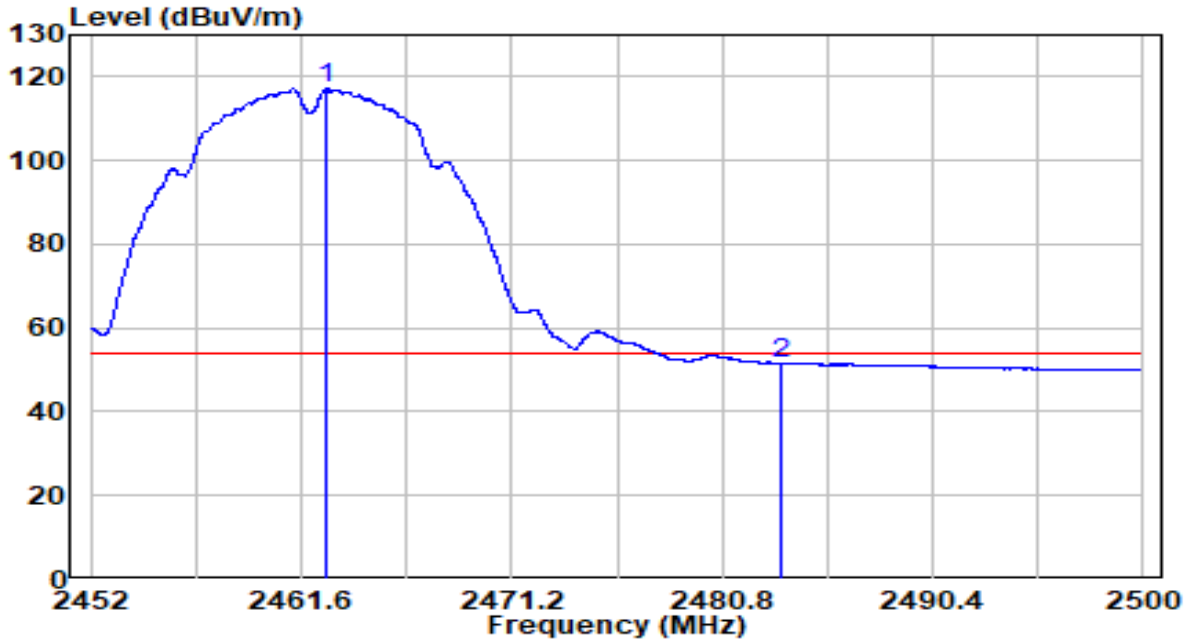

No		Frequency (MHz)	Reading (dBuV)	C.F (dB)	Measurement (dBuV/m)	Margin (dB)	Limit (dBuV/m)	Remark (QP/PK/AV)
1	*	2462.776	84.51	32.62	117.13	N/A	N/A	Average
2		2483.500	18.78	32.71	51.49	-2.51	54.00	Average

Note:

1. " *", means this data is the worst emission level.
2. C.F (Correction Factor) = Antenna Factor (dB)+ Cable Loss (dB).
3. Measurement(dBuV/m) = Reading(dBuV) + C.F (Correction Factor).
4.The emission levels of other frequencies are very lower than the limit and not show in test report.

EUT	AX5400 Wi-Fi 6 Router	Date of Test	2020-08-26
Factor	BBHA 9120D_1GHz~18GHz_2020	Temp. / Humidity	24.8°C/47%
Polarity	Horizontal	Site / Test Engineer	AC1 / Jay Chu
Test Mode	Transmit by 802.11g at Channel 2412MHz (CDD Mode)	Test Voltage	120V/60Hz

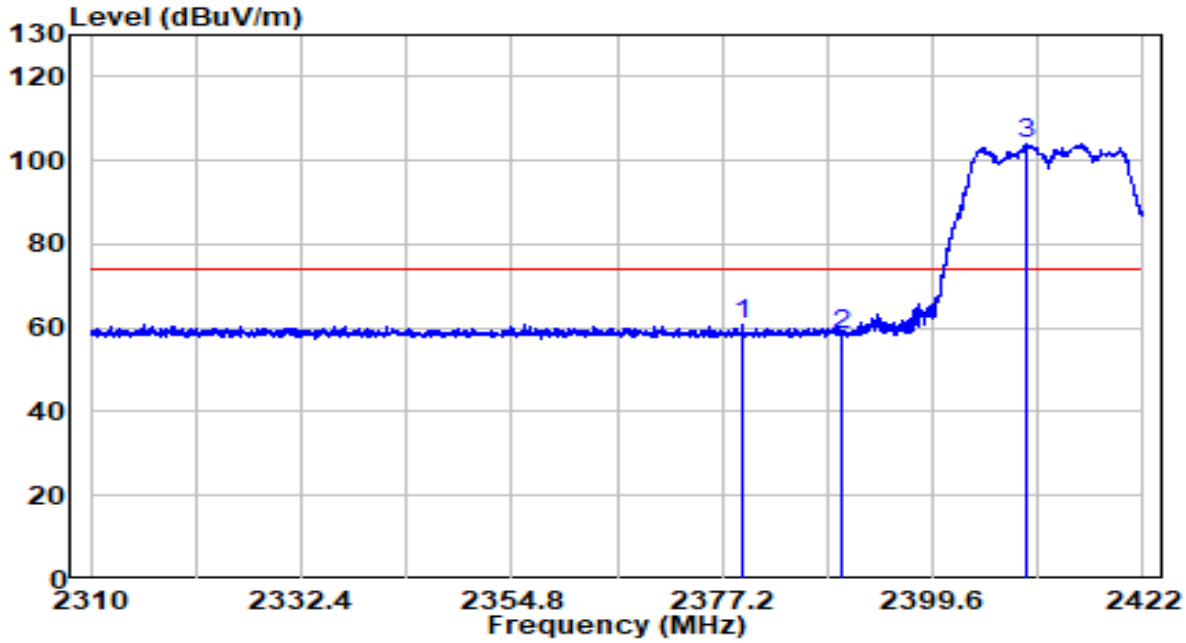

No		Frequency (MHz)	Reading (dBuV)	C.F (dB)	Measurement (dBuV/m)	Margin (dB)	Limit (dBuV/m)	Remark (QP/PK/AV)
1		2379.384	28.61	32.25	60.86	-13.14	74.00	Peak
2		2390.000	26.11	32.30	58.40	-15.60	74.00	Peak
3	*	2409.624	71.45	32.38	103.84	N/A	N/A	Peak

Note:

1. " *", means this data is the worst emission level.
2. C.F (Correction Factor) = Antenna Factor (dB)+ Cable Loss (dB).
3. Measurement(dBuV/m) = Reading(dBuV) + C.F (Correction Factor).
4.The emission levels of other frequencies are very lower than the limit and not show in test report.

EUT	AX5400 Wi-Fi 6 Router	Date of Test	2020-08-26
Factor	BBHA 9120D_1GHz~18GHz_2020	Temp. / Humidity	24.8°C/47%
Polarity	Horizontal	Site / Test Engineer	AC1 / Jay Chu
Test Mode	Transmit by 802.11g at Channel 2412MHz (CDD Mode)	Test Voltage	120V/60Hz

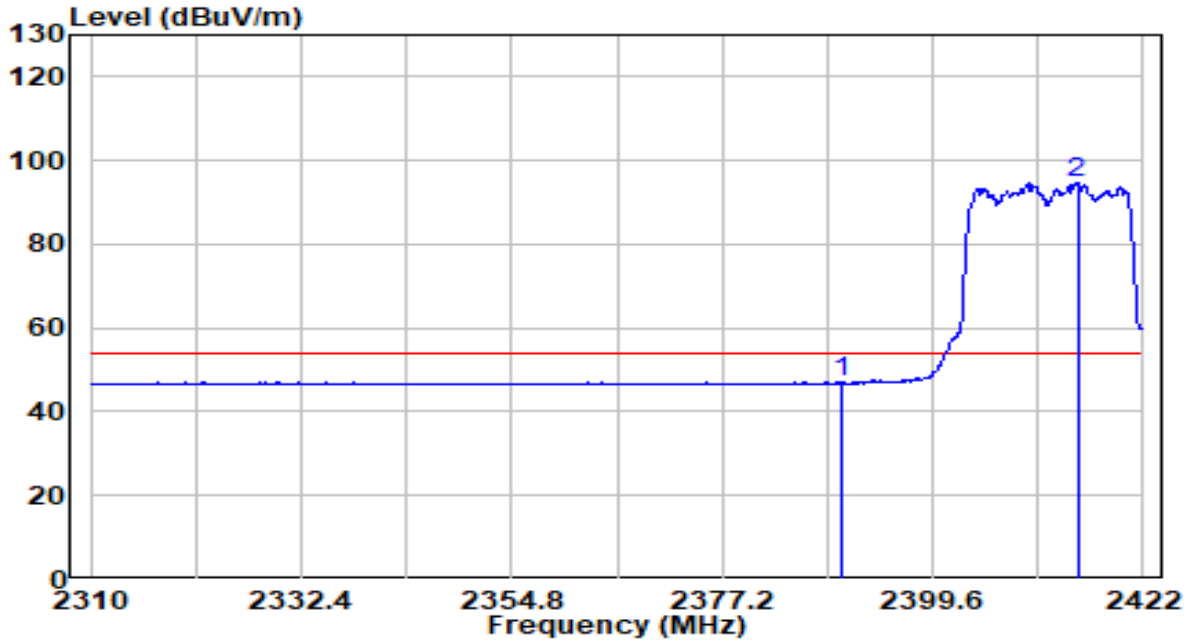

No		Frequency (MHz)	Reading (dBuV)	C.F (dB)	Measurement (dBuV/m)	Margin (dB)	Limit (dBuV/m)	Remark (QP/PK/AV)
1		2390.000	14.58	32.30	46.88	-7.12	54.00	Average
2	*	2415.000	62.34	32.41	94.74	N/A	N/A	Average

Note:

1. " *", means this data is the worst emission level.
2. C.F (Correction Factor) = Antenna Factor (dB)+ Cable Loss (dB).
3. Measurement(dBuV/m) = Reading(dBuV) + C.F (Correction Factor).
4.The emission levels of other frequencies are very lower than the limit and not show in test report.

EUT	AX5400 Wi-Fi 6 Router	Date of Test	2020-08-26
Factor	BBHA 9120D_1GHz~18GHz_2020	Temp. / Humidity	24.8°C/47%
Polarity	Vertical	Site / Test Engineer	AC1 / Jay Chu
Test Mode	Transmit by 802.11g at Channel 2412MHz (CDD Mode)	Test Voltage	120V/60Hz

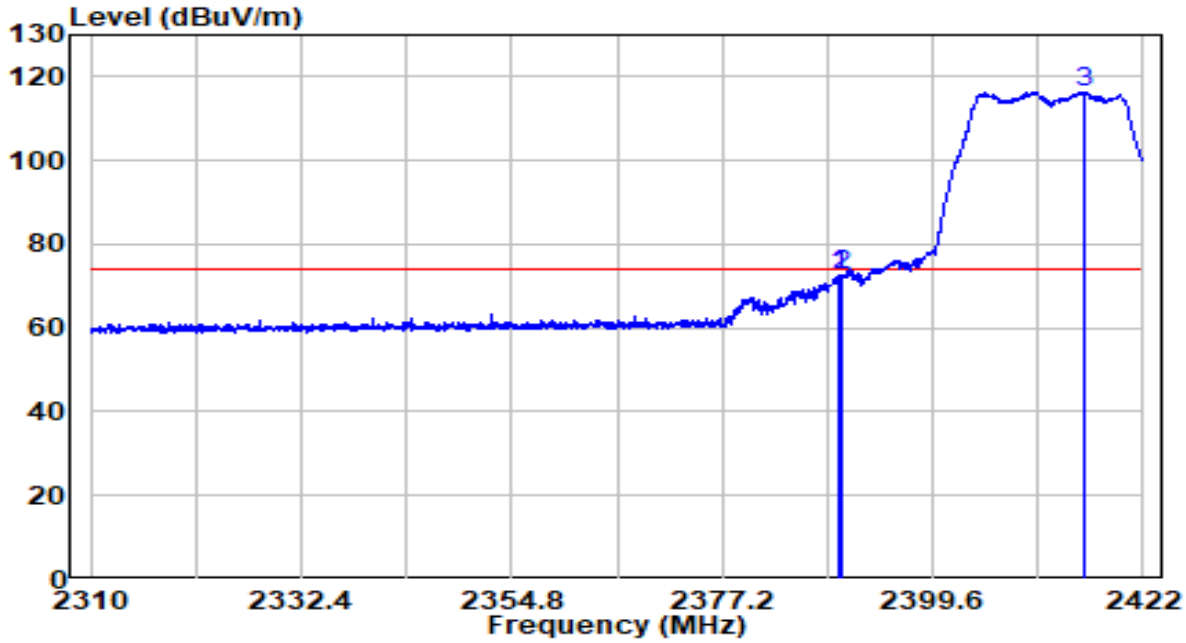

No		Frequency (MHz)	Reading (dBuV)	C.F (dB)	Measurement (dBuV/m)	Margin (dB)	Limit (dBuV/m)	Remark (QP/PK/AV)
1		2389.520	40.28	32.29	72.57	-1.43	74.00	Peak
2		2390.000	40.16	32.30	72.45	-1.55	74.00	Peak
3	*	2415.784	84.09	32.41	116.50	N/A	N/A	Peak

Note:

1. " *", means this data is the worst emission level.
2. C.F (Correction Factor) = Antenna Factor (dB)+ Cable Loss (dB).
3. Measurement(dBuV/m) = Reading(dBuV) + C.F (Correction Factor).
4.The emission levels of other frequencies are very lower than the limit and not show in test report.

EUT	AX5400 Wi-Fi 6 Router	Date of Test	2020-08-26
Factor	BBHA 9120D_1GHz~18GHz_2020	Temp. / Humidity	24.8°C/47%
Polarity	Vertical	Site / Test Engineer	AC1 / Jay Chu
Test Mode	Transmit by 802.11g at Channel 2412MHz (CDD Mode)	Test Voltage	120V/60Hz

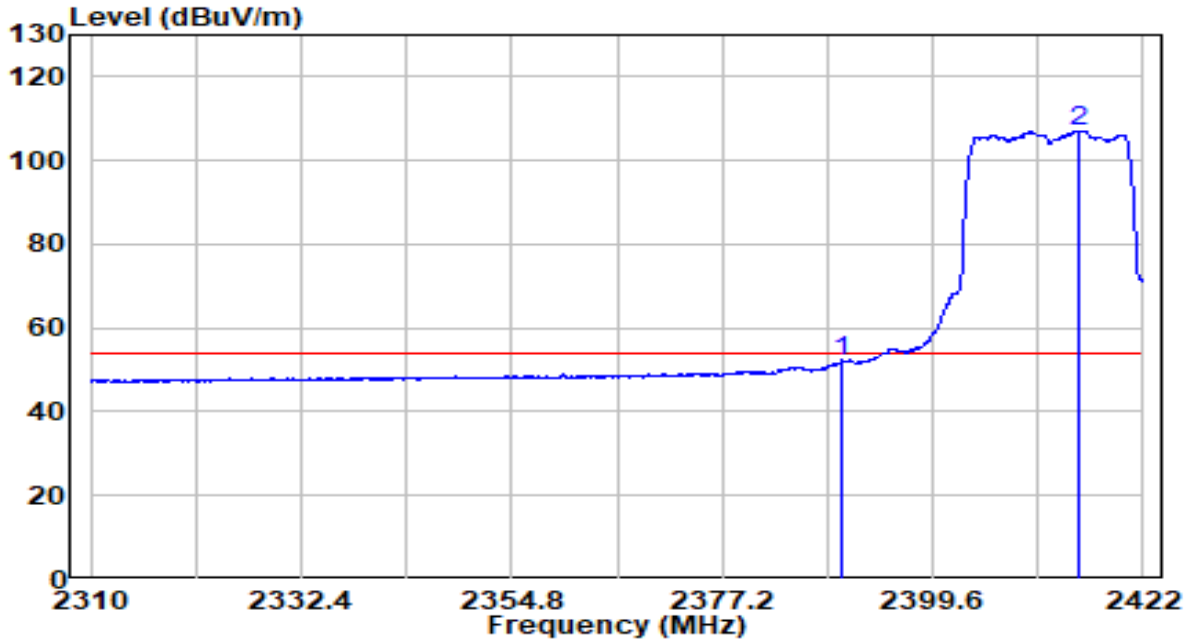

No		Frequency (MHz)	Reading (dBuV)	C.F (dB)	Measurement (dBuV/m)	Margin (dB)	Limit (dBuV/m)	Remark (QP/PK/AV)
1		2390.000	19.71	32.30	52.01	-1.99	54.00	Average
2	*	2415.056	74.62	32.41	107.03	N/A	N/A	Average

Note:

1. " *", means this data is the worst emission level.
2. C.F (Correction Factor) = Antenna Factor (dB)+ Cable Loss (dB).
3. Measurement(dBuV/m) = Reading(dBuV) + C.F (Correction Factor).
4.The emission levels of other frequencies are very lower than the limit and not show in test report.

EUT	AX5400 Wi-Fi 6 Router	Date of Test	2020-08-26
Factor	BBHA 9120D_1GHz~18GHz_2020	Temp. / Humidity	24.8°C/47%
Polarity	Vertical	Site / Test Engineer	AC2 / Jay Chu
Test Mode	Transmit by 802.11g at Channel 2417MHz (CDD Mode)	Test Voltage	120V/60Hz

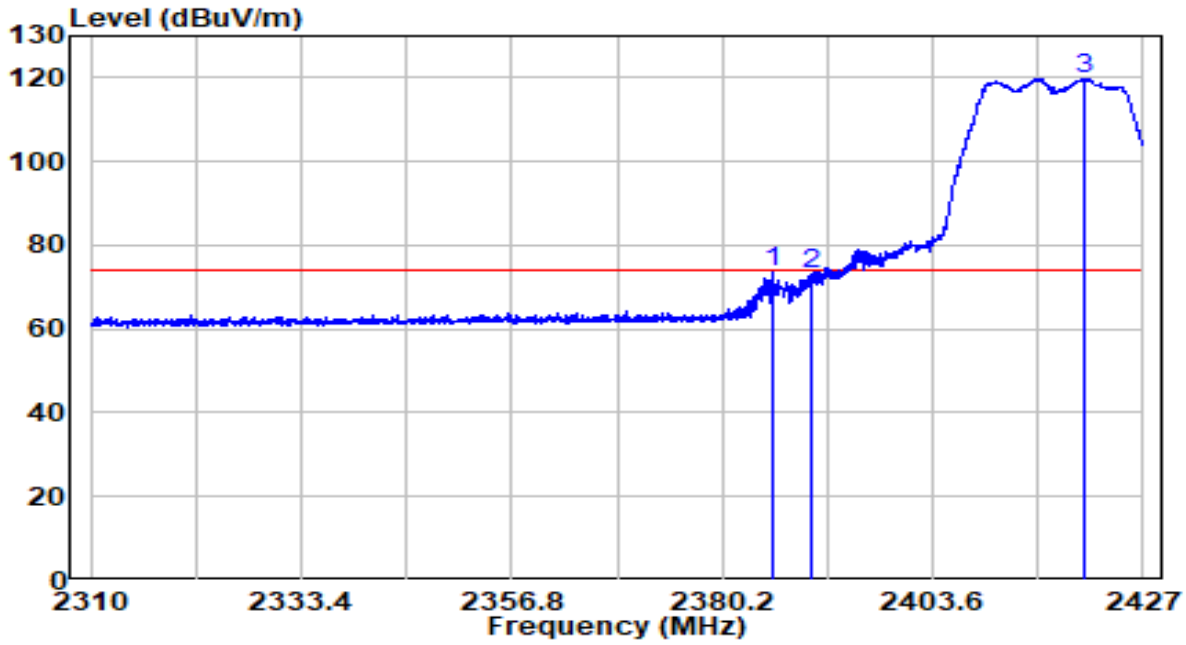

No		Frequency (MHz)	Reading (dBuV)	C.F (dB)	Measurement (dBuV/m)	Margin (dB)	Limit (dBuV/m)	Remark (QP/PK/AV)
1		2385.816	41.30	32.28	73.58	-0.42	74.00	Peak
2		2390.000	40.88	32.30	73.18	-0.82	74.00	Peak
3	*	2420.507	87.51	32.43	119.94	N/A	N/A	Peak

Note:

1. " *", means this data is the worst emission level.
2. C.F (Correction Factor) = Antenna Factor (dB)+ Cable Loss (dB).
3. Measurement(dBuV/m) = Reading(dBuV) + C.F (Correction Factor).
4.The emission levels of other frequencies are very lower than the limit and not show in test report.

EUT	AX5400 Wi-Fi 6 Router	Date of Test	2020-08-26
Factor	BBHA 9120D_1GHz~18GHz_2020	Temp. / Humidity	24.8°C/47%
Polarity	Vertical	Site / Test Engineer	AC2 / Jay Chu
Test Mode	Transmit by 802.11g at Channel 2417MHz (CDD Mode)	Test Voltage	120V/60Hz

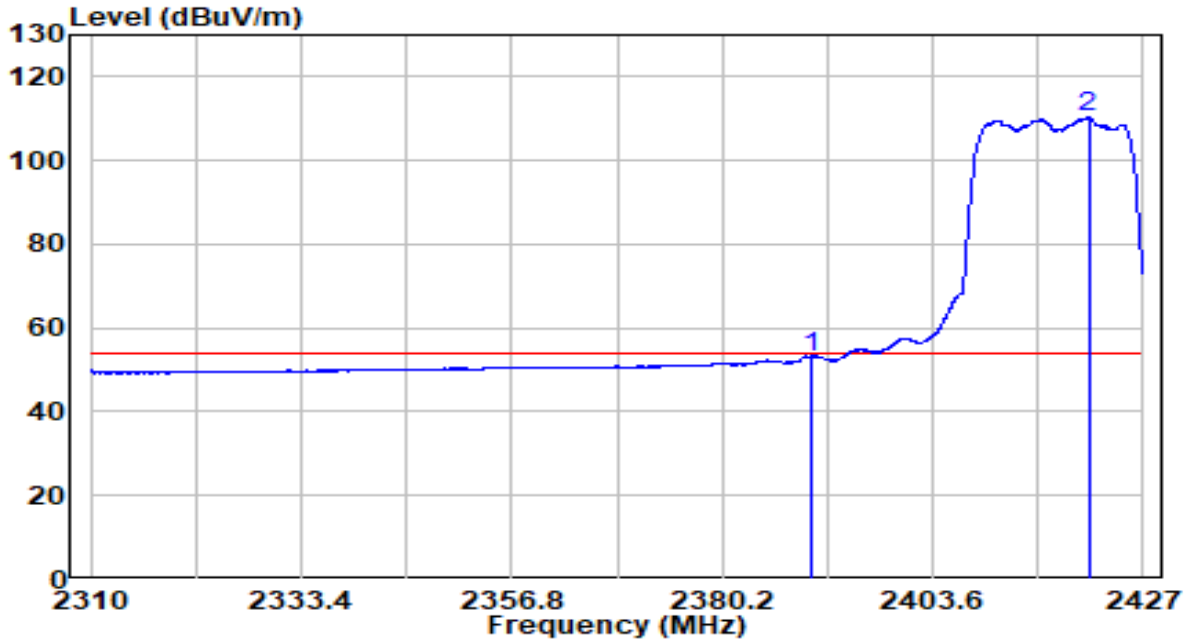

No		Frequency (MHz)	Reading (dBuV)	C.F (dB)	Measurement (dBuV/m)	Margin (dB)	Limit (dBuV/m)	Remark (QP/PK/AV)
1		2390.000	20.81	32.30	53.11	-0.89	54.00	Average
2	*	2420.916	77.74	32.43	110.17	N/A	N/A	Average

Note:

1. " *", means this data is the worst emission level.
2. C.F (Correction Factor) = Antenna Factor (dB)+ Cable Loss (dB).
3. Measurement(dBuV/m) = Reading(dBuV) + C.F (Correction Factor).
4.The emission levels of other frequencies are very lower than the limit and not show in test report.

EUT	AX5400 Wi-Fi 6 Router	Date of Test	2020-08-26
Factor	BBHA 9120D_1GHz~18GHz_2020	Temp. / Humidity	24.8°C/47%
Polarity	Vertical	Site / Test Engineer	AC2 / Jay Chu
Test Mode	Transmit by 802.11g at Channel 2422MHz (CDD Mode)	Test Voltage	120V/60Hz

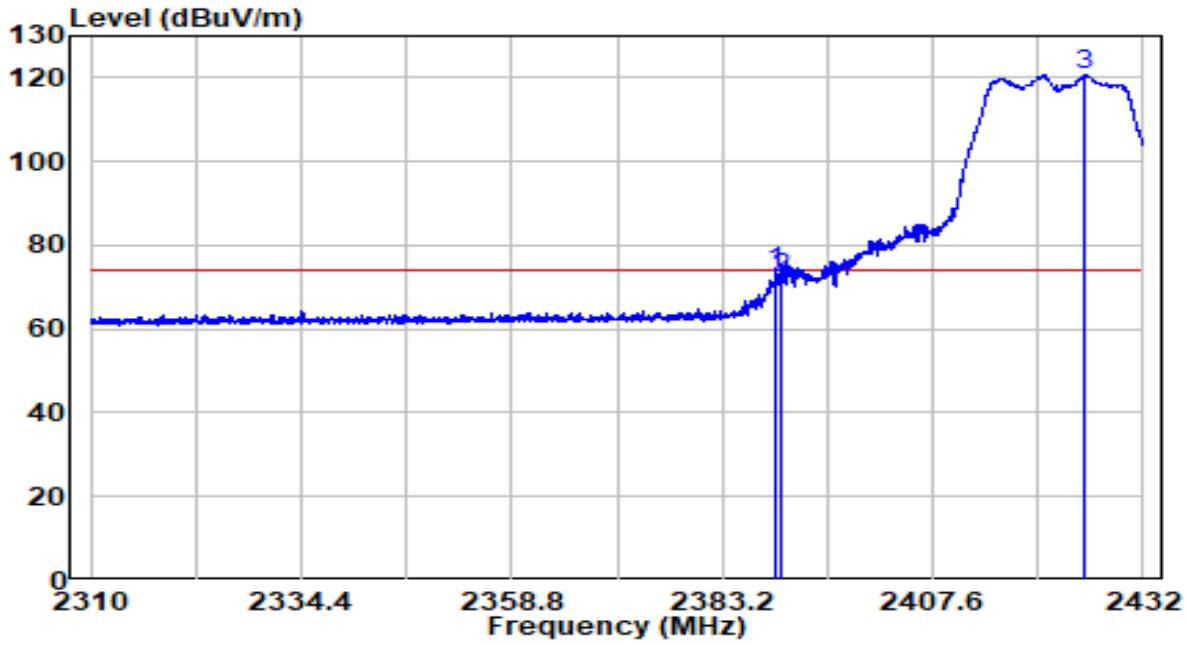

No		Frequency (MHz)	Reading (dBuV)	C.F (dB)	Measurement (dBuV/m)	Margin (dB)	Limit (dBuV/m)	Remark (QP/PK/AV)
1		2389.483	41.46	32.29	73.75	-0.25	74.00	Peak
2		2390.000	39.82	32.30	72.11	-1.89	74.00	Peak
3	*	2425.290	88.13	32.45	120.58	N/A	N/A	Peak

Note:

1. " *", means this data is the worst emission level.
2. C.F (Correction Factor) = Antenna Factor (dB)+ Cable Loss (dB).
3. Measurement(dBuV/m) = Reading(dBuV) + C.F (Correction Factor).
4.The emission levels of other frequencies are very lower than the limit and not show in test report.

EUT	AX5400 Wi-Fi 6 Router	Date of Test	2020-08-26
Factor	BBHA 9120D_1GHz~18GHz_2020	Temp. / Humidity	24.8°C/47%
Polarity	Vertical	Site / Test Engineer	AC2 / Jay Chu
Test Mode	Transmit by 802.11g at Channel 2422MHz (CDD Mode)	Test Voltage	120V/60Hz

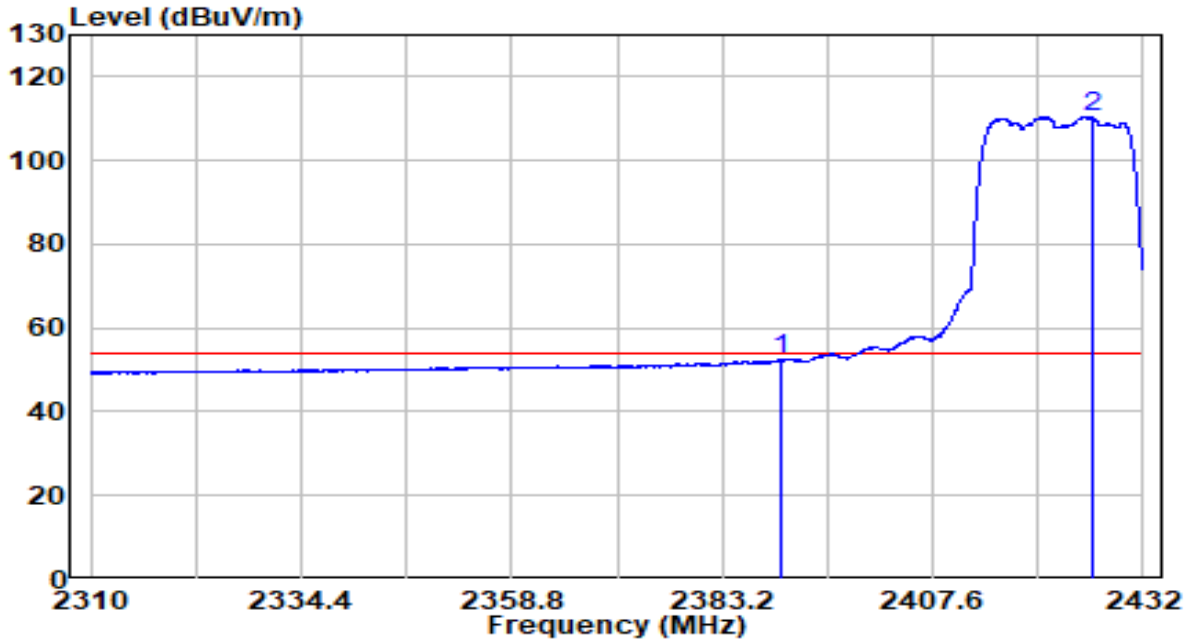

No		Frequency (MHz)	Reading (dBuV)	C.F (dB)	Measurement (dBuV/m)	Margin (dB)	Limit (dBuV/m)	Remark (QP/PK/AV)
1		2390.000	20.12	32.30	52.41	-1.59	54.00	Average
2	*	2426.083	78.11	32.45	110.56	N/A	N/A	Average

Note:

1. " *", means this data is the worst emission level.
2. C.F (Correction Factor) = Antenna Factor (dB)+ Cable Loss (dB).
3. Measurement(dBuV/m) = Reading(dBuV) + C.F (Correction Factor).
4.The emission levels of other frequencies are very lower than the limit and not show in test report.

EUT	AX5400 Wi-Fi 6 Router	Date of Test	2020-08-26
Factor	BBHA 9120D_1GHz~18GHz_2020	Temp. / Humidity	24.8°C/47%
Polarity	Vertical	Site / Test Engineer	AC2 / Jay Chu
Test Mode	Transmit by 802.11g at Channel 2427MHz (CDD Mode)	Test Voltage	120V/60Hz

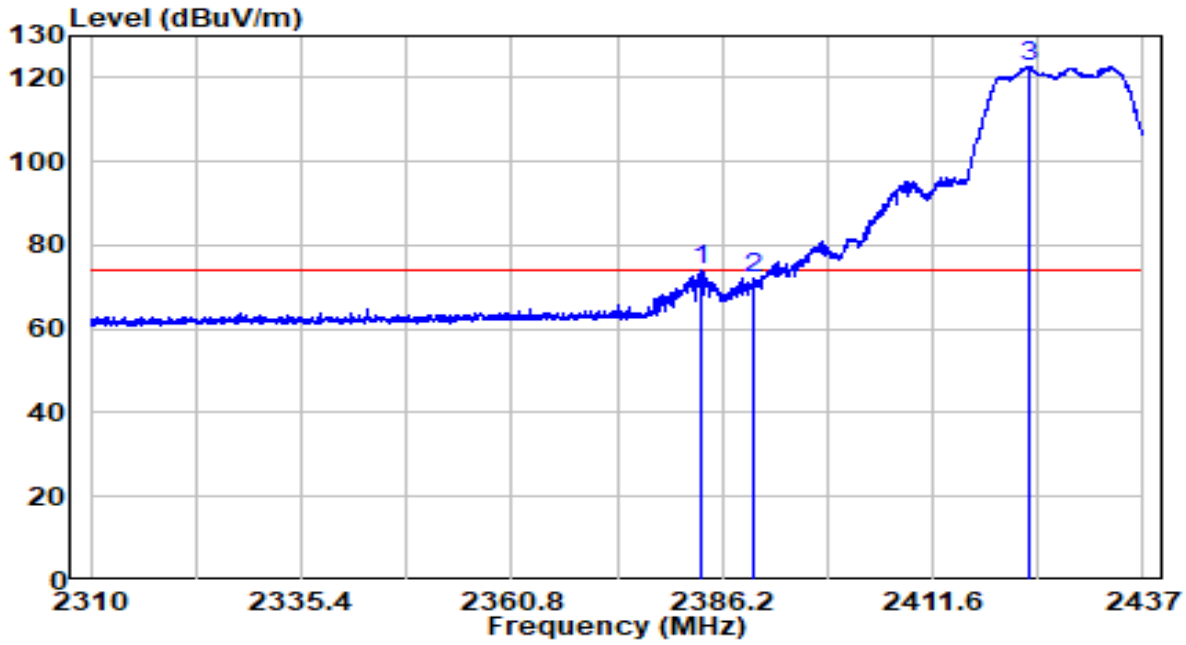

No		Frequency (MHz)	Reading (dBuV)	C.F (dB)	Measurement (dBuV/m)	Margin (dB)	Limit (dBuV/m)	Remark (QP/PK/AV)
1		2383.660	41.57	32.27	73.84	-0.16	74.00	Peak
2		2390.000	40.06	32.30	72.36	-1.64	74.00	Peak
3	*	2423.157	90.19	32.44	122.63	N/A	N/A	Peak

Note:

1. " *", means this data is the worst emission level.
2. C.F (Correction Factor) = Antenna Factor (dB)+ Cable Loss (dB).
3. Measurement(dBuV/m) = Reading(dBuV) + C.F (Correction Factor).
4.The emission levels of other frequencies are very lower than the limit and not show in test report.

EUT	AX5400 Wi-Fi 6 Router	Date of Test	2020-09-01
Factor	BBHA 9120D_1GHz~18GHz_2020	Temp. / Humidity	24.8°C/47%
Polarity	Vertical	Site / Test Engineer	AC2 / Jay Chu
Test Mode	Transmit by 802.11g at Channel 2427MHz (CDD Mode)	Test Voltage	120V/60Hz

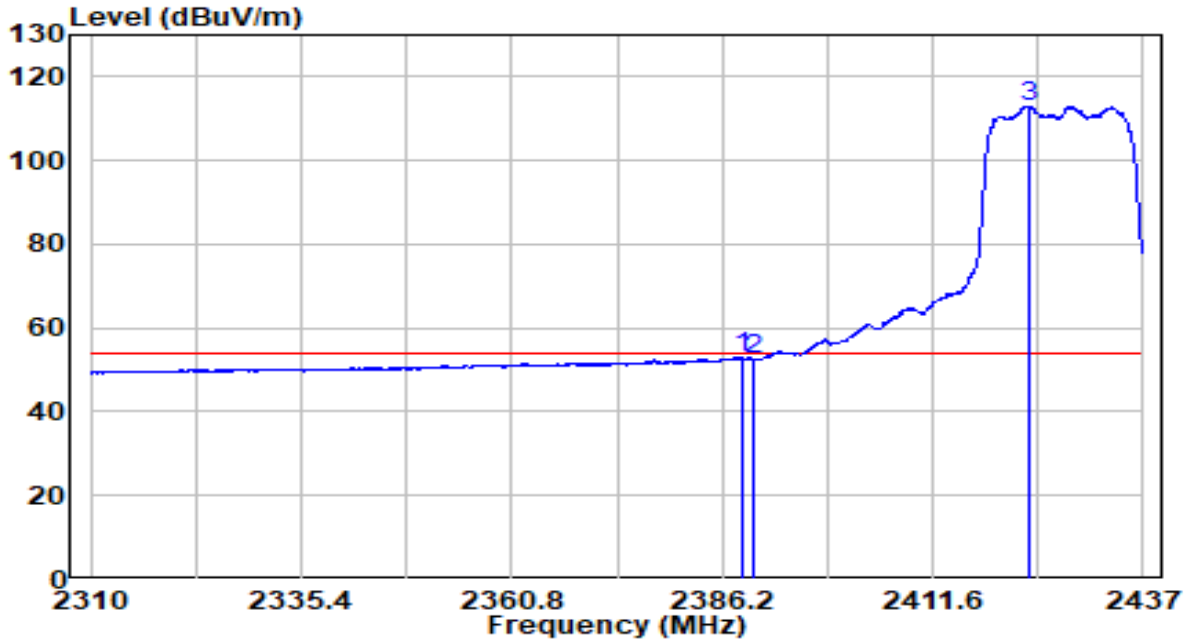

No		Frequency (MHz)	Reading (dBuV)	C.F (dB)	Measurement (dBuV/m)	Margin (dB)	Limit (dBuV/m)	Remark (QP/PK/AV)
1		2388.677	20.56	32.29	52.85	-1.15	54.00	Average
2		2390.000	20.04	32.30	52.34	-1.66	54.00	Average
3	*	2423.157	80.40	32.44	112.85	N/A	N/A	Average

Note:

1. " *", means this data is the worst emission level.
2. C.F (Correction Factor) = Antenna Factor (dB)+ Cable Loss (dB).
3. Measurement(dBuV/m) = Reading(dBuV) + C.F (Correction Factor).
4.The emission levels of other frequencies are very lower than the limit and not show in test report.

EUT	AX5400 Wi-Fi 6 Router	Date of Test	2020-08-26
Factor	BBHA 9120D_1GHz~18GHz_2020	Temp. / Humidity	24.8°C/47%
Polarity	Horizontal	Site / Test Engineer	AC1 / Jay Chu
Test Mode	Transmit by 802.11g at Channel 2437MHz (CDD Mode)	Test Voltage	120V/60Hz

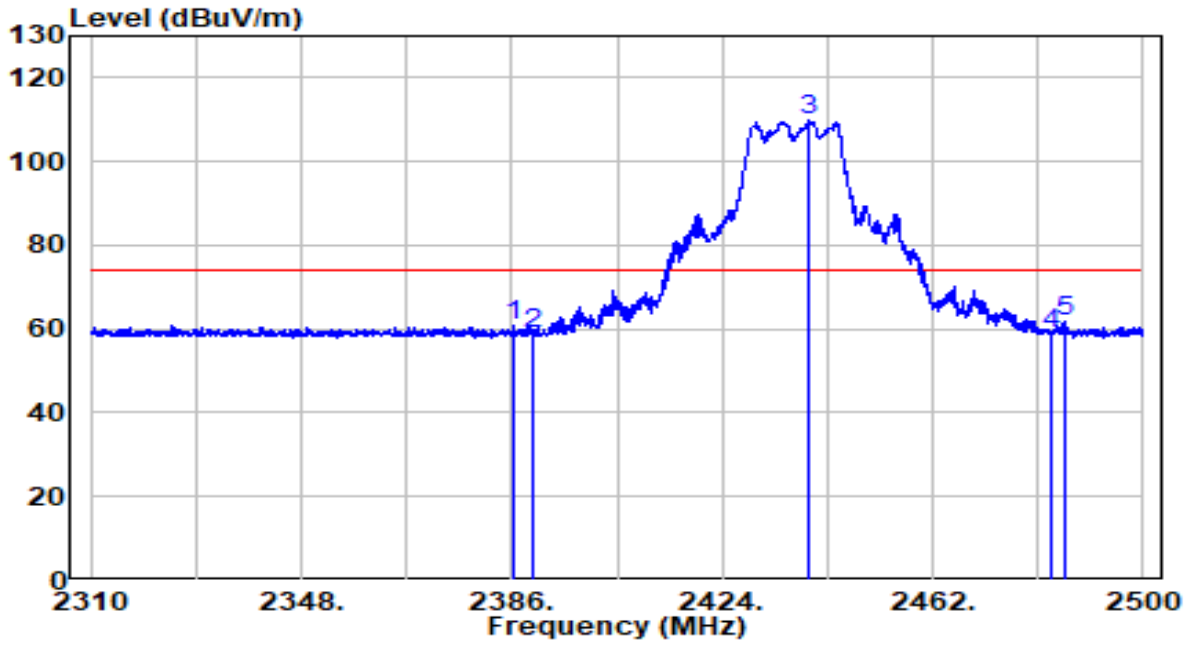

No		Frequency (MHz)	Reading (dBuV)	C.F (dB)	Measurement (dBuV/m)	Margin (dB)	Limit (dBuV/m)	Remark (QP/PK/AV)
1		2386.570	28.71	32.28	60.99	-13.01	74.00	Peak
2		2390.000	26.74	32.30	59.04	-14.96	74.00	Peak
3	*	2439.580	77.46	32.51	109.97	N/A	N/A	Peak
4		2483.500	26.34	32.71	59.05	-14.95	74.00	Peak
5		2485.940	29.00	32.72	61.72	-12.28	74.00	Peak

Note:

1. " *", means this data is the worst emission level.
2. C.F (Correction Factor) = Antenna Factor (dB)+ Cable Loss (dB).
3. Measurement(dBuV/m) = Reading(dBuV) + C.F (Correction Factor).
4.The emission levels of other frequencies are very lower than the limit and not show in test report.

EUT	AX5400 Wi-Fi 6 Router	Date of Test	2020-08-26
Factor	BBHA 9120D_1GHz~18GHz_2020	Temp. / Humidity	24.8°C/47%
Polarity	Horizontal	Site / Test Engineer	AC1 / Jay Chu
Test Mode	Transmit by 802.11g at Channel 2437MHz (CDD Mode)	Test Voltage	120V/60Hz

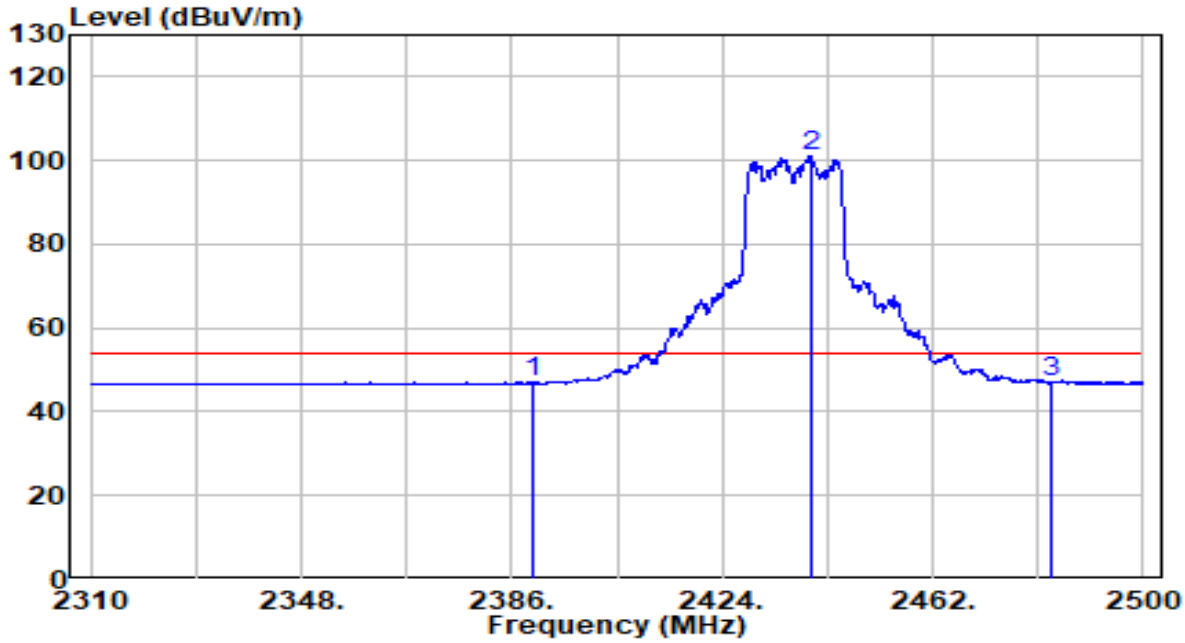

No		Frequency (MHz)	Reading (dBuV)	C.F (dB)	Measurement (dBuV/m)	Margin (dB)	Limit (dBuV/m)	Remark (QP/PK/AV)
1		2390.000	14.58	32.30	46.88	-7.12	54.00	Average
2	*	2439.865	68.40	32.52	100.92	N/A	N/A	Average
3		2483.500	14.24	32.71	46.94	-7.06	54.00	Average

Note:

1. " *", means this data is the worst emission level.
2. C.F (Correction Factor) = Antenna Factor (dB)+ Cable Loss (dB).
3. Measurement(dBuV/m) = Reading(dBuV) + C.F (Correction Factor).
4.The emission levels of other frequencies are very lower than the limit and not show in test report.

EUT	AX5400 Wi-Fi 6 Router	Date of Test	2020-08-26
Factor	BBHA 9120D_1GHz~18GHz_2020	Temp. / Humidity	24.8°C/47%
Polarity	Vertical	Site / Test Engineer	AC1 / Jay Chu
Test Mode	Transmit by 802.11g at Channel 2437MHz (CDD Mode)	Test Voltage	120V/60Hz

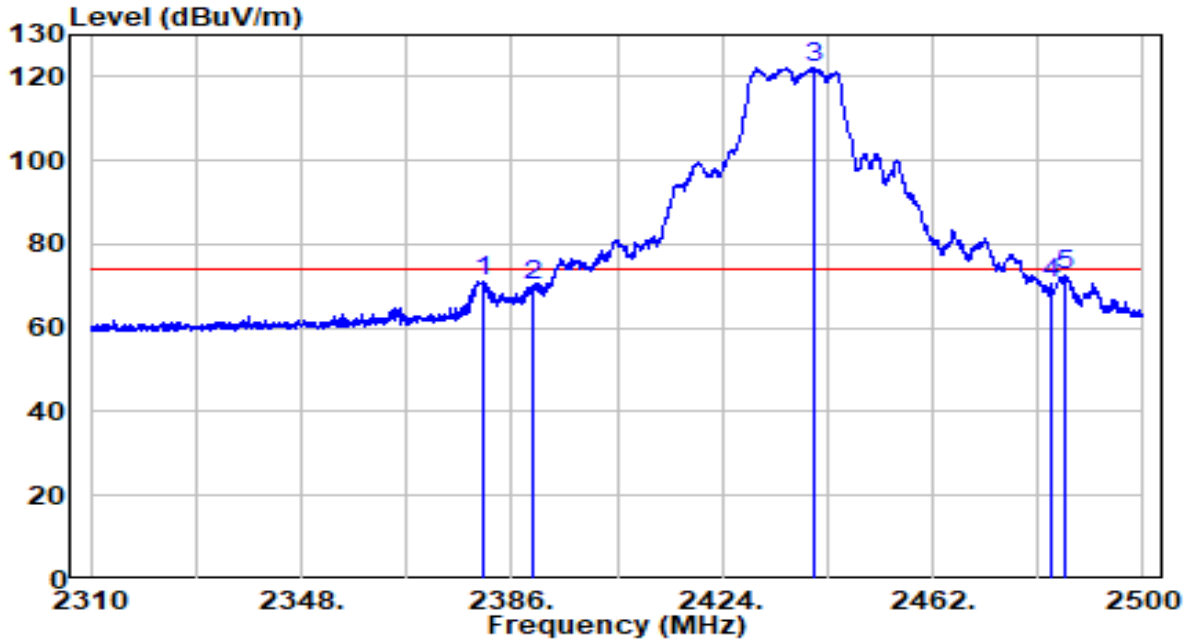

No		Frequency (MHz)	Reading (dBuV)	C.F (dB)	Measurement (dBuV/m)	Margin (dB)	Limit (dBuV/m)	Remark (QP/PK/AV)
1		2380.965	38.79	32.26	71.05	-2.95	74.00	Peak
2		2390.000	37.86	32.30	70.16	-3.84	74.00	Peak
3	*	2440.720	89.70	32.52	122.22	N/A	N/A	Peak
4		2483.500	37.90	32.71	70.60	-3.40	74.00	Peak
5		2485.750	39.78	32.72	72.50	-1.50	74.00	Peak

Note:

1. " *", means this data is the worst emission level.
2. C.F (Correction Factor) = Antenna Factor (dB)+ Cable Loss (dB).
3. Measurement(dBuV/m) = Reading(dBuV) + C.F (Correction Factor).
4.The emission levels of other frequencies are very lower than the limit and not show in test report.

EUT	AX5400 Wi-Fi 6 Router	Date of Test	2020-08-26
Factor	BBHA 9120D_1GHz~18GHz_2020	Temp. / Humidity	24.8°C/47%
Polarity	Vertical	Site / Test Engineer	AC1 / Jay Chu
Test Mode	Transmit by 802.11g at Channel 2437MHz (CDD Mode)	Test Voltage	120V/60Hz

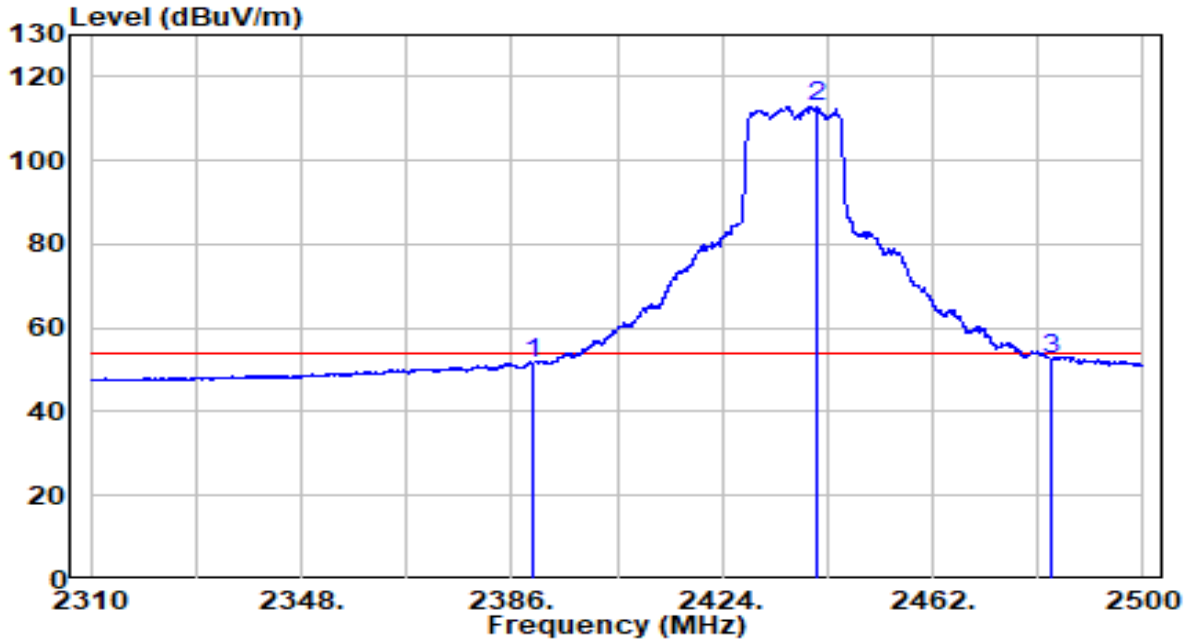

No		Frequency (MHz)	Reading (dBuV)	C.F (dB)	Measurement (dBuV/m)	Margin (dB)	Limit (dBuV/m)	Remark (QP/PK/AV)
1		2390.000	19.45	32.30	51.74	-2.26	54.00	Average
2	*	2441.100	80.50	32.52	113.02	N/A	N/A	Average
3		2483.500	19.81	32.71	52.51	-1.49	54.00	Average

Note:

1. " *", means this data is the worst emission level.
2. C.F (Correction Factor) = Antenna Factor (dB)+ Cable Loss (dB).
3. Measurement(dBuV/m) = Reading(dBuV) + C.F (Correction Factor).
4.The emission levels of other frequencies are very lower than the limit and not show in test report.

EUT	AX5400 Wi-Fi 6 Router	Date of Test	2020-08-26
Factor	BBHA 9120D_1GHz~18GHz_2020	Temp. / Humidity	24.8°C/47%
Polarity	Vertical	Site / Test Engineer	AC2 / Jay Chu
Test Mode	Transmit by 802.11g at Channel 2447MHz (CDD Mode)	Test Voltage	120V/60Hz

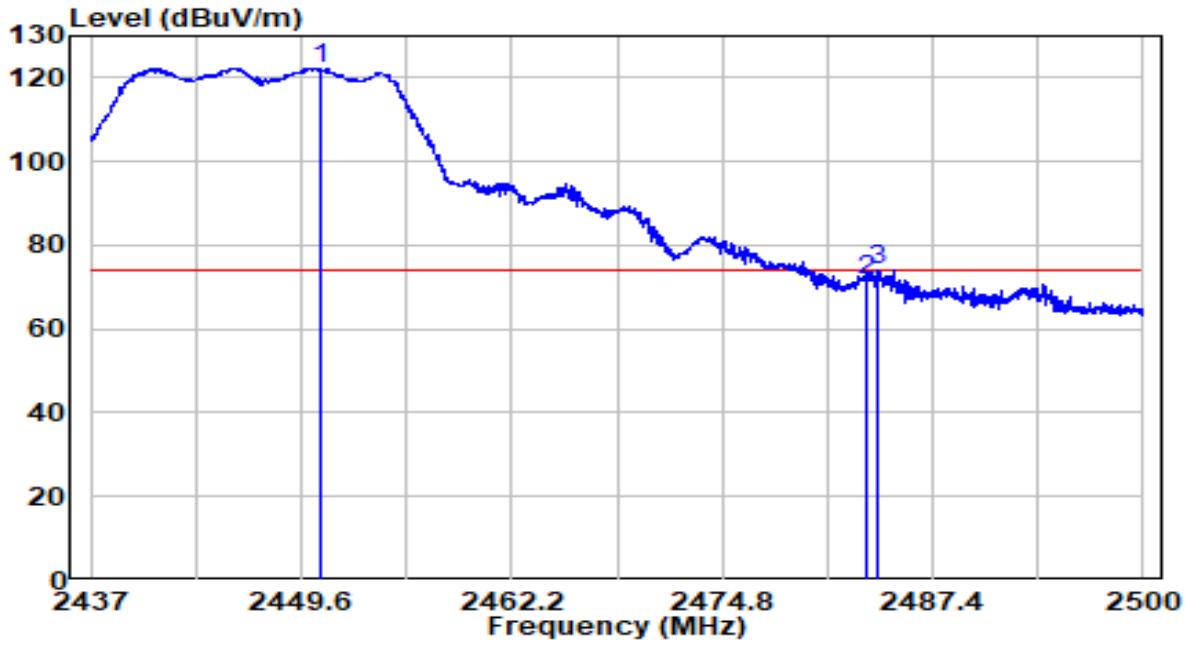

No		Frequency (MHz)	Reading (dBuV)	C.F (dB)	Measurement (dBuV/m)	Margin (dB)	Limit (dBuV/m)	Remark (QP/PK/AV)
1	*	2450.734	89.83	32.56	122.39	N/A	N/A	Peak
2		2483.500	38.80	32.71	71.51	-2.49	74.00	Peak
3		2484.093	41.24	32.71	73.95	-0.05	74.00	Peak

Note:

1. " *", means this data is the worst emission level.
2. C.F (Correction Factor) = Antenna Factor (dB)+ Cable Loss (dB).
3. Measurement(dBuV/m) = Reading(dBuV) + C.F (Correction Factor).
4.The emission levels of other frequencies are very lower than the limit and not show in test report.

EUT	AX5400 Wi-Fi 6 Router	Date of Test	2020-08-26
Factor	BBHA 9120D_1GHz~18GHz_2020	Temp. / Humidity	24.8°C/47%
Polarity	Vertical	Site / Test Engineer	AC2 / Jay Chu
Test Mode	Transmit by 802.11g at Channel 2447MHz (CDD Mode)	Test Voltage	120V/60Hz

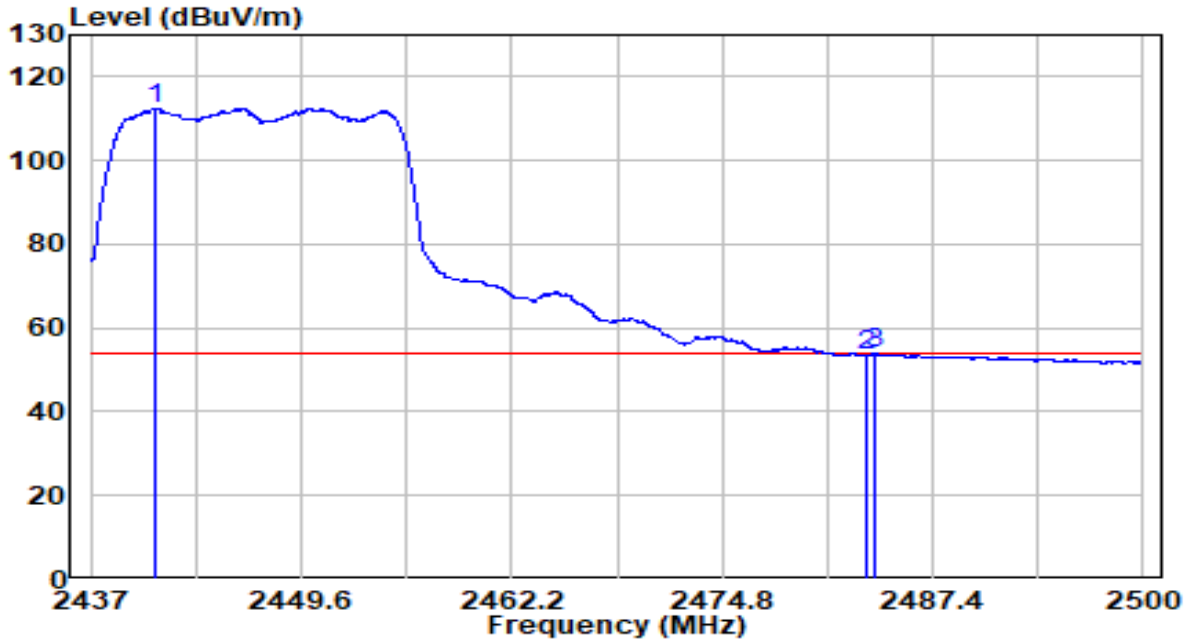

No		Frequency (MHz)	Reading (dBuV)	C.F (dB)	Measurement (dBuV/m)	Margin (dB)	Limit (dBuV/m)	Remark (QP/PK/AV)
1	*	2440.875	80.06	32.52	112.58	N/A	N/A	Average
2		2483.500	20.88	32.71	53.59	-0.41	54.00	Average
3		2483.935	21.16	32.71	53.87	-0.13	54.00	Average

Note:

1. " *", means this data is the worst emission level.
2. C.F (Correction Factor) = Antenna Factor (dB)+ Cable Loss (dB).
3. Measurement(dBuV/m) = Reading(dBuV) + C.F (Correction Factor).
4.The emission levels of other frequencies are very lower than the limit and not show in test report.

EUT	AX5400 Wi-Fi 6 Router	Date of Test	2020-08-26
Factor	BBHA 9120D_1GHz~18GHz_2020	Temp. / Humidity	24.8°C/47%
Polarity	Vertical	Site / Test Engineer	AC2 / Jay Chu
Test Mode	Transmit by 802.11g at Channel 2452MHz (CDD Mode)	Test Voltage	120V/60Hz

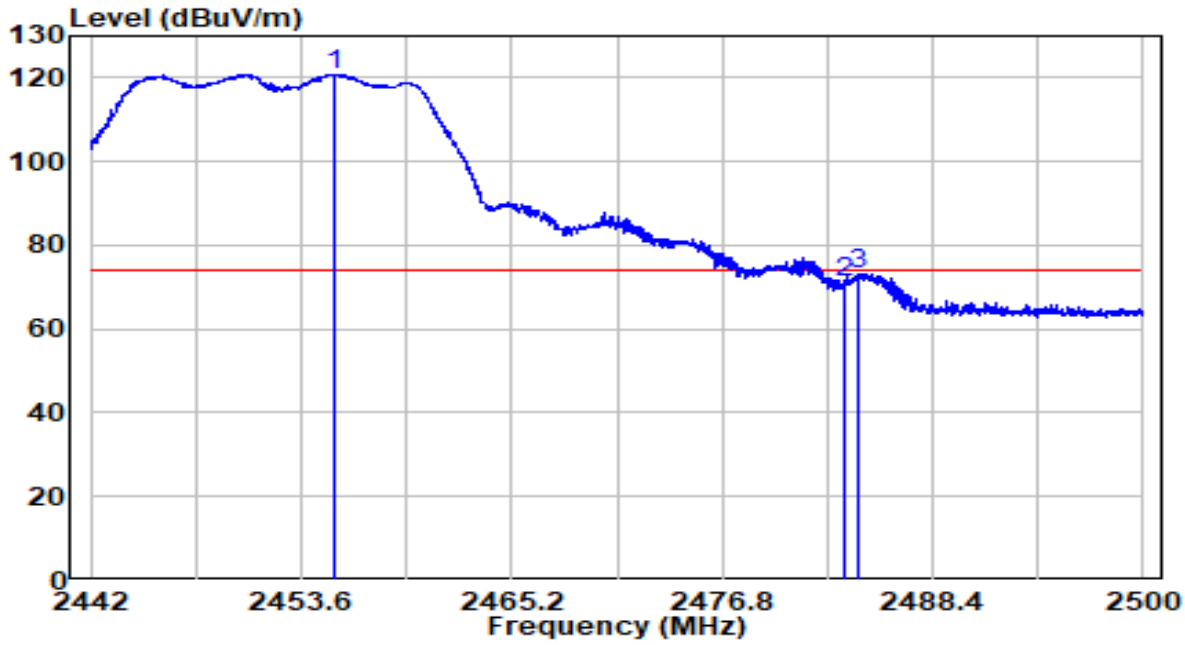

No		Frequency (MHz)	Reading (dBuV)	C.F (dB)	Measurement (dBuV/m)	Margin (dB)	Limit (dBuV/m)	Remark (QP/PK/AV)
1	*	2455.398	88.31	32.58	120.90	N/A	N/A	Peak
2		2483.500	38.62	32.71	71.33	-2.67	74.00	Peak
3		2484.340	40.63	32.71	73.34	-0.66	74.00	Peak

Note:

1. " *", means this data is the worst emission level.
2. C.F (Correction Factor) = Antenna Factor (dB)+ Cable Loss (dB).
3. Measurement(dBuV/m) = Reading(dBuV) + C.F (Correction Factor).
4.The emission levels of other frequencies are very lower than the limit and not show in test report.

EUT	AX5400 Wi-Fi 6 Router	Date of Test	2020-08-26
Factor	BBHA 9120D_1GHz~18GHz_2020	Temp. / Humidity	24.8°C/47%
Polarity	Vertical	Site / Test Engineer	AC2 / Jay Chu
Test Mode	Transmit by 802.11g at Channel 2452MHz (CDD Mode)	Test Voltage	120V/60Hz

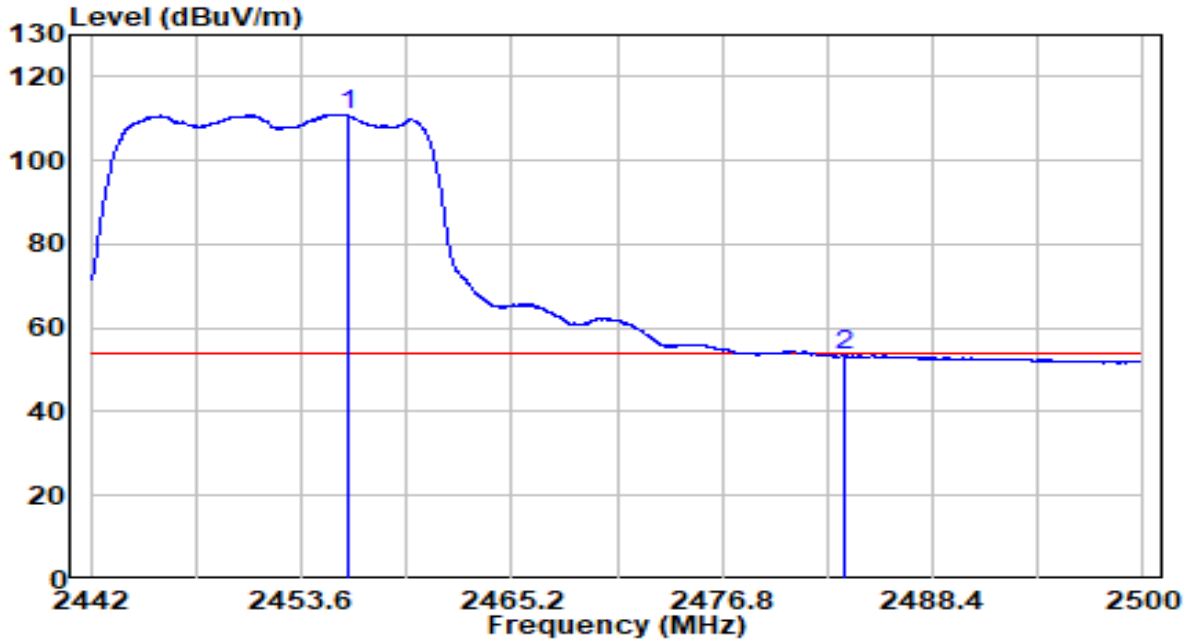

No		Frequency (MHz)	Reading (dBuV)	C.F (dB)	Measurement (dBuV/m)	Margin (dB)	Limit (dBuV/m)	Remark (QP/PK/AV)
1	*	2456.123	78.40	32.59	110.99	N/A	N/A	Average
2		2483.500	20.52	32.71	53.23	-0.77	54.00	Average

Note:

1. " *", means this data is the worst emission level.
2. C.F (Correction Factor) = Antenna Factor (dB)+ Cable Loss (dB).
3. Measurement(dBuV/m) = Reading(dBuV) + C.F (Correction Factor).
4.The emission levels of other frequencies are very lower than the limit and not show in test report.

EUT	AX5400 Wi-Fi 6 Router	Date of Test	2020-08-26
Factor	BBHA 9120D_1GHz~18GHz_2020	Temp. / Humidity	24.8°C/47%
Polarity	Vertical	Site / Test Engineer	AC2 / Jay Chu
Test Mode	Transmit by 802.11g at Channel 2457MHz (CDD Mode)	Test Voltage	120V/60Hz

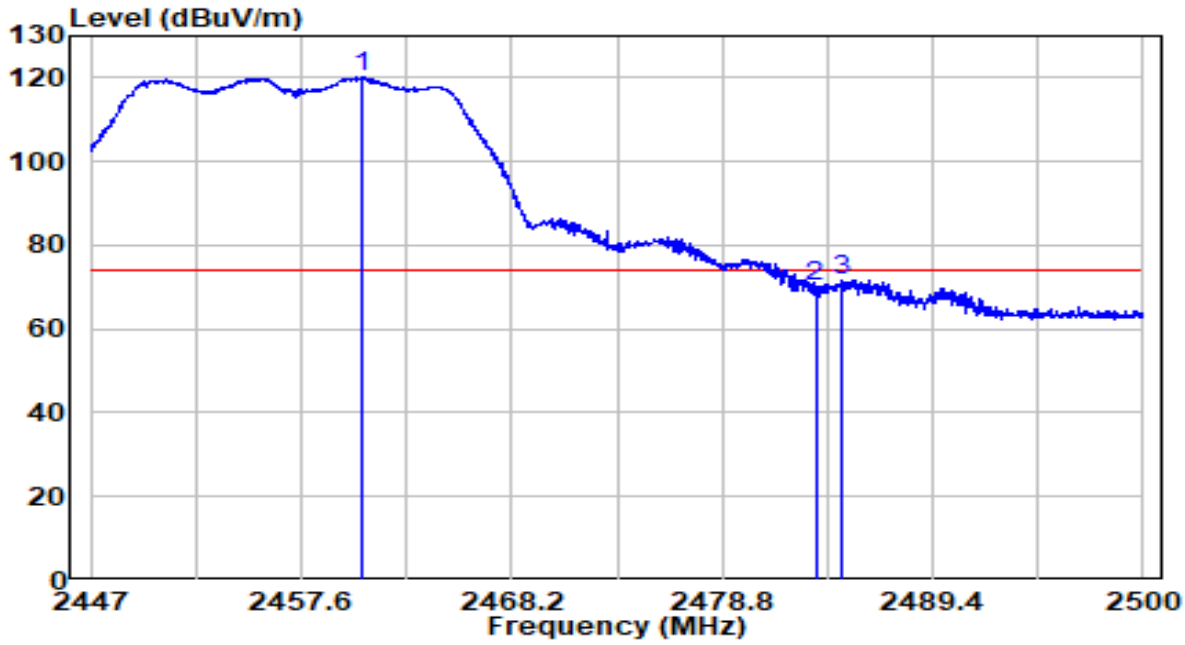

No		Frequency (MHz)	Reading (dBuV)	C.F (dB)	Measurement (dBuV/m)	Margin (dB)	Limit (dBuV/m)	Remark (QP/PK/AV)
1	*	2460.674	87.45	32.61	120.06	N/A	N/A	Peak
2		2483.500	37.22	32.71	69.93	-4.07	74.00	Peak
3		2484.868	39.15	32.71	71.86	-2.14	74.00	Peak

Note:

1. " *", means this data is the worst emission level.
2. C.F (Correction Factor) = Antenna Factor (dB)+ Cable Loss (dB).
3. Measurement(dBuV/m) = Reading(dBuV) + C.F (Correction Factor).
4.The emission levels of other frequencies are very lower than the limit and not show in test report.

EUT	AX5400 Wi-Fi 6 Router	Date of Test	2020-08-26
Factor	BBHA 9120D_1GHz~18GHz_2020	Temp. / Humidity	24.8°C/47%
Polarity	Vertical	Site / Test Engineer	AC2 / Jay Chu
Test Mode	Transmit by 802.11g at Channel 2457MHz (CDD Mode)	Test Voltage	120V/60Hz

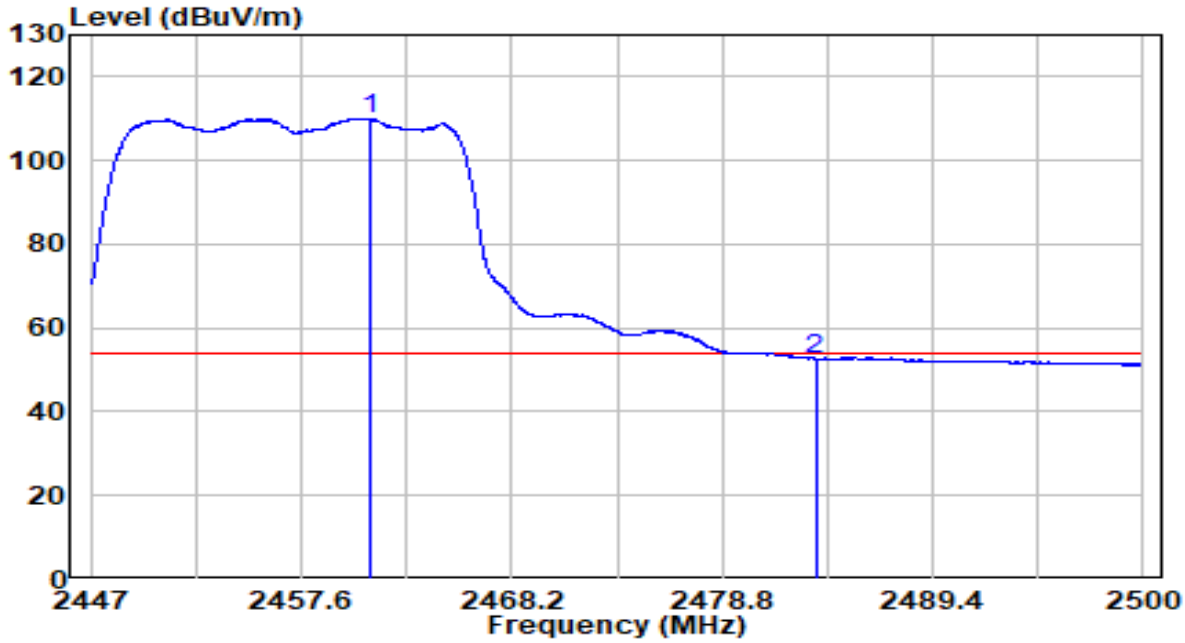

No		Frequency (MHz)	Reading (dBuV)	C.F (dB)	Measurement (dBuV/m)	Margin (dB)	Limit (dBuV/m)	Remark (QP/PK/AV)
1	*	2461.125	77.39	32.61	110.00	N/A	N/A	Average
2		2483.500	19.94	32.71	52.65	-1.35	54.00	Average

Note:

1. " *", means this data is the worst emission level.
2. C.F (Correction Factor) = Antenna Factor (dB)+ Cable Loss (dB).
3. Measurement(dBuV/m) = Reading(dBuV) + C.F (Correction Factor).
4.The emission levels of other frequencies are very lower than the limit and not show in test report.

EUT	AX5400 Wi-Fi 6 Router	Date of Test	2020-08-26
Factor	BBHA 9120D_1GHz~18GHz_2020	Temp. / Humidity	24.8°C/47%
Polarity	Horizontal	Site / Test Engineer	AC1 / Jay Chu
Test Mode	Transmit by 802.11g at Channel 2462MHz (CDD Mode)	Test Voltage	120V/60Hz

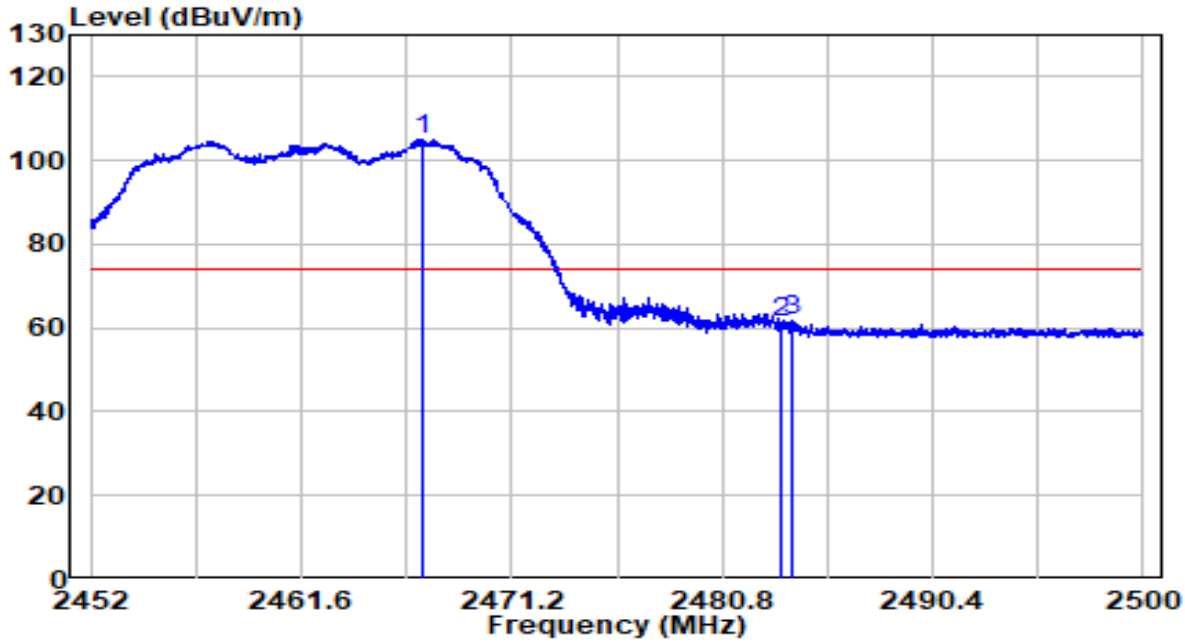

No		Frequency (MHz)	Reading (dBuV)	C.F (dB)	Measurement (dBuV/m)	Margin (dB)	Limit (dBuV/m)	Remark (QP/PK/AV)
1	*	2467.096	72.54	32.64	105.17	N/A	N/A	Peak
2		2483.500	28.71	32.71	61.42	-12.58	74.00	Peak
3		2484.016	29.24	32.71	61.95	-12.05	74.00	Peak

Note:

1. " *", means this data is the worst emission level.
2. C.F (Correction Factor) = Antenna Factor (dB)+ Cable Loss (dB).
3. Measurement(dBuV/m) = Reading(dBuV) + C.F (Correction Factor).
4.The emission levels of other frequencies are very lower than the limit and not show in test report.

EUT	AX5400 Wi-Fi 6 Router	Date of Test	2020-08-26
Factor	BBHA 9120D_1GHz~18GHz_2020	Temp. / Humidity	24.8°C/47%
Polarity	Horizontal	Site / Test Engineer	AC1 / Jay Chu
Test Mode	Transmit by 802.11g at Channel 2462MHz (CDD Mode)	Test Voltage	120V/60Hz

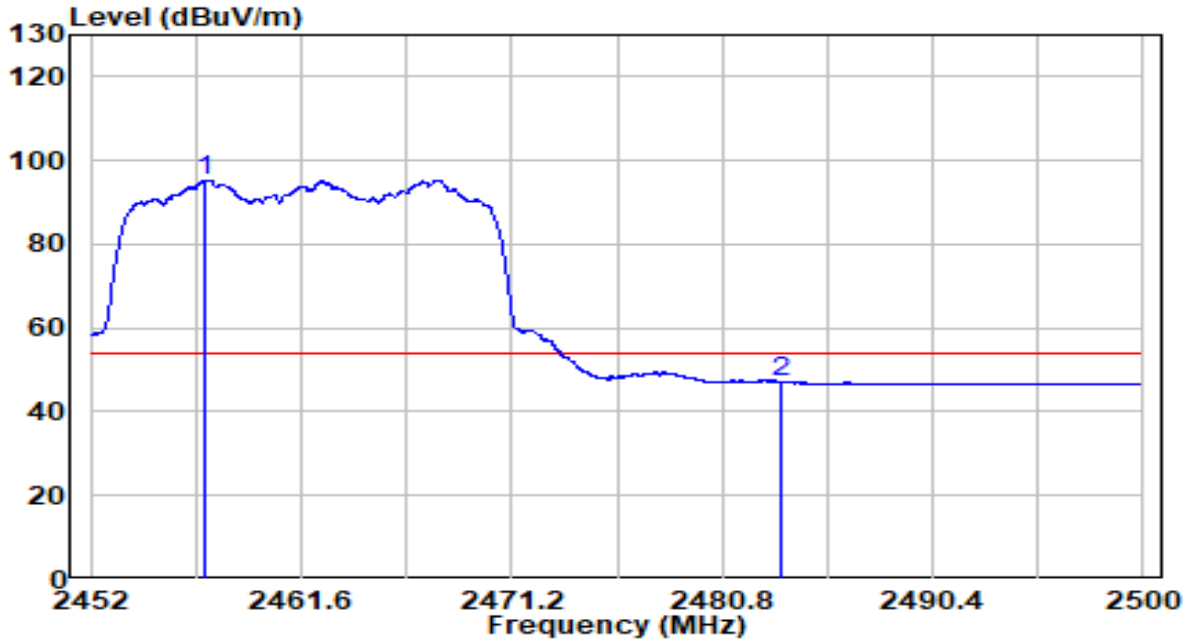

No		Frequency (MHz)	Reading (dBuV)	C.F (dB)	Measurement (dBuV/m)	Margin (dB)	Limit (dBuV/m)	Remark (QP/PK/AV)
1	*	2457.232	62.67	32.59	95.27	N/A	N/A	Average
2		2483.500	14.37	32.71	47.07	-6.93	54.00	Average

Note:

1. " *", means this data is the worst emission level.
2. C.F (Correction Factor) = Antenna Factor (dB)+ Cable Loss (dB).
3. Measurement(dBuV/m) = Reading(dBuV) + C.F (Correction Factor).
4.The emission levels of other frequencies are very lower than the limit and not show in test report.

EUT	AX5400 Wi-Fi 6 Router	Date of Test	2020-08-26
Factor	BBHA 9120D_1GHz~18GHz_2020	Temp. / Humidity	24.8°C/47%
Polarity	Vertical	Site / Test Engineer	AC1 / Jay Chu
Test Mode	Transmit by 802.11g at Channel 2462MHz (CDD Mode)	Test Voltage	120V/60Hz

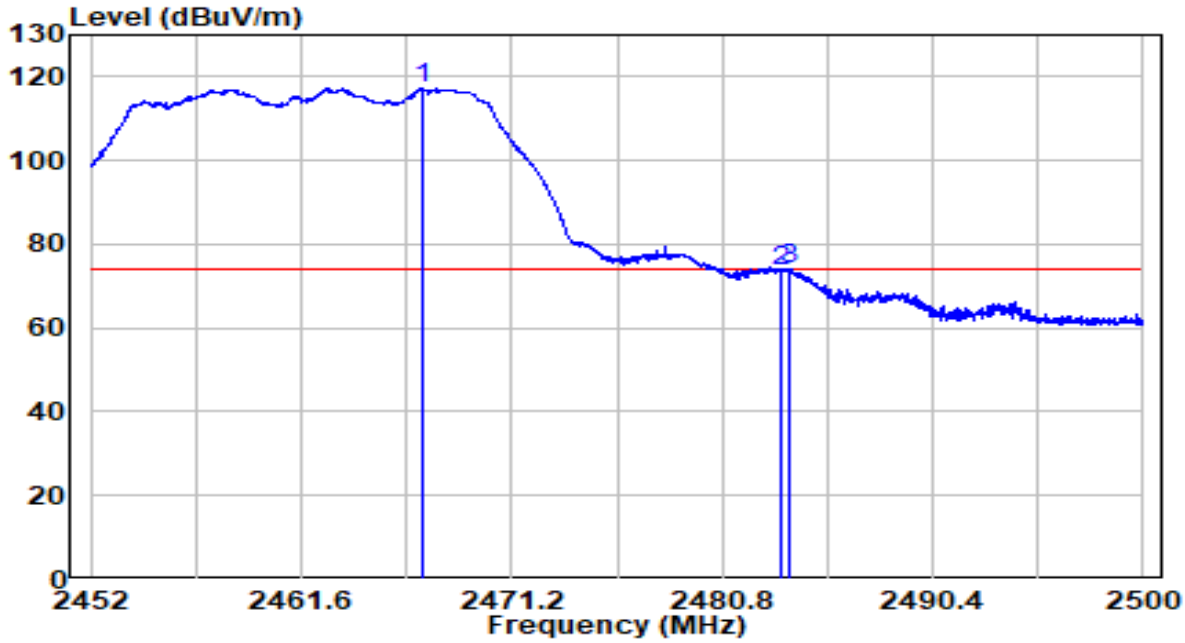

No		Frequency (MHz)	Reading (dBuV)	C.F (dB)	Measurement (dBuV/m)	Margin (dB)	Limit (dBuV/m)	Remark (QP/PK/AV)
1	*	2467.120	84.43	32.64	117.07	N/A	N/A	Peak
2		2483.500	40.90	32.71	73.61	-0.39	74.00	Peak
3		2483.872	41.21	32.71	73.92	-0.08	74.00	Peak

Note:

1. " *", means this data is the worst emission level.
2. C.F (Correction Factor) = Antenna Factor (dB)+ Cable Loss (dB).
3. Measurement(dBuV/m) = Reading(dBuV) + C.F (Correction Factor).
4.The emission levels of other frequencies are very lower than the limit and not show in test report.

EUT	AX5400 Wi-Fi 6 Router	Date of Test	2020-08-26
Factor	BBHA 9120D_1GHz~18GHz_2020	Temp. / Humidity	24.8°C/47%
Polarity	Vertical	Site / Test Engineer	AC1 / Jay Chu
Test Mode	Transmit by 802.11g at Channel 2462MHz (CDD Mode)	Test Voltage	120V/60Hz

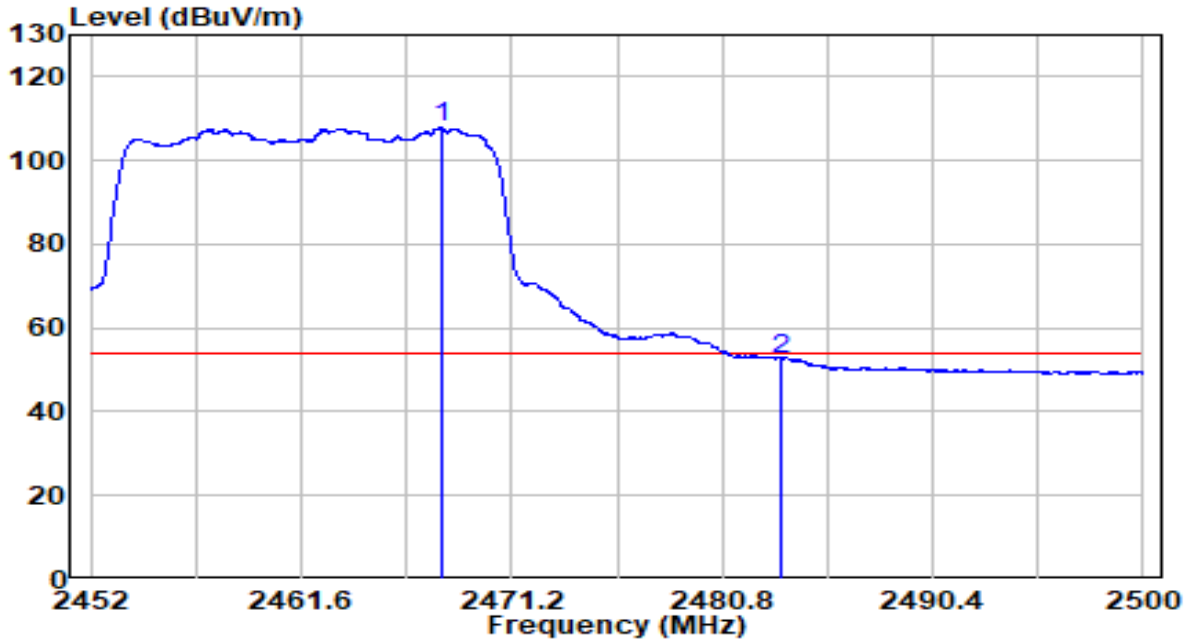

No		Frequency (MHz)	Reading (dBuV)	C.F (dB)	Measurement (dBuV/m)	Margin (dB)	Limit (dBuV/m)	Remark (QP/PK/AV)
1	*	2467.960	75.16	32.64	107.80	N/A	N/A	Average
2		2483.500	20.03	32.71	52.74	-1.26	54.00	Average

Note:

1. " *", means this data is the worst emission level.
2. C.F (Correction Factor) = Antenna Factor (dB)+ Cable Loss (dB).
3. Measurement(dBuV/m) = Reading(dBuV) + C.F (Correction Factor).
4.The emission levels of other frequencies are very lower than the limit and not show in test report.

EUT	AX5400 Wi-Fi 6 Router	Date of Test	2020-08-26
Factor	BBHA 9120D_1GHz~18GHz_2020	Temp. / Humidity	24.8°C/47%
Polarity	Horizontal	Site / Test Engineer	AC2 / Jay Chu
Test Mode	Transmit by 802.11n-HT20 at Channel 2412MHz (CDD Mode)	Test Voltage	120V/60Hz

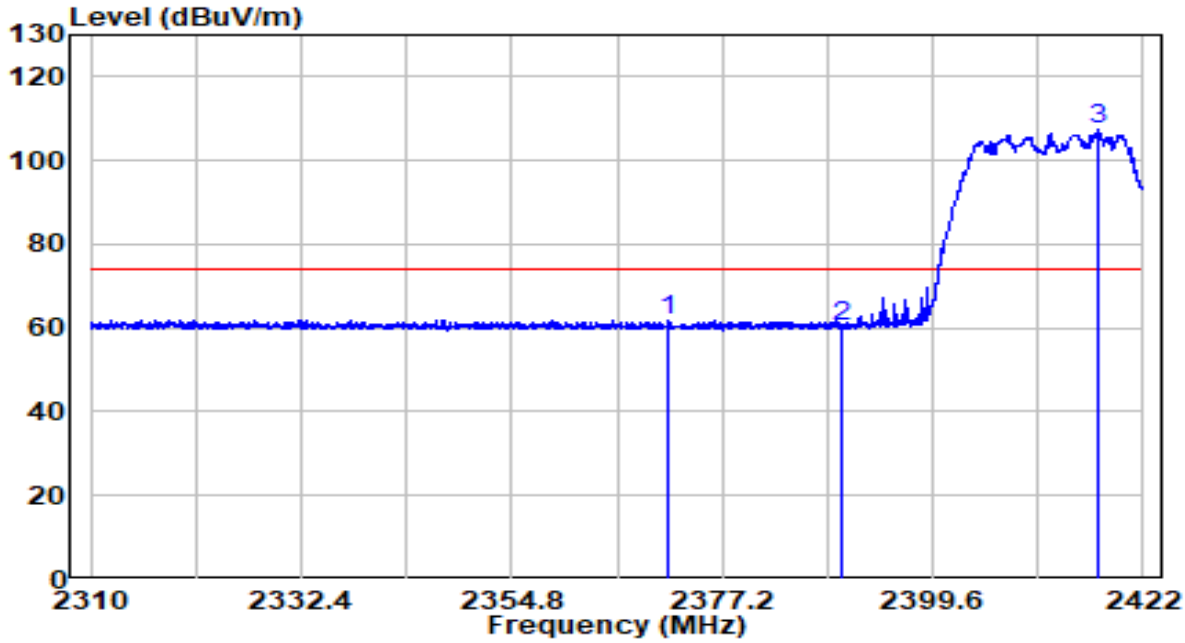

No		Frequency (MHz)	Reading (dBuV)	C.F (dB)	Measurement (dBuV/m)	Margin (dB)	Limit (dBuV/m)	Remark (QP/PK/AV)
1		2371.432	29.55	32.21	61.77	-12.23	74.00	Peak
2		2390.000	28.09	32.30	60.38	-13.62	74.00	Peak
3	*	2417.128	75.20	32.42	107.61	N/A	N/A	Peak

Note:

1. " *", means this data is the worst emission level.
2. C.F (Correction Factor) = Antenna Factor (dB)+ Cable Loss (dB).
3. Measurement(dBuV/m) = Reading(dBuV) + C.F (Correction Factor).
4.The emission levels of other frequencies are very lower than the limit and not show in test report.

EUT	AX5400 Wi-Fi 6 Router	Date of Test	2020-08-26
Factor	BBHA 9120D_1GHz~18GHz_2020	Temp. / Humidity	24.8°C/47%
Polarity	Horizontal	Site / Test Engineer	AC2 / Jay Chu
Test Mode	Transmit by 802.11n-HT20 at Channel 2412MHz (CDD Mode)	Test Voltage	120V/60Hz

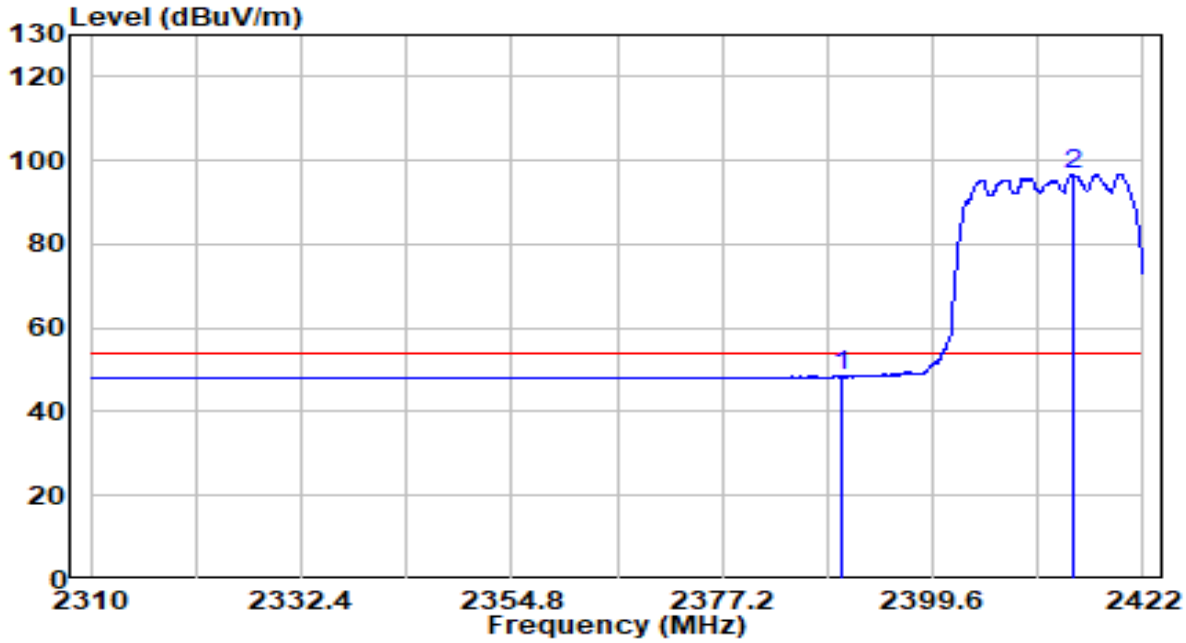

No		Frequency (MHz)	Reading (dBuV)	C.F (dB)	Measurement (dBuV/m)	Margin (dB)	Limit (dBuV/m)	Remark (QP/PK/AV)
1		2390.000	16.36	32.30	48.65	-5.35	54.00	Average
2	*	2414.496	64.45	32.40	96.85	N/A	N/A	Average

Note:

1. " *", means this data is the worst emission level.
2. C.F (Correction Factor) = Antenna Factor (dB)+ Cable Loss (dB).
3. Measurement(dBuV/m) = Reading(dBuV) + C.F (Correction Factor).
4.The emission levels of other frequencies are very lower than the limit and not show in test report.

EUT	AX5400 Wi-Fi 6 Router	Date of Test	2020-08-26
Factor	BBHA 9120D_1GHz~18GHz_2020	Temp. / Humidity	24.8°C/47%
Polarity	Vertical	Site / Test Engineer	AC2 / Jay Chu
Test Mode	Transmit by 802.11n-HT20 at Channel 2412MHz (CDD Mode)	Test Voltage	120V/60Hz

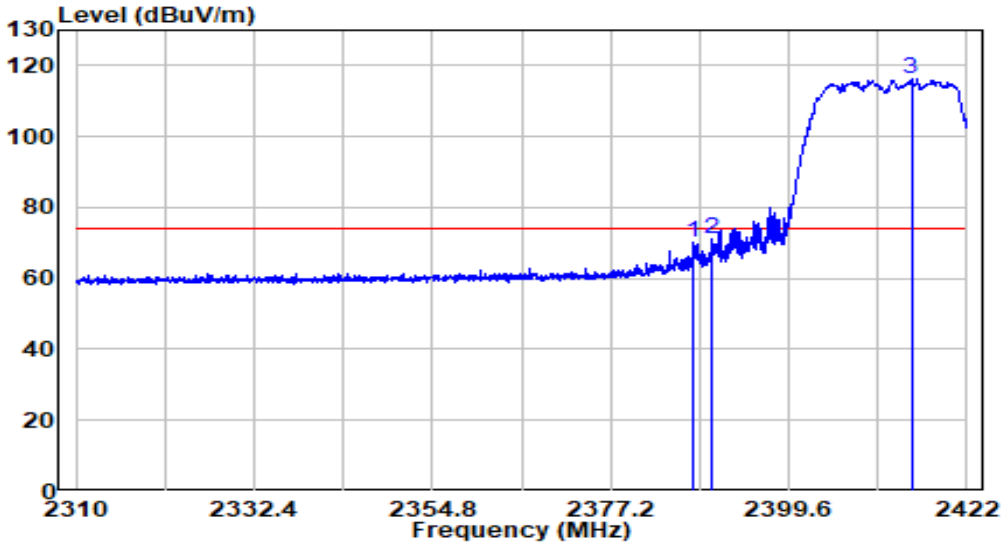

No		Frequency (MHz)	Reading (dBuV)	C.F (dB)	Measurement (dBuV/m)	Margin (dB)	Limit (dBuV/m)	Remark (QP/PK/AV)
1		2387.504	37.98	32.29	70.27	-3.73	74.00	Peak
2		2390.000	38.63	32.30	70.93	-3.07	74.00	Peak
3	*	2415.000	84.05	32.41	116.46	N/A	N/A	Peak

Note:

1. " *", means this data is the worst emission level.
2. C.F (Correction Factor) = Antenna Factor (dB)+ Cable Loss (dB).
3. Measurement(dBuV/m) = Reading(dBuV) + C.F (Correction Factor).
4.The emission levels of other frequencies are very lower than the limit and not show in test report.

EUT	AX5400 Wi-Fi 6 Router	Date of Test	2020-08-26
Factor	BBHA 9120D_1GHz~18GHz_2020	Temp. / Humidity	24.8°C/47%
Polarity	Vertical	Site / Test Engineer	AC2 / Jay Chu
Test Mode	Transmit by 802.11n-HT20 at Channel 2412MHz (CDD Mode)	Test Voltage	120V/60Hz

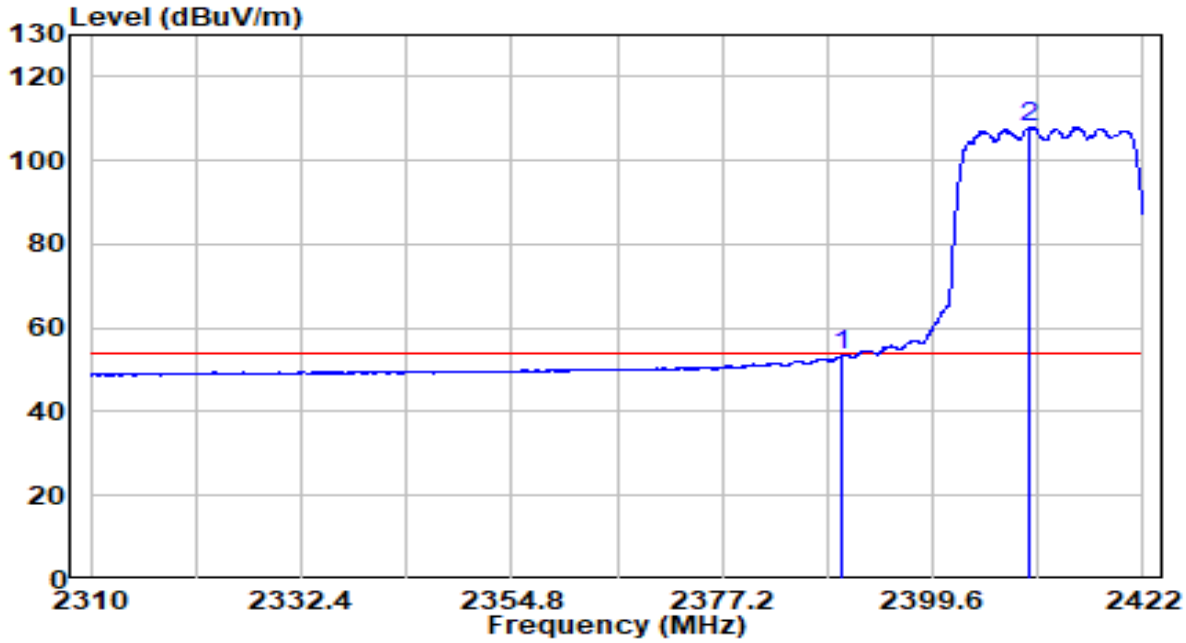

No		Frequency (MHz)	Reading (dBuV)	C.F (dB)	Measurement (dBuV/m)	Margin (dB)	Limit (dBuV/m)	Remark (QP/PK/AV)
1		2390.000	21.03	32.30	53.33	-0.67	54.00	Average
2	*	2409.904	75.61	32.38	107.99	N/A	N/A	Average

Note:

1. " *", means this data is the worst emission level.
2. C.F (Correction Factor) = Antenna Factor (dB)+ Cable Loss (dB).
3. Measurement(dBuV/m) = Reading(dBuV) + C.F (Correction Factor).
4.The emission levels of other frequencies are very lower than the limit and not show in test report.

EUT	AX5400 Wi-Fi 6 Router	Date of Test	2020-09-01
Factor	BBHA 9120D_1GHz~18GHz_2020	Temp. / Humidity	24.8°C/47%
Polarity	Vertical	Site / Test Engineer	AC2 / Jay Chu
Test Mode	Transmit by 802.11n-HT20 at Channel 2417MHz (CDD Mode)	Test Voltage	120V/60Hz

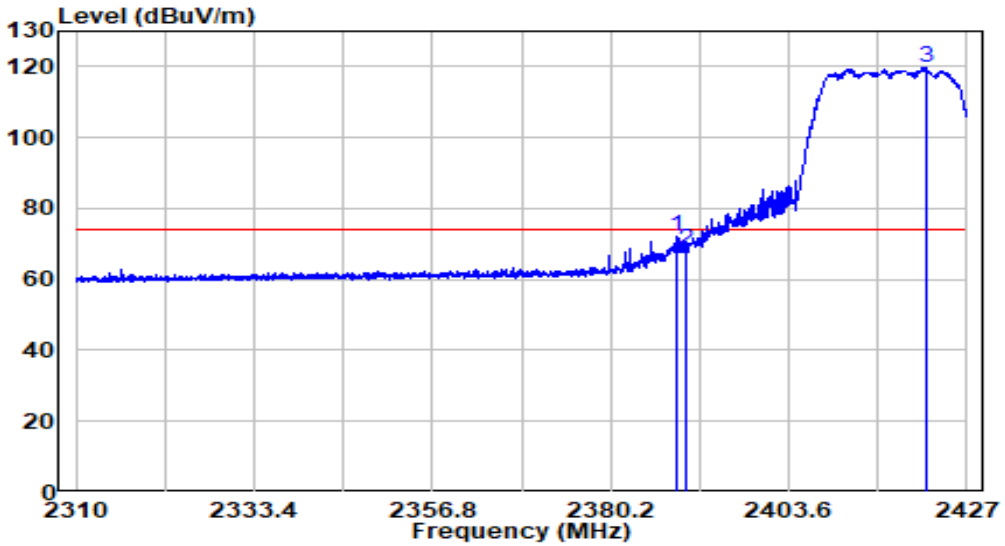

No		Frequency (MHz)	Reading (dBuV)	C.F (dB)	Measurement (dBuV/m)	Margin (dB)	Limit (dBuV/m)	Remark (QP/PK/AV)
1		2389.033	39.76	32.29	72.05	-1.95	74.00	Peak
2		2390.000	35.89	32.30	68.18	-5.82	74.00	Peak
3	*	2421.618	87.42	32.44	119.85	N/A	N/A	Peak

Note:

1. " *", means this data is the worst emission level.
2. C.F (Correction Factor) = Antenna Factor (dB)+ Cable Loss (dB).
3. Measurement(dBuV/m) = Reading(dBuV) + C.F (Correction Factor).
4.The emission levels of other frequencies are very lower than the limit and not show in test report.

EUT	AX5400 Wi-Fi 6 Router	Date of Test	2020-08-26
Factor	BBHA 9120D_1GHz~18GHz_2020	Temp. / Humidity	24.8°C/47%
Polarity	Vertical	Site / Test Engineer	AC2 / Jay Chu
Test Mode	Transmit by 802.11n-HT20 at Channel 2417MHz (CDD Mode)	Test Voltage	120V/60Hz

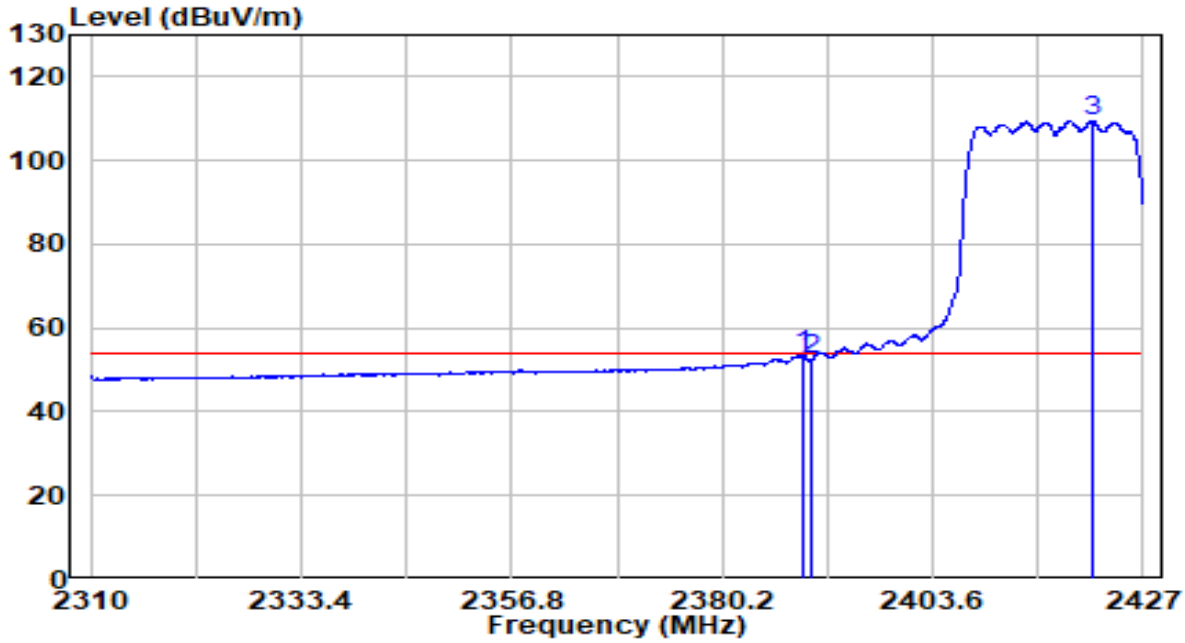

No		Frequency (MHz)	Reading (dBuV)	C.F (dB)	Measurement (dBuV/m)	Margin (dB)	Limit (dBuV/m)	Remark (QP/PK/AV)
1		2389.150	21.12	32.29	53.41	-0.59	54.00	Average
2		2390.000	20.02	32.30	52.32	-1.68	54.00	Average
3	*	2421.442	77.01	32.43	109.44	N/A	N/A	Average

Note:

1. " *", means this data is the worst emission level.
2. C.F (Correction Factor) = Antenna Factor (dB)+ Cable Loss (dB).
3. Measurement(dBuV/m) = Reading(dBuV) + C.F (Correction Factor).
4.The emission levels of other frequencies are very lower than the limit and not show in test report.

EUT	AX5400 Wi-Fi 6 Router	Date of Test	2020-08-26
Factor	BBHA 9120D_1GHz~18GHz_2020	Temp. / Humidity	24.8°C/47%
Polarity	Vertical	Site / Test Engineer	AC2 / Jay Chu
Test Mode	Transmit by 802.11n-HT20 at Channel 2422MHz (CDD Mode)	Test Voltage	120V/60Hz

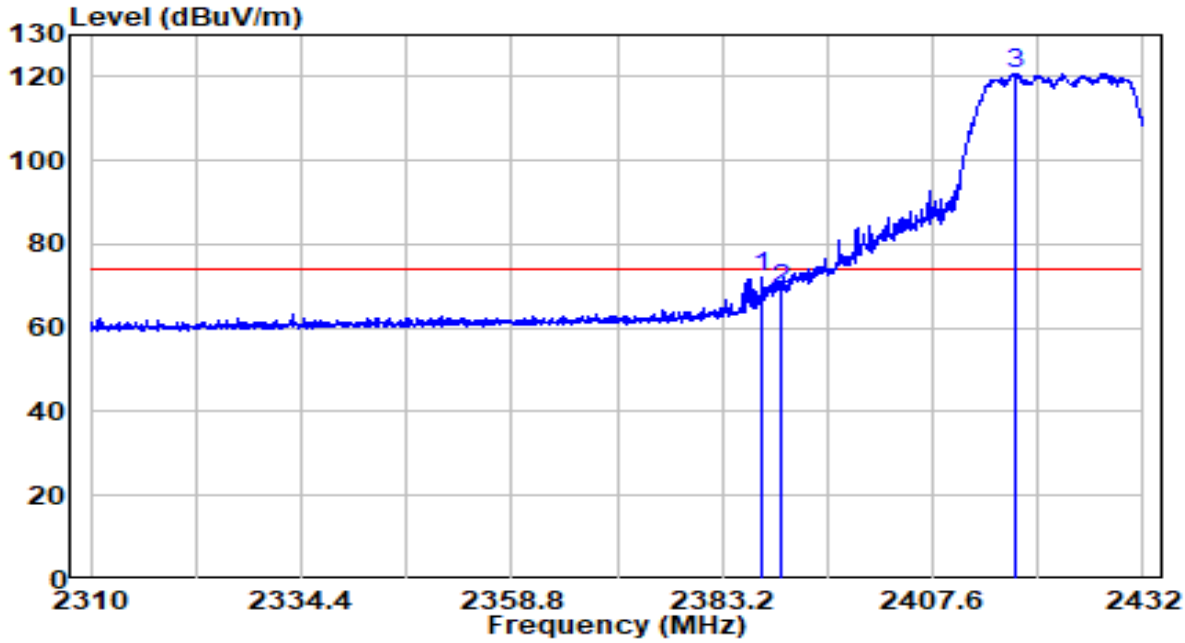

No		Frequency (MHz)	Reading (dBuV)	C.F (dB)	Measurement (dBuV/m)	Margin (dB)	Limit (dBuV/m)	Remark (QP/PK/AV)
1		2387.775	39.66	32.29	71.95	-2.05	74.00	Peak
2		2390.000	36.77	32.30	69.06	-4.94	74.00	Peak
3	*	2417.055	88.42	32.42	120.84	N/A	N/A	Peak

Note:

1. " *", means this data is the worst emission level.
2. C.F (Correction Factor) = Antenna Factor (dB)+ Cable Loss (dB).
3. Measurement(dBuV/m) = Reading(dBuV) + C.F (Correction Factor).
4.The emission levels of other frequencies are very lower than the limit and not show in test report.

EUT	AX5400 Wi-Fi 6 Router	Date of Test	2020-08-26
Factor	BBHA 9120D_1GHz~18GHz_2020	Temp. / Humidity	24.8°C/47%
Polarity	Vertical	Site / Test Engineer	AC2 / Jay Chu
Test Mode	Transmit by 802.11n-HT20 at Channel 2422MHz (CDD Mode)	Test Voltage	120V/60Hz

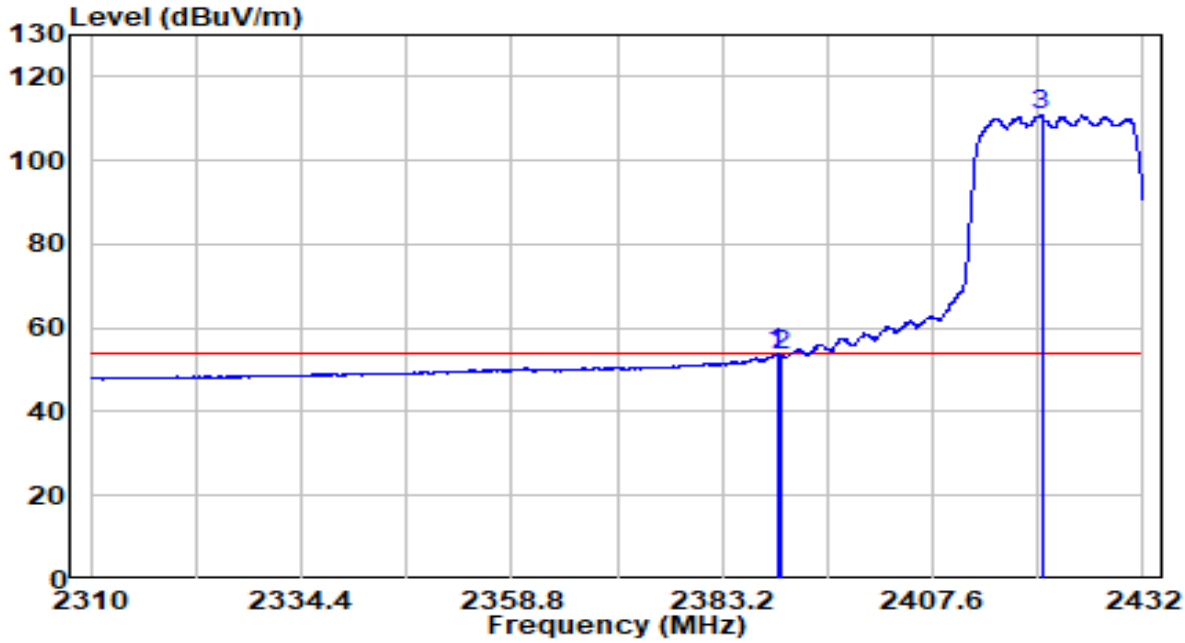

No		Frequency (MHz)	Reading (dBuV)	C.F (dB)	Measurement (dBuV/m)	Margin (dB)	Limit (dBuV/m)	Remark (QP/PK/AV)
1		2389.544	21.54	32.29	53.84	-0.16	54.00	Average
2		2390.000	21.33	32.30	53.63	-0.37	54.00	Average
3	*	2420.227	78.33	32.43	110.76	N/A	N/A	Average

Note:

1. " *", means this data is the worst emission level.
2. C.F (Correction Factor) = Antenna Factor (dB)+ Cable Loss (dB).
3. Measurement(dBuV/m) = Reading(dBuV) + C.F (Correction Factor).
4.The emission levels of other frequencies are very lower than the limit and not show in test report.

EUT	AX5400 Wi-Fi 6 Router	Date of Test	2020-08-26
Factor	BBHA 9120D_1GHz~18GHz_2020	Temp. / Humidity	24.8°C/47%
Polarity	Horizontal	Site / Test Engineer	AC2 / Jay Chu
Test Mode	Transmit by 802.11n-HT20 at Channel 2437MHz (CDD Mode)	Test Voltage	120V/60Hz

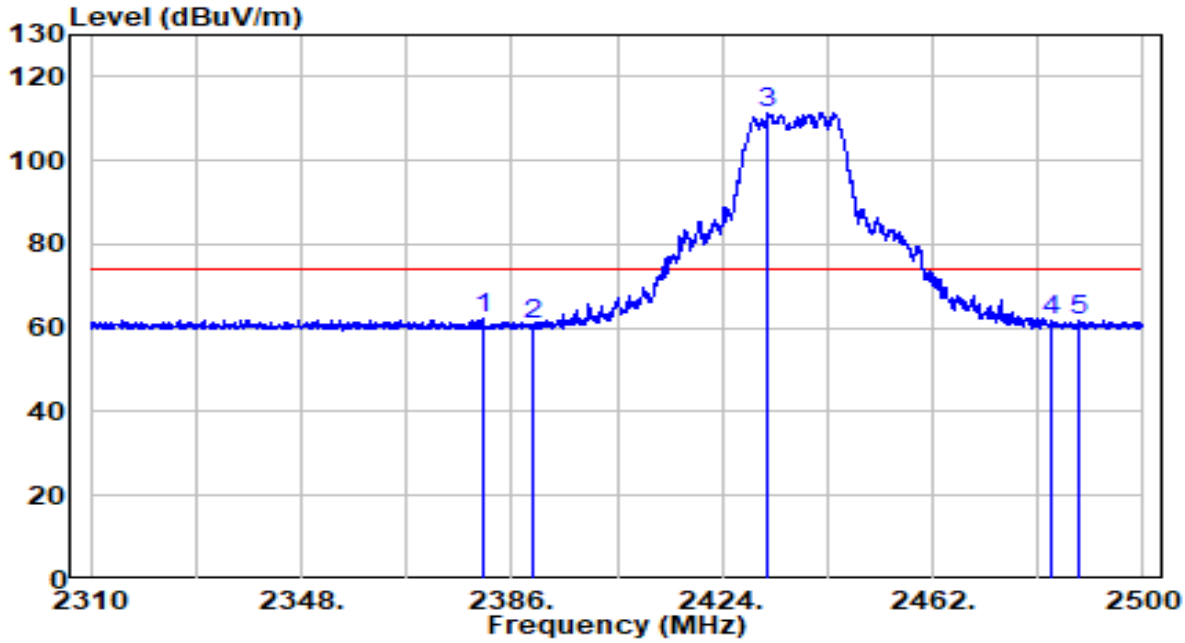

No		Frequency (MHz)	Reading (dBuV)	C.F (dB)	Measurement (dBuV/m)	Margin (dB)	Limit (dBuV/m)	Remark (QP/PK/AV)
1		2380.680	29.82	32.25	62.07	-11.93	74.00	Peak
2		2390.000	28.72	32.30	61.02	-12.98	74.00	Peak
3	*	2432.170	79.06	32.48	111.54	37.54	74.00	Peak
4		2483.500	29.04	32.71	61.74	-12.26	74.00	Peak
5		2488.410	29.21	32.73	61.94	-12.06	74.00	Peak

Note:

1. " *", means this data is the worst emission level.
2. C.F (Correction Factor) = Antenna Factor (dB)+ Cable Loss (dB).
3. Measurement(dBuV/m) = Reading(dBuV) + C.F (Correction Factor).
4.The emission levels of other frequencies are very lower than the limit and not show in test report.

EUT	AX5400 Wi-Fi 6 Router	Date of Test	2020-08-26
Factor	BBHA 9120D_1GHz~18GHz_2020	Temp. / Humidity	24.8°C/47%
Polarity	Horizontal	Site / Test Engineer	AC2 / Jay Chu
Test Mode	Transmit by 802.11n-HT20 at Channel 2437MHz (CDD Mode)	Test Voltage	120V/60Hz

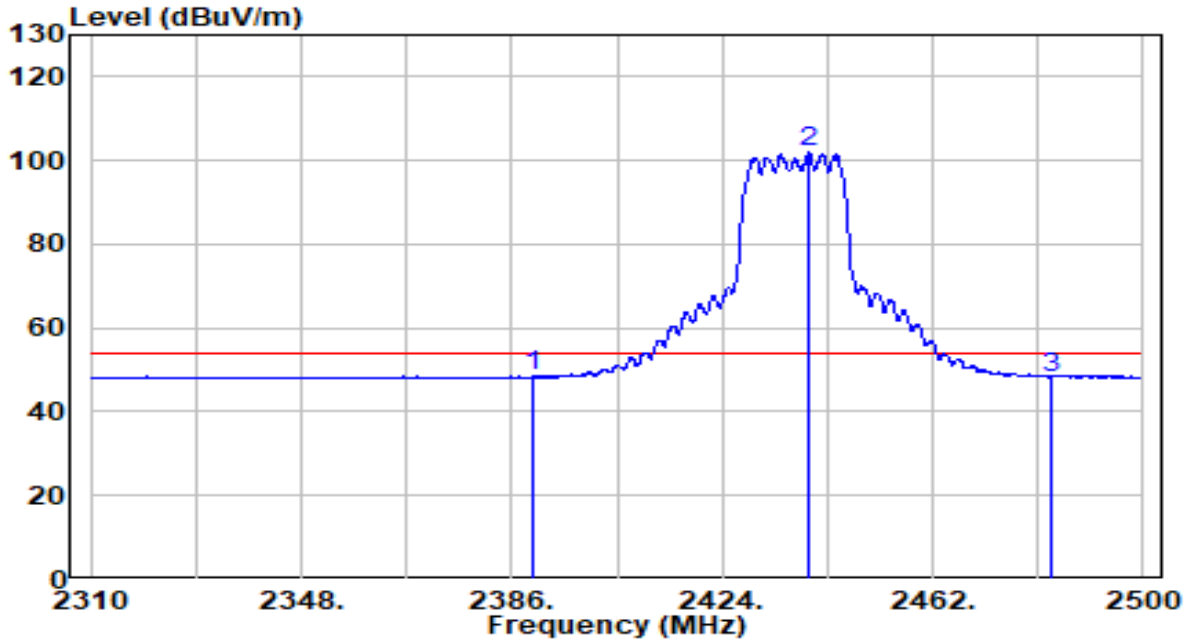

No		Frequency (MHz)	Reading (dBuV)	C.F (dB)	Measurement (dBuV/m)	Margin (dB)	Limit (dBuV/m)	Remark (QP/PK/AV)
1		2390.000	16.12	32.30	48.42	-5.58	54.00	Average
2	*	2439.580	69.41	32.51	101.92	N/A	N/A	Average
3		2483.500	15.59	32.71	48.30	-5.70	54.00	Average

Note:

1. " *", means this data is the worst emission level.
2. C.F (Correction Factor) = Antenna Factor (dB)+ Cable Loss (dB).
3. Measurement(dBuV/m) = Reading(dBuV) + C.F (Correction Factor).
4.The emission levels of other frequencies are very lower than the limit and not show in test report.

EUT	AX5400 Wi-Fi 6 Router	Date of Test	2020-08-26
Factor	BBHA 9120D_1GHz~18GHz_2020	Temp. / Humidity	24.8°C/47%
Polarity	Vertical	Site / Test Engineer	AC2 / Jay Chu
Test Mode	Transmit by 802.11n-HT20 at Channel 2437MHz (CDD Mode)	Test Voltage	120V/60Hz

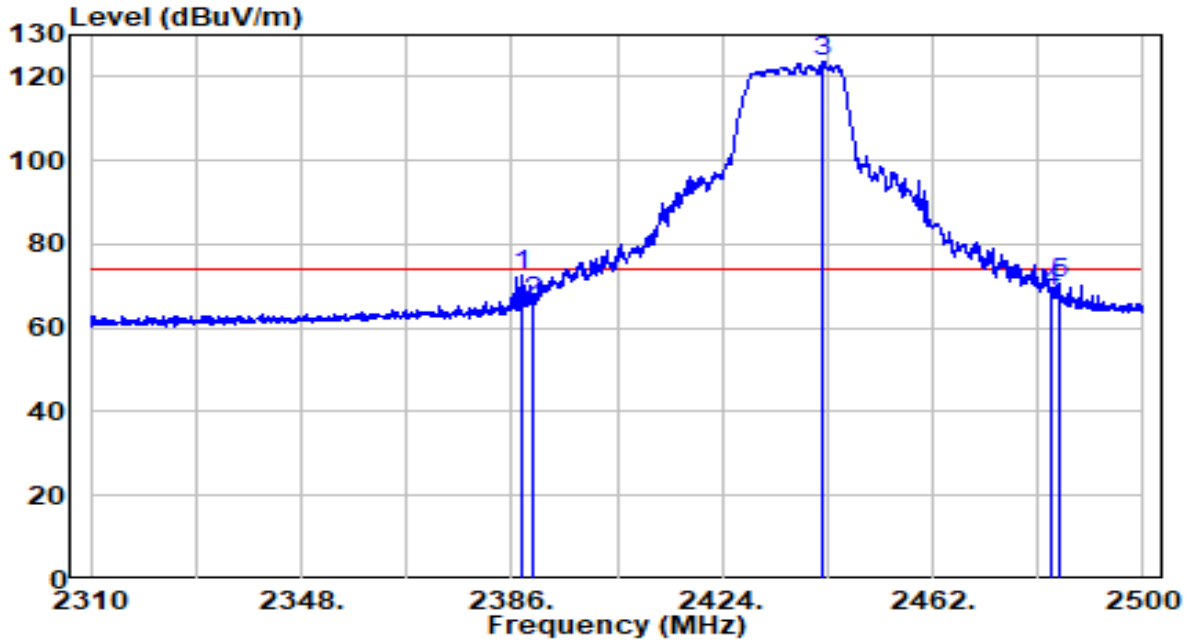

No		Frequency (MHz)	Reading (dBuV)	C.F (dB)	Measurement (dBuV/m)	Margin (dB)	Limit (dBuV/m)	Remark (QP/PK/AV)
1		2387.710	40.32	32.29	72.61	-1.39	74.00	Peak
2		2390.000	33.93	32.30	66.22	-7.78	74.00	Peak
3	*	2442.145	91.14	32.53	123.67	N/A	N/A	Peak
4		2483.500	35.95	32.71	68.65	-5.35	74.00	Peak
5		2484.895	37.71	32.71	70.43	-3.57	74.00	Peak

Note:

1. " *", means this data is the worst emission level.
2. C.F (Correction Factor) = Antenna Factor (dB)+ Cable Loss (dB).
3. Measurement(dBuV/m) = Reading(dBuV) + C.F (Correction Factor).
4.The emission levels of other frequencies are very lower than the limit and not show in test report.

EUT	AX5400 Wi-Fi 6 Router	Date of Test	2020-08-26
Factor	BBHA 9120D_1GHz~18GHz_2020	Temp. / Humidity	24.8°C/47%
Polarity	Vertical	Site / Test Engineer	AC2 / Jay Chu
Test Mode	Transmit by 802.11n-HT20 at Channel 2437MHz (CDD Mode)	Test Voltage	120V/60Hz

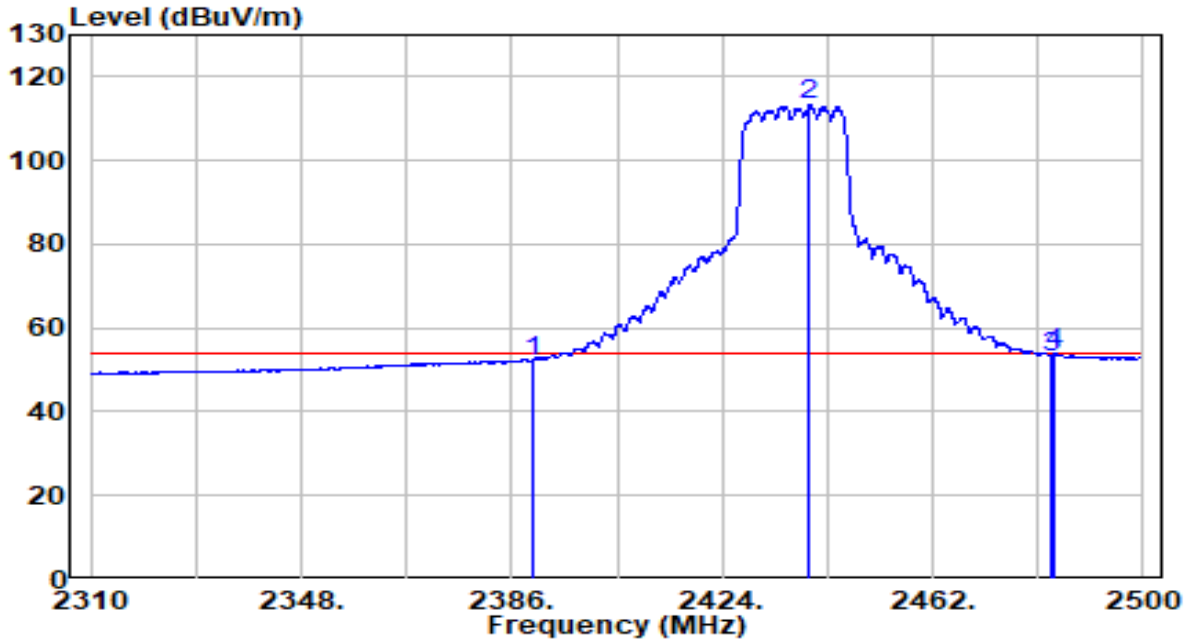

No		Frequency (MHz)	Reading (dBuV)	C.F (dB)	Measurement (dBuV/m)	Margin (dB)	Limit (dBuV/m)	Remark (QP/PK/AV)
1		2390.000	19.75	32.30	52.05	-1.95	54.00	Average
2	*	2439.770	80.83	32.51	113.35	N/A	N/A	Average
3		2483.500	20.48	32.71	53.19	-0.81	54.00	Average
4		2484.135	21.13	32.71	53.84	-0.16	54.00	Average

Note:

1. " *", means this data is the worst emission level.
2. C.F (Correction Factor) = Antenna Factor (dB)+ Cable Loss (dB).
3. Measurement(dBuV/m) = Reading(dBuV) + C.F (Correction Factor).
4.The emission levels of other frequencies are very lower than the limit and not show in test report.

EUT	AX5400 Wi-Fi 6 Router	Date of Test	2020-08-26
Factor	BBHA 9120D_1GHz~18GHz_2020	Temp. / Humidity	24.8°C/47%
Polarity	Vertical	Site / Test Engineer	AC2 / Jay Chu
Test Mode	Transmit by 802.11n-HT20 at Channel 2452MHz (CDD Mode)	Test Voltage	120V/60Hz

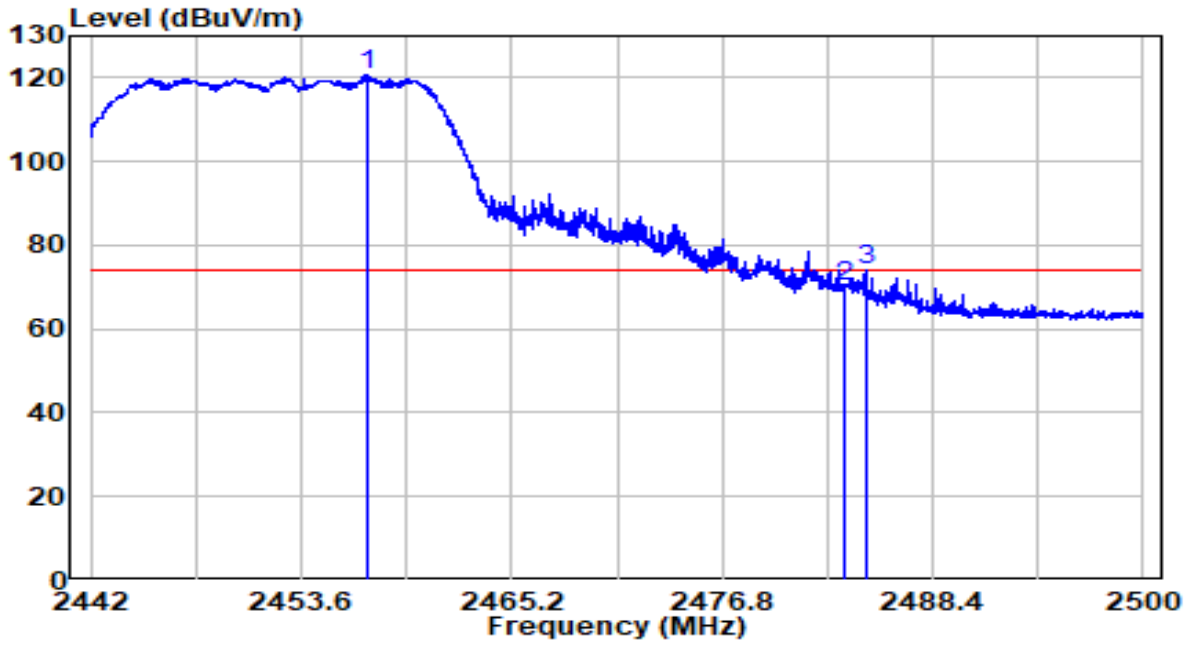

No		Frequency (MHz)	Reading (dBuV)	C.F (dB)	Measurement (dBuV/m)	Margin (dB)	Limit (dBuV/m)	Remark (QP/PK/AV)
1	*	2457.196	88.12	32.59	120.71	N/A	N/A	Peak
2		2483.500	37.41	32.71	70.11	-3.89	74.00	Peak
3		2484.688	41.13	32.71	73.84	-0.16	74.00	Peak

Note:

1. " *", means this data is the worst emission level.
2. C.F (Correction Factor) = Antenna Factor (dB)+ Cable Loss (dB).
3. Measurement(dBuV/m) = Reading(dBuV) + C.F (Correction Factor).
4.The emission levels of other frequencies are very lower than the limit and not show in test report.

EUT	AX5400 Wi-Fi 6 Router	Date of Test	2020-08-26
Factor	BBHA 9120D_1GHz~18GHz_2020	Temp. / Humidity	24.8°C/47%
Polarity	Vertical	Site / Test Engineer	AC2 / Jay Chu
Test Mode	Transmit by 802.11n-HT20 at Channel 2452MHz (CDD Mode)	Test Voltage	120V/60Hz

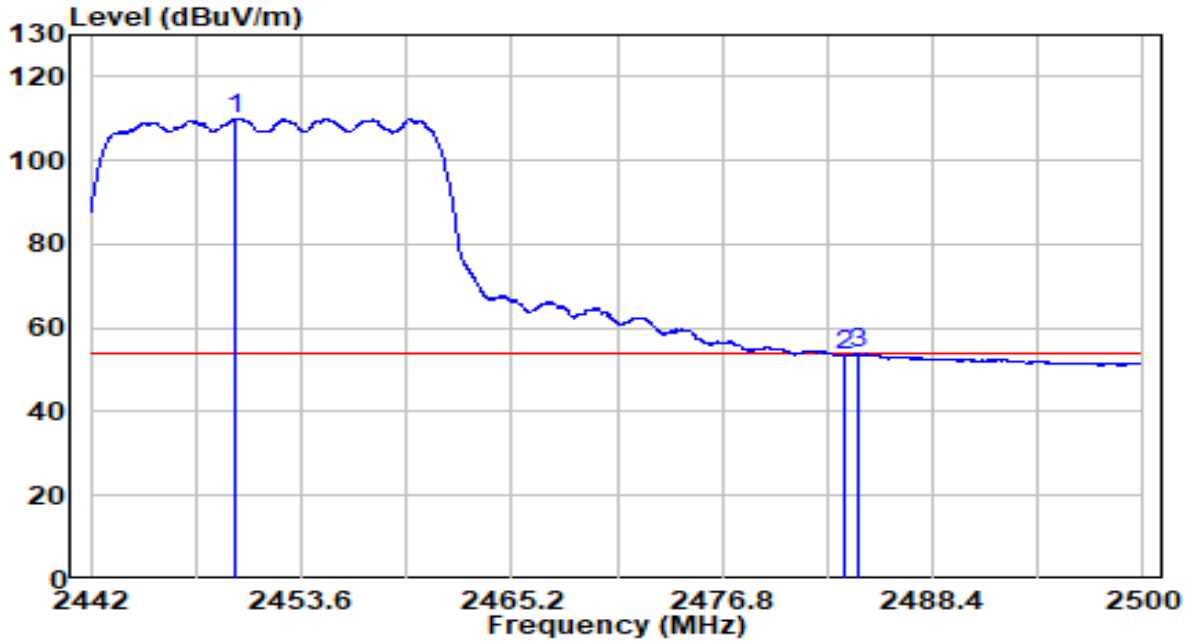

No		Frequency (MHz)	Reading (dBuV)	C.F (dB)	Measurement (dBuV/m)	Margin (dB)	Limit (dBuV/m)	Remark (QP/PK/AV)
1	*	2450.004	77.36	32.56	109.92	N/A	N/A	Average
2		2483.500	20.66	32.71	53.37	-0.63	54.00	Average
3		2484.282	21.05	32.71	53.76	-0.24	54.00	Average

Note:

1. " *", means this data is the worst emission level.
2. C.F (Correction Factor) = Antenna Factor (dB)+ Cable Loss (dB).
3. Measurement(dBuV/m) = Reading(dBuV) + C.F (Correction Factor).
4.The emission levels of other frequencies are very lower than the limit and not show in test report.

EUT	AX5400 Wi-Fi 6 Router	Date of Test	2020-08-26
Factor	BBHA 9120D_1GHz~18GHz_2020	Temp. / Humidity	24.8°C/47%
Polarity	Vertical	Site / Test Engineer	AC2 / Jay Chu
Test Mode	Transmit by 802.11n-HT20 at Channel 2457MHz (CDD Mode)	Test Voltage	120V/60Hz

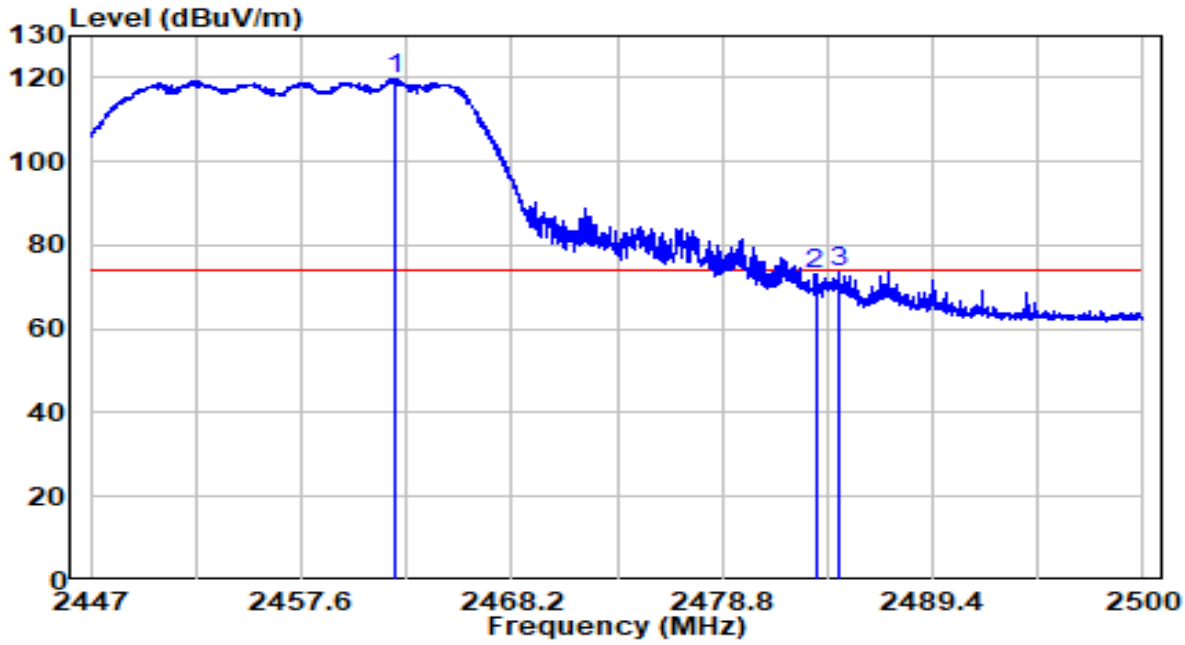

No		Frequency (MHz)	Reading (dBuV)	C.F (dB)	Measurement (dBuV/m)	Margin (dB)	Limit (dBuV/m)	Remark (QP/PK/AV)
1	*	2462.291	87.18	32.61	119.79	N/A	N/A	Peak
2		2483.500	40.26	32.71	72.97	-1.03	74.00	Peak
3		2484.630	40.89	32.71	73.60	-0.40	74.00	Peak

Note:

1. " *", means this data is the worst emission level.
2. C.F (Correction Factor) = Antenna Factor (dB)+ Cable Loss (dB).
3. Measurement(dBuV/m) = Reading(dBuV) + C.F (Correction Factor).
4.The emission levels of other frequencies are very lower than the limit and not show in test report.

EUT	AX5400 Wi-Fi 6 Router	Date of Test	2020-08-26
Factor	BBHA 9120D_1GHz~18GHz_2020	Temp. / Humidity	24.8°C/47%
Polarity	Vertical	Site / Test Engineer	AC2 / Jay Chu
Test Mode	Transmit by 802.11n-HT20 at Channel 2457MHz (CDD Mode)	Test Voltage	120V/60Hz

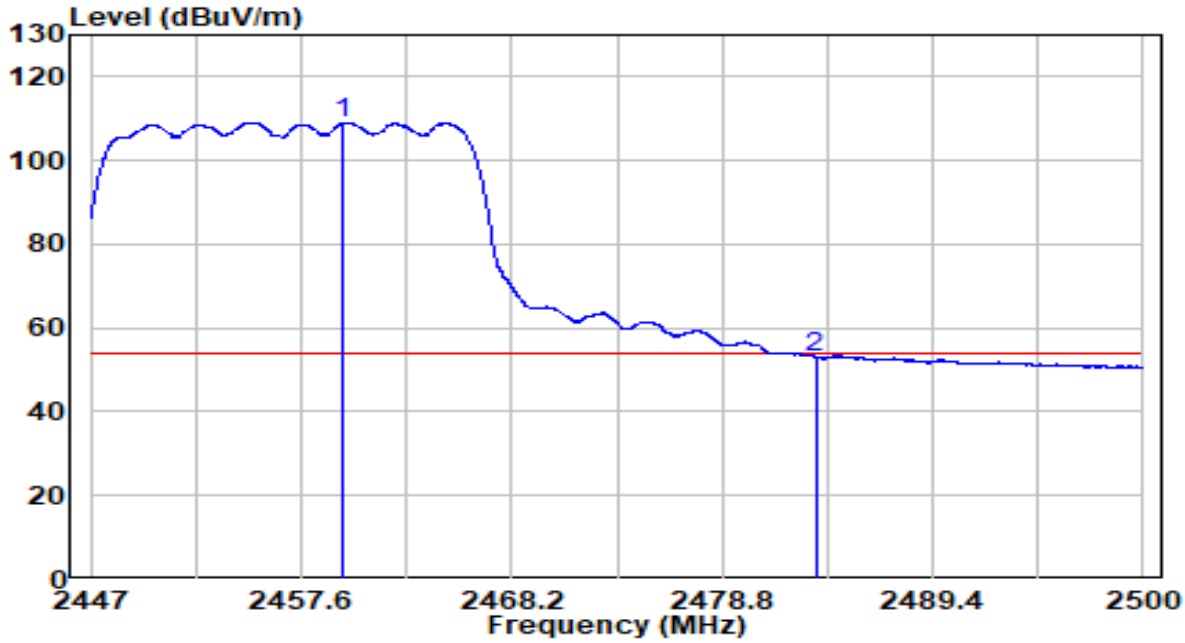

No		Frequency (MHz)	Reading (dBuV)	C.F (dB)	Measurement (dBuV/m)	Margin (dB)	Limit (dBuV/m)	Remark (QP/PK/AV)
1	*	2459.694	76.43	32.60	109.04	N/A	N/A	Average
2		2483.500	20.50	32.71	53.21	-0.79	54.00	Average

Note:

1. " *", means this data is the worst emission level.
2. C.F (Correction Factor) = Antenna Factor (dB)+ Cable Loss (dB).
3. Measurement(dBuV/m) = Reading(dBuV) + C.F (Correction Factor).
4.The emission levels of other frequencies are very lower than the limit and not show in test report.

EUT	AX5400 Wi-Fi 6 Router	Date of Test	2020-09-01
Factor	BBHA 9120D_1GHz~18GHz_2020	Temp. / Humidity	24.8°C/47%
Polarity	Horizontal	Site / Test Engineer	AC1 / Jay Chu
Test Mode	Transmit by 802.11n-HT20 at Channel 2462MHz (CDD Mode)	Test Voltage	120V/60Hz

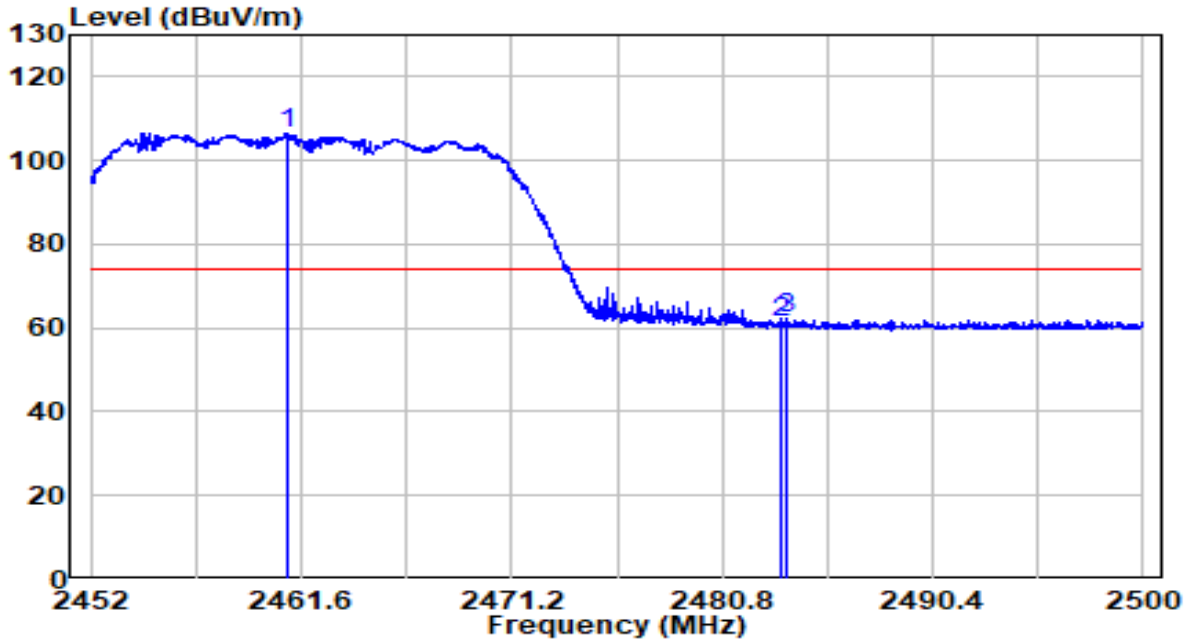

No		Frequency (MHz)	Reading (dBuV)	C.F (dB)	Measurement (dBuV/m)	Margin (dB)	Limit (dBuV/m)	Remark (QP/PK/AV)
1	*	2460.976	73.72	32.61	106.33	N/A	N/A	Peak
2		2483.500	28.40	32.71	61.11	-12.89	74.00	Peak
3		2483.704	29.37	32.71	62.08	-11.92	74.00	Peak

Note:

1. " *", means this data is the worst emission level.
2. C.F (Correction Factor) = Antenna Factor (dB)+ Cable Loss (dB).
3. Measurement(dBuV/m) = Reading(dBuV) + C.F (Correction Factor).
4.The emission levels of other frequencies are very lower than the limit and not show in test report.

EUT	AX5400 Wi-Fi 6 Router	Date of Test	2020-09-01
Factor	BBHA 9120D (1GHz~18GHz)_2020	Temp. / Humidity	24.8°C/47%
Polarity	Horizontal	Site / Test Engineer	AC1 / Jay Chu
Test Mode	Transmit by 802.11n-HT20 at Channel 2462MHz (CDD Mode)	Test Voltage	120V/60Hz

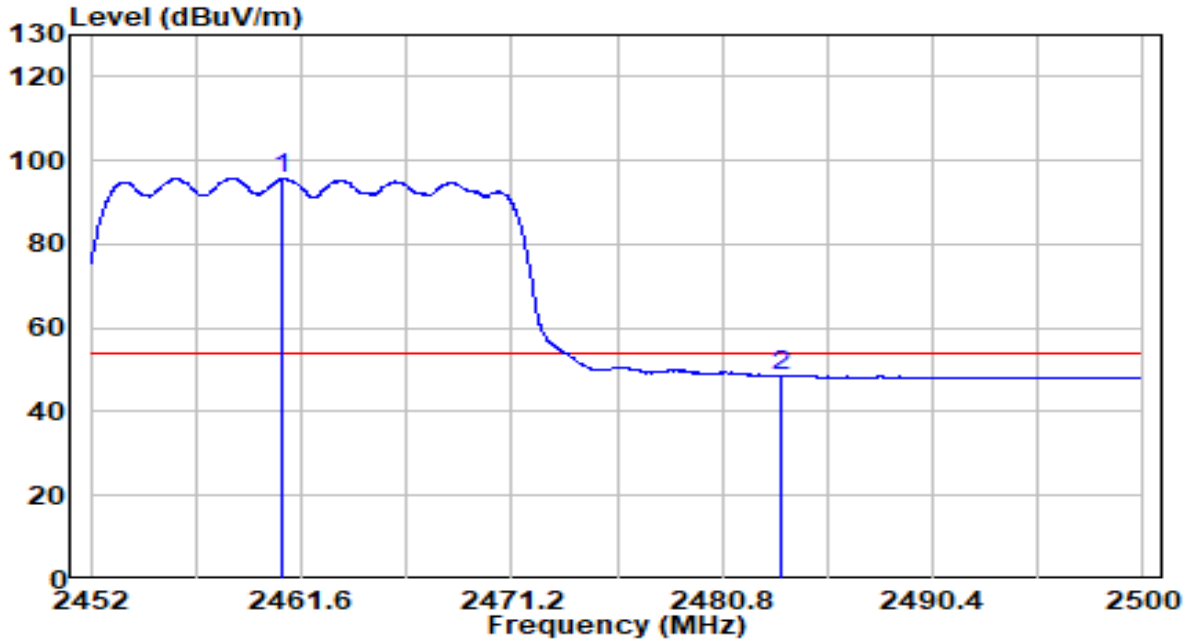

No		Frequency (MHz)	Reading (dBuV)	C.F (dB)	Measurement (dBuV/m)	Margin (dB)	Limit (dBuV/m)	Remark (QP/PK/AV)
1	*	2460.784	63.23	32.61	95.84	N/A	N/A	Average
2		2483.500	15.99	32.71	48.70	-5.30	54.00	Average

Note:

1. " *", means this data is the worst emission level.
2. C.F (Correction Factor) = Antenna Factor (dB)+ Cable Loss (dB).
3. Measurement(dBuV/m) = Reading(dBuV) + C.F (Correction Factor).
4.The emission levels of other frequencies are very lower than the limit and not show in test report.

EUT	AX5400 Wi-Fi 6 Router	Date of Test	2020-08-26
Factor	BBHA 9120D_1GHz~18GHz_2020	Temp. / Humidity	24.8°C/47%
Polarity	Vertical	Site / Test Engineer	AC2 / Jay Chu
Test Mode	Transmit by 802.11n-HT20 at Channel 2462MHz (CDD Mode)	Test Voltage	120V/60Hz

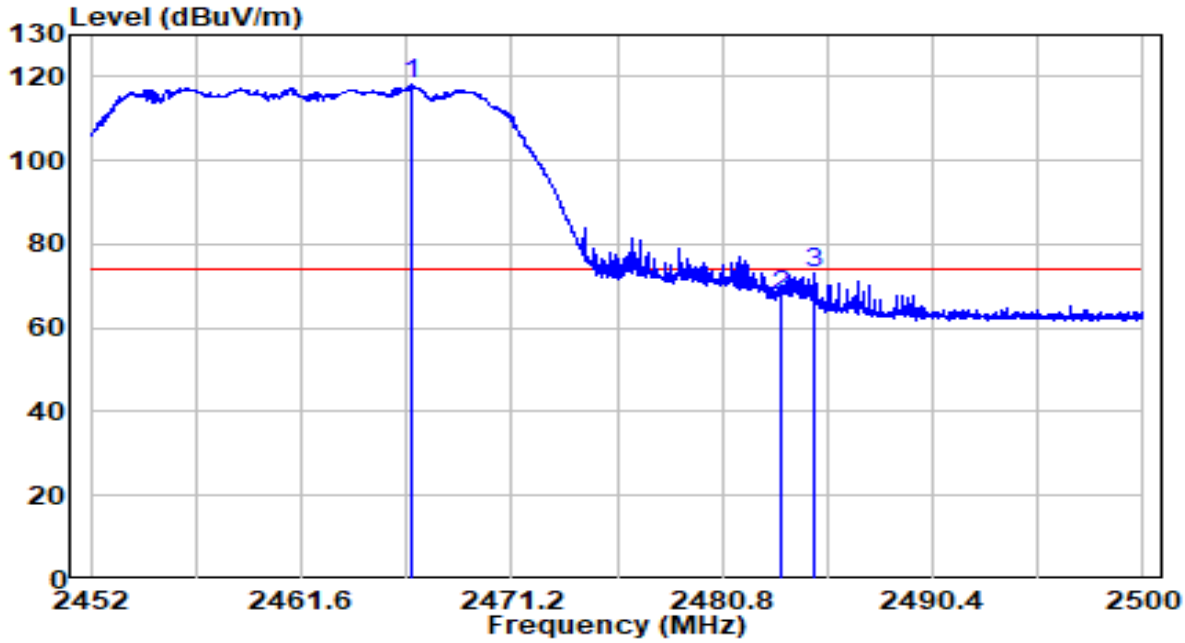

No		Frequency (MHz)	Reading (dBuV)	C.F (dB)	Measurement (dBuV/m)	Margin (dB)	Limit (dBuV/m)	Remark (QP/PK/AV)
1	*	2466.616	85.49	32.63	118.12	N/A	N/A	Peak
2		2483.500	35.21	32.71	67.92	-6.08	74.00	Peak
3		2485.048	40.57	32.71	73.28	-0.72	74.00	Peak

Note:

1. " *", means this data is the worst emission level.
2. C.F (Correction Factor) = Antenna Factor (dB)+ Cable Loss (dB).
3. Measurement(dBuV/m) = Reading(dBuV) + C.F (Correction Factor).
4.The emission levels of other frequencies are very lower than the limit and not show in test report.

EUT	AX5400 Wi-Fi 6 Router	Date of Test	2020-08-26
Factor	BBHA 9120D_1GHz~18GHz_2020	Temp. / Humidity	24.8°C/47%
Polarity	Vertical	Site / Test Engineer	AC2 / Jay Chu
Test Mode	Transmit by 802.11n-HT20 at Channel 2462MHz (CDD Mode)	Test Voltage	120V/60Hz

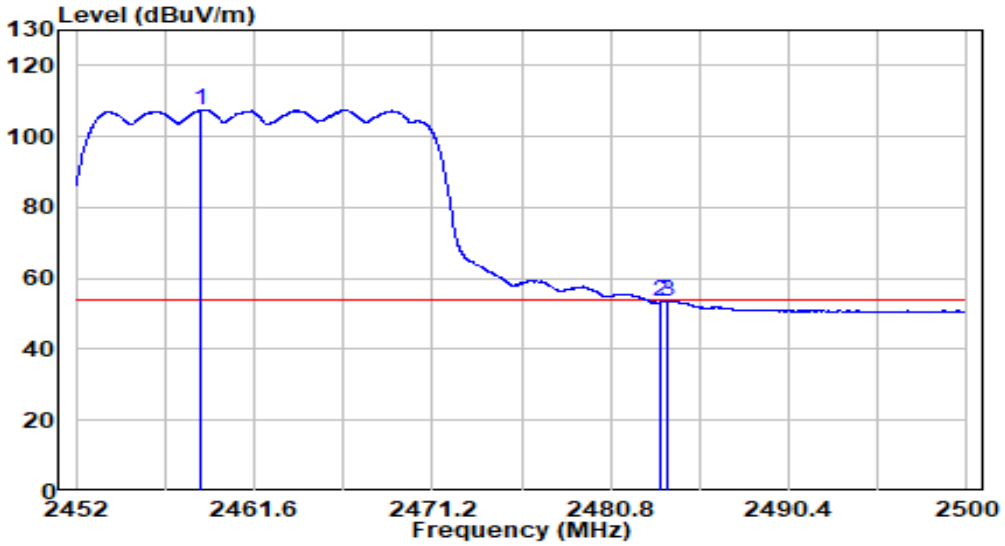

No		Frequency (MHz)	Reading (dBuV)	C.F (dB)	Measurement (dBuV/m)	Margin (dB)	Limit (dBuV/m)	Remark (QP/PK/AV)
1	*	2458.768	74.96	32.60	107.56	N/A	N/A	Average
2		2483.500	20.58	32.71	53.29	-0.71	54.00	Average
3		2483.848	20.93	32.71	53.64	-0.36	54.00	Average

Note:

1. " *", means this data is the worst emission level.
2. C.F (Correction Factor) = Antenna Factor (dB)+ Cable Loss (dB).
3. Measurement(dBuV/m) = Reading(dBuV) + C.F (Correction Factor).
4.The emission levels of other frequencies are very lower than the limit and not show in test report.

EUT	AX5400 Wi-Fi 6 Router	Date of Test	2020-08-26
Factor	BBHA 9120D_1GHz~18GHz_2020	Temp. / Humidity	24.8°C/47%
Polarity	Horizontal	Site / Test Engineer	AC2 / Jay Chu
Test Mode	Transmit by 802.11n-HT40 at Channel 2422MHz (CDD Mode)	Test Voltage	120V/60Hz

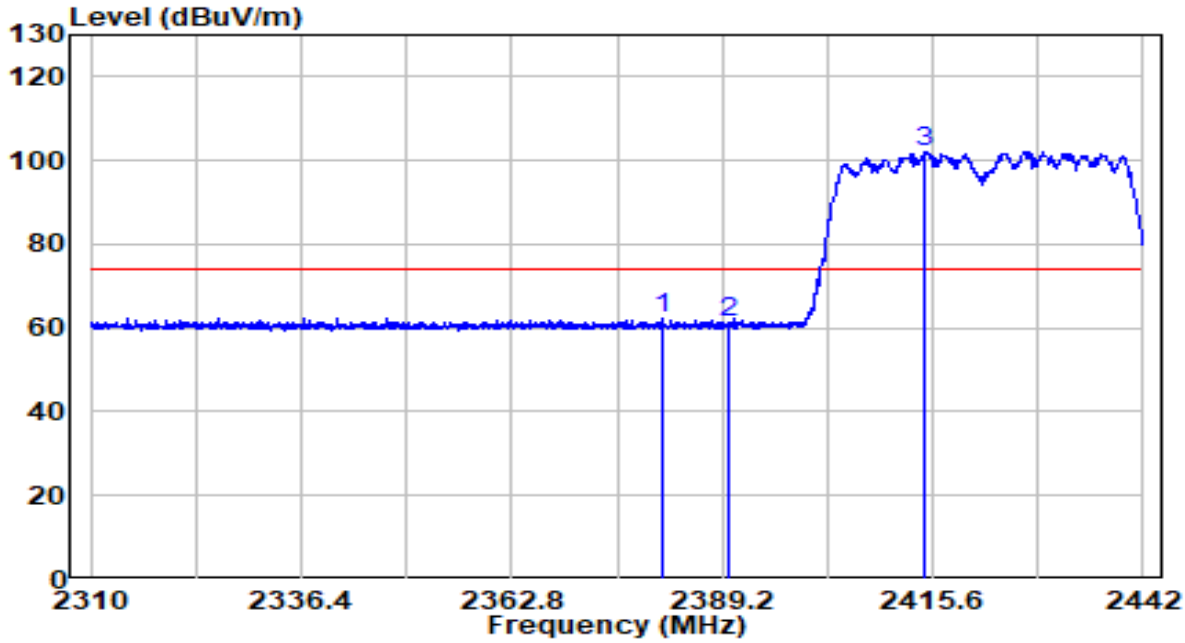

No		Frequency (MHz)	Reading (dBuV)	C.F (dB)	Measurement (dBuV/m)	Margin (dB)	Limit (dBuV/m)	Remark (QP/PK/AV)
1		2381.610	29.80	32.26	62.06	-11.94	74.00	Peak
2		2390.000	28.97	32.30	61.27	-12.73	74.00	Peak
3	*	2414.610	69.85	32.40	102.26	N/A	N/A	Peak

Note:

1. " *", means this data is the worst emission level.
2. C.F (Correction Factor) = Antenna Factor (dB)+ Cable Loss (dB).
3. Measurement(dBuV/m) = Reading(dBuV) + C.F (Correction Factor).
4.The emission levels of other frequencies are very lower than the limit and not show in test report.

EUT	AX5400 Wi-Fi 6 Router	Date of Test	2020-08-26
Factor	BBHA 9120D_1GHz~18GHz_2020	Temp. / Humidity	24.8°C/47%
Polarity	Horizontal	Site / Test Engineer	AC2 / Jay Chu
Test Mode	Transmit by 802.11n-HT40 at Channel 2422MHz (CDD Mode)	Test Voltage	120V/60Hz

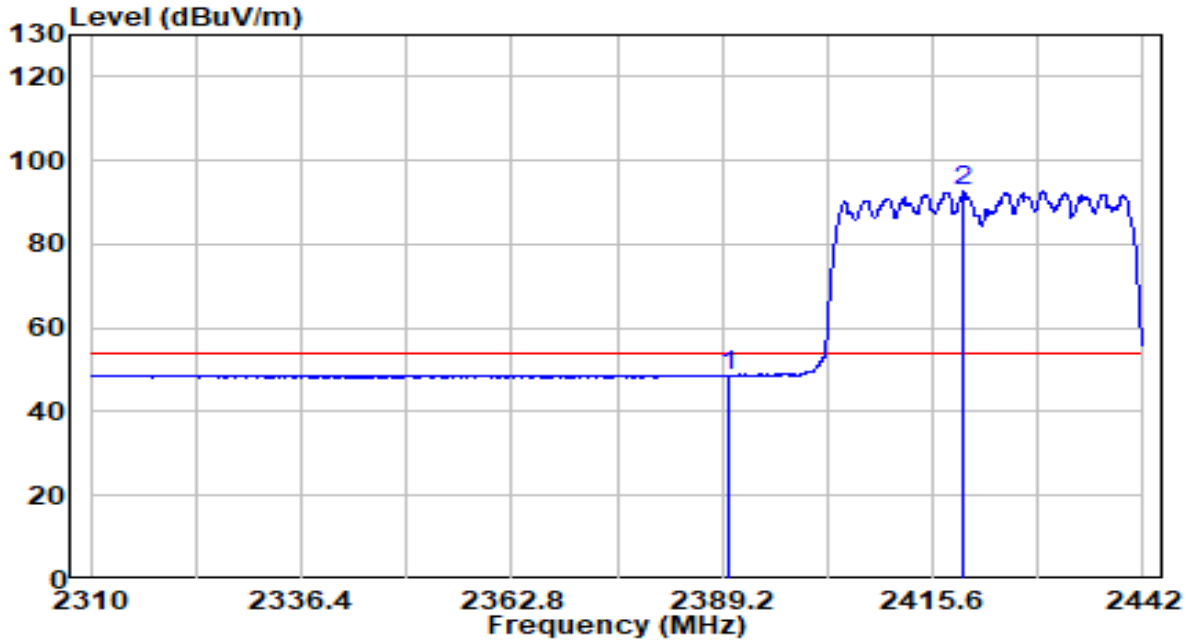

No		Frequency (MHz)	Reading (dBuV)	C.F (dB)	Measurement (dBuV/m)	Margin (dB)	Limit (dBuV/m)	Remark (QP/PK/AV)
1		2390.000	16.27	32.30	48.57	-5.43	54.00	Average
2	*	2419.560	60.13	32.43	92.56	N/A	N/A	Average

Note:

1. " *", means this data is the worst emission level.
2. C.F (Correction Factor) = Antenna Factor (dB)+ Cable Loss (dB).
3. Measurement(dBuV/m) = Reading(dBuV) + C.F (Correction Factor).
4.The emission levels of other frequencies are very lower than the limit and not show in test report.

EUT	AX5400 Wi-Fi 6 Router	Date of Test	2020-08-26
Factor	BBHA 9120D_1GHz~18GHz_2020	Temp. / Humidity	24.8°C/47%
Polarity	Vertical	Site / Test Engineer	AC2 / Jay Chu
Test Mode	Transmit by 802.11n-HT40 at Channel 2422MHz (CDD Mode)	Test Voltage	120V/60Hz

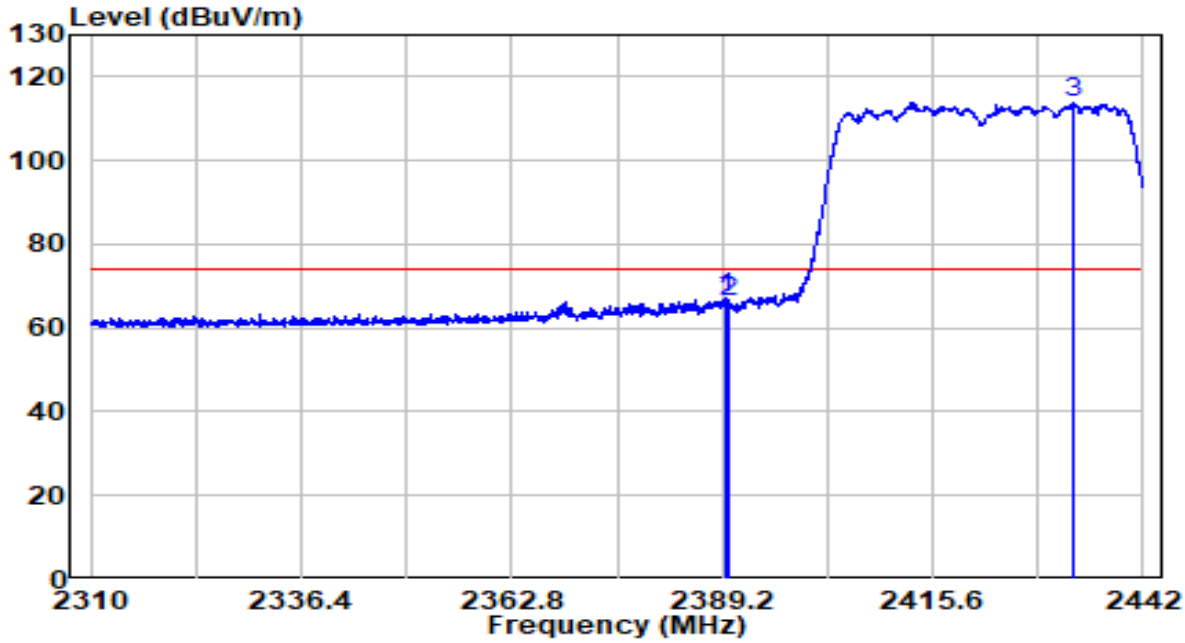

No		Frequency (MHz)	Reading (dBuV)	C.F (dB)	Measurement (dBuV/m)	Margin (dB)	Limit (dBuV/m)	Remark (QP/PK/AV)
1		2389.596	34.72	32.29	67.02	-6.98	74.00	Peak
2		2390.000	34.14	32.30	66.43	-7.57	74.00	Peak
3	*	2433.222	81.27	32.49	113.75	N/A	N/A	Peak

Note:

1. " *", means this data is the worst emission level.
2. C.F (Correction Factor) = Antenna Factor (dB)+ Cable Loss (dB).
3. Measurement(dBuV/m) = Reading(dBuV) + C.F (Correction Factor).
4.The emission levels of other frequencies are very lower than the limit and not show in test report.

EUT	AX5400 Wi-Fi 6 Router	Date of Test	2020-08-26
Factor	BBHA 9120D_1GHz~18GHz_2020	Temp. / Humidity	24.8°C/47%
Polarity	Vertical	Site / Test Engineer	AC2 / Jay Chu
Test Mode	Transmit by 802.11n-HT40 at Channel 2422MHz (CDD Mode)	Test Voltage	120V/60Hz

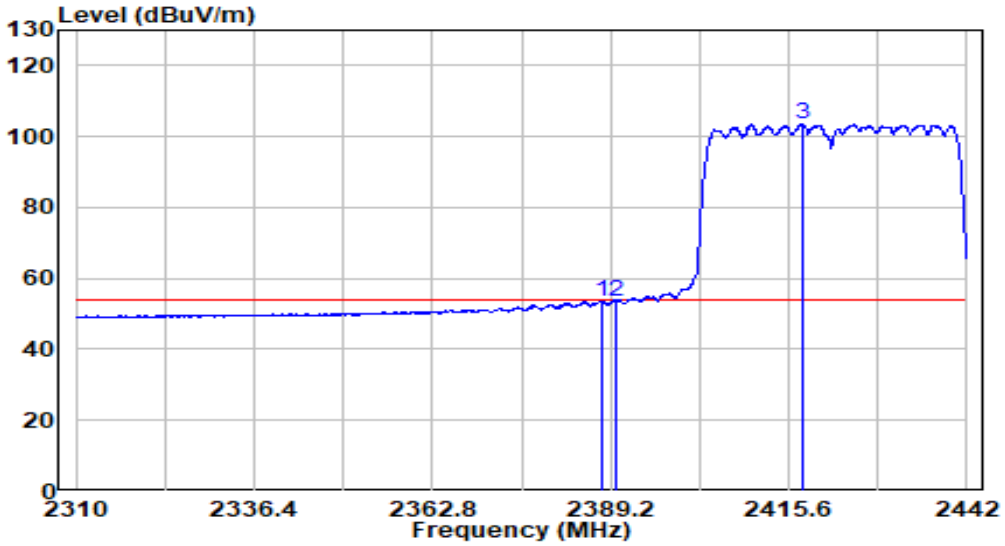

No		Frequency (MHz)	Reading (dBuV)	C.F (dB)	Measurement (dBuV/m)	Margin (dB)	Limit (dBuV/m)	Remark (QP/PK/AV)
1		2387.814	21.41	32.29	53.70	-0.30	54.00	Peak
2		2390.000	21.37	32.30	53.66	-0.34	54.00	Peak
2	*	2417.514	71.01	32.42	103.43	N/A	N/A	Average

Note:

1. " *", means this data is the worst emission level.
2. C.F (Correction Factor) = Antenna Factor (dB)+ Cable Loss (dB).
3. Measurement(dBuV/m) = Reading(dBuV) + C.F (Correction Factor).
4.The emission levels of other frequencies are very lower than the limit and not show in test report.

EUT	AX5400 Wi-Fi 6 Router	Date of Test	2020-09-01
Factor	BBHA 9120D (1GHz~18GHz)_2020	Temp. / Humidity	24.8°C/47%
Polarity	Horizontal	Site / Test Engineer	AC1 / Jay Chu
Test Mode	Transmit by 802.11n-HT40 at Channel 2437MHz (CDD Mode)	Test Voltage	120V/60Hz

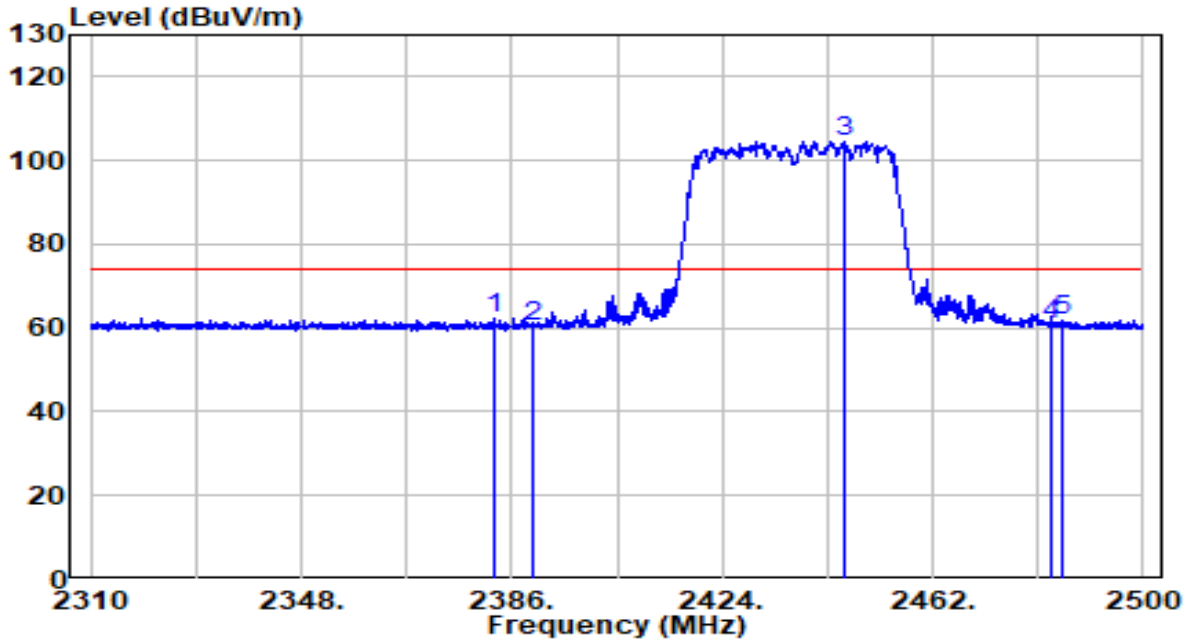

No		Frequency (MHz)	Reading (dBuV)	C.F (dB)	Measurement (dBuV/m)	Margin (dB)	Limit (dBuV/m)	Remark (QP/PK/AV)
1		2382.675	29.86	32.26	62.12	-11.88	74.00	Peak
2		2390.000	28.04	32.30	60.34	-13.66	74.00	Peak
3	*	2445.850	71.94	32.54	104.48	N/A	N/A	Peak
4		2483.500	27.93	32.71	60.63	-13.37	74.00	Peak
5		2485.465	29.14	32.72	61.86	-12.14	74.00	Peak

Note:

1. " *", means this data is the worst emission level.
2. C.F (Correction Factor) = Antenna Factor (dB)+ Cable Loss (dB).
3. Measurement(dBuV/m) = Reading(dBuV) + C.F (Correction Factor).
4.The emission levels of other frequencies are very lower than the limit and not show in test report.

EUT	AX5400 Wi-Fi 6 Router	Date of Test	2020-09-01
Factor	BBHA 9120D (1GHz~18GHz)_2020	Temp. / Humidity	24.8°C/47%
Polarity	Horizontal	Site / Test Engineer	AC1 / Jay Chu
Test Mode	Transmit by 802.11n-HT40 at Channel 2437MHz (CDD Mode)	Test Voltage	120V/60Hz

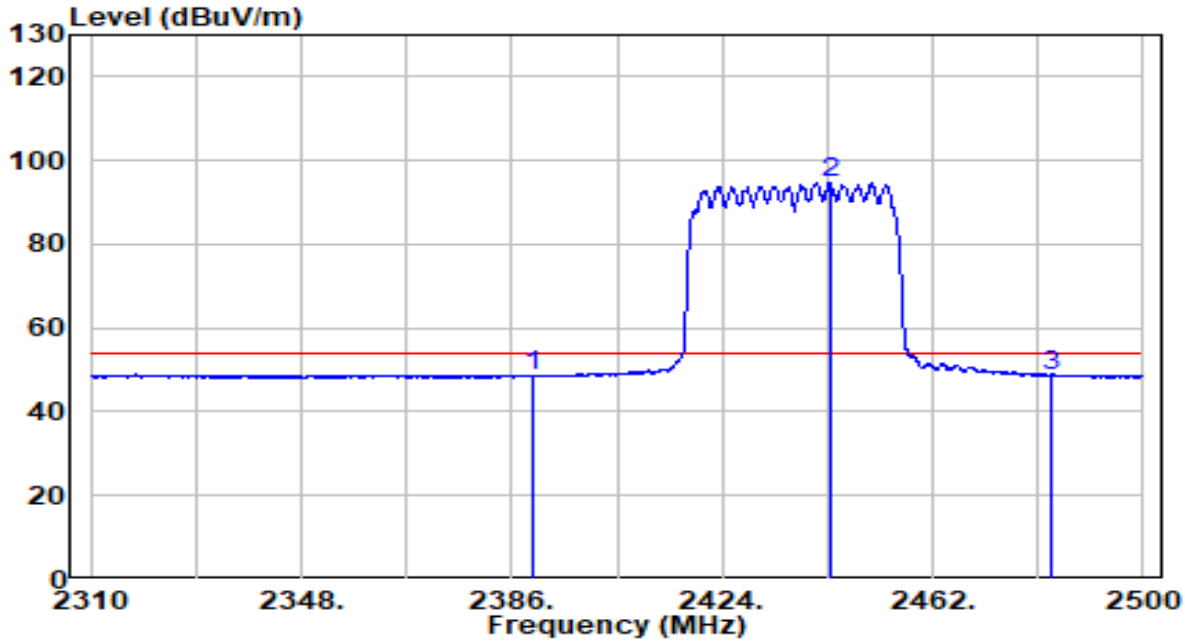

No		Frequency (MHz)	Reading (dBuV)	C.F (dB)	Measurement (dBuV/m)	Margin (dB)	Limit (dBuV/m)	Remark (QP/PK/AV)
1		2390.000	16.32	32.30	48.61	-5.39	54.00	Average
2	*	2443.380	62.13	32.53	94.66	N/A	N/A	Average
3		2483.500	16.09	32.71	48.79	-5.21	54.00	Average

Note:

1. " *", means this data is the worst emission level.
2. C.F (Correction Factor) = Antenna Factor (dB)+ Cable Loss (dB).
3. Measurement(dBuV/m) = Reading(dBuV) + C.F (Correction Factor).
4.The emission levels of other frequencies are very lower than the limit and not show in test report.

EUT	AX5400 Wi-Fi 6 Router	Date of Test	2020-09-01
Factor	BBHA 9120D (1GHz~18GHz)_2020	Temp. / Humidity	24.8°C/47%
Polarity	Vertical	Site / Test Engineer	AC1 / Jay Chu
Test Mode	Transmit by 802.11n-HT40 at Channel 2437MHz (CDD Mode)	Test Voltage	120V/60Hz

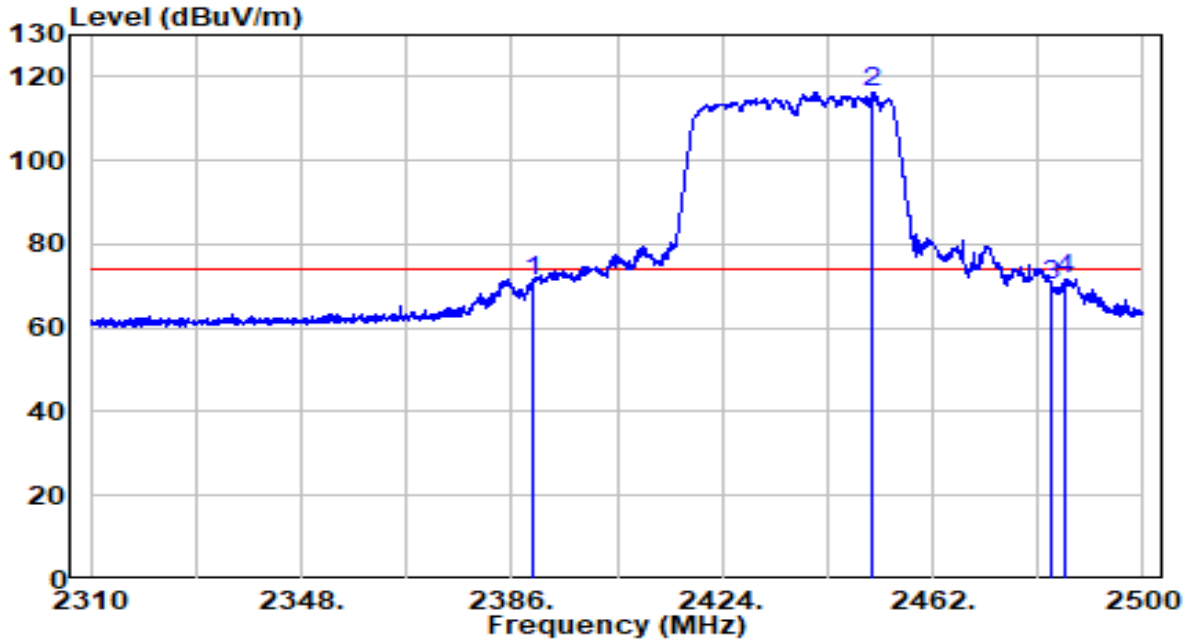

No		Frequency (MHz)	Reading (dBuV)	C.F (dB)	Measurement (dBuV/m)	Margin (dB)	Limit (dBuV/m)	Remark (QP/PK/AV)
1		2390.000	39.05	32.30	71.35	-2.65	74.00	Peak
2	*	2451.265	83.81	32.57	116.38	N/A	N/A	Peak
3		2483.500	37.68	32.71	70.39	-3.61	74.00	Peak
4		2485.845	38.94	32.72	71.66	-2.34	74.00	Peak

Note:

1. " *", means this data is the worst emission level.
2. C.F (Correction Factor) = Antenna Factor (dB)+ Cable Loss (dB).
3. Measurement(dBuV/m) = Reading(dBuV) + C.F (Correction Factor).
4.The emission levels of other frequencies are very lower than the limit and not show in test report.

EUT	AX5400 Wi-Fi 6 Router	Date of Test	2020-09-01
Factor	BBHA 9120D (1GHz~18GHz)_2020	Temp. / Humidity	24.8°C/47%
Polarity	Vertical	Site / Test Engineer	AC1 / Jay Chu
Test Mode	Transmit by 802.11n-HT40 at Channel 2437MHz (CDD Mode)	Test Voltage	120V/60Hz

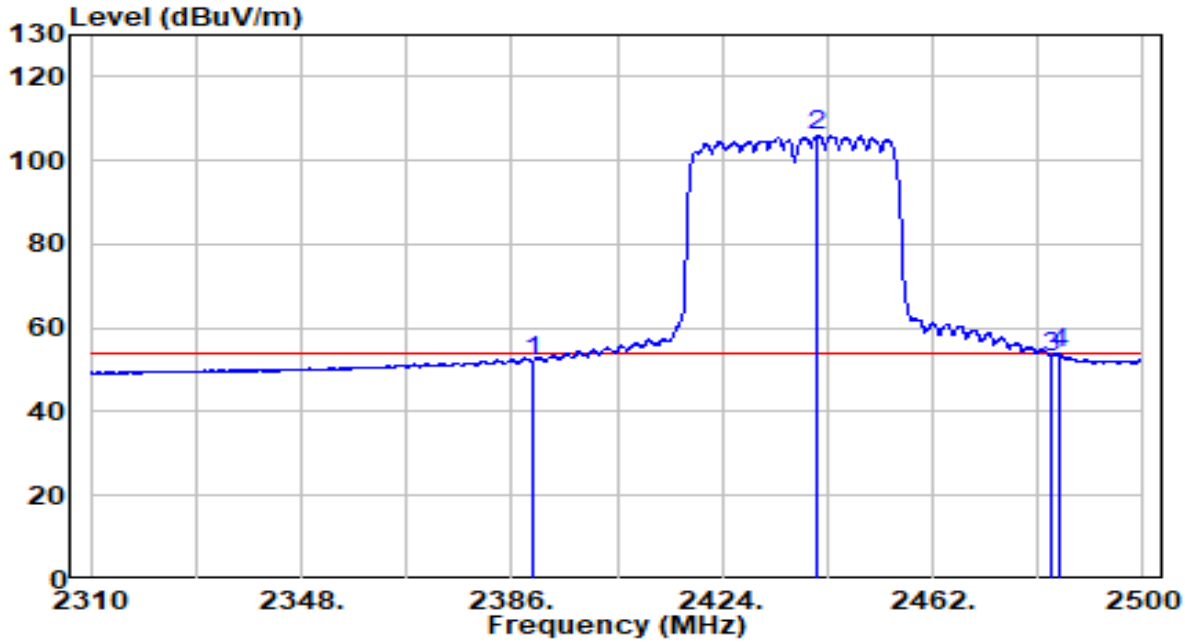

No		Frequency (MHz)	Reading (dBuV)	C.F (dB)	Measurement (dBuV/m)	Margin (dB)	Limit (dBuV/m)	Remark (QP/PK/AV)
1		2390.000	19.84	32.30	52.14	-1.86	54.00	Average
2	*	2441.195	73.62	32.52	106.14	N/A	N/A	Average
3		2483.500	20.43	32.71	53.14	-0.86	54.00	Average
4		2484.705	21.22	32.71	53.94	-0.06	54.00	Average

Note:

1. " *", means this data is the worst emission level.
2. C.F (Correction Factor) = Antenna Factor (dB)+ Cable Loss (dB).
3. Measurement(dBuV/m) = Reading(dBuV) + C.F (Correction Factor).
4.The emission levels of other frequencies are very lower than the limit and not show in test report.

EUT	AX5400 Wi-Fi 6 Router	Date of Test	2020-09-01
Factor	BBHA 9120D_1GHz~18GHz_2020	Temp. / Humidity	24.8°C/47%
Polarity	Horizontal	Site / Test Engineer	AC1 / Jay Chu
Test Mode	Transmit by 802.11n-HT40 at Channel 2452MHz (CDD Mode)	Test Voltage	120V/60Hz

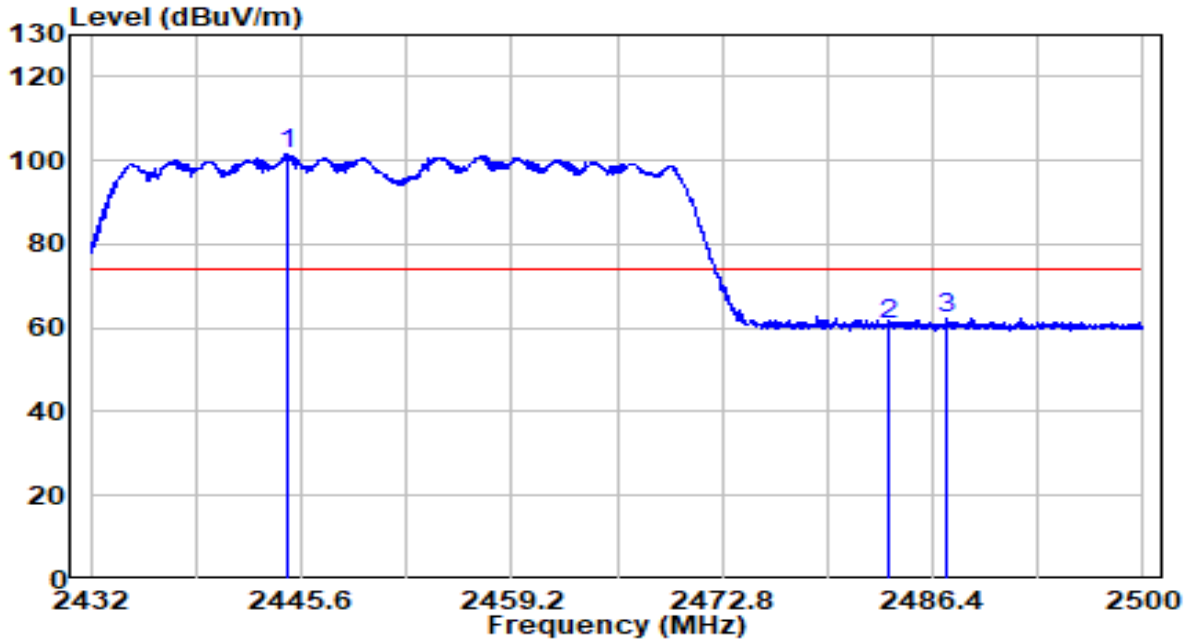

No		Frequency (MHz)	Reading (dBuV)	C.F (dB)	Measurement (dBuV/m)	Margin (dB)	Limit (dBuV/m)	Remark (QP/PK/AV)
1	*	2444.716	68.92	32.54	101.46	N/A	N/A	Peak
2		2483.500	27.96	32.71	60.66	-13.34	74.00	Peak
3		2487.284	29.55	32.72	62.27	-11.73	74.00	Peak

Note:

1. " *", means this data is the worst emission level.
2. C.F (Correction Factor) = Antenna Factor (dB)+ Cable Loss (dB).
3. Measurement(dBuV/m) = Reading(dBuV) + C.F (Correction Factor).
4.The emission levels of other frequencies are very lower than the limit and not show in test report.

EUT	AX5400 Wi-Fi 6 Router	Date of Test	2020-09-01
Factor	BBHA 9120D_1GHz~18GHz_2020	Temp. / Humidity	24.8°C/47%
Polarity	Horizontal	Site / Test Engineer	AC1 / Jay Chu
Test Mode	Transmit by 802.11n-HT40 at Channel 2452MHz (CDD Mode)	Test Voltage	120V/60Hz

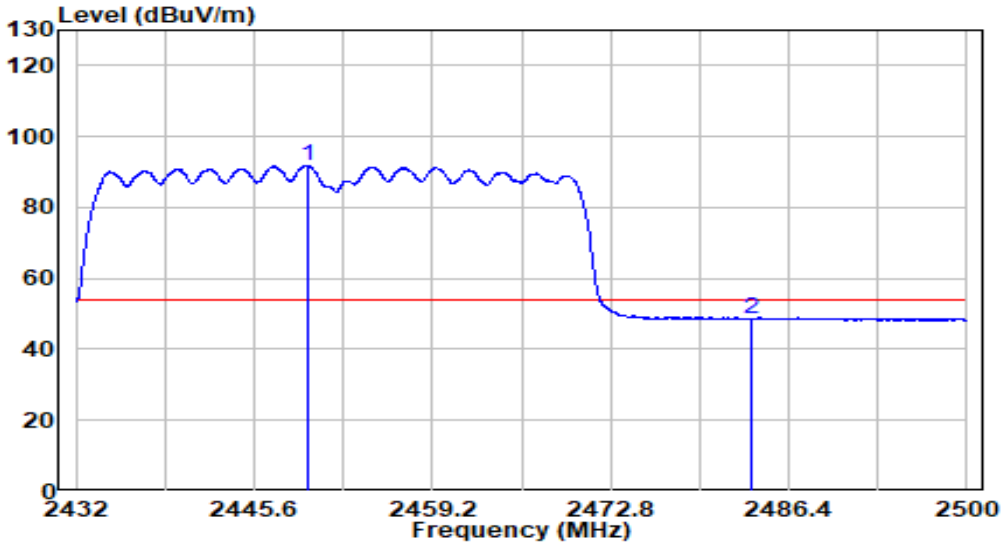

No		Frequency (MHz)	Reading (dBuV)	C.F (dB)	Measurement (dBuV/m)	Margin (dB)	Limit (dBuV/m)	Remark (QP/PK/AV)
1	*	2449.748	59.24	32.56	91.80	N/A	N/A	Peak
2		2483.500	15.91	32.71	48.62	-5.38	54.00	Peak

Note:

1. " *", means this data is the worst emission level.
2. C.F (Correction Factor) = Antenna Factor (dB)+ Cable Loss (dB).
3. Measurement(dBuV/m) = Reading(dBuV) + C.F (Correction Factor).
4.The emission levels of other frequencies are very lower than the limit and not show in test report.

EUT	AX5400 Wi-Fi 6 Router	Date of Test	2020-09-01
Factor	BBHA 9120D_1GHz~18GHz_2020	Temp. / Humidity	24.8°C/47%
Polarity	Vertical	Site / Test Engineer	AC1 / Jay Chu
Test Mode	Transmit by 802.11n-HT40 at Channel 2452MHz (CDD Mode)	Test Voltage	120V/60Hz

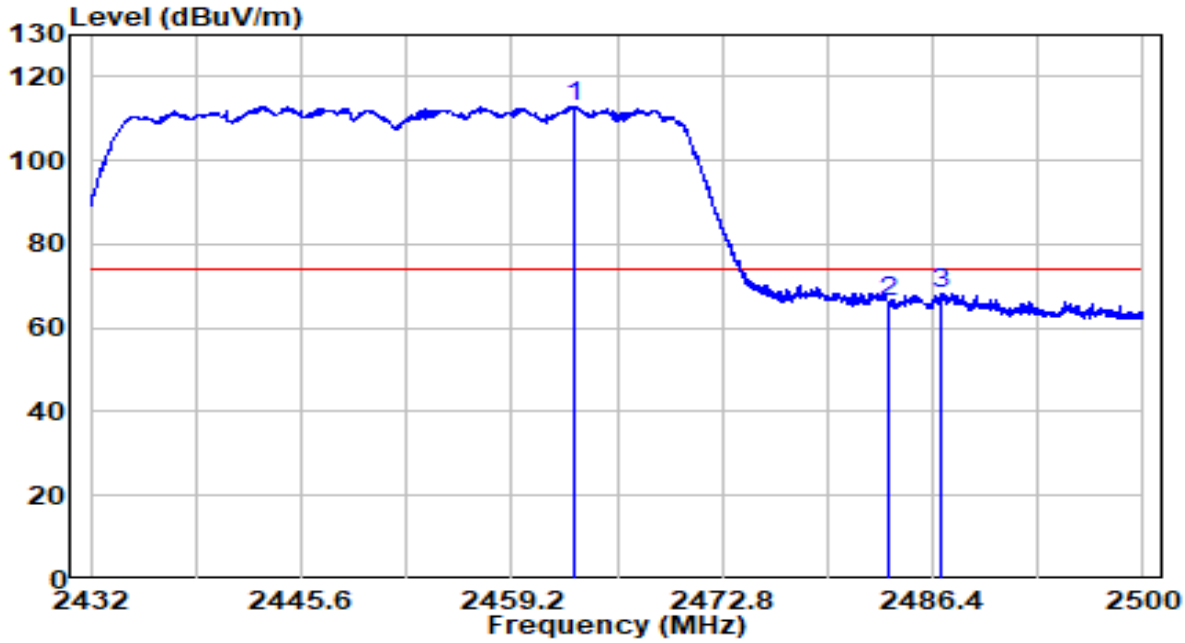

No		Frequency (MHz)	Reading (dBuV)	C.F (dB)	Measurement (dBuV/m)	Margin (dB)	Limit (dBuV/m)	Remark (QP/PK/AV)
1	*	2463.178	80.42	32.62	113.04	N/A	N/A	Peak
2		2483.500	33.55	32.71	66.25	-7.75	74.00	Peak
3		2486.978	35.39	32.72	68.11	-5.89	74.00	Peak

Note:

1. " *", means this data is the worst emission level.
2. C.F (Correction Factor) = Antenna Factor (dB)+ Cable Loss (dB).
3. Measurement(dBuV/m) = Reading(dBuV) + C.F (Correction Factor).
4.The emission levels of other frequencies are very lower than the limit and not show in test report.

EUT	AX5400 Wi-Fi 6 Router	Date of Test	2020-09-01
Factor	BBHA 9120D_1GHz~18GHz_2020	Temp. / Humidity	24.8°C/47%
Polarity	Vertical	Site / Test Engineer	AC1 / Jay Chu
Test Mode	Transmit by 802.11n-HT40 at Channel 2452MHz (CDD Mode)	Test Voltage	120V/60Hz

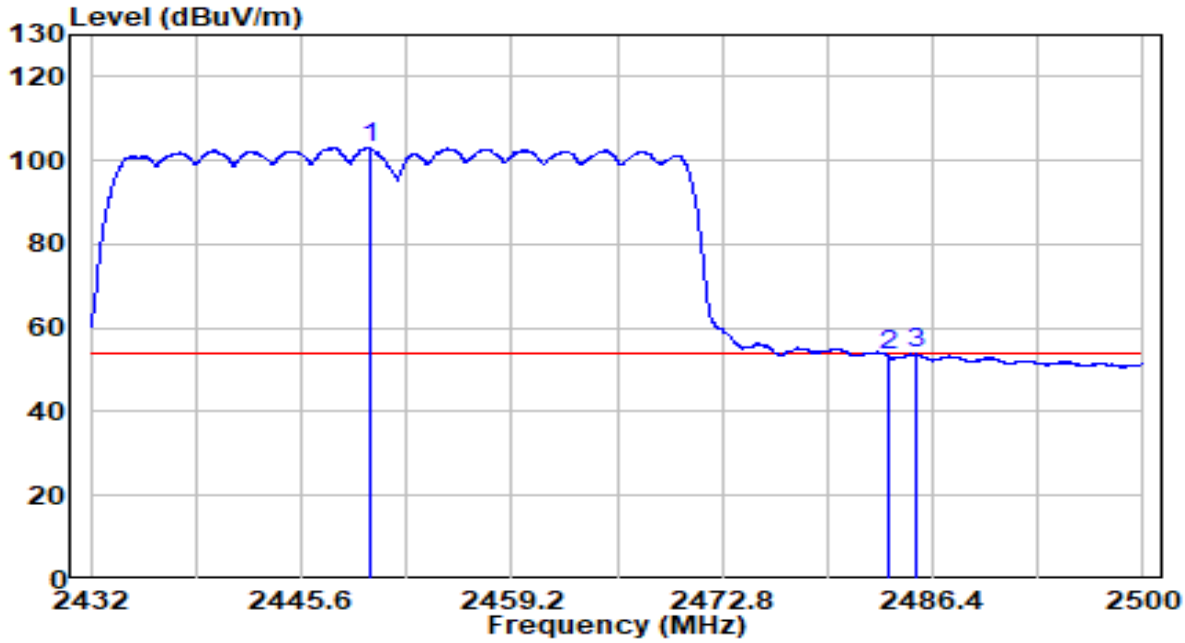

No		Frequency (MHz)	Reading (dBuV)	C.F (dB)	Measurement (dBuV/m)	Margin (dB)	Limit (dBuV/m)	Remark (QP/PK/AV)
1	*	2449.986	70.55	32.56	103.11	N/A	N/A	Average
2		2483.500	20.70	32.71	53.40	-0.60	54.00	Average
3		2485.346	21.13	32.72	53.84	-0.16	54.00	Average

Note:

1. " *", means this data is the worst emission level.
2. C.F (Correction Factor) = Antenna Factor (dB)+ Cable Loss (dB).
3. Measurement(dBuV/m) = Reading(dBuV) + C.F (Correction Factor).
4.The emission levels of other frequencies are very lower than the limit and not show in test report.

EUT	AX5400 Wi-Fi 6 Router	Date of Test	2020-09-01
Factor	BBHA 9120D_1GHz~18GHz_2020	Temp. / Humidity	24.8°C/47%
Polarity	Horizontal	Site / Test Engineer	AC1 / Jay Chu
Test Mode	Transmit by 802.11ax-HE20 at Channel 2412MHz (CDD Mode)	Test Voltage	120V/60Hz

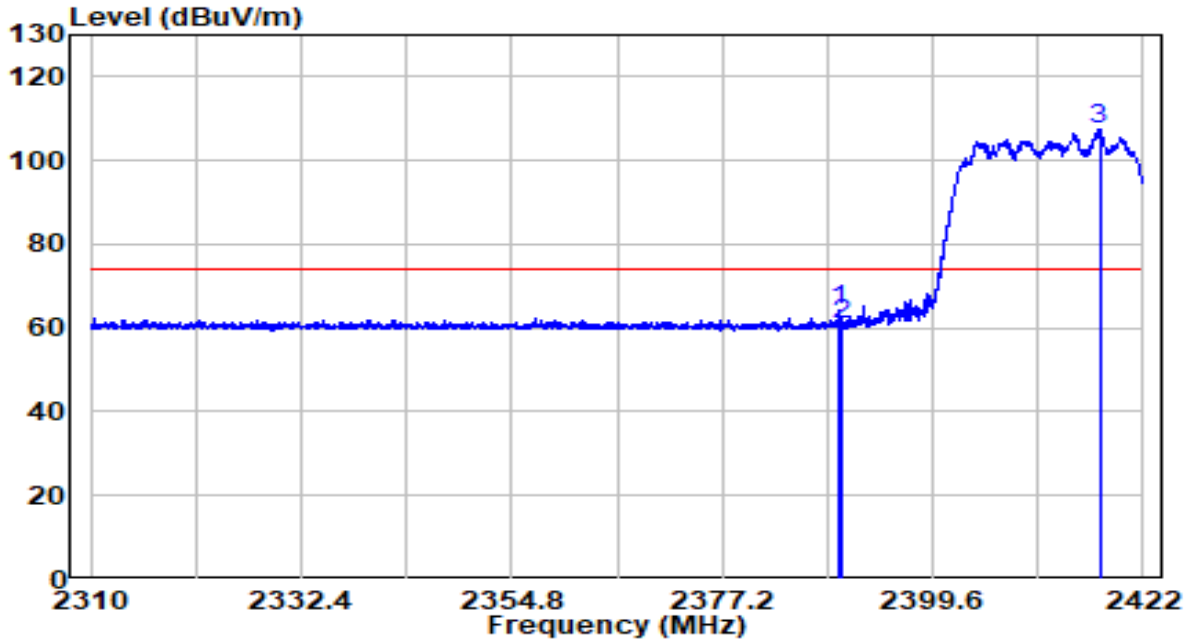

No		Frequency (MHz)	Reading (dBuV)	C.F (dB)	Measurement (dBuV/m)	Margin (dB)	Limit (dBuV/m)	Remark (QP/PK/AV)
1		2389.632	31.90	32.29	64.19	-9.81	74.00	Peak
2		2390.000	28.30	32.30	60.59	-13.41	74.00	Peak
3	*	2417.352	75.10	32.42	107.51	N/A	N/A	Peak

Note:

1. " *", means this data is the worst emission level.
2. C.F (Correction Factor) = Antenna Factor (dB)+ Cable Loss (dB).
3. Measurement(dBuV/m) = Reading(dBuV) + C.F (Correction Factor).
4.The emission levels of other frequencies are very lower than the limit and not show in test report.

EUT	AX5400 Wi-Fi 6 Router	Date of Test	2020-09-01
Factor	BBHA 9120D_1GHz~18GHz_2020	Temp. / Humidity	24.8°C/47%
Polarity	Horizontal	Site / Test Engineer	AC1 / Jay Chu
Test Mode	Transmit by 802.11ax-HE20 at Channel 2412MHz (CDD Mode)	Test Voltage	120V/60Hz

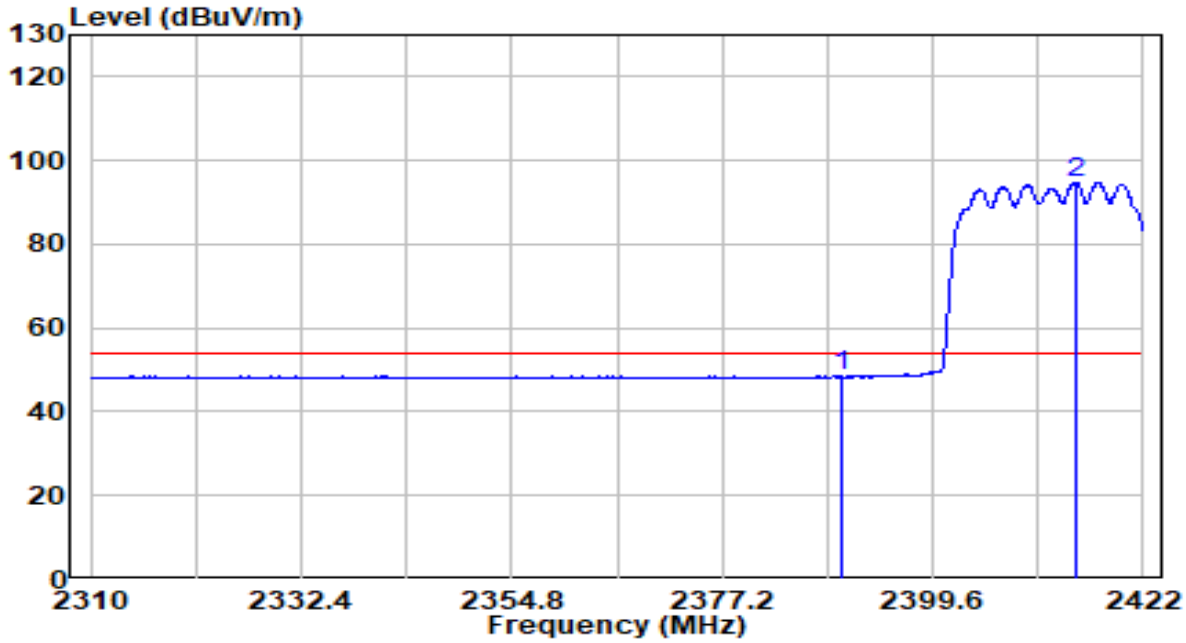

No		Frequency (MHz)	Reading (dBuV)	C.F (dB)	Measurement (dBuV/m)	Margin (dB)	Limit (dBuV/m)	Remark (QP/PK/AV)
1		2390.000	16.04	32.30	48.33	-5.67	54.00	Average
2	*	2414.888	62.32	32.41	94.73	N/A	N/A	Average

Note:

1. " *", means this data is the worst emission level.
2. C.F (Correction Factor) = Antenna Factor (dB)+ Cable Loss (dB).
3. Measurement(dBuV/m) = Reading(dBuV) + C.F (Correction Factor).
4.The emission levels of other frequencies are very lower than the limit and not show in test report.

EUT	AX5400 Wi-Fi 6 Router	Date of Test	2020-09-01
Factor	BBHA 9120D_1GHz~18GHz_2020	Temp. / Humidity	24.8°C/47%
Polarity	Vertical	Site / Test Engineer	AC1 / Jay Chu
Test Mode	Transmit by 802.11ax-HE20 at Channel 2412MHz (CDD Mode)	Test Voltage	120V/60Hz

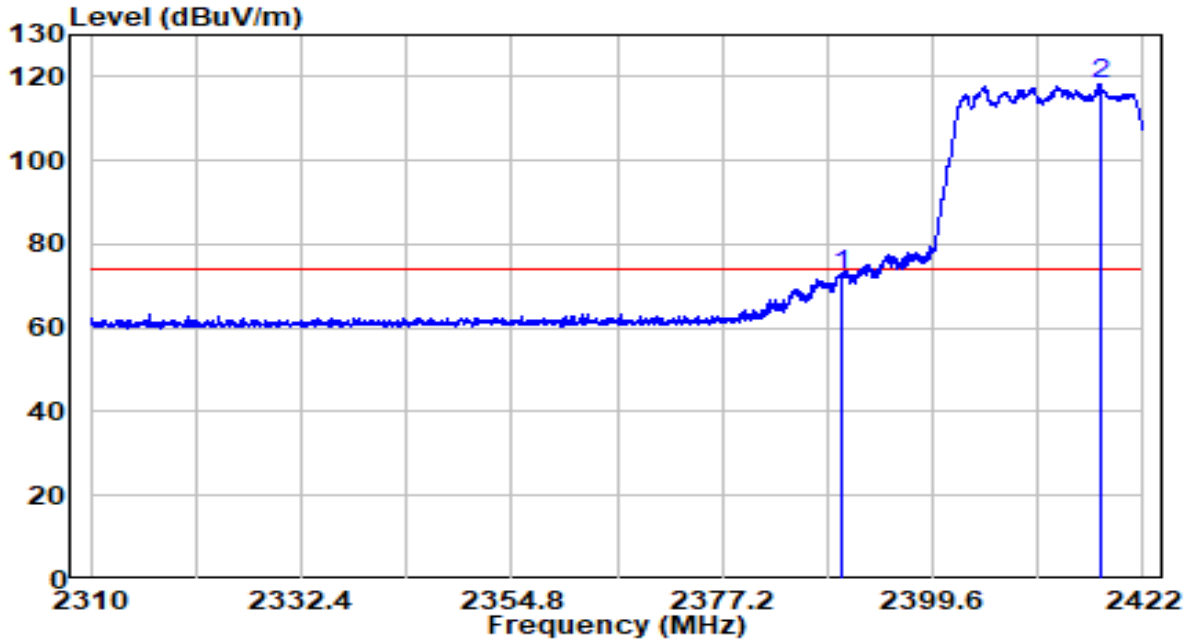

No		Frequency (MHz)	Reading (dBuV)	C.F (dB)	Measurement (dBuV/m)	Margin (dB)	Limit (dBuV/m)	Remark (QP/PK/AV)
1		2390.000	40.22	32.30	72.52	-1.48	74.00	Peak
2	*	2417.408	85.74	32.42	118.15	N/A	N/A	Peak

Note:

1. " *", means this data is the worst emission level.
2. C.F (Correction Factor) = Antenna Factor (dB)+ Cable Loss (dB).
3. Measurement(dBuV/m) = Reading(dBuV) + C.F (Correction Factor).
4.The emission levels of other frequencies are very lower than the limit and not show in test report.

EUT	AX5400 Wi-Fi 6 Router	Date of Test	2020-09-01
Factor	BBHA 9120D_1GHz~18GHz_2020	Temp. / Humidity	24.8°C/47%
Polarity	Vertical	Site / Test Engineer	AC1 / Jay Chu
Test Mode	Transmit by 802.11ax-HE20 at Channel 2412MHz (CDD Mode)	Test Voltage	120V/60Hz

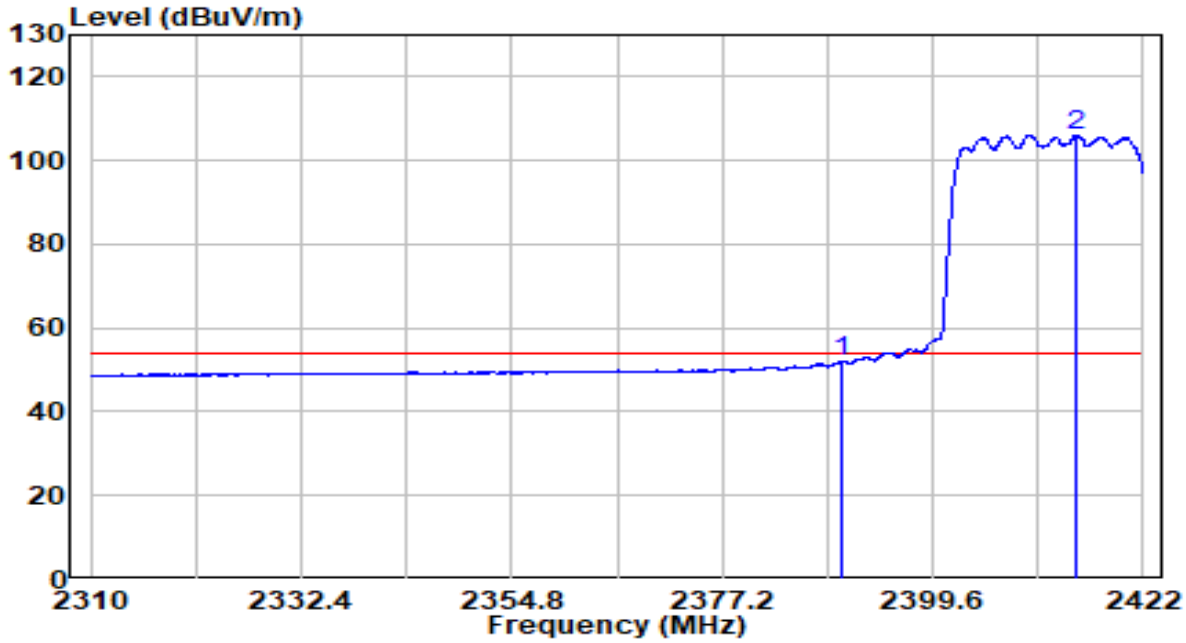

No		Frequency (MHz)	Reading (dBuV)	C.F (dB)	Measurement (dBuV/m)	Margin (dB)	Limit (dBuV/m)	Remark (QP/PK/AV)
1		2390.000	19.78	32.30	52.08	-1.92	54.00	Average
2	*	2414.832	73.63	32.41	106.04	N/A	N/A	Average

Note:

1. " *", means this data is the worst emission level.
2. C.F (Correction Factor) = Antenna Factor (dB)+ Cable Loss (dB).
3. Measurement(dBuV/m) = Reading(dBuV) + C.F (Correction Factor).
4.The emission levels of other frequencies are very lower than the limit and not show in test report.

EUT	AX5400 Wi-Fi 6 Router	Date of Test	2020-08-26
Factor	BBHA 9120D_1GHz~18GHz_2020	Temp. / Humidity	24.8°C/47%
Polarity	Vertical	Site / Test Engineer	AC2 / Jay Chu
Test Mode	Transmit by 802.11ax-HE20 at Channel 2417MHz (CDD Mode)	Test Voltage	120V/60Hz

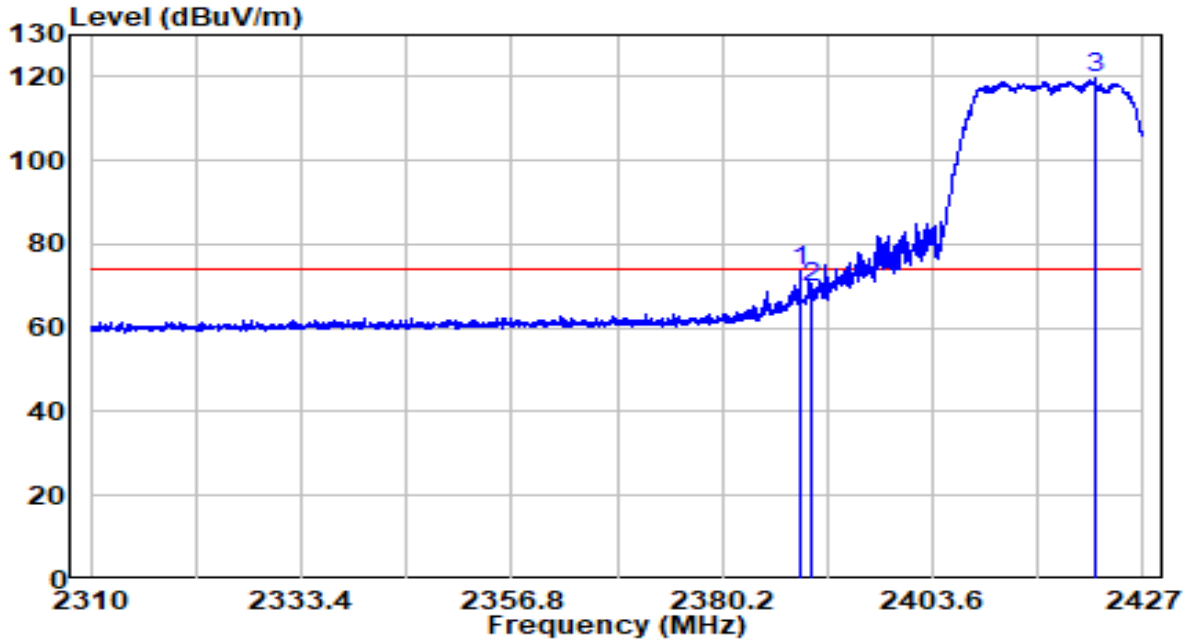

No		Frequency (MHz)	Reading (dBuV)	C.F (dB)	Measurement (dBuV/m)	Margin (dB)	Limit (dBuV/m)	Remark (QP/PK/AV)
1		2388.800	41.09	32.29	73.38	-0.62	74.00	Peak
2		2390.028	37.41	32.30	69.70	-4.30	74.00	Peak
3	*	2421.677	87.16	32.44	119.59	N/A	N/A	Peak

Note:

1. " *", means this data is the worst emission level.
2. C.F (Correction Factor) = Antenna Factor (dB)+ Cable Loss (dB).
3. Measurement(dBuV/m) = Reading(dBuV) + C.F (Correction Factor).
4.The emission levels of other frequencies are very lower than the limit and not show in test report.

EUT	AX5400 Wi-Fi 6 Router	Date of Test	2020-08-26
Factor	BBHA 9120D_1GHz~18GHz_2020	Temp. / Humidity	24.8°C/47%
Polarity	Vertical	Site / Test Engineer	AC2 / Jay Chu
Test Mode	Transmit by 802.11ax-HE20 at Channel 2417MHz (CDD Mode)	Test Voltage	120V/60Hz

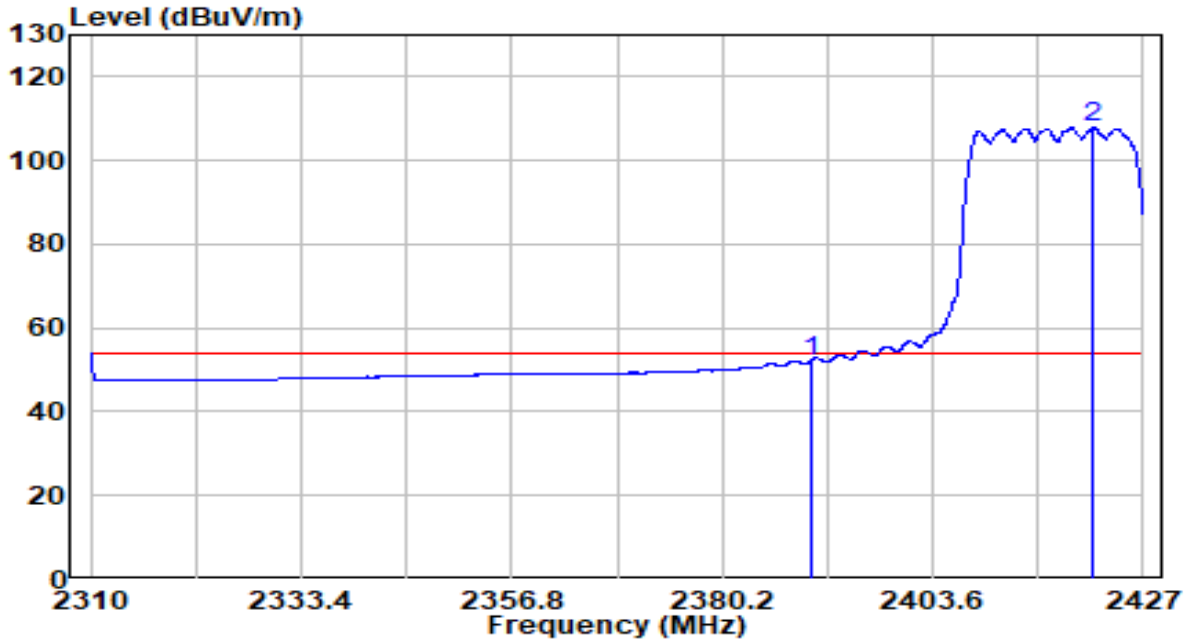

No		Frequency (MHz)	Reading (dBuV)	C.F (dB)	Measurement (dBuV/m)	Margin (dB)	Limit (dBuV/m)	Remark (QP/PK/AV)
1		2390.000	19.86	32.30	52.16	-1.84	54.00	Average
2	*	2421.501	75.47	32.43	107.90	N/A	N/A	Average

Note:

1. " *", means this data is the worst emission level.
2. C.F (Correction Factor) = Antenna Factor (dB)+ Cable Loss (dB).
3. Measurement(dBuV/m) = Reading(dBuV) + C.F (Correction Factor).
4.The emission levels of other frequencies are very lower than the limit and not show in test report.

EUT	AX5400 Wi-Fi 6 Router	Date of Test	2020-08-26
Factor	BBHA 9120D_1GHz~18GHz_2020	Temp. / Humidity	24.8°C/47%
Polarity	Vertical	Site / Test Engineer	AC2 / Jay Chu
Test Mode	Transmit by 802.11ax-HE20 at Channel 2422MHz (CDD Mode)	Test Voltage	120V/60Hz

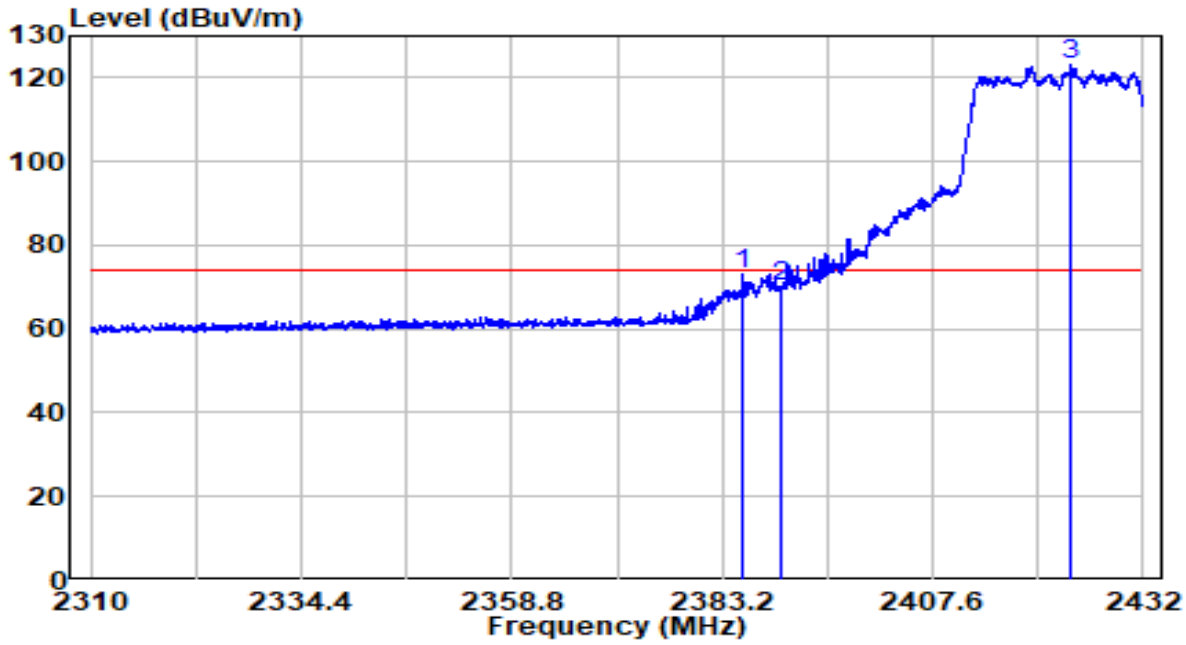

No		Frequency (MHz)	Reading (dBuV)	C.F (dB)	Measurement (dBuV/m)	Margin (dB)	Limit (dBuV/m)	Remark (QP/PK/AV)
1		2385.579	40.74	32.28	73.02	-0.98	74.00	Peak
2		2390.000	37.64	32.30	69.94	-4.06	74.00	Peak
3	*	2423.643	90.53	32.44	122.98	N/A	N/A	Peak

Note:

1. " *", means this data is the worst emission level.
2. C.F (Correction Factor) = Antenna Factor (dB)+ Cable Loss (dB).
3. Measurement(dBuV/m) = Reading(dBuV) + C.F (Correction Factor).
4.The emission levels of other frequencies are very lower than the limit and not show in test report.

EUT	AX5400 Wi-Fi 6 Router	Date of Test	2020-08-26
Factor	BBHA 9120D_1GHz~18GHz_2020	Temp. / Humidity	24.8°C/47%
Polarity	Vertical	Site / Test Engineer	AC2 / Jay Chu
Test Mode	Transmit by 802.11ax-HE20 at Channel 2422MHz (CDD Mode)	Test Voltage	120V/60Hz

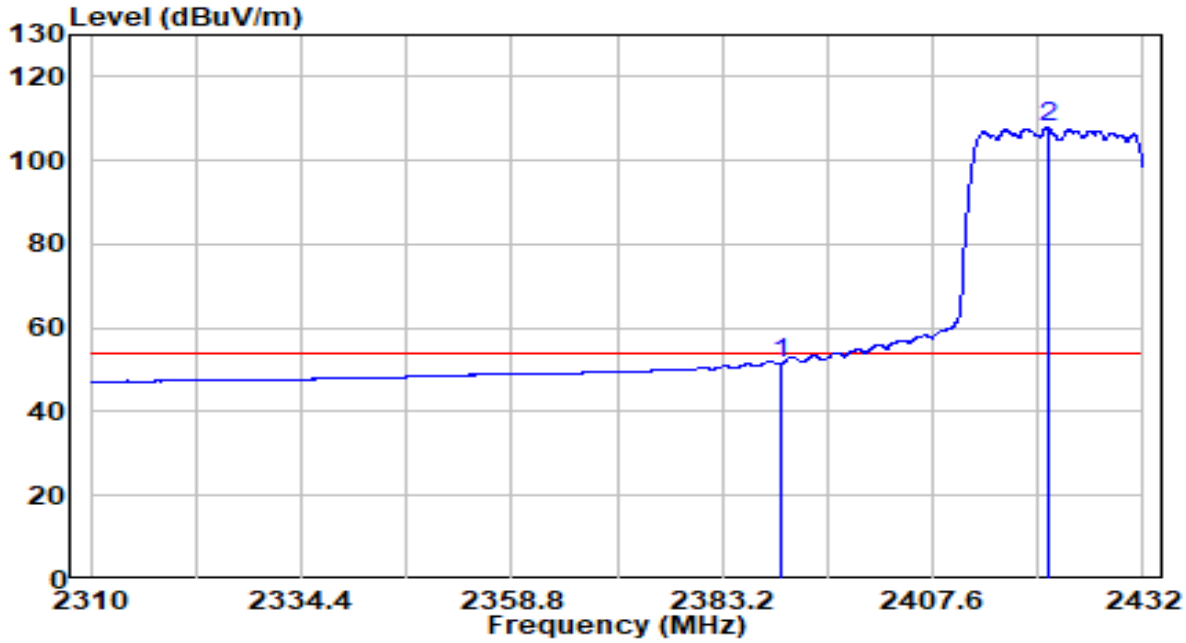

No		Frequency (MHz)	Reading (dBuV)	C.F (dB)	Measurement (dBuV/m)	Margin (dB)	Limit (dBuV/m)	Remark (QP/PK/AV)
1		2389.971	19.08	32.30	51.38	-2.62	54.00	Average
2	*	2420.898	75.27	32.43	107.70	N/A	N/A	Average

Note:

1. " *", means this data is the worst emission level.
2. C.F (Correction Factor) = Antenna Factor (dB)+ Cable Loss (dB).
3. Measurement(dBuV/m) = Reading(dBuV) + C.F (Correction Factor).
4.The emission levels of other frequencies are very lower than the limit and not show in test report.

EUT	AX5400 Wi-Fi 6 Router	Date of Test	2020-09-01
Factor	BBHA 9120D_1GHz~18GHz_2020	Temp. / Humidity	24.8°C/47%
Polarity	Horizontal	Site / Test Engineer	AC1 / Jay Chu
Test Mode	Transmit by 802.11ax-HE20 at Channel 2437MHz (CDD Mode)	Test Voltage	120V/60Hz

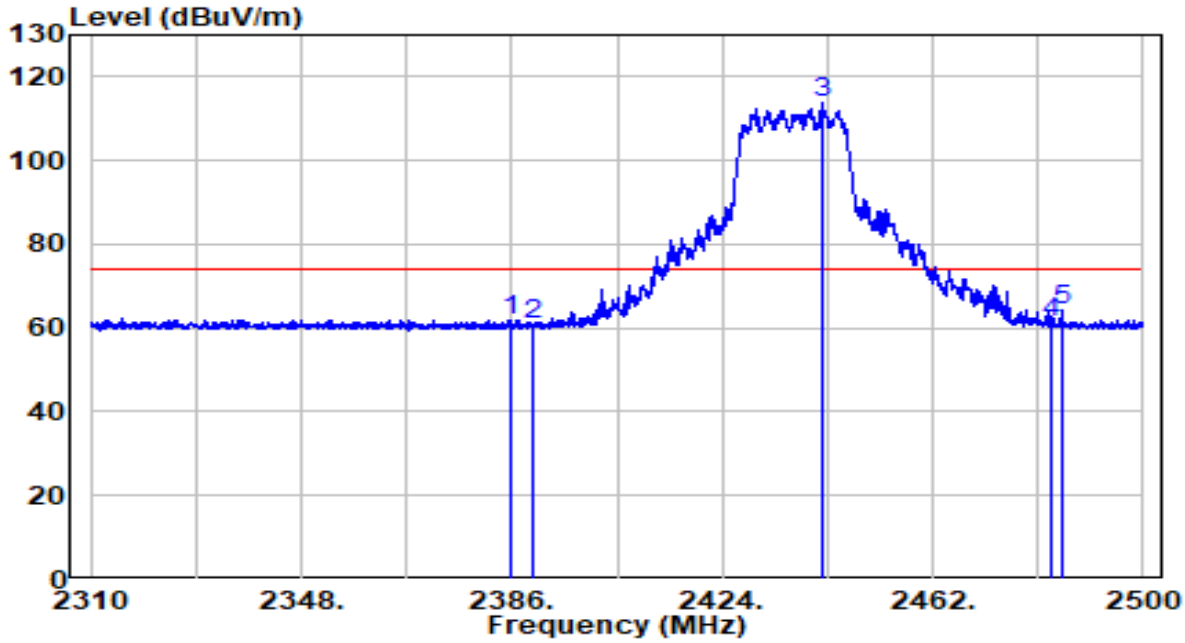

No		Frequency (MHz)	Reading (dBuV)	C.F (dB)	Measurement (dBuV/m)	Margin (dB)	Limit (dBuV/m)	Remark (QP/PK/AV)
1		2385.810	29.60	32.28	61.88	-12.12	74.00	Peak
2		2390.000	28.46	32.30	60.76	-13.24	74.00	Peak
3	*	2442.240	81.51	32.53	114.04	N/A	N/A	Peak
4		2483.500	28.84	32.71	61.54	-12.46	74.00	Peak
5		2485.275	31.75	32.72	64.47	-9.53	74.00	Peak

Note:

1. " *", means this data is the worst emission level.
2. C.F (Correction Factor) = Antenna Factor (dB)+ Cable Loss (dB).
3. Measurement(dBuV/m) = Reading(dBuV) + C.F (Correction Factor).
4.The emission levels of other frequencies are very lower than the limit and not show in test report.

EUT	AX5400 Wi-Fi 6 Router	Date of Test	2020-09-01
Factor	BBHA 9120D_1GHz~18GHz_2020	Temp. / Humidity	24.8°C/47%
Polarity	Horizontal	Site / Test Engineer	AC1 / Jay Chu
Test Mode	Transmit by 802.11ax-HE20 at Channel 2437MHz (CDD Mode)	Test Voltage	120V/60Hz

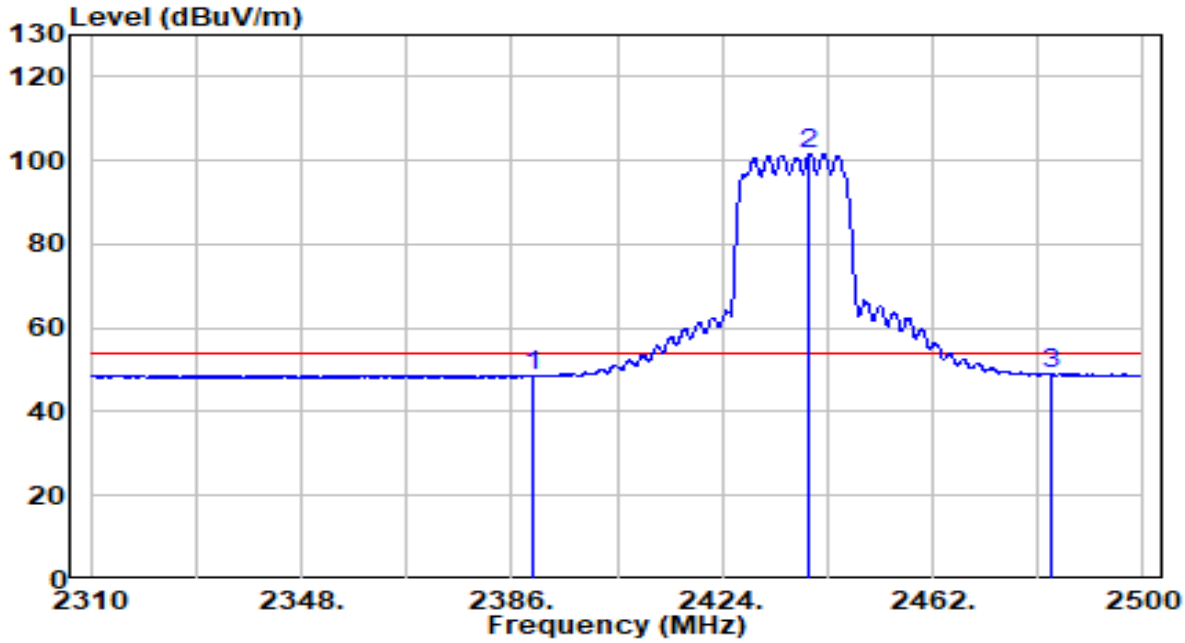

No		Frequency (MHz)	Reading (dBuV)	C.F (dB)	Measurement (dBuV/m)	Margin (dB)	Limit (dBuV/m)	Remark (QP/PK/AV)
1		2390.000	16.14	32.30	48.43	-5.57	54.00	Average
2	*	2439.675	69.12	32.51	101.64	N/A	N/A	Average
3		2483.500	16.11	32.71	48.82	-5.18	54.00	Average

Note:

1. " *", means this data is the worst emission level.
2. C.F (Correction Factor) = Antenna Factor (dB)+ Cable Loss (dB).
3. Measurement(dBuV/m) = Reading(dBuV) + C.F (Correction Factor).
4.The emission levels of other frequencies are very lower than the limit and not show in test report.

EUT	AX5400 Wi-Fi 6 Router	Date of Test	2020-09-01
Factor	BBHA 9120D_1GHz~18GHz_2020	Temp. / Humidity	24.8°C/47%
Polarity	Vertical	Site / Test Engineer	AC1 / Jay Chu
Test Mode	Transmit by 802.11ax-HE20 at Channel 2437MHz (CDD Mode)	Test Voltage	120V/60Hz

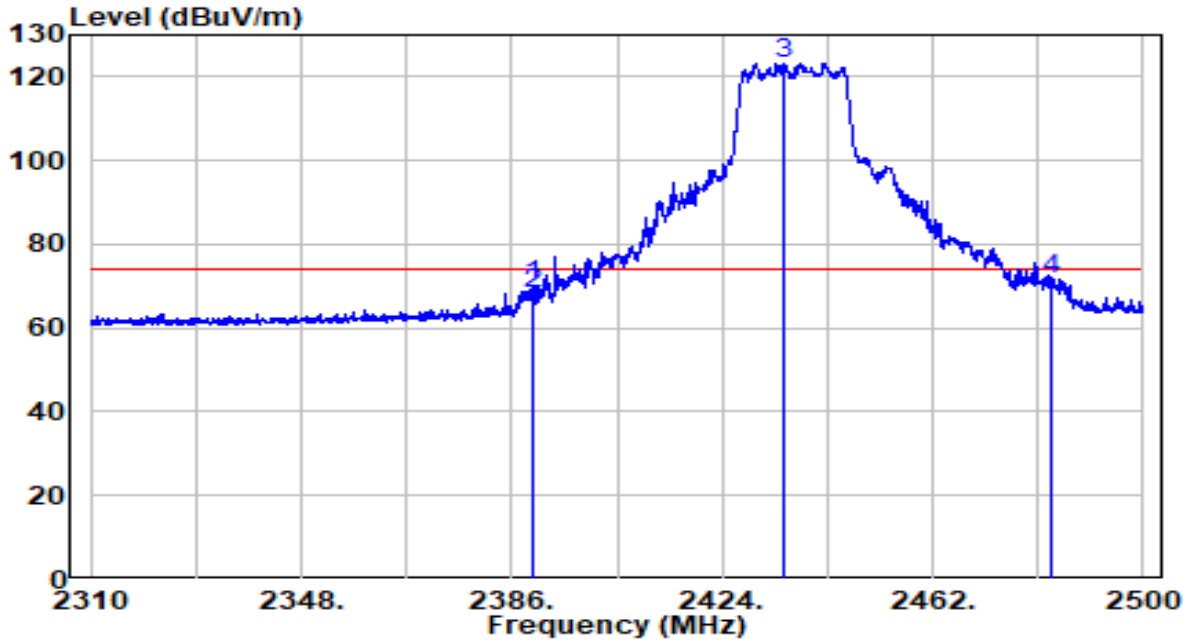

No		Frequency (MHz)	Reading (dBuV)	C.F (dB)	Measurement (dBuV/m)	Margin (dB)	Limit (dBuV/m)	Remark (QP/PK/AV)
1		2389.610	38.03	32.29	70.32	-3.68	74.00	Peak
2		2390.000	36.09	32.30	68.39	-5.61	74.00	Peak
3	*	2434.925	90.80	32.49	123.30	N/A	N/A	Peak
4		2483.500	38.96	32.71	71.67	-2.33	74.00	Peak

Note:

1. " *", means this data is the worst emission level.
2. C.F (Correction Factor) = Antenna Factor (dB)+ Cable Loss (dB).
3. Measurement(dBuV/m) = Reading(dBuV) + C.F (Correction Factor).
4.The emission levels of other frequencies are very lower than the limit and not show in test report.

EUT	AX5400 Wi-Fi 6 Router	Date of Test	2020-09-01
Factor	BBHA 9120D_1GHz~18GHz_2020	Temp. / Humidity	24.8°C/47%
Polarity	Vertical	Site / Test Engineer	AC1 / Jay Chu
Test Mode	Transmit by 802.11ax-HE20 at Channel 2437MHz (CDD Mode)	Test Voltage	120V/60Hz

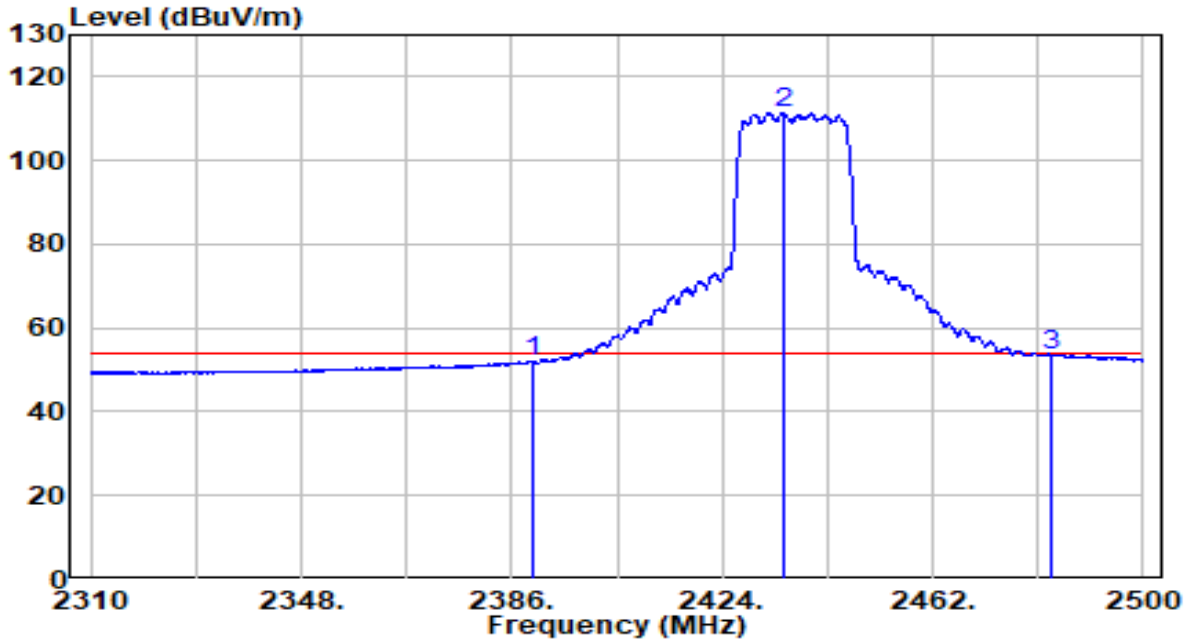

No		Frequency (MHz)	Reading (dBuV)	C.F (dB)	Measurement (dBuV/m)	Margin (dB)	Limit (dBuV/m)	Remark (QP/PK/AV)
1		2390.000	19.63	32.30	51.93	-2.07	54.00	Average
2	*	2435.210	78.87	32.49	111.36	N/A	N/A	Average
3		2483.500	20.69	32.71	53.40	-0.60	54.00	Average

Note:

1. " *", means this data is the worst emission level.
2. C.F (Correction Factor) = Antenna Factor (dB)+ Cable Loss (dB).
3. Measurement(dBuV/m) = Reading(dBuV) + C.F (Correction Factor).
4.The emission levels of other frequencies are very lower than the limit and not show in test report.

EUT	AX5400 Wi-Fi 6 Router	Date of Test	2020-08-26
Factor	BBHA 9120D_1GHz~18GHz_2020	Temp. / Humidity	24.8°C/47%
Polarity	Vertical	Site / Test Engineer	AC2 / Jay Chu
Test Mode	Transmit by 802.11ax-HE20 at Channel 2452MHz (CDD Mode)	Test Voltage	120V/60Hz

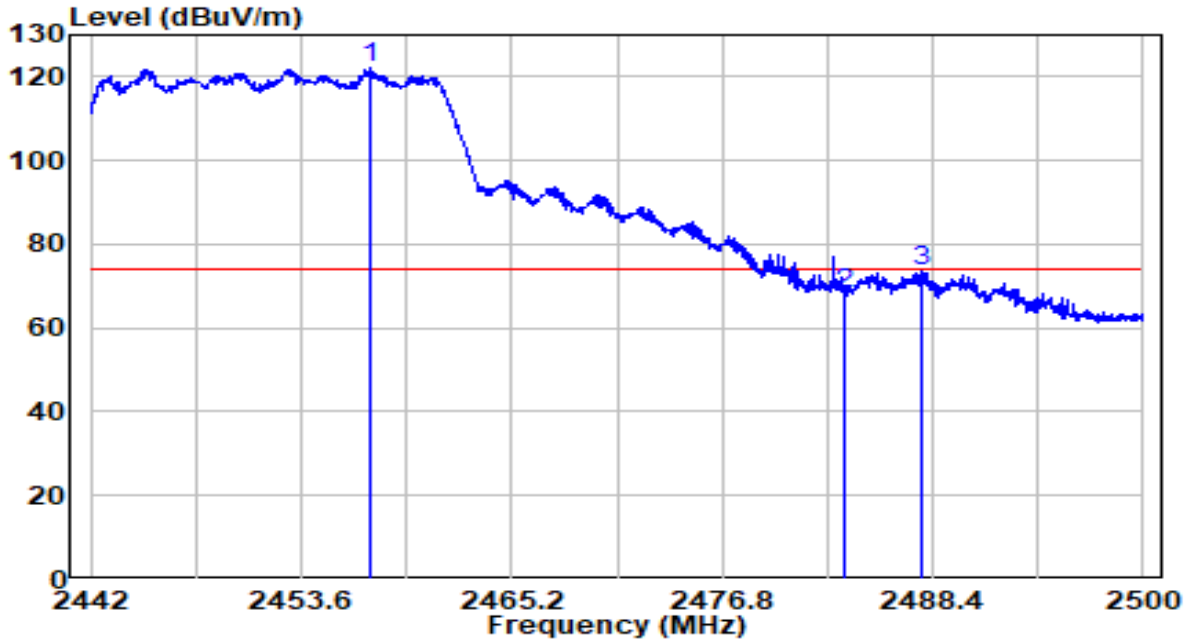

No		Frequency (MHz)	Reading (dBuV)	C.F (dB)	Measurement (dBuV/m)	Margin (dB)	Limit (dBuV/m)	Remark (QP/PK/AV)
1	*	2457.399	89.32	32.59	121.91	N/A	N/A	Peak
2		2483.500	35.64	32.71	68.34	-5.66	74.00	Peak
3		2487.791	40.83	32.73	73.56	-0.44	74.00	Peak

Note:

1. " *", means this data is the worst emission level.
2. C.F (Correction Factor) = Antenna Factor (dB)+ Cable Loss (dB).
3. Measurement(dBuV/m) = Reading(dBuV) + C.F (Correction Factor).
4.The emission levels of other frequencies are very lower than the limit and not show in test report.

EUT	AX5400 Wi-Fi 6 Router	Date of Test	2020-08-26
Factor	BBHA 9120D_1GHz~18GHz_2020	Temp. / Humidity	24.8°C/47%
Polarity	Vertical	Site / Test Engineer	AC2 / Jay Chu
Test Mode	Transmit by 802.11ax-HE20 at Channel 2452MHz (CDD Mode)	Test Voltage	120V/60Hz

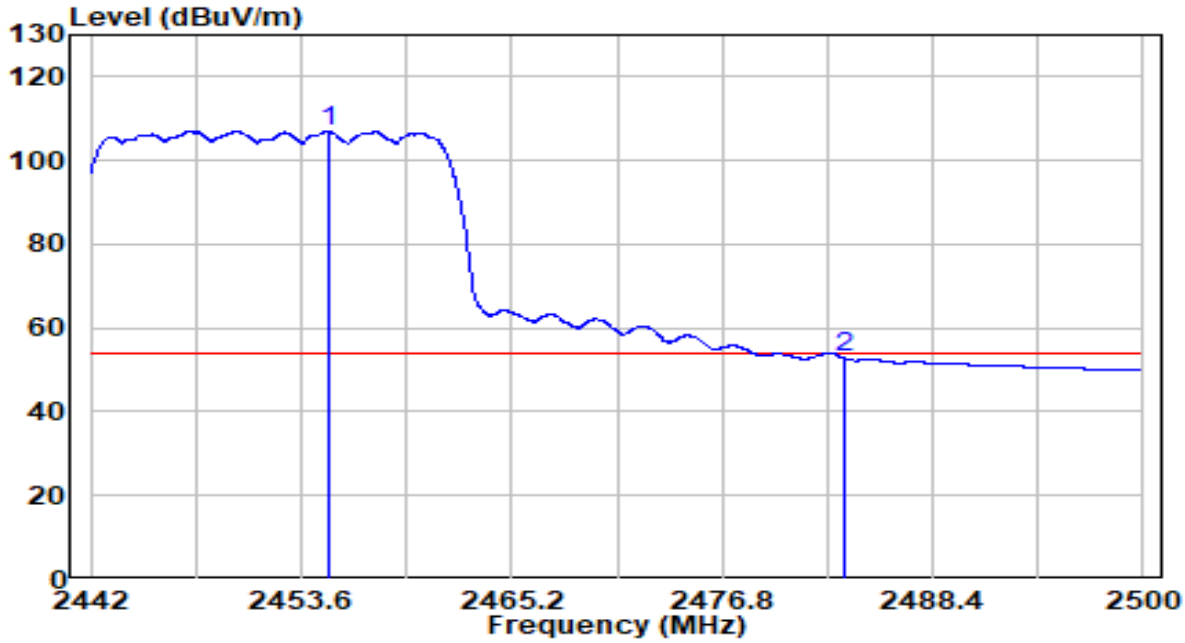

No		Frequency (MHz)	Reading (dBuV)	C.F (dB)	Measurement (dBuV/m)	Margin (dB)	Limit (dBuV/m)	Remark (QP/PK/AV)
1	*	2455.079	74.40	32.58	106.99	N/A	N/A	Average
2		2483.499	20.06	32.71	52.77	-1.23	54.00	Average

Note:

1. " *", means this data is the worst emission level.
2. C.F (Correction Factor) = Antenna Factor (dB)+ Cable Loss (dB).
3. Measurement(dBuV/m) = Reading(dBuV) + C.F (Correction Factor).
4.The emission levels of other frequencies are very lower than the limit and not show in test report.

EUT	AX5400 Wi-Fi 6 Router	Date of Test	2020-08-26
Factor	BBHA 9120D_1GHz~18GHz_2020	Temp. / Humidity	24.8°C/47%
Polarity	Vertical	Site / Test Engineer	AC2 / Jay Chu
Test Mode	Transmit by 802.11ax-HE20 at Channel 2457MHz (CDD Mode)	Test Voltage	120V/60Hz

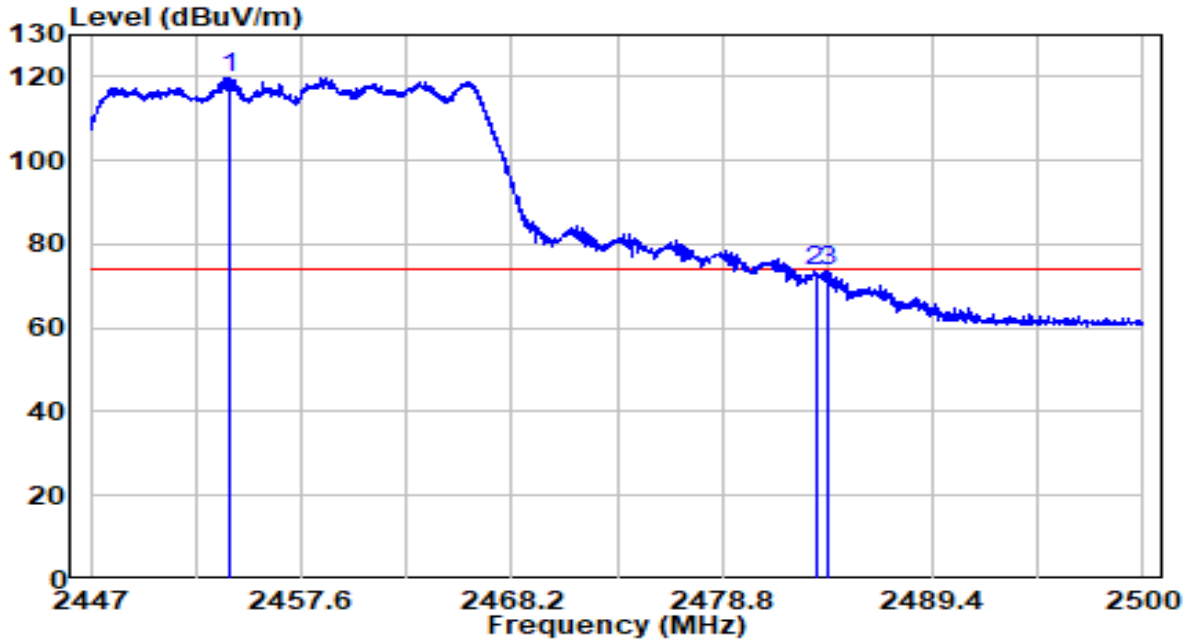

No		Frequency (MHz)	Reading (dBuV)	C.F (dB)	Measurement (dBuV/m)	Margin (dB)	Limit (dBuV/m)	Remark (QP/PK/AV)
1	*	2454.022	87.35	32.58	119.93	N/A	N/A	Peak
2		2483.500	40.90	32.71	73.61	-0.39	74.00	Peak
3		2484.073	40.97	32.71	73.68	-0.32	74.00	Peak

Note:

1. " *", means this data is the worst emission level.
2. C.F (Correction Factor) = Antenna Factor (dB)+ Cable Loss (dB).
3. Measurement(dBuV/m) = Reading(dBuV) + C.F (Correction Factor).
4.The emission levels of other frequencies are very lower than the limit and not show in test report.

EUT	AX5400 Wi-Fi 6 Router	Date of Test	2020-08-26
Factor	BBHA 9120D_1GHz~18GHz_2020	Temp. / Humidity	24.8°C/47%
Polarity	Vertical	Site / Test Engineer	AC2 / Jay Chu
Test Mode	Transmit by 802.11ax-HE20 at Channel 2457MHz (CDD Mode)	Test Voltage	120V/60Hz

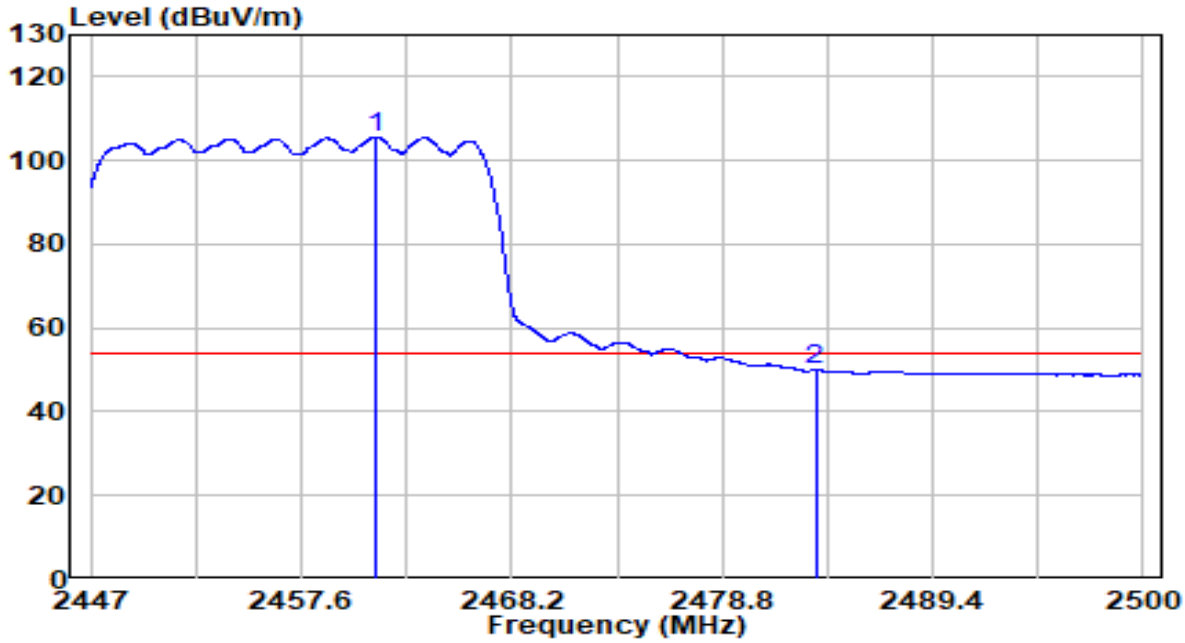

No		Frequency (MHz)	Reading (dBuV)	C.F (dB)	Measurement (dBuV/m)	Margin (dB)	Limit (dBuV/m)	Remark (QP/PK/AV)
1	*	2461.363	72.96	32.61	105.57	N/A	N/A	Average
2		2483.500	17.10	32.71	49.81	-4.19	54.00	Average

Note:

1. " *", means this data is the worst emission level.
2. C.F (Correction Factor) = Antenna Factor (dB)+ Cable Loss (dB).
3. Measurement(dBuV/m) = Reading(dBuV) + C.F (Correction Factor).
4.The emission levels of other frequencies are very lower than the limit and not show in test report.

EUT	AX5400 Wi-Fi 6 Router	Date of Test	2020-09-01
Factor	BBHA 9120D_1GHz~18GHz_2020	Temp. / Humidity	24.8°C/47%
Polarity	Horizontal	Site / Test Engineer	AC1 / Jay Chu
Test Mode	Transmit by 802.11ax-HE20 at Channel 2462MHz (CDD Mode)	Test Voltage	120V/60Hz

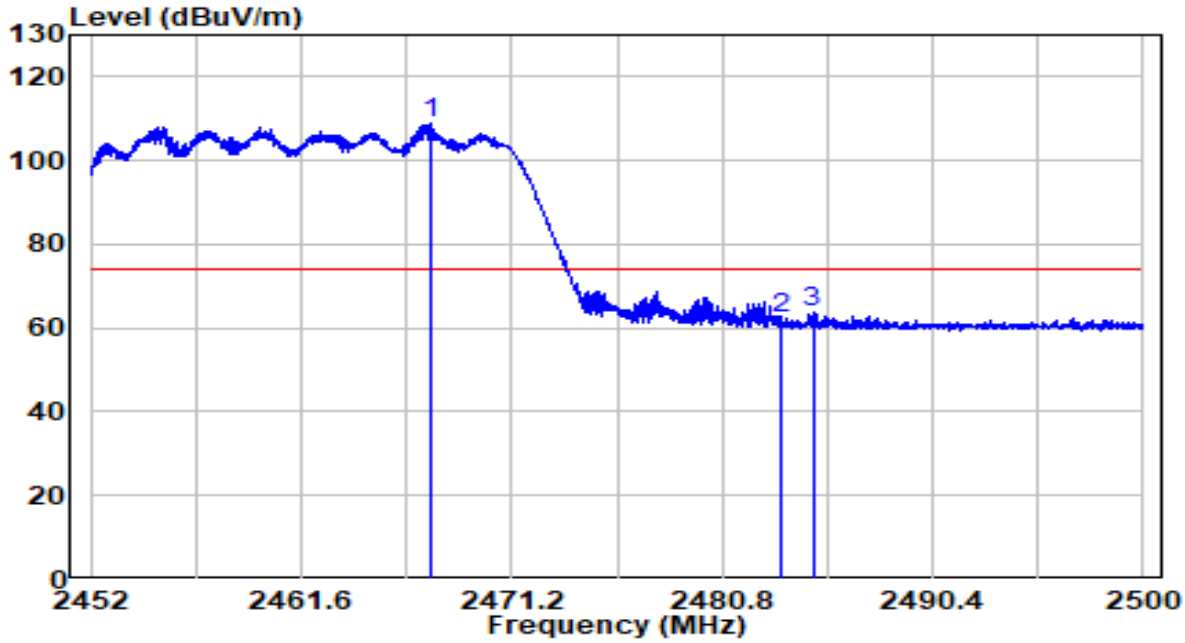

No		Frequency (MHz)	Reading (dBuV)	C.F (dB)	Measurement (dBuV/m)	Margin (dB)	Limit (dBuV/m)	Remark (QP/PK/AV)
1	*	2467.456	76.17	32.64	108.81	N/A	N/A	Peak
2		2483.500	29.65	32.71	62.36	-11.64	74.00	Peak
3		2484.928	30.84	32.71	63.55	-10.45	74.00	Peak

Note:

1. " *", means this data is the worst emission level.
2. C.F (Correction Factor) = Antenna Factor (dB)+ Cable Loss (dB).
3. Measurement(dBuV/m) = Reading(dBuV) + C.F (Correction Factor).
4.The emission levels of other frequencies are very lower than the limit and not show in test report.

EUT	AX5400 Wi-Fi 6 Router	Date of Test	2020-09-01
Factor	BBHA 9120D_1GHz~18GHz_2020	Temp. / Humidity	24.8°C/47%
Polarity	Horizontal	Site / Test Engineer	AC1 / Jay Chu
Test Mode	Transmit by 802.11ax-HE20 at Channel 2462MHz (CDD Mode)	Test Voltage	120V/60Hz

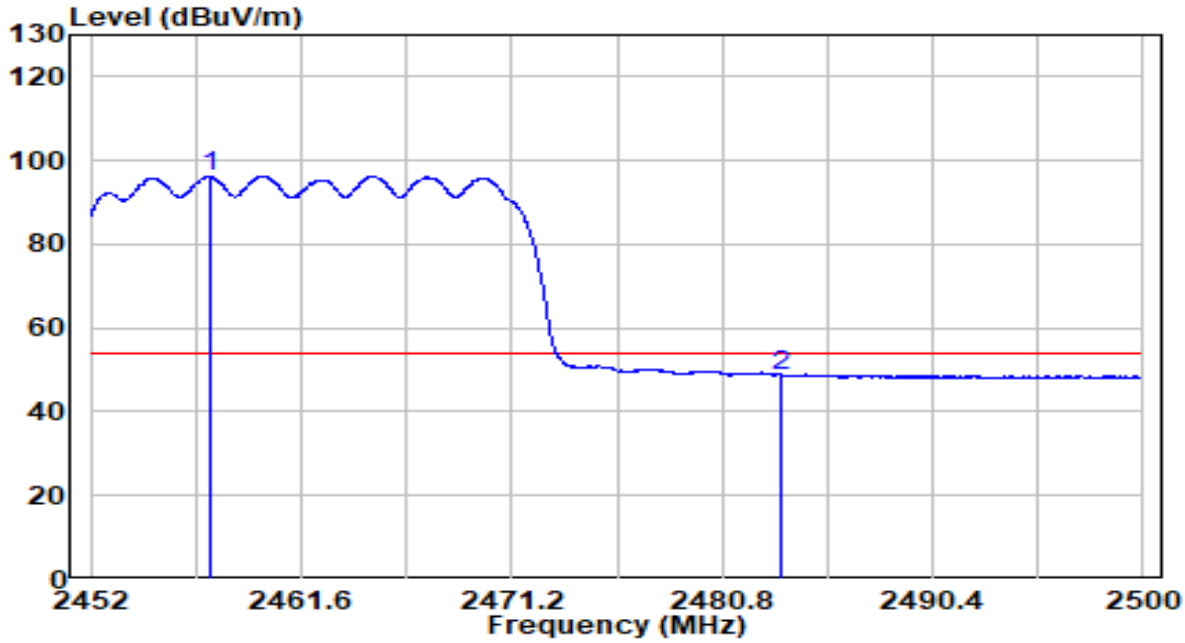

No		Frequency (MHz)	Reading (dBuV)	C.F (dB)	Measurement (dBuV/m)	Margin (dB)	Limit (dBuV/m)	Remark (QP/PK/AV)
1	*	2457.400	63.60	32.59	96.20	N/A	N/A	Average
2		2483.500	16.10	32.71	48.81	-5.19	54.00	Average

Note:

1. " *", means this data is the worst emission level.
2. C.F (Correction Factor) = Antenna Factor (dB)+ Cable Loss (dB).
3. Measurement(dBuV/m) = Reading(dBuV) + C.F (Correction Factor).
4.The emission levels of other frequencies are very lower than the limit and not show in test report.

EUT	AX5400 Wi-Fi 6 Router	Date of Test	2020-09-01
Factor	BBHA 9120D_1GHz~18GHz_2020	Temp. / Humidity	24.8°C/47%
Polarity	Vertical	Site / Test Engineer	AC1 / Jay Chu
Test Mode	Transmit by 802.11ax-HE20 at Channel 2462MHz (CDD Mode)	Test Voltage	120V/60Hz

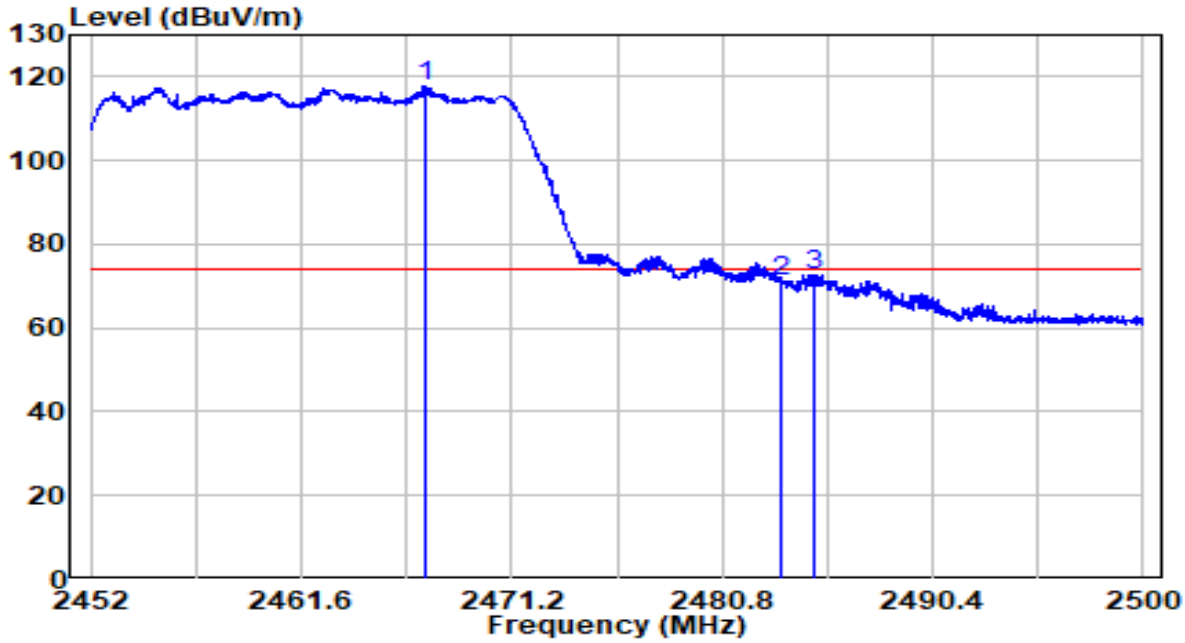

No		Frequency (MHz)	Reading (dBuV)	C.F (dB)	Measurement (dBuV/m)	Margin (dB)	Limit (dBuV/m)	Remark (QP/PK/AV)
1	*	2467.264	85.01	32.64	117.64	N/A	N/A	Peak
2		2483.500	38.64	32.71	71.35	-2.65	74.00	Peak
3		2485.048	40.11	32.71	72.82	-1.18	74.00	Peak

Note:

1. " *", means this data is the worst emission level.
2. C.F (Correction Factor) = Antenna Factor (dB)+ Cable Loss (dB).
3. Measurement(dBuV/m) = Reading(dBuV) + C.F (Correction Factor).
4.The emission levels of other frequencies are very lower than the limit and not show in test report.

EUT	AX5400 Wi-Fi 6 Router	Date of Test	2020-09-01
Factor	BBHA 9120D_1GHz~18GHz_2020	Temp. / Humidity	24.8°C/47%
Polarity	Vertical	Site / Test Engineer	AC1 / Jay Chu
Test Mode	Transmit by 802.11ax-HE20 at Channel 2462MHz (CDD Mode)	Test Voltage	120V/60Hz

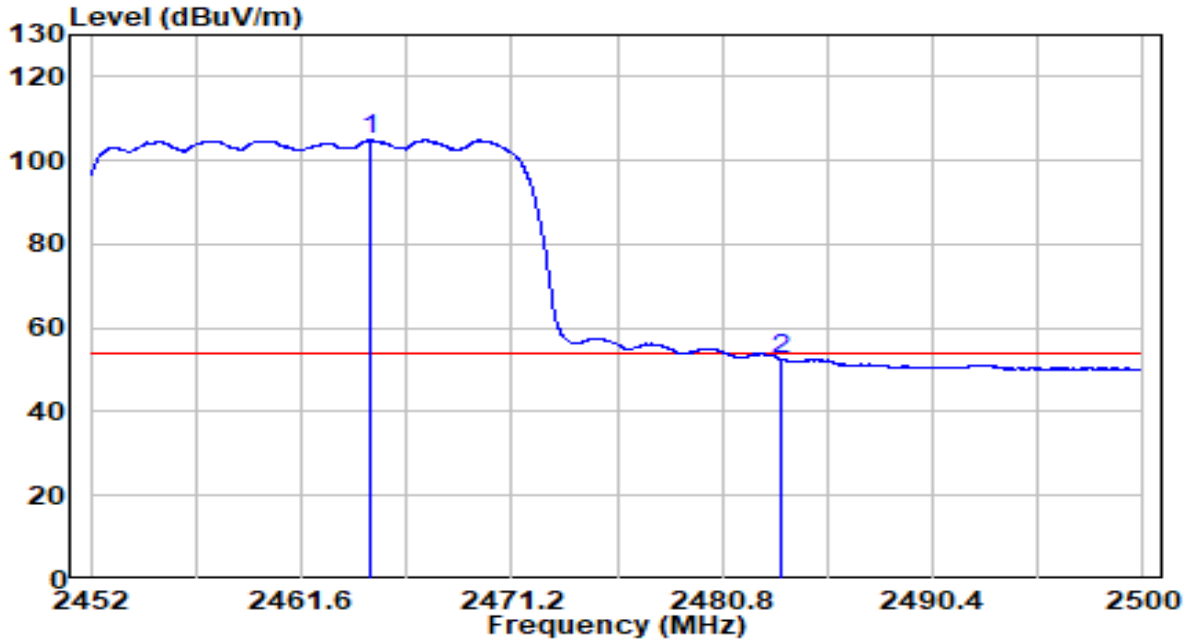

No		Frequency (MHz)	Reading (dBuV)	C.F (dB)	Measurement (dBuV/m)	Margin (dB)	Limit (dBuV/m)	Remark (QP/PK/AV)
1	*	2464.696	72.27	32.62	104.89	N/A	N/A	Average
2		2483.500	19.96	32.71	52.67	-1.33	54.00	Average

Note:

1. " *", means this data is the worst emission level.
2. C.F (Correction Factor) = Antenna Factor (dB)+ Cable Loss (dB).
3. Measurement(dBuV/m) = Reading(dBuV) + C.F (Correction Factor).
4.The emission levels of other frequencies are very lower than the limit and not show in test report.

EUT	AX5400 Wi-Fi 6 Router	Date of Test	2020-09-01
Factor	BBHA 9120D (1GHz~18GHz)_2020	Temp. / Humidity	24.8°C/47%
Polarity	Horizontal	Site / Test Engineer	AC1 / Jay Chu
Test Mode	Transmit by 802.11ax-HE40 at Channel 2422MHz (CDD Mode)	Test Voltage	120V/60Hz

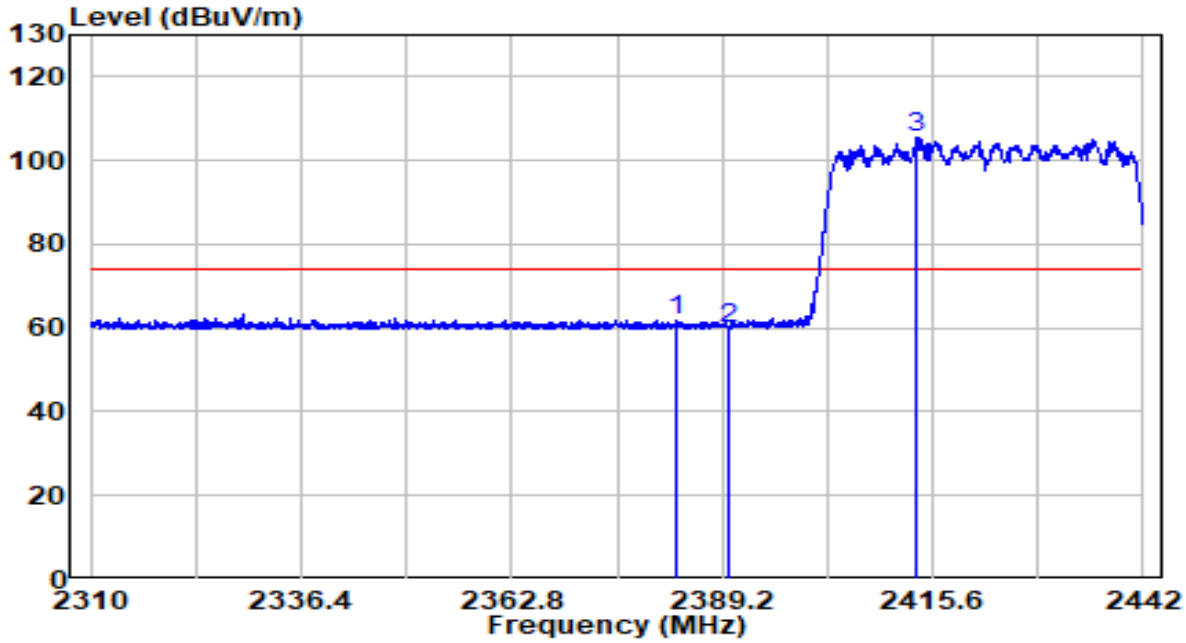

No		Frequency (MHz)	Reading (dBuV)	C.F (dB)	Measurement (dBuV/m)	Margin (dB)	Limit (dBuV/m)	Remark (QP/PK/AV)
1		2383.590	29.66	32.27	61.93	-12.07	74.00	Peak
2		2390.000	27.78	32.30	60.07	-13.93	74.00	Peak
3	*	2413.686	73.03	32.40	105.43	N/A	N/A	Peak

Note:

1. " *", means this data is the worst emission level.
2. C.F (Correction Factor) = Antenna Factor (dB)+ Cable Loss (dB).
3. Measurement(dBuV/m) = Reading(dBuV) + C.F (Correction Factor).
4.The emission levels of other frequencies are very lower than the limit and not show in test report.

EUT	AX5400 Wi-Fi 6 Router	Date of Test	2020-09-01
Factor	BBHA 9120D (1GHz~18GHz)_2020	Temp. / Humidity	24.8°C/47%
Polarity	Horizontal	Site / Test Engineer	AC1 / Jay Chu
Test Mode	Transmit by 802.11ax-HE40 at Channel 2422MHz (CDD Mode)	Test Voltage	120V/60Hz

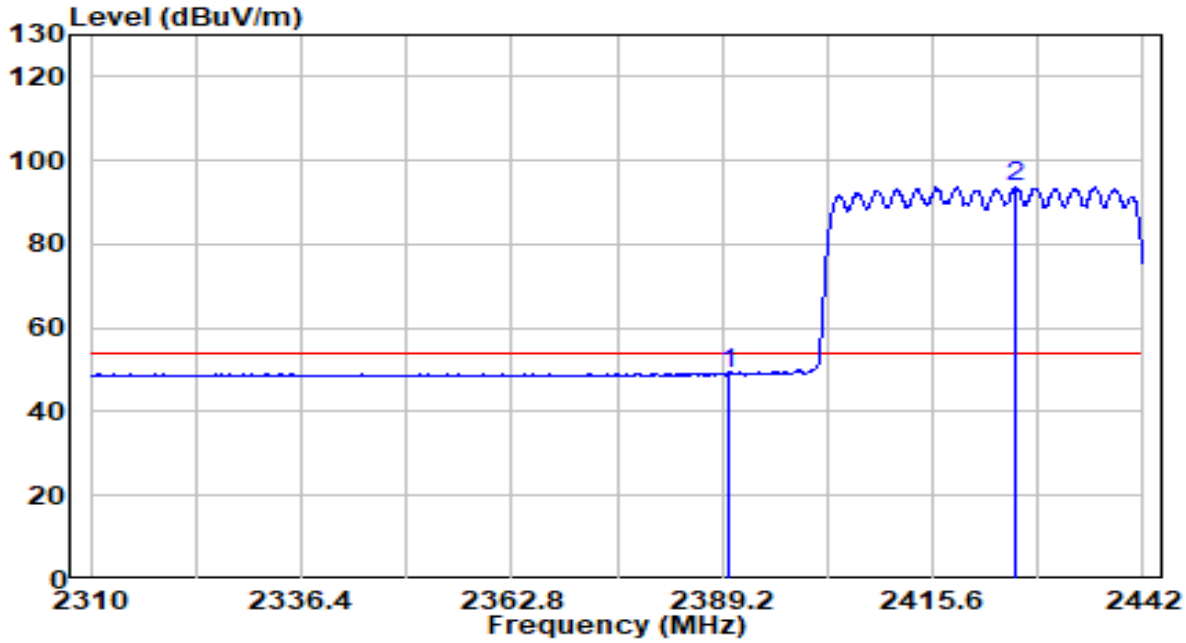

No		Frequency (MHz)	Reading (dBuV)	C.F (dB)	Measurement (dBuV/m)	Margin (dB)	Limit (dBuV/m)	Remark (QP/PK/AV)
1		2390.000	17.00	32.30	49.30	-4.70	54.00	Average
2	*	2426.028	61.17	32.45	93.63	N/A	N/A	Average

Note:

1. " *", means this data is the worst emission level.
2. C.F (Correction Factor) = Antenna Factor (dB)+ Cable Loss (dB).
3. Measurement(dBuV/m) = Reading(dBuV) + C.F (Correction Factor).
4.The emission levels of other frequencies are very lower than the limit and not show in test report.

EUT	AX5400 Wi-Fi 6 Router	Date of Test	2020-09-01
Factor	BBHA 9120D (1GHz~18GHz)_2020	Temp. / Humidity	24.8°C/47%
Polarity	Vertical	Site / Test Engineer	AC1 / Jay Chu
Test Mode	Transmit by 802.11ax-HE40 at Channel 2422MHz (CDD Mode)	Test Voltage	120V/60Hz

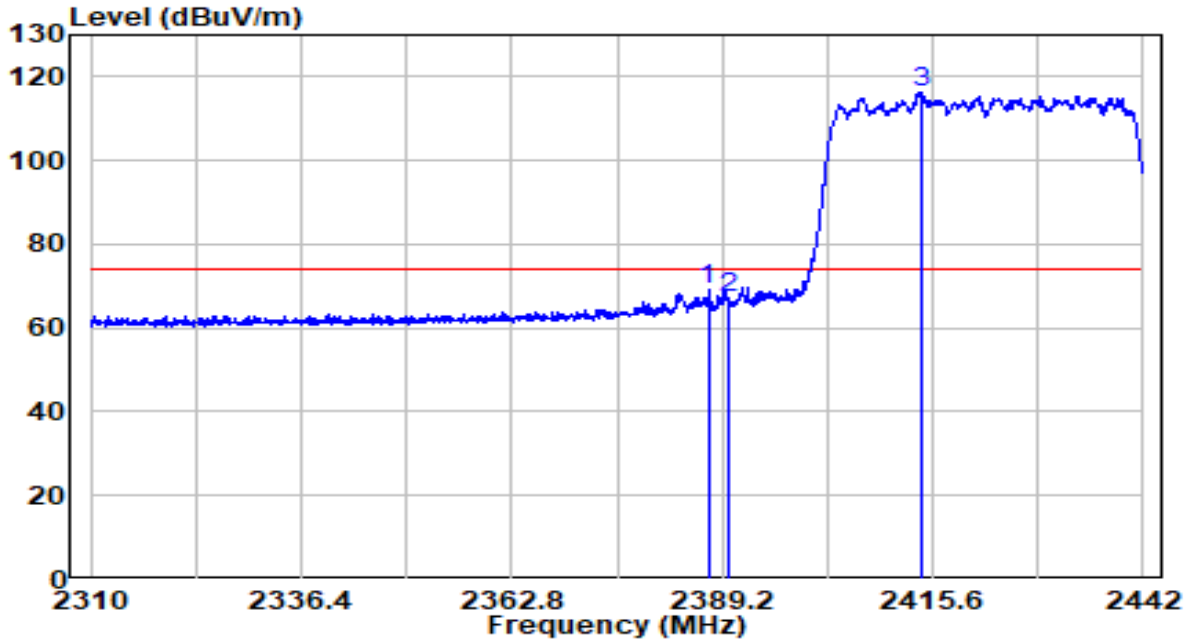

No		Frequency (MHz)	Reading (dBuV)	C.F (dB)	Measurement (dBuV/m)	Margin (dB)	Limit (dBuV/m)	Remark (QP/PK/AV)
1		2387.418	36.94	32.28	69.22	-4.78	74.00	Peak
2		2390.000	34.82	32.30	67.11	-6.89	74.00	Peak
3	*	2414.148	83.95	32.40	116.35	N/A	N/A	Peak

Note:

1. " *", means this data is the worst emission level.
2. C.F (Correction Factor) = Antenna Factor (dB)+ Cable Loss (dB).
3. Measurement(dBuV/m) = Reading(dBuV) + C.F (Correction Factor).
4.The emission levels of other frequencies are very lower than the limit and not show in test report.

EUT	AX5400 Wi-Fi 6 Router	Date of Test	2020-09-01
Factor	BBHA 9120D (1GHz~18GHz)_2020	Temp. / Humidity	24.8°C/47%
Polarity	Vertical	Site / Test Engineer	AC1 / Jay Chu
Test Mode	Transmit by 802.11ax-HE40 at Channel 2422MHz (CDD Mode)	Test Voltage	120V/60Hz

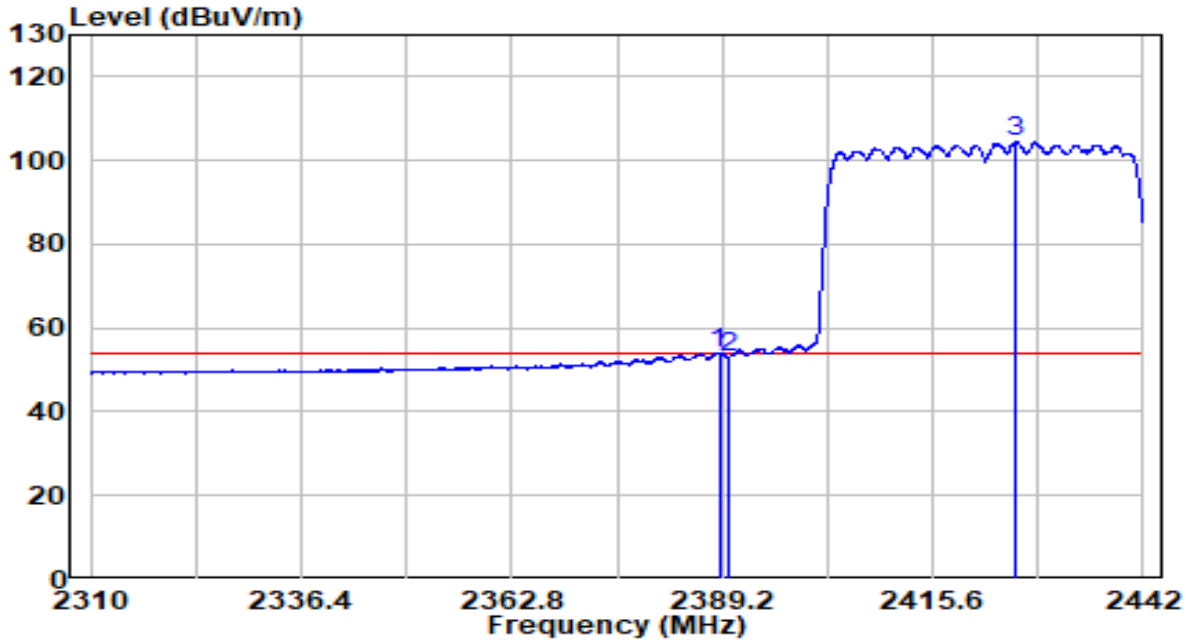

No		Frequency (MHz)	Reading (dBuV)	C.F (dB)	Measurement (dBuV/m)	Margin (dB)	Limit (dBuV/m)	Remark (QP/PK/AV)
1		2388.804	21.69	32.29	53.98	-0.02	54.00	Average
2		2390.000	20.84	32.30	53.13	-0.87	54.00	Average
3	*	2425.962	71.85	32.45	104.30	N/A	N/A	Average

Note:

1. " *", means this data is the worst emission level.
2. C.F (Correction Factor) = Antenna Factor (dB)+ Cable Loss (dB).
3. Measurement(dBuV/m) = Reading(dBuV) + C.F (Correction Factor).
4.The emission levels of other frequencies are very lower than the limit and not show in test report.

EUT	AX5400 Wi-Fi 6 Router	Date of Test	2020-08-26
Factor	BBHA 9120D_1GHz~18GHz_2020	Temp. / Humidity	24.8°C/47%
Polarity	Horizontal	Site / Test Engineer	AC2 / Jay Chu
Test Mode	Transmit by 802.11ax-HE40 at Channel 2437MHz (CDD Mode)	Test Voltage	120V/60Hz

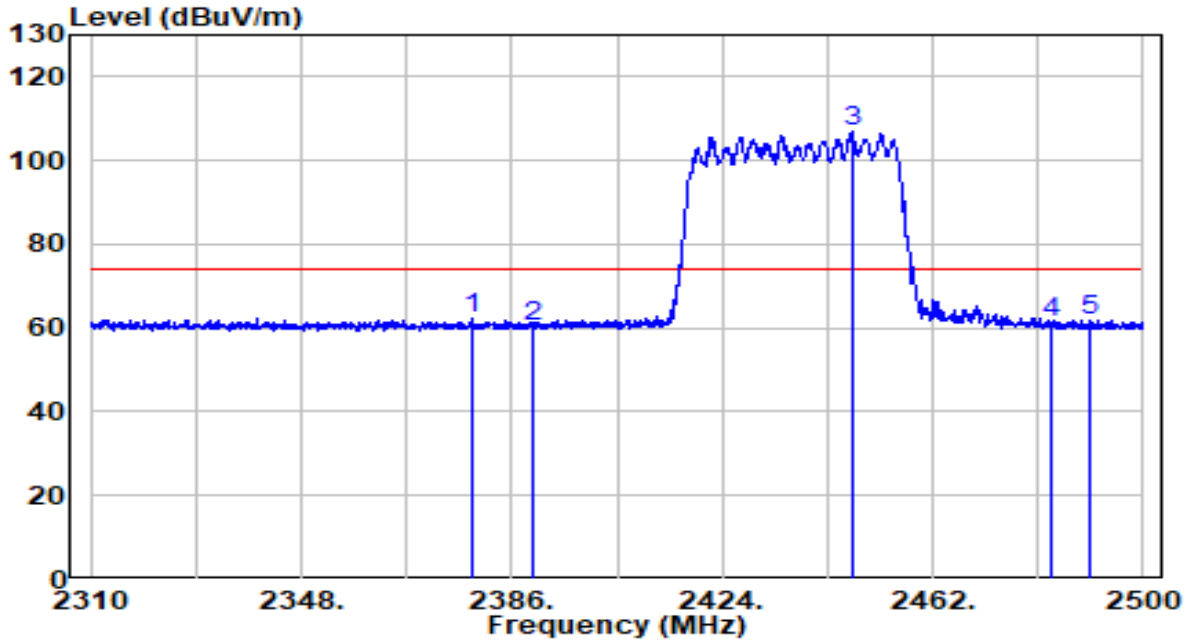

No		Frequency (MHz)	Reading (dBuV)	C.F (dB)	Measurement (dBuV/m)	Margin (dB)	Limit (dBuV/m)	Remark (QP/PK/AV)
1		2378.970	29.94	32.25	62.19	-11.81	74.00	Peak
2		2390.000	28.02	32.30	60.32	-13.68	74.00	Peak
3	*	2447.370	74.18	32.55	106.73	N/A	N/A	Peak
4		2483.500	28.41	32.71	61.12	-12.88	74.00	Peak
5		2490.215	29.24	32.74	61.98	-12.02	74.00	Peak

Note:

1. " *", means this data is the worst emission level.
2. C.F (Correction Factor) = Antenna Factor (dB)+ Cable Loss (dB).
3. Measurement(dBuV/m) = Reading(dBuV) + C.F (Correction Factor).
4.The emission levels of other frequencies are very lower than the limit and not show in test report.

EUT	AX5400 Wi-Fi 6 Router	Date of Test	2020-08-26
Factor	BBHA 9120D_1GHz~18GHz_2020	Temp. / Humidity	24.8°C/47%
Polarity	Horizontal	Site / Test Engineer	AC2 / Jay Chu
Test Mode	Transmit by 802.11ax-HE40 at Channel 2437MHz (CDD Mode)	Test Voltage	120V/60Hz

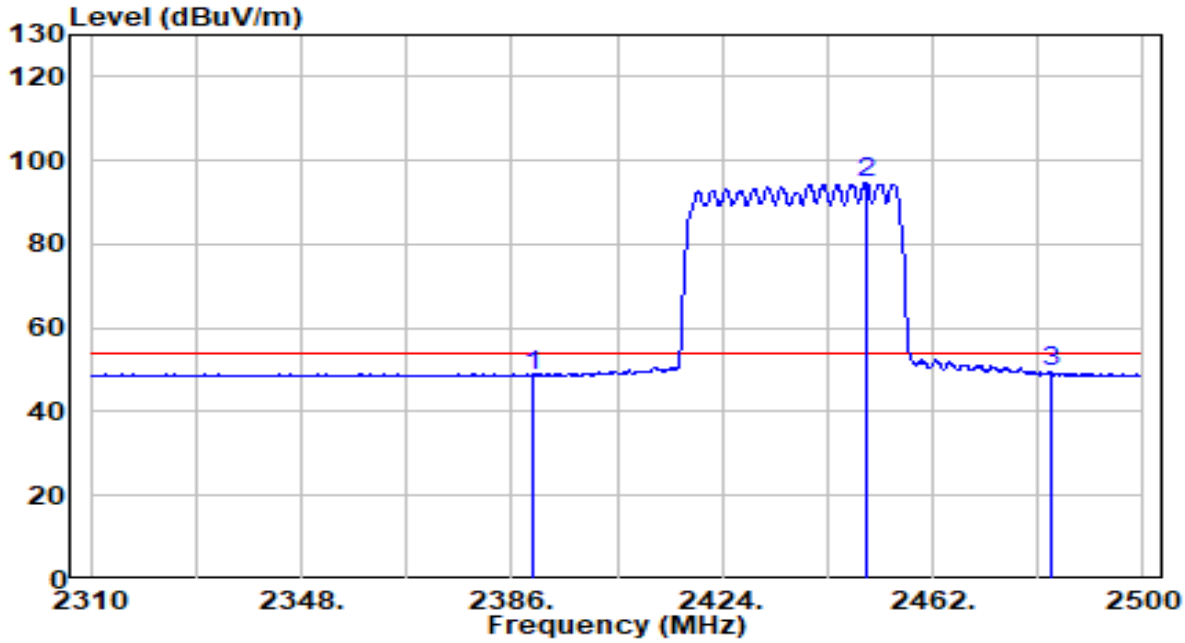

No		Frequency (MHz)	Reading (dBuV)	C.F (dB)	Measurement (dBuV/m)	Margin (dB)	Limit (dBuV/m)	Remark (QP/PK/AV)
1		2390.000	16.38	32.30	48.68	-5.32	54.00	Average
2	*	2450.030	62.27	32.56	94.83	N/A	N/A	Average
3		2483.500	16.63	32.71	49.34	-4.66	54.00	Average

Note:

1. " *", means this data is the worst emission level.
2. C.F (Correction Factor) = Antenna Factor (dB)+ Cable Loss (dB).
3. Measurement(dBuV/m) = Reading(dBuV) + C.F (Correction Factor).
4.The emission levels of other frequencies are very lower than the limit and not show in test report.

EUT	AX5400 Wi-Fi 6 Router	Date of Test	2020-08-26
Factor	BBHA 9120D_1GHz~18GHz_2020	Temp. / Humidity	24.8°C/47%
Polarity	Vertical	Site / Test Engineer	AC2 / Jay Chu
Test Mode	Transmit by 802.11ax-HE40 at Channel 2437MHz (CDD Mode)	Test Voltage	120V/60Hz

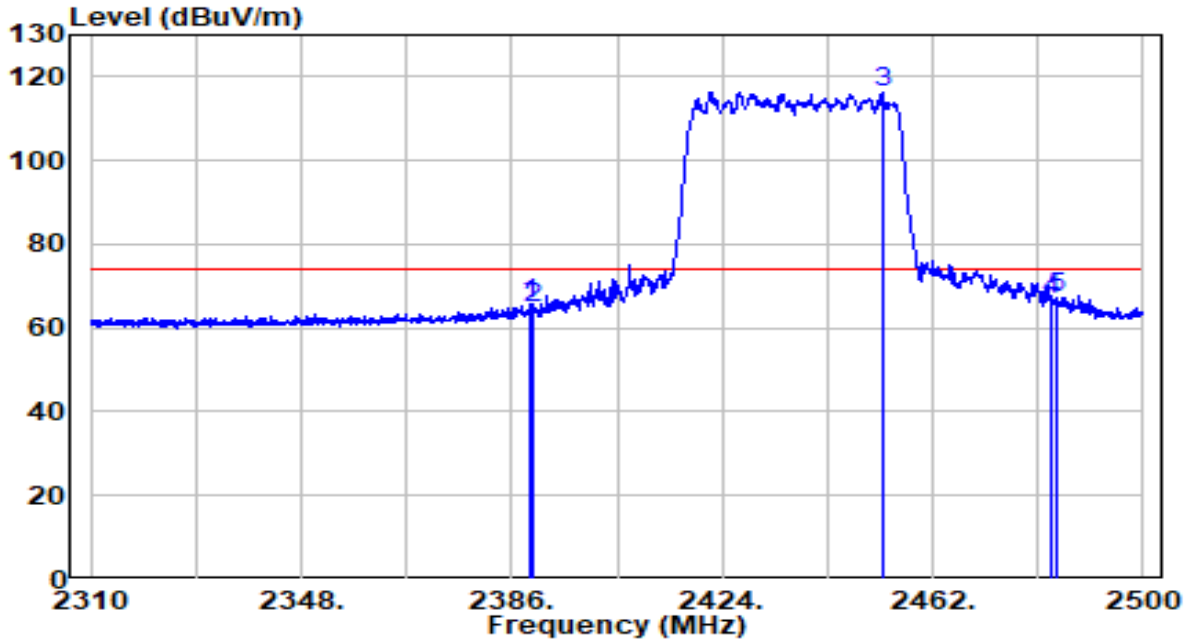

No		Frequency (MHz)	Reading (dBuV)	C.F (dB)	Measurement (dBuV/m)	Margin (dB)	Limit (dBuV/m)	Remark (QP/PK/AV)
1		2389.135	33.40	32.29	65.69	-8.31	74.00	Peak
2		2390.000	32.55	32.30	64.85	-9.15	74.00	Peak
3	*	2452.880	83.88	32.57	116.45	N/A	N/A	Peak
4		2483.500	34.22	32.71	66.92	-7.08	74.00	Peak
5		2484.230	34.70	32.71	67.41	-6.59	74.00	Peak

Note:

1. " *", means this data is the worst emission level.
2. C.F (Correction Factor) = Antenna Factor (dB)+ Cable Loss (dB).
3. Measurement(dBuV/m) = Reading(dBuV) + C.F (Correction Factor).
4.The emission levels of other frequencies are very lower than the limit and not show in test report.

EUT	AX5400 Wi-Fi 6 Router	Date of Test	2020-08-26
Factor	BBHA 9120D_1GHz~18GHz_2020	Temp. / Humidity	24.8°C/47%
Polarity	Vertical	Site / Test Engineer	AC2 / Jay Chu
Test Mode	Transmit by 802.11ax-HE40 at Channel 2437MHz (CDD Mode)	Test Voltage	120V/60Hz

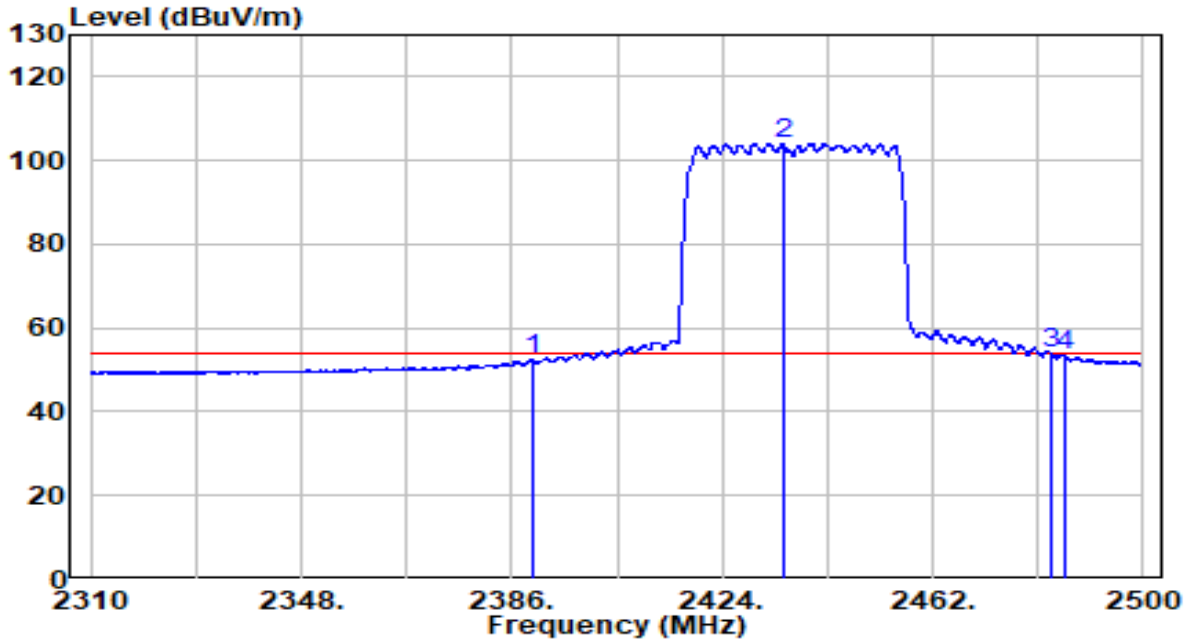

No		Frequency (MHz)	Reading (dBuV)	C.F (dB)	Measurement (dBuV/m)	Margin (dB)	Limit (dBuV/m)	Remark (QP/PK/AV)
1		2390.000	20.02	32.30	52.31	-1.69	54.00	Average
2	*	2435.020	71.68	32.49	104.17	N/A	N/A	Average
3		2483.500	21.09	32.71	53.80	-0.20	54.00	Average
4		2485.655	20.95	32.72	53.67	-0.33	54.00	Average

Note:

1. " *", means this data is the worst emission level.
2. C.F (Correction Factor) = Antenna Factor (dB)+ Cable Loss (dB).
3. Measurement(dBuV/m) = Reading(dBuV) + C.F (Correction Factor).
4.The emission levels of other frequencies are very lower than the limit and not show in test report.

EUT	AX5400 Wi-Fi 6 Router	Date of Test	2020-08-26
Factor	BBHA 9120D_1GHz~18GHz_2020	Temp. / Humidity	24.8°C/47%
Polarity	Horizontal	Site / Test Engineer	AC2 / Jay Chu
Test Mode	Transmit by 802.11ax-HE40 at Channel 2452MHz (CDD Mode)	Test Voltage	120V/60Hz

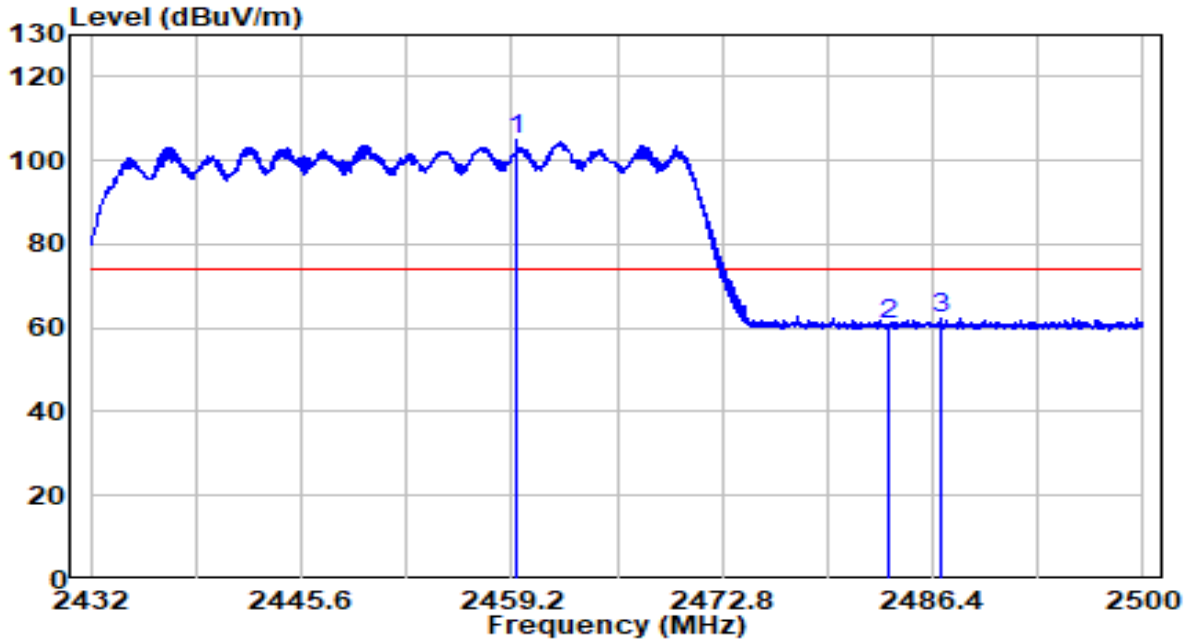

No		Frequency (MHz)	Reading (dBuV)	C.F (dB)	Measurement (dBuV/m)	Margin (dB)	Limit (dBuV/m)	Remark (QP/PK/AV)
1	*	2459.574	72.58	32.60	105.18	N/A	N/A	Peak
2		2483.500	28.05	32.71	60.75	-13.25	74.00	Peak
3		2487.012	29.82	32.72	62.54	-11.46	74.00	Peak

Note:

1. " *", means this data is the worst emission level.
2. C.F (Correction Factor) = Antenna Factor (dB)+ Cable Loss (dB).
3. Measurement(dBuV/m) = Reading(dBuV) + C.F (Correction Factor).
4.The emission levels of other frequencies are very lower than the limit and not show in test report.

EUT	AX5400 Wi-Fi 6 Router	Date of Test	2020-08-26
Factor	BBHA 9120D_1GHz~18GHz_2020	Temp. / Humidity	24.8°C/47%
Polarity	Horizontal	Site / Test Engineer	AC2 / Jay Chu
Test Mode	Transmit by 802.11ax-HE40 at Channel 2452MHz (CDD Mode)	Test Voltage	120V/60Hz

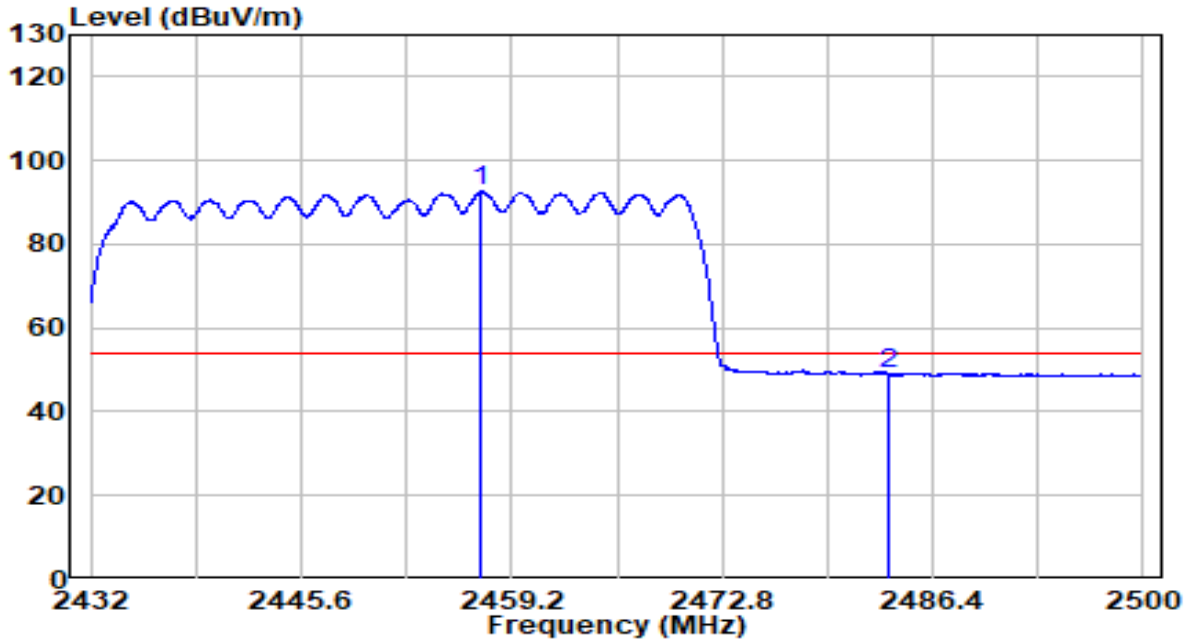

No		Frequency (MHz)	Reading (dBuV)	C.F (dB)	Measurement (dBuV/m)	Margin (dB)	Limit (dBuV/m)	Remark (QP/PK/AV)
1	*	2457.262	60.00	32.59	92.59	N/A	N/A	Average
2		2483.500	16.36	32.71	49.07	-4.93	54.00	Average

Note:

1. " *", means this data is the worst emission level.
2. C.F (Correction Factor) = Antenna Factor (dB)+ Cable Loss (dB).
3. Measurement(dBuV/m) = Reading(dBuV) + C.F (Correction Factor).
4.The emission levels of other frequencies are very lower than the limit and not show in test report.

EUT	AX5400 Wi-Fi 6 Router	Date of Test	2020-08-26
Factor	BBHA 9120D_1GHz~18GHz_2020	Temp. / Humidity	24.8°C/47%
Polarity	Vertical	Site / Test Engineer	AC2 / Jay Chu
Test Mode	Transmit by 802.11ax-HE40 at Channel 2452MHz (CDD Mode)	Test Voltage	120V/60Hz

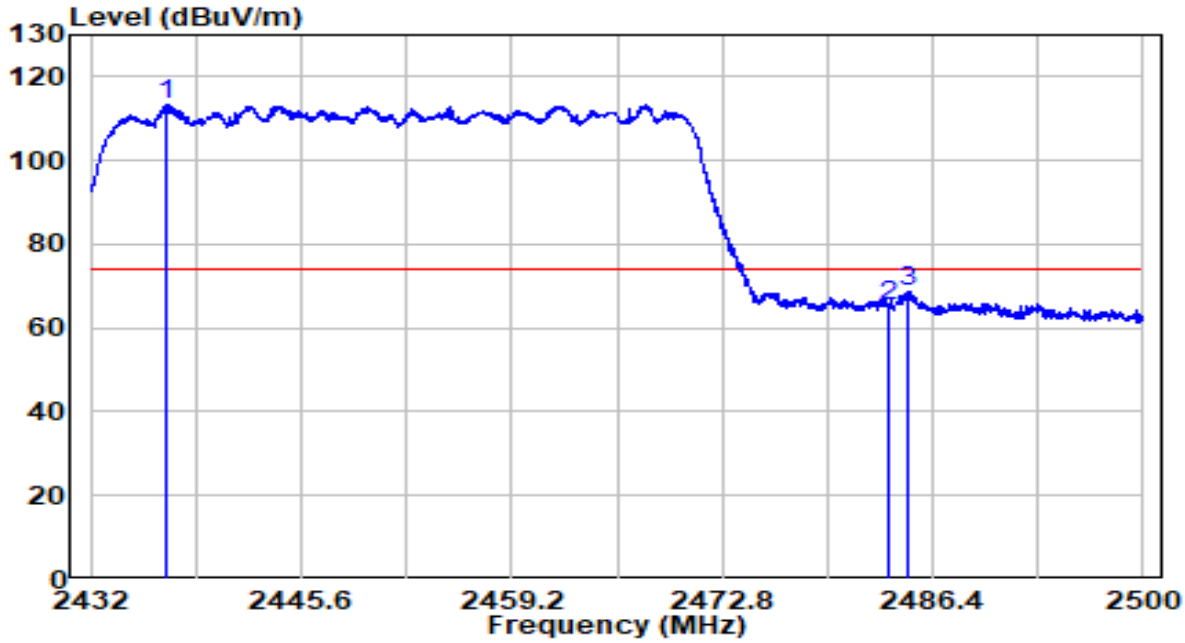

No		Frequency (MHz)	Reading (dBuV)	C.F (dB)	Measurement (dBuV/m)	Margin (dB)	Limit (dBuV/m)	Remark (QP/PK/AV)
1	*	2436.896	80.66	32.50	113.16	N/A	N/A	Peak
2		2483.500	32.47	32.71	65.18	-8.82	74.00	Peak
3		2484.768	36.21	32.71	68.92	-5.08	74.00	Peak

Note:

1. " *", means this data is the worst emission level.
2. C.F (Correction Factor) = Antenna Factor (dB)+ Cable Loss (dB).
3. Measurement(dBuV/m) = Reading(dBuV) + C.F (Correction Factor).
4.The emission levels of other frequencies are very lower than the limit and not show in test report.

EUT	AX5400 Wi-Fi 6 Router	Date of Test	2020-08-26
Factor	BBHA 9120D_1GHz~18GHz_2020	Temp. / Humidity	24.8°C/47%
Polarity	Vertical	Site / Test Engineer	AC2 / Jay Chu
Test Mode	Transmit by 802.11ax-HE40 at Channel 2452MHz (CDD Mode)	Test Voltage	120V/60Hz

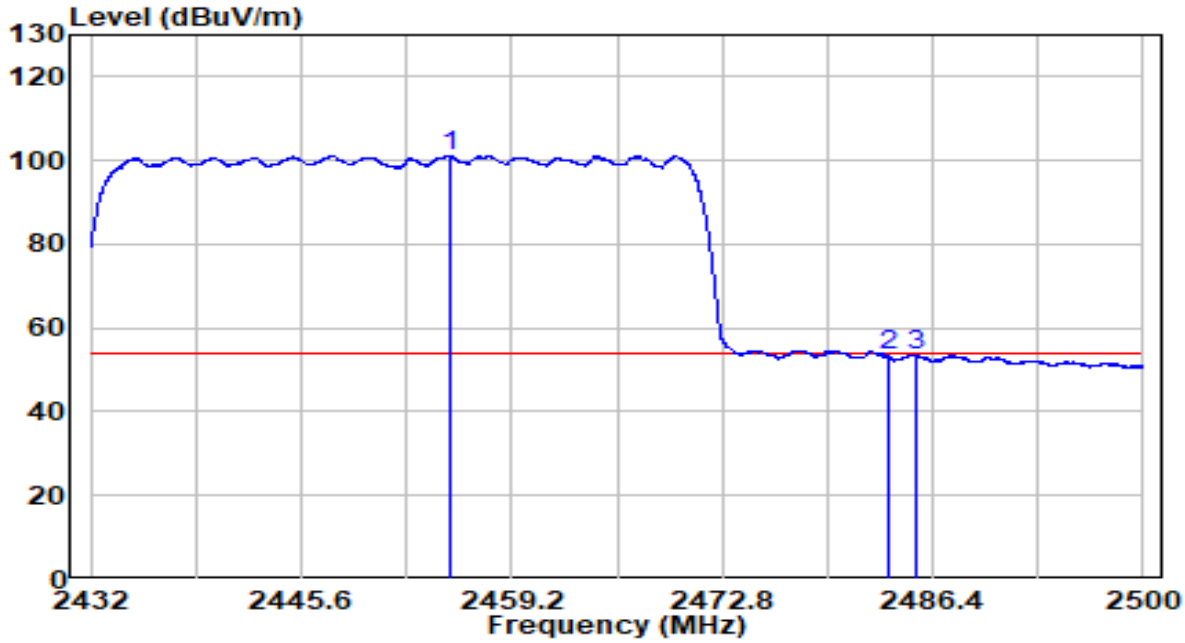

No		Frequency (MHz)	Reading (dBuV)	C.F (dB)	Measurement (dBuV/m)	Margin (dB)	Limit (dBuV/m)	Remark (QP/PK/AV)
1	*	2455.222	68.65	32.58	101.23	N/A	N/A	Average
2		2483.500	20.72	32.71	53.43	-0.57	54.00	Average
3		2485.312	20.84	32.72	53.55	-0.45	54.00	Average

Note:

1. " *", means this data is the worst emission level.
2. C.F (Correction Factor) = Antenna Factor (dB)+ Cable Loss (dB).
3. Measurement(dBuV/m) = Reading(dBuV) + C.F (Correction Factor).
4.The emission levels of other frequencies are very lower than the limit and not show in test report.

EUT	AX5400 Wi-Fi 6 Router	Date of Test	2020-10-07
Factor	BBHA 9120D (1GHz~18GHz)_2020	Temp. / Humidity	25.6°C/47%
Polarity	Horizontal	Site / Test Engineer	AC1 / Jay Chu
Test Mode	Transmit by 802.11ax-HE20 at channel 2412MHz (Beamforming Mode)	Test Voltage	120V/60Hz

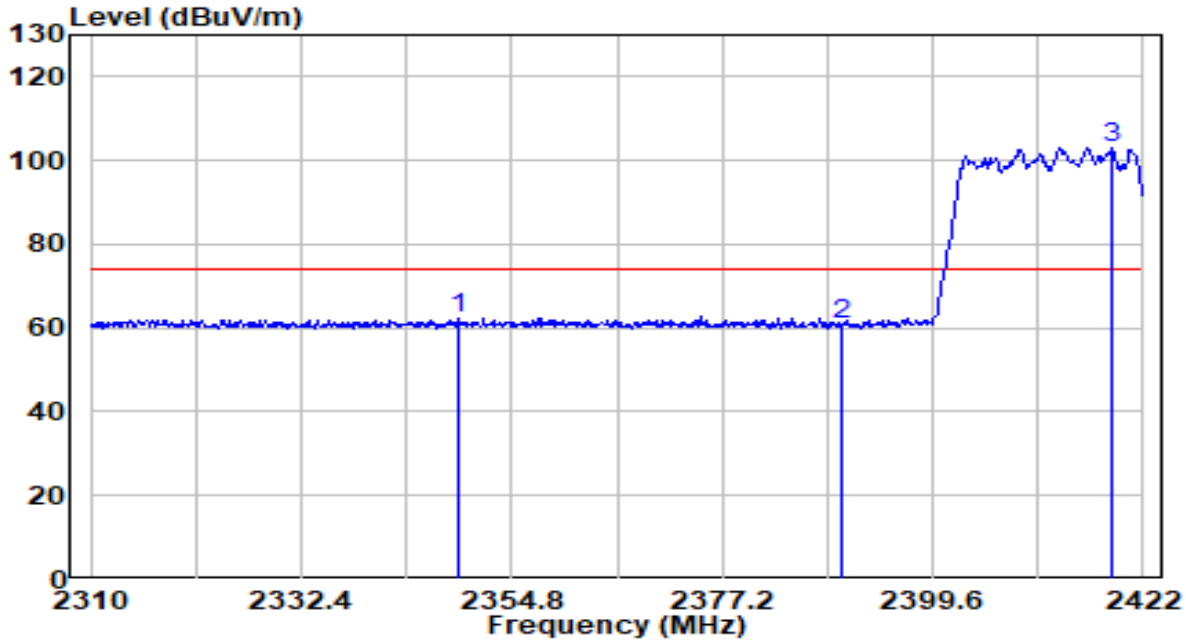

No		Frequency (MHz)	Reading (dBuV)	C.F (dB)	Measurement (dBuV/m)	Margin (dB)	Limit (dBuV/m)	Remark (QP/PK/AV)
1		2349.200	30.13	32.12	62.24	-11.76	74.00	Peak
2		2390.000	28.55	32.30	60.85	-13.15	74.00	Peak
3	*	2418.640	70.57	32.42	103.00	N/A	N/A	Peak

Note:

1. " *", means this data is the worst emission level.
2. C.F (Correction Factor) = Antenna Factor (dB)+ Cable Loss (dB).
3. Measurement(dBuV/m) = Reading(dBuV) + C.F (Correction Factor).
4.The emission levels of other frequencies are very lower than the limit and not show in test report.

EUT	AX5400 Wi-Fi 6 Router	Date of Test	2020-10-07
Factor	BBHA 9120D (1GHz~18GHz)_2020	Temp. / Humidity	25.6°C/47%
Polarity	Horizontal	Site / Test Engineer	AC1 / Jay Chu
Test Mode	Transmit by 802.11ax-HE20 at channel 2412MHz (Beamforming Mode)	Test Voltage	120V/60Hz

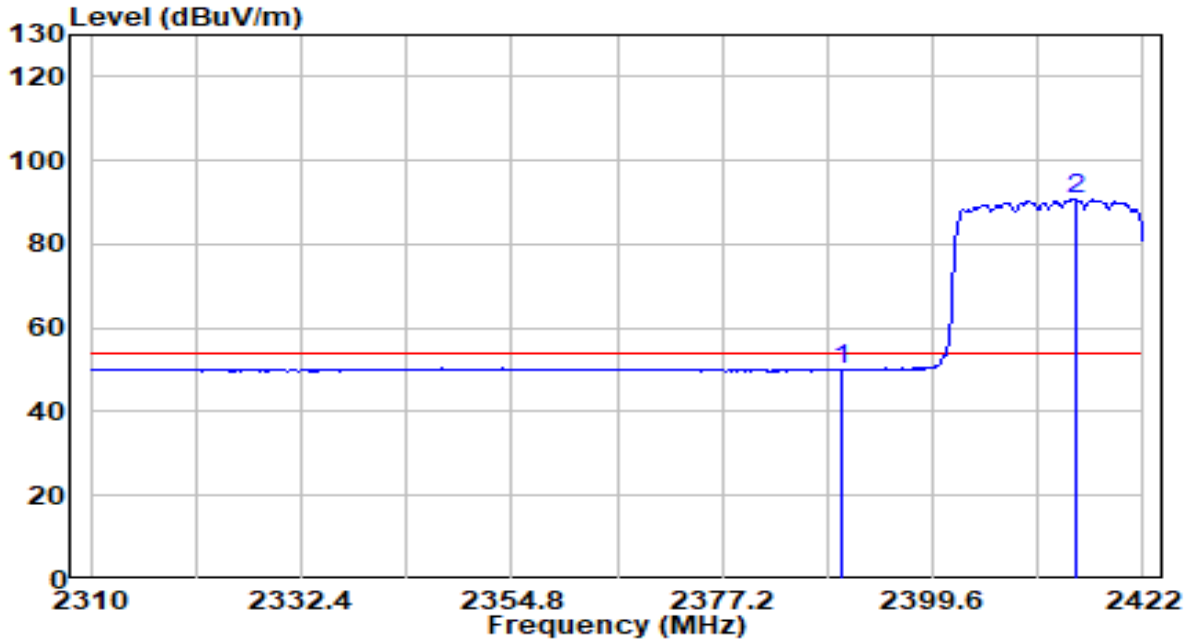

No		Frequency (MHz)	Reading (dBuV)	C.F (dB)	Measurement (dBuV/m)	Margin (dB)	Limit (dBuV/m)	Remark (QP/PK/AV)
1		2390.000	17.72	32.30	50.01	-3.99	54.00	Average
2	*	2414.720	58.36	32.40	90.77	N/A	N/A	Average

Note:

1. " *", means this data is the worst emission level.
2. C.F (Correction Factor) = Antenna Factor (dB)+ Cable Loss (dB).
3. Measurement(dBuV/m) = Reading(dBuV) + C.F (Correction Factor).
4.The emission levels of other frequencies are very lower than the limit and not show in test report.

EUT	AX5400 Wi-Fi 6 Router	Date of Test	2020-10-07
Factor	BBHA 9120D (1GHz~18GHz)_2020	Temp. / Humidity	25.6°C/47%
Polarity	Vertical	Site / Test Engineer	AC1 / Jay Chu
Test Mode	Transmit by 802.11ax-HE20 at channel 2412MHz (Beamforming Mode)	Test Voltage	120V/60Hz

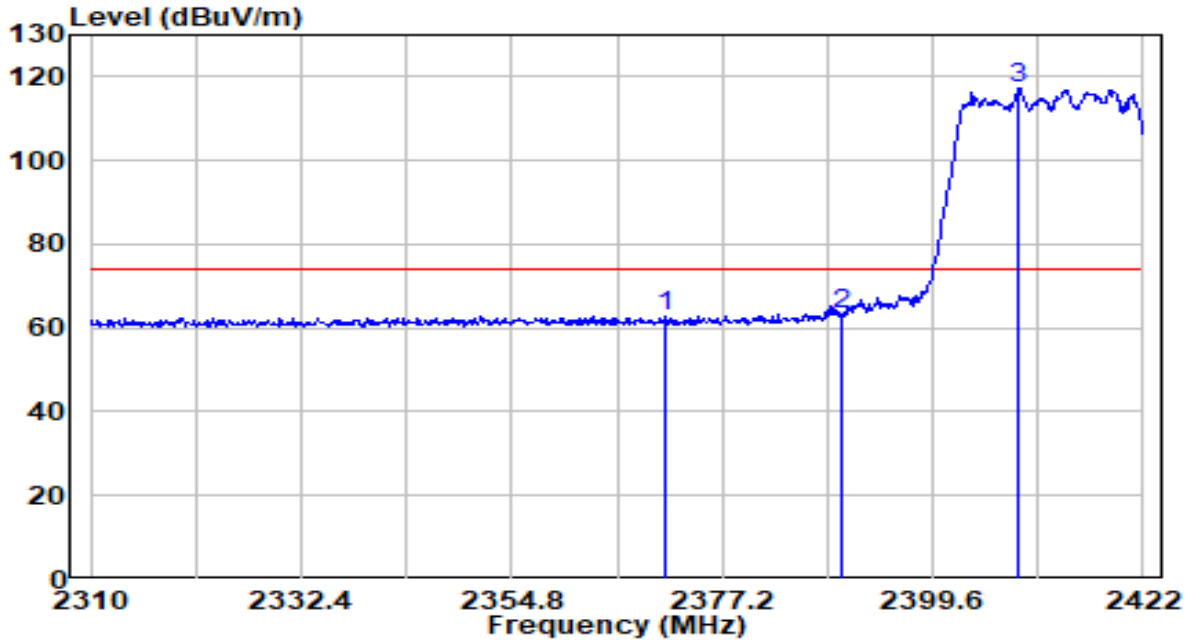

No		Frequency (MHz)	Reading (dBuV)	C.F (dB)	Measurement (dBuV/m)	Margin (dB)	Limit (dBuV/m)	Remark (QP/PK/AV)
1		2371.040	30.53	32.21	62.74	-11.26	74.00	Peak
2		2390.000	31.23	32.30	63.52	-10.48	74.00	Peak
3	*	2408.784	84.84	32.38	117.22	N/A	N/A	Peak

Note:

1. " *", means this data is the worst emission level.
2. C.F (Correction Factor) = Antenna Factor (dB)+ Cable Loss (dB).
3. Measurement(dBuV/m) = Reading(dBuV) + C.F (Correction Factor).
4.The emission levels of other frequencies are very lower than the limit and not show in test report.

EUT	AX5400 Wi-Fi 6 Router	Date of Test	2020-10-07
Factor	BBHA 9120D (1GHz~18GHz)_2020	Temp. / Humidity	25.6°C/47%
Polarity	Vertical	Site / Test Engineer	AC1 / Jay Chu
Test Mode	Transmit by 802.11ax-HE20 at channel 2412MHz (Beamforming Mode)	Test Voltage	120V/60Hz

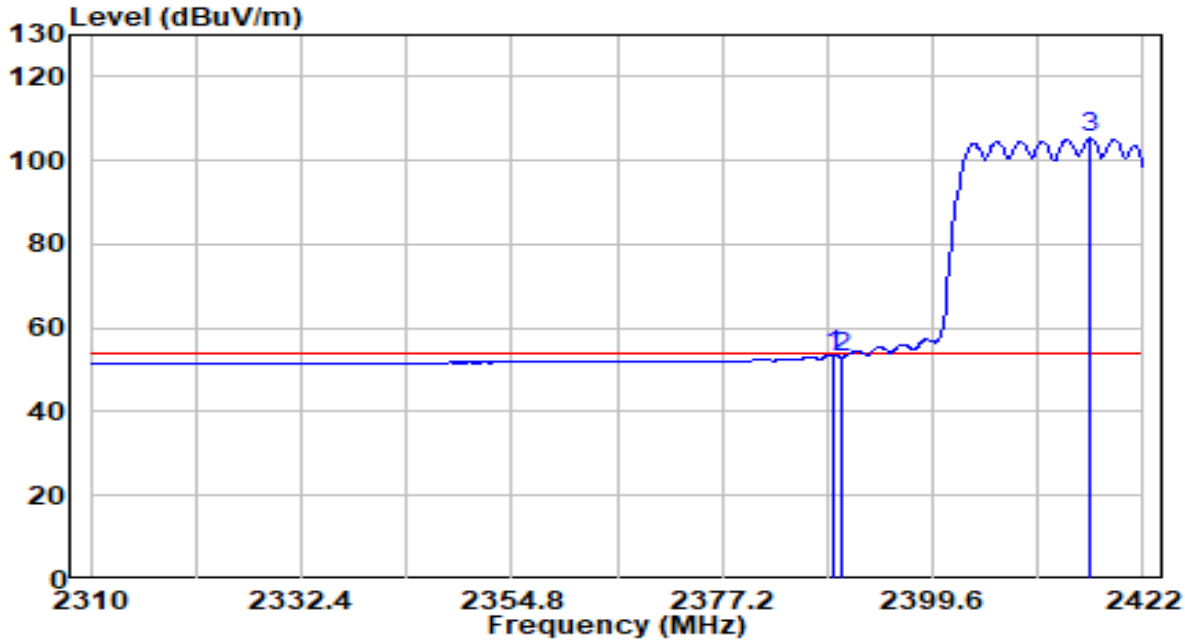

No		Frequency (MHz)	Reading (dBuV)	C.F (dB)	Measurement (dBuV/m)	Margin (dB)	Limit (dBuV/m)	Remark (QP/PK/AV)
1		2389.072	21.29	32.29	53.58	-0.42	54.00	Average
2		2390.000	20.75	32.30	53.05	-0.95	54.00	Average
3	*	2416.400	72.82	32.41	105.23	N/A	N/A	Average

Note:

1. " *", means this data is the worst emission level.
2. C.F (Correction Factor) = Antenna Factor (dB)+ Cable Loss (dB).
3. Measurement(dBuV/m) = Reading(dBuV) + C.F (Correction Factor).
4.The emission levels of other frequencies are very lower than the limit and not show in test report.

EUT	AX5400 Wi-Fi 6 Router	Date of Test	2020-10-07
Factor	BBHA 9120D (1GHz~18GHz)_2020	Temp. / Humidity	25.6°C/47%
Polarity	Horizontal	Site / Test Engineer	AC1 / Jay Chu
Test Mode	Transmit by 802.11ax-HE20 at channel 2437MHz (Beamforming Mode)	Test Voltage	120V/60Hz

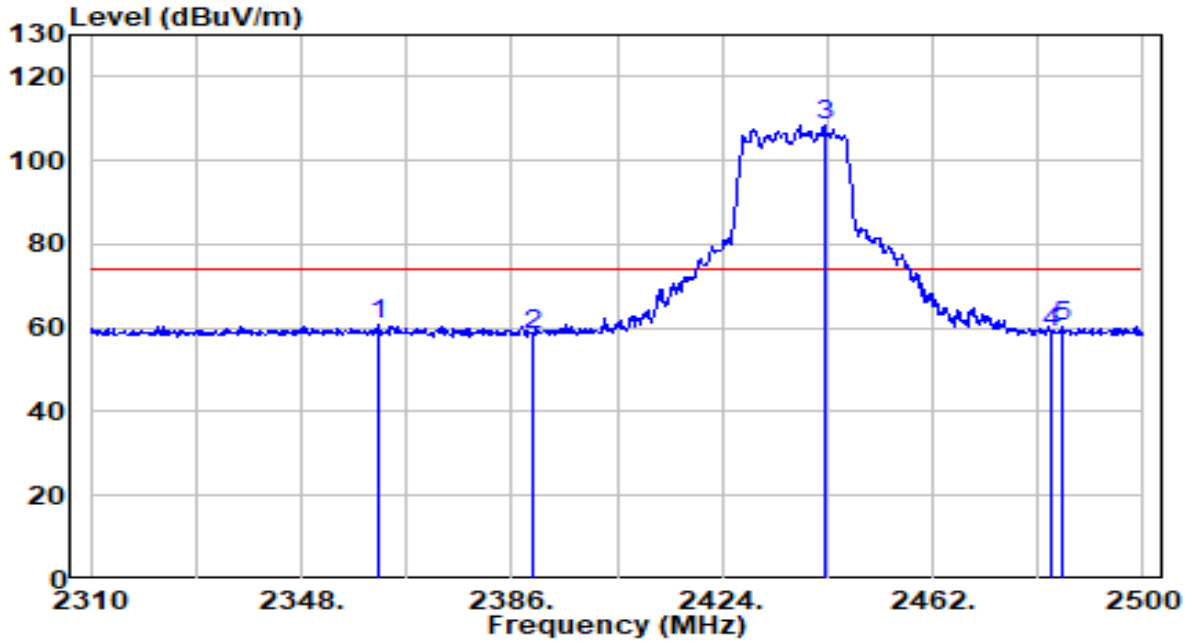

No		Frequency (MHz)	Reading (dBuV)	C.F (dB)	Measurement (dBuV/m)	Margin (dB)	Limit (dBuV/m)	Remark (QP/PK/AV)
1		2362.060	28.50	32.17	60.68	-13.32	74.00	Peak
2		2390.000	25.88	32.30	58.18	-15.82	74.00	Peak
3	*	2442.430	75.97	32.53	108.49	N/A	N/A	Peak
4		2483.500	26.14	32.71	58.85	-15.15	74.00	Peak
5		2485.560	27.41	32.72	60.13	-13.87	74.00	Peak

Note:

1. " *", means this data is the worst emission level.
2. C.F (Correction Factor) = Antenna Factor (dB)+ Cable Loss (dB).
3. Measurement(dBuV/m) = Reading(dBuV) + C.F (Correction Factor).
4.The emission levels of other frequencies are very lower than the limit and not show in test report.

EUT	AX5400 Wi-Fi 6 Router	Date of Test	2020-10-07
Factor	BBHA 9120D (1GHz~18GHz)_2020	Temp. / Humidity	25.6°C/47%
Polarity	Horizontal	Site / Test Engineer	AC1 / Jay Chu
Test Mode	Transmit by 802.11ax-HE20 at channel 2437MHz (Beamforming Mode)	Test Voltage	120V/60Hz

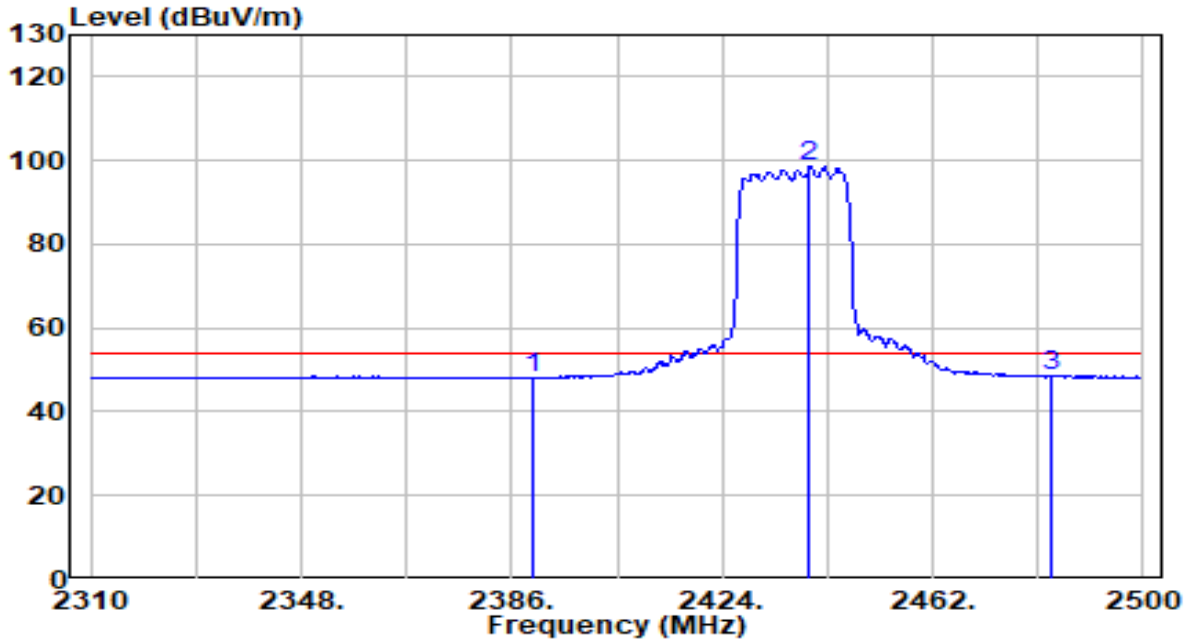

No		Frequency (MHz)	Reading (dBuV)	C.F (dB)	Measurement (dBuV/m)	Margin (dB)	Limit (dBuV/m)	Remark (QP/PK/AV)
1		2390.000	15.96	32.30	48.25	-5.75	54.00	Average
2	*	2439.770	65.89	32.51	98.40	N/A	N/A	Average
3		2483.500	15.71	32.71	48.42	-5.58	54.00	Average

Note:

1. " *", means this data is the worst emission level.
2. C.F (Correction Factor) = Antenna Factor (dB)+ Cable Loss (dB).
3. Measurement(dBuV/m) = Reading(dBuV) + C.F (Correction Factor).
4.The emission levels of other frequencies are very lower than the limit and not show in test report.

EUT	AX5400 Wi-Fi 6 Router	Date of Test	2020-10-07
Factor	BBHA 9120D (1GHz~18GHz)_2020	Temp. / Humidity	25.6°C/47%
Polarity	Vertical	Site / Test Engineer	AC1 / Jay Chu
Test Mode	Transmit by 802.11ax-HE20 at channel 2437MHz (Beamforming Mode)	Test Voltage	120V/60Hz

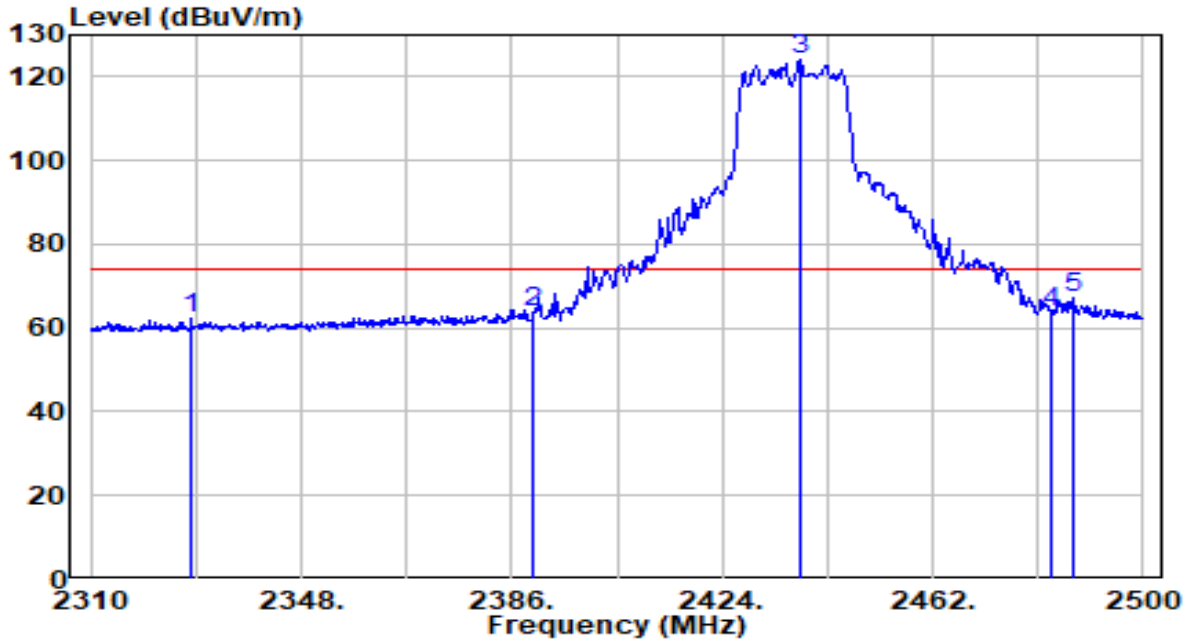

No		Frequency (MHz)	Reading (dBuV)	C.F (dB)	Measurement (dBuV/m)	Margin (dB)	Limit (dBuV/m)	Remark (QP/PK/AV)
1		2328.050	30.39	32.02	62.41	-11.59	74.00	Peak
2		2390.000	31.49	32.30	63.78	-10.22	74.00	Peak
3	*	2438.060	91.54	32.51	124.04	N/A	N/A	Peak
4		2483.500	30.99	32.71	63.70	-10.30	74.00	Peak
5		2487.270	34.38	32.72	67.11	-6.89	74.00	Peak

Note:

1. " *", means this data is the worst emission level.
2. C.F (Correction Factor) = Antenna Factor (dB)+ Cable Loss (dB).
3. Measurement(dBuV/m) = Reading(dBuV) + C.F (Correction Factor).
4.The emission levels of other frequencies are very lower than the limit and not show in test report.

EUT	AX5400 Wi-Fi 6 Router	Date of Test	2020-10-07
Factor	BBHA 9120D (1GHz~18GHz)_2020	Temp. / Humidity	25.6°C/47%
Polarity	Vertical	Site / Test Engineer	AC1 / Jay Chu
Test Mode	Transmit by 802.11ax-HE20 at channel 2437MHz (Beamforming Mode)	Test Voltage	120V/60Hz

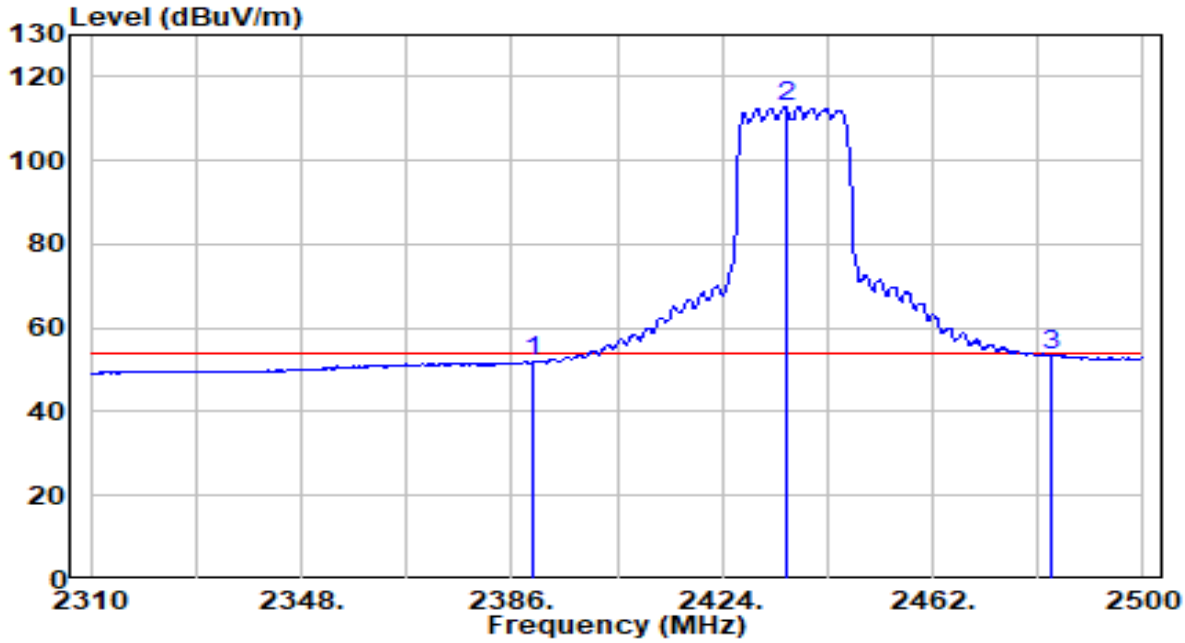

No		Frequency (MHz)	Reading (dBuV)	C.F (dB)	Measurement (dBuV/m)	Margin (dB)	Limit (dBuV/m)	Remark (QP/PK/AV)
1		2390.000	19.47	32.30	51.77	-2.23	54.00	Average
2	*	2435.400	80.30	32.50	112.80	N/A	N/A	Average
3		2483.500	20.72	32.71	53.43	-0.57	54.00	Average

Note:

1. " *", means this data is the worst emission level.
2. C.F (Correction Factor) = Antenna Factor (dB)+ Cable Loss (dB).
3. Measurement(dBuV/m) = Reading(dBuV) + C.F (Correction Factor).
4.The emission levels of other frequencies are very lower than the limit and not show in test report.

EUT	AX5400 Wi-Fi 6 Router	Date of Test	2020-10-07
Factor	BBHA 9120D (1GHz~18GHz)_2020	Temp. / Humidity	25.6°C/47%
Polarity	Horizontal	Site / Test Engineer	AC1 / Jay Chu
Test Mode	Transmit by 802.11ax-HE20 at channel 2462MHz (Beamforming Mode)	Test Voltage	120V/60Hz

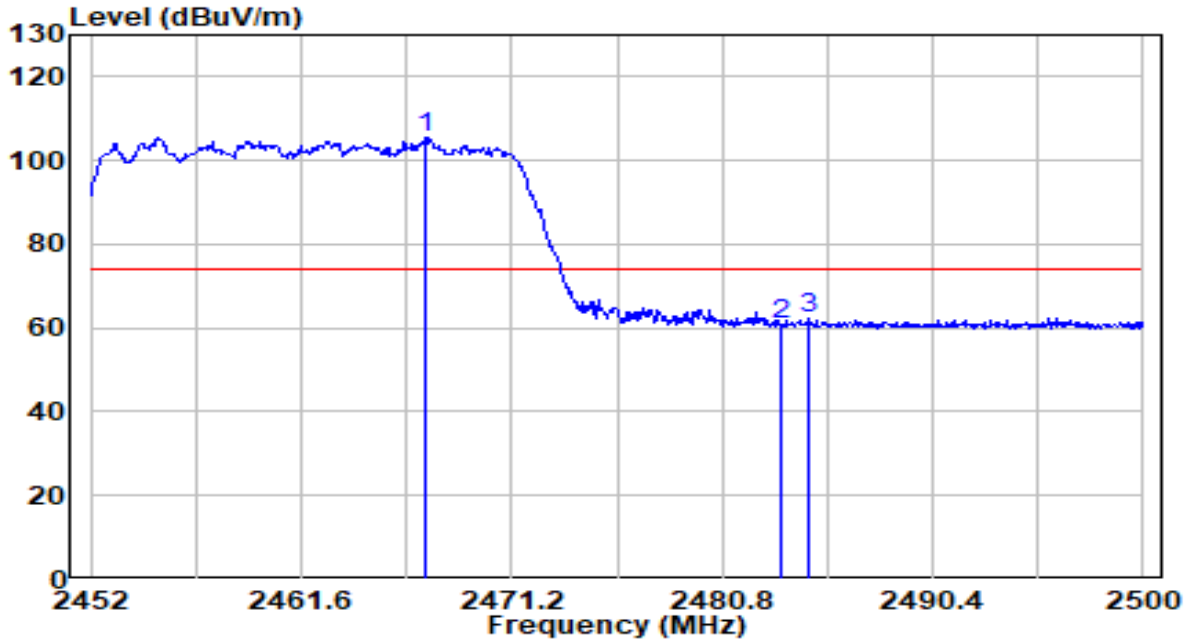

No		Frequency (MHz)	Reading (dBuV)	C.F (dB)	Measurement (dBuV/m)	Margin (dB)	Limit (dBuV/m)	Remark (QP/PK/AV)
1	*	2467.312	72.75	32.64	105.39	N/A	N/A	Peak
2		2483.500	28.33	32.71	61.04	-12.96	74.00	Peak
3		2484.784	29.45	32.71	62.16	-11.84	74.00	Peak

Note:

1. " *", means this data is the worst emission level.
2. C.F (Correction Factor) = Antenna Factor (dB)+ Cable Loss (dB).
3. Measurement(dBuV/m) = Reading(dBuV) + C.F (Correction Factor).
4.The emission levels of other frequencies are very lower than the limit and not show in test report.

EUT	AX5400 Wi-Fi 6 Router	Date of Test	2020-10-07
Factor	BBHA 9120D (1GHz~18GHz)_2020	Temp. / Humidity	25.6°C/47%
Polarity	Horizontal	Site / Test Engineer	AC1 / Jay Chu
Test Mode	Transmit by 802.11ax-HE20 at channel 2462MHz (Beamforming Mode)	Test Voltage	120V/60Hz

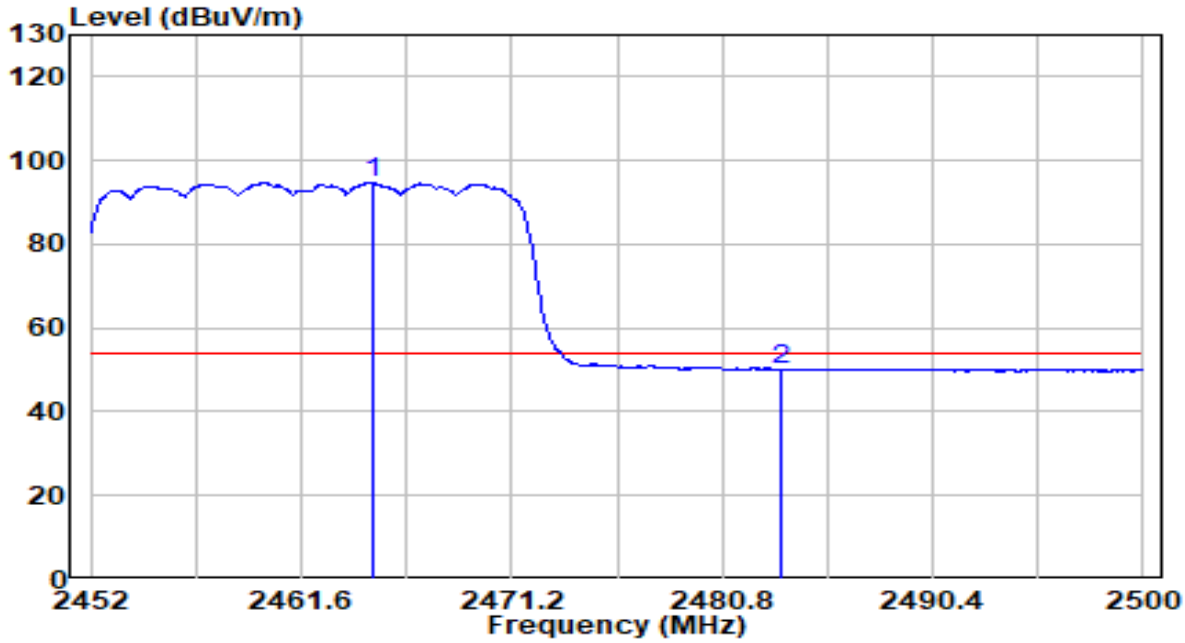

No		Frequency (MHz)	Reading (dBuV)	C.F (dB)	Measurement (dBuV/m)	Margin (dB)	Limit (dBuV/m)	Remark (QP/PK/AV)
1	*	2464.864	62.08	32.63	94.71	N/A	N/A	Average
2		2483.500	17.39	32.71	50.09	-3.91	54.00	Average

Note:

1. " *", means this data is the worst emission level.
2. C.F (Correction Factor) = Antenna Factor (dB)+ Cable Loss (dB).
3. Measurement(dBuV/m) = Reading(dBuV) + C.F (Correction Factor).
4.The emission levels of other frequencies are very lower than the limit and not show in test report.

EUT	AX5400 Wi-Fi 6 Router	Date of Test	2020-10-07
Factor	BBHA 9120D (1GHz~18GHz)_2020	Temp. / Humidity	25.6°C/47%
Polarity	Vertical	Site / Test Engineer	AC1 / Jay Chu
Test Mode	Transmit by 802.11ax-HE20 at channel 2462MHz (Beamforming Mode)	Test Voltage	120V/60Hz

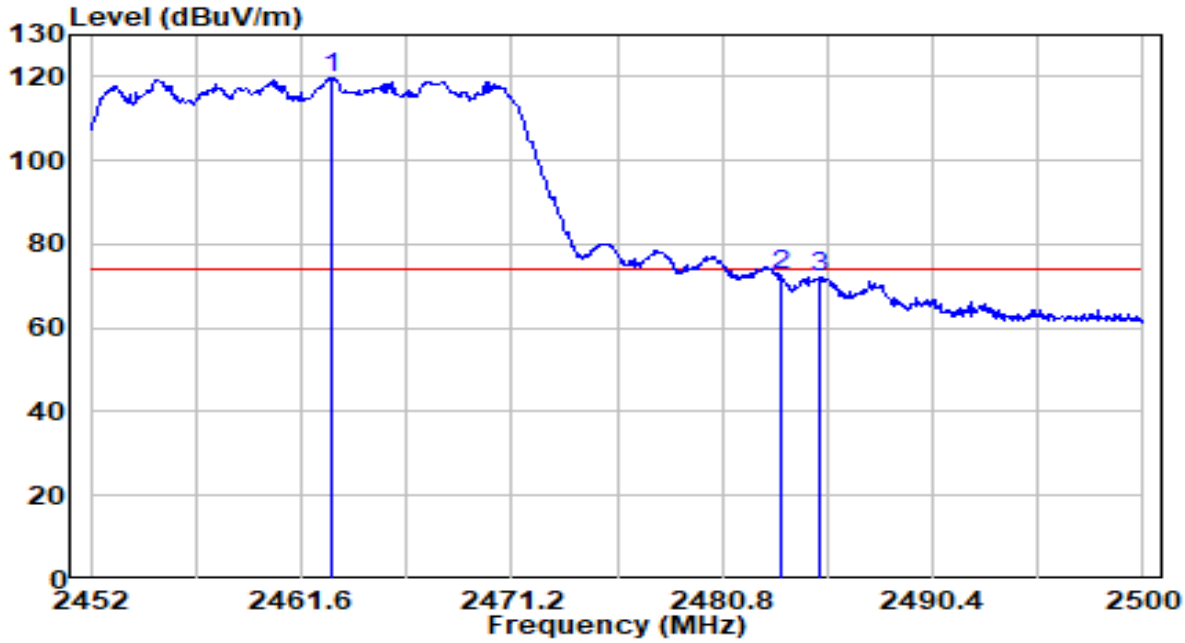

No		Frequency (MHz)	Reading (dBuV)	C.F (dB)	Measurement (dBuV/m)	Margin (dB)	Limit (dBuV/m)	Remark (QP/PK/AV)
1	*	2463.040	87.02	32.62	119.64	N/A	N/A	Peak
2		2483.500	39.91	32.71	72.62	-1.38	74.00	Peak
3		2485.264	39.45	32.72	72.16	-1.84	74.00	Peak

Note:

1. " *", means this data is the worst emission level.
2. C.F (Correction Factor) = Antenna Factor (dB)+ Cable Loss (dB).
3. Measurement(dBuV/m) = Reading(dBuV) + C.F (Correction Factor).
4.The emission levels of other frequencies are very lower than the limit and not show in test report.

EUT	AX5400 Wi-Fi 6 Router	Date of Test	2020-10-07
Factor	BBHA 9120D (1GHz~18GHz)_2020	Temp. / Humidity	25.6°C/47%
Polarity	Vertical	Site / Test Engineer	AC1 / Jay Chu
Test Mode	Transmit by 802.11ax-HE20 at channel 2462MHz (Beamforming Mode)	Test Voltage	120V/60Hz

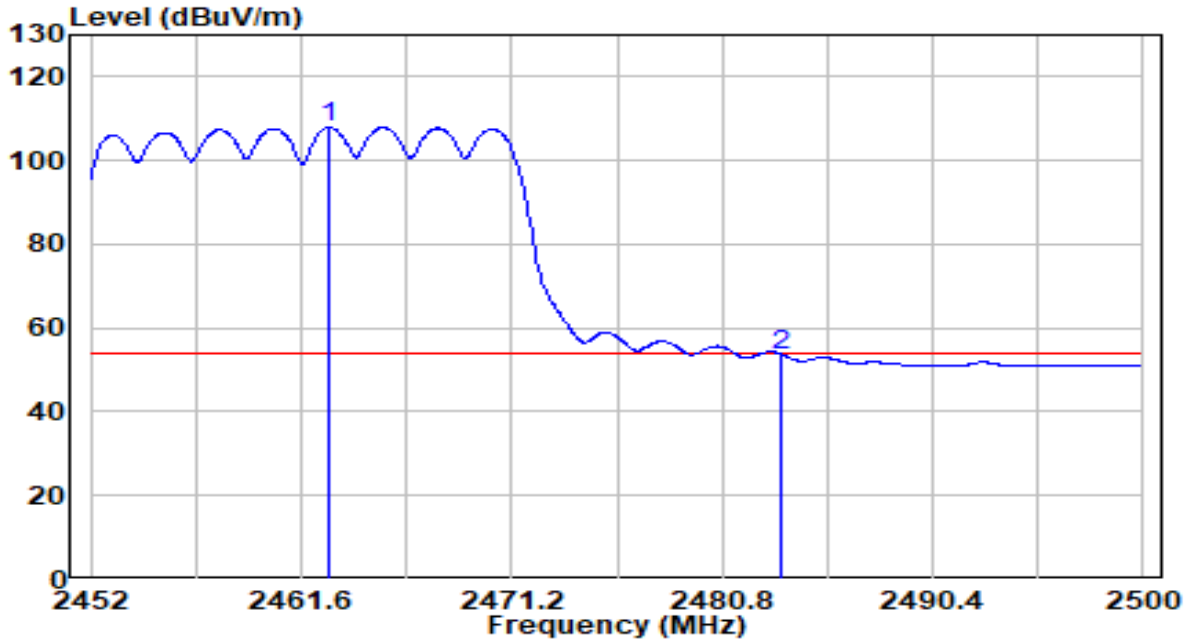

No		Frequency (MHz)	Reading (dBuV)	C.F (dB)	Measurement (dBuV/m)	Margin (dB)	Limit (dBuV/m)	Remark (QP/PK/AV)
1	*	2462.896	75.28	32.62	107.90	N/A	N/A	Average
2		2483.500	21.01	32.71	53.71	-0.29	54.00	Average

Note:

1. " *", means this data is the worst emission level.
2. C.F (Correction Factor) = Antenna Factor (dB)+ Cable Loss (dB).
3. Measurement(dBuV/m) = Reading(dBuV) + C.F (Correction Factor).
4.The emission levels of other frequencies are very lower than the limit and not show in test report.

EUT	AX5400 Wi-Fi 6 Router	Date of Test	2020-10-07
Factor	BBHA 9120D (1GHz~18GHz)_2020	Temp. / Humidity	25.6°C/47%
Polarity	Vertical	Site / Test Engineer	AC1 / Jay Chu
Test Mode	Transmit by 802.11ax-HE40 at channel 2422MHz (Beamforming Mode)	Test Voltage	120V/60Hz

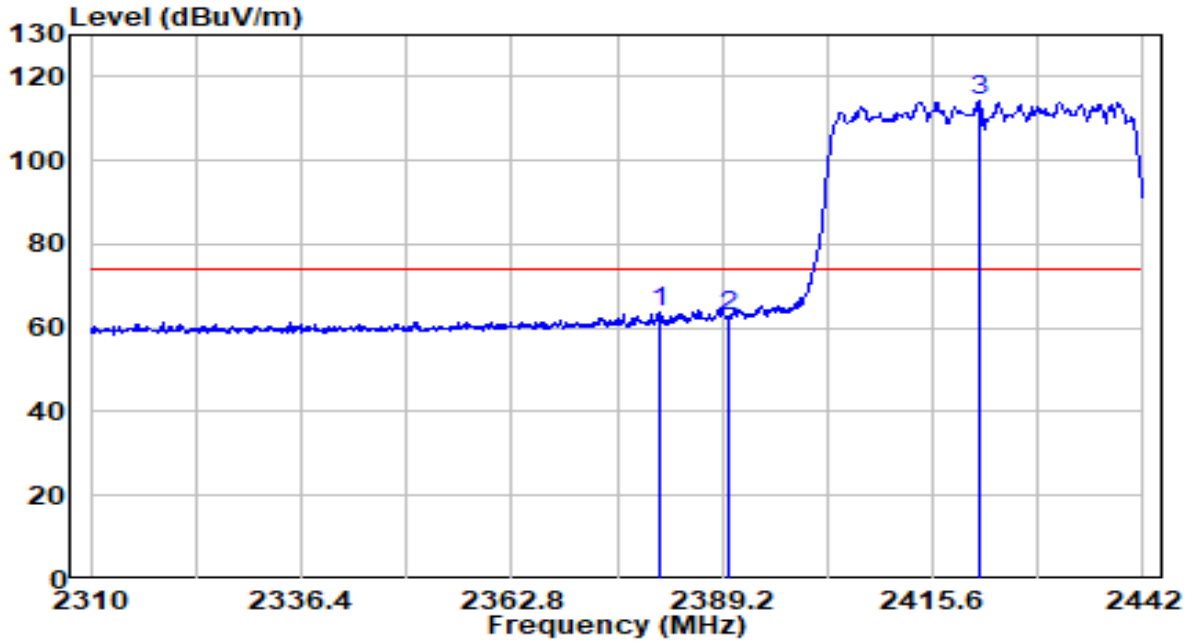

No		Frequency (MHz)	Reading (dBuV)	C.F (dB)	Measurement (dBuV/m)	Margin (dB)	Limit (dBuV/m)	Remark (QP/PK/AV)
1		2381.280	31.56	32.26	63.82	N/A	N/A	Peak
2		2390.000	30.58	32.30	62.88	-11.12	74.00	Peak
3	*	2421.408	81.62	32.43	114.06	40.06	74.00	Peak

Note:

1. " *", means this data is the worst emission level.
2. C.F (Correction Factor) = Antenna Factor (dB)+ Cable Loss (dB).
3. Measurement(dBuV/m) = Reading(dBuV) + C.F (Correction Factor).
4.The emission levels of other frequencies are very lower than the limit and not show in test report.

EUT	AX5400 Wi-Fi 6 Router	Date of Test	2020-10-07
Factor	BBHA 9120D (1GHz~18GHz)_2020	Temp. / Humidity	25.6°C/47%
Polarity	Vertical	Site / Test Engineer	AC1 / Jay Chu
Test Mode	Transmit by 802.11ax-HE40 at channel 2422MHz (Beamforming Mode)	Test Voltage	120V/60Hz

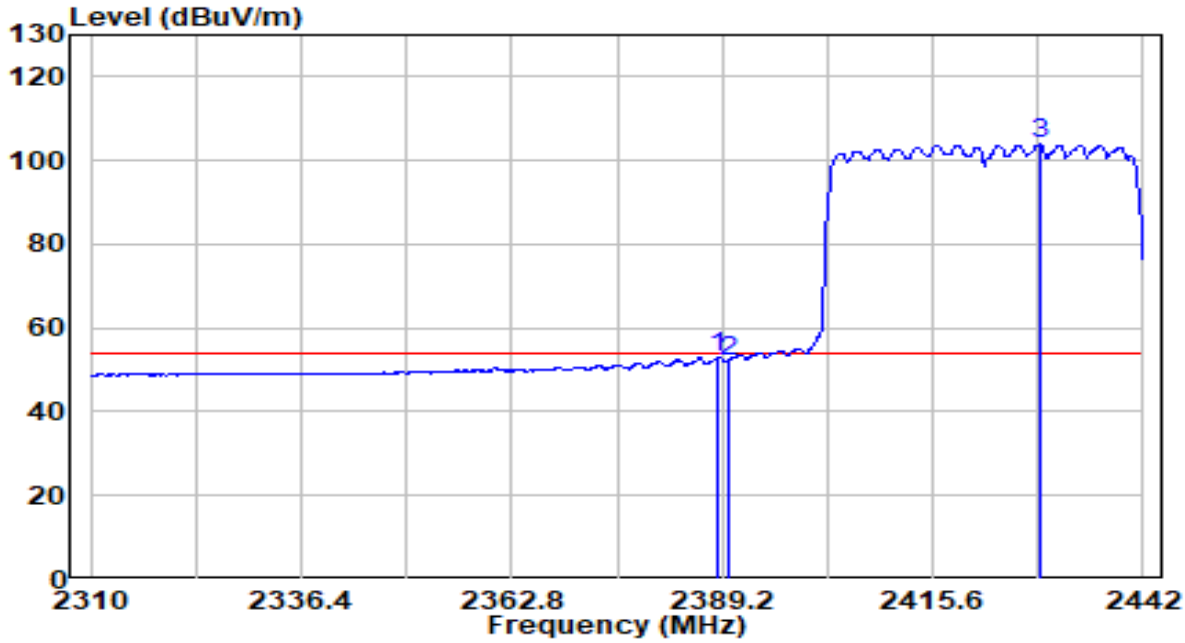

No		Frequency (MHz)	Reading (dBuV)	C.F (dB)	Measurement (dBuV/m)	Margin (dB)	Limit (dBuV/m)	Remark (QP/PK/AV)
1		2388.672	20.60	32.29	52.89	-1.11	54.00	Average
2		2389.992	19.81	32.30	52.11	-1.89	54.00	Average
3	*	2429.064	71.37	32.47	103.84	N/A	N/A	Average

Note:

1. " *", means this data is the worst emission level.
2. C.F (Correction Factor) = Antenna Factor (dB)+ Cable Loss (dB).
3. Measurement(dBuV/m) = Reading(dBuV) + C.F (Correction Factor).
4.The emission levels of other frequencies are very lower than the limit and not show in test report.

EUT	AX5400 Wi-Fi 6 Router	Date of Test	2020-10-07
Factor	BBHA 9120D (1GHz~18GHz)_2020	Temp. / Humidity	25.6°C/47%
Polarity	Horizontal	Site / Test Engineer	AC1 / Jay Chu
Test Mode	Transmit by 802.11ax-HE40 at channel 2422MHz (Beamforming Mode)	Test Voltage	120V/60Hz

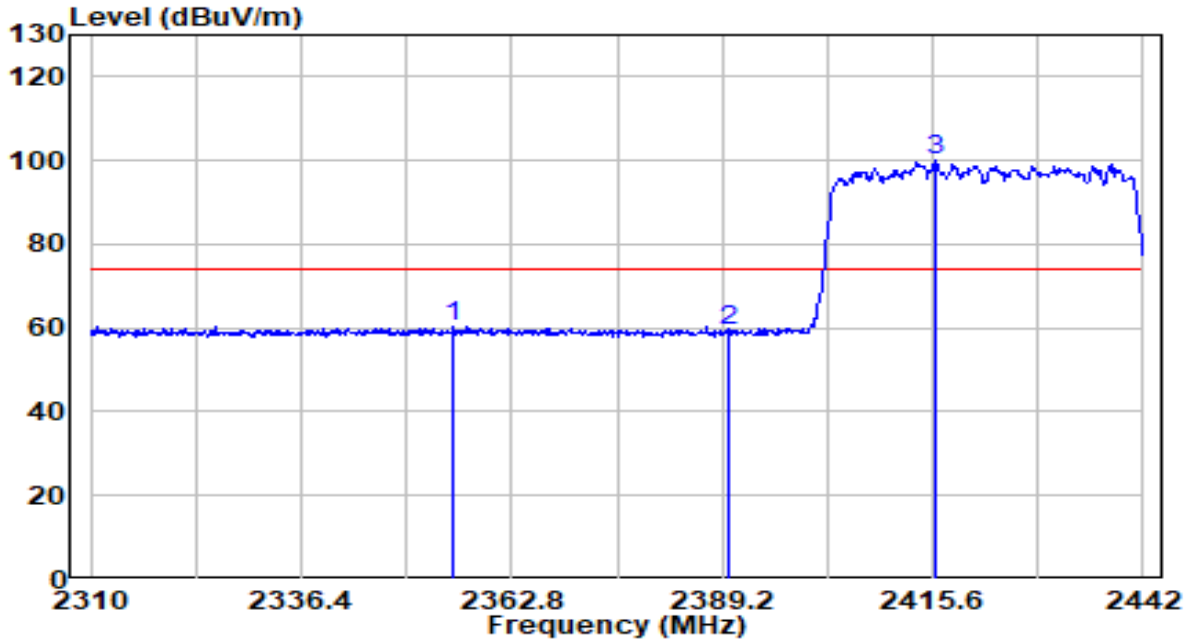

No		Frequency (MHz)	Reading (dBuV)	C.F (dB)	Measurement (dBuV/m)	Margin (dB)	Limit (dBuV/m)	Remark (QP/PK/AV)
1		2355.408	27.99	32.14	60.13	-13.87	74.00	Peak
2		2390.000	26.87	32.30	59.17	-14.83	74.00	Peak
3	*	2415.996	67.87	32.41	100.28	N/A	N/A	Peak

Note:

1. " *", means this data is the worst emission level.
2. C.F (Correction Factor) = Antenna Factor (dB)+ Cable Loss (dB).
3. Measurement(dBuV/m) = Reading(dBuV) + C.F (Correction Factor).
4.The emission levels of other frequencies are very lower than the limit and not show in test report.

EUT	AX5400 Wi-Fi 6 Router	Date of Test	2020-10-07
Factor	BBHA 9120D (1GHz~18GHz)_2020	Temp. / Humidity	25.6°C/47%
Polarity	Horizontal	Site / Test Engineer	AC1 / Jay Chu
Test Mode	Transmit by 802.11ax-HE40 at channel 2422MHz (Beamforming Mode)	Test Voltage	120V/60Hz

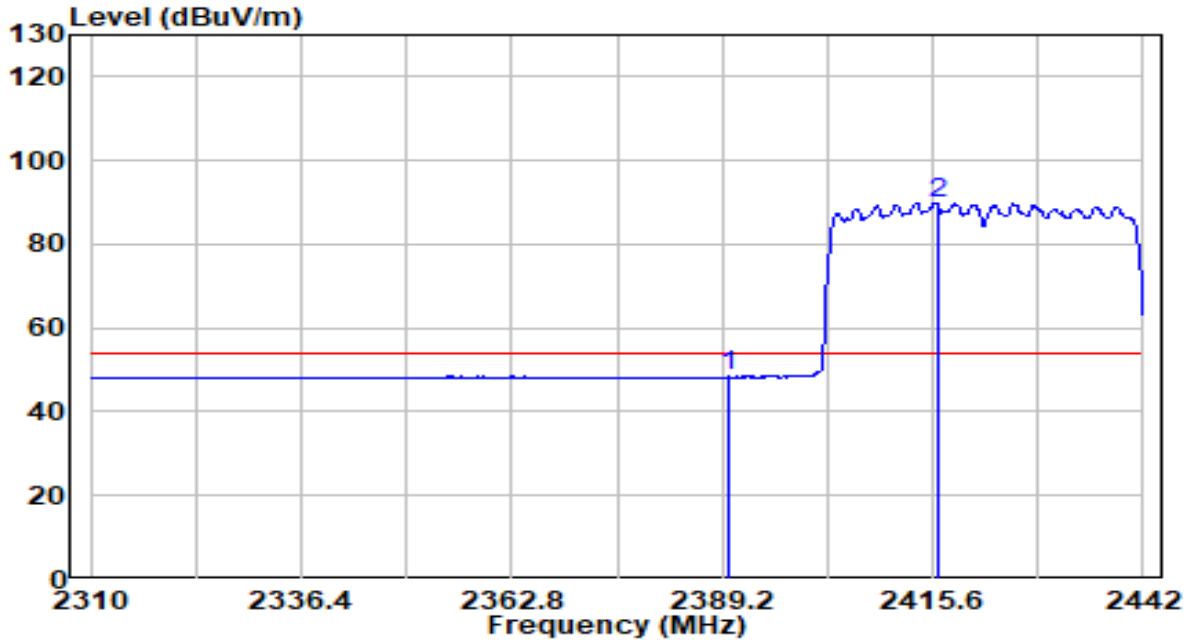

No		Frequency (MHz)	Reading (dBuV)	C.F (dB)	Measurement (dBuV/m)	Margin (dB)	Limit (dBuV/m)	Remark (QP/PK/AV)
1		2390.000	16.04	32.30	48.33	-5.67	54.00	Average
2	*	2416.128	57.48	32.41	89.89	N/A	N/A	Average

Note:

1. " *", means this data is the worst emission level.
2. C.F (Correction Factor) = Antenna Factor (dB)+ Cable Loss (dB).
3. Measurement(dBuV/m) = Reading(dBuV) + C.F (Correction Factor).
4.The emission levels of other frequencies are very lower than the limit and not show in test report.

EUT	AX5400 Wi-Fi 6 Router	Date of Test	2020-10-07
Factor	BBHA 9120D (1GHz~18GHz)_2020	Temp. / Humidity	25.6°C/47%
Polarity	Vertical	Site / Test Engineer	AC1 / Jay Chu
Test Mode	Transmit by 802.11ax-HE40 at channel 2437MHz (Beamforming Mode)	Test Voltage	120V/60Hz

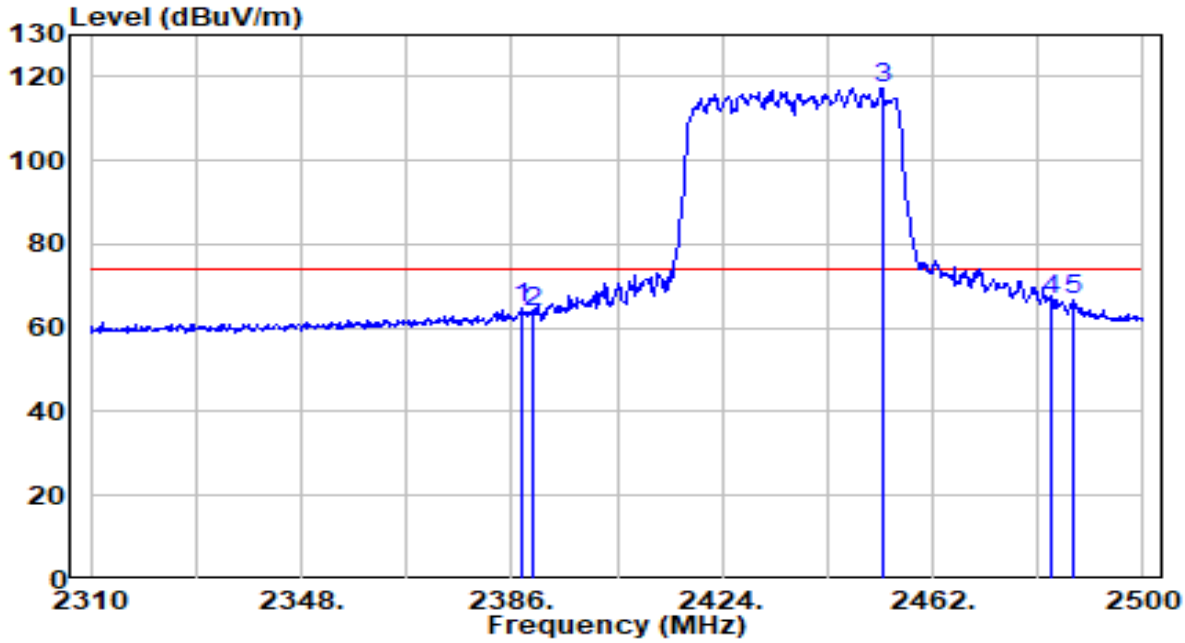

No		Frequency (MHz)	Reading (dBuV)	C.F (dB)	Measurement (dBuV/m)	Margin (dB)	Limit (dBuV/m)	Remark (QP/PK/AV)
1		2387.710	32.60	32.29	64.89	-9.11	74.00	Peak
2		2390.000	31.36	32.30	63.66	-10.34	74.00	Peak
3	*	2452.880	84.70	32.57	117.27	N/A	N/A	Peak
4		2483.500	34.00	32.71	66.71	-7.29	74.00	Peak
5		2487.270	34.12	32.72	66.84	-7.16	74.00	Peak

Note:

1. " *", means this data is the worst emission level.
2. C.F (Correction Factor) = Antenna Factor (dB)+ Cable Loss (dB).
3. Measurement(dBuV/m) = Reading(dBuV) + C.F (Correction Factor).
4.The emission levels of other frequencies are very lower than the limit and not show in test report.

EUT	AX5400 Wi-Fi 6 Router	Date of Test	2020-10-07
Factor	BBHA 9120D (1GHz~18GHz)_2020	Temp. / Humidity	25.6°C/47%
Polarity	Vertical	Site / Test Engineer	AC1 / Jay Chu
Test Mode	Transmit by 802.11ax-HE40 at channel 2437MHz (Beamforming Mode)	Test Voltage	120V/60Hz

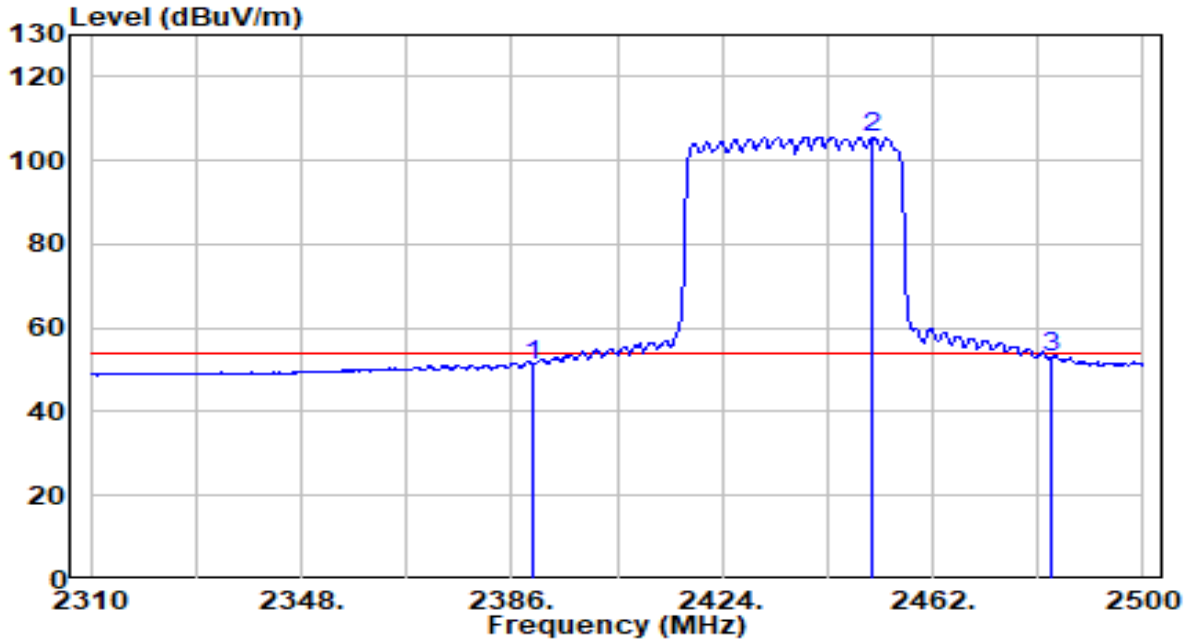

No		Frequency (MHz)	Reading (dBuV)	C.F (dB)	Measurement (dBuV/m)	Margin (dB)	Limit (dBuV/m)	Remark (QP/PK/AV)
1		2390.000	18.74	32.30	51.03	-2.97	54.00	Average
2	*	2451.170	73.04	32.57	105.60	N/A	N/A	Average
3		2483.470	20.39	32.71	53.10	-0.90	54.00	Average

Note:

1. " *", means this data is the worst emission level.
2. C.F (Correction Factor) = Antenna Factor (dB)+ Cable Loss (dB).
3. Measurement(dBuV/m) = Reading(dBuV) + C.F (Correction Factor).
4.The emission levels of other frequencies are very lower than the limit and not show in test report.

EUT	AX5400 Wi-Fi 6 Router	Date of Test	2020-10-07
Factor	BBHA 9120D (1GHz~18GHz)_2020	Temp. / Humidity	25.6°C/47%
Polarity	Horizontal	Site / Test Engineer	AC1 / Jay Chu
Test Mode	Transmit by 802.11ax-HE40 at channel 2437MHz (Beamforming Mode)	Test Voltage	120V/60Hz

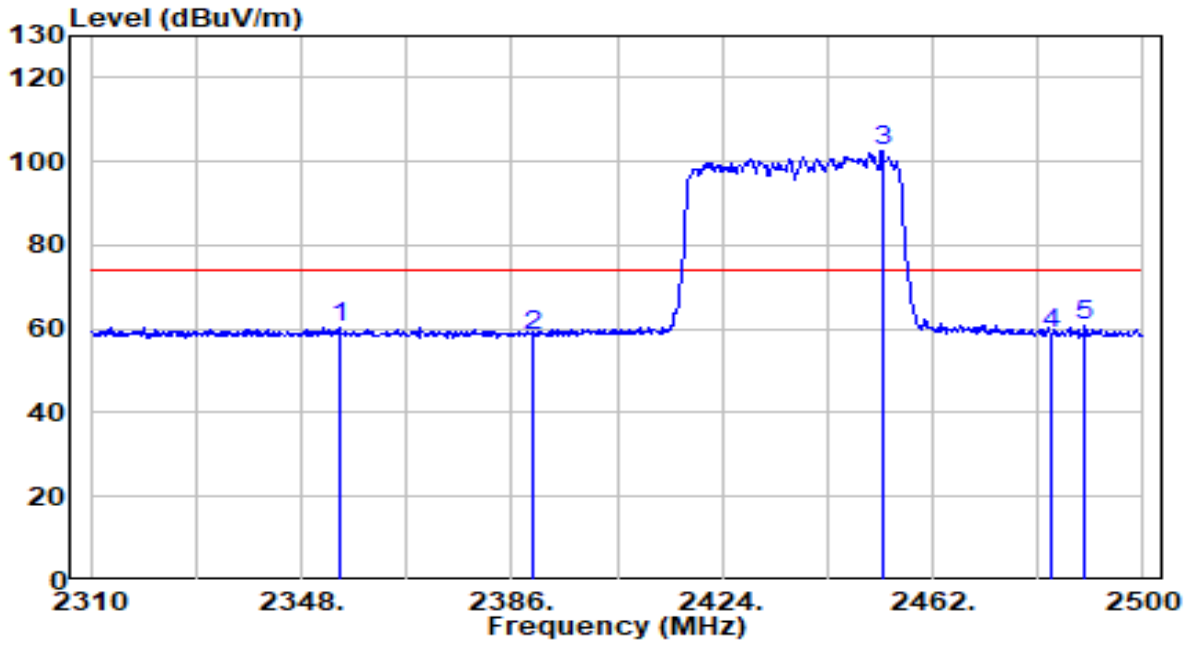

No		Frequency (MHz)	Reading (dBuV)	C.F (dB)	Measurement (dBuV/m)	Margin (dB)	Limit (dBuV/m)	Remark (QP/PK/AV)
1		2355.030	28.12	32.14	60.26	-13.74	74.00	Peak
2		2390.000	25.99	32.30	58.29	-15.71	74.00	Peak
3	*	2453.070	70.05	32.57	102.62	N/A	N/A	Peak
4		2483.500	26.11	32.71	58.82	-15.18	74.00	Peak
5		2489.550	27.87	32.73	60.61	-13.39	74.00	Peak

Note:

1. " *", means this data is the worst emission level.
2. C.F (Correction Factor) = Antenna Factor (dB)+ Cable Loss (dB).
3. Measurement(dBuV/m) = Reading(dBuV) + C.F (Correction Factor).
4.The emission levels of other frequencies are very lower than the limit and not show in test report.

EUT	AX5400 Wi-Fi 6 Router	Date of Test	2020-10-07
Factor	BBHA 9120D (1GHz~18GHz)_2020	Temp. / Humidity	25.6°C/47%
Polarity	Horizontal	Site / Test Engineer	AC1 / Jay Chu
Test Mode	Transmit by 802.11ax-HE40 at channel 2437MHz (Beamforming Mode)	Test Voltage	120V/60Hz

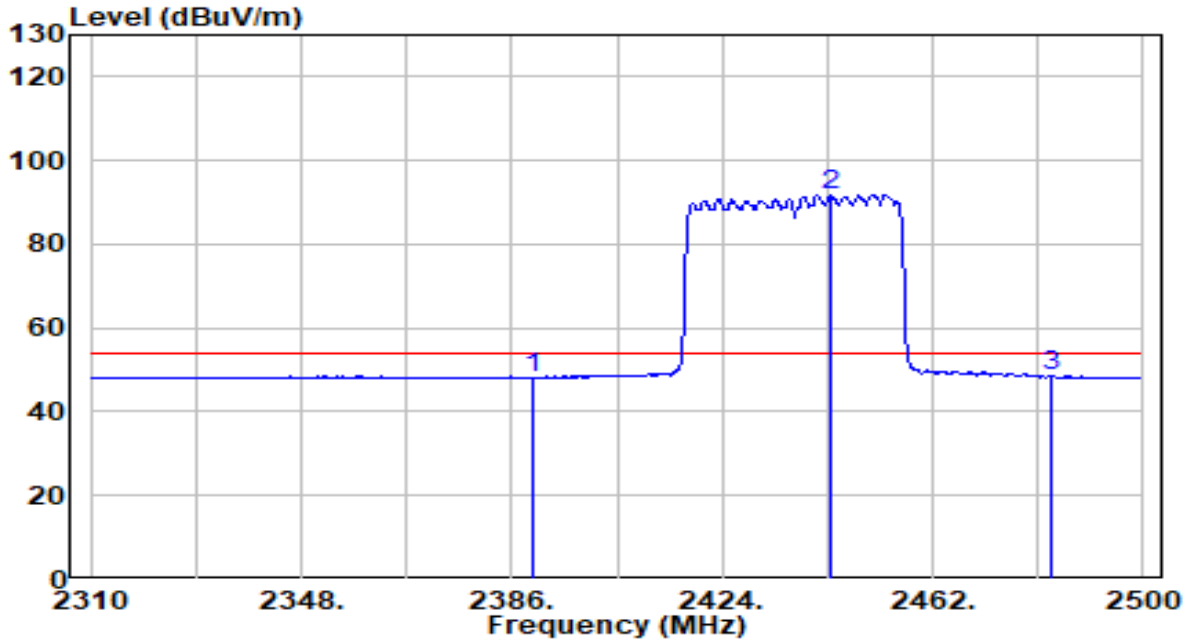

No		Frequency (MHz)	Reading (dBuV)	C.F (dB)	Measurement (dBuV/m)	Margin (dB)	Limit (dBuV/m)	Remark (QP/PK/AV)
1		2390.000	15.84	32.30	48.13	-5.87	54.00	Average
2	*	2443.760	59.42	32.53	91.95	N/A	N/A	Average
3		2483.500	15.83	32.71	48.54	-5.46	54.00	Average

Note:

1. " *", means this data is the worst emission level.
2. C.F (Correction Factor) = Antenna Factor (dB)+ Cable Loss (dB).
3. Measurement(dBuV/m) = Reading(dBuV) + C.F (Correction Factor).
4.The emission levels of other frequencies are very lower than the limit and not show in test report.

EUT	AX5400 Wi-Fi 6 Router	Date of Test	2020-10-07
Factor	BBHA 9120D (1GHz~18GHz)_2020	Temp. / Humidity	25.6°C/47%
Polarity	Vertical	Site / Test Engineer	AC1 / Jay Chu
Test Mode	Transmit by 802.11ax-HE40 at channel 2452MHz (Beamforming Mode)	Test Voltage	120V/60Hz

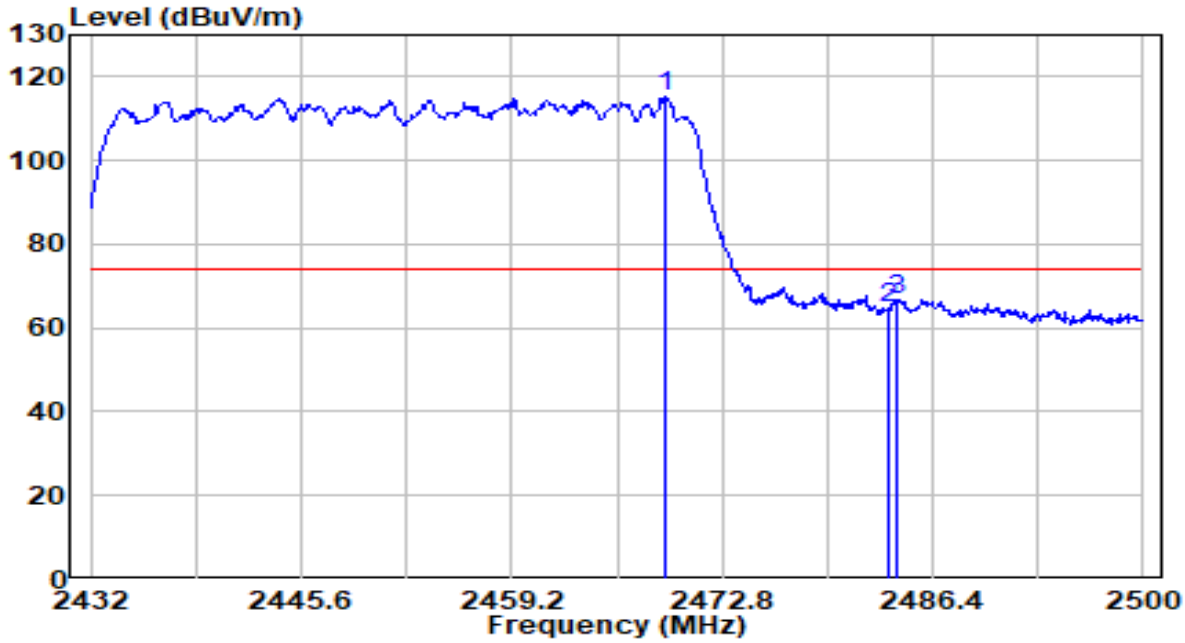

No		Frequency (MHz)	Reading (dBuV)	C.F (dB)	Measurement (dBuV/m)	Margin (dB)	Limit (dBuV/m)	Remark (QP/PK/AV)
1	*	2469.060	82.69	32.64	115.33	N/A	N/A	Peak
2		2483.500	32.28	32.71	64.99	-9.01	74.00	Peak
3		2484.088	33.96	32.71	66.67	-7.33	74.00	Peak

Note:

1. " *", means this data is the worst emission level.
2. C.F (Correction Factor) = Antenna Factor (dB)+ Cable Loss (dB).
3. Measurement(dBuV/m) = Reading(dBuV) + C.F (Correction Factor).
4.The emission levels of other frequencies are very lower than the limit and not show in test report.

EUT	AX5400 Wi-Fi 6 Router	Date of Test	2020-10-07
Factor	BBHA 9120D (1GHz~18GHz)_2020	Temp. / Humidity	25.6°C/47%
Polarity	Vertical	Site / Test Engineer	AC1 / Jay Chu
Test Mode	Transmit by 802.11ax-HE40 at channel 2452MHz (Beamforming Mode)	Test Voltage	120V/60Hz

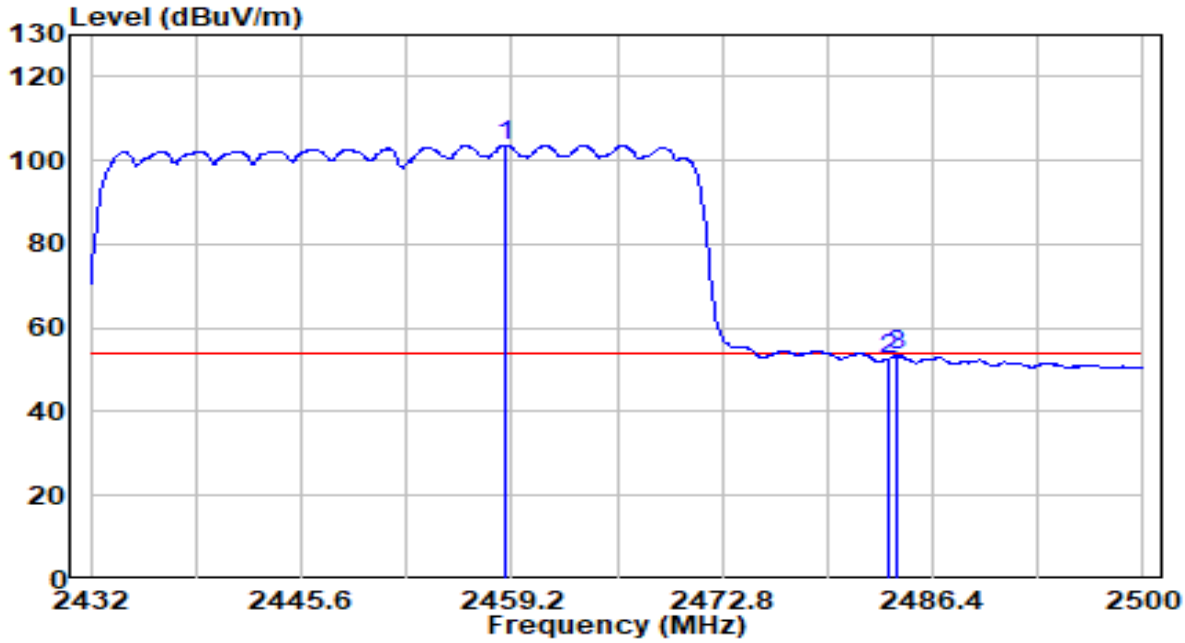

No		Frequency (MHz)	Reading (dBuV)	C.F (dB)	Measurement (dBuV/m)	Margin (dB)	Limit (dBuV/m)	Remark (QP/PK/AV)
1	*	2458.860	71.09	32.60	103.68	N/A	N/A	Average
2		2483.476	19.95	32.71	52.66	-1.34	54.00	Average
3		2484.156	20.78	32.71	53.49	-0.51	54.00	Average

Note:

1. " *", means this data is the worst emission level.
2. C.F (Correction Factor) = Antenna Factor (dB)+ Cable Loss (dB).
3. Measurement(dBuV/m) = Reading(dBuV) + C.F (Correction Factor).
4.The emission levels of other frequencies are very lower than the limit and not show in test report.

EUT	AX5400 Wi-Fi 6 Router	Date of Test	2020-10-07
Factor	BBHA 9120D (1GHz~18GHz)_2020	Temp. / Humidity	25.6°C/47%
Polarity	Horizontal	Site / Test Engineer	AC1 / Jay Chu
Test Mode	Transmit by 802.11ax-HE40 at channel 2452MHz (Beamforming Mode)	Test Voltage	120V/60Hz

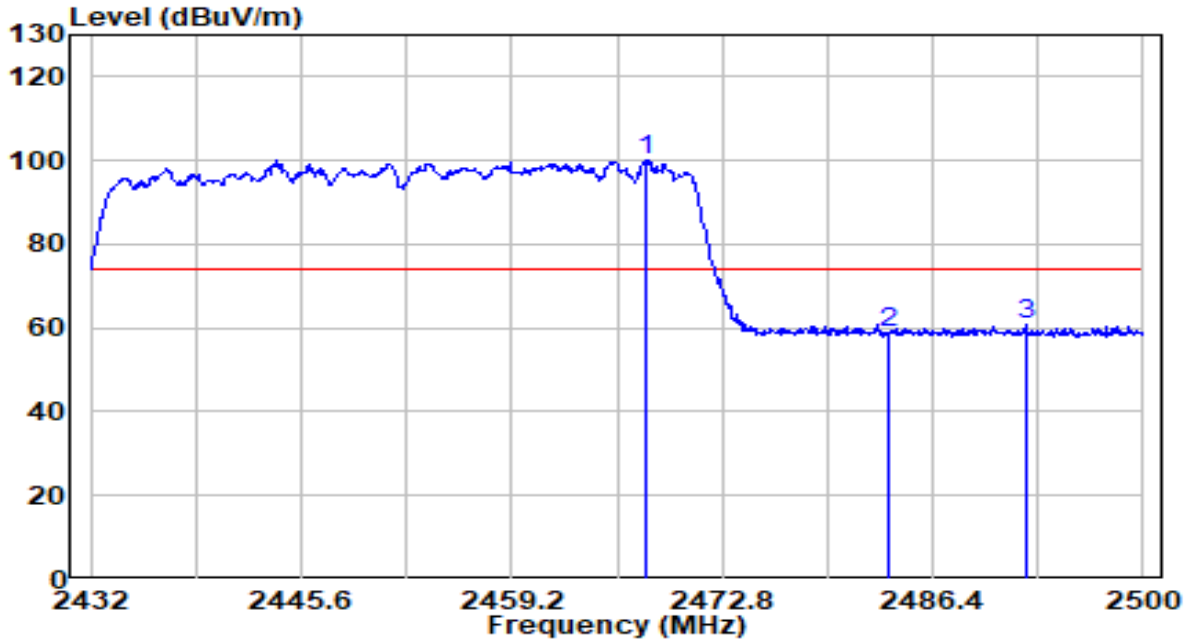

No		Frequency (MHz)	Reading (dBuV)	C.F (dB)	Measurement (dBuV/m)	Margin (dB)	Limit (dBuV/m)	Remark (QP/PK/AV)
1	*	2467.904	67.38	32.64	100.02	N/A	N/A	Peak
2		2483.500	26.40	32.71	59.10	-14.90	74.00	Peak
3		2492.384	27.97	32.75	60.71	-13.29	74.00	Peak

Note:

1. " *", means this data is the worst emission level.
2. C.F (Correction Factor) = Antenna Factor (dB)+ Cable Loss (dB).
3. Measurement(dBuV/m) = Reading(dBuV) + C.F (Correction Factor).
4.The emission levels of other frequencies are very lower than the limit and not show in test report.

EUT	AX5400 Wi-Fi 6 Router	Date of Test	2020-10-07
Factor	BBHA 9120D (1GHz~18GHz)_2020	Temp. / Humidity	25.6°C/47%
Polarity	Horizontal	Site / Test Engineer	AC1 / Jay Chu
Test Mode	Transmit by 802.11ax-HE40 at channel 2452MHz (Beamforming Mode)	Test Voltage	120V/60Hz

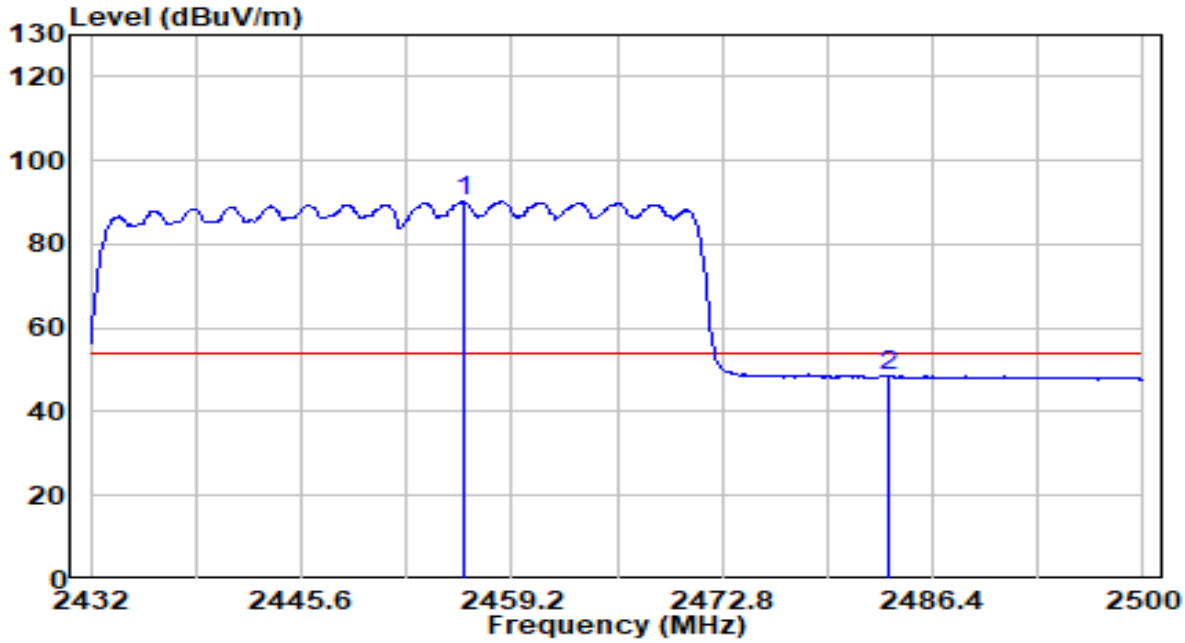

No		Frequency (MHz)	Reading (dBuV)	C.F (dB)	Measurement (dBuV/m)	Margin (dB)	Limit (dBuV/m)	Remark (QP/PK/AV)
1	*	2456.072	57.58	32.59	90.17	N/A	N/A	Average
2		2483.500	15.85	32.71	48.55	-5.45	54.00	Average

Note:

1. " *", means this data is the worst emission level.
2. C.F (Correction Factor) = Antenna Factor (dB)+ Cable Loss (dB).
3. Measurement(dBuV/m) = Reading(dBuV) + C.F (Correction Factor).
4.The emission levels of other frequencies are very lower than the limit and not show in test report.

7.8. AC Conducted Emissions Measurement

7.8.1.Test Limit

FCC Part 15 Subpart C Paragraph 15.207 Limits		
Frequency (MHz)	QP (dBuV)	AV (dBuV)
0.15 - 0.50	66 - 56	56 - 46
0.50 - 5.0	56	46
5.0 - 30	60	50

Note 1: The lower limit shall apply at the transition frequencies.

Note 2: The limit decreases linearly with the logarithm of the frequency in the range 0.15MHz to 0.5MHz.

7.8.2.Test Setup

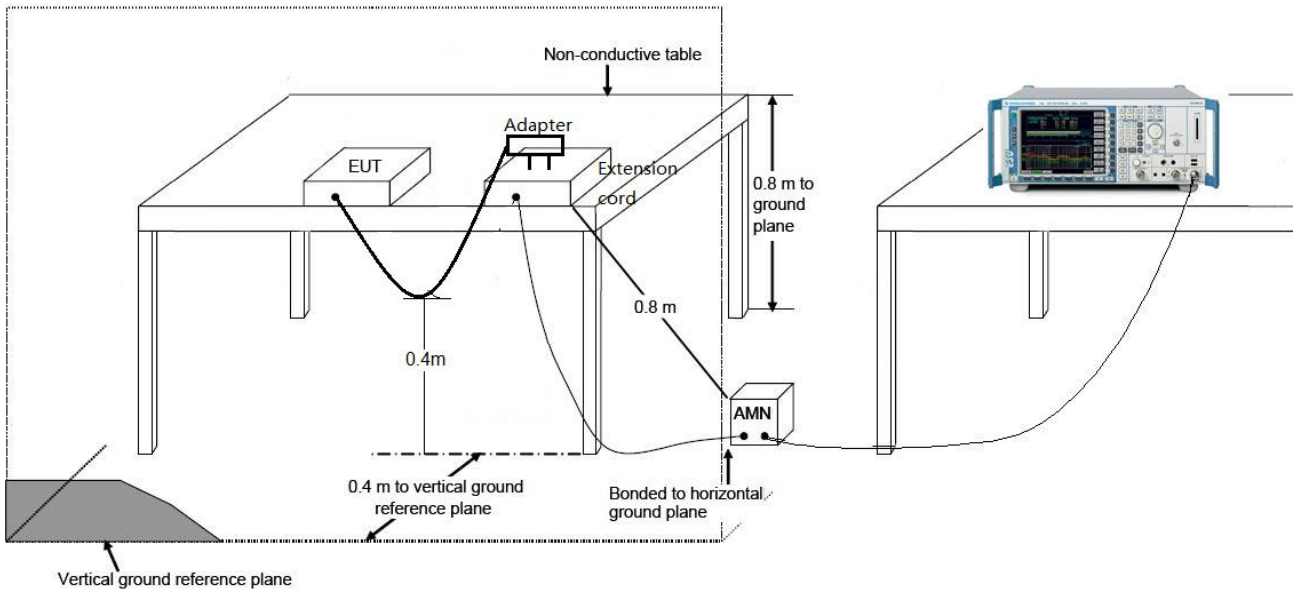

7.8.3.Test Result

EUT	AX5400 Wi-Fi 6 Router	Date of Test	2020-10-20
Factor	CE_ENV216-L1 (Filter ON)_2020	Temp. / Humidity	22.4°C /45.6%
Polarity	Line1	Site / Test Engineer	SR2 / Peter Xu
Test Mode	1	Test Voltage	120V/60Hz

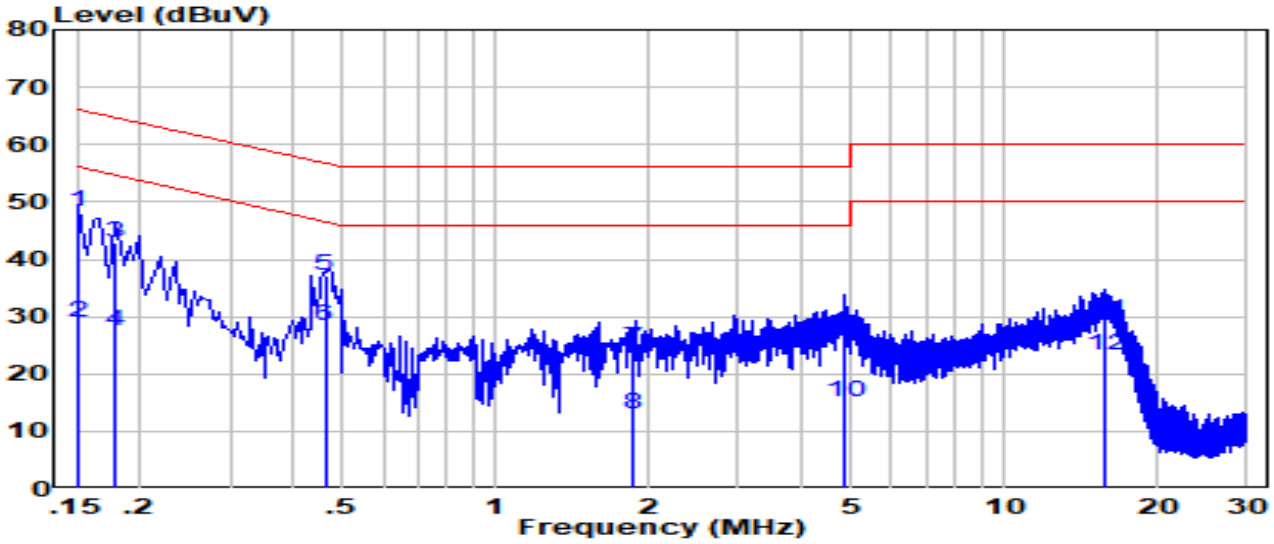

No		Frequency (MHz)	Reading (dBuV)	C.F (dB)	Measurement (dBuV/m)	Margin (dB)	Limit (dBuV/m)	Remark (QP/PK/AV)
1	*	0.150	38.55	9.61	48.16	-17.84	66.00	QP
2		0.150	19.45	9.61	29.06	-26.94	56.00	Average
3		0.177	33.27	9.61	42.88	-21.75	64.63	QP
4		0.177	17.97	9.61	27.58	-27.05	54.63	Average
5		0.461	27.63	9.63	37.26	-19.42	56.67	QP
6		0.461	18.83	9.63	28.46	-18.22	46.67	Average
7		1.870	14.64	9.69	24.32	-31.68	56.00	QP
8		1.870	3.24	9.69	12.92	-33.08	46.00	Average
9		4.860	17.13	9.74	26.87	-29.13	56.00	QP
10		4.860	5.33	9.74	15.07	-30.93	46.00	Average
11		15.860	19.26	9.94	29.20	-30.80	60.00	QP
12		15.860	13.16	9.94	23.10	-26.90	50.00	Average

Note:

1. " *", means this data is the worst emission level.
2. C.F (Correction Factor) = LISN Factor (dB)+ Cable Loss (dB).
3. Measurement(dBuV/m) = Reading(dBuV) + C.F (Correction Factor).

EUT	AX5400 Wi-Fi 6 Router	Date of Test	2020-10-20
Factor	CE_ENV216-N (Filter ON)_2020	Temp. / Humidity	22.4°C /45.6%
Polarity	Neutral	Site / Test Engineer	SR2 / Peter Xu
Test Mode	1	Test Voltage	120V/60Hz

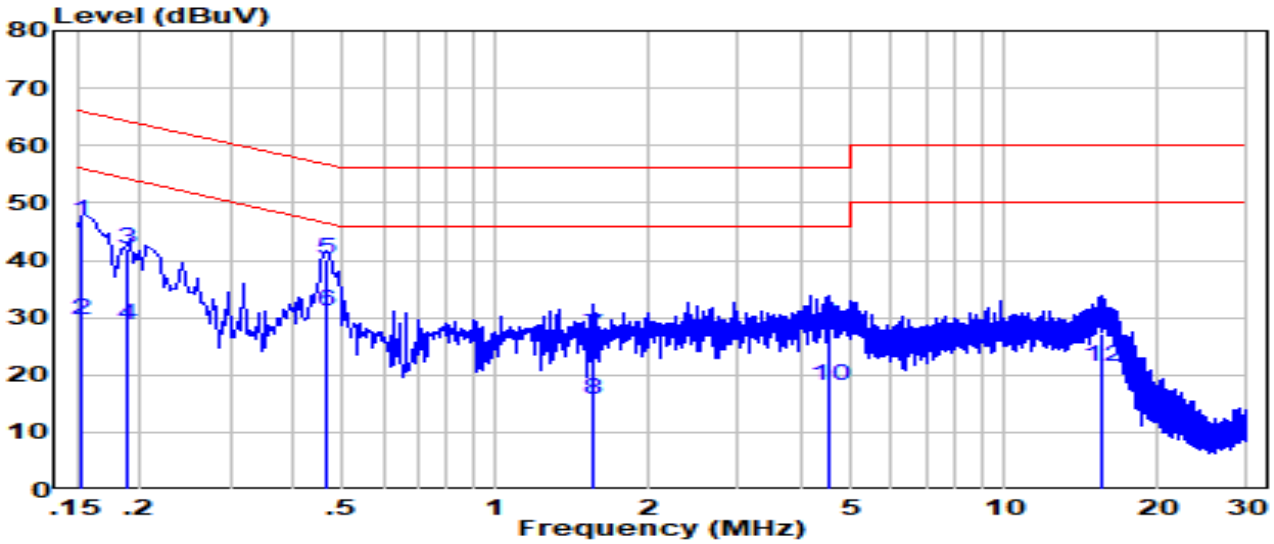

No		Frequency (MHz)	Reading (dBuV)	C.F (dB)	Measurement (dBuV/m)	Margin (dB)	Limit (dBuV/m)	Remark (QP/PK/AV)
1		0.153	37.11	9.62	46.73	-19.10	65.84	QP
2		0.153	19.91	9.62	29.53	-26.30	55.84	Average
3		0.189	32.41	9.62	42.03	-22.05	64.08	QP
4		0.189	19.01	9.62	28.63	-25.45	54.08	Average
5		0.465	30.44	9.64	40.08	-16.53	56.60	QP
6	*	0.465	21.54	9.64	31.18	-15.43	46.60	Average
7		1.560	17.07	9.68	26.75	-29.25	56.00	QP
8		1.560	5.97	9.68	15.65	-30.35	46.00	Average
9		4.530	18.79	9.74	28.53	-27.47	56.00	QP
10		4.530	8.29	9.74	18.03	-27.97	46.00	Average
11		15.520	17.31	9.98	27.29	-32.71	60.00	QP
12		15.520	11.31	9.98	21.29	-28.71	50.00	Average

Note:

1. " *", means this data is the worst emission level.
2. C.F (Correction Factor) = LISN Factor (dB)+ Cable Loss (dB).
3. Measurement(dBuV/m) = Reading(dBuV) + C.F (Correction Factor).

8. CONCLUSION

The data collected relate only the item(s) tested and show that the device is compliance with Part 15C of the FCC Rules.

The End

Appendix A - Test Setup Photograph

Refer to “ 2010TW0003-UT” file.

Appendix B - EUT Photograph

Refer to “ 2008RSU941-UE” file.