802.11ax-HE80 Power Spectral Density - Ant 3 / Ant 0 + 1 + 2+ 3

Channel 42 (5210MHz)

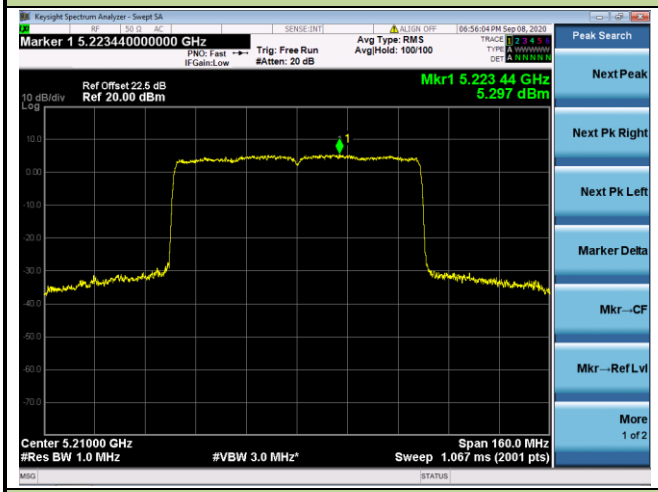

Channel 58 (5290MHz)

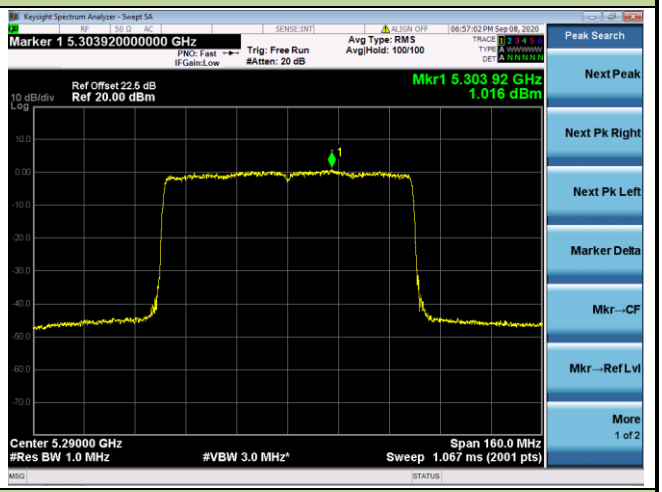

Channel 106 (5530MHz)

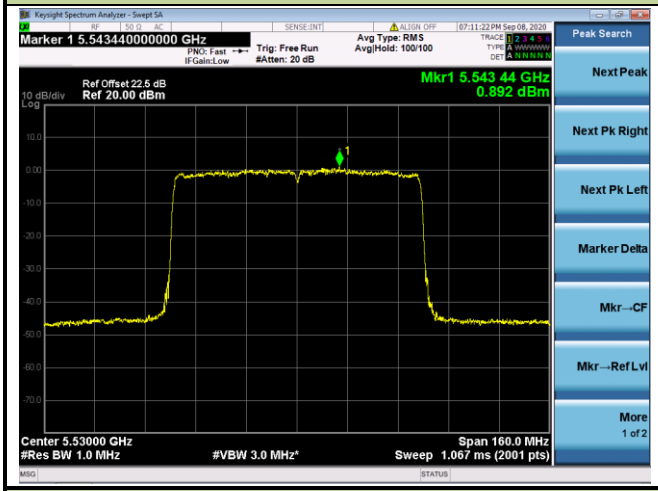

Channel 122 (5610MHz)

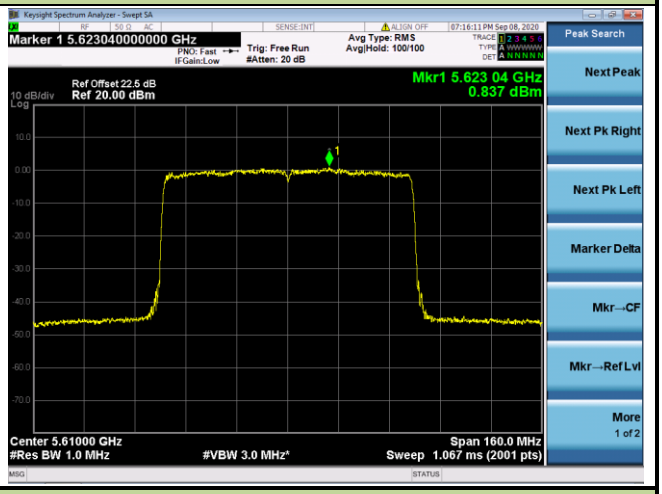

Channel 138 (5690MHz)

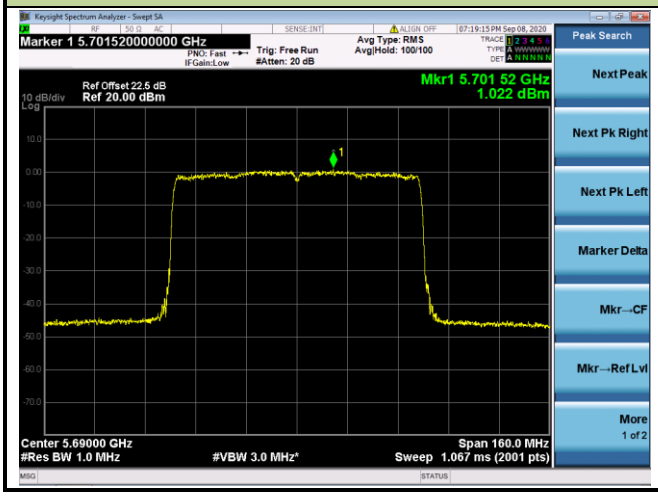

Channel 155 (5775MHz)

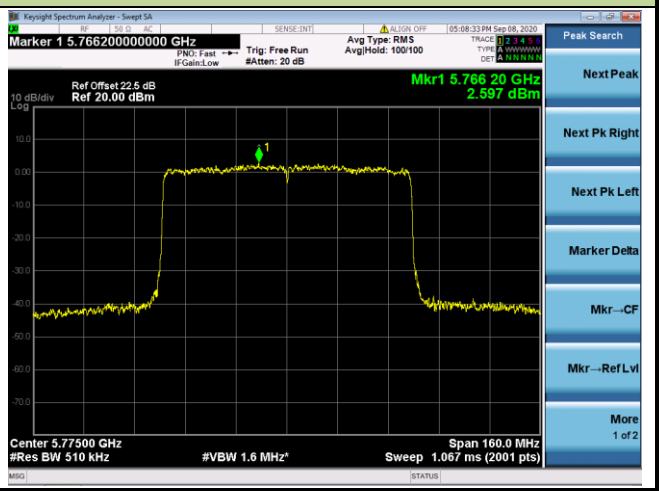

802.11ax-HE160 Power Spectral Density - Ant 3 / Ant 0 + 1 + 2+ 3	
Channel 50 (5250MHz)	Channel 114 (5570MHz)
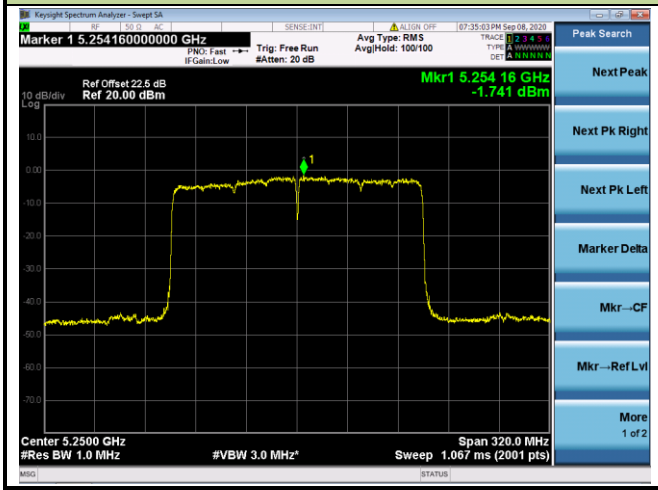	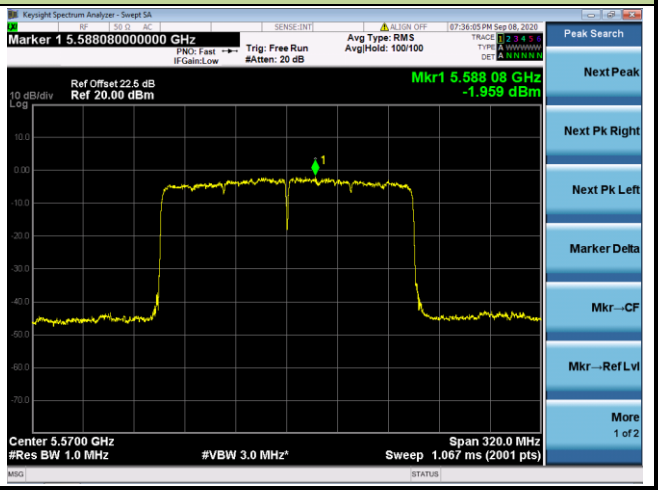

7.7. Frequency Stability Measurement

7.7.1.TestLimit

Manufactures of U-NII devices are responsible for ensuring frequency stability such that an emission is maintained within the band of operation under all conditions of normal operation as specified in the user's manual.

The transmitter center frequency tolerance shall be ±20 ppm maximum for the 5GHz band (IEEE 802.11 specification).

7.7.2.Test Procedure Used

Frequency Stability Under Temperature Variations:

The equipment under test was connected to an external AC or DC power supply and input rated voltage. RF output was connected to a frequency counter or spectrum analyzer via feed through attenuators. The EUT was placed inside the temperature chamber. Set the spectrum analyzer RBW low enough to obtain the desired frequency resolution and measure EUT 20°C operating frequency as reference frequency. Turn EUT off and set the chamber temperature to highest. After the temperature stabilized for approximately 30 minutes recorded the frequency. Repeat step measure with 10°C decreased per stage until the lowest temperature reached.

Frequency Stability Under Voltage Variations:

Set chamber temperature to 20°C. Use a variable AC power supply / DC power source to power the EUT and set the voltage to rated voltage. Set the spectrum analyzer RBW low enough to obtain the desired frequency resolution and recorded the frequency.

Reduce the input voltage to specify extreme voltage variation (±15%) and endpoint, recordthe maximum frequency change.

7.7.3.Test Setup

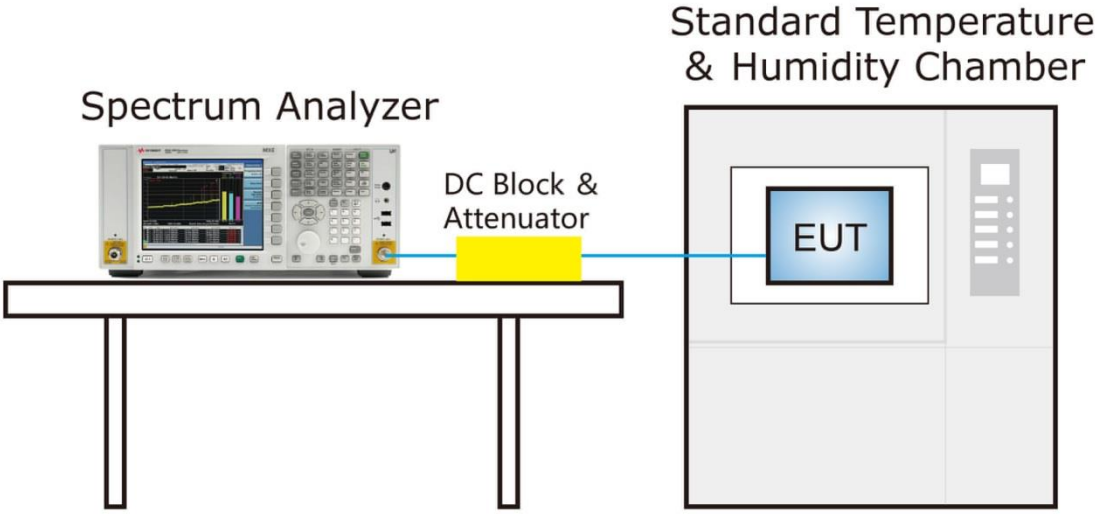

7.7.4.Test Result

Product	AX5400 Wi-Fi 6 Router	Test Engineer	Eric Lin
Test Site	SR2	Test Time	2020/10/07
Test Mode	5500MHz (Carrier Mode)		

Voltage (%)	Power (VAC)	Temp (°C)	Frequency Tolerance (ppm)
100%	120	- 30	-1.40
		- 20	-1.39
		- 10	-1.41
		0	-1.37
		+ 10	-1.25
		+ 20 (Ref)	-1.35
		+ 30	-1.21
		+ 40	-1.36
		+ 50	-1.27
115%	138	+ 20	-1.22
85%	102	+ 20	-1.39

Note: Frequency Tolerance (ppm) = {[Measured Frequency (Hz) - Declared Frequency (Hz)] / Declared Frequency (Hz)} $*10^6$.

7.8. Radiated Spurious Emission Measurement

7.8.1.Test Limit

All out of band emissions appearing in a restricted band as specified in Section 15.205 of the Title 47CFR must not exceed the limits shown in Table per Section 15.209.

FCC Part 15 Subpart C Paragraph 15.209		
Frequency [MHz]	Field Strength [uV/m]	Measured Distance [Meters]
0.009 - 0.490	2400/F (kHz)	300
0.490 - 1.705	24000/F (kHz)	30
1.705 - 30	30	30
30 - 88	100	3
88 - 216	150	3
216 - 960	200	3
Above 960	500	3

7.8.2.Test Procedure Used

ANSI C63.10 Section 6.3 (General Requirements)

ANSI C63.10 Section 6.4 (Standard test method below 30MHz)

ANSI C63.10 Section 6.5 (Standard test method above 30MHz to 1GHz)

ANSI C63.10 Section 6.6 (Standard test method above 1GHz)

7.8.3.Test Setting

Table 1 - RBW as a function of frequency

Frequency	RBW
9 ~ 150 kHz	200 ~ 300 Hz
0.15 ~ 30 MHz	9 ~ 10 kHz
30 ~ 1000 MHz	100 ~ 120 kHz
>1000 MHz	1 MHz

Quasi-Peak Measurements below 1GHz

1. Analyzer center frequency was set to the frequency of the radiated spurious emission of interest

2. Span was set greater than 1MHz

3. RBW = as specified in Table 1

4. Detector = CISPR quasi-peak

5. Sweep time = auto couple

6. Trace was allowed to stabilize

Peak Measurements above 1GHz

1. Analyzer center frequency was set to the frequency of the radiated spurious emission of interest

2. RBW = 1MHz

3. VBW = 3MHz

4. Detector = peak

5. Sweep time = auto couple

6. Trace mode = max hold

7. Trace was allowed to stabilize

Average Measurements above 1GHz (Method VB)

1. Analyzer center frequency was set to the frequency of the radiated spurious emission of interest

2. RBW = 1MHz

3. VBW;If the EUT is configured to transmit with duty cycle ≥ 98%, set VBW = 10 Hz.

If the EUT duty cycle is < 98%, set VBW ≥ 1/T. T is the minimum transmission duration.

4. Detector = Peak

5. Sweep time = auto

6. Trace mode = max hold

7. Trace was allowed to stabilize

7.8.4.Test Setup

Below 1GHz Test Setup:

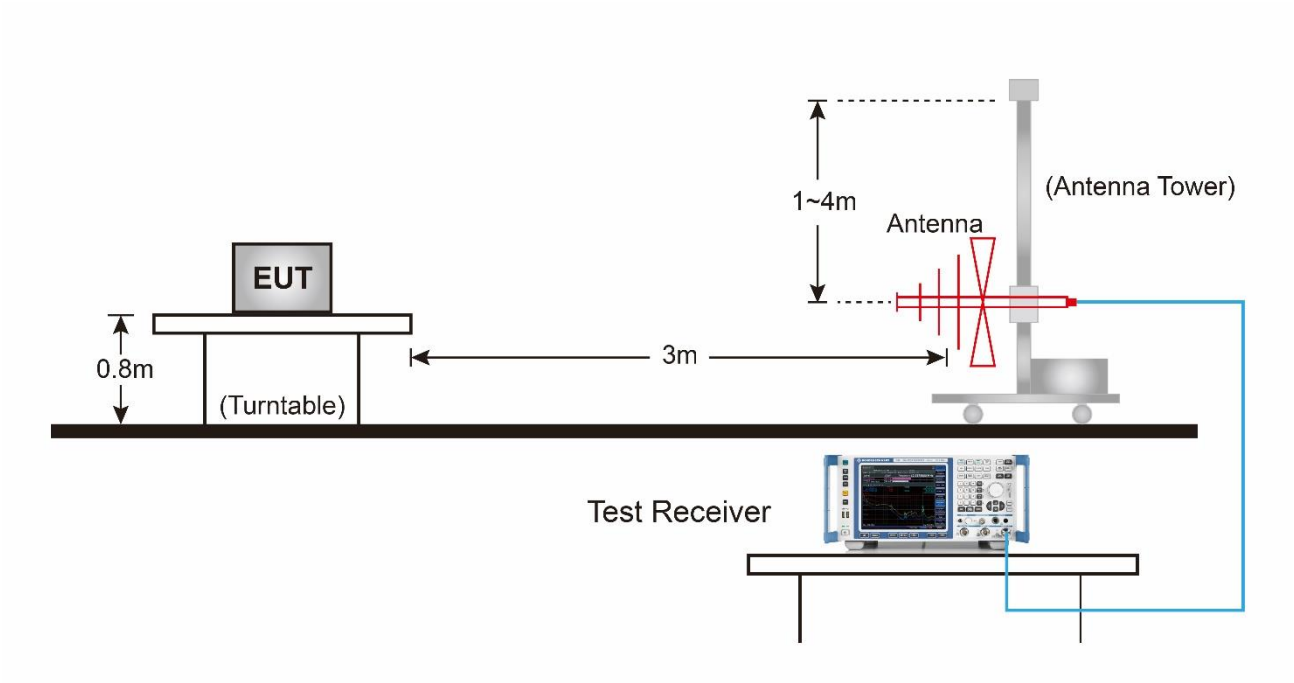

Above 1GHz Test Setup:

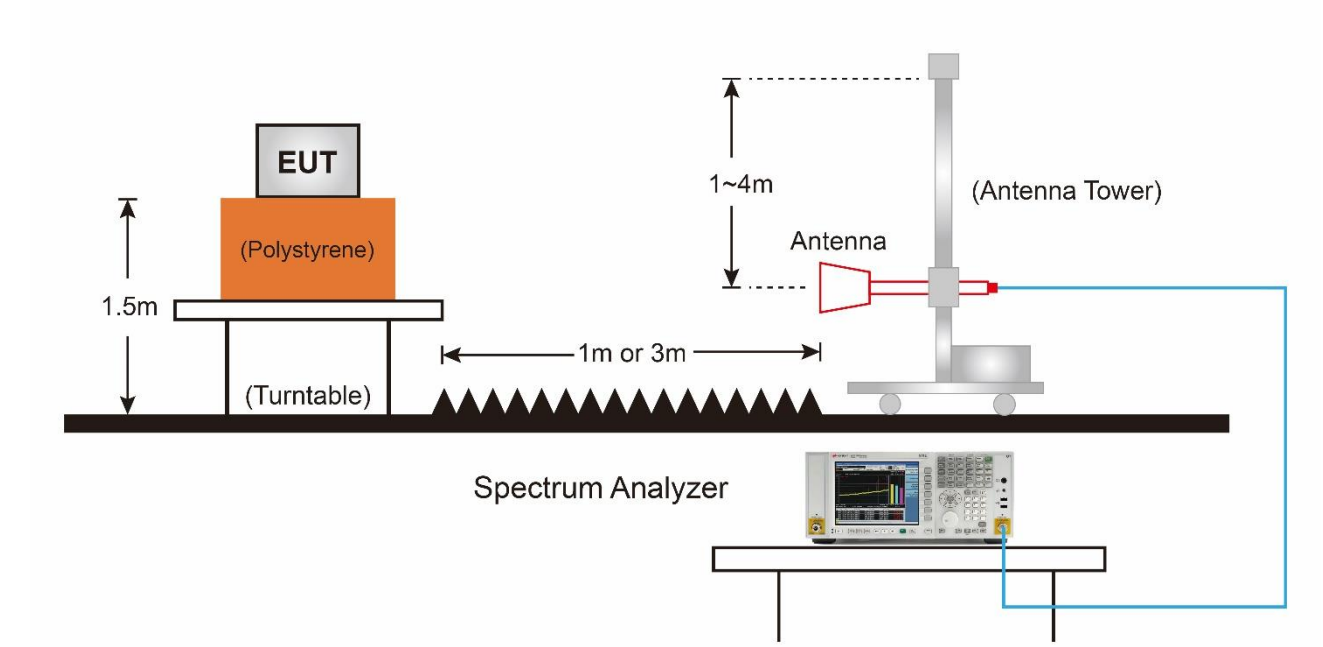

7.8.5.Test Result

EUT	AX5400 Wi-Fi 6 Router	Date of Test	2020-09-26
Factor	BBHA 9120D (1GHz~18GHz)_2020	Temp. / Humidity	23.4°C/42%
Polarity	Horizontal	Site / Test Engineer	AC1 / Jay Chu
Test Mode	Transmit by 802.11a at Channel 5180MHz (CDD Mode)	Test Voltage	120V/60Hz

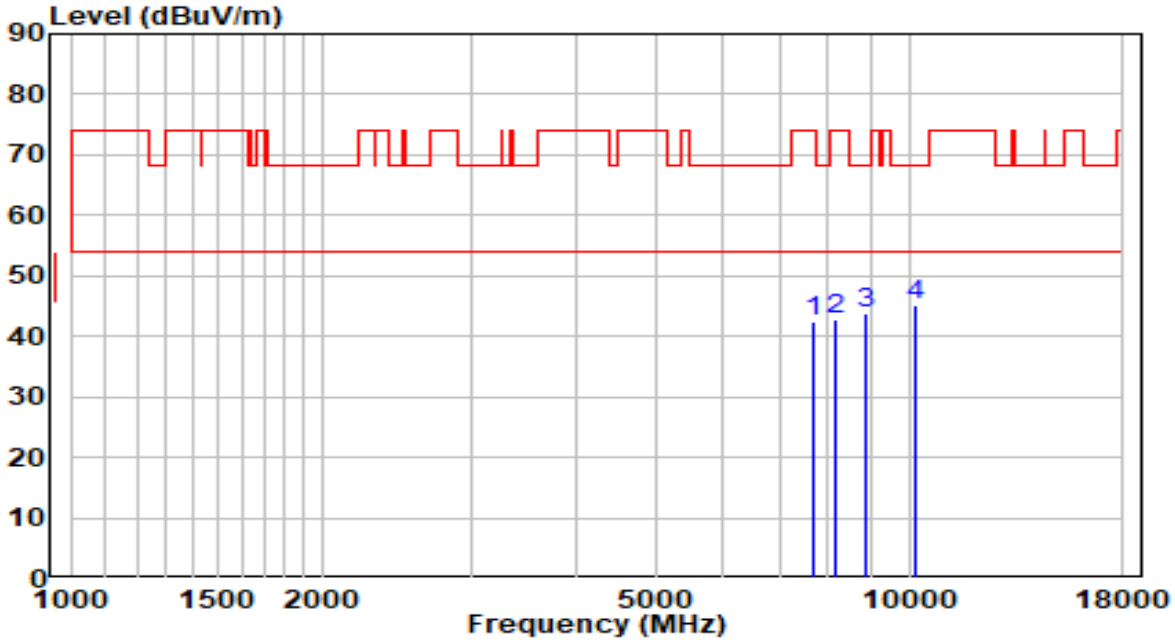

No		Frequency (MHz)	Reading (dBuV)	C.F (dB)	Measurement (dBuV/m)	Margin (dB)	Limit (dBuV/m)	Remark (QP/PK/AV)
1		7681.000	30.27	12.01	42.28	-31.72	74.00	Peak
2		8182.500	30.20	12.50	42.70	-31.30	74.00	Peak
3		8896.500	30.47	13.43	43.89	-24.31	68.20	Peak
4	*	10180.000	29.21	15.98	45.19	-23.01	68.20	Peak

Note:

1. " *", means this data is the worst emission level.
2. C.F (Correction Factor) = Antenna Factor (dB)+ Cable Loss (dB)- Preamplifier(dB).
3. Measurement(dBuV/m) = Reading(dBuV) + C.F (Correction Factor).
4.The emission levels of other frequencies are very lower than the limit and not show in test report.

EUT	AX5400 Wi-Fi 6 Router	Date of Test	2020-09-26
Factor	BBHA 9120D (1GHz~18GHz)_2020	Temp. / Humidity	23.4°C/42%
Polarity	Vertical	Site / Test Engineer	AC1 / Jay Chu
Test Mode	Transmit by 802.11a at Channel 5180MHz (CDD Mode)	Test Voltage	120V/60Hz

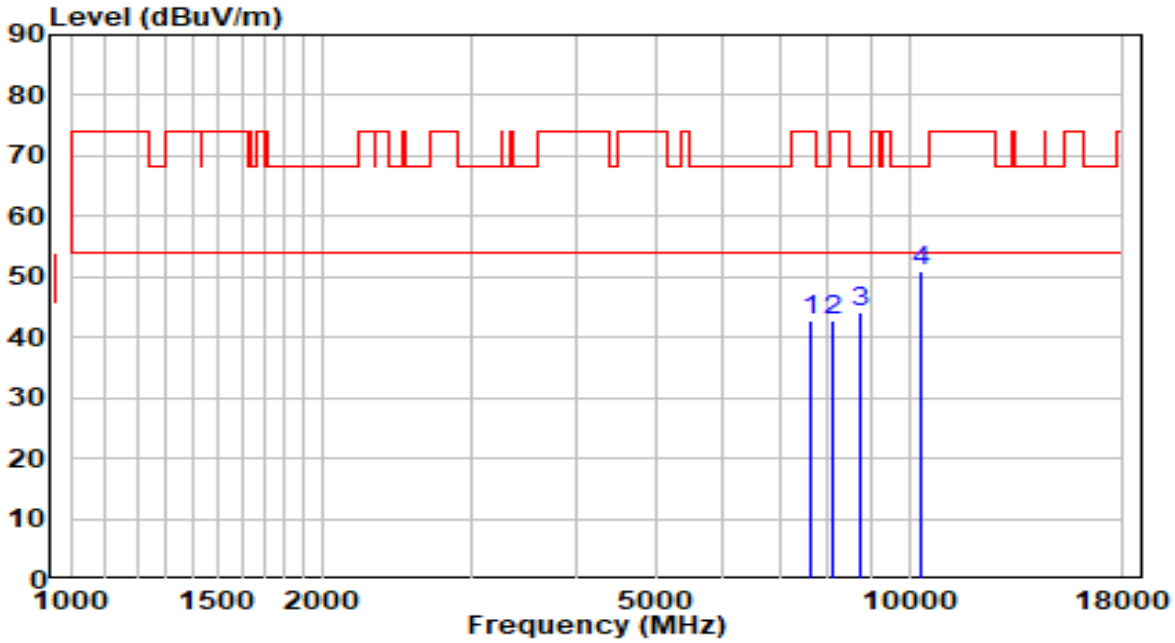

No		Frequency (MHz)	Reading (dBuV)	C.F (dB)	Measurement (dBuV/m)	Margin (dB)	Limit (dBuV/m)	Remark (QP/PK/AV)
1		7630.000	30.91	11.93	42.83	-31.17	74.00	Peak
2		8089.000	30.33	12.52	42.85	-31.15	74.00	Peak
3		8760.500	30.89	13.09	43.99	-24.21	68.20	Peak
4	*	10358.500	34.21	16.59	50.80	-17.40	68.20	Peak

Note:

1. " *", means this data is the worst emission level.
2. C.F (Correction Factor) = Antenna Factor (dB)+ Cable Loss (dB)- Preamplifier(dB).
3. Measurement(dBuV/m) = Reading(dBuV) + C.F (Correction Factor).
4.The emission levels of other frequencies are very lower than the limit and not show in test report.

EUT	AX5400 Wi-Fi 6 Router	Date of Test	2020-09-26
Factor	BBHA 9120D (1GHz~18GHz)_2020	Temp. / Humidity	23.4°C/42%
Polarity	Horizontal	Site / Test Engineer	AC1 / Jay Chu
Test Mode	Transmit by 802.11a at Channel 5220MHz (CDD Mode)	Test Voltage	120V/60Hz

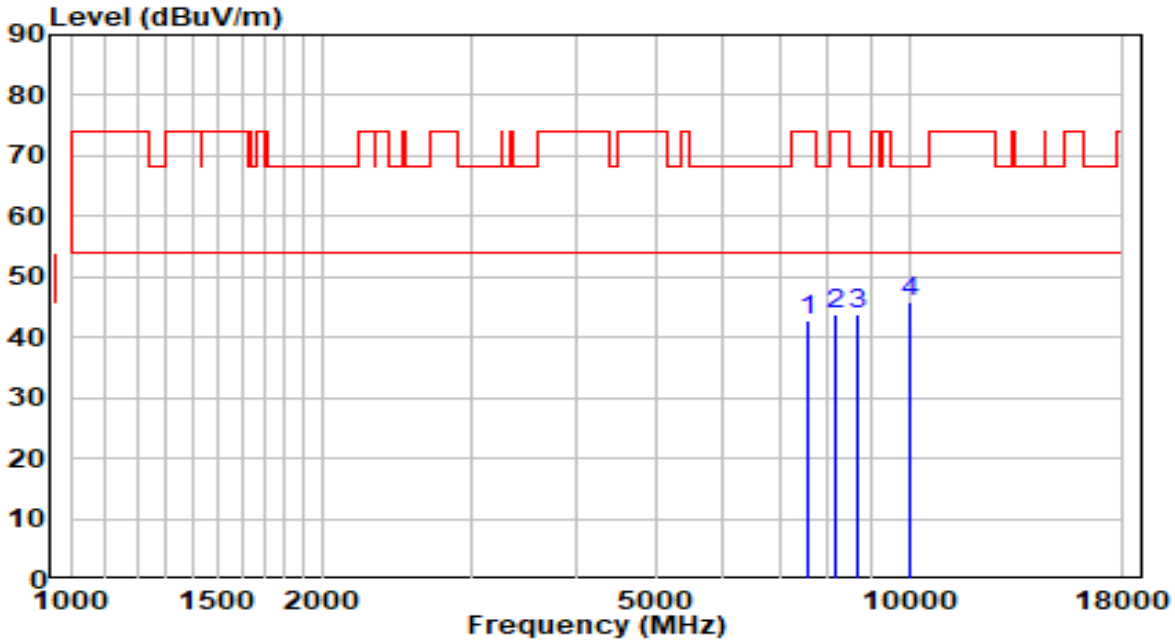

No		Frequency (MHz)	Reading (dBuV)	C.F (dB)	Measurement (dBuV/m)	Margin (dB)	Limit (dBuV/m)	Remark (QP/PK/AV)
1		7596.000	30.80	11.87	42.67	-31.33	74.00	Peak
2		8174.000	31.24	12.50	43.75	-30.25	74.00	Peak
3		8701.000	30.94	12.95	43.88	-24.32	68.20	Peak
4	*	9993.000	30.40	15.35	45.75	-22.45	68.20	Peak

Note:

1. " *", means this data is the worst emission level.
2. C.F (Correction Factor) = Antenna Factor (dB)+ Cable Loss (dB)- Preamplifier(dB).
3. Measurement(dBuV/m) = Reading(dBuV) + C.F (Correction Factor).
4.The emission levels of other frequencies are very lower than the limit and not show in test report.

EUT	AX5400 Wi-Fi 6 Router	Date of Test	2020-09-26
Factor	BBHA 9120D (1GHz~18GHz)_2020	Temp. / Humidity	23.4°C/42%
Polarity	Vertical	Site / Test Engineer	AC1 / Jay Chu
Test Mode	Transmit by 802.11a at Channel 5220MHz (CDD Mode)	Test Voltage	120V/60Hz

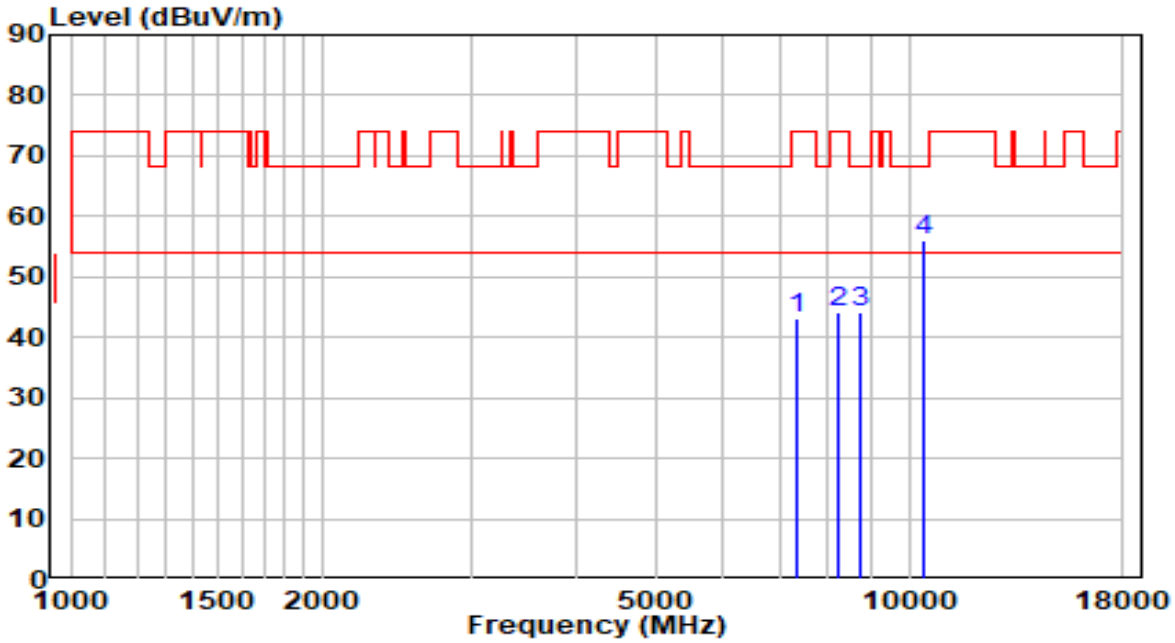

No		Frequency (MHz)	Reading (dBuV)	C.F (dB)	Measurement (dBuV/m)	Margin (dB)	Limit (dBuV/m)	Remark (QP/PK/AV)
1		7349.500	31.75	11.29	43.04	-30.96	74.00	Peak
2		8233.500	31.55	12.49	44.04	-29.96	74.00	Peak
3		8752.000	30.91	13.07	43.98	-24.22	68.20	Peak
4	*	10443.500	39.28	16.88	56.16	-12.04	68.20	Peak

Note:

1. " *", means this data is the worst emission level.
2. C.F (Correction Factor) = Antenna Factor (dB)+ Cable Loss (dB)- Preamplifier(dB).
3. Measurement(dBuV/m) = Reading(dBuV) + C.F (Correction Factor).
4.The emission levels of other frequencies are very lower than the limit and not show in test report.

EUT	AX5400 Wi-Fi 6 Router	Date of Test	2020-09-26
Factor	BBHA 9120D (1GHz~18GHz)_2020	Temp. / Humidity	23.4°C/42%
Polarity	Horizontal	Site / Test Engineer	AC1 / Jay Chu
Test Mode	Transmit by 802.11a at Channel 5240MHz (CDD Mode)	Test Voltage	120V/60Hz

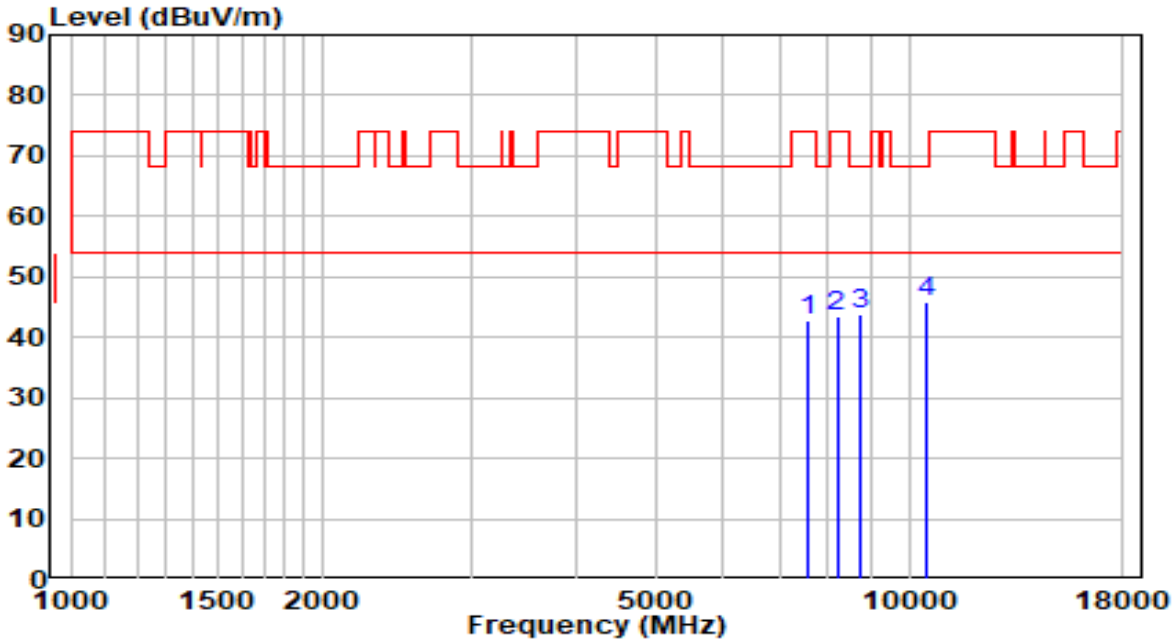

No		Frequency (MHz)	Reading (dBuV)	C.F (dB)	Measurement (dBuV/m)	Margin (dB)	Limit (dBuV/m)	Remark (QP/PK/AV)
1		7579.000	30.93	11.84	42.78	-31.22	74.00	Peak
2		8199.500	30.84	12.50	43.34	-30.66	74.00	Peak
3		8726.500	30.75	13.01	43.76	-24.44	68.20	Peak
4	*	10477.500	28.91	16.99	45.90	-22.30	68.20	Peak

Note:

1. " *", means this data is the worst emission level.
2. C.F (Correction Factor) = Antenna Factor (dB)+ Cable Loss (dB)- Preamplifier(dB).
3. Measurement(dBuV/m) = Reading(dBuV) + C.F (Correction Factor).
4.The emission levels of other frequencies are very lower than the limit and not show in test report.

EUT	AX5400 Wi-Fi 6 Router	Date of Test	2020-09-26
Factor	BBHA 9120D (1GHz~18GHz)_2020	Temp. / Humidity	23.4°C/42%
Polarity	Vertical	Site / Test Engineer	AC1 / Jay Chu
Test Mode	Transmit by 802.11a at Channel 5240MHz (CDD Mode)	Test Voltage	120V/60Hz

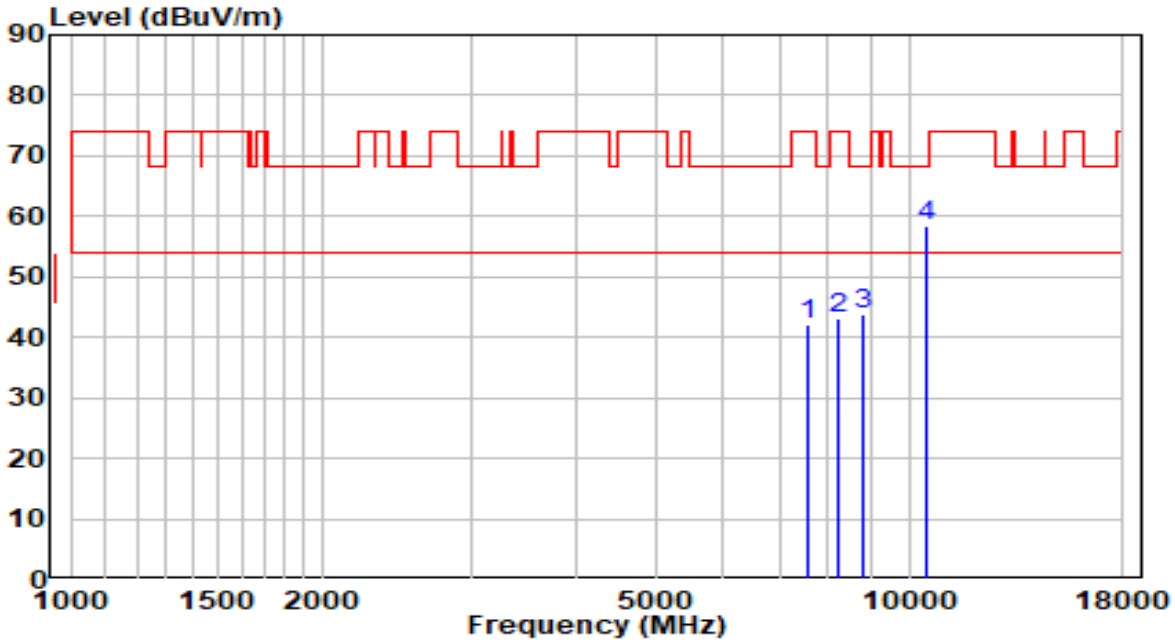

No		Frequency (MHz)	Reading (dBuV)	C.F (dB)	Measurement (dBuV/m)	Margin (dB)	Limit (dBuV/m)	Remark (QP/PK/AV)
1		7553.500	30.36	11.80	42.16	-31.84	74.00	Peak
2		8250.500	30.50	12.49	42.99	-31.01	74.00	Peak
3		8828.500	30.64	13.26	43.90	-24.30	68.20	Peak
4	*	10477.500	41.53	16.99	58.52	-9.68	68.20	Peak

Note:

1. " *", means this data is the worst emission level.
2. C.F (Correction Factor) = Antenna Factor (dB)+ Cable Loss (dB)- Preamplifier(dB).
3. Measurement(dBuV/m) = Reading(dBuV) + C.F (Correction Factor).
4.The emission levels of other frequencies are very lower than the limit and not show in test report.

EUT	AX5400 Wi-Fi 6 Router	Date of Test	2020-09-26
Factor	BBHA 9120D (1GHz~18GHz)_2020	Temp. / Humidity	23.4°C/42%
Polarity	Horizontal	Site / Test Engineer	AC1 / Jay Chu
Test Mode	Transmit by 802.11a at Channel 5260MHz (CDD Mode)	Test Voltage	120V/60Hz

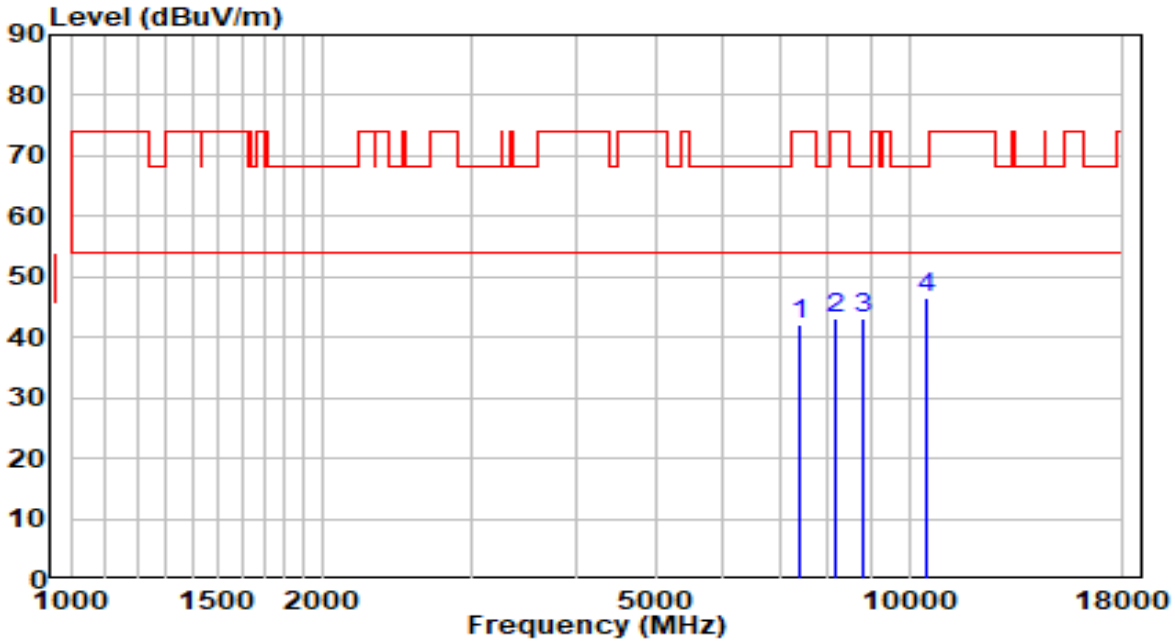

No		Frequency (MHz)	Reading (dBuV)	C.F (dB)	Measurement (dBuV/m)	Margin (dB)	Limit (dBuV/m)	Remark (QP/PK/AV)
1		7400.500	30.66	11.43	42.09	-31.91	74.00	Peak
2		8182.500	30.65	12.50	43.16	-30.84	74.00	Peak
3		8786.000	29.98	13.16	43.14	-25.06	68.20	Peak
4	*	10511.500	29.35	17.09	46.44	-21.76	68.20	Peak

Note:

1. " *", means this data is the worst emission level.
2. C.F (Correction Factor) = Antenna Factor (dB)+ Cable Loss (dB)- Preamplifier(dB).
3. Measurement(dBuV/m) = Reading(dBuV) + C.F (Correction Factor).
4.The emission levels of other frequencies are very lower than the limit and not show in test report.

EUT	AX5400 Wi-Fi 6 Router	Date of Test	2020-09-26
Factor	BBHA 9120D (1GHz~18GHz)_2020	Temp. / Humidity	23.4°C/42%
Polarity	Vertical	Site / Test Engineer	AC1 / Jay Chu
Test Mode	Transmit by 802.11a at Channel 5260MHz (CDD Mode)	Test Voltage	120V/60Hz

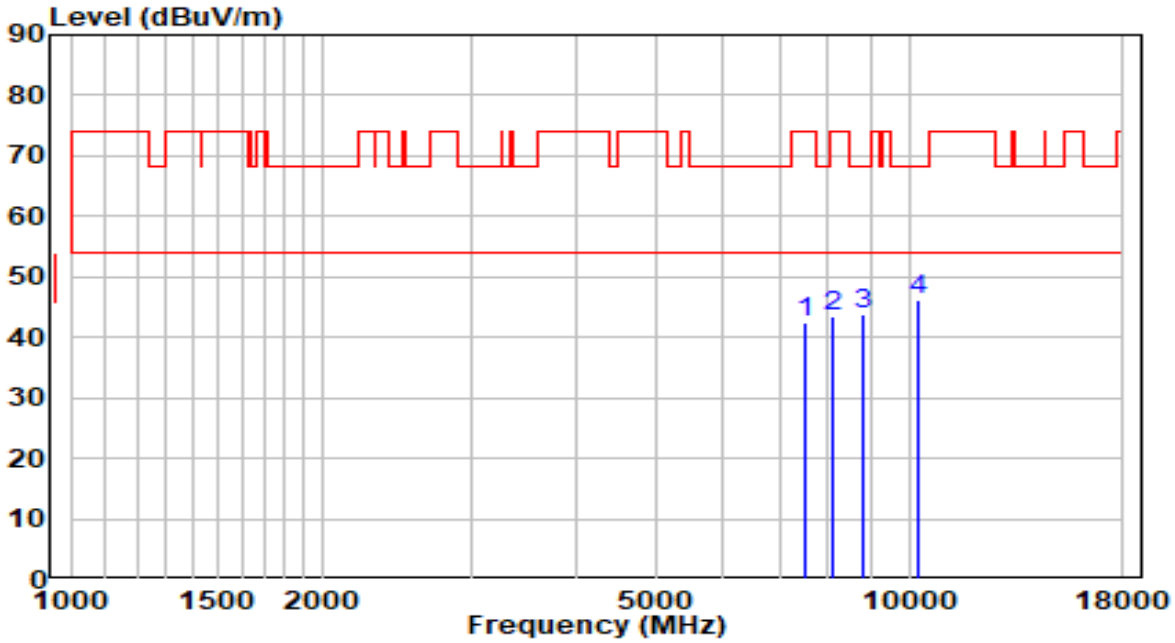

No		Frequency (MHz)	Reading (dBuV)	C.F (dB)	Measurement (dBuV/m)	Margin (dB)	Limit (dBuV/m)	Remark (QP/PK/AV)
1		7494.000	30.64	11.70	42.34	-31.66	74.00	Peak
2		8089.000	30.94	12.52	43.46	-30.54	74.00	Peak
3		8786.000	30.51	13.16	43.67	-24.53	68.20	Peak
4	*	10265.000	30.08	16.27	46.34	-21.86	68.20	Peak

Note:

1. " *", means this data is the worst emission level.
2. C.F (Correction Factor) = Antenna Factor (dB)+ Cable Loss (dB)- Preamplifier(dB).
3. Measurement(dBuV/m) = Reading(dBuV) + C.F (Correction Factor).
4.The emission levels of other frequencies are very lower than the limit and not show in test report.

EUT	AX5400 Wi-Fi 6 Router	Date of Test	2020-09-26
Factor	BBHA 9120D (1GHz~18GHz)_2020	Temp. / Humidity	23.4°C/42%
Polarity	Horizontal	Site / Test Engineer	AC1 / Jay Chu
Test Mode	Transmit by 802.11a at Channel 5300MHz (CDD Mode)	Test Voltage	120V/60Hz

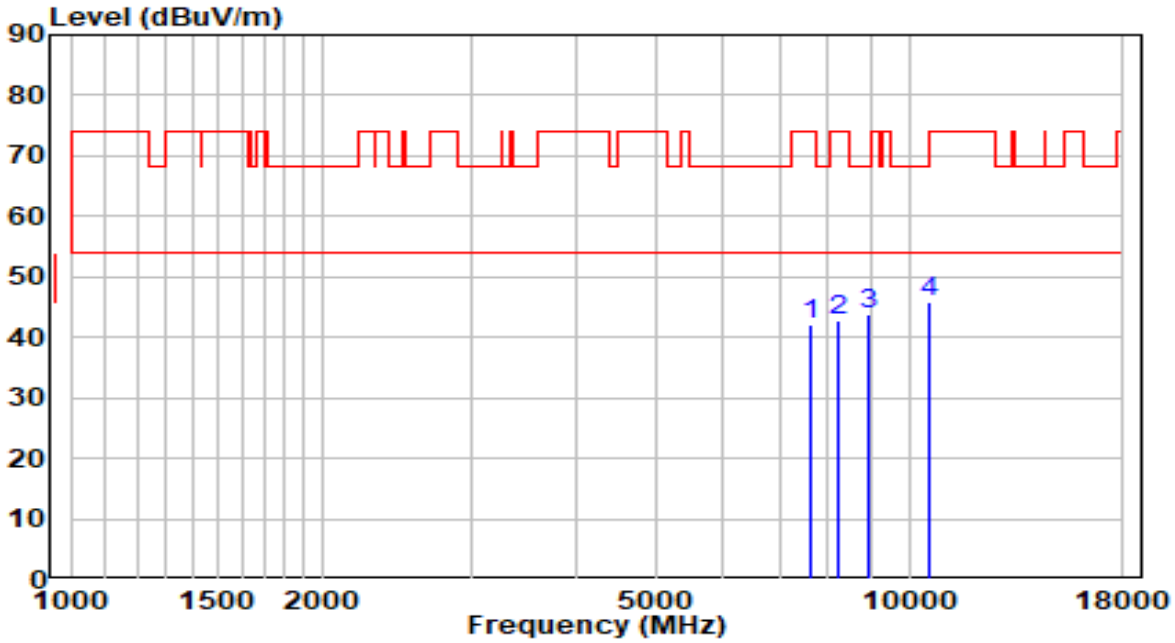

No		Frequency (MHz)	Reading (dBuV)	C.F (dB)	Measurement (dBuV/m)	Margin (dB)	Limit (dBuV/m)	Remark (QP/PK/AV)
1		7621.500	30.31	11.91	42.22	-31.78	74.00	Peak
2		8242.000	30.44	12.49	42.93	-31.07	74.00	Peak
3		8939.000	30.22	13.53	43.75	-24.45	68.20	Peak
4	*	10554.000	28.67	17.15	45.81	-22.39	68.20	Peak

Note:

1. " *", means this data is the worst emission level.
2. C.F (Correction Factor) = Antenna Factor (dB)+ Cable Loss (dB)- Preamplifier(dB).
3. Measurement(dBuV/m) = Reading(dBuV) + C.F (Correction Factor).
4.The emission levels of other frequencies are very lower than the limit and not show in test report.

EUT	AX5400 Wi-Fi 6 Router	Date of Test	2020-09-26
Factor	BBHA 9120D (1GHz~18GHz)_2020	Temp. / Humidity	23.4°C/42%
Polarity	Vertical	Site / Test Engineer	AC1 / Jay Chu
Test Mode	Transmit by 802.11a at Channel 5300MHz (CDD Mode)	Test Voltage	120V/60Hz

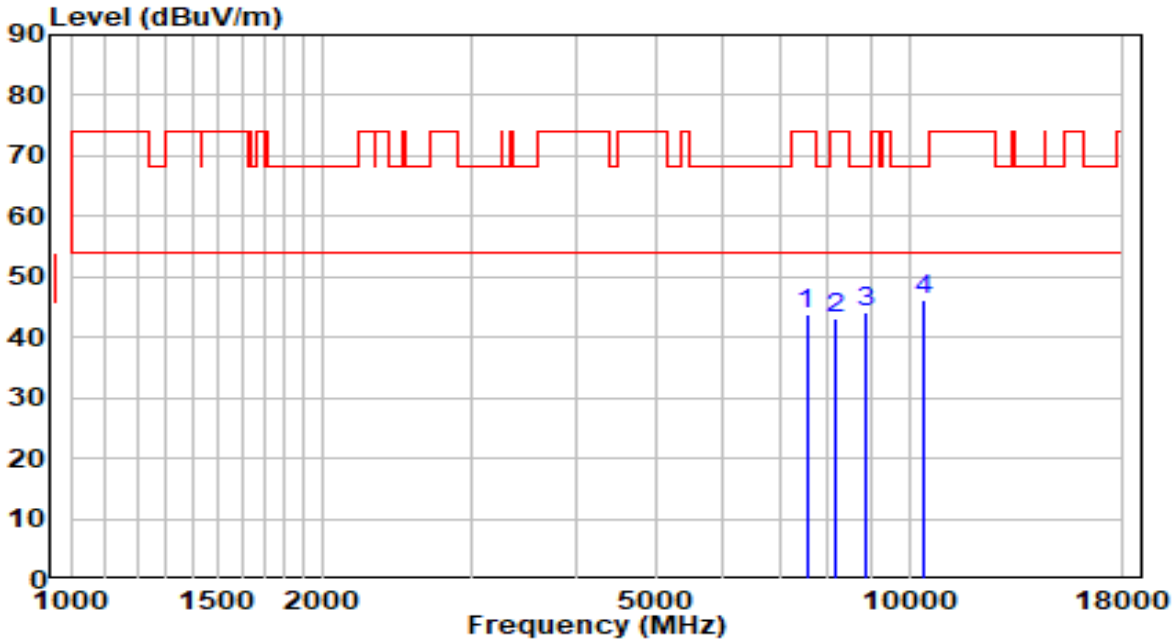

No		Frequency (MHz)	Reading (dBuV)	C.F (dB)	Measurement (dBuV/m)	Margin (dB)	Limit (dBuV/m)	Remark (QP/PK/AV)
1		7545.000	31.87	11.79	43.66	-30.34	74.00	Peak
2		8140.000	30.78	12.51	43.29	-30.71	74.00	Peak
3		8896.500	30.69	13.43	44.12	-24.08	68.20	Peak
4	*	10443.500	29.29	16.88	46.17	-22.03	68.20	Peak

Note:

1. " *", means this data is the worst emission level.
2. C.F (Correction Factor) = Antenna Factor (dB)+ Cable Loss (dB)- Preamplifier(dB).
3. Measurement(dBuV/m) = Reading(dBuV) + C.F (Correction Factor).
4.The emission levels of other frequencies are very lower than the limit and not show in test report.

EUT	AX5400 Wi-Fi 6 Router	Date of Test	2020-09-26
Factor	BBHA 9120D (1GHz~18GHz)_2020	Temp. / Humidity	23.4°C/42%
Polarity	Horizontal	Site / Test Engineer	AC1 / Jay Chu
Test Mode	Transmit by 802.11a at Channel 5320MHz (CDD Mode)	Test Voltage	120V/60Hz

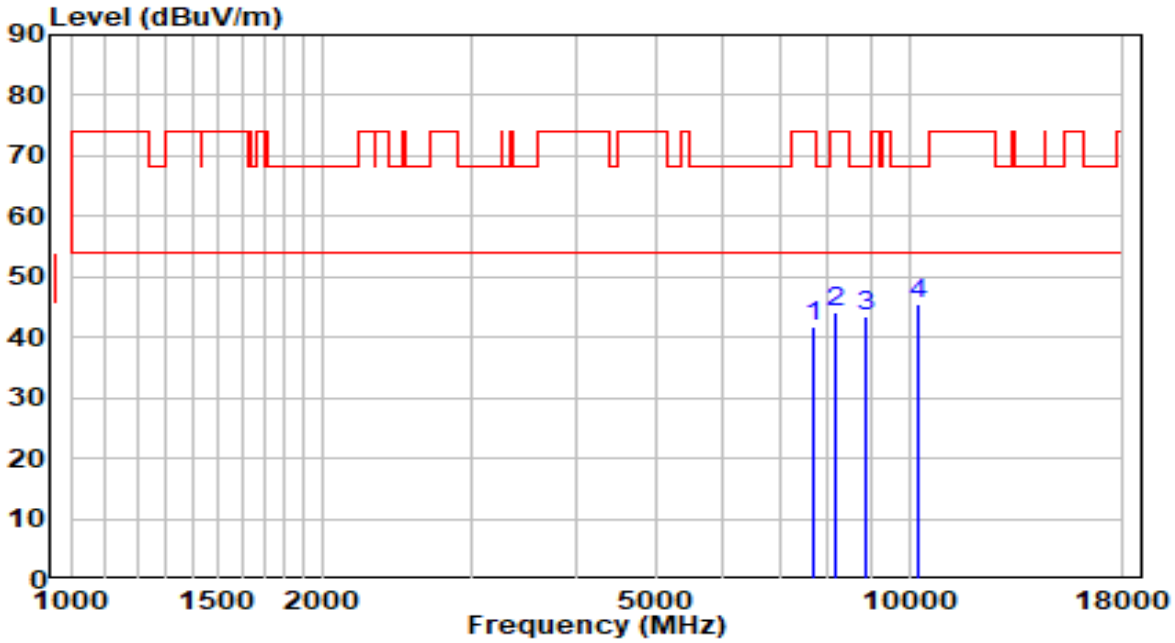

No		Frequency (MHz)	Reading (dBuV)	C.F (dB)	Measurement (dBuV/m)	Margin (dB)	Limit (dBuV/m)	Remark (QP/PK/AV)
1		7681.000	29.71	12.01	41.72	-32.28	74.00	Peak
2		8191.000	31.48	12.50	43.99	-30.01	74.00	Peak
3		8905.000	30.05	13.45	43.50	-24.70	68.20	Peak
4	*	10222.500	29.55	16.12	45.67	-22.53	68.20	Peak

Note:

1. " *", means this data is the worst emission level.
2. C.F (Correction Factor) = Antenna Factor (dB)+ Cable Loss (dB)- Preamplifier(dB).
3. Measurement(dBuV/m) = Reading(dBuV) + C.F (Correction Factor).
4.The emission levels of other frequencies are very lower than the limit and not show in test report.

EUT	AX5400 Wi-Fi 6 Router	Date of Test	2020-09-26
Factor	BBHA 9120D (1GHz~18GHz)_2020	Temp. / Humidity	23.4°C/42%
Polarity	Vertical	Site / Test Engineer	AC1 / Jay Chu
Test Mode	Transmit by 802.11a at Channel 5320MHz (CDD Mode)	Test Voltage	120V/60Hz

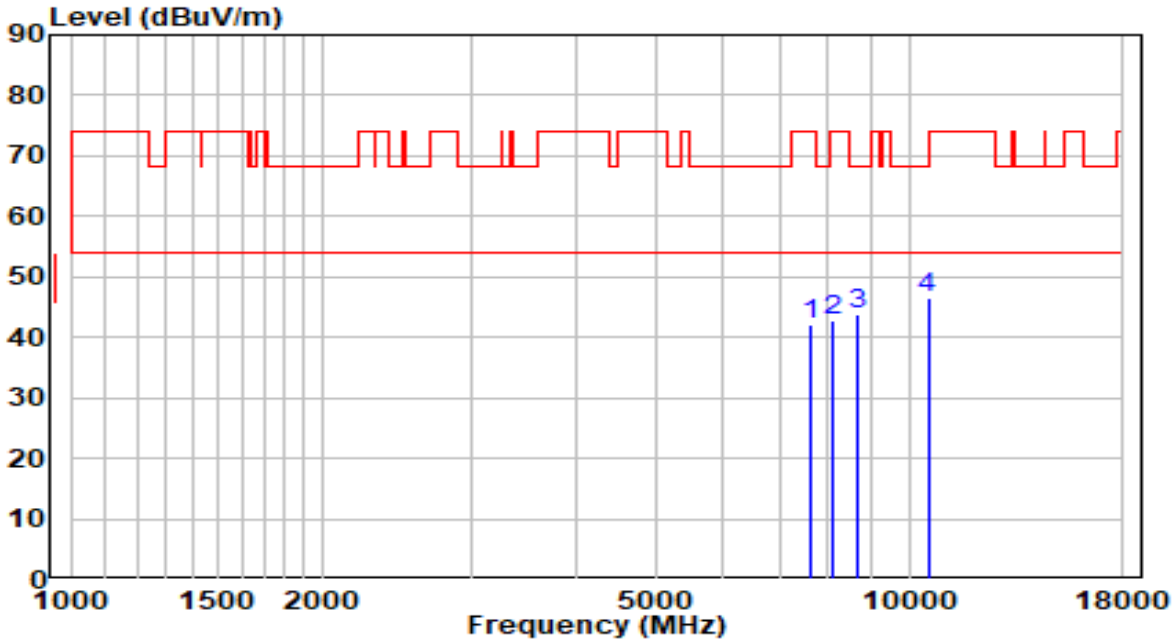

No		Frequency (MHz)	Reading (dBuV)	C.F (dB)	Measurement (dBuV/m)	Margin (dB)	Limit (dBuV/m)	Remark (QP/PK/AV)
1		7621.500	30.26	11.91	42.17	-31.83	74.00	Peak
2		8106.000	30.28	12.51	42.79	-31.21	74.00	Peak
3		8650.000	30.96	12.82	43.78	-24.42	68.20	Peak
4	*	10528.500	29.30	17.11	46.41	-21.79	68.20	Peak

Note:

1. " *", means this data is the worst emission level.
2. C.F (Correction Factor) = Antenna Factor (dB)+ Cable Loss (dB)- Preamplifier(dB).
3. Measurement(dBuV/m) = Reading(dBuV) + C.F (Correction Factor).
4.The emission levels of other frequencies are very lower than the limit and not show in test report.

EUT	AX5400 Wi-Fi 6 Router	Date of Test	2020-09-26
Factor	BBHA 9120D (1GHz~18GHz)_2020	Temp. / Humidity	23.4°C/42%
Polarity	Horizontal	Site / Test Engineer	AC1 / Jay Chu
Test Mode	Transmit by 802.11a at Channel 5500MHz (CDD Mode)	Test Voltage	120V/60Hz

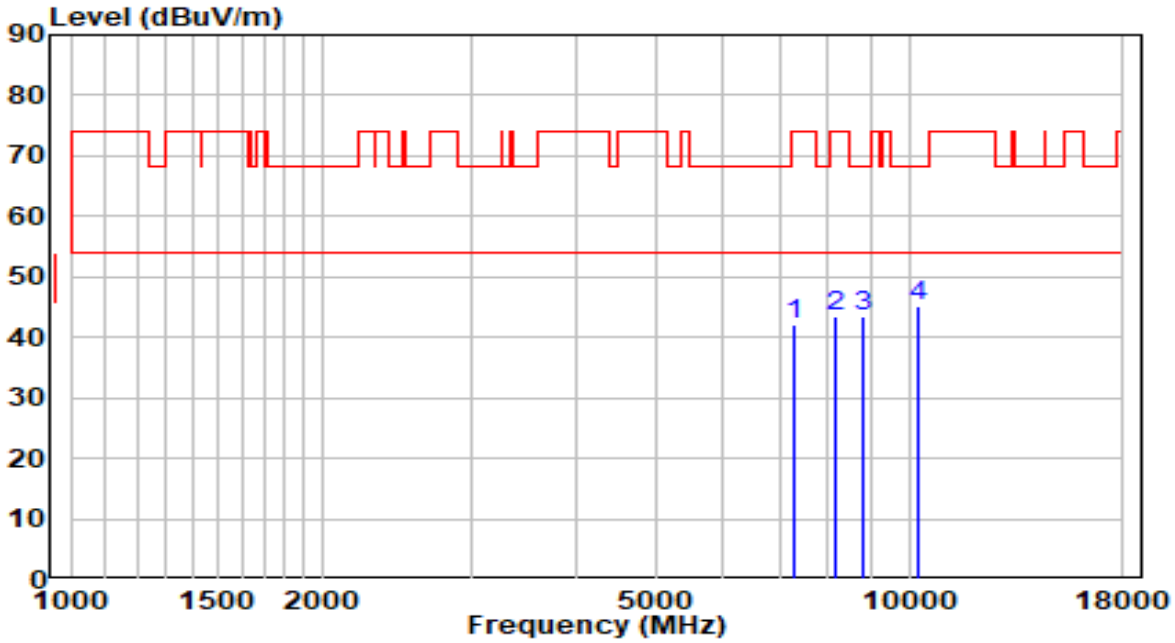

No		Frequency (MHz)	Reading (dBuV)	C.F (dB)	Measurement (dBuV/m)	Margin (dB)	Limit (dBuV/m)	Remark (QP/PK/AV)
1		7290.000	31.07	11.12	42.20	-31.80	74.00	Peak
2		8182.500	31.00	12.50	43.50	-30.50	74.00	Peak
3		8803.000	30.20	13.20	43.40	-24.80	68.20	Peak
4	*	10282.000	28.88	16.32	45.20	-23.00	68.20	Peak

Note:

1. " *", means this data is the worst emission level.
2. C.F (Correction Factor) = Antenna Factor (dB)+ Cable Loss (dB)- Preamplifier(dB).
3. Measurement(dBuV/m) = Reading(dBuV) + C.F (Correction Factor).
4.The emission levels of other frequencies are very lower than the limit and not show in test report.

EUT	AX5400 Wi-Fi 6 Router	Date of Test	2020-09-26
Factor	BBHA 9120D (1GHz~18GHz)_2020	Temp. / Humidity	23.4°C/42%
Polarity	Vertical	Site / Test Engineer	AC1 / Jay Chu
Test Mode	Transmit by 802.11a at Channel 5500MHz (CDD Mode)	Test Voltage	120V/60Hz

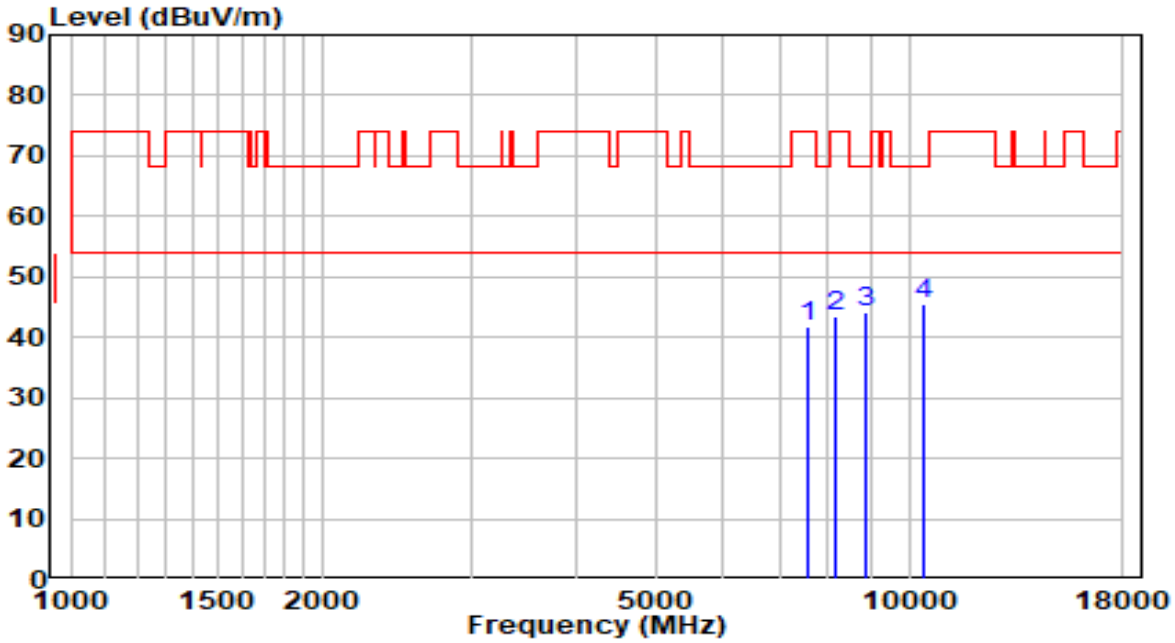

No		Frequency (MHz)	Reading (dBuV)	C.F (dB)	Measurement (dBuV/m)	Margin (dB)	Limit (dBuV/m)	Remark (QP/PK/AV)
1		7579.000	29.83	11.84	41.67	-32.33	74.00	Peak
2		8182.500	31.09	12.50	43.59	-30.41	74.00	Peak
3		8888.000	30.60	13.41	44.00	-24.20	68.20	Peak
4	*	10409.500	28.69	16.76	45.45	-22.75	68.20	Peak

Note:

1. " *", means this data is the worst emission level.
2. C.F (Correction Factor) = Antenna Factor (dB)+ Cable Loss (dB)- Preamplifier(dB).
3. Measurement(dBuV/m) = Reading(dBuV) + C.F (Correction Factor).
4.The emission levels of other frequencies are very lower than the limit and not show in test report.

EUT	AX5400 Wi-Fi 6 Router	Date of Test	2020-09-26
Factor	BBHA 9120D (1GHz~18GHz)_2020	Temp. / Humidity	23.4°C/42%
Polarity	Horizontal	Site / Test Engineer	AC1 / Jay Chu
Test Mode	Transmit by 802.11a at Channel 5580MHz (CDD Mode)	Test Voltage	120V/60Hz

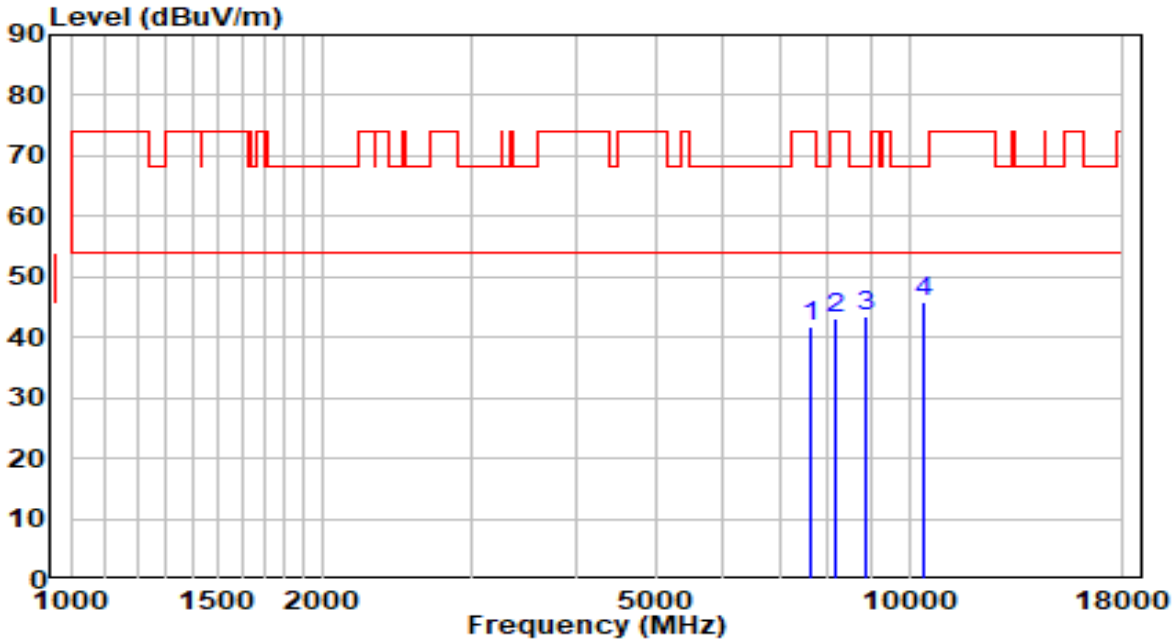

No		Frequency (MHz)	Reading (dBuV)	C.F (dB)	Measurement (dBuV/m)	Margin (dB)	Limit (dBuV/m)	Remark (QP/PK/AV)
1		7630.000	29.84	11.93	41.76	-32.24	74.00	Peak
2		8157.000	30.62	12.51	43.13	-30.87	74.00	Peak
3		8879.500	30.07	13.38	43.46	-24.74	68.20	Peak
4	*	10435.000	28.91	16.85	45.75	-22.45	68.20	Peak

Note:

1. " *", means this data is the worst emission level.
2. C.F (Correction Factor) = Antenna Factor (dB)+ Cable Loss (dB)- Preamplifier(dB).
3. Measurement(dBuV/m) = Reading(dBuV) + C.F (Correction Factor).
4.The emission levels of other frequencies are very lower than the limit and not show in test report.

EUT	AX5400 Wi-Fi 6 Router	Date of Test	2020-09-26
Factor	BBHA 9120D (1GHz~18GHz)_2020	Temp. / Humidity	23.4°C/42%
Polarity	Vertical	Site / Test Engineer	AC1 / Jay Chu
Test Mode	Transmit by 802.11a at Channel 5580MHz (CDD Mode)	Test Voltage	120V/60Hz

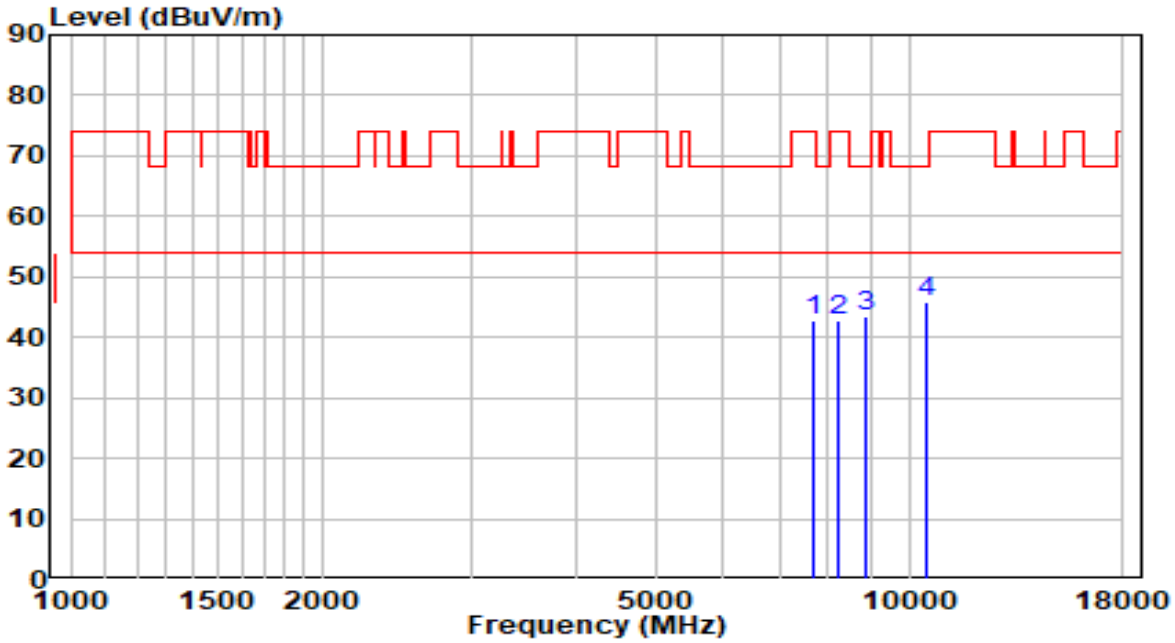

No		Frequency (MHz)	Reading (dBuV)	C.F (dB)	Measurement (dBuV/m)	Margin (dB)	Limit (dBuV/m)	Remark (QP/PK/AV)
1		7681.000	30.90	12.01	42.91	-31.09	74.00	Peak
2		8250.500	30.35	12.49	42.84	-31.16	74.00	Peak
3		8905.000	29.99	13.45	43.43	-24.77	68.20	Peak
4	*	10452.000	28.85	16.91	45.76	-22.44	68.20	Peak

Note:

1. " *", means this data is the worst emission level.
2. C.F (Correction Factor) = Antenna Factor (dB)+ Cable Loss (dB)- Preamplifier(dB).
3. Measurement(dBuV/m) = Reading(dBuV) + C.F (Correction Factor).
4.The emission levels of other frequencies are very lower than the limit and not show in test report.

EUT	AX5400 Wi-Fi 6 Router	Date of Test	2020-09-26
Factor	BBHA 9120D (1GHz~18GHz)_2020	Temp. / Humidity	23.4°C/42%
Polarity	Horizontal	Site / Test Engineer	AC1 / Jay Chu
Test Mode	Transmit by 802.11a at Channel 5700MHz (CDD Mode)	Test Voltage	120V/60Hz

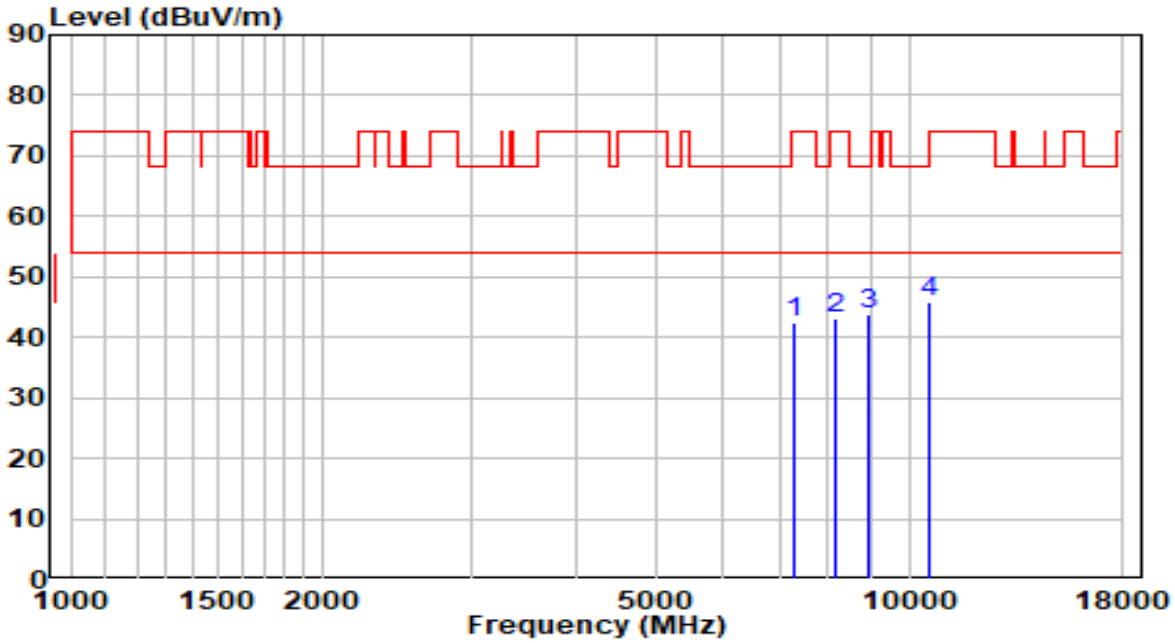

No		Frequency (MHz)	Reading (dBuV)	C.F (dB)	Measurement (dBuV/m)	Margin (dB)	Limit (dBuV/m)	Remark (QP/PK/AV)
1		7281.500	31.49	11.10	42.59	-31.41	74.00	Peak
2		8174.000	30.47	12.50	42.97	-31.03	74.00	Peak
3		8939.000	30.32	13.53	43.85	-24.35	68.20	Peak
4	*	10579.500	28.77	17.18	45.96	-22.24	68.20	Peak

Note:

1. " *", means this data is the worst emission level.
2. C.F (Correction Factor) = Antenna Factor (dB)+ Cable Loss (dB)- Preamplifier(dB).
3. Measurement(dBuV/m) = Reading(dBuV) + C.F (Correction Factor).
4.The emission levels of other frequencies are very lower than the limit and not show in test report.

EUT	AX5400 Wi-Fi 6 Router	Date of Test	2020-09-26
Factor	BBHA 9120D (1GHz~18GHz)_2020	Temp. / Humidity	23.4°C/42%
Polarity	Vertical	Site / Test Engineer	AC1 / Jay Chu
Test Mode	Transmit by 802.11a at Channel 5700MHz (CDD Mode)	Test Voltage	120V/60Hz

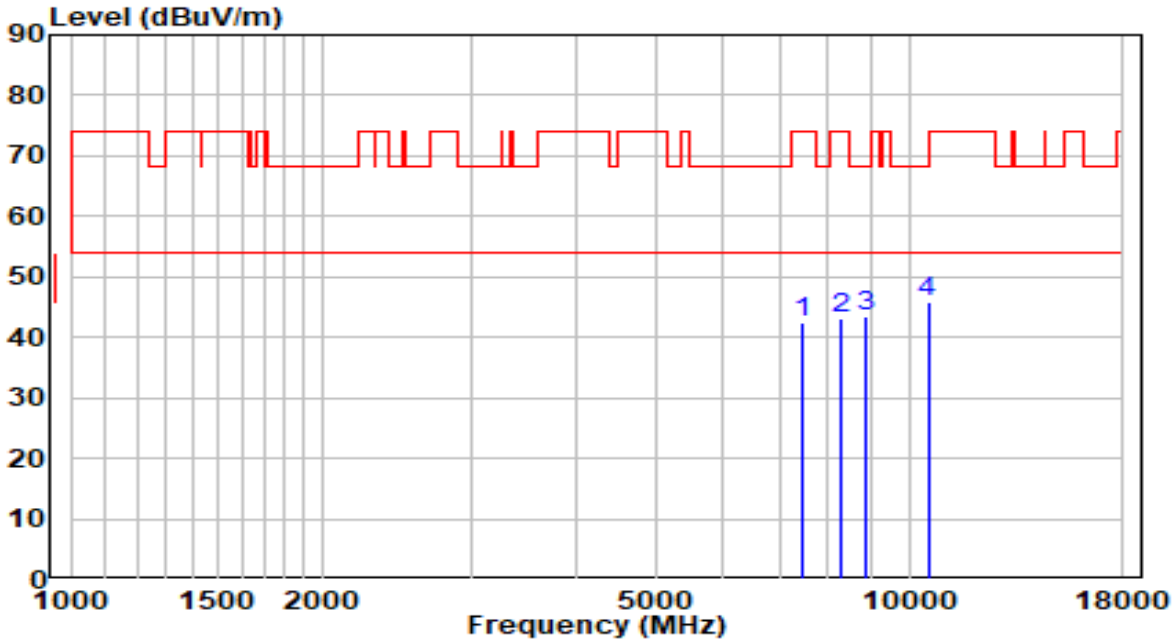

No		Frequency (MHz)	Reading (dBuV)	C.F (dB)	Measurement (dBuV/m)	Margin (dB)	Limit (dBuV/m)	Remark (QP/PK/AV)
1		7460.000	30.71	11.60	42.32	-31.68	74.00	Peak
2		8267.500	30.62	12.49	43.11	-30.89	74.00	Peak
3		8854.000	30.28	13.32	43.60	-24.60	68.20	Peak
4	*	10528.500	28.88	17.11	45.99	-22.21	68.20	Peak

Note:

1. " *", means this data is the worst emission level.
2. C.F (Correction Factor) = Antenna Factor (dB)+ Cable Loss (dB)- Preamplifier(dB).
3. Measurement(dBuV/m) = Reading(dBuV) + C.F (Correction Factor).
4.The emission levels of other frequencies are very lower than the limit and not show in test report.

EUT	AX5400 Wi-Fi 6 Router	Date of Test	2020-09-26
Factor	BBHA 9120D (1GHz~18GHz)_2020	Temp. / Humidity	23.4°C/42%
Polarity	Horizontal	Site / Test Engineer	AC1 / Jay Chu
Test Mode	Transmit by 802.11a at Channel 5720MHz (CDD Mode)	Test Voltage	120V/60Hz

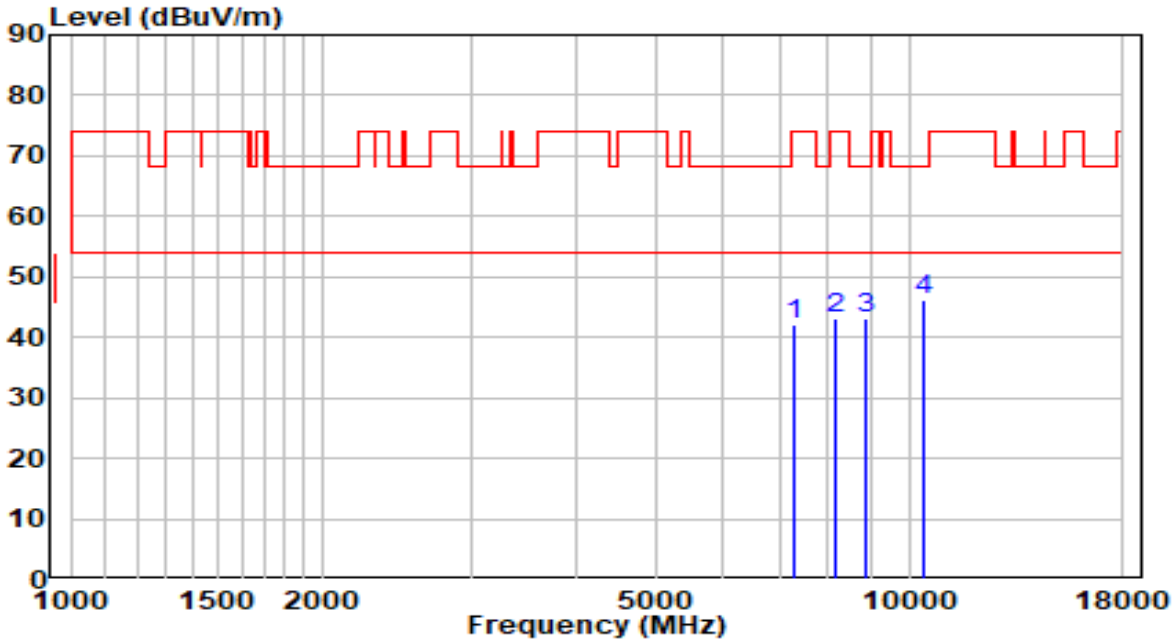

No		Frequency (MHz)	Reading (dBuV)	C.F (dB)	Measurement (dBuV/m)	Margin (dB)	Limit (dBuV/m)	Remark (QP/PK/AV)
1		7281.500	30.89	11.10	41.98	-32.02	74.00	Peak
2		8182.500	30.61	12.50	43.12	-30.88	74.00	Peak
3		8888.000	29.73	13.41	43.13	-25.07	68.20	Peak
4	*	10435.000	29.22	16.85	46.07	-22.13	68.20	Peak

Note:

1. " *", means this data is the worst emission level.
2. C.F (Correction Factor) = Antenna Factor (dB)+ Cable Loss (dB)- Preamplifier(dB).
3. Measurement(dBuV/m) = Reading(dBuV) + C.F (Correction Factor).
4.The emission levels of other frequencies are very lower than the limit and not show in test report.

EUT	AX5400 Wi-Fi 6 Router	Date of Test	2020-09-26
Factor	BBHA 9120D (1GHz~18GHz)_2020	Temp. / Humidity	23.4°C/42%
Polarity	Vertical	Site / Test Engineer	AC1 / Jay Chu
Test Mode	Transmit by 802.11a at Channel 5720MHz (CDD Mode)	Test Voltage	120V/60Hz

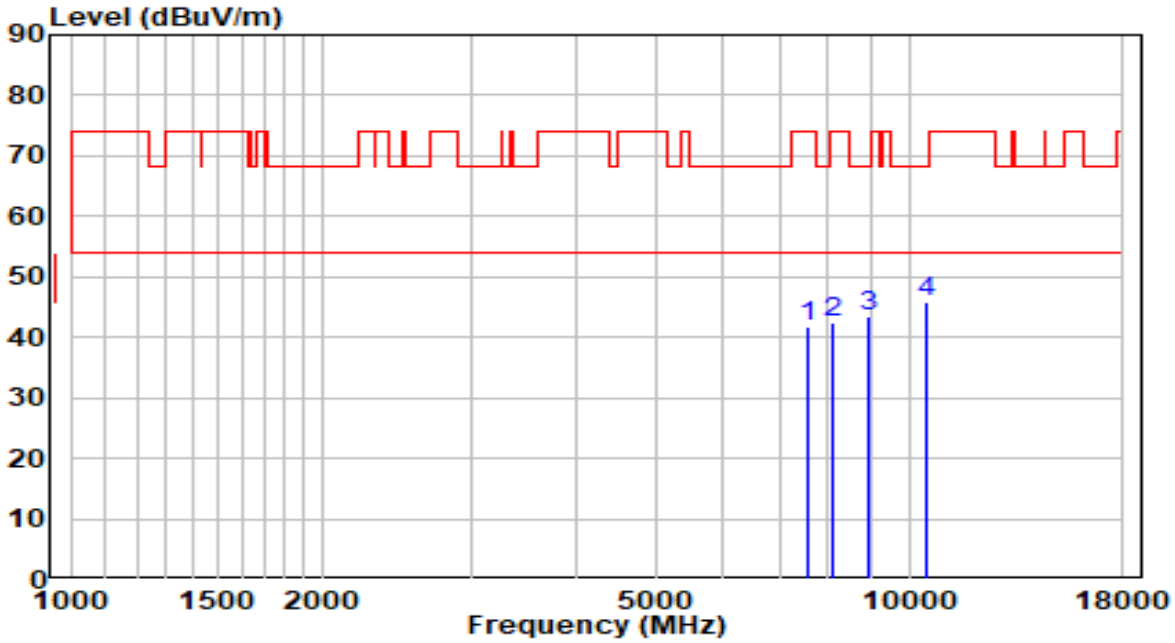

No		Frequency (MHz)	Reading (dBuV)	C.F (dB)	Measurement (dBuV/m)	Margin (dB)	Limit (dBuV/m)	Remark (QP/PK/AV)
1		7570.500	29.99	11.83	41.82	-32.18	74.00	Peak
2		8123.000	30.01	12.51	42.52	-31.48	74.00	Peak
3		8922.000	29.89	13.49	43.38	-24.82	68.20	Peak
4	*	10503.000	28.65	17.07	45.73	-22.47	68.20	Peak

Note:

1. " *", means this data is the worst emission level.
2. C.F (Correction Factor) = Antenna Factor (dB)+ Cable Loss (dB)- Preamplifier(dB).
3. Measurement(dBuV/m) = Reading(dBuV) + C.F (Correction Factor).
4.The emission levels of other frequencies are very lower than the limit and not show in test report.

EUT	AX5400 Wi-Fi 6 Router	Date of Test	2020-09-26
Factor	BBHA 9120D (1GHz~18GHz)_2020	Temp. / Humidity	23.4°C/42%
Polarity	Horizontal	Site / Test Engineer	AC1 / Jay Chu
Test Mode	Transmit by 802.11a at Channel 5745MHz (CDD Mode)	Test Voltage	120V/60Hz

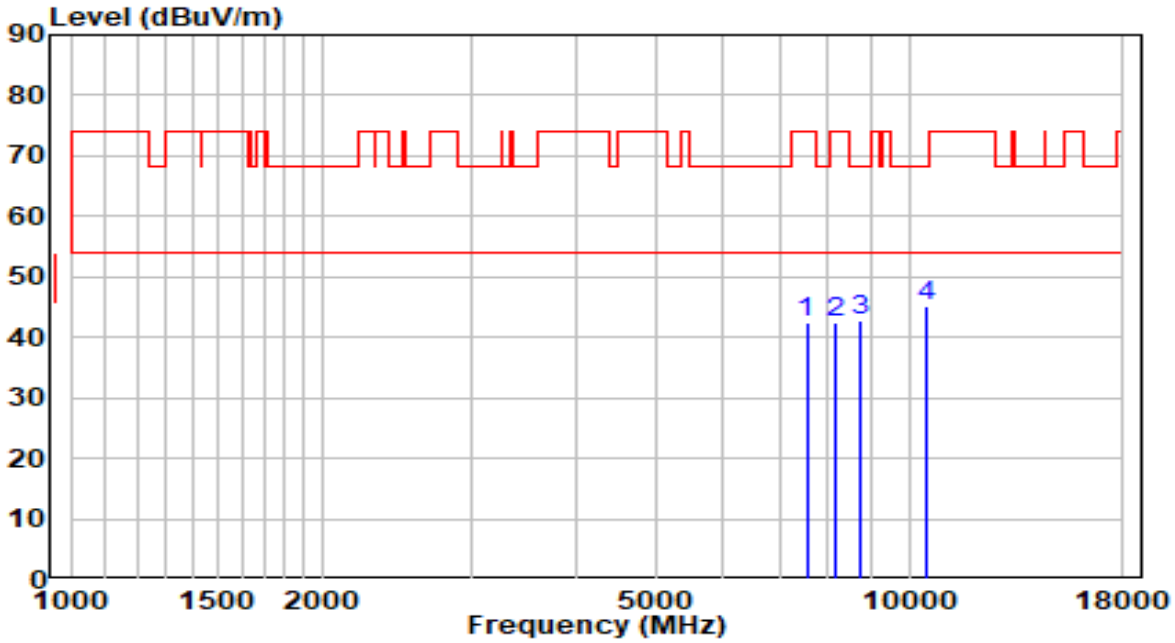

No		Frequency (MHz)	Reading (dBuV)	C.F (dB)	Measurement (dBuV/m)	Margin (dB)	Limit (dBuV/m)	Remark (QP/PK/AV)
1		7545.000	30.64	11.79	42.43	-31.57	74.00	Peak
2		8157.000	29.95	12.51	42.45	-31.55	74.00	Peak
3		8743.500	29.80	13.05	42.85	-25.35	68.20	Peak
4	*	10477.500	28.28	16.99	45.27	-22.93	68.20	Peak

Note:

1. " *", means this data is the worst emission level.
2. C.F (Correction Factor) = Antenna Factor (dB)+ Cable Loss (dB)- Preamplifier(dB).
3. Measurement(dBuV/m) = Reading(dBuV) + C.F (Correction Factor).
4.The emission levels of other frequencies are very lower than the limit and not show in test report.

EUT	AX5400 Wi-Fi 6 Router	Date of Test	2020-09-26
Factor	BBHA 9120D (1GHz~18GHz)_2020	Temp. / Humidity	23.4°C/42%
Polarity	Vertical	Site / Test Engineer	AC1 / Jay Chu
Test Mode	Transmit by 802.11a at Channel 5745MHz (CDD Mode)	Test Voltage	120V/60Hz

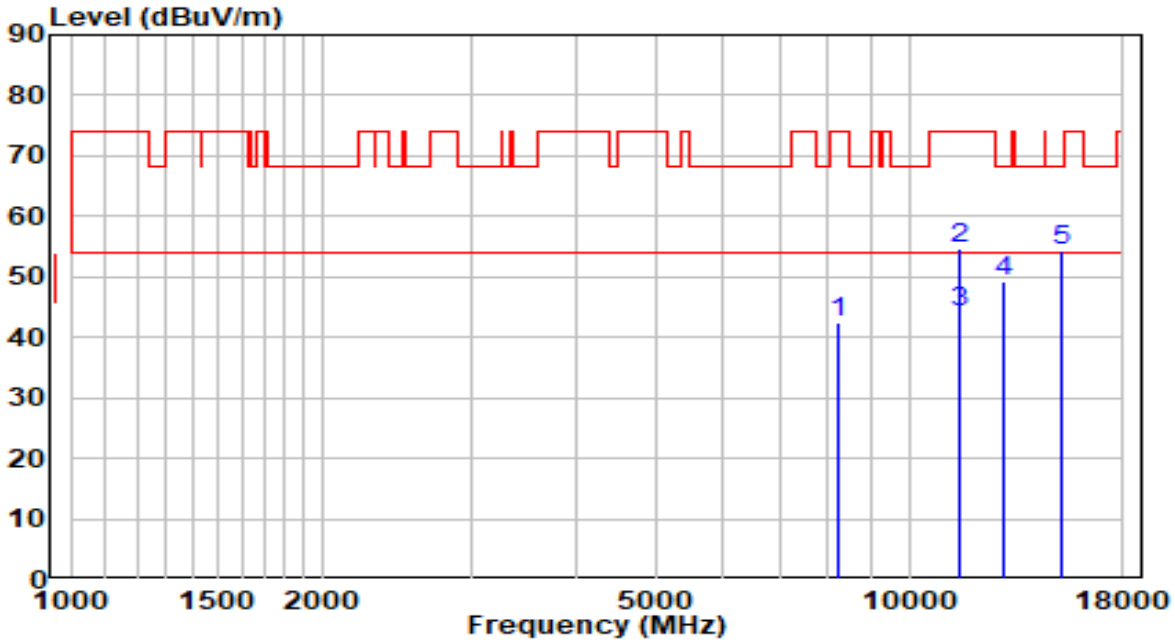

No		Frequency (MHz)	Reading (dBuV)	C.F (dB)	Measurement (dBuV/m)	Margin (dB)	Limit (dBuV/m)	Remark (QP/PK/AV)
1		8208.000	30.06	12.50	42.55	-31.45	74.00	Peak
2		11489.000	36.19	18.44	54.62	-19.38	74.00	Peak
3	*	11489.000	25.82	18.44	44.26	-9.74	54.00	Average
4		12959.500	30.17	19.18	49.35	-18.85	68.20	Peak
5		15246.000	32.92	21.47	54.39	-13.81	68.20	Peak

Note:

1. " *", means this data is the worst emission level.
2. C.F (Correction Factor) = Antenna Factor (dB)+ Cable Loss (dB)- Preamplifier(dB).
3. Measurement(dBuV/m) = Reading(dBuV) + C.F (Correction Factor).
4.The emission levels of other frequencies are very lower than the limit and not show in test report.

EUT	AX5400 Wi-Fi 6 Router	Date of Test	2020-09-26
Factor	BBHA 9120D (1GHz~18GHz)_2020	Temp. / Humidity	23.4°C/42%
Polarity	Horizontal	Site / Test Engineer	AC1 / Jay Chu
Test Mode	Transmit by 802.11a at Channel 5785MHz (CDD Mode)	Test Voltage	120V/60Hz

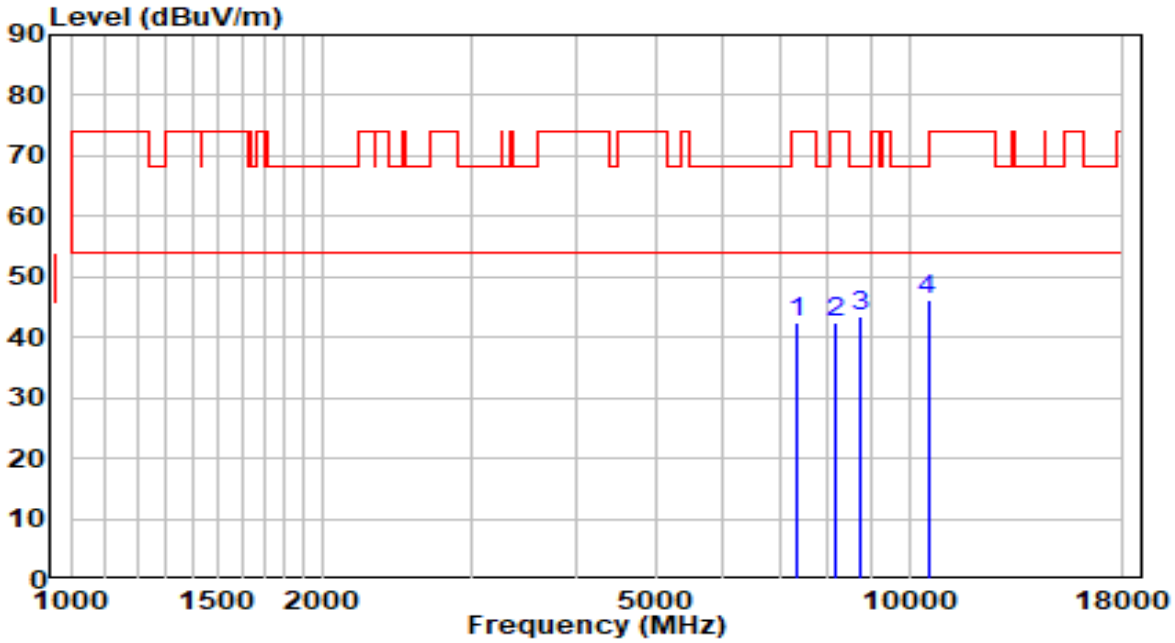

No		Frequency (MHz)	Reading (dBuV)	C.F (dB)	Measurement (dBuV/m)	Margin (dB)	Limit (dBuV/m)	Remark (QP/PK/AV)
1		7358.000	31.10	11.31	42.42	-31.58	74.00	Peak
2		8191.000	30.10	12.50	42.60	-31.40	74.00	Peak
3		8769.000	30.33	13.11	43.44	-24.76	68.20	Peak
4	*	10528.500	29.23	17.11	46.34	-21.86	68.20	Peak

Note:

1. " *", means this data is the worst emission level.
2. C.F (Correction Factor) = Antenna Factor (dB)+ Cable Loss (dB)- Preamplifier(dB).
3. Measurement(dBuV/m) = Reading(dBuV) + C.F (Correction Factor).
4.The emission levels of other frequencies are very lower than the limit and not show in test report.

EUT	AX5400 Wi-Fi 6 Router	Date of Test	2020-09-26
Factor	BBHA 9120D (1GHz~18GHz)_2020	Temp. / Humidity	23.4°C/42%
Polarity	Vertical	Site / Test Engineer	AC1 / Jay Chu
Test Mode	Transmit by 802.11a at Channel 5785MHz (CDD Mode)	Test Voltage	120V/60Hz

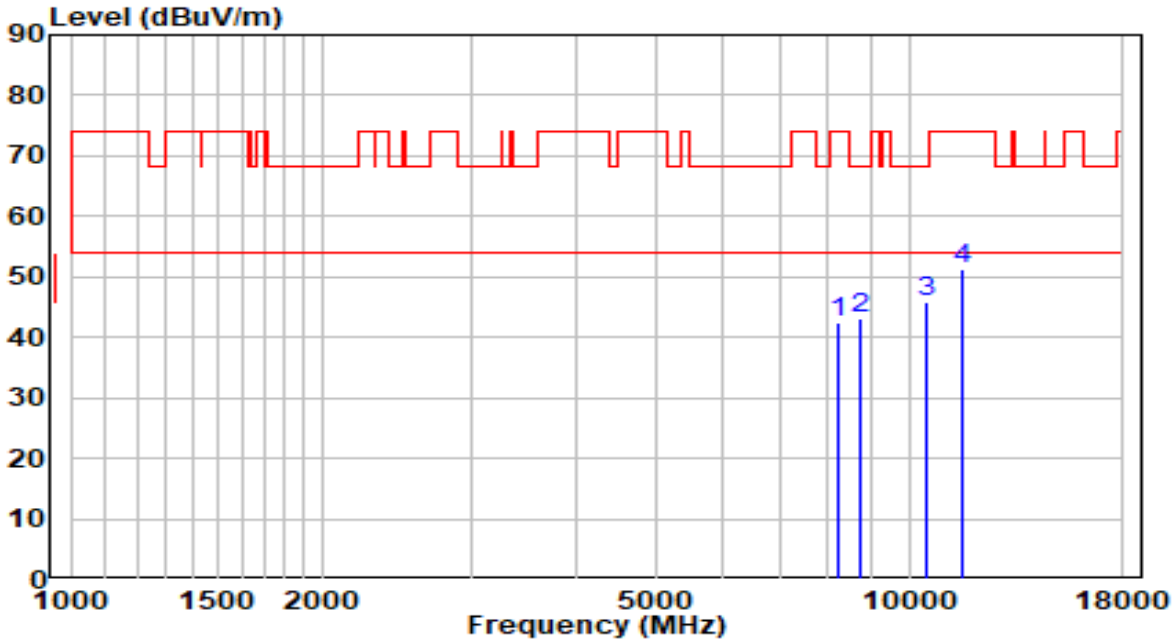

No		Frequency (MHz)	Reading (dBuV)	C.F (dB)	Measurement (dBuV/m)	Margin (dB)	Limit (dBuV/m)	Remark (QP/PK/AV)
1		8216.500	29.93	12.50	42.43	-31.57	74.00	Peak
2		8743.500	30.07	13.05	43.12	-25.08	68.20	Peak
3	*	10452.000	28.94	16.91	45.85	-22.35	68.20	Peak
4		11557.000	32.82	18.38	51.20	-22.80	74.00	Peak

Note:

1. " *", means this data is the worst emission level.
2. C.F (Correction Factor) = Antenna Factor (dB)+ Cable Loss (dB)- Preamplifier(dB).
3. Measurement(dBuV/m) = Reading(dBuV) + C.F (Correction Factor).
4.The emission levels of other frequencies are very lower than the limit and not show in test report.

EUT	AX5400 Wi-Fi 6 Router	Date of Test	2020-09-26
Factor	BBHA 9120D (1GHz~18GHz)_2020	Temp. / Humidity	23.4°C/42%
Polarity	Horizontal	Site / Test Engineer	AC1 / Jay Chu
Test Mode	Transmit by 802.11a at Channel 5825MHz (CDD Mode)	Test Voltage	120V/60Hz

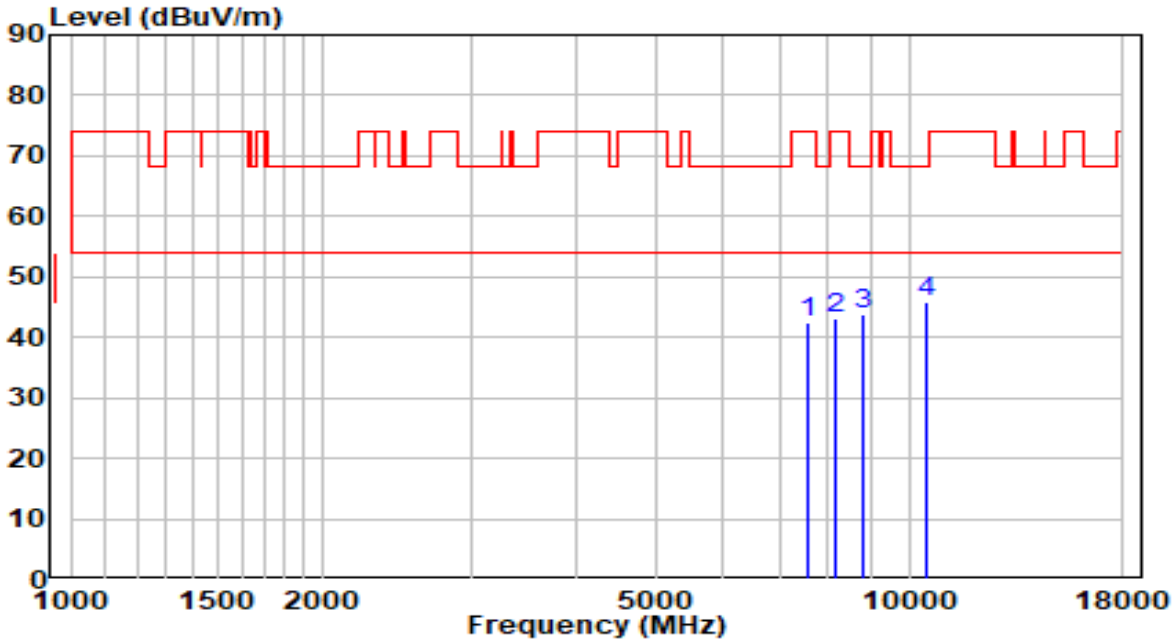

No		Frequency (MHz)	Reading (dBuV)	C.F (dB)	Measurement (dBuV/m)	Margin (dB)	Limit (dBuV/m)	Remark (QP/PK/AV)
1		7596.000	30.45	11.87	42.32	-31.68	74.00	Peak
2		8182.500	30.59	12.50	43.09	-30.91	74.00	Peak
3		8820.000	30.42	13.24	43.66	-24.54	68.20	Peak
4	*	10460.500	29.07	16.93	46.01	-22.19	68.20	Peak

Note:

1. " *", means this data is the worst emission level.
2. C.F (Correction Factor) = Antenna Factor (dB)+ Cable Loss (dB)- Preamplifier(dB).
3. Measurement(dBuV/m) = Reading(dBuV) + C.F (Correction Factor).
4.The emission levels of other frequencies are very lower than the limit and not show in test report.

EUT	AX5400 Wi-Fi 6 Router	Date of Test	2020-09-26
Factor	BBHA 9120D (1GHz~18GHz)_2020	Temp. / Humidity	23.4°C/42%
Polarity	Vertical	Site / Test Engineer	AC1 / Jay Chu
Test Mode	Transmit by 802.11a at Channel 5825MHz (CDD Mode)	Test Voltage	120V/60Hz

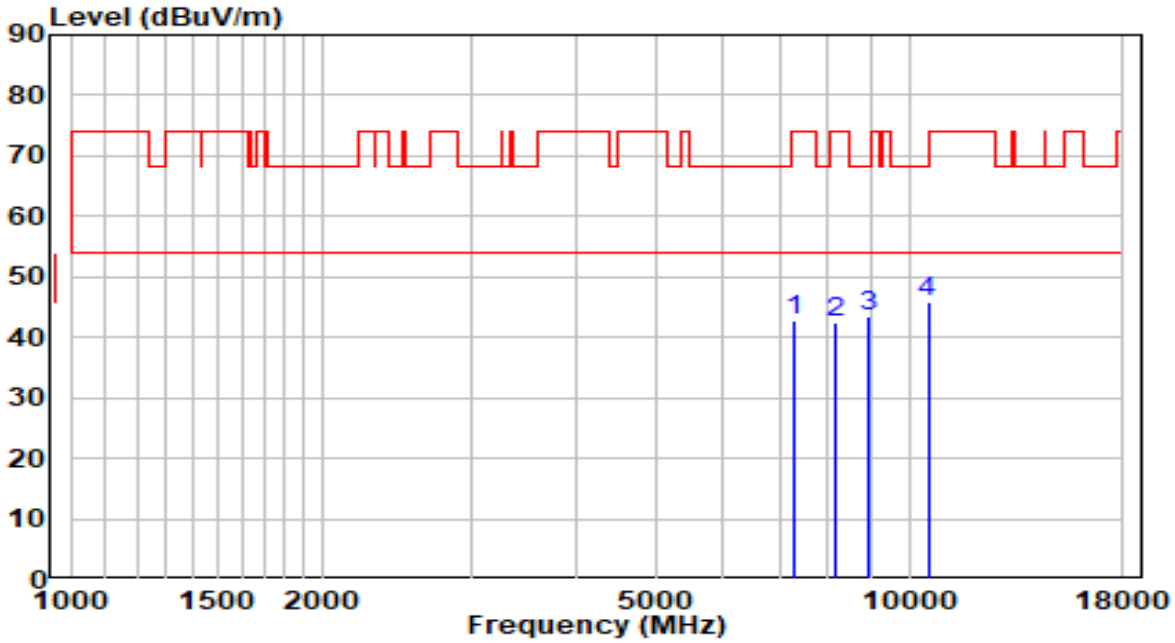

No		Frequency (MHz)	Reading (dBuV)	C.F (dB)	Measurement (dBuV/m)	Margin (dB)	Limit (dBuV/m)	Remark (QP/PK/AV)
1		7281.500	31.64	11.10	42.74	-31.26	74.00	Peak
2		8182.500	30.06	12.50	42.56	-31.44	74.00	Peak
3		8956.000	29.82	13.57	43.40	-24.80	68.20	Peak
4	*	10528.500	28.84	17.11	45.95	-22.25	68.20	Peak

Note:

1. " *", means this data is the worst emission level.
2. C.F (Correction Factor) = Antenna Factor (dB)+ Cable Loss (dB)- Preamplifier(dB).
3. Measurement(dBuV/m) = Reading(dBuV) + C.F (Correction Factor).
4.The emission levels of other frequencies are very lower than the limit and not show in test report.

EUT	AX5400 Wi-Fi 6 Router	Date of Test	2020-09-26
Factor	BBHA 9120D (1GHz~18GHz)_2020	Temp. / Humidity	23.4°C/42%
Polarity	Horizontal	Site / Test Engineer	AC1 / Jay Chu
Test Mode	Transmit by 802.11ac-VHT20 at Channel 5180MHz (CDD Mode)	Test Voltage	120V/60Hz

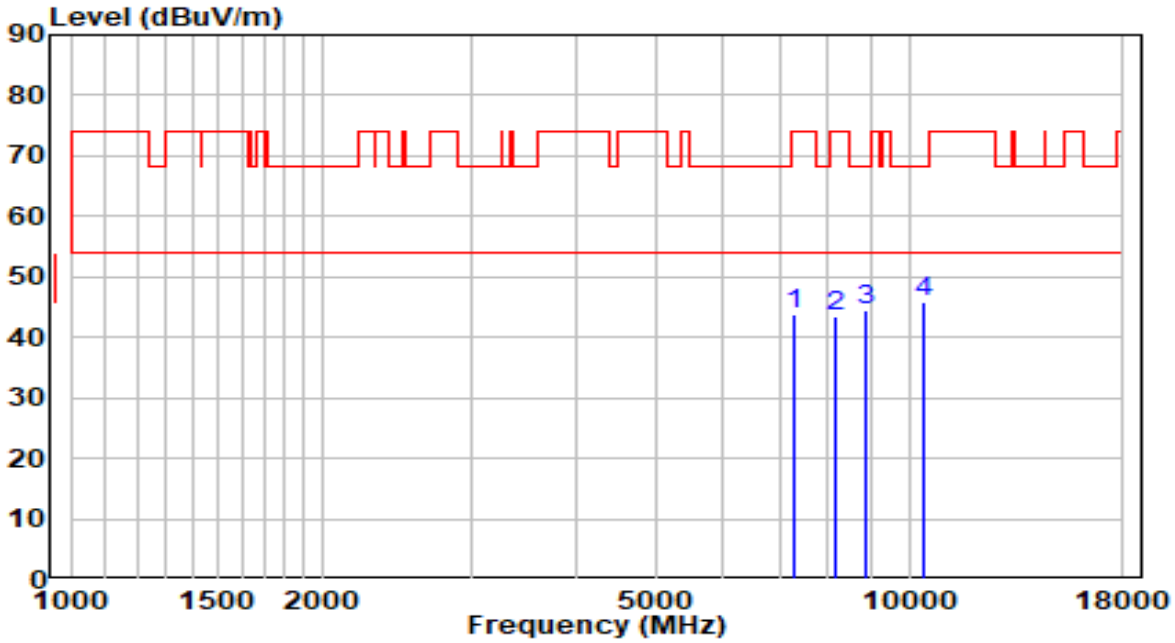

No		Frequency (MHz)	Reading (dBuV)	C.F (dB)	Measurement (dBuV/m)	Margin (dB)	Limit (dBuV/m)	Remark (QP/PK/AV)
1		7315.500	32.49	11.19	43.68	-30.32	74.00	Peak
2		8174.000	31.05	12.50	43.55	-30.45	74.00	Peak
3		8879.500	31.11	13.38	44.50	-23.70	68.20	Peak
4	*	10443.500	29.10	16.88	45.97	-22.23	68.20	Peak

Note:

1. " *", means this data is the worst emission level.
2. C.F (Correction Factor) = Antenna Factor (dB)+ Cable Loss (dB)- Preamplifier(dB).
3. Measurement(dBuV/m) = Reading(dBuV) + C.F (Correction Factor).
4.The emission levels of other frequencies are very lower than the limit and not show in test report.

EUT	AX5400 Wi-Fi 6 Router	Date of Test	2020-09-26
Factor	BBHA 9120D (1GHz~18GHz)_2020	Temp. / Humidity	23.4°C/42%
Polarity	Vertical	Site / Test Engineer	AC1 / Jay Chu
Test Mode	Transmit by 802.11ac-VHT20 at Channel 5180MHz (CDD Mode)	Test Voltage	120V/60Hz

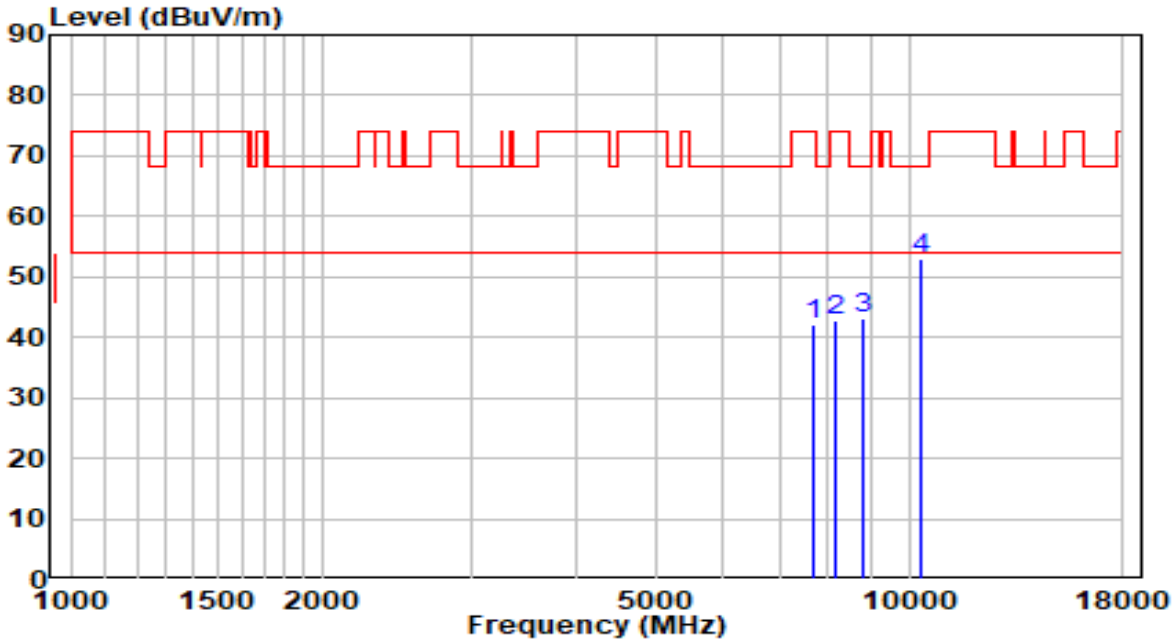

No		Frequency (MHz)	Reading (dBuV)	C.F (dB)	Measurement (dBuV/m)	Margin (dB)	Limit (dBuV/m)	Remark (QP/PK/AV)
1		7664.000	30.20	11.98	42.19	-31.81	74.00	Peak
2		8182.500	30.35	12.50	42.85	-31.15	74.00	Peak
3		8828.500	29.87	13.26	43.13	-25.07	68.20	Peak
4	*	10358.500	36.39	16.59	52.98	-15.22	68.20	Peak

Note:

1. " *", means this data is the worst emission level.
2. C.F (Correction Factor) = Antenna Factor (dB)+ Cable Loss (dB)- Preamplifier(dB).
3. Measurement(dBuV/m) = Reading(dBuV) + C.F (Correction Factor).
4.The emission levels of other frequencies are very lower than the limit and not show in test report.

EUT	AX5400 Wi-Fi 6 Router	Date of Test	2020-09-26
Factor	BBHA 9120D (1GHz~18GHz)_2020	Temp. / Humidity	23.4°C/42%
Polarity	Horizontal	Site / Test Engineer	AC1 / Jay Chu
Test Mode	Transmit by 802.11ac-VHT20 at Channel 5220MHz (CDD Mode)	Test Voltage	120V/60Hz

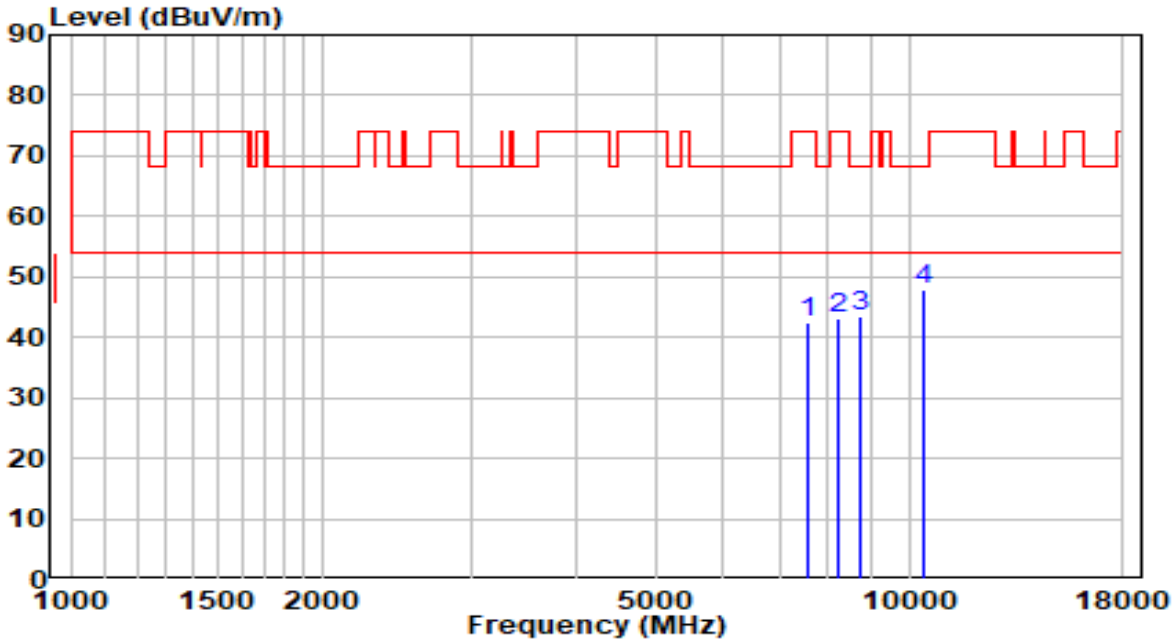

No		Frequency (MHz)	Reading (dBuV)	C.F (dB)	Measurement (dBuV/m)	Margin (dB)	Limit (dBuV/m)	Remark (QP/PK/AV)
1		7570.500	30.70	11.83	42.53	-31.47	74.00	Peak
2		8242.000	30.47	12.49	42.96	-31.04	74.00	Peak
3		8743.500	30.45	13.05	43.50	-24.70	68.20	Peak
4	*	10443.500	31.01	16.88	47.89	-20.31	68.20	Peak

Note:

1. " *", means this data is the worst emission level.
2. C.F (Correction Factor) = Antenna Factor (dB)+ Cable Loss (dB)- Preamplifier(dB).
3. Measurement(dBuV/m) = Reading(dBuV) + C.F (Correction Factor).
4.The emission levels of other frequencies are very lower than the limit and not show in test report.

EUT	AX5400 Wi-Fi 6 Router	Date of Test	2020-09-26
Factor	BBHA 9120D (1GHz~18GHz)_2020	Temp. / Humidity	23.4°C/42%
Polarity	Vertical	Site / Test Engineer	AC1 / Jay Chu
Test Mode	Transmit by 802.11ac-VHT20 at Channel 5220MHz (CDD Mode)	Test Voltage	120V/60Hz

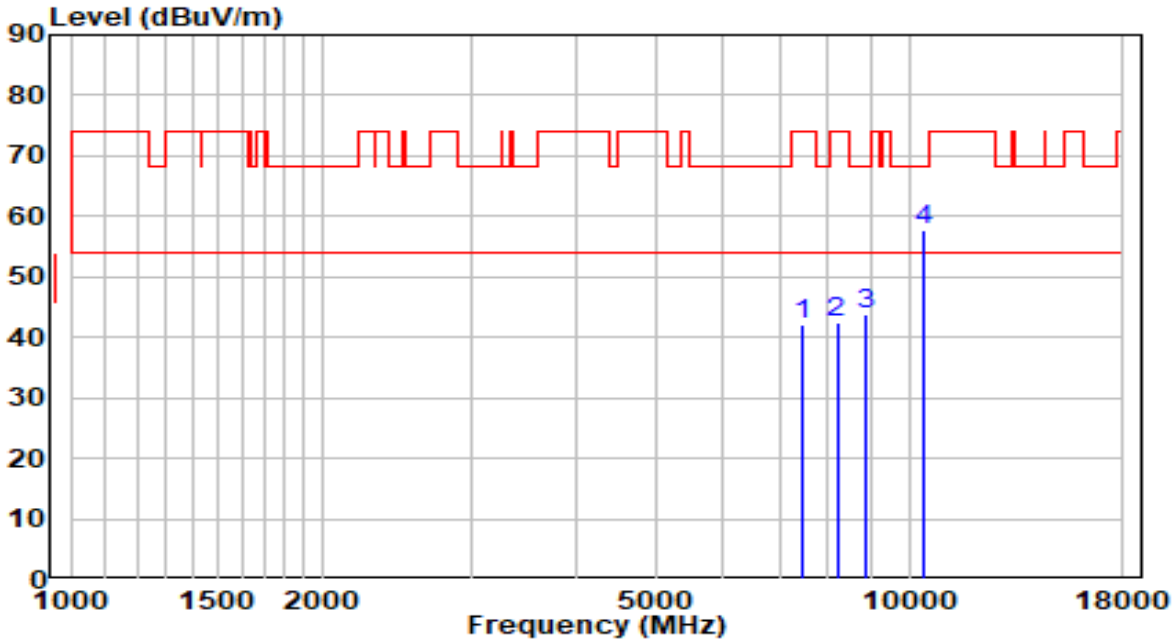

No		Frequency (MHz)	Reading (dBuV)	C.F (dB)	Measurement (dBuV/m)	Margin (dB)	Limit (dBuV/m)	Remark (QP/PK/AV)
1		7485.500	30.32	11.67	41.99	-32.01	74.00	Peak
2		8199.500	29.95	12.50	42.45	-31.55	74.00	Peak
3		8896.500	30.29	13.43	43.71	-24.49	68.20	Peak
4	*	10443.500	40.70	16.88	57.58	-10.62	68.20	Peak

Note:

1. " *", means this data is the worst emission level.
2. C.F (Correction Factor) = Antenna Factor (dB)+ Cable Loss (dB)- Preamplifier(dB).
3. Measurement(dBuV/m) = Reading(dBuV) + C.F (Correction Factor).
4.The emission levels of other frequencies are very lower than the limit and not show in test report.

EUT	AX5400 Wi-Fi 6 Router	Date of Test	2020-09-26
Factor	BBHA 9120D (1GHz~18GHz)_2020	Temp. / Humidity	23.4°C/42%
Polarity	Horizontal	Site / Test Engineer	AC1 / Jay Chu
Test Mode	Transmit by 802.11ac-VHT20 at Channel 5240MHz (CDD Mode)	Test Voltage	120V/60Hz

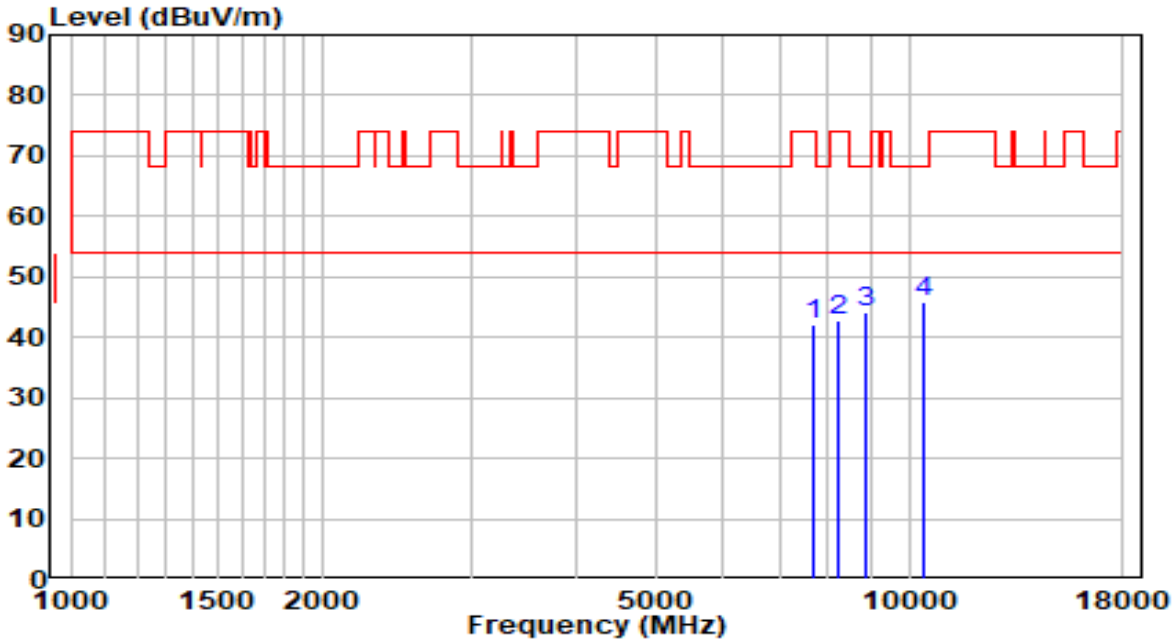

No		Frequency (MHz)	Reading (dBuV)	C.F (dB)	Measurement (dBuV/m)	Margin (dB)	Limit (dBuV/m)	Remark (QP/PK/AV)
1		7681.000	30.22	12.01	42.23	-31.77	74.00	Peak
2		8233.500	30.35	12.49	42.85	-31.15	74.00	Peak
3		8888.000	30.60	13.41	44.01	-24.19	68.20	Peak
4	*	10375.500	29.28	16.64	45.93	-22.27	68.20	Peak

Note:

1. " *", means this data is the worst emission level.
2. C.F (Correction Factor) = Antenna Factor (dB)+ Cable Loss (dB)- Preamplifier(dB).
3. Measurement(dBuV/m) = Reading(dBuV) + C.F (Correction Factor).
4.The emission levels of other frequencies are very lower than the limit and not show in test report.

EUT	AX5400 Wi-Fi 6 Router	Date of Test	2020-09-26
Factor	BBHA 9120D (1GHz~18GHz)_2020	Temp. / Humidity	23.4°C/42%
Polarity	Vertical	Site / Test Engineer	AC1 / Jay Chu
Test Mode	Transmit by 802.11ac-VHT20 at Channel 5240MHz (CDD Mode)	Test Voltage	120V/60Hz

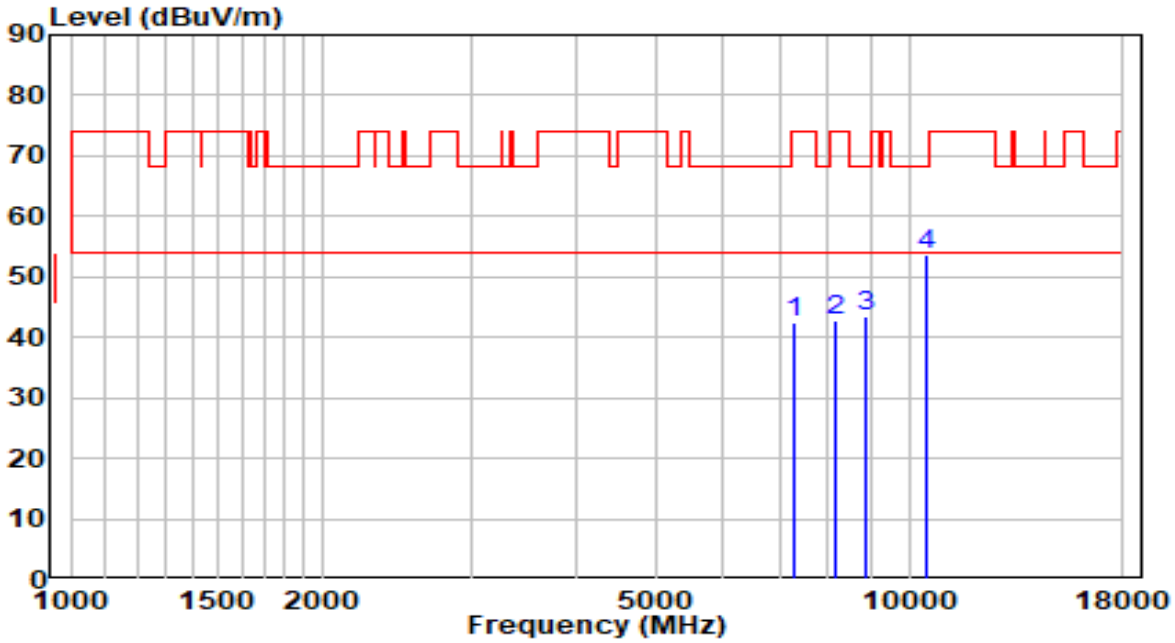

No		Frequency (MHz)	Reading (dBuV)	C.F (dB)	Measurement (dBuV/m)	Margin (dB)	Limit (dBuV/m)	Remark (QP/PK/AV)
1		7290.000	31.29	11.12	42.41	-31.59	74.00	Peak
2		8174.000	30.43	12.50	42.93	-31.07	74.00	Peak
3		8862.500	30.24	13.34	43.59	-24.61	68.20	Peak
4	*	10477.500	36.76	16.99	53.76	-14.44	68.20	Peak

Note:

1. " *", means this data is the worst emission level.
2. C.F (Correction Factor) = Antenna Factor (dB)+ Cable Loss (dB)- Preamplifier(dB).
3. Measurement(dBuV/m) = Reading(dBuV) + C.F (Correction Factor).
4.The emission levels of other frequencies are very lower than the limit and not show in test report.

EUT	AX5400 Wi-Fi 6 Router	Date of Test	2020-09-26
Factor	BBHA 9120D (1GHz~18GHz)_2020	Temp. / Humidity	23.4°C/42%
Polarity	Horizontal	Site / Test Engineer	AC1 / Jay Chu
Test Mode	Transmit by 802.11ac-VHT20 at Channel 5260MHz (CDD Mode)	Test Voltage	120V/60Hz

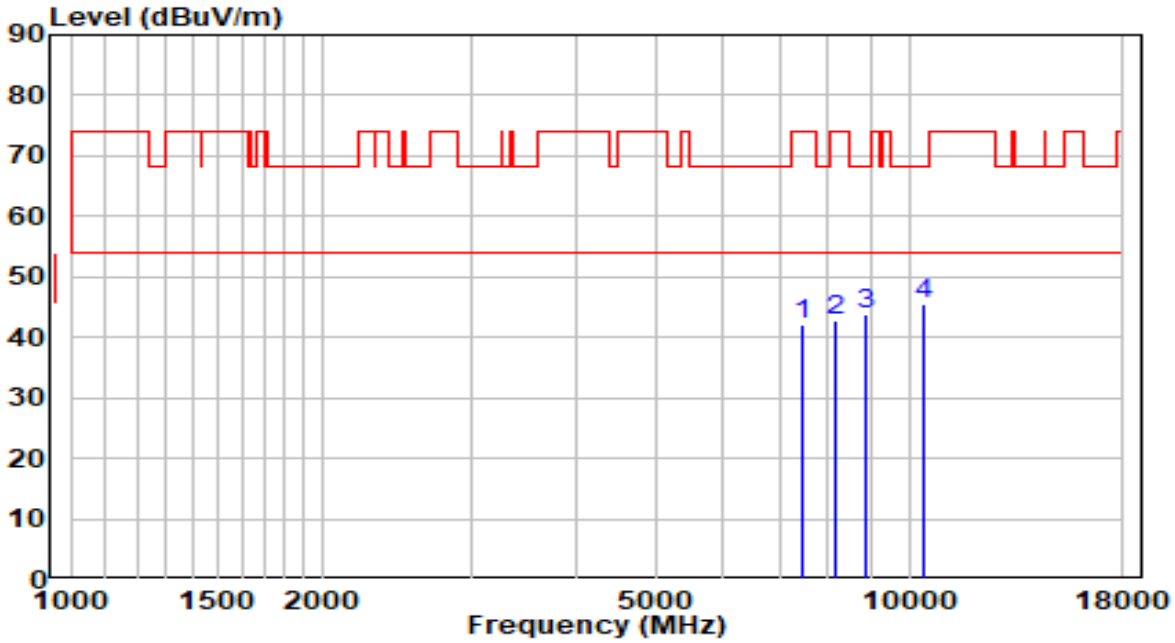

No		Frequency (MHz)	Reading (dBuV)	C.F (dB)	Measurement (dBuV/m)	Margin (dB)	Limit (dBuV/m)	Remark (QP/PK/AV)
1		7443.000	30.68	11.55	42.23	-31.77	74.00	Peak
2		8182.500	30.33	12.50	42.83	-31.17	74.00	Peak
3		8871.000	30.39	13.36	43.76	-24.44	68.20	Peak
4	*	10443.500	28.74	16.88	45.61	-22.59	68.20	Peak

Note:

1. " *", means this data is the worst emission level.
2. C.F (Correction Factor) = Antenna Factor (dB)+ Cable Loss (dB)- Preamplifier(dB).
3. Measurement(dBuV/m) = Reading(dBuV) + C.F (Correction Factor).
4.The emission levels of other frequencies are very lower than the limit and not show in test report.

EUT	AX5400 Wi-Fi 6 Router	Date of Test	2020-09-26
Factor	BBHA 9120D (1GHz~18GHz)_2020	Temp. / Humidity	23.4°C/42%
Polarity	Vertical	Site / Test Engineer	AC1 / Jay Chu
Test Mode	Transmit by 802.11ac-VHT20 at Channel 5260MHz (CDD Mode)	Test Voltage	120V/60Hz

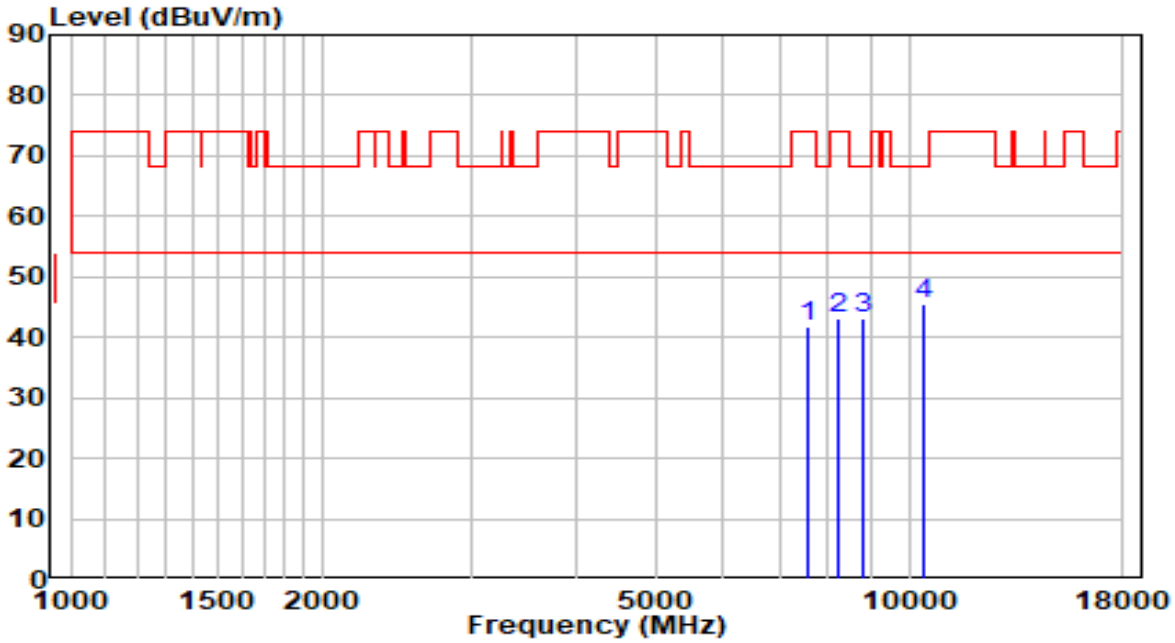

No		Frequency (MHz)	Reading (dBuV)	C.F (dB)	Measurement (dBuV/m)	Margin (dB)	Limit (dBuV/m)	Remark (QP/PK/AV)
1		7570.500	30.11	11.83	41.94	-32.06	74.00	Peak
2		8216.500	30.50	12.50	42.99	-31.01	74.00	Peak
3		8837.000	29.75	13.28	43.03	-25.17	68.20	Peak
4	*	10426.500	28.55	16.82	45.36	-22.84	68.20	Peak

Note:

1. " *", means this data is the worst emission level.
2. C.F (Correction Factor) = Antenna Factor (dB)+ Cable Loss (dB)- Preamplifier(dB).
3. Measurement(dBuV/m) = Reading(dBuV) + C.F (Correction Factor).
4.The emission levels of other frequencies are very lower than the limit and not show in test report.

EUT	AX5400 Wi-Fi 6 Router	Date of Test	2020-09-26
Factor	BBHA 9120D (1GHz~18GHz)_2020	Temp. / Humidity	23.4°C/42%
Polarity	Horizontal	Site / Test Engineer	AC1 / Jay Chu
Test Mode	Transmit by 802.11ac-VHT20 at Channel 5300MHz (CDD Mode)	Test Voltage	120V/60Hz

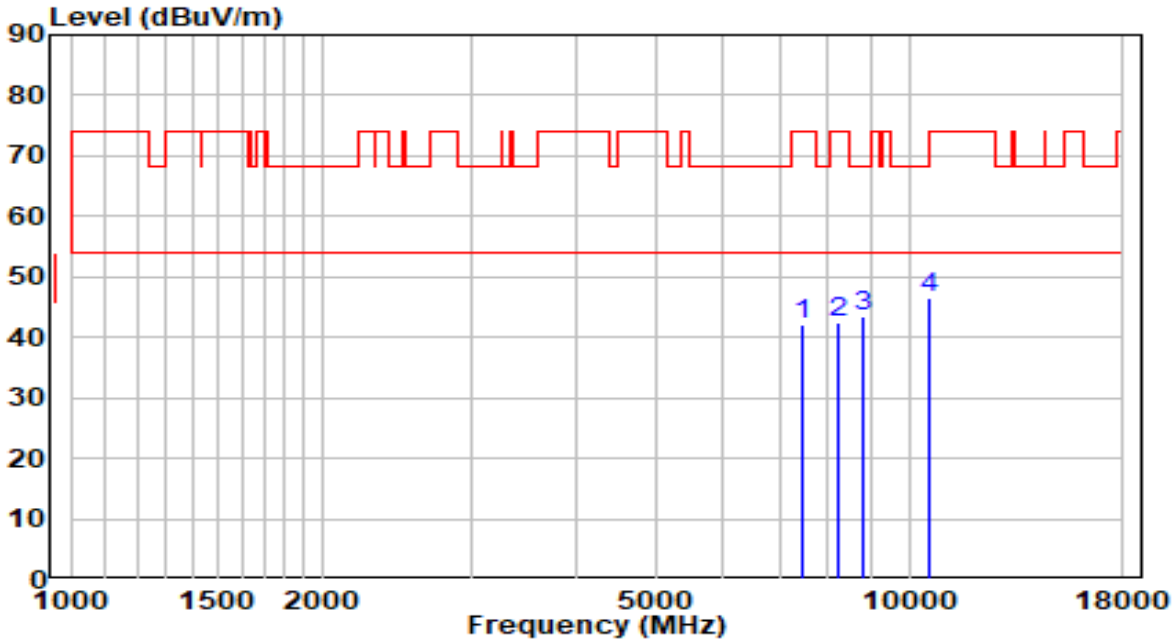

No		Frequency (MHz)	Reading (dBuV)	C.F (dB)	Measurement (dBuV/m)	Margin (dB)	Limit (dBuV/m)	Remark (QP/PK/AV)
1		7485.500	30.48	11.67	42.15	-31.85	74.00	Peak
2		8250.500	30.07	12.49	42.56	-31.44	74.00	Peak
3		8794.500	30.15	13.18	43.32	-24.88	68.20	Peak
4	*	10562.500	29.44	17.16	46.60	-21.60	68.20	Peak

Note:

1. " *", means this data is the worst emission level.
2. C.F (Correction Factor) = Antenna Factor (dB)+ Cable Loss (dB)- Preamplifier(dB).
3. Measurement(dBuV/m) = Reading(dBuV) + C.F (Correction Factor).
4.The emission levels of other frequencies are very lower than the limit and not show in test report.

EUT	AX5400 Wi-Fi 6 Router	Date of Test	2020-09-26
Factor	BBHA 9120D (1GHz~18GHz)_2020	Temp. / Humidity	23.4°C/42%
Polarity	Vertical	Site / Test Engineer	AC1 / Jay Chu
Test Mode	Transmit by 802.11ac-VHT20 at Channel 5300MHz (CDD Mode)	Test Voltage	120V/60Hz

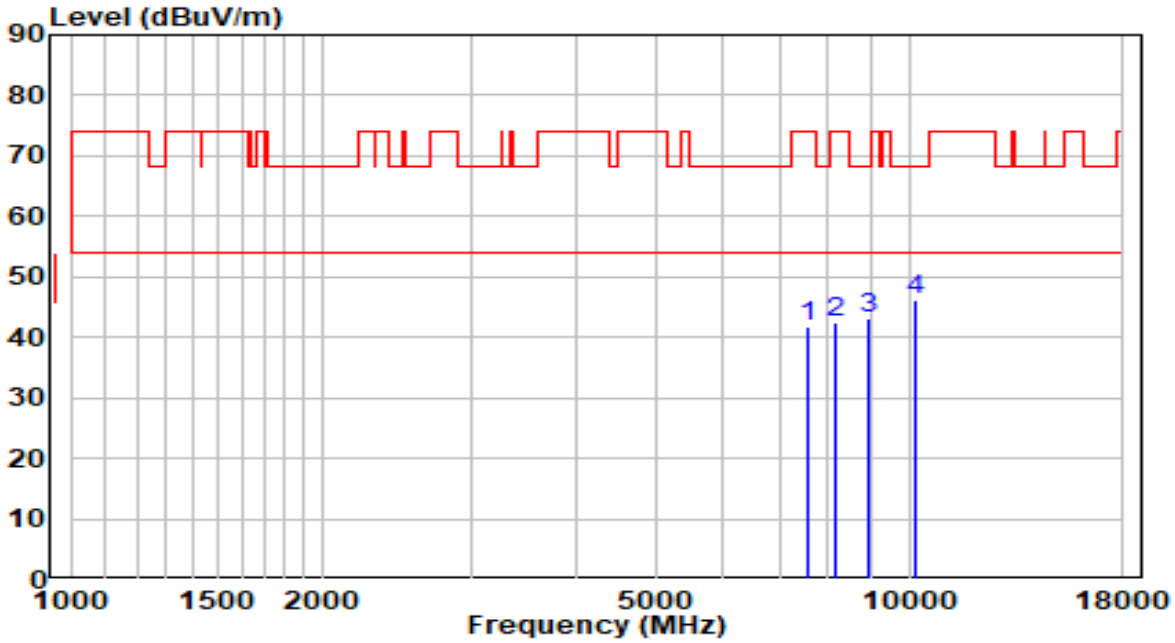

No		Frequency (MHz)	Reading (dBuV)	C.F (dB)	Measurement (dBuV/m)	Margin (dB)	Limit (dBuV/m)	Remark (QP/PK/AV)
1		7553.500	29.82	11.80	41.62	-32.38	74.00	Peak
2		8191.000	30.09	12.50	42.59	-31.41	74.00	Peak
3		8973.000	29.46	13.61	43.07	-25.13	68.20	Peak
4	*	10146.000	30.22	15.86	46.08	-22.12	68.20	Peak

Note:

1. " *", means this data is the worst emission level.
2. C.F (Correction Factor) = Antenna Factor (dB)+ Cable Loss (dB)- Preamplifier(dB).
3. Measurement(dBuV/m) = Reading(dBuV) + C.F (Correction Factor).
4.The emission levels of other frequencies are very lower than the limit and not show in test report.

EUT	AX5400 Wi-Fi 6 Router	Date of Test	2020-09-26
Factor	BBHA 9120D (1GHz~18GHz)_2020	Temp. / Humidity	23.4°C/42%
Polarity	Horizontal	Site / Test Engineer	AC1 / Jay Chu
Test Mode	Transmit by 802.11ac-VHT20 at Channel 5320MHz (CDD Mode)	Test Voltage	120V/60Hz

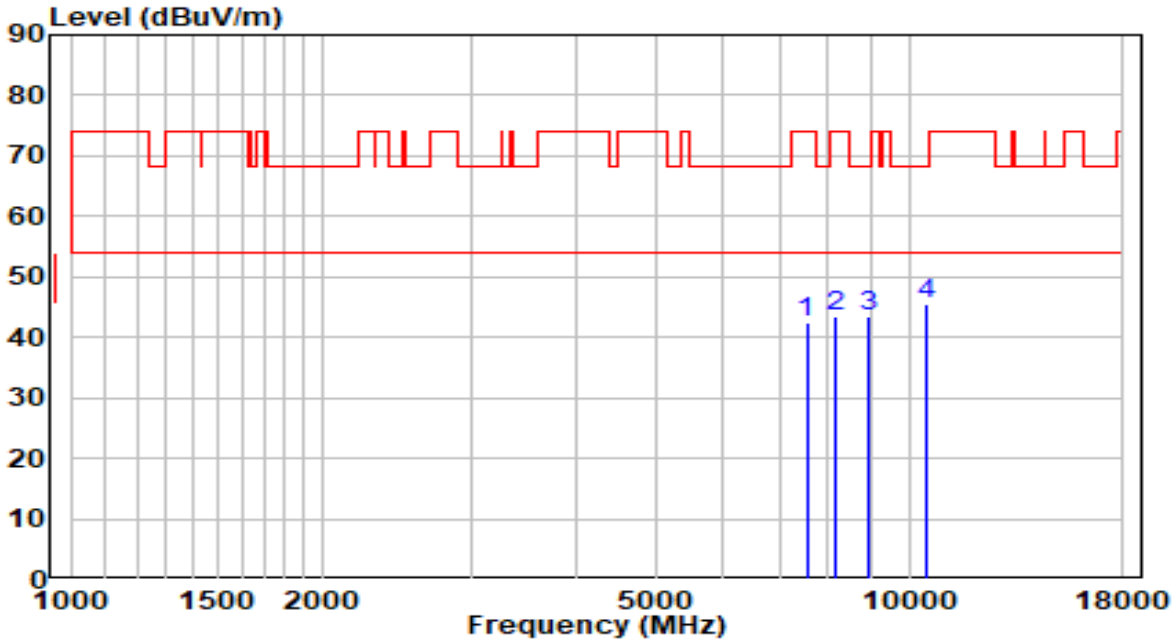

No		Frequency (MHz)	Reading (dBuV)	C.F (dB)	Measurement (dBuV/m)	Margin (dB)	Limit (dBuV/m)	Remark (QP/PK/AV)
1		7545.000	30.50	11.79	42.29	-31.71	74.00	Peak
2		8182.500	30.81	12.50	43.31	-30.69	74.00	Peak
3		8922.000	29.86	13.49	43.35	-24.85	68.20	Peak
4	*	10503.000	28.58	17.07	45.66	-22.54	68.20	Peak

Note:

1. " *", means this data is the worst emission level.
2. C.F (Correction Factor) = Antenna Factor (dB)+ Cable Loss (dB)- Preamplifier(dB).
3. Measurement(dBuV/m) = Reading(dBuV) + C.F (Correction Factor).
4.The emission levels of other frequencies are very lower than the limit and not show in test report.

EUT	AX5400 Wi-Fi 6 Router	Date of Test	2020-09-26
Factor	BBHA 9120D (1GHz~18GHz)_2020	Temp. / Humidity	23.4°C/42%
Polarity	Vertical	Site / Test Engineer	AC1 / Jay Chu
Test Mode	Transmit by 802.11ac-VHT20 at Channel 5320MHz (CDD Mode)	Test Voltage	120V/60Hz

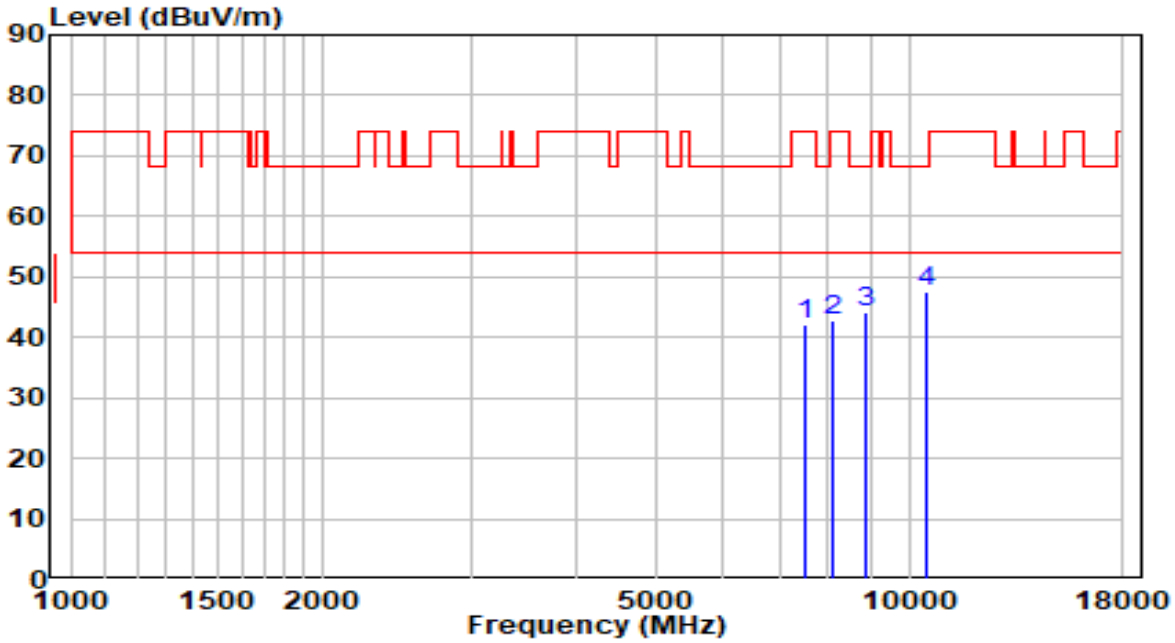

No		Frequency (MHz)	Reading (dBuV)	C.F (dB)	Measurement (dBuV/m)	Margin (dB)	Limit (dBuV/m)	Remark (QP/PK/AV)
1		7519.500	30.25	11.75	42.00	-32.00	74.00	Peak
2		8131.500	30.24	12.51	42.75	-31.25	74.00	Peak
3		8896.500	30.56	13.43	43.99	-24.21	68.20	Peak
4	*	10503.000	30.41	17.07	47.48	-20.72	68.20	Peak

Note:

1. " *", means this data is the worst emission level.
2. C.F (Correction Factor) = Antenna Factor (dB)+ Cable Loss (dB)- Preamplifier(dB).
3. Measurement(dBuV/m) = Reading(dBuV) + C.F (Correction Factor).
4.The emission levels of other frequencies are very lower than the limit and not show in test report.

EUT	AX5400 Wi-Fi 6 Router	Date of Test	2020-09-26
Factor	BBHA 9120D (1GHz~18GHz)_2020	Temp. / Humidity	23.4°C/42%
Polarity	Horizontal	Site / Test Engineer	AC1 / Jay Chu
Test Mode	Transmit by 802.11ac-VHT20 at Channel 5500MHz (CDD Mode)	Test Voltage	120V/60Hz

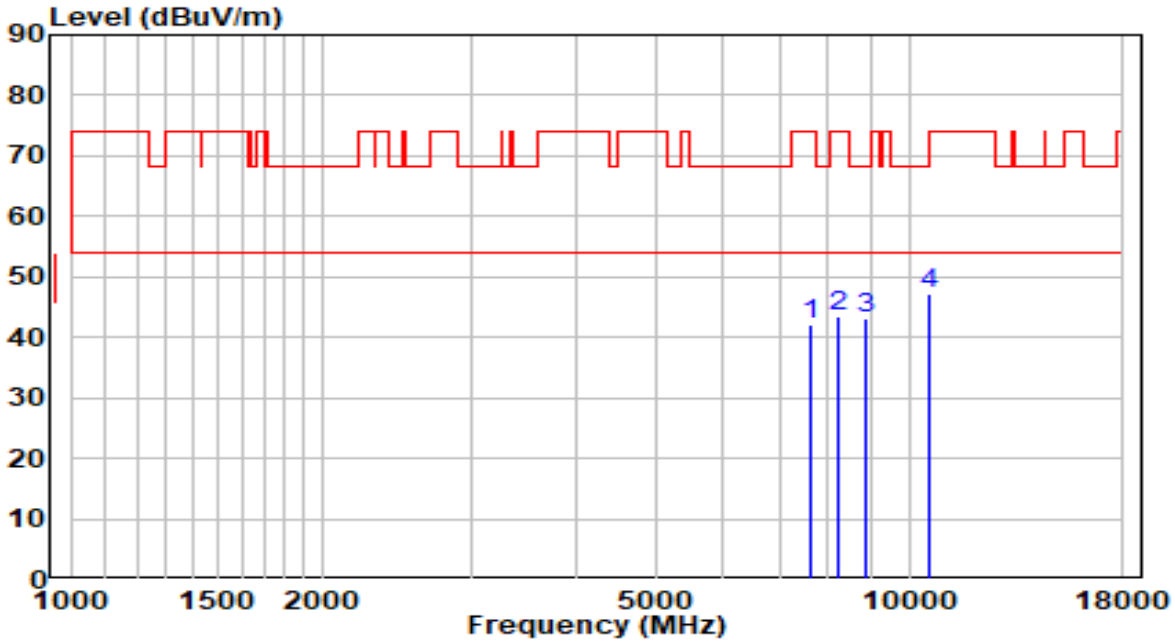

No		Frequency (MHz)	Reading (dBuV)	C.F (dB)	Measurement (dBuV/m)	Margin (dB)	Limit (dBuV/m)	Remark (QP/PK/AV)
1		7613.000	30.31	11.90	42.21	-31.79	74.00	Peak
2		8242.000	30.93	12.49	43.43	-30.57	74.00	Peak
3		8888.000	29.84	13.41	43.24	-24.96	68.20	Peak
4	*	10545.500	30.00	17.13	47.13	-21.07	68.20	Peak

Note:

1. " *", means this data is the worst emission level.
2. C.F (Correction Factor) = Antenna Factor (dB)+ Cable Loss (dB)- Preamplifier(dB).
3. Measurement(dBuV/m) = Reading(dBuV) + C.F (Correction Factor).
4.The emission levels of other frequencies are very lower than the limit and not show in test report.

EUT	AX5400 Wi-Fi 6 Router	Date of Test	2020-09-26
Factor	BBHA 9120D (1GHz~18GHz)_2020	Temp. / Humidity	23.4°C/42%
Polarity	Vertical	Site / Test Engineer	AC1 / Jay Chu
Test Mode	Transmit by 802.11ac-VHT20 at Channel 5500MHz (CDD Mode)	Test Voltage	120V/60Hz

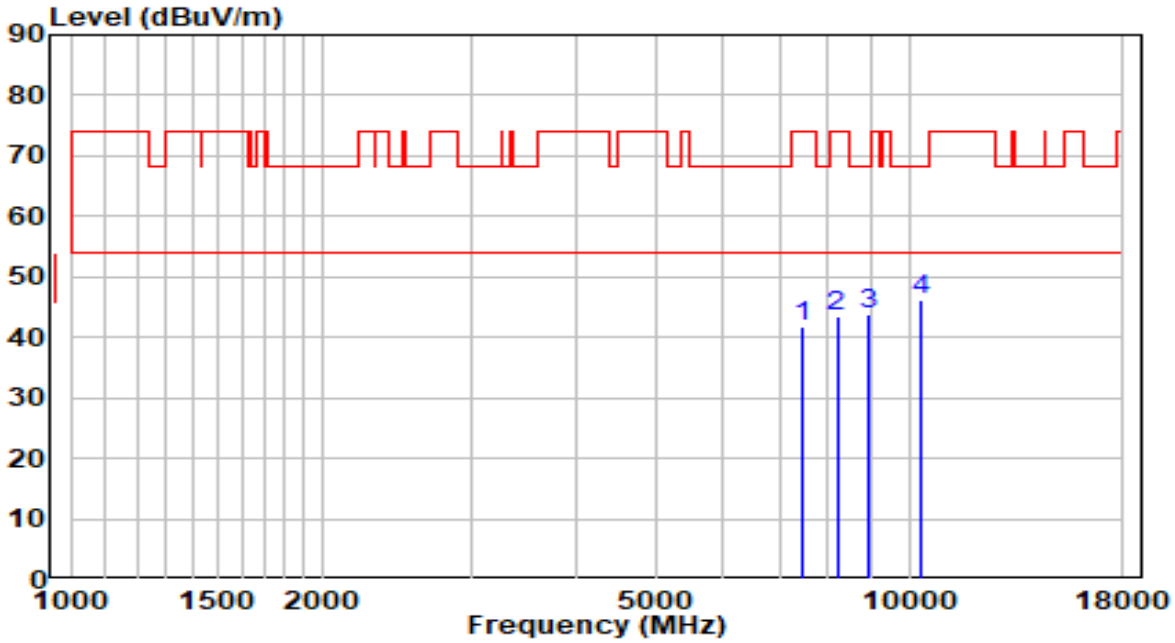

No		Frequency (MHz)	Reading (dBuV)	C.F (dB)	Measurement (dBuV/m)	Margin (dB)	Limit (dBuV/m)	Remark (QP/PK/AV)
1		7443.000	30.35	11.55	41.90	-32.10	74.00	Peak
2		8199.500	30.85	12.50	43.35	-30.65	74.00	Peak
3		8947.500	30.14	13.55	43.69	-24.51	68.20	Peak
4	*	10367.000	29.51	16.62	46.12	-22.08	68.20	Peak

Note:

1. " *", means this data is the worst emission level.
2. C.F (Correction Factor) = Antenna Factor (dB)+ Cable Loss (dB)- Preamplifier(dB).
3. Measurement(dBuV/m) = Reading(dBuV) + C.F (Correction Factor).
4.The emission levels of other frequencies are very lower than the limit and not show in test report.

EUT	AX5400 Wi-Fi 6 Router	Date of Test	2020-09-26
Factor	BBHA 9120D (1GHz~18GHz)_2020	Temp. / Humidity	23.4°C/42%
Polarity	Horizontal	Site / Test Engineer	AC1 / Jay Chu
Test Mode	Transmit by 802.11ac-VHT20 at Channel 5580MHz (CDD Mode)	Test Voltage	120V/60Hz

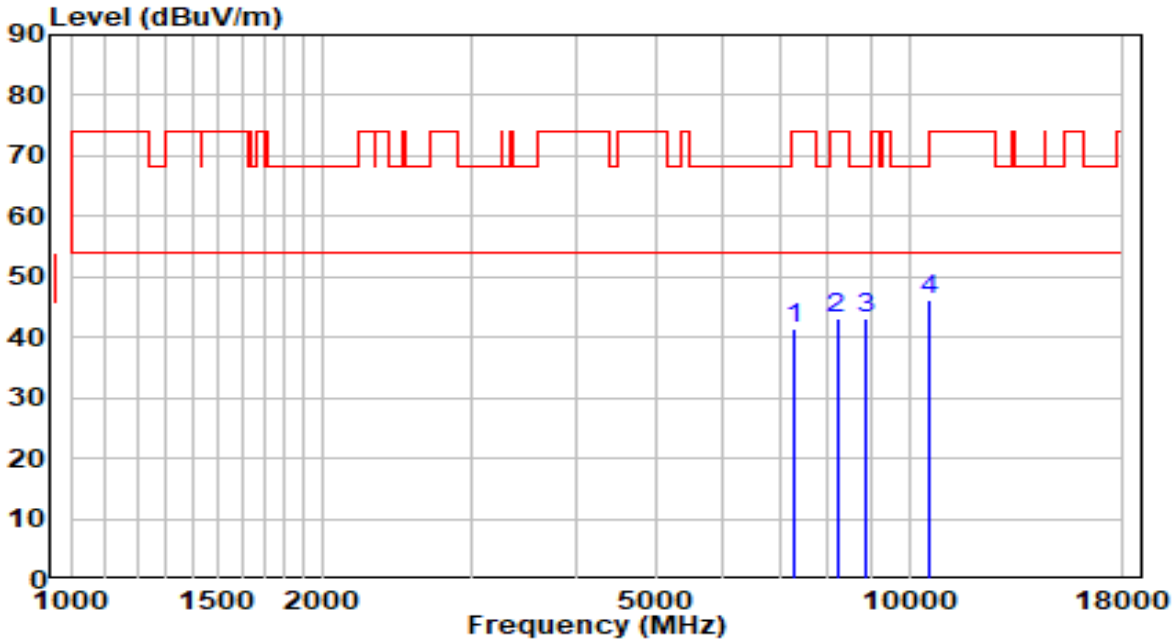

No		Frequency (MHz)	Reading (dBuV)	C.F (dB)	Measurement (dBuV/m)	Margin (dB)	Limit (dBuV/m)	Remark (QP/PK/AV)
1		7298.500	30.45	11.14	41.59	-32.41	74.00	Peak
2		8199.500	30.74	12.50	43.24	-30.76	74.00	Peak
3		8879.500	29.60	13.38	42.99	-25.21	68.20	Peak
4	*	10537.000	29.12	17.12	46.25	-21.95	68.20	Peak

Note:

1. " *", means this data is the worst emission level.
2. C.F (Correction Factor) = Antenna Factor (dB)+ Cable Loss (dB)- Preamplifier(dB).
3. Measurement(dBuV/m) = Reading(dBuV) + C.F (Correction Factor).
4.The emission levels of other frequencies are very lower than the limit and not show in test report.

EUT	AX5400 Wi-Fi 6 Router	Date of Test	2020-09-26
Factor	BBHA 9120D (1GHz~18GHz)_2020	Temp. / Humidity	23.4°C/42%
Polarity	Vertical	Site / Test Engineer	AC1 / Jay Chu
Test Mode	Transmit by 802.11ac-VHT20 at Channel 5580MHz (CDD Mode)	Test Voltage	120V/60Hz

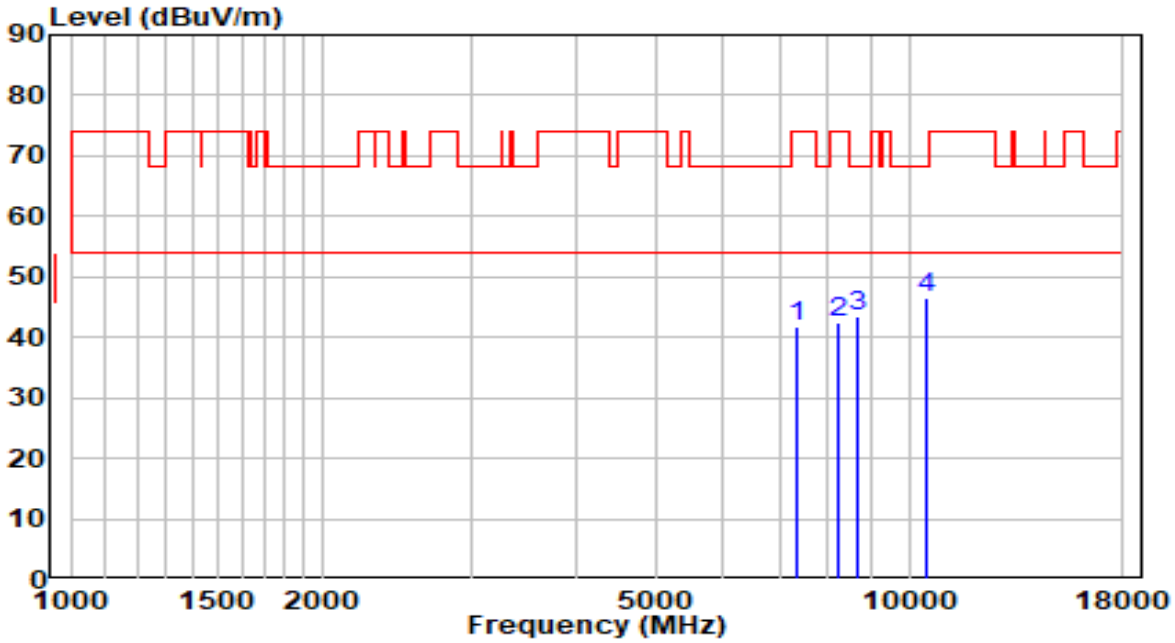

No		Frequency (MHz)	Reading (dBuV)	C.F (dB)	Measurement (dBuV/m)	Margin (dB)	Limit (dBuV/m)	Remark (QP/PK/AV)
1		7358.000	30.29	11.31	41.61	-32.39	74.00	Peak
2		8242.000	30.06	12.49	42.56	-31.44	74.00	Peak
3		8692.500	30.38	12.93	43.31	-24.89	68.20	Peak
4	*	10520.000	29.59	17.10	46.69	-21.51	68.20	Peak

Note:

1. " *", means this data is the worst emission level.
2. C.F (Correction Factor) = Antenna Factor (dB)+ Cable Loss (dB)- Preamplifier(dB).
3. Measurement(dBuV/m) = Reading(dBuV) + C.F (Correction Factor).
4.The emission levels of other frequencies are very lower than the limit and not show in test report.

EUT	AX5400 Wi-Fi 6 Router	Date of Test	2020-09-26
Factor	BBHA 9120D (1GHz~18GHz)_2020	Temp. / Humidity	23.4°C/42%
Polarity	Horizontal	Site / Test Engineer	AC1 / Jay Chu
Test Mode	Transmit by 802.11ac-VHT20 at Channel 5700MHz (CDD Mode)	Test Voltage	120V/60Hz

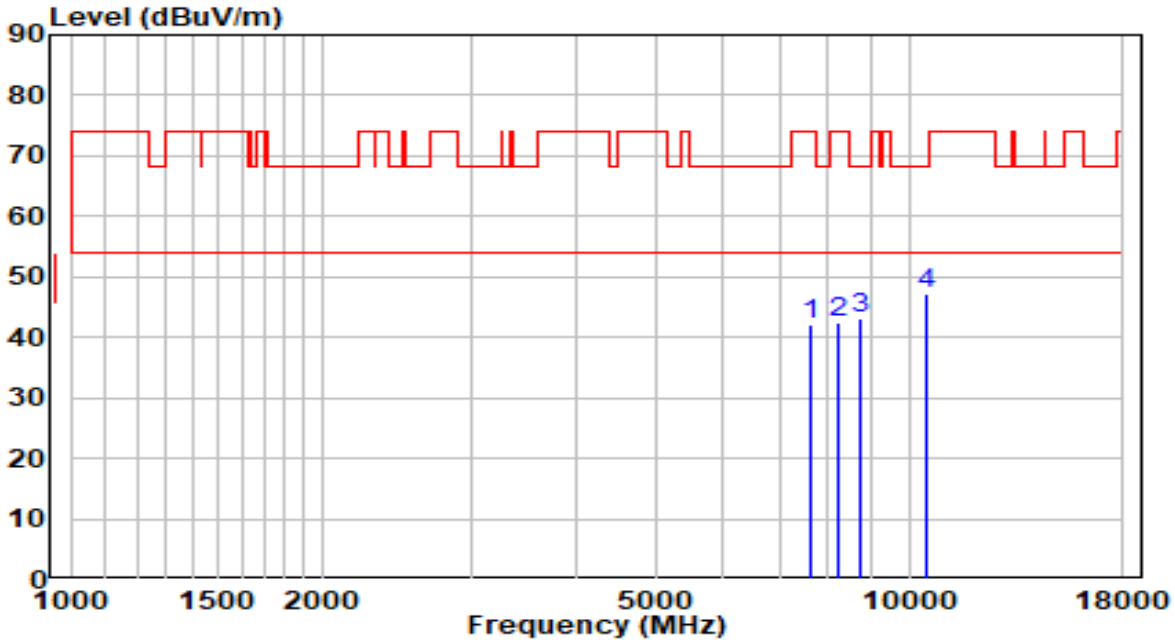

No		Frequency (MHz)	Reading (dBuV)	C.F (dB)	Measurement (dBuV/m)	Margin (dB)	Limit (dBuV/m)	Remark (QP/PK/AV)
1		7630.000	30.24	11.93	42.17	-31.83	74.00	Peak
2		8242.000	29.98	12.49	42.47	-31.53	74.00	Peak
3		8752.000	29.93	13.07	43.00	-25.20	68.20	Peak
4	*	10511.500	30.23	17.09	47.32	-20.88	68.20	Peak

Note:

1. " *", means this data is the worst emission level.
2. C.F (Correction Factor) = Antenna Factor (dB)+ Cable Loss (dB)- Preamplifier(dB).
3. Measurement(dBuV/m) = Reading(dBuV) + C.F (Correction Factor).
4.The emission levels of other frequencies are very lower than the limit and not show in test report.

EUT	AX5400 Wi-Fi 6 Router	Date of Test	2020-09-26
Factor	BBHA 9120D (1GHz~18GHz)_2020	Temp. / Humidity	23.4°C/42%
Polarity	Vertical	Site / Test Engineer	AC1 / Jay Chu
Test Mode	Transmit by 802.11ac-VHT20 at Channel 5700MHz (CDD Mode)	Test Voltage	120V/60Hz

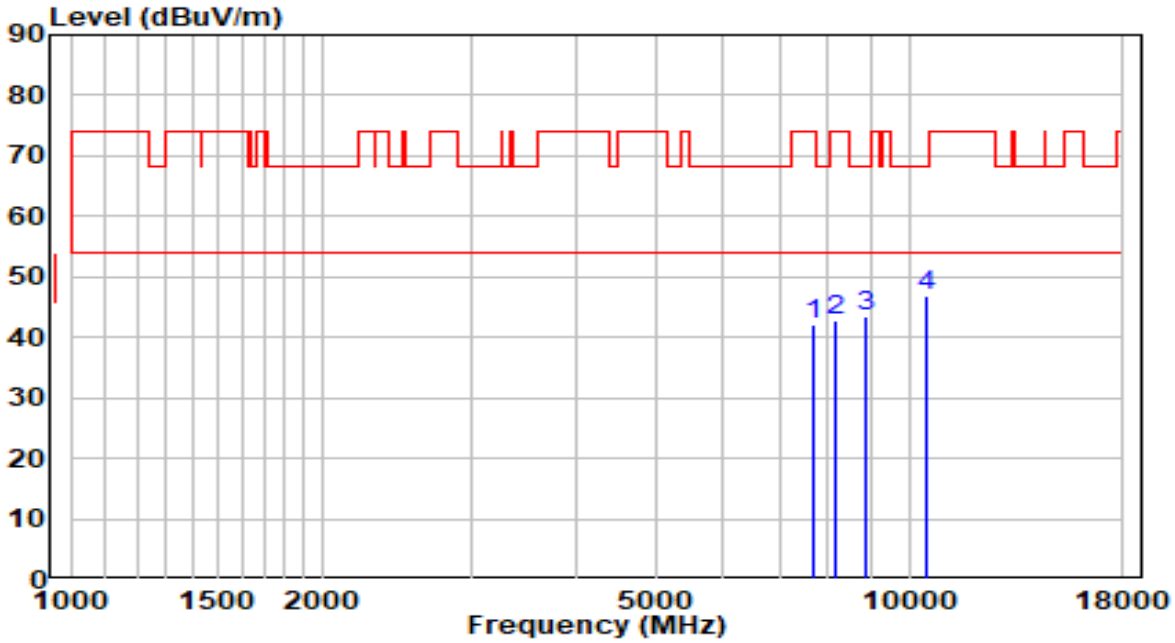

No		Frequency (MHz)	Reading (dBuV)	C.F (dB)	Measurement (dBuV/m)	Margin (dB)	Limit (dBuV/m)	Remark (QP/PK/AV)
1		7672.500	29.99	12.00	41.99	-32.01	74.00	Peak
2		8182.500	30.17	12.50	42.68	-31.32	74.00	Peak
3		8896.500	30.12	13.43	43.55	-24.65	68.20	Peak
4	*	10460.500	29.87	16.93	46.81	-21.39	68.20	Peak

Note:

1. " *", means this data is the worst emission level.
2. C.F (Correction Factor) = Antenna Factor (dB)+ Cable Loss (dB)- Preamplifier(dB).
3. Measurement(dBuV/m) = Reading(dBuV) + C.F (Correction Factor).
4.The emission levels of other frequencies are very lower than the limit and not show in test report.

EUT	AX5400 Wi-Fi 6 Router	Date of Test	2020-09-26
Factor	BBHA 9120D (1GHz~18GHz)_2020	Temp. / Humidity	23.4°C/42%
Polarity	Horizontal	Site / Test Engineer	AC1 / Jay Chu
Test Mode	Transmit by 802.11ac-VHT20 at Channel 5720MHz (CDD Mode)	Test Voltage	120V/60Hz

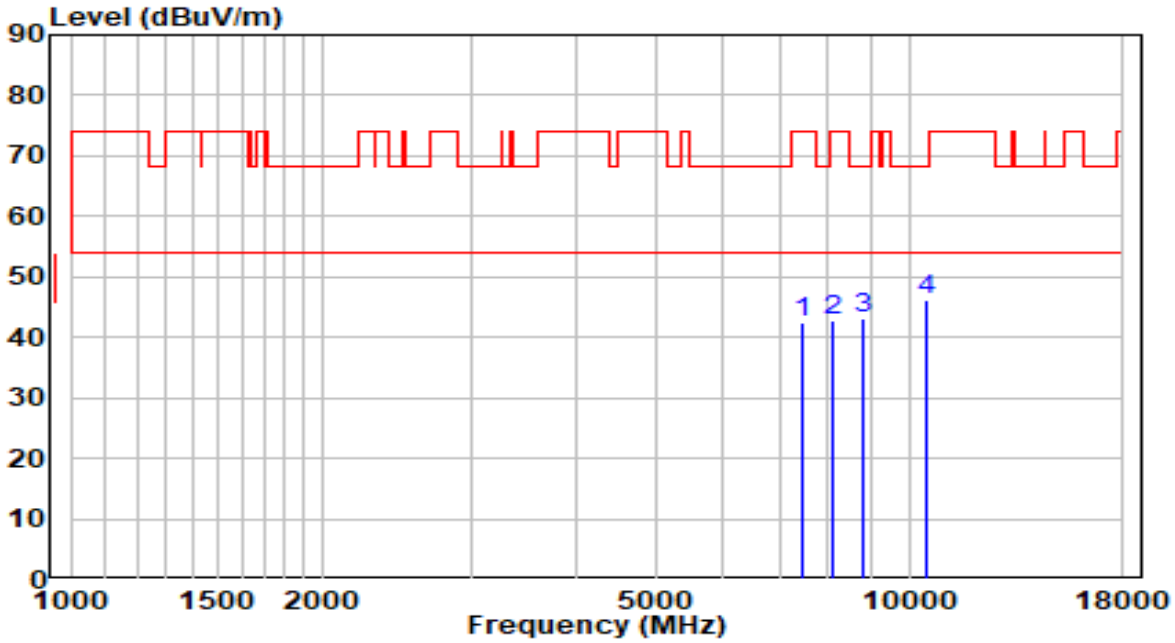

No		Frequency (MHz)	Reading (dBuV)	C.F (dB)	Measurement (dBuV/m)	Margin (dB)	Limit (dBuV/m)	Remark (QP/PK/AV)
1		7434.500	30.78	11.53	42.31	-31.69	74.00	Peak
2		8089.000	30.34	12.52	42.86	-31.15	74.00	Peak
3		8786.000	29.89	13.16	43.05	-25.15	68.20	Peak
4	*	10520.000	29.02	17.10	46.12	-22.08	68.20	Peak

Note:

1. " *", means this data is the worst emission level.
2. C.F (Correction Factor) = Antenna Factor (dB)+ Cable Loss (dB)- Preamplifier(dB).
3. Measurement(dBuV/m) = Reading(dBuV) + C.F (Correction Factor).
4.The emission levels of other frequencies are very lower than the limit and not show in test report.

EUT	AX5400 Wi-Fi 6 Router	Date of Test	2020-09-26
Factor	BBHA 9120D (1GHz~18GHz)_2020	Temp. / Humidity	23.4°C/42%
Polarity	Vertical	Site / Test Engineer	AC1 / Jay Chu
Test Mode	Transmit by 802.11ac-VHT20 at Channel 5720MHz (CDD Mode)	Test Voltage	120V/60Hz

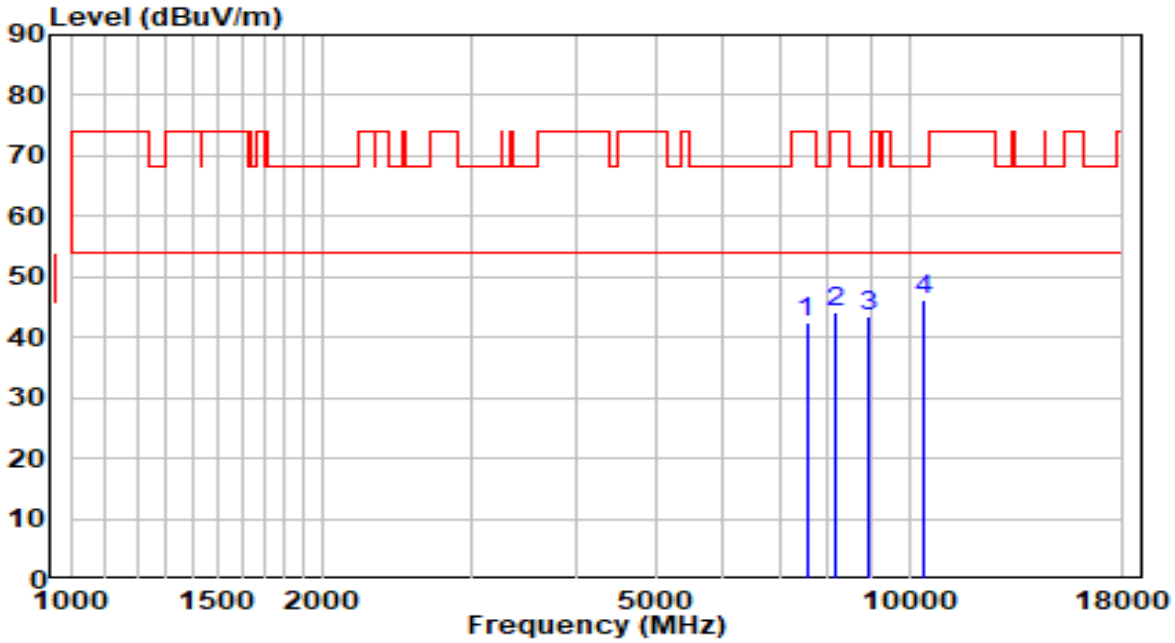

No		Frequency (MHz)	Reading (dBuV)	C.F (dB)	Measurement (dBuV/m)	Margin (dB)	Limit (dBuV/m)	Remark (QP/PK/AV)
1		7545.000	30.50	11.79	42.28	-31.72	74.00	Peak
2		8174.000	31.57	12.50	44.07	-29.93	74.00	Peak
3		8930.500	30.07	13.51	43.58	-24.62	68.20	Peak
4	*	10409.500	29.29	16.76	46.05	-22.15	68.20	Peak

Note:

1. " *", means this data is the worst emission level.
2. C.F (Correction Factor) = Antenna Factor (dB)+ Cable Loss (dB)- Preamplifier(dB).
3. Measurement(dBuV/m) = Reading(dBuV) + C.F (Correction Factor).
4.The emission levels of other frequencies are very lower than the limit and not show in test report.

EUT	AX5400 Wi-Fi 6 Router	Date of Test	2020-09-26
Factor	BBHA 9120D (1GHz~18GHz)_2020	Temp. / Humidity	23.4°C/42%
Polarity	Horizontal	Site / Test Engineer	AC1 / Jay Chu
Test Mode	Transmit by 802.11ac-VHT20 at Channel 5745MHz (CDD Mode)	Test Voltage	120V/60Hz

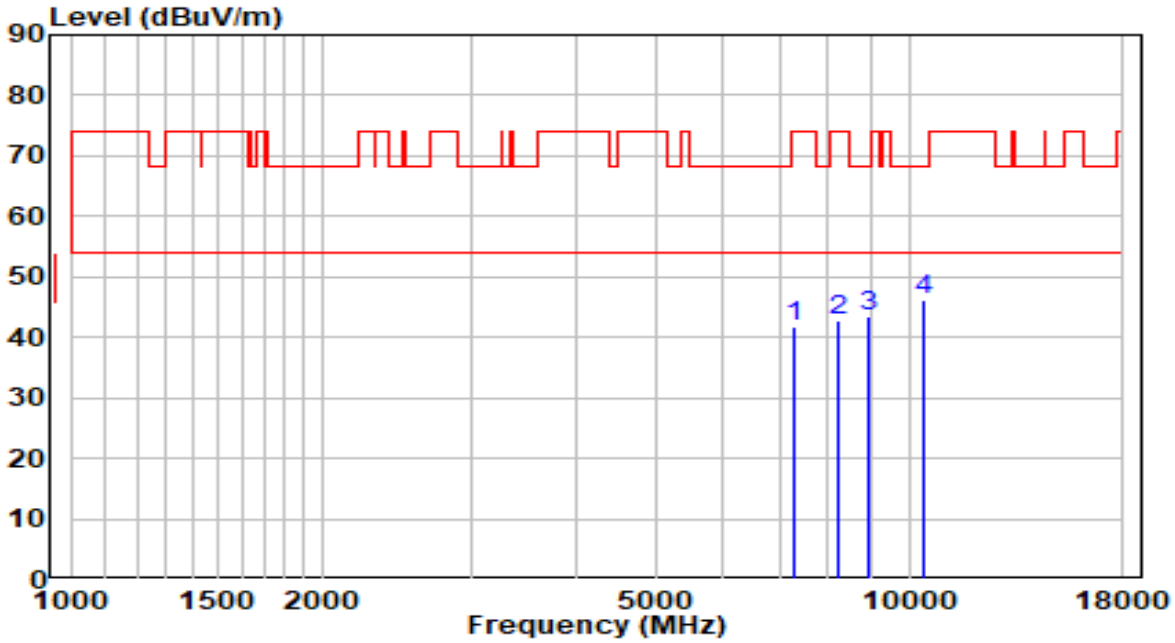

No		Frequency (MHz)	Reading (dBuV)	C.F (dB)	Measurement (dBuV/m)	Margin (dB)	Limit (dBuV/m)	Remark (QP/PK/AV)
1		7273.000	30.85	11.07	41.93	-32.07	74.00	Peak
2		8250.500	30.31	12.49	42.80	-31.20	74.00	Peak
3		8913.500	29.84	13.47	43.31	-24.89	68.20	Peak
4	*	10418.000	29.45	16.79	46.24	-21.96	68.20	Peak

Note:

1. " *", means this data is the worst emission level.
2. C.F (Correction Factor) = Antenna Factor (dB)+ Cable Loss (dB)- Preamplifier(dB).
3. Measurement(dBuV/m) = Reading(dBuV) + C.F (Correction Factor).
4.The emission levels of other frequencies are very lower than the limit and not show in test report.

EUT	AX5400 Wi-Fi 6 Router	Date of Test	2020-09-26
Factor	BBHA 9120D (1GHz~18GHz)_2020	Temp. / Humidity	23.4°C/42%
Polarity	Vertical	Site / Test Engineer	AC1 / Jay Chu
Test Mode	Transmit by 802.11ac-VHT20 at Channel 5745MHz (CDD Mode)	Test Voltage	120V/60Hz

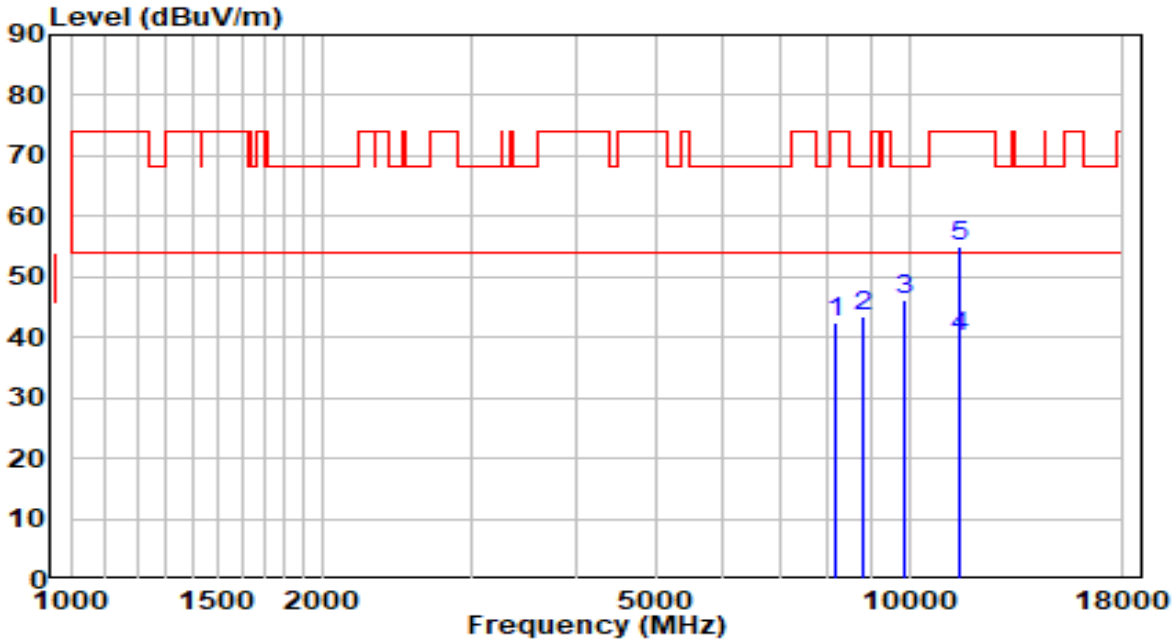

No		Frequency (MHz)	Reading (dBuV)	C.F (dB)	Measurement (dBuV/m)	Margin (dB)	Limit (dBuV/m)	Remark (QP/PK/AV)
1		8148.500	29.93	12.51	42.44	-31.56	74.00	Peak
2		8794.500	30.25	13.18	43.43	-24.77	68.20	Peak
3		9865.500	30.99	15.11	46.10	-22.10	68.20	Peak
4		11489.000	21.59	18.44	40.01	-13.99	54.00	Average
5	*	11489.000	36.63	18.44	55.07	-18.93	74.00	Peak

Note:

1. " *", means this data is the worst emission level.
2. C.F (Correction Factor) = Antenna Factor (dB)+ Cable Loss (dB)- Preamplifier(dB).
3. Measurement(dBuV/m) = Reading(dBuV) + C.F (Correction Factor).
4.The emission levels of other frequencies are very lower than the limit and not show in test report.

EUT	AX5400 Wi-Fi 6 Router	Date of Test	2020-09-26
Factor	BBHA 9120D (1GHz~18GHz)_2020	Temp. / Humidity	23.4°C/42%
Polarity	Horizontal	Site / Test Engineer	AC1 / Jay Chu
Test Mode	Transmit by 802.11ac-VHT20 at Channel 5785MHz (CDD Mode)	Test Voltage	120V/60Hz

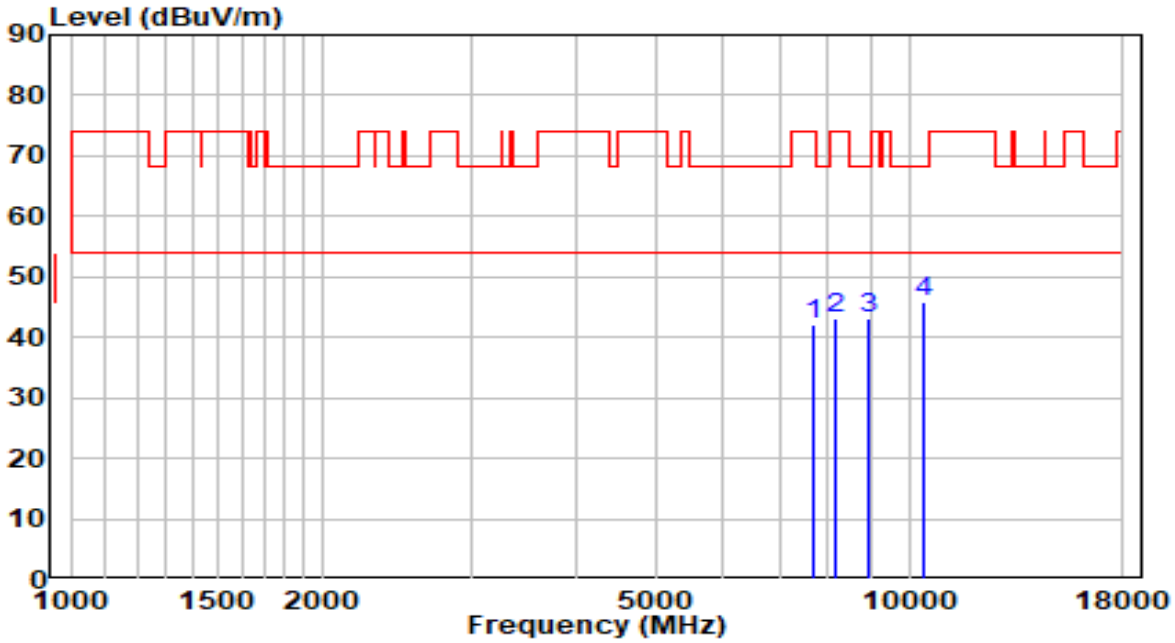

No		Frequency (MHz)	Reading (dBuV)	C.F (dB)	Measurement (dBuV/m)	Margin (dB)	Limit (dBuV/m)	Remark (QP/PK/AV)
1		7664.000	30.18	11.98	42.17	-31.83	74.00	Peak
2		8191.000	30.58	12.50	43.08	-30.92	74.00	Peak
3		8922.000	29.49	13.49	42.98	-25.22	68.20	Peak
4	*	10435.000	28.88	16.85	45.73	-22.47	68.20	Peak

Note:

1. " *", means this data is the worst emission level.
2. C.F (Correction Factor) = Antenna Factor (dB)+ Cable Loss (dB)- Preamplifier(dB).
3. Measurement(dBuV/m) = Reading(dBuV) + C.F (Correction Factor).
4.The emission levels of other frequencies are very lower than the limit and not show in test report.

EUT	AX5400 Wi-Fi 6 Router	Date of Test	2020-09-26
Factor	BBHA 9120D (1GHz~18GHz)_2020	Temp. / Humidity	23.4°C/42%
Polarity	Vertical	Site / Test Engineer	AC1 / Jay Chu
Test Mode	Transmit by 802.11ac-VHT20 at Channel 5785MHz (CDD Mode)	Test Voltage	120V/60Hz

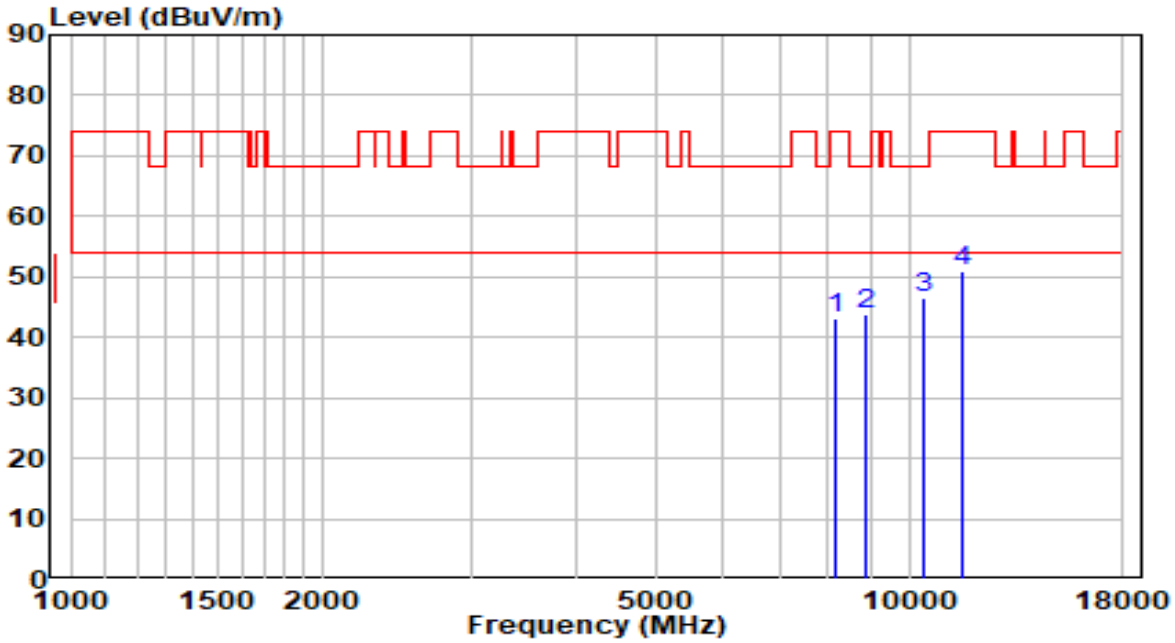

No		Frequency (MHz)	Reading (dBuV)	C.F (dB)	Measurement (dBuV/m)	Margin (dB)	Limit (dBuV/m)	Remark (QP/PK/AV)
1		8191.000	30.64	12.50	43.14	-30.86	74.00	Peak
2		8888.000	30.47	13.41	43.88	-24.32	68.20	Peak
3	*	10375.500	29.85	16.64	46.49	-21.71	68.20	Peak
4		11582.500	32.51	18.35	50.86	-23.14	74.00	Peak

Note:

1. " *", means this data is the worst emission level.
2. C.F (Correction Factor) = Antenna Factor (dB)+ Cable Loss (dB)- Preamplifier(dB).
3. Measurement(dBuV/m) = Reading(dBuV) + C.F (Correction Factor).
4.The emission levels of other frequencies are very lower than the limit and not show in test report.

EUT	AX5400 Wi-Fi 6 Router	Date of Test	2020-09-26
Factor	BBHA 9120D (1GHz~18GHz)_2020	Temp. / Humidity	23.4°C/42%
Polarity	Horizontal	Site / Test Engineer	AC1 / Jay Chu
Test Mode	Transmit by 802.11ac-VHT20 at Channel 5825MHz (CDD Mode)	Test Voltage	120V/60Hz

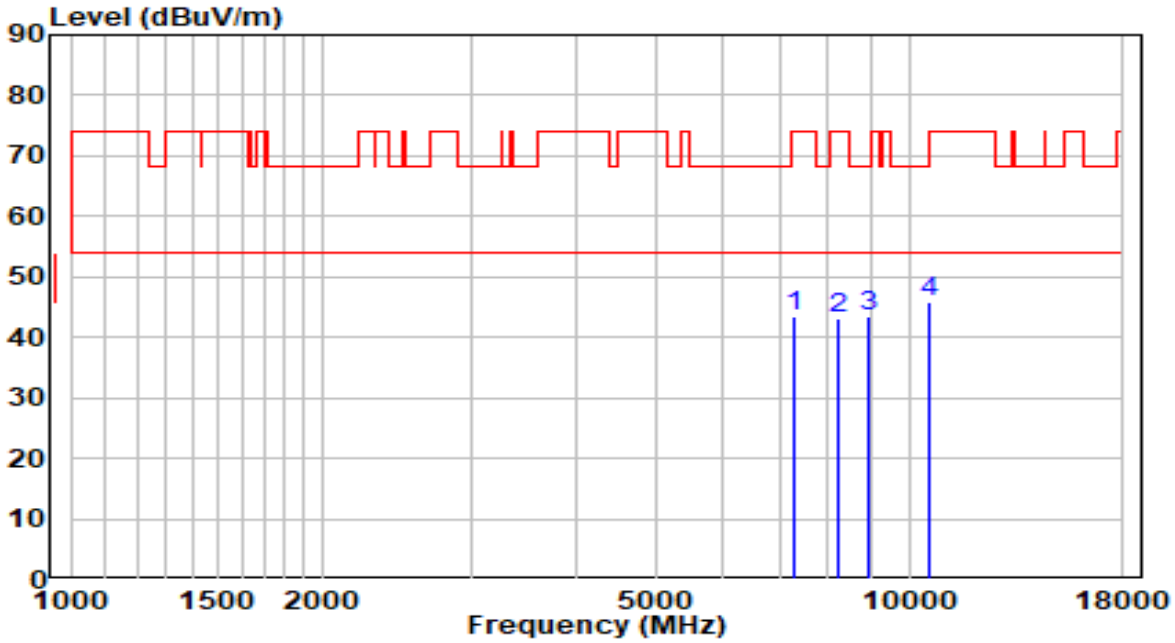

No		Frequency (MHz)	Reading (dBuV)	C.F (dB)	Measurement (dBuV/m)	Margin (dB)	Limit (dBuV/m)	Remark (QP/PK/AV)
1		7307.000	32.39	11.17	43.55	-30.45	74.00	Peak
2		8242.000	30.48	12.49	42.97	-31.03	74.00	Peak
3		8956.000	29.82	13.57	43.39	-24.81	68.20	Peak
4	*	10554.000	28.77	17.15	45.92	-22.28	68.20	Peak

Note:

1. " *", means this data is the worst emission level.
2. C.F (Correction Factor) = Antenna Factor (dB)+ Cable Loss (dB)- Preamplifier(dB).
3. Measurement(dBuV/m) = Reading(dBuV) + C.F (Correction Factor).
4.The emission levels of other frequencies are very lower than the limit and not show in test report.

EUT	AX5400 Wi-Fi 6 Router	Date of Test	2020-09-26
Factor	BBHA 9120D (1GHz~18GHz)_2020	Temp. / Humidity	23.4°C/42%
Polarity	Vertical	Site / Test Engineer	AC1 / Jay Chu
Test Mode	Transmit by 802.11ac-VHT20 at Channel 5825MHz (CDD Mode)	Test Voltage	120V/60Hz

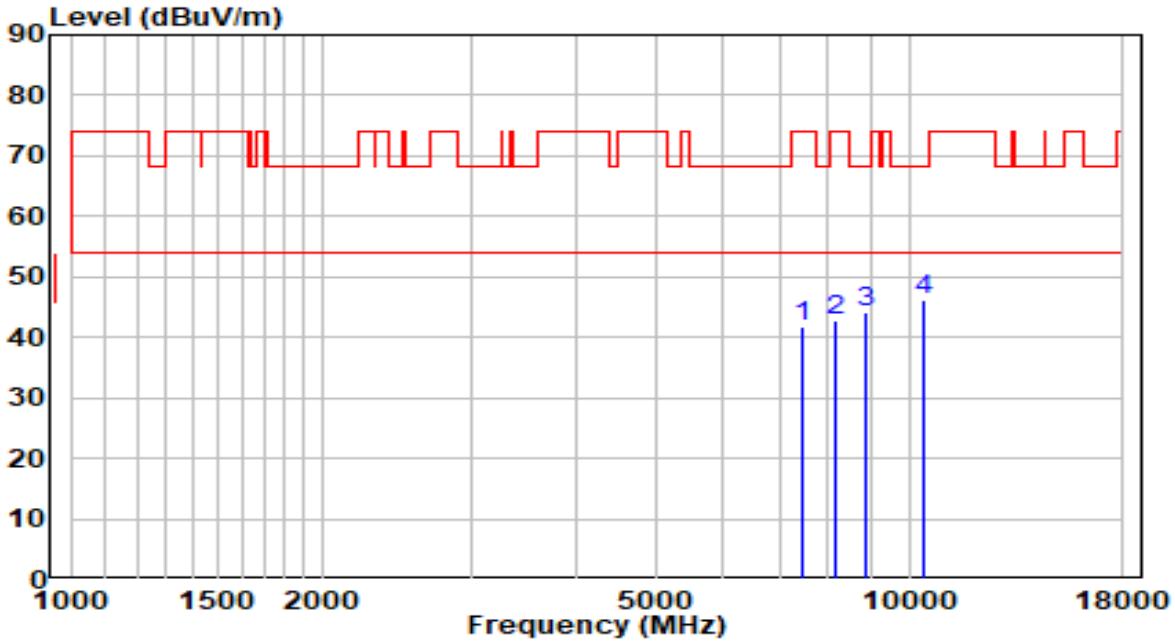

No		Frequency (MHz)	Reading (dBuV)	C.F (dB)	Measurement (dBuV/m)	Margin (dB)	Limit (dBuV/m)	Remark (QP/PK/AV)
1		7477.000	30.16	11.65	41.81	-32.19	74.00	Peak
2		8148.500	30.40	12.51	42.91	-31.09	74.00	Peak
3		8905.000	30.71	13.45	44.16	-24.04	68.20	Peak
4	*	10426.500	29.29	16.82	46.10	-22.10	68.20	Peak

Note:

1. " *", means this data is the worst emission level.
2. C.F (Correction Factor) = Antenna Factor (dB)+ Cable Loss (dB)- Preamplifier(dB).
3. Measurement(dBuV/m) = Reading(dBuV) + C.F (Correction Factor).
4.The emission levels of other frequencies are very lower than the limit and not show in test report.

EUT	AX5400 Wi-Fi 6 Router	Date of Test	2020-09-26
Factor	BBHA 9120D (1GHz~18GHz)_2020	Temp. / Humidity	23.4°C/42%
Polarity	Horizontal	Site / Test Engineer	AC1 / Jay Chu
Test Mode	Transmit by 802.11ac-VHT40 at Channel 5190MHz (CDD Mode)	Test Voltage	120V/60Hz

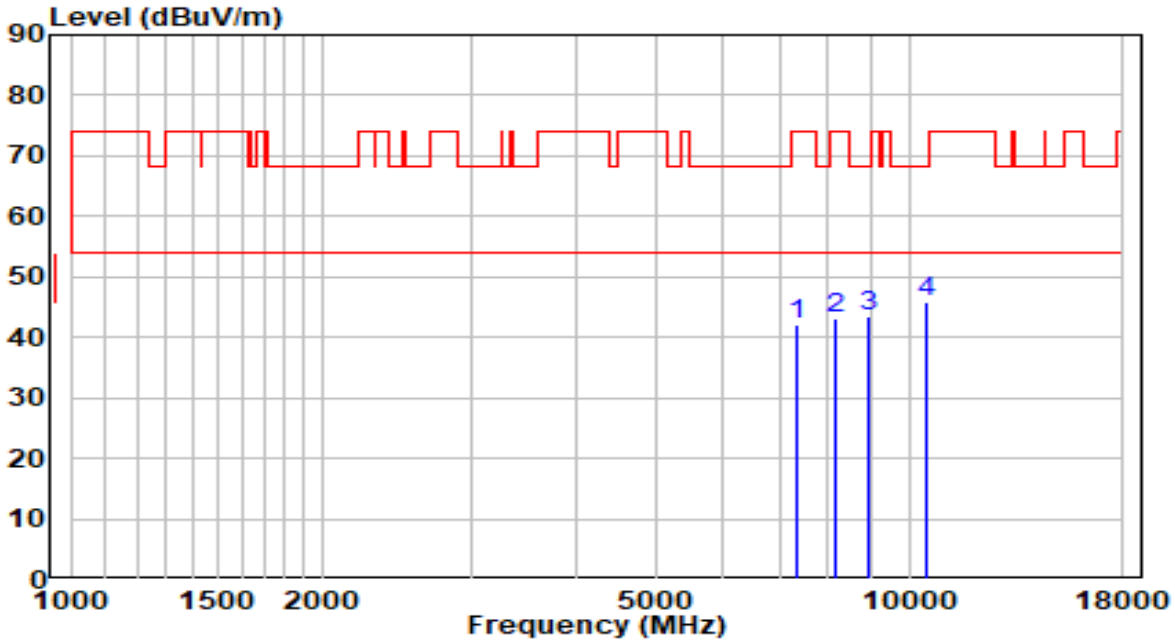

No		Frequency (MHz)	Reading (dBuV)	C.F (dB)	Measurement (dBuV/m)	Margin (dB)	Limit (dBuV/m)	Remark (QP/PK/AV)
1		7349.500	30.77	11.29	42.06	-31.94	74.00	Peak
2		8191.000	30.71	12.50	43.21	-30.79	74.00	Peak
3		8922.000	29.90	13.49	43.39	-24.81	68.20	Peak
4	*	10477.500	28.76	16.99	45.75	-22.45	68.20	Peak

Note:

1. " *", means this data is the worst emission level.
2. C.F (Correction Factor) = Antenna Factor (dB)+ Cable Loss (dB)- Preamplifier(dB).
3. Measurement(dBuV/m) = Reading(dBuV) + C.F (Correction Factor).
4.The emission levels of other frequencies are very lower than the limit and not show in test report.

EUT	AX5400 Wi-Fi 6 Router	Date of Test	2020-09-26
Factor	BBHA 9120D (1GHz~18GHz)_2020	Temp. / Humidity	23.4°C/42%
Polarity	Vertical	Site / Test Engineer	AC1 / Jay Chu
Test Mode	Transmit by 802.11ac-VHT40 at Channel 5190MHz (CDD Mode)	Test Voltage	120V/60Hz

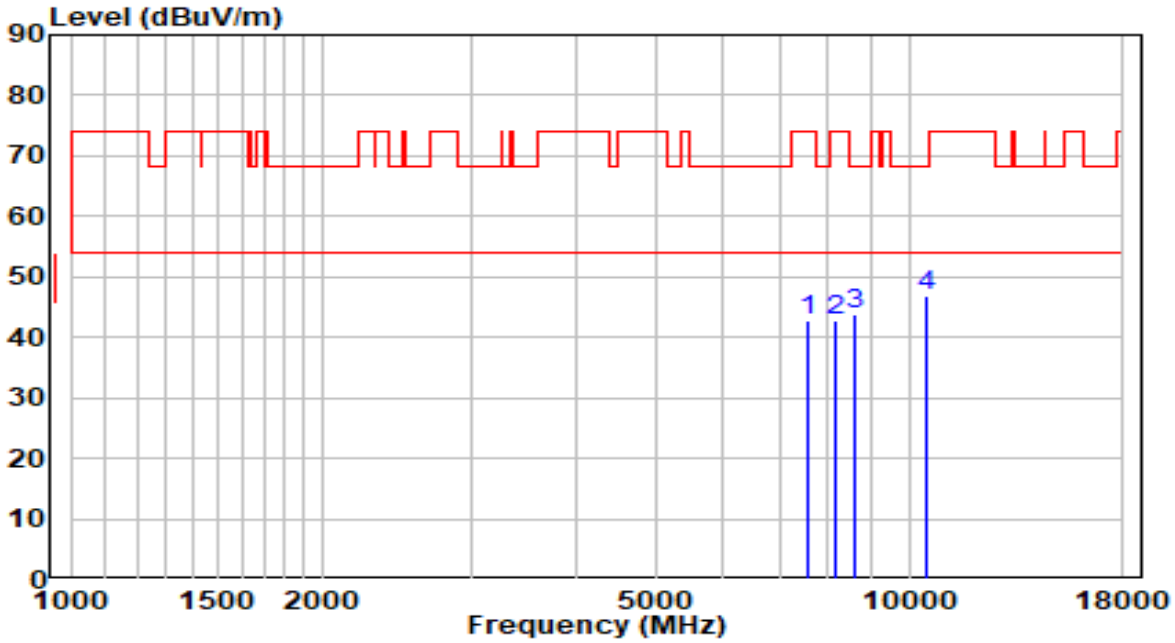

No		Frequency (MHz)	Reading (dBuV)	C.F (dB)	Measurement (dBuV/m)	Margin (dB)	Limit (dBuV/m)	Remark (QP/PK/AV)
1		7579.000	30.82	11.84	42.67	-31.33	74.00	Peak
2		8174.000	30.38	12.50	42.89	-31.11	74.00	Peak
3		8641.500	31.05	12.80	43.86	-24.34	68.20	Peak
4	*	10520.000	29.70	17.10	46.80	-21.40	68.20	Peak

Note:

1. " *", means this data is the worst emission level.
2. C.F (Correction Factor) = Antenna Factor (dB)+ Cable Loss (dB)- Preamplifier(dB).
3. Measurement(dBuV/m) = Reading(dBuV) + C.F (Correction Factor).
4.The emission levels of other frequencies are very lower than the limit and not show in test report.

EUT	AX5400 Wi-Fi 6 Router	Date of Test	2020-09-26
Factor	BBHA 9120D (1GHz~18GHz)_2020	Temp. / Humidity	23.4°C/42%
Polarity	Horizontal	Site / Test Engineer	AC1 / Jay Chu
Test Mode	Transmit by 802.11ac-VHT40 at Channel 5230MHz (CDD Mode)	Test Voltage	120V/60Hz

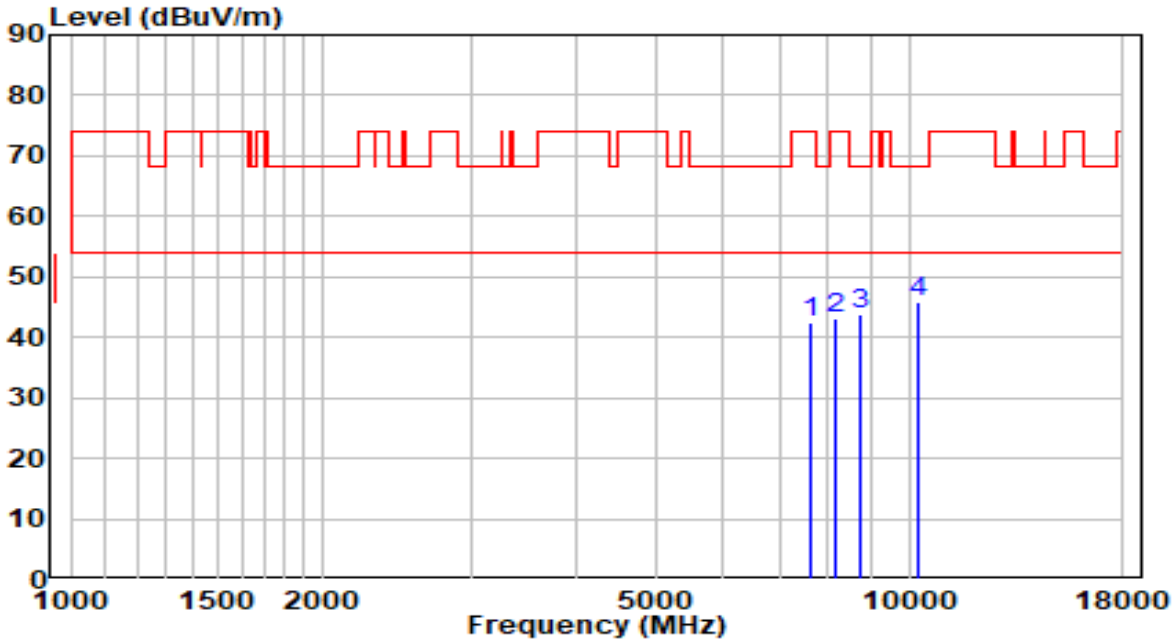

No		Frequency (MHz)	Reading (dBuV)	C.F (dB)	Measurement (dBuV/m)	Margin (dB)	Limit (dBuV/m)	Remark (QP/PK/AV)
1		7638.500	30.45	11.94	42.39	-31.61	74.00	Peak
2		8182.500	30.47	12.50	42.97	-31.03	74.00	Peak
3		8760.500	30.68	13.09	43.77	-24.43	68.20	Peak
4	*	10265.000	29.61	16.27	45.88	-22.32	68.20	Peak

Note:

1. " *", means this data is the worst emission level.
2. C.F (Correction Factor) = Antenna Factor (dB)+ Cable Loss (dB)- Preamplifier(dB).
3. Measurement(dBuV/m) = Reading(dBuV) + C.F (Correction Factor).
4.The emission levels of other frequencies are very lower than the limit and not show in test report.

EUT	AX5400 Wi-Fi 6 Router	Date of Test	2020-09-26
Factor	BBHA 9120D (1GHz~18GHz)_2020	Temp. / Humidity	23.4°C/42%
Polarity	Vertical	Site / Test Engineer	AC1 / Jay Chu
Test Mode	Transmit by 802.11ac-VHT40 at Channel 5230MHz (CDD Mode)	Test Voltage	120V/60Hz

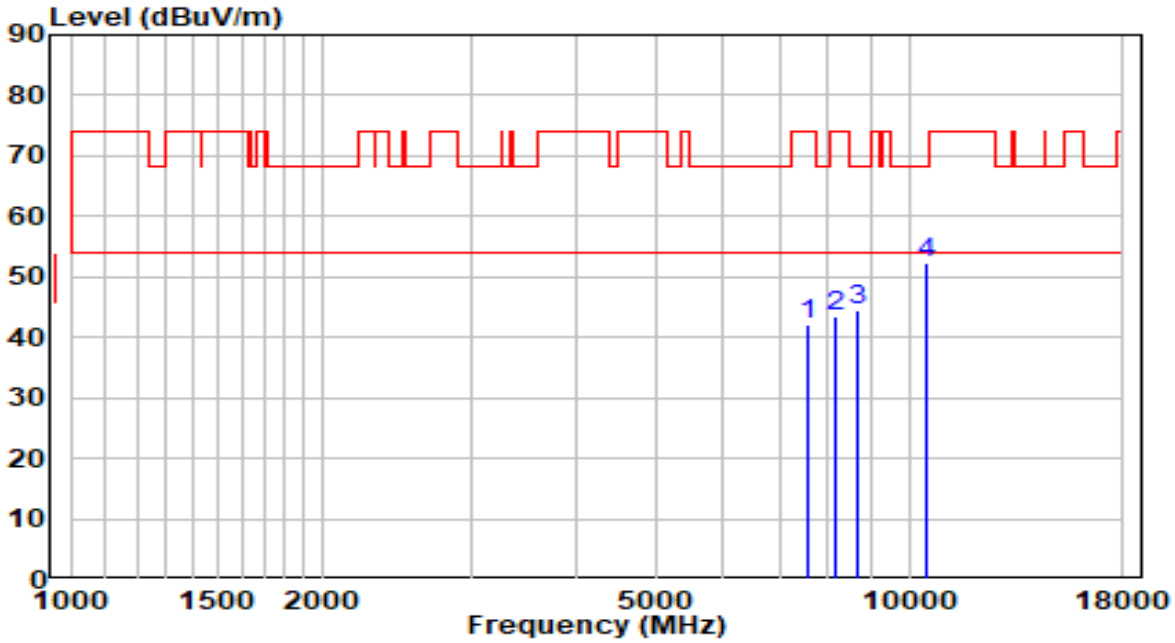

No		Frequency (MHz)	Reading (dBuV)	C.F (dB)	Measurement (dBuV/m)	Margin (dB)	Limit (dBuV/m)	Remark (QP/PK/AV)
1		7570.500	30.26	11.83	42.08	-31.92	74.00	Peak
2		8182.500	31.09	12.50	43.59	-30.41	74.00	Peak
3		8675.500	31.77	12.88	44.65	-23.55	68.20	Peak
4	*	10460.500	35.45	16.93	52.39	-15.81	68.20	Peak

Note:

1. " *", means this data is the worst emission level.
2. C.F (Correction Factor) = Antenna Factor (dB)+ Cable Loss (dB)- Preamplifier(dB).
3. Measurement(dBuV/m) = Reading(dBuV) + C.F (Correction Factor).
4.The emission levels of other frequencies are very lower than the limit and not show in test report.

EUT	AX5400 Wi-Fi 6 Router	Date of Test	2020-09-26
Factor	BBHA 9120D (1GHz~18GHz)_2020	Temp. / Humidity	23.4°C/42%
Polarity	Horizontal	Site / Test Engineer	AC1 / Jay Chu
Test Mode	Transmit by 802.11ac-VHT40 at Channel 5270MHz (CDD Mode)	Test Voltage	120V/60Hz

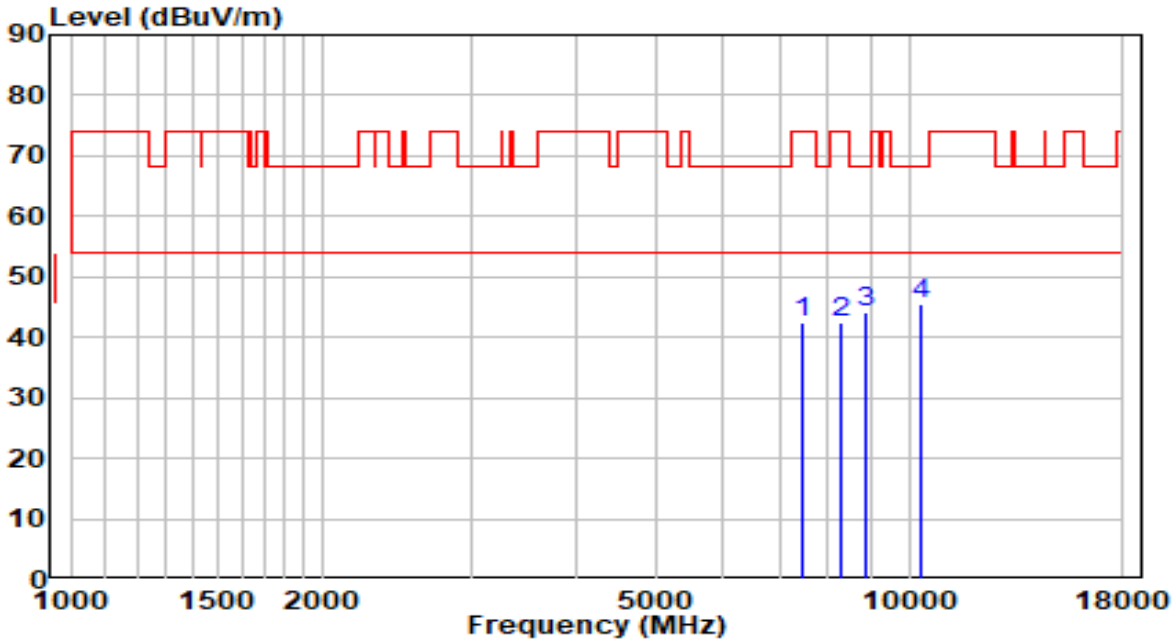

No		Frequency (MHz)	Reading (dBuV)	C.F (dB)	Measurement (dBuV/m)	Margin (dB)	Limit (dBuV/m)	Remark (QP/PK/AV)
1		7485.500	30.91	11.67	42.59	-31.41	74.00	Peak
2		8276.000	30.05	12.49	42.53	-31.47	74.00	Peak
3		8871.000	30.74	13.36	44.10	-24.10	68.20	Peak
4	*	10316.000	29.19	16.44	45.63	-22.57	68.20	Peak

Note:

1. " *", means this data is the worst emission level.
2. C.F (Correction Factor) = Antenna Factor (dB)+ Cable Loss (dB)- Preamplifier(dB).
3. Measurement(dBuV/m) = Reading(dBuV) + C.F (Correction Factor).
4.The emission levels of other frequencies are very lower than the limit and not show in test report.

EUT	AX5400 Wi-Fi 6 Router	Date of Test	2020-09-26
Factor	BBHA 9120D (1GHz~18GHz)_2020	Temp. / Humidity	23.4°C/42%
Polarity	Vertical	Site / Test Engineer	AC1 / Jay Chu
Test Mode	Transmit by 802.11ac-VHT40 at Channel 5270MHz (CDD Mode)	Test Voltage	120V/60Hz

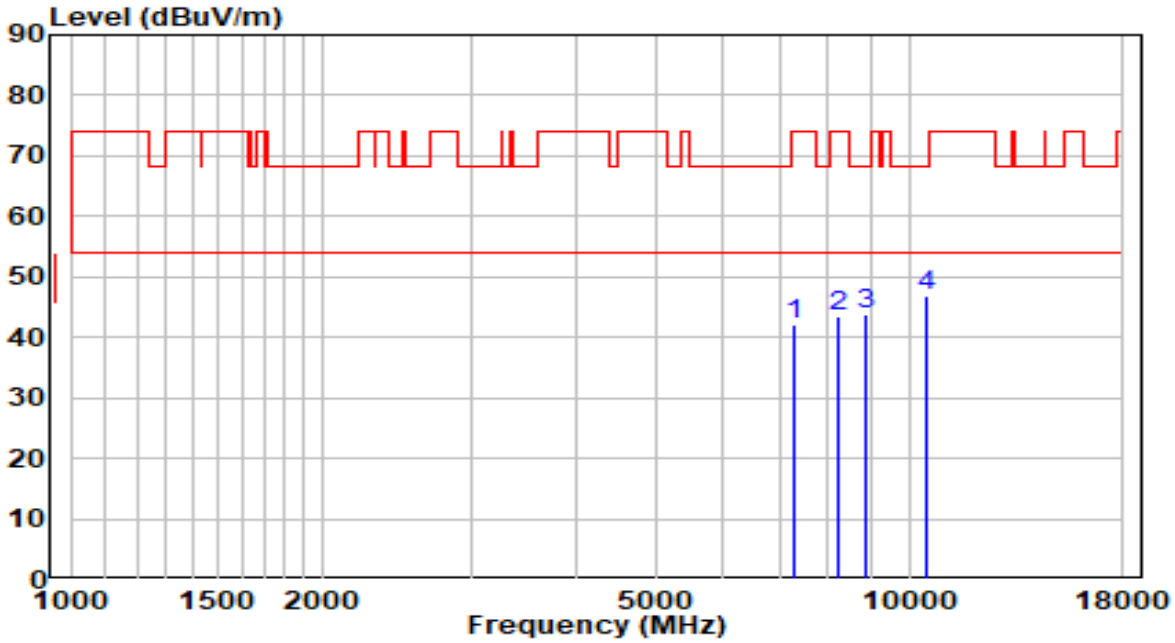

No		Frequency (MHz)	Reading (dBuV)	C.F (dB)	Measurement (dBuV/m)	Margin (dB)	Limit (dBuV/m)	Remark (QP/PK/AV)
1		7315.500	31.03	11.19	42.23	-31.77	74.00	Peak
2		8233.500	30.86	12.49	43.35	-30.65	74.00	Peak
3		8862.500	30.31	13.34	43.65	-24.55	68.20	Peak
4	*	10511.500	29.79	17.09	46.88	-21.32	68.20	Peak

Note:

1. " *", means this data is the worst emission level.
2. C.F (Correction Factor) = Antenna Factor (dB)+ Cable Loss (dB)- Preamplifier(dB).
3. Measurement(dBuV/m) = Reading(dBuV) + C.F (Correction Factor).
4.The emission levels of other frequencies are very lower than the limit and not show in test report.

EUT	AX5400 Wi-Fi 6 Router	Date of Test	2020-09-26
Factor	BBHA 9120D (1GHz~18GHz)_2020	Temp. / Humidity	23.4°C/42%
Polarity	Horizontal	Site / Test Engineer	AC1 / Jay Chu
Test Mode	Transmit by 802.11ac-VHT40 at Channel 5310MHz (CDD Mode)	Test Voltage	120V/60Hz

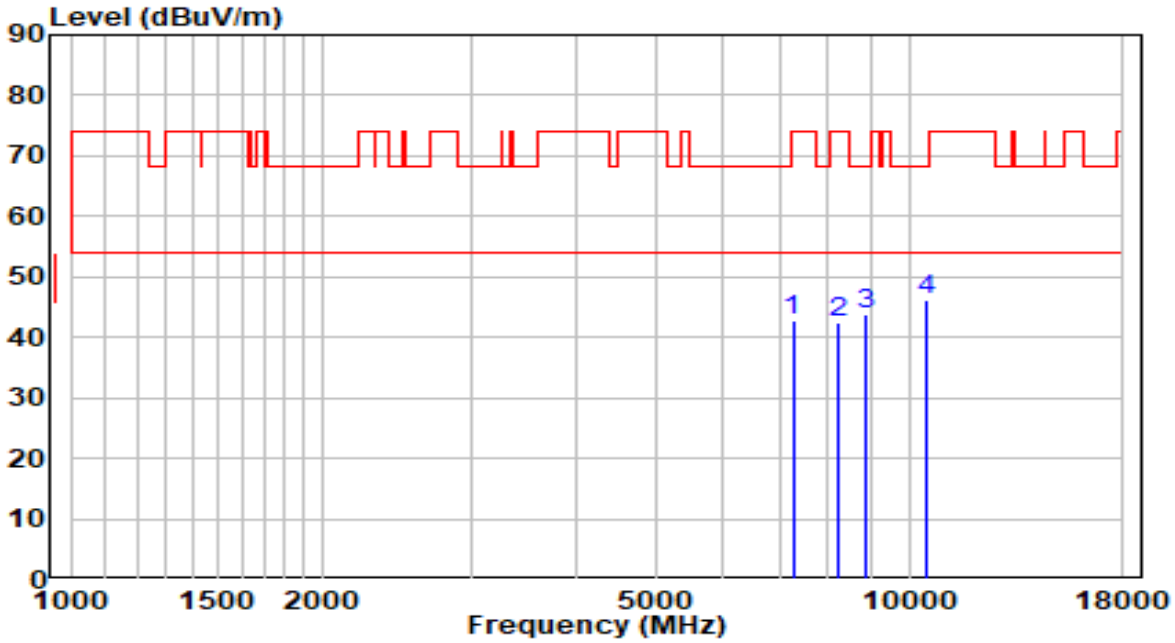

No		Frequency (MHz)	Reading (dBuV)	C.F (dB)	Measurement (dBuV/m)	Margin (dB)	Limit (dBuV/m)	Remark (QP/PK/AV)
1		7264.500	31.83	11.05	42.88	-31.12	74.00	Peak
2		8208.000	30.11	12.50	42.61	-31.39	74.00	Peak
3		8871.000	30.37	13.36	43.73	-24.47	68.20	Peak
4	*	10494.500	29.01	17.05	46.06	-22.14	68.20	Peak

Note:

1. " *", means this data is the worst emission level.
2. C.F (Correction Factor) = Antenna Factor (dB)+ Cable Loss (dB)- Preamplifier(dB).
3. Measurement(dBuV/m) = Reading(dBuV) + C.F (Correction Factor).
4.The emission levels of other frequencies are very lower than the limit and not show in test report.

EUT	AX5400 Wi-Fi 6 Router	Date of Test	2020-09-26
Factor	BBHA 9120D (1GHz~18GHz)_2020	Temp. / Humidity	23.4°C/42%
Polarity	Vertical	Site / Test Engineer	AC1 / Jay Chu
Test Mode	Transmit by 802.11ac-VHT40 at Channel 5310MHz (CDD Mode)	Test Voltage	120V/60Hz

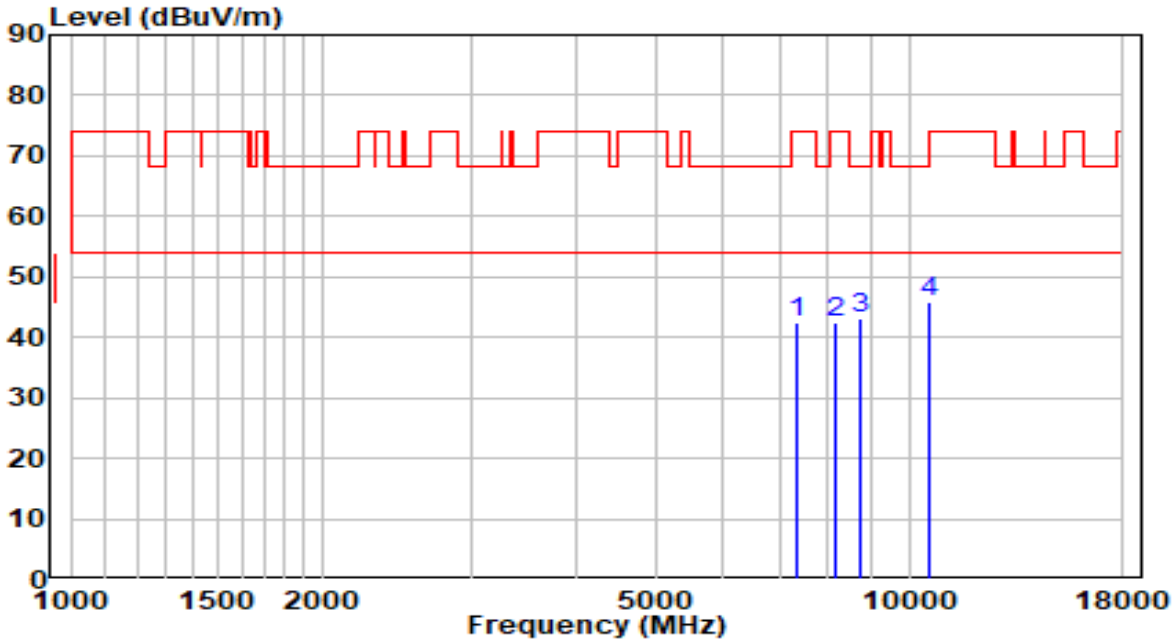

No		Frequency (MHz)	Reading (dBuV)	C.F (dB)	Measurement (dBuV/m)	Margin (dB)	Limit (dBuV/m)	Remark (QP/PK/AV)
1		7332.500	31.29	11.24	42.53	-31.47	74.00	Peak
2		8191.000	30.04	12.50	42.54	-31.46	74.00	Peak
3		8760.500	30.09	13.09	43.18	-25.02	68.20	Peak
4	*	10537.000	28.78	17.12	45.90	-22.30	68.20	Peak

Note:

1. " *", means this data is the worst emission level.
2. C.F (Correction Factor) = Antenna Factor (dB)+ Cable Loss (dB)- Preamplifier(dB).
3. Measurement(dBuV/m) = Reading(dBuV) + C.F (Correction Factor).
4.The emission levels of other frequencies are very lower than the limit and not show in test report.

EUT	AX5400 Wi-Fi 6 Router	Date of Test	2020-09-26
Factor	BBHA 9120D (1GHz~18GHz)_2020	Temp. / Humidity	23.4°C/42%
Polarity	Horizontal	Site / Test Engineer	AC1 / Jay Chu
Test Mode	Transmit by 802.11ac-VHT40 at Channel 5510MHz (CDD Mode)	Test Voltage	120V/60Hz

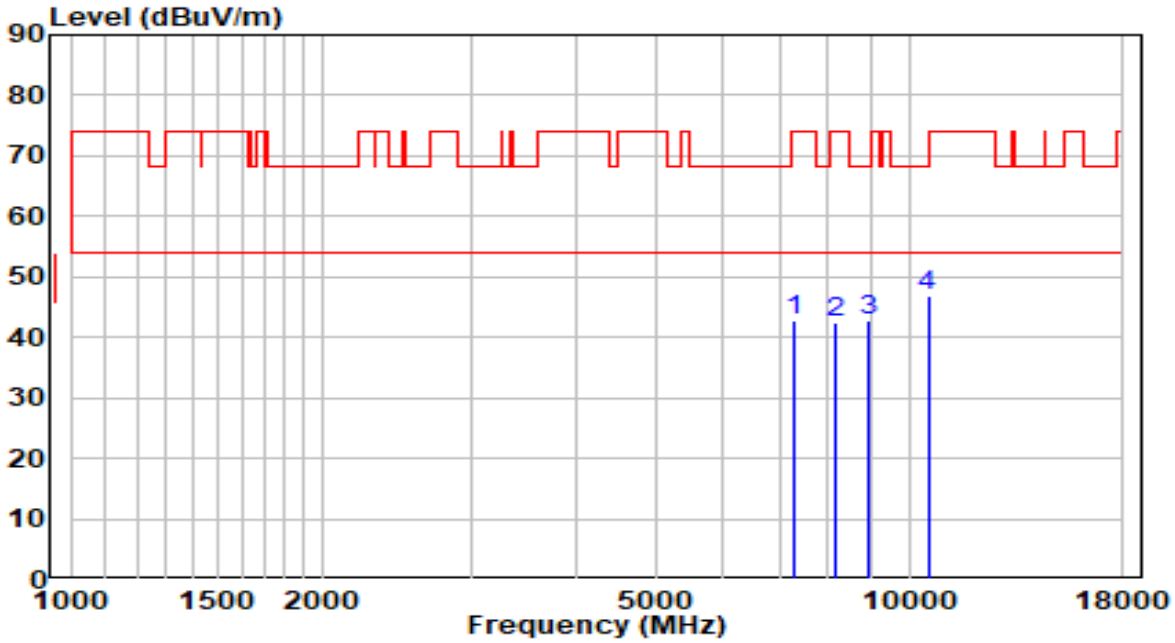

No		Frequency (MHz)	Reading (dBuV)	C.F (dB)	Measurement (dBuV/m)	Margin (dB)	Limit (dBuV/m)	Remark (QP/PK/AV)
1		7290.000	31.69	11.12	42.81	-31.19	74.00	Peak
2		8174.000	30.10	12.50	42.61	-31.39	74.00	Peak
3		8913.500	29.49	13.47	42.96	-25.24	68.20	Peak
4	*	10528.500	29.60	17.11	46.71	-21.49	68.20	Peak

Note:

1. " *", means this data is the worst emission level.
2. C.F (Correction Factor) = Antenna Factor (dB)+ Cable Loss (dB)- Preamplifier(dB).
3. Measurement(dBuV/m) = Reading(dBuV) + C.F (Correction Factor).
4.The emission levels of other frequencies are very lower than the limit and not show in test report.

EUT	AX5400 Wi-Fi 6 Router	Date of Test	2020-09-26
Factor	BBHA 9120D (1GHz~18GHz)_2020	Temp. / Humidity	23.4°C/42%
Polarity	Vertical	Site / Test Engineer	AC1 / Jay Chu
Test Mode	Transmit by 802.11ac-VHT40 at Channel 5510MHz (CDD Mode)	Test Voltage	120V/60Hz

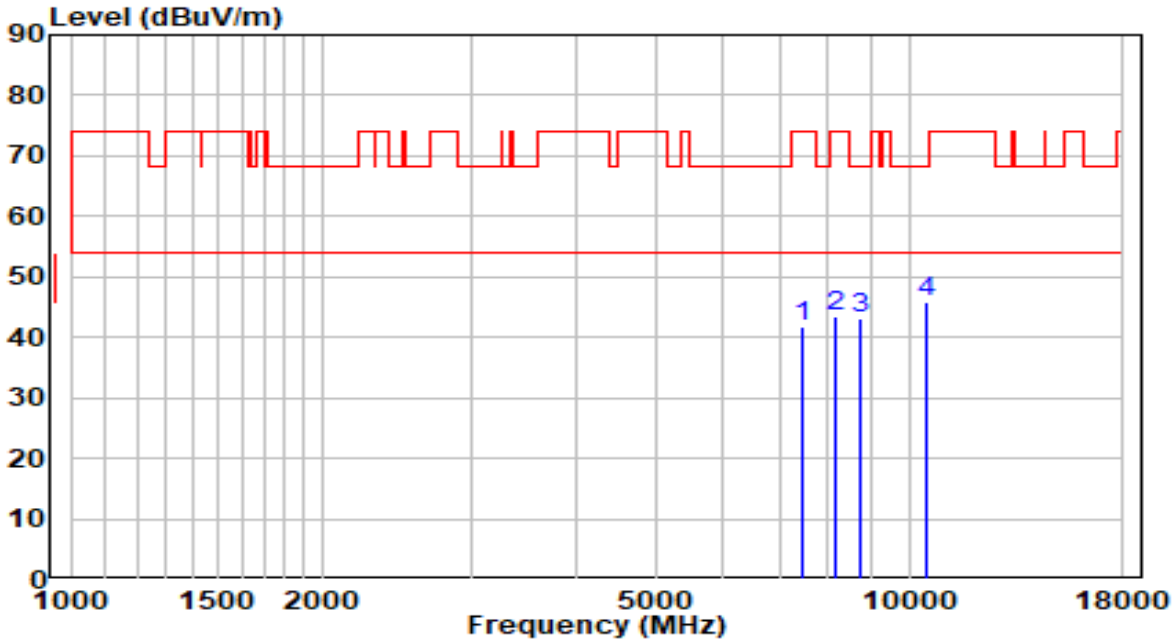

No		Frequency (MHz)	Reading (dBuV)	C.F (dB)	Measurement (dBuV/m)	Margin (dB)	Limit (dBuV/m)	Remark (QP/PK/AV)
1		7485.500	30.14	11.67	41.81	-32.19	74.00	Peak
2		8157.000	30.98	12.51	43.49	-30.51	74.00	Peak
3		8752.000	30.19	13.07	43.26	-24.94	68.20	Peak
4	*	10520.000	28.60	17.10	45.70	-22.50	68.20	Peak

Note:

1. " *", means this data is the worst emission level.
2. C.F (Correction Factor) = Antenna Factor (dB)+ Cable Loss (dB)- Preamplifier(dB).
3. Measurement(dBuV/m) = Reading(dBuV) + C.F (Correction Factor).
4.The emission levels of other frequencies are very lower than the limit and not show in test report.

EUT	AX5400 Wi-Fi 6 Router	Date of Test	2020-09-26
Factor	BBHA 9120D (1GHz~18GHz)_2020	Temp. / Humidity	23.4°C/42%
Polarity	Horizontal	Site / Test Engineer	AC1 / Jay Chu
Test Mode	Transmit by 802.11ac-VHT40 at Channel 5550MHz (CDD Mode)	Test Voltage	120V/60Hz

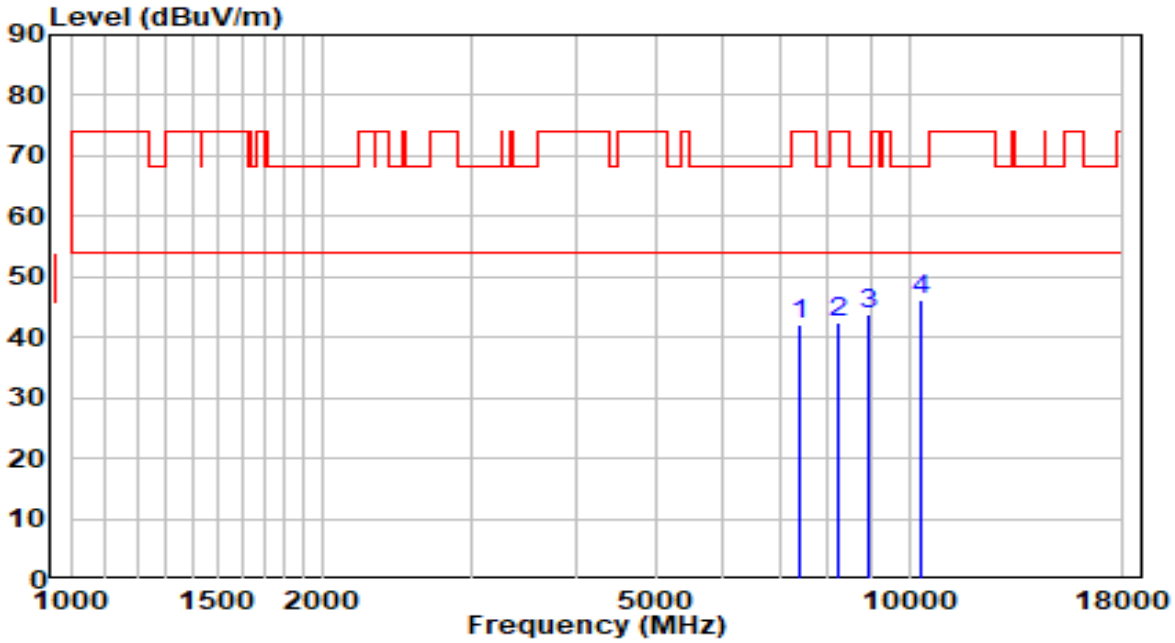

No		Frequency (MHz)	Reading (dBuV)	C.F (dB)	Measurement (dBuV/m)	Margin (dB)	Limit (dBuV/m)	Remark (QP/PK/AV)
1		7392.000	30.86	11.41	42.27	-31.73	74.00	Peak
2		8208.000	30.06	12.50	42.56	-31.44	74.00	Peak
3		8922.000	30.34	13.49	43.82	-24.38	68.20	Peak
4	*	10316.000	29.88	16.44	46.32	-21.88	68.20	Peak

Note:

1. " *", means this data is the worst emission level.
2. C.F (Correction Factor) = Antenna Factor (dB)+ Cable Loss (dB)- Preamplifier(dB).
3. Measurement(dBuV/m) = Reading(dBuV) + C.F (Correction Factor).
4.The emission levels of other frequencies are very lower than the limit and not show in test report.

EUT	AX5400 Wi-Fi 6 Router	Date of Test	2020-09-26
Factor	BBHA 9120D (1GHz~18GHz)_2020	Temp. / Humidity	23.4°C/42%
Polarity	Vertical	Site / Test Engineer	AC1 / Jay Chu
Test Mode	Transmit by 802.11ac-VHT40 at Channel 5550MHz (CDD Mode)	Test Voltage	120V/60Hz

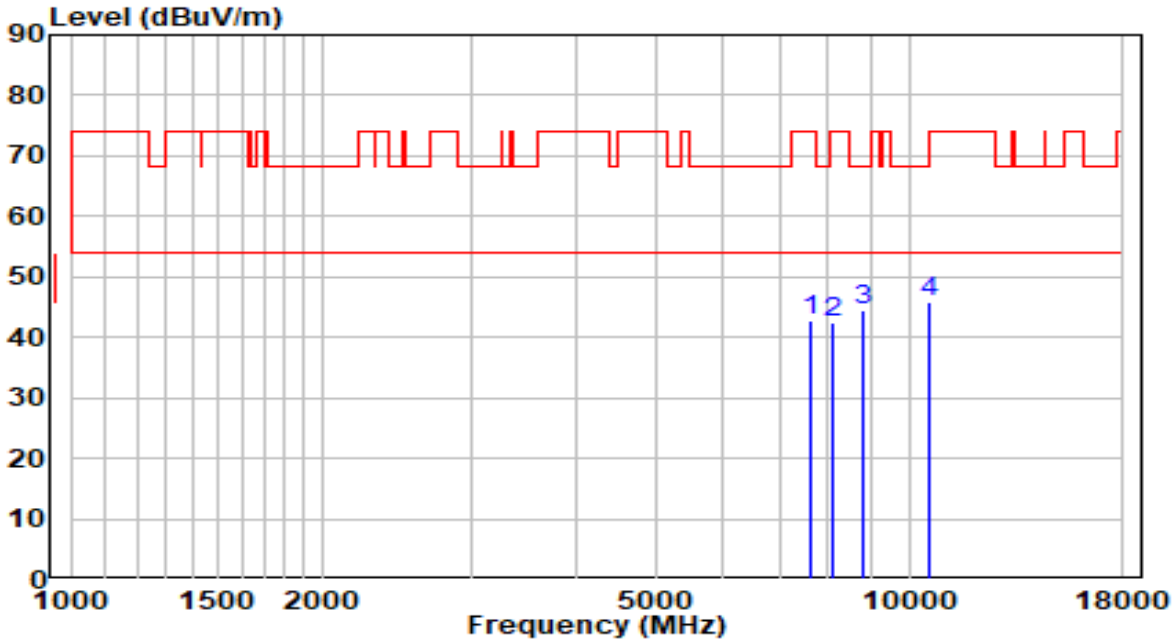

No		Frequency (MHz)	Reading (dBuV)	C.F (dB)	Measurement (dBuV/m)	Margin (dB)	Limit (dBuV/m)	Remark (QP/PK/AV)
1		7604.500	31.07	11.89	42.96	-31.04	74.00	Peak
2		8114.500	29.87	12.51	42.39	-31.61	74.00	Peak
3		8820.000	31.37	13.24	44.61	-23.59	68.20	Peak
4	*	10537.000	28.84	17.12	45.97	-22.23	68.20	Peak

Note:

1. " *", means this data is the worst emission level.
2. C.F (Correction Factor) = Antenna Factor (dB)+ Cable Loss (dB)- Preamplifier(dB).
3. Measurement(dBuV/m) = Reading(dBuV) + C.F (Correction Factor).
4.The emission levels of other frequencies are very lower than the limit and not show in test report.

EUT	AX5400 Wi-Fi 6 Router	Date of Test	2020-09-26
Factor	BBHA 9120D (1GHz~18GHz)_2020	Temp. / Humidity	23.4°C/42%
Polarity	Horizontal	Site / Test Engineer	AC1 / Jay Chu
Test Mode	Transmit by 802.11ac-VHT40 at Channel 5670MHz (CDD Mode)	Test Voltage	120V/60Hz

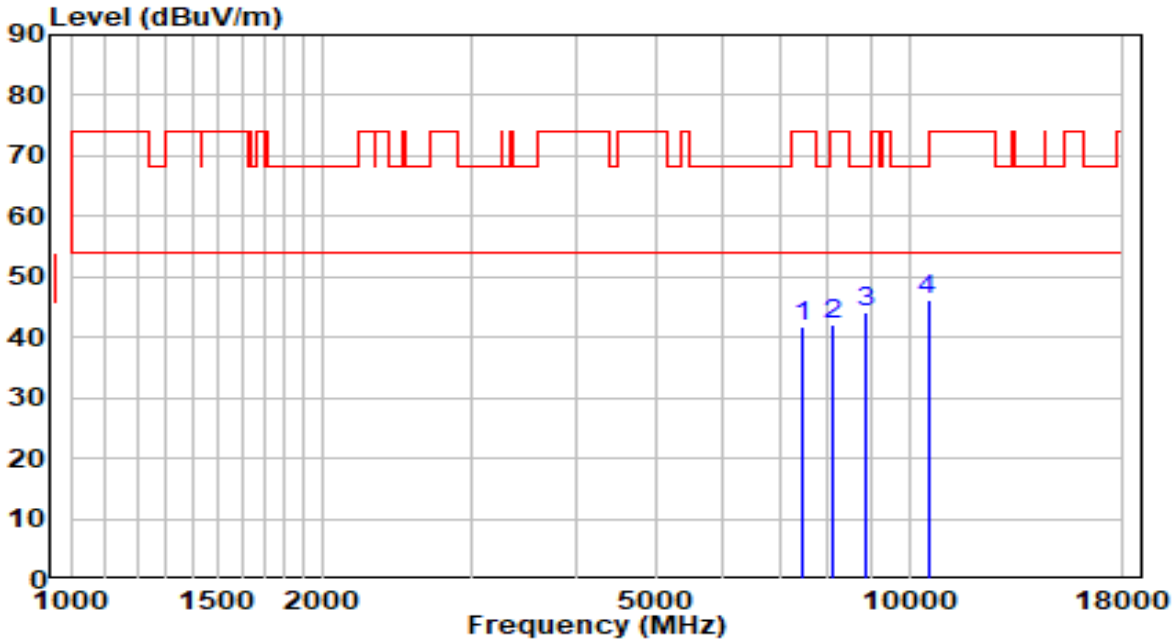

No		Frequency (MHz)	Reading (dBuV)	C.F (dB)	Measurement (dBuV/m)	Margin (dB)	Limit (dBuV/m)	Remark (QP/PK/AV)
1		7468.500	30.10	11.63	41.72	-32.28	74.00	Peak
2		8097.500	29.76	12.52	42.28	-31.72	74.00	Peak
3		8862.500	30.96	13.34	44.30	-23.90	68.20	Peak
4	*	10528.500	29.02	17.11	46.13	-22.07	68.20	Peak

Note:

1. " *", means this data is the worst emission level.
2. C.F (Correction Factor) = Antenna Factor (dB)+ Cable Loss (dB)- Preamplifier(dB).
3. Measurement(dBuV/m) = Reading(dBuV) + C.F (Correction Factor).
4.The emission levels of other frequencies are very lower than the limit and not show in test report.

EUT	AX5400 Wi-Fi 6 Router	Date of Test	2020-09-26
Factor	BBHA 9120D (1GHz~18GHz)_2020	Temp. / Humidity	23.4°C/42%
Polarity	Vertical	Site / Test Engineer	AC1 / Jay Chu
Test Mode	Transmit by 802.11ac-VHT40 at Channel 5670MHz (CDD Mode)	Test Voltage	120V/60Hz

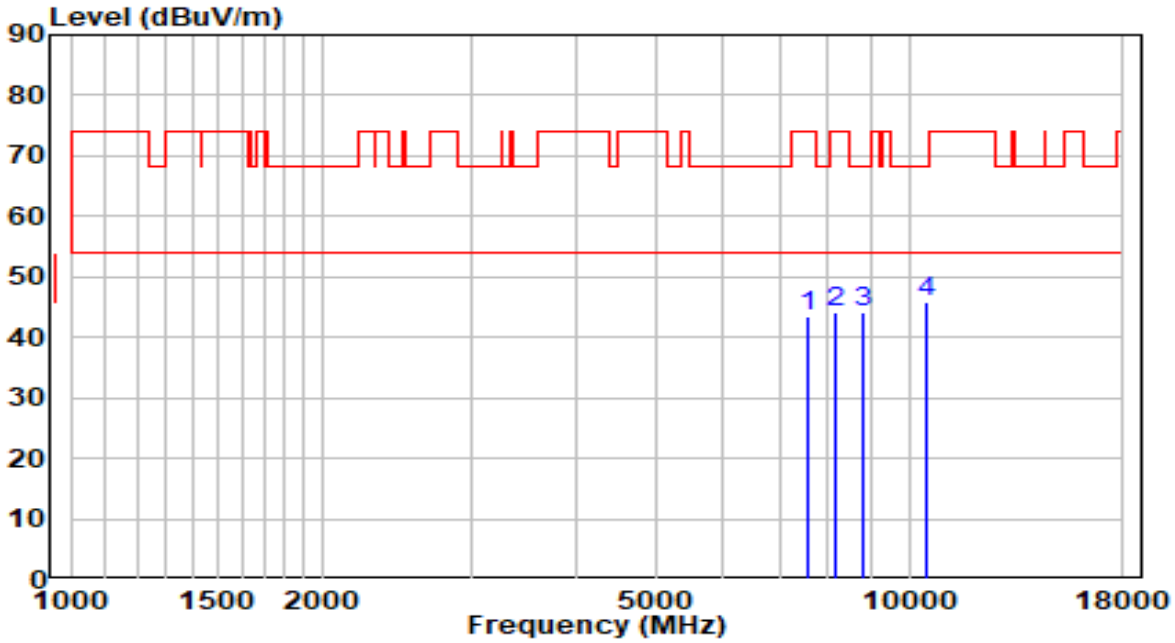

No		Frequency (MHz)	Reading (dBuV)	C.F (dB)	Measurement (dBuV/m)	Margin (dB)	Limit (dBuV/m)	Remark (QP/PK/AV)
1		7579.000	31.73	11.84	43.57	-30.43	74.00	Peak
2		8191.000	31.55	12.50	44.05	-29.95	74.00	Peak
3		8803.000	30.82	13.20	44.02	-24.18	68.20	Peak
4	*	10520.000	28.80	17.10	45.90	-22.30	68.20	Peak

Note:

1. " *", means this data is the worst emission level.
2. C.F (Correction Factor) = Antenna Factor (dB)+ Cable Loss (dB)- Preamplifier(dB).
3. Measurement(dBuV/m) = Reading(dBuV) + C.F (Correction Factor).
4.The emission levels of other frequencies are very lower than the limit and not show in test report.

EUT	AX5400 Wi-Fi 6 Router	Date of Test	2020-09-26
Factor	BBHA 9120D (1GHz~18GHz)_2020	Temp. / Humidity	23.4°C/42%
Polarity	Horizontal	Site / Test Engineer	AC1 / Jay Chu
Test Mode	Transmit by 802.11ac-VHT40 at Channel 5710MHz (CDD Mode)	Test Voltage	120V/60Hz

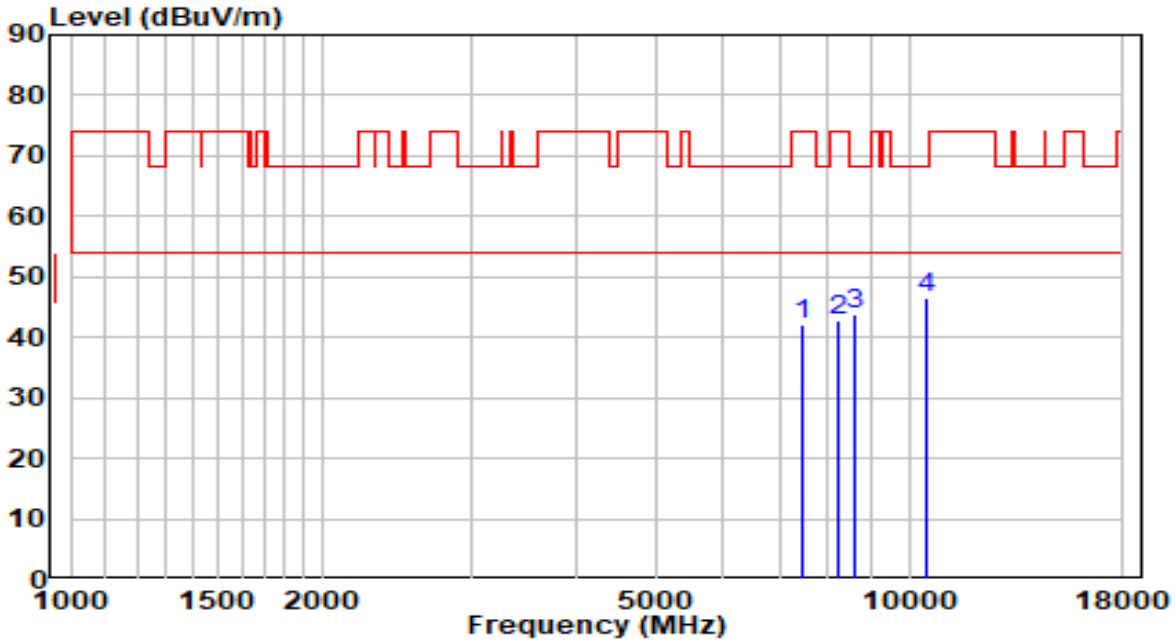

No		Frequency (MHz)	Reading (dBuV)	C.F (dB)	Measurement (dBuV/m)	Margin (dB)	Limit (dBuV/m)	Remark (QP/PK/AV)
1		7468.500	30.46	11.63	42.09	-31.91	74.00	Peak
2		8208.000	30.41	12.50	42.90	-31.10	74.00	Peak
3		8607.500	30.96	12.72	43.68	-24.52	68.20	Peak
4	*	10511.500	29.46	17.09	46.55	-21.65	68.20	Peak

Note:

1. " *", means this data is the worst emission level.
2. C.F (Correction Factor) = Antenna Factor (dB)+ Cable Loss (dB)- Preamplifier(dB).
3. Measurement(dBuV/m) = Reading(dBuV) + C.F (Correction Factor).
4.The emission levels of other frequencies are very lower than the limit and not show in test report.

EUT	AX5400 Wi-Fi 6 Router	Date of Test	2020-09-26
Factor	BBHA 9120D (1GHz~18GHz)_2020	Temp. / Humidity	23.4°C/42%
Polarity	Vertical	Site / Test Engineer	AC1 / Jay Chu
Test Mode	Transmit by 802.11ac-VHT40 at Channel 5710MHz (CDD Mode)	Test Voltage	120V/60Hz

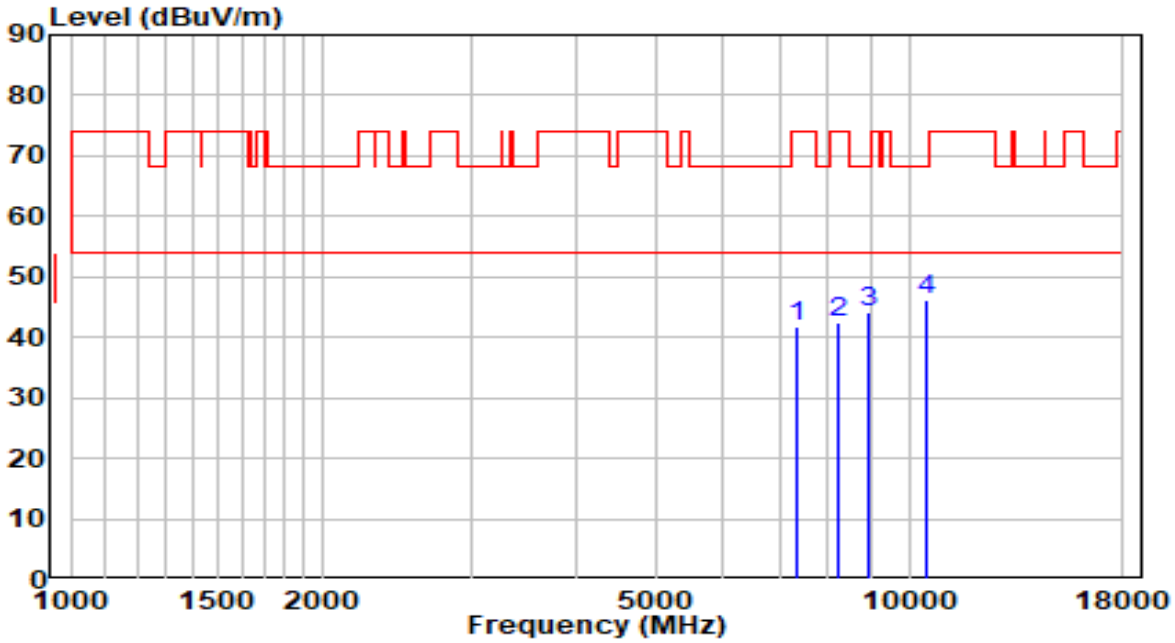

No		Frequency (MHz)	Reading (dBuV)	C.F (dB)	Measurement (dBuV/m)	Margin (dB)	Limit (dBuV/m)	Remark (QP/PK/AV)
1		7324.000	30.59	11.22	41.80	-32.20	74.00	Peak
2		8242.000	30.03	12.49	42.53	-31.47	74.00	Peak
3		8956.000	30.60	13.57	44.17	-24.03	68.20	Peak
4	*	10469.000	29.32	16.96	46.28	-21.92	68.20	Peak

Note:

1. " *", means this data is the worst emission level.
2. C.F (Correction Factor) = Antenna Factor (dB)+ Cable Loss (dB)- Preamplifier(dB).
3. Measurement(dBuV/m) = Reading(dBuV) + C.F (Correction Factor).
4.The emission levels of other frequencies are very lower than the limit and not show in test report.

EUT	AX5400 Wi-Fi 6 Router	Date of Test	2020-09-26
Factor	BBHA 9120D (1GHz~18GHz)_2020	Temp. / Humidity	23.4°C/42%
Polarity	Horizontal	Site / Test Engineer	AC1 / Jay Chu
Test Mode	Transmit by 802.11ac-VHT40 at Channel 5755MHz (CDD Mode)	Test Voltage	120V/60Hz

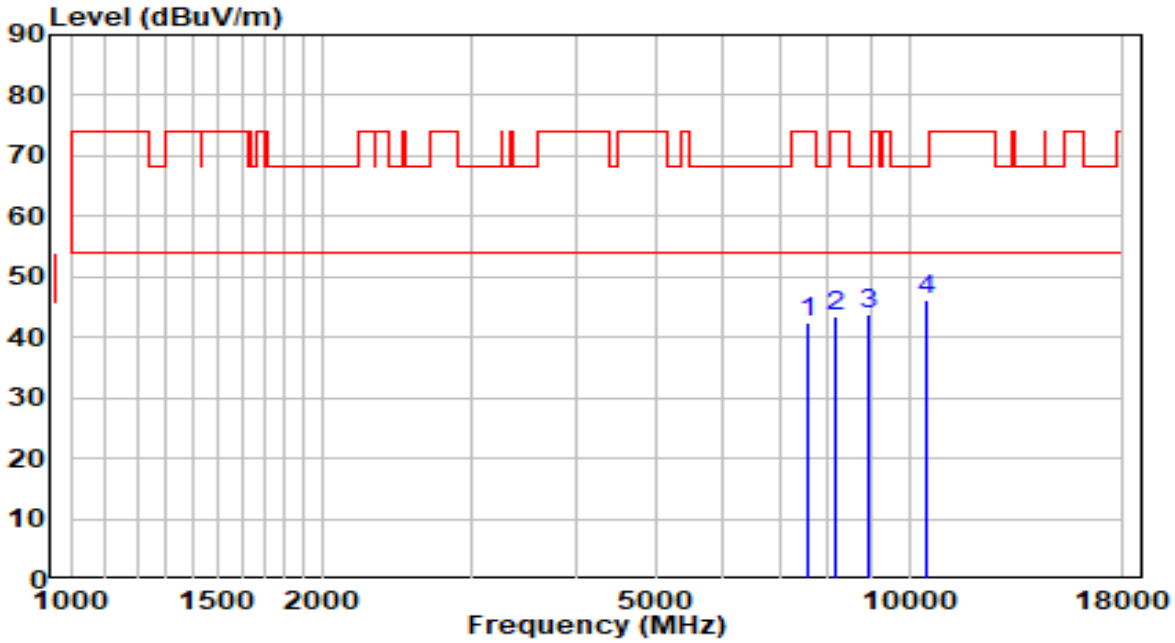

No		Frequency (MHz)	Reading (dBuV)	C.F (dB)	Measurement (dBuV/m)	Margin (dB)	Limit (dBuV/m)	Remark (QP/PK/AV)
1		7570.500	30.75	11.83	42.58	-31.42	74.00	Peak
2		8157.000	30.95	12.51	43.46	-30.54	74.00	Peak
3		8956.000	30.23	13.57	43.80	-24.40	68.20	Peak
4	*	10511.500	28.95	17.09	46.04	-22.16	68.20	Peak

Note:

1. " *", means this data is the worst emission level.
2. C.F (Correction Factor) = Antenna Factor (dB)+ Cable Loss (dB)- Preamplifier(dB).
3. Measurement(dBuV/m) = Reading(dBuV) + C.F (Correction Factor).
4.The emission levels of other frequencies are very lower than the limit and not show in test report.

EUT	AX5400 Wi-Fi 6 Router	Date of Test	2020-09-26
Factor	BBHA 9120D (1GHz~18GHz)_2020	Temp. / Humidity	23.4°C/42%
Polarity	Vertical	Site / Test Engineer	AC1 / Jay Chu
Test Mode	Transmit by 802.11ac-VHT40 at Channel 5755MHz (CDD Mode)	Test Voltage	120V/60Hz

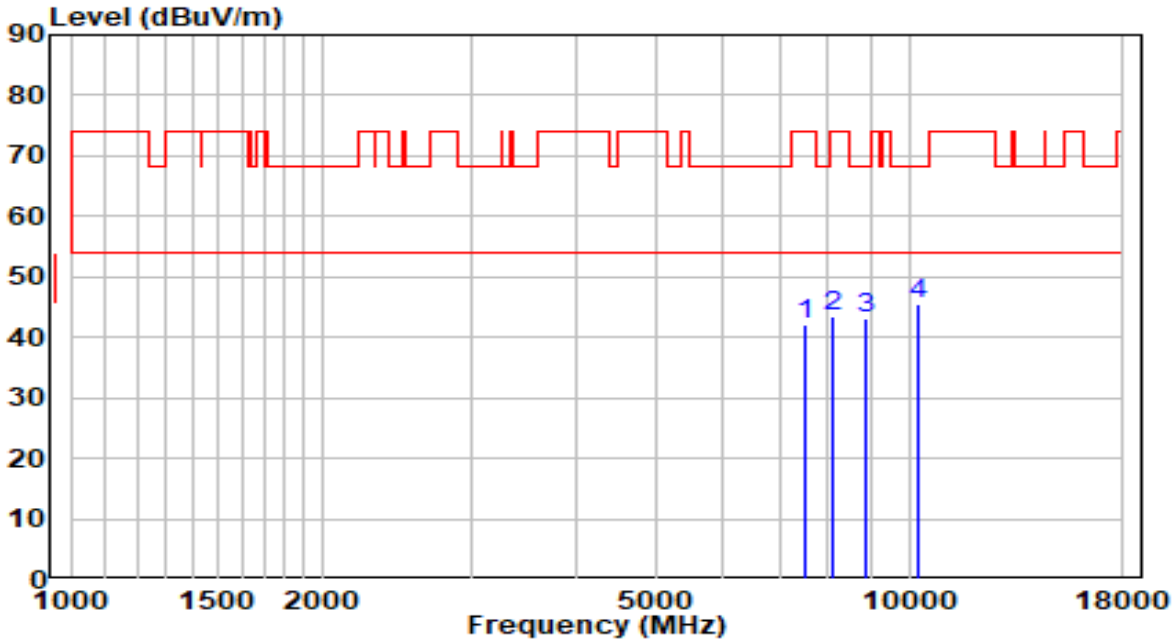

No		Frequency (MHz)	Reading (dBuV)	C.F (dB)	Measurement (dBuV/m)	Margin (dB)	Limit (dBuV/m)	Remark (QP/PK/AV)
1		7494.000	30.58	11.70	42.28	-31.72	74.00	Peak
2		8123.000	30.90	12.51	43.41	-30.59	74.00	Peak
3		8905.000	29.68	13.45	43.12	-25.08	68.20	Peak
4	*	10273.500	29.32	16.30	45.62	-22.58	68.20	Peak

Note:

1. " *", means this data is the worst emission level.
2. C.F (Correction Factor) = Antenna Factor (dB)+ Cable Loss (dB)- Preamplifier(dB).
3. Measurement(dBuV/m) = Reading(dBuV) + C.F (Correction Factor).
4.The emission levels of other frequencies are very lower than the limit and not show in test report.

EUT	AX5400 Wi-Fi 6 Router	Date of Test	2020-09-26
Factor	BBHA 9120D (1GHz~18GHz)_2020	Temp. / Humidity	23.4°C/42%
Polarity	Horizontal	Site / Test Engineer	AC1 / Jay Chu
Test Mode	Transmit by 802.11ac-VHT40 at Channel 5795MHz (CDD Mode)	Test Voltage	120V/60Hz

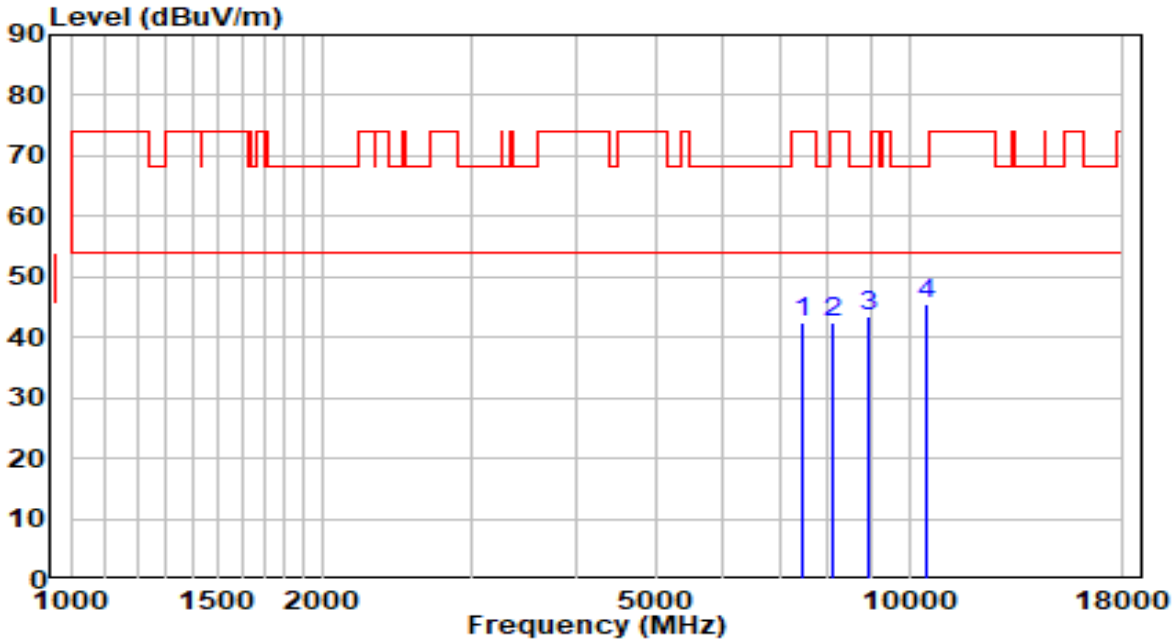

No		Frequency (MHz)	Reading (dBuV)	C.F (dB)	Measurement (dBuV/m)	Margin (dB)	Limit (dBuV/m)	Remark (QP/PK/AV)
1		7477.000	30.74	11.65	42.39	-31.61	74.00	Peak
2		8123.000	29.84	12.51	42.35	-31.65	74.00	Peak
3		8947.500	29.92	13.55	43.47	-24.73	68.20	Peak
4	*	10520.000	28.56	17.10	45.66	-22.54	68.20	Peak

Note:

1. " *", means this data is the worst emission level.
2. C.F (Correction Factor) = Antenna Factor (dB)+ Cable Loss (dB)- Preamplifier(dB).
3. Measurement(dBuV/m) = Reading(dBuV) + C.F (Correction Factor).
4.The emission levels of other frequencies are very lower than the limit and not show in test report.

EUT	AX5400 Wi-Fi 6 Router	Date of Test	2020-09-26
Factor	BBHA 9120D (1GHz~18GHz)_2020	Temp. / Humidity	23.4°C/42%
Polarity	Vertical	Site / Test Engineer	AC1 / Jay Chu
Test Mode	Transmit by 802.11ac-VHT40 at Channel 5795MHz (CDD Mode)	Test Voltage	120V/60Hz

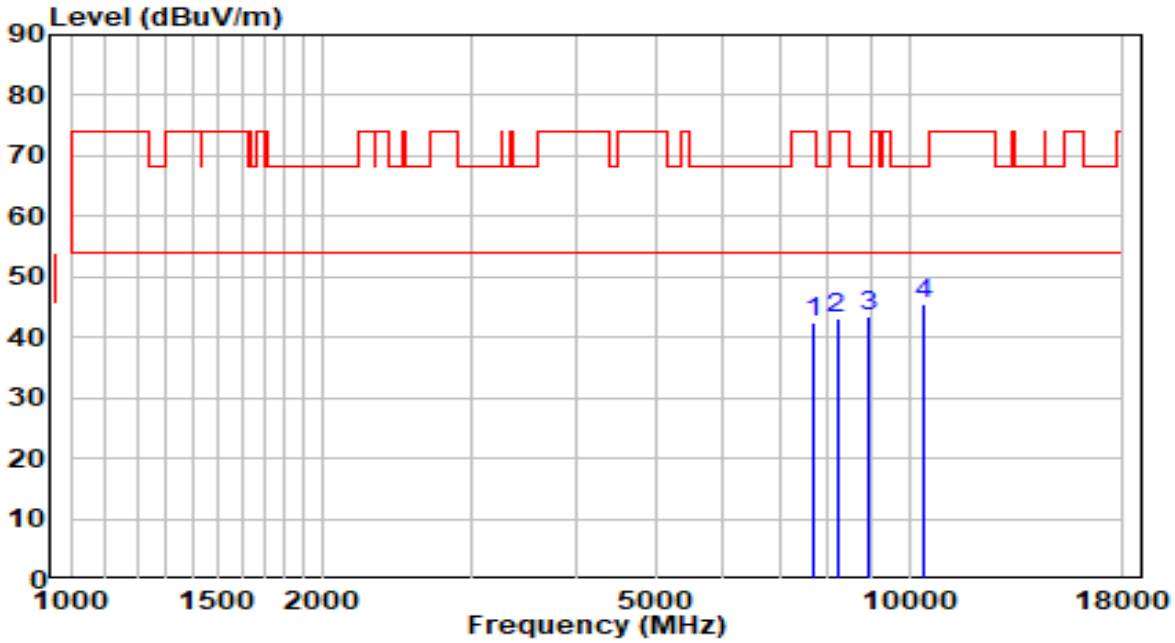

No		Frequency (MHz)	Reading (dBuV)	C.F (dB)	Measurement (dBuV/m)	Margin (dB)	Limit (dBuV/m)	Remark (QP/PK/AV)
1		7681.000	30.49	12.01	42.50	-31.50	74.00	Peak
2		8199.500	30.54	12.50	43.05	-30.95	74.00	Peak
3		8939.000	30.06	13.53	43.59	-24.61	68.20	Peak
4	*	10409.500	28.89	16.76	45.65	-22.55	68.20	Peak

Note:

1. " *", means this data is the worst emission level.
2. C.F (Correction Factor) = Antenna Factor (dB)+ Cable Loss (dB)- Preamplifier(dB).
3. Measurement(dBuV/m) = Reading(dBuV) + C.F (Correction Factor).
4.The emission levels of other frequencies are very lower than the limit and not show in test report.

EUT	AX5400 Wi-Fi 6 Router	Date of Test	2020-09-26
Factor	BBHA 9120D (1GHz~18GHz)_2020	Temp. / Humidity	23.4°C/42%
Polarity	Horizontal	Site / Test Engineer	AC1 / Jay Chu
Test Mode	Transmit by 802.11ac-VHT80 at Channel 5210MHz (CDD Mode)	Test Voltage	120V/60Hz

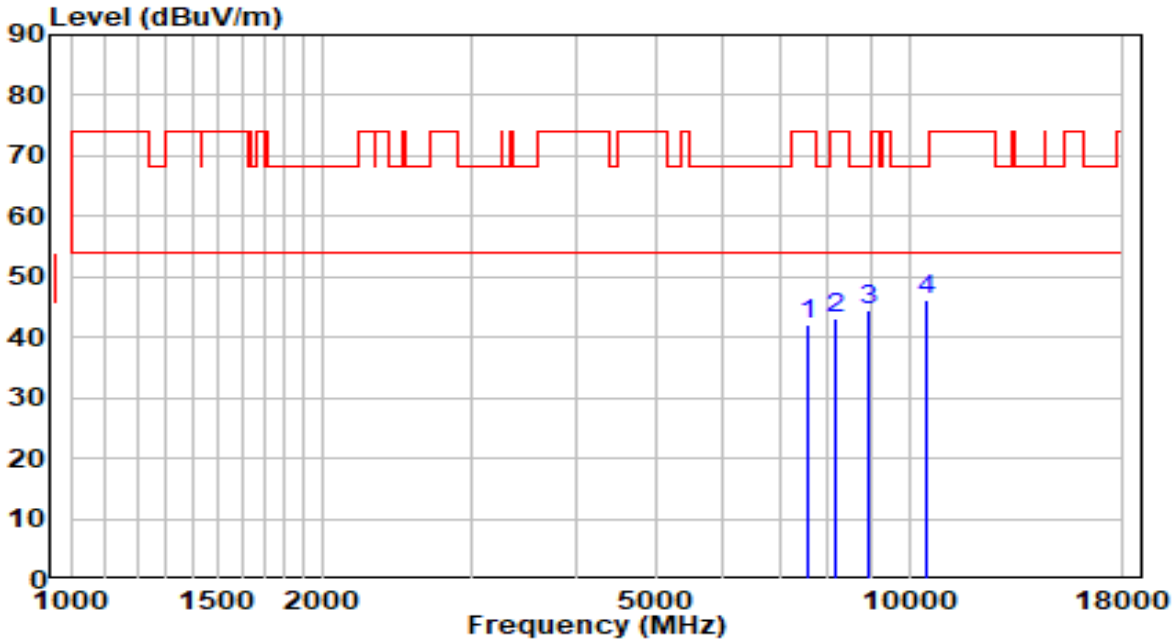

No		Frequency (MHz)	Reading (dBuV)	C.F (dB)	Measurement (dBuV/m)	Margin (dB)	Limit (dBuV/m)	Remark (QP/PK/AV)
1		7570.500	30.30	11.83	42.13	-31.87	74.00	Peak
2		8182.500	30.77	12.50	43.27	-30.73	74.00	Peak
3		8922.000	30.93	13.49	44.42	-23.78	68.20	Peak
4	*	10452.000	29.25	16.91	46.15	-22.05	68.20	Peak

Note:

1. " *", means this data is the worst emission level.
2. C.F (Correction Factor) = Antenna Factor (dB)+ Cable Loss (dB)- Preamplifier(dB).
3. Measurement(dBuV/m) = Reading(dBuV) + C.F (Correction Factor).
4.The emission levels of other frequencies are very lower than the limit and not show in test report.

EUT	AX5400 Wi-Fi 6 Router	Date of Test	2020-09-26
Factor	BBHA 9120D (1GHz~18GHz)_2020	Temp. / Humidity	23.4°C/42%
Polarity	Vertical	Site / Test Engineer	AC1 / Jay Chu
Test Mode	Transmit by 802.11ac-VHT80 at Channel 5210MHz (CDD Mode)	Test Voltage	120V/60Hz

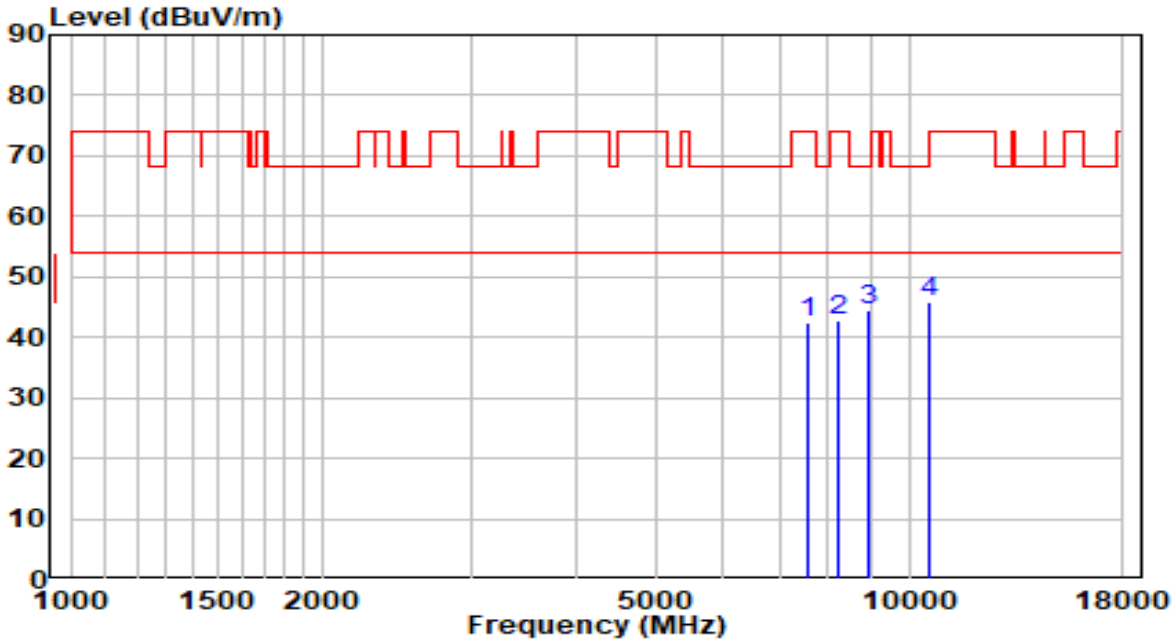

No		Frequency (MHz)	Reading (dBuV)	C.F (dB)	Measurement (dBuV/m)	Margin (dB)	Limit (dBuV/m)	Remark (QP/PK/AV)
1		7562.000	30.77	11.82	42.59	-31.41	74.00	Peak
2		8233.500	30.19	12.49	42.69	-31.31	74.00	Peak
3		8947.500	30.92	13.55	44.47	-23.73	68.20	Peak
4	*	10537.000	28.68	17.12	45.80	-22.40	68.20	Peak

Note:

1. " *", means this data is the worst emission level.
2. C.F (Correction Factor) = Antenna Factor (dB)+ Cable Loss (dB)- Preamplifier(dB).
3. Measurement(dBuV/m) = Reading(dBuV) + C.F (Correction Factor).
4.The emission levels of other frequencies are very lower than the limit and not show in test report.

EUT	AX5400 Wi-Fi 6 Router	Date of Test	2020-09-26
Factor	BBHA 9120D (1GHz~18GHz)_2020	Temp. / Humidity	23.4°C/42%
Polarity	Horizontal	Site / Test Engineer	AC1 / Jay Chu
Test Mode	Transmit by 802.11ac-VHT80 at Channel 5290MHz (CDD Mode)	Test Voltage	120V/60Hz

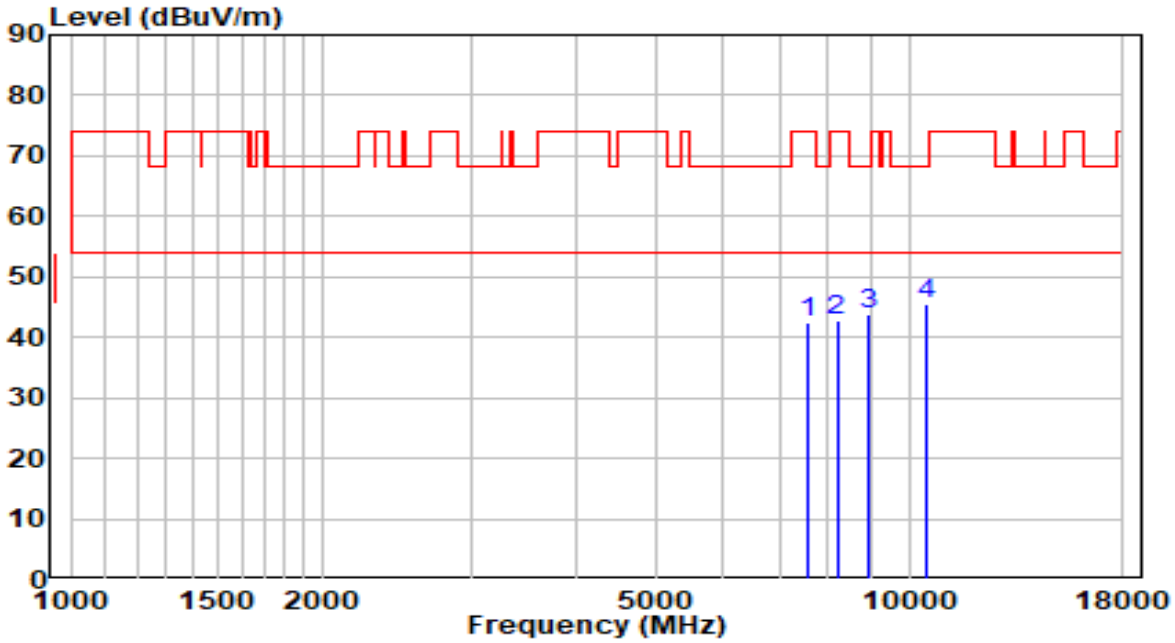

No		Frequency (MHz)	Reading (dBuV)	C.F (dB)	Measurement (dBuV/m)	Margin (dB)	Limit (dBuV/m)	Remark (QP/PK/AV)
1		7579.000	30.59	11.84	42.44	-31.56	74.00	Peak
2		8199.500	30.38	12.50	42.88	-31.12	74.00	Peak
3		8973.000	30.11	13.61	43.72	-24.48	68.20	Peak
4	*	10469.000	28.59	16.96	45.56	-22.64	68.20	Peak

Note:

1. " *", means this data is the worst emission level.
2. C.F (Correction Factor) = Antenna Factor (dB)+ Cable Loss (dB)- Preamplifier(dB).
3. Measurement(dBuV/m) = Reading(dBuV) + C.F (Correction Factor).
4.The emission levels of other frequencies are very lower than the limit and not show in test report.

EUT	AX5400 Wi-Fi 6 Router	Date of Test	2020-09-26
Factor	BBHA 9120D (1GHz~18GHz)_2020	Temp. / Humidity	23.4°C/42%
Polarity	Vertical	Site / Test Engineer	AC1 / Jay Chu
Test Mode	Transmit by 802.11ac-VHT80 at Channel 5290MHz (CDD Mode)	Test Voltage	120V/60Hz

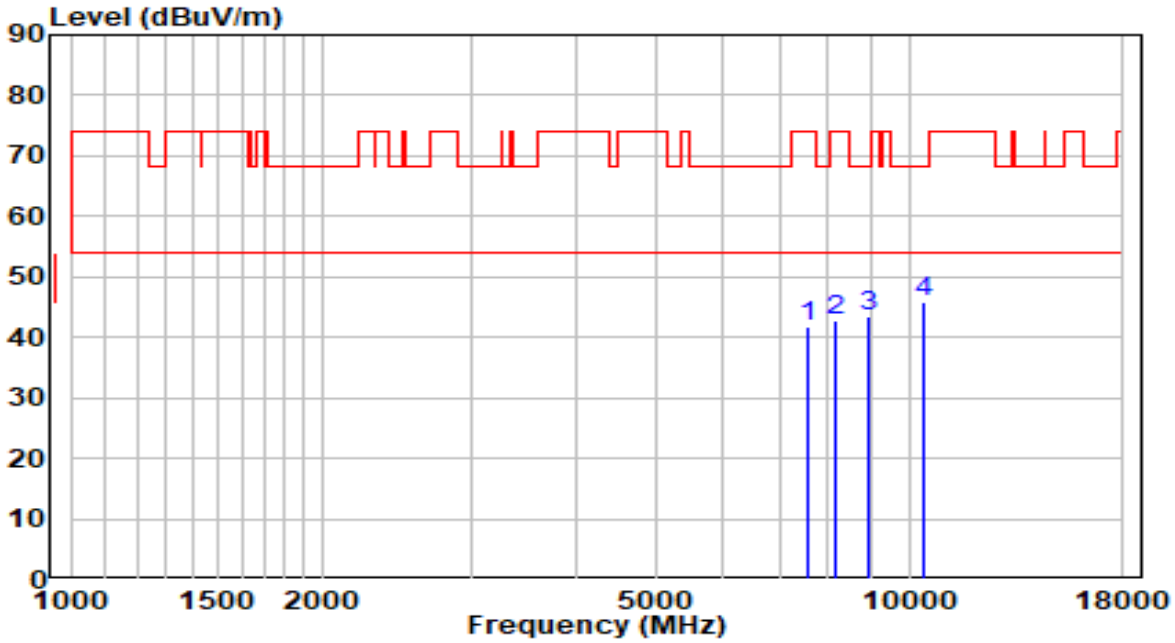

No		Frequency (MHz)	Reading (dBuV)	C.F (dB)	Measurement (dBuV/m)	Margin (dB)	Limit (dBuV/m)	Remark (QP/PK/AV)
1		7553.500	30.08	11.80	41.88	-32.12	74.00	Peak
2		8157.000	30.32	12.51	42.82	-31.18	74.00	Peak
3		8947.500	29.98	13.55	43.53	-24.67	68.20	Peak
4	*	10418.000	29.03	16.79	45.82	-22.38	68.20	Peak

Note:

1. " *", means this data is the worst emission level.
2. C.F (Correction Factor) = Antenna Factor (dB)+ Cable Loss (dB)- Preamplifier(dB).
3. Measurement(dBuV/m) = Reading(dBuV) + C.F (Correction Factor).
4.The emission levels of other frequencies are very lower than the limit and not show in test report.

EUT	AX5400 Wi-Fi 6 Router	Date of Test	2020-09-26
Factor	BBHA 9120D (1GHz~18GHz)_2020	Temp. / Humidity	23.4°C/42%
Polarity	Horizontal	Site / Test Engineer	AC1 / Jay Chu
Test Mode	Transmit by 802.11ac-VHT80 at Channel 5530MHz (CDD Mode)	Test Voltage	120V/60Hz

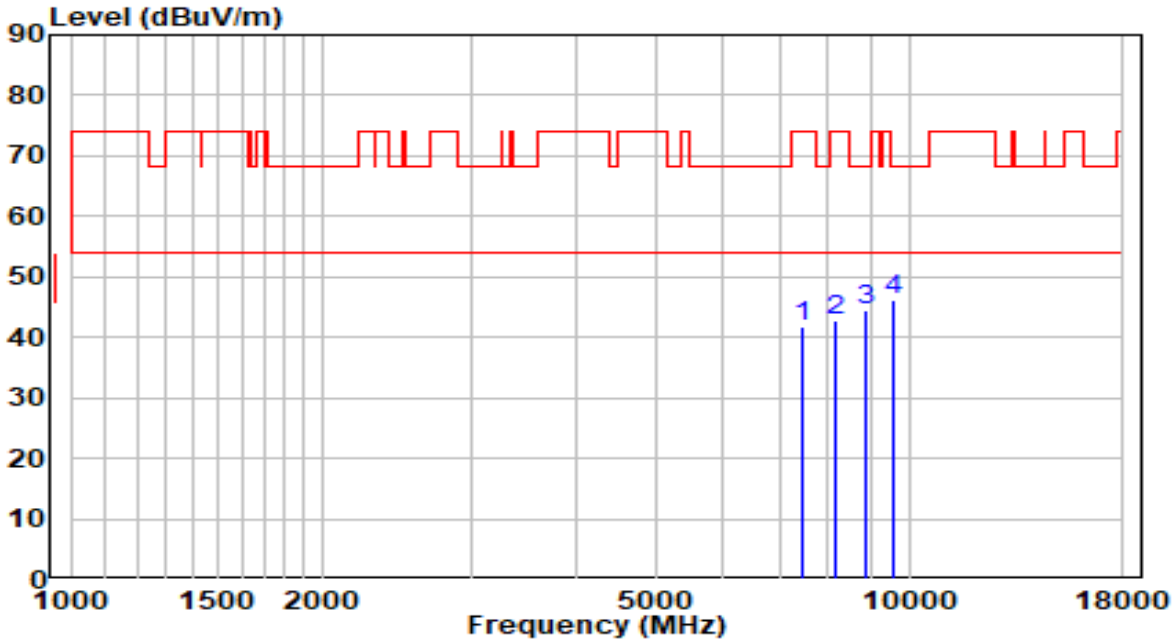

No		Frequency (MHz)	Reading (dBuV)	C.F (dB)	Measurement (dBuV/m)	Margin (dB)	Limit (dBuV/m)	Remark (QP/PK/AV)
1		7468.500	30.28	11.63	41.91	-32.09	74.00	Peak
2		8182.500	30.30	12.50	42.81	-31.19	74.00	Peak
3		8905.000	31.01	13.45	44.46	-23.74	68.20	Peak
4	*	9585.000	31.48	14.58	46.06	-22.14	68.20	Peak

Note:

1. " *", means this data is the worst emission level.
2. C.F (Correction Factor) = Antenna Factor (dB)+ Cable Loss (dB)- Preamplifier(dB).
3. Measurement(dBuV/m) = Reading(dBuV) + C.F (Correction Factor).
4.The emission levels of other frequencies are very lower than the limit and not show in test report.

EUT	AX5400 Wi-Fi 6 Router	Date of Test	2020-09-26
Factor	BBHA 9120D (1GHz~18GHz)_2020	Temp. / Humidity	23.4°C/42%
Polarity	Vertical	Site / Test Engineer	AC1 / Jay Chu
Test Mode	Transmit by 802.11ac-VHT80 at Channel 5530MHz (CDD Mode)	Test Voltage	120V/60Hz

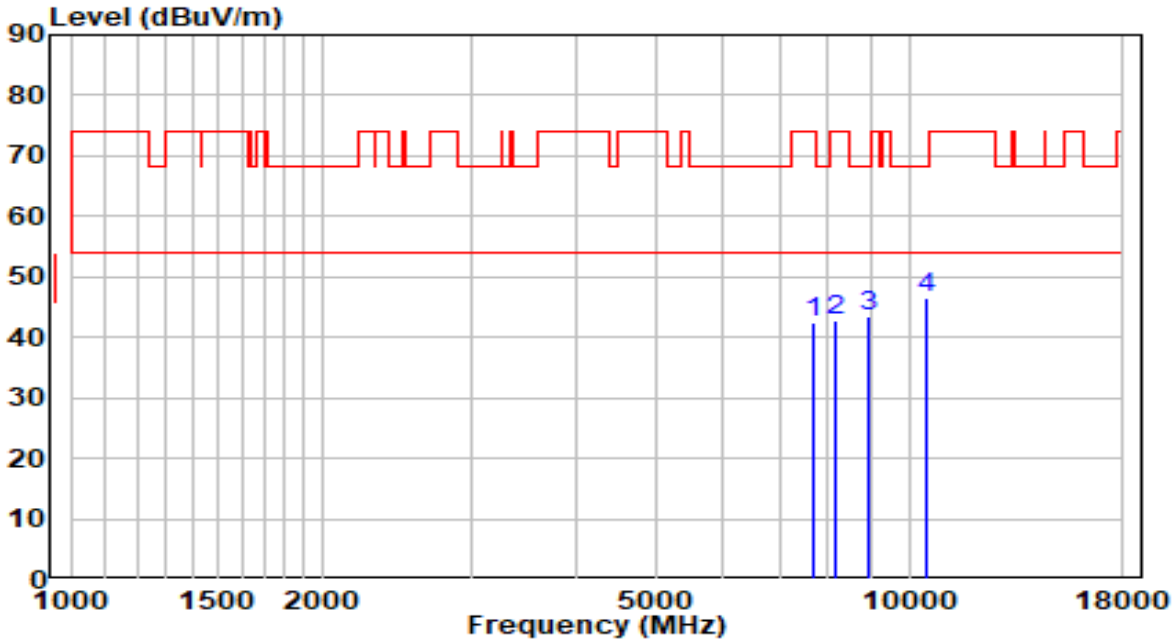

No		Frequency (MHz)	Reading (dBuV)	C.F (dB)	Measurement (dBuV/m)	Margin (dB)	Limit (dBuV/m)	Remark (QP/PK/AV)
1		7681.000	30.58	12.01	42.59	-31.41	74.00	Peak
2		8191.000	30.36	12.50	42.86	-31.14	74.00	Peak
3		8956.000	29.79	13.57	43.36	-24.84	68.20	Peak
4	*	10469.000	29.47	16.96	46.43	-21.77	68.20	Peak

Note:

1. " *", means this data is the worst emission level.
2. C.F (Correction Factor) = Antenna Factor (dB)+ Cable Loss (dB)- Preamplifier(dB).
3. Measurement(dBuV/m) = Reading(dBuV) + C.F (Correction Factor).
4.The emission levels of other frequencies are very lower than the limit and not show in test report.

EUT	AX5400 Wi-Fi 6 Router	Date of Test	2020-09-26
Factor	BBHA 9120D (1GHz~18GHz)_2020	Temp. / Humidity	23.4°C/42%
Polarity	Horizontal	Site / Test Engineer	AC1 / Jay Chu
Test Mode	Transmit by 802.11ac-VHT80 at Channel 5610MHz (CDD Mode)	Test Voltage	120V/60Hz

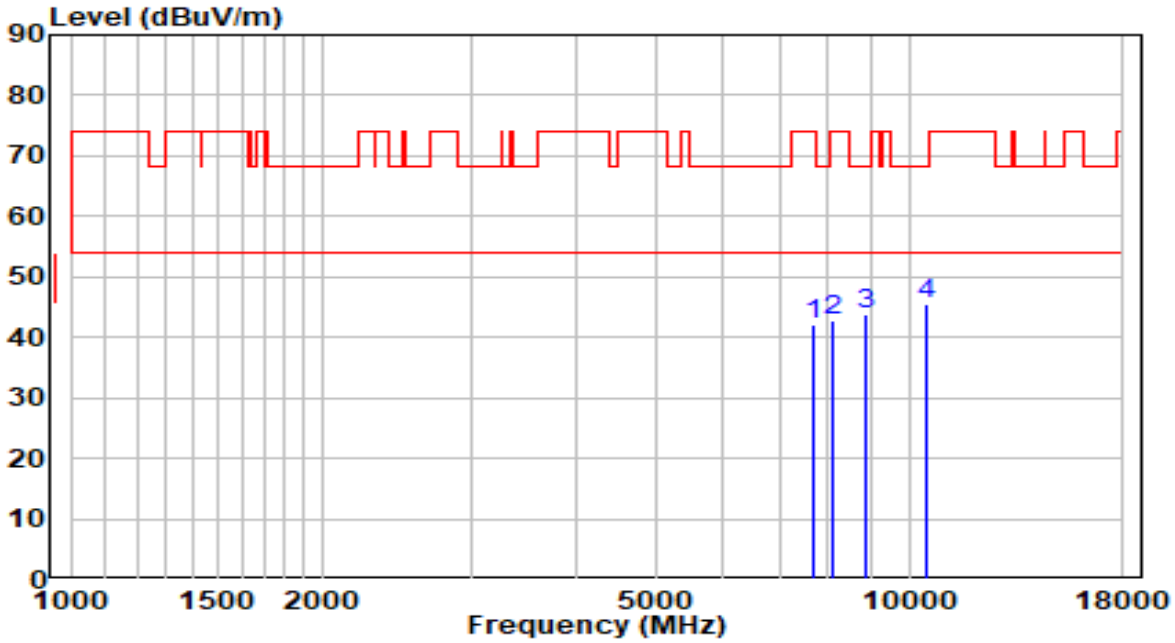

No		Frequency (MHz)	Reading (dBuV)	C.F (dB)	Measurement (dBuV/m)	Margin (dB)	Limit (dBuV/m)	Remark (QP/PK/AV)
1		7681.000	30.06	12.01	42.07	-31.93	74.00	Peak
2		8123.000	30.44	12.51	42.96	-31.04	74.00	Peak
3		8879.500	30.28	13.38	43.67	-24.53	68.20	Peak
4	*	10494.500	28.49	17.05	45.54	-22.66	68.20	Peak

Note:

1. " *", means this data is the worst emission level.
2. C.F (Correction Factor) = Antenna Factor (dB)+ Cable Loss (dB)- Preamplifier(dB).
3. Measurement(dBuV/m) = Reading(dBuV) + C.F (Correction Factor).
4.The emission levels of other frequencies are very lower than the limit and not show in test report.

EUT	AX5400 Wi-Fi 6 Router	Date of Test	2020-09-26
Factor	BBHA 9120D (1GHz~18GHz)_2020	Temp. / Humidity	23.4°C/42%
Polarity	Vertical	Site / Test Engineer	AC1 / Jay Chu
Test Mode	Transmit by 802.11ac-VHT80 at Channel 5610MHz (CDD Mode)	Test Voltage	120V/60Hz

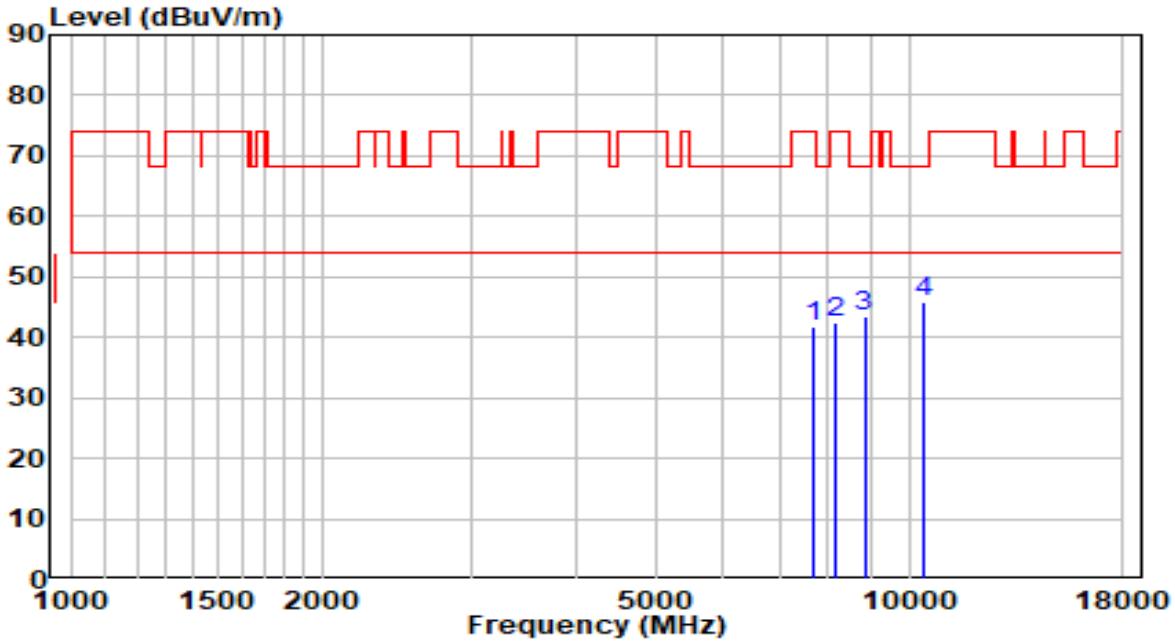

No		Frequency (MHz)	Reading (dBuV)	C.F (dB)	Measurement (dBuV/m)	Margin (dB)	Limit (dBuV/m)	Remark (QP/PK/AV)
1		7664.000	29.94	11.98	41.92	-32.08	74.00	Peak
2		8148.500	30.05	12.51	42.56	-31.44	74.00	Peak
3		8845.500	30.18	13.30	43.48	-24.72	68.20	Peak
4	*	10409.500	29.16	16.76	45.92	-22.28	68.20	Peak

Note:

1. " *", means this data is the worst emission level.
2. C.F (Correction Factor) = Antenna Factor (dB)+ Cable Loss (dB)- Preamplifier(dB).
3. Measurement(dBuV/m) = Reading(dBuV) + C.F (Correction Factor).
4.The emission levels of other frequencies are very lower than the limit and not show in test report.

EUT	AX5400 Wi-Fi 6 Router	Date of Test	2020-09-26
Factor	BBHA 9120D (1GHz~18GHz)_2020	Temp. / Humidity	23.4°C/42%
Polarity	Horizontal	Site / Test Engineer	AC1 / Jay Chu
Test Mode	Transmit by 802.11ac-VHT80 at Channel 5690MHz (CDD Mode)	Test Voltage	120V/60Hz

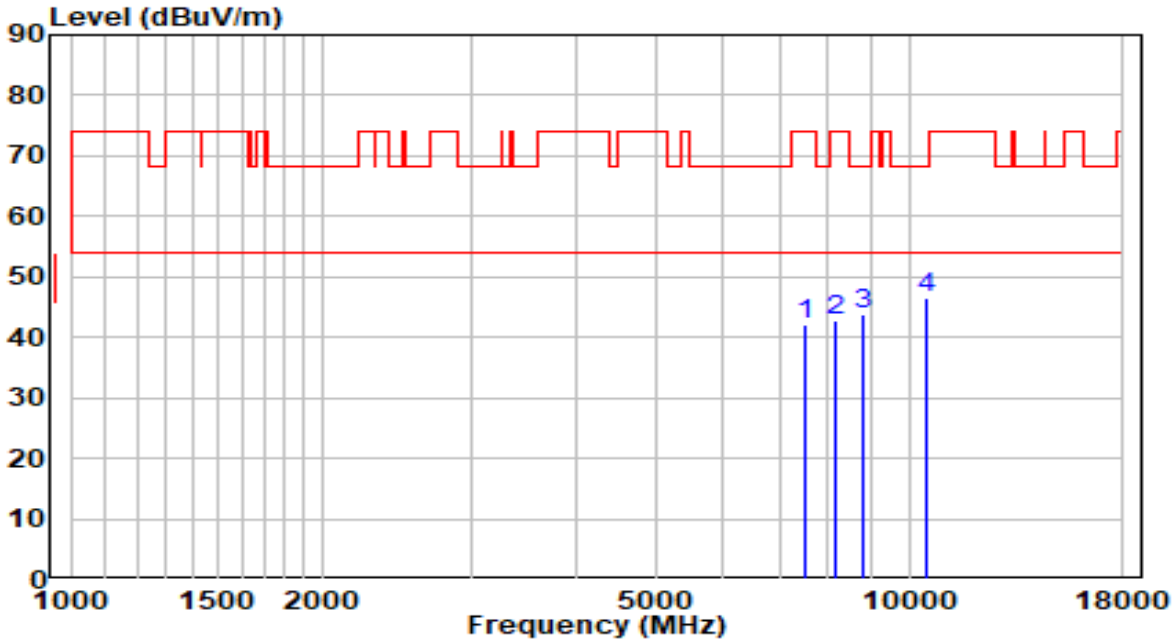

No		Frequency (MHz)	Reading (dBuV)	C.F (dB)	Measurement (dBuV/m)	Margin (dB)	Limit (dBuV/m)	Remark (QP/PK/AV)
1		7502.500	30.49	11.72	42.21	-31.79	74.00	Peak
2		8165.500	30.36	12.51	42.87	-31.13	74.00	Peak
3		8794.500	30.67	13.18	43.85	-24.35	68.20	Peak
4	*	10520.000	29.52	17.10	46.62	-21.58	68.20	Peak

Note:

1. " *", means this data is the worst emission level.
2. C.F (Correction Factor) = Antenna Factor (dB)+ Cable Loss (dB)- Preamplifier(dB).
3. Measurement(dBuV/m) = Reading(dBuV) + C.F (Correction Factor).
4.The emission levels of other frequencies are very lower than the limit and not show in test report.

EUT	AX5400 Wi-Fi 6 Router	Date of Test	2020-09-26
Factor	BBHA 9120D (1GHz~18GHz)_2020	Temp. / Humidity	23.4°C/42%
Polarity	Vertical	Site / Test Engineer	AC1 / Jay Chu
Test Mode	Transmit by 802.11ac-VHT80 at Channel 5690MHz (CDD Mode)	Test Voltage	120V/60Hz

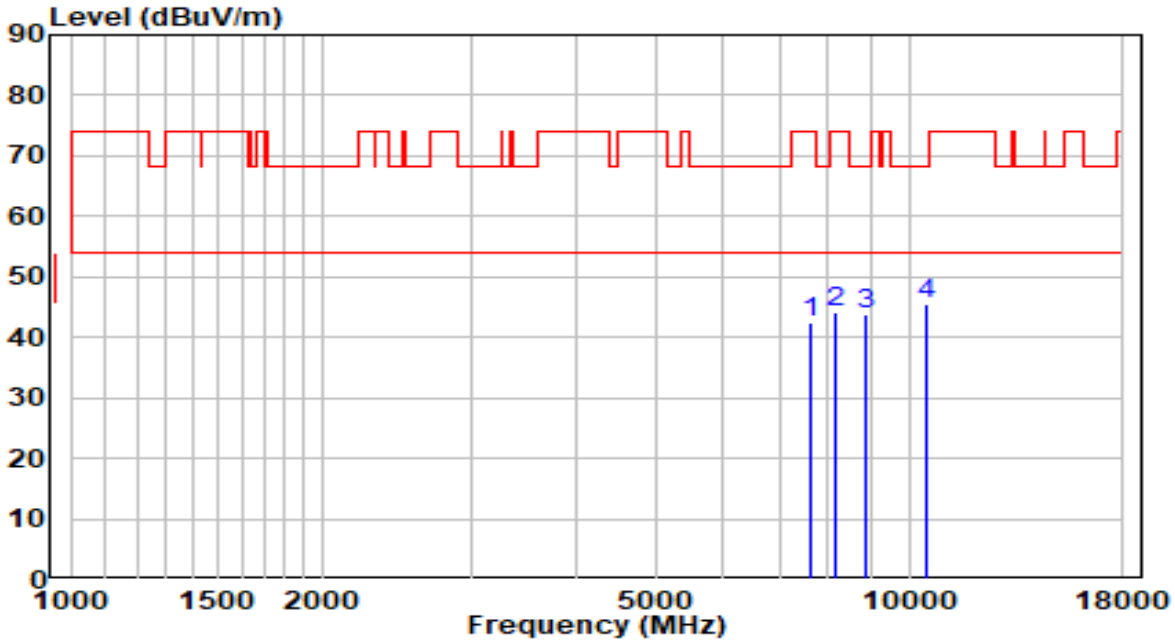

No		Frequency (MHz)	Reading (dBuV)	C.F (dB)	Measurement (dBuV/m)	Margin (dB)	Limit (dBuV/m)	Remark (QP/PK/AV)
1		7638.500	30.65	11.94	42.59	-31.41	74.00	Peak
2		8191.000	31.63	12.50	44.13	-29.87	74.00	Peak
3		8905.000	30.31	13.45	43.76	-24.44	68.20	Peak
4	*	10469.000	28.63	16.96	45.59	-22.61	68.20	Peak

Note:

1. " *", means this data is the worst emission level.
2. C.F (Correction Factor) = Antenna Factor (dB)+ Cable Loss (dB)- Preamplifier(dB).
3. Measurement(dBuV/m) = Reading(dBuV) + C.F (Correction Factor).
4.The emission levels of other frequencies are very lower than the limit and not show in test report.

EUT	AX5400 Wi-Fi 6 Router	Date of Test	2020-09-26
Factor	BBHA 9120D (1GHz~18GHz)_2020	Temp. / Humidity	23.4°C/42%
Polarity	Horizontal	Site / Test Engineer	AC1 / Jay Chu
Test Mode	Transmit by 802.11ac-VHT80 at Channel 5775MHz (CDD Mode)	Test Voltage	120V/60Hz

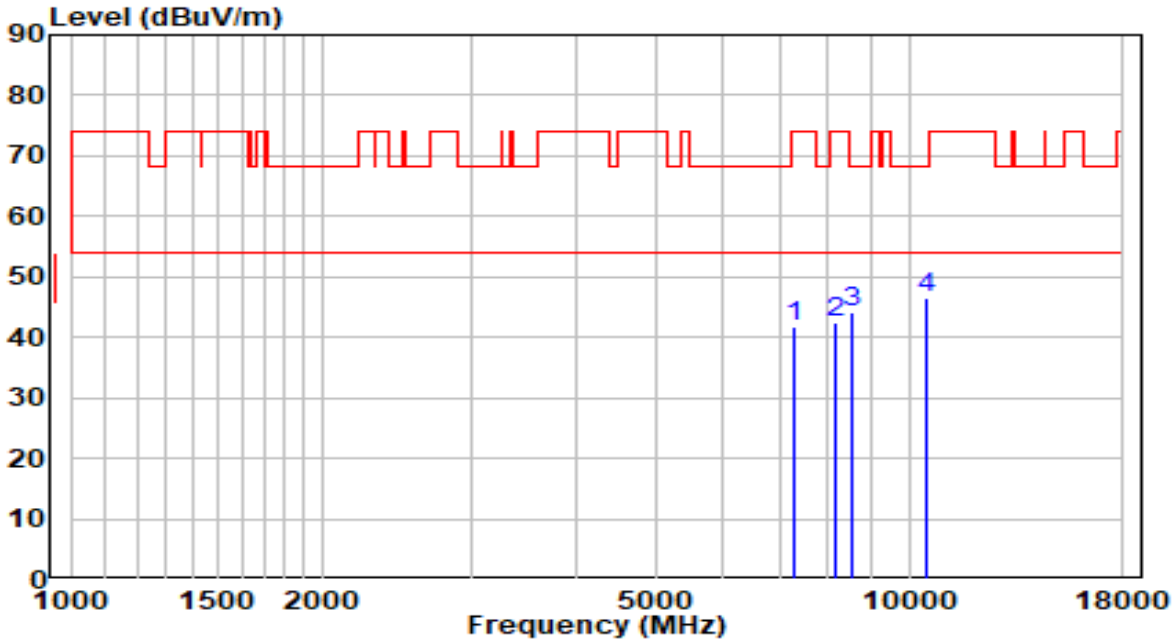

No		Frequency (MHz)	Reading (dBuV)	C.F (dB)	Measurement (dBuV/m)	Margin (dB)	Limit (dBuV/m)	Remark (QP/PK/AV)
1		7298.500	30.79	11.14	41.94	-32.06	74.00	Peak
2		8157.000	30.05	12.51	42.56	-31.44	74.00	Peak
3		8522.500	31.57	12.51	44.08	-24.12	68.20	Peak
4	*	10520.000	29.31	17.10	46.41	-21.79	68.20	Peak

Note:

1. " *", means this data is the worst emission level.
2. C.F (Correction Factor) = Antenna Factor (dB)+ Cable Loss (dB)- Preamplifier(dB).
3. Measurement(dBuV/m) = Reading(dBuV) + C.F (Correction Factor).
4.The emission levels of other frequencies are very lower than the limit and not show in test report.

EUT	AX5400 Wi-Fi 6 Router	Date of Test	2020-09-26
Factor	BBHA 9120D (1GHz~18GHz)_2020	Temp. / Humidity	23.4°C/42%
Polarity	Vertical	Site / Test Engineer	AC1 / Jay Chu
Test Mode	Transmit by 802.11ac-VHT80 at Channel 5775MHz (CDD Mode)	Test Voltage	120V/60Hz

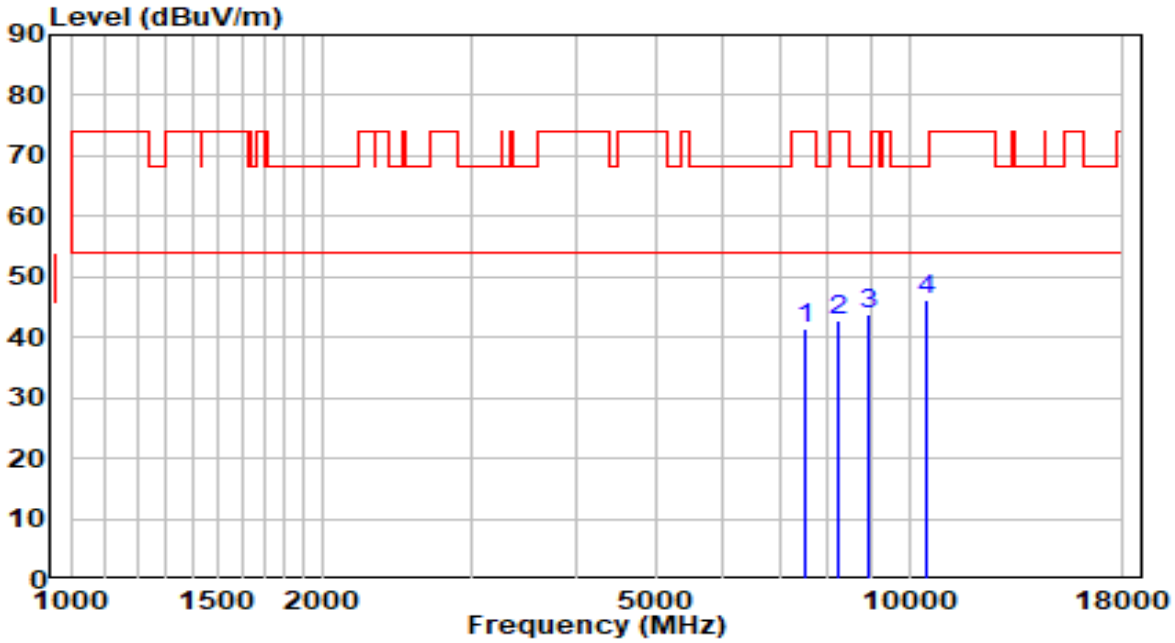

No		Frequency (MHz)	Reading (dBuV)	C.F (dB)	Measurement (dBuV/m)	Margin (dB)	Limit (dBuV/m)	Remark (QP/PK/AV)
1		7494.000	29.78	11.70	41.47	-32.53	74.00	Peak
2		8233.500	30.43	12.49	42.92	-31.08	74.00	Peak
3		8964.500	30.28	13.59	43.88	-24.32	68.20	Peak
4	*	10452.000	29.33	16.91	46.24	-21.96	68.20	Peak

Note:

1. " *", means this data is the worst emission level.
2. C.F (Correction Factor) = Antenna Factor (dB)+ Cable Loss (dB)- Preamplifier(dB).
3. Measurement(dBuV/m) = Reading(dBuV) + C.F (Correction Factor).
4.The emission levels of other frequencies are very lower than the limit and not show in test report.

EUT	AX5400 Wi-Fi 6 Router	Date of Test	2020-09-26
Factor	BBHA 9120D (1GHz~18GHz)_2020	Temp. / Humidity	23.4°C/42%
Polarity	Horizontal	Site / Test Engineer	AC1 / Jay Chu
Test Mode	Transmit by 802.11ac-VHT160 at Channel 5250MHz (CDD Mode)	Test Voltage	120V/60Hz

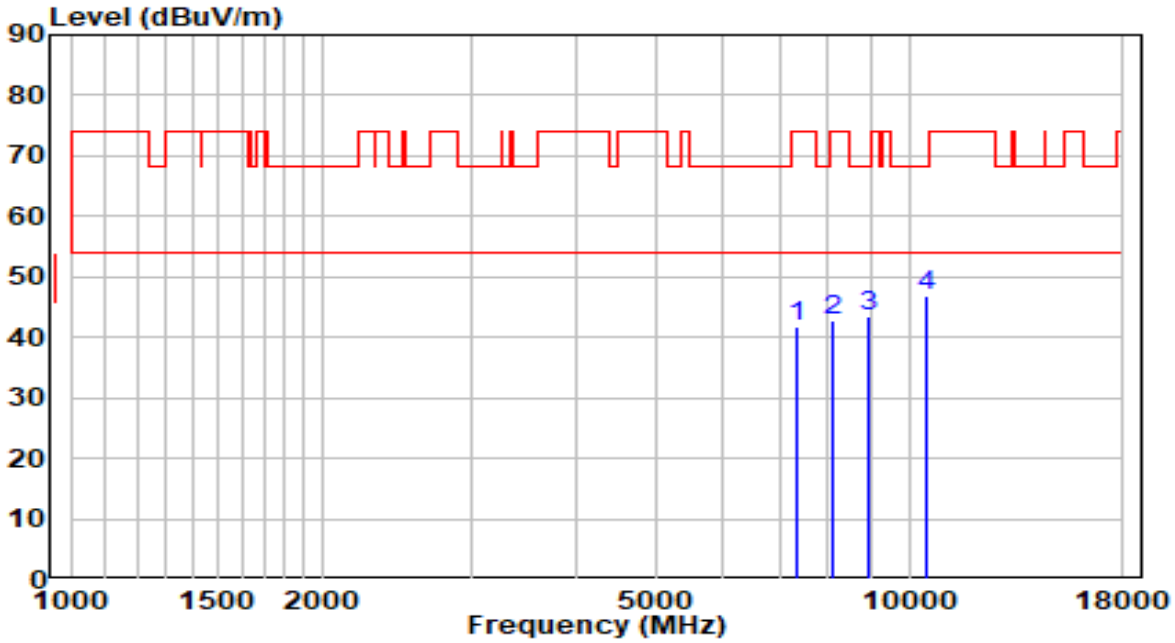

No		Frequency (MHz)	Reading (dBuV)	C.F (dB)	Measurement (dBuV/m)	Margin (dB)	Limit (dBuV/m)	Remark (QP/PK/AV)
1		7349.500	30.65	11.29	41.94	-32.06	74.00	Peak
2		8097.500	30.37	12.52	42.89	-31.11	74.00	Peak
3		8964.500	29.86	13.59	43.45	-24.75	68.20	Peak
4	*	10460.500	29.89	16.93	46.83	-21.37	68.20	Peak

Note:

1. " *", means this data is the worst emission level.
2. C.F (Correction Factor) = Antenna Factor (dB)+ Cable Loss (dB)- Preamplifier(dB).
3. Measurement(dBuV/m) = Reading(dBuV) + C.F (Correction Factor).
4.The emission levels of other frequencies are very lower than the limit and not show in test report.

EUT	AX5400 Wi-Fi 6 Router	Date of Test	2020-09-26
Factor	BBHA 9120D (1GHz~18GHz)_2020	Temp. / Humidity	23.4°C/42%
Polarity	Vertical	Site / Test Engineer	AC1 / Jay Chu
Test Mode	Transmit by 802.11ac-VHT160 at Channel 5250MHz (CDD Mode)	Test Voltage	120V/60Hz

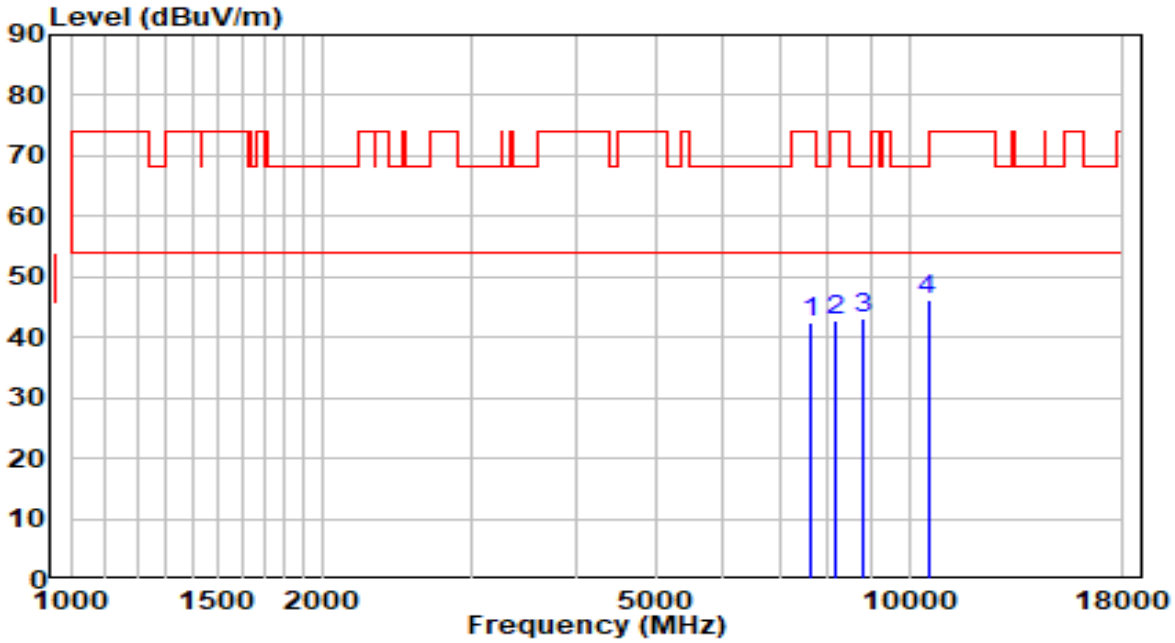

No		Frequency (MHz)	Reading (dBuV)	C.F (dB)	Measurement (dBuV/m)	Margin (dB)	Limit (dBuV/m)	Remark (QP/PK/AV)
1		7655.500	30.50	11.97	42.47	-31.53	74.00	Peak
2		8174.000	30.33	12.50	42.83	-31.17	74.00	Peak
3		8811.500	29.95	13.22	43.17	-25.03	68.20	Peak
4	*	10528.500	29.07	17.11	46.18	-22.02	68.20	Peak

Note:

1. " *", means this data is the worst emission level.
2. C.F (Correction Factor) = Antenna Factor (dB)+ Cable Loss (dB)- Preamplifier(dB).
3. Measurement(dBuV/m) = Reading(dBuV) + C.F (Correction Factor).
4.The emission levels of other frequencies are very lower than the limit and not show in test report.

EUT	AX5400 Wi-Fi 6 Router	Date of Test	2020-09-26
Factor	BBHA 9120D (1GHz~18GHz)_2020	Temp. / Humidity	23.4°C/42%
Polarity	Horizontal	Site / Test Engineer	AC1 / Jay Chu
Test Mode	Transmit by 802.11ac-VHT160 at Channel 5570MHz (CDD Mode)	Test Voltage	120V/60Hz

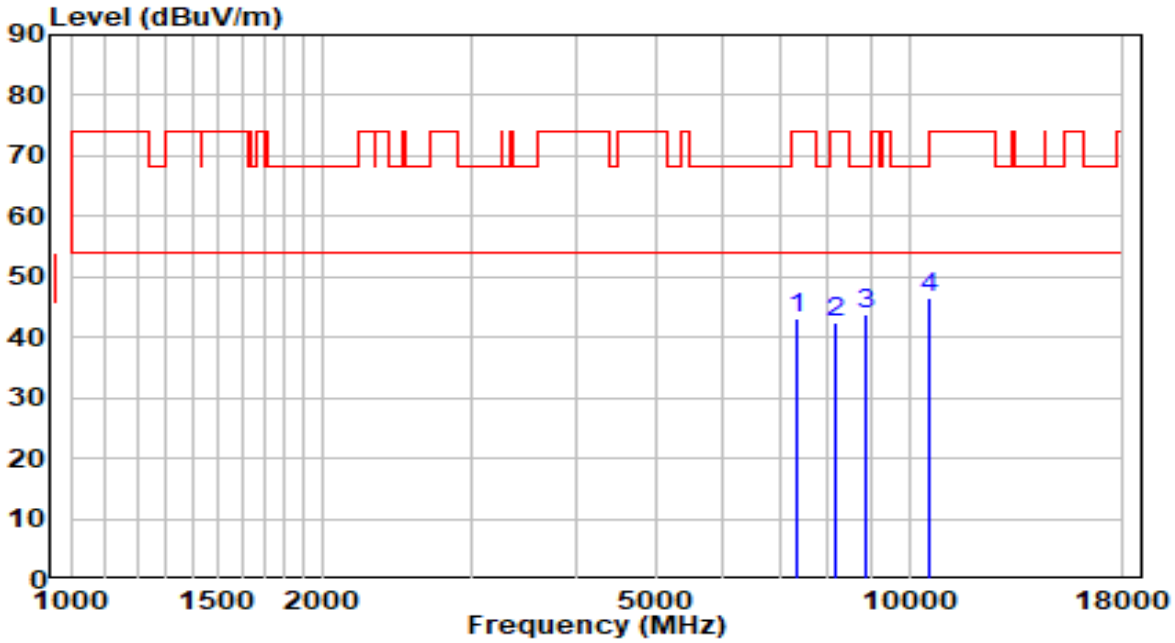

No		Frequency (MHz)	Reading (dBuV)	C.F (dB)	Measurement (dBuV/m)	Margin (dB)	Limit (dBuV/m)	Remark (QP/PK/AV)
1		7324.000	31.81	11.22	43.03	-30.97	74.00	Peak
2		8165.500	29.85	12.51	42.35	-31.65	74.00	Peak
3		8888.000	30.27	13.41	43.67	-24.53	68.20	Peak
4	*	10545.500	29.55	17.13	46.69	-21.51	68.20	Peak

Note:

1. " *", means this data is the worst emission level.
2. C.F (Correction Factor) = Antenna Factor (dB)+ Cable Loss (dB)- Preamplifier(dB).
3. Measurement(dBuV/m) = Reading(dBuV) + C.F (Correction Factor).
4.The emission levels of other frequencies are very lower than the limit and not show in test report.

EUT	AX5400 Wi-Fi 6 Router	Date of Test	2020-09-26
Factor	BBHA 9120D (1GHz~18GHz)_2020	Temp. / Humidity	23.4°C/42%
Polarity	Vertical	Site / Test Engineer	AC1 / Jay Chu
Test Mode	Transmit by 802.11ac-VHT160 at Channel 5570MHz (CDD Mode)	Test Voltage	120V/60Hz

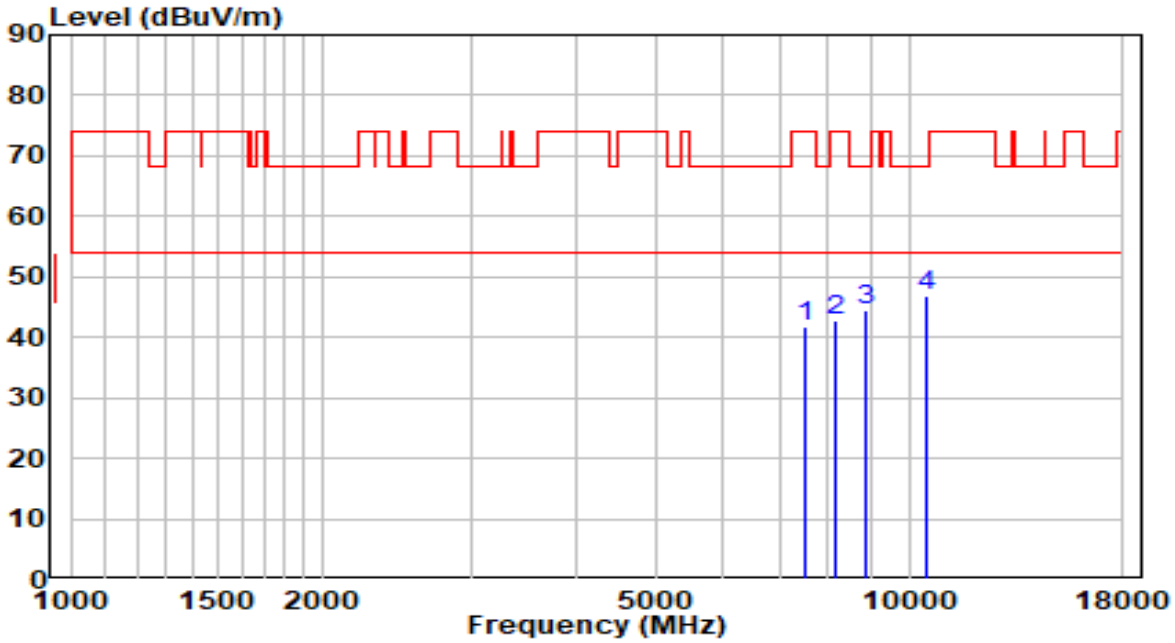

No		Frequency (MHz)	Reading (dBuV)	C.F (dB)	Measurement (dBuV/m)	Margin (dB)	Limit (dBuV/m)	Remark (QP/PK/AV)
1		7511.000	29.98	11.73	41.71	-32.29	74.00	Peak
2		8182.500	30.14	12.50	42.64	-31.36	74.00	Peak
3		8905.000	30.91	13.45	44.36	-23.84	68.20	Peak
4	*	10452.000	29.99	16.91	46.89	-21.31	68.20	Peak

Note:

1. " *", means this data is the worst emission level.
2. C.F (Correction Factor) = Antenna Factor (dB)+ Cable Loss (dB)- Preamplifier(dB).
3. Measurement(dBuV/m) = Reading(dBuV) + C.F (Correction Factor).
4.The emission levels of other frequencies are very lower than the limit and not show in test report.

EUT	AX5400 Wi-Fi 6 Router	Date of Test	2020-09-26
Factor	BBHA 9120D (1GHz~18GHz)_2020	Temp. / Humidity	23.4°C/42%
Polarity	Horizontal	Site / Test Engineer	AC1 / Jay Chu
Test Mode	Transmit by 802.11ax-HE20 at Channel 5180MHz (CDD Mode)	Test Voltage	120V/60Hz

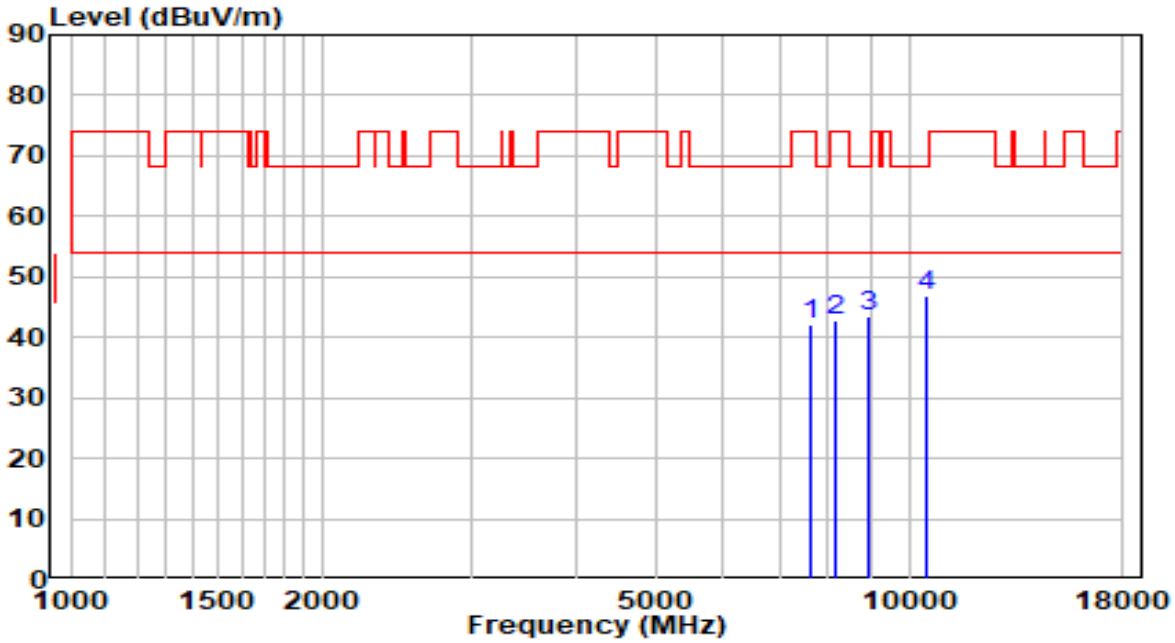

No		Frequency (MHz)	Reading (dBuV)	C.F (dB)	Measurement (dBuV/m)	Margin (dB)	Limit (dBuV/m)	Remark (QP/PK/AV)
1		7647.000	30.26	11.95	42.22	-31.78	74.00	Peak
2		8165.500	30.22	12.51	42.72	-31.28	74.00	Peak
3		8947.500	29.79	13.55	43.34	-24.86	68.20	Peak
4	*	10477.500	29.95	16.99	46.95	-21.25	68.20	Peak

Note:

1. " *", means this data is the worst emission level.
2. C.F (Correction Factor) = Antenna Factor (dB)+ Cable Loss (dB)- Preamplifier(dB).
3. Measurement(dBuV/m) = Reading(dBuV) + C.F (Correction Factor).
4.The emission levels of other frequencies are very lower than the limit and not show in test report.

EUT	AX5400 Wi-Fi 6 Router	Date of Test	2020-09-26
Factor	BBHA 9120D (1GHz~18GHz)_2020	Temp. / Humidity	23.4°C/42%
Polarity	Vertical	Site / Test Engineer	AC1 / Jay Chu
Test Mode	Transmit by 802.11ax-HE20 at Channel 5180MHz (CDD Mode)	Test Voltage	120V/60Hz

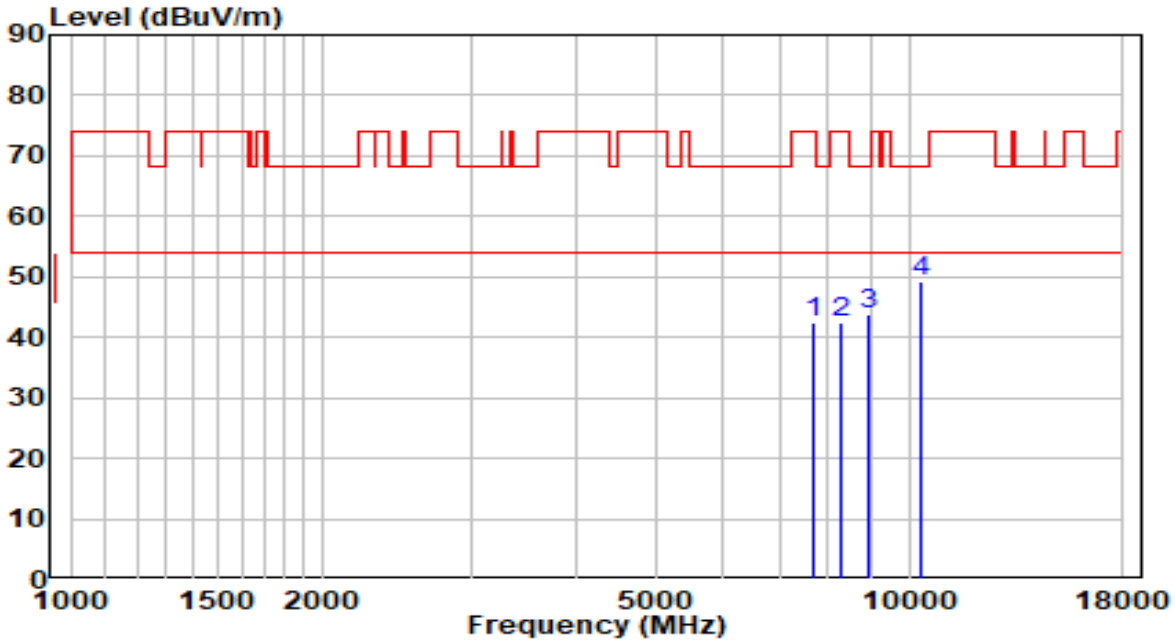

No		Frequency (MHz)	Reading (dBuV)	C.F (dB)	Measurement (dBuV/m)	Margin (dB)	Limit (dBuV/m)	Remark (QP/PK/AV)
1		7664.000	30.58	11.98	42.56	-31.44	74.00	Peak
2		8310.000	29.93	12.48	42.41	-31.59	74.00	Peak
3		8922.000	30.19	13.49	43.68	-24.52	68.20	Peak
4	*	10358.500	32.57	16.59	49.16	-19.04	68.20	Peak

Note:

1. " *", means this data is the worst emission level.
2. C.F (Correction Factor) = Antenna Factor (dB)+ Cable Loss (dB)- Preamplifier(dB).
3. Measurement(dBuV/m) = Reading(dBuV) + C.F (Correction Factor).
4.The emission levels of other frequencies are very lower than the limit and not show in test report.

EUT	AX5400 Wi-Fi 6 Router	Date of Test	2020-09-26
Factor	BBHA 9120D (1GHz~18GHz)_2020	Temp. / Humidity	23.4°C/42%
Polarity	Horizontal	Site / Test Engineer	AC1 / Jay Chu
Test Mode	Transmit by 802.11ax-HE20 at Channel 5220MHz (CDD Mode)	Test Voltage	120V/60Hz

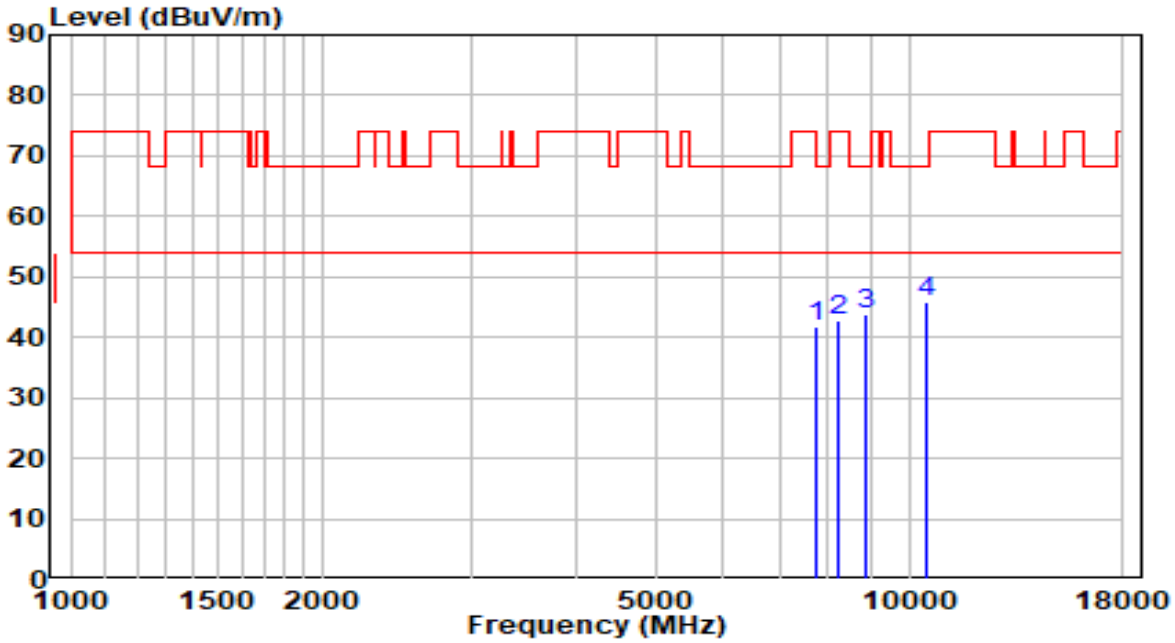

No		Frequency (MHz)	Reading (dBuV)	C.F (dB)	Measurement (dBuV/m)	Margin (dB)	Limit (dBuV/m)	Remark (QP/PK/AV)
1		7723.500	29.61	12.08	41.69	-32.31	74.00	Peak
2		8216.500	30.43	12.50	42.93	-31.07	74.00	Peak
3		8896.500	30.23	13.43	43.66	-24.54	68.20	Peak
4	*	10460.500	28.83	16.93	45.77	-22.43	68.20	Peak

Note:

1. " *", means this data is the worst emission level.
2. C.F (Correction Factor) = Antenna Factor (dB)+ Cable Loss (dB)- Preamplifier(dB).
3. Measurement(dBuV/m) = Reading(dBuV) + C.F (Correction Factor).
4.The emission levels of other frequencies are very lower than the limit and not show in test report.

EUT	AX5400 Wi-Fi 6 Router	Date of Test	2020-09-26
Factor	BBHA 9120D (1GHz~18GHz)_2020	Temp. / Humidity	23.4°C/42%
Polarity	Vertical	Site / Test Engineer	AC1 / Jay Chu
Test Mode	Transmit by 802.11ax-HE20 at Channel 5220MHz (CDD Mode)	Test Voltage	120V/60Hz

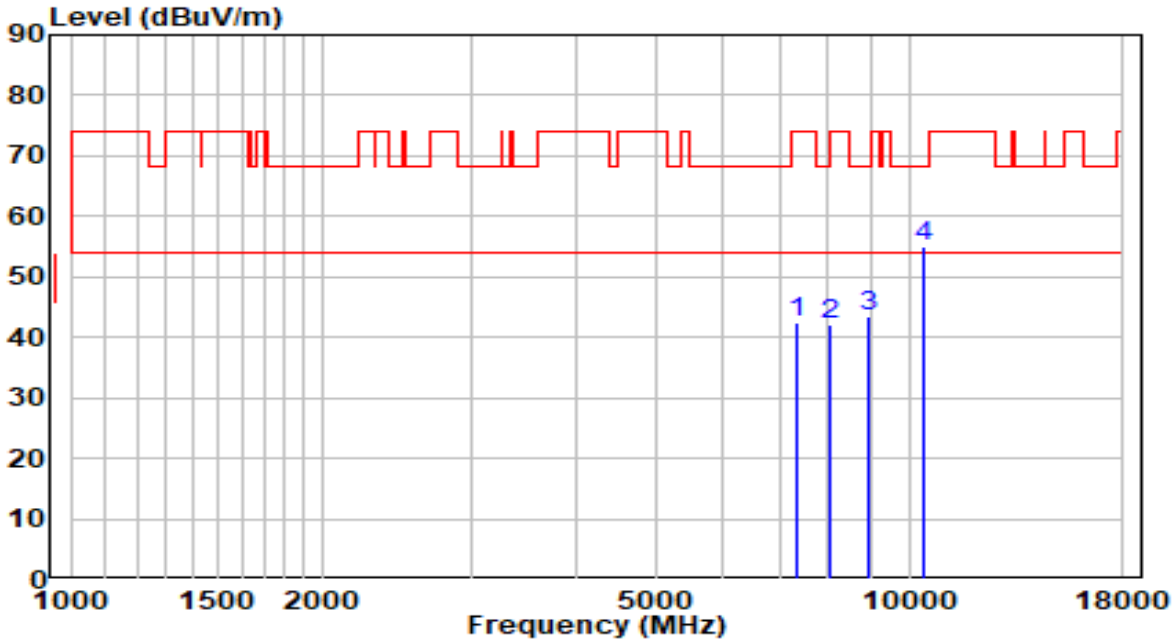

No		Frequency (MHz)	Reading (dBuV)	C.F (dB)	Measurement (dBuV/m)	Margin (dB)	Limit (dBuV/m)	Remark (QP/PK/AV)
1		7349.500	31.03	11.29	42.31	-31.69	74.00	Peak
2		8046.500	29.75	12.52	42.27	-31.73	74.00	Peak
3		8947.500	29.98	13.55	43.53	-24.67	68.20	Peak
4	*	10435.000	38.26	16.85	55.11	-13.09	68.20	Peak

Note:

1. " *", means this data is the worst emission level.
2. C.F (Correction Factor) = Antenna Factor (dB)+ Cable Loss (dB)- Preamplifier(dB).
3. Measurement(dBuV/m) = Reading(dBuV) + C.F (Correction Factor).
4.The emission levels of other frequencies are very lower than the limit and not show in test report.

EUT	AX5400 Wi-Fi 6 Router	Date of Test	2020-09-26
Factor	BBHA 9120D (1GHz~18GHz)_2020	Temp. / Humidity	23.4°C/42%
Polarity	Horizontal	Site / Test Engineer	AC1 / Jay Chu
Test Mode	Transmit by 802.11ax-HE20 at Channel 5240MHz (CDD Mode)	Test Voltage	120V/60Hz

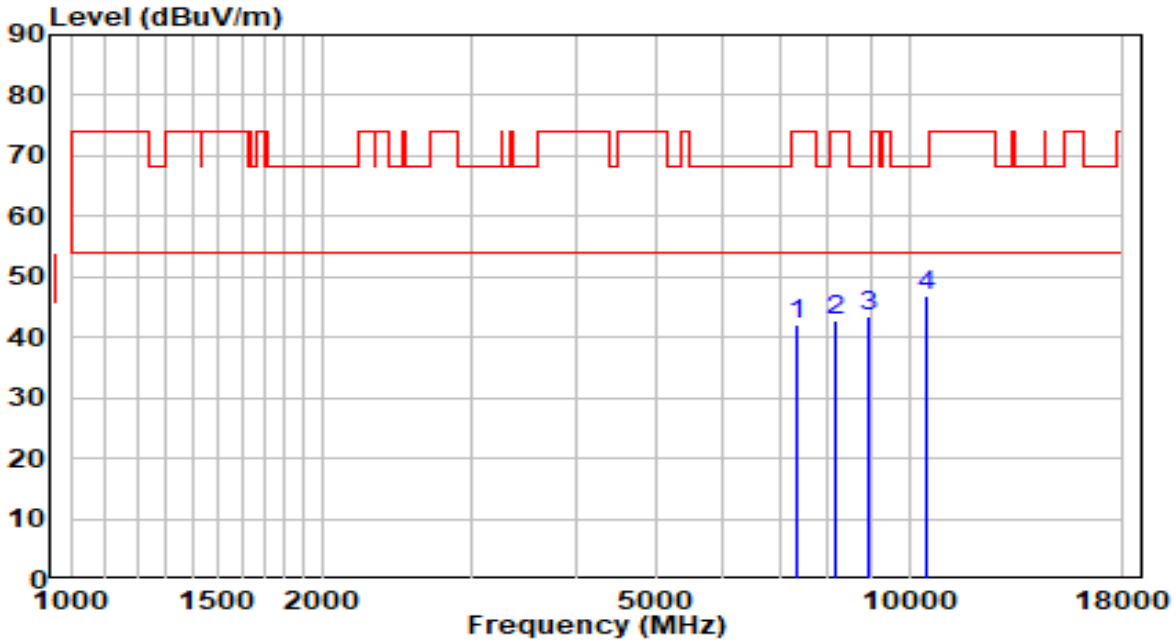

No		Frequency (MHz)	Reading (dBuV)	C.F (dB)	Measurement (dBuV/m)	Margin (dB)	Limit (dBuV/m)	Remark (QP/PK/AV)
1		7324.000	31.02	11.22	42.24	-31.76	74.00	Peak
2		8191.000	30.20	12.50	42.70	-31.30	74.00	Peak
3		8964.500	29.94	13.59	43.53	-24.67	68.20	Peak
4	*	10477.500	29.73	16.99	46.72	-21.48	68.20	Peak

Note:

1. " *", means this data is the worst emission level.
2. C.F (Correction Factor) = Antenna Factor (dB)+ Cable Loss (dB)- Preamplifier(dB).
3. Measurement(dBuV/m) = Reading(dBuV) + C.F (Correction Factor).
4.The emission levels of other frequencies are very lower than the limit and not show in test report.

EUT	AX5400 Wi-Fi 6 Router	Date of Test	2020-09-26
Factor	BBHA 9120D (1GHz~18GHz)_2020	Temp. / Humidity	23.4°C/42%
Polarity	Vertical	Site / Test Engineer	AC1 / Jay Chu
Test Mode	Transmit by 802.11ax-HE20 at Channel 5240MHz (CDD Mode)	Test Voltage	120V/60Hz

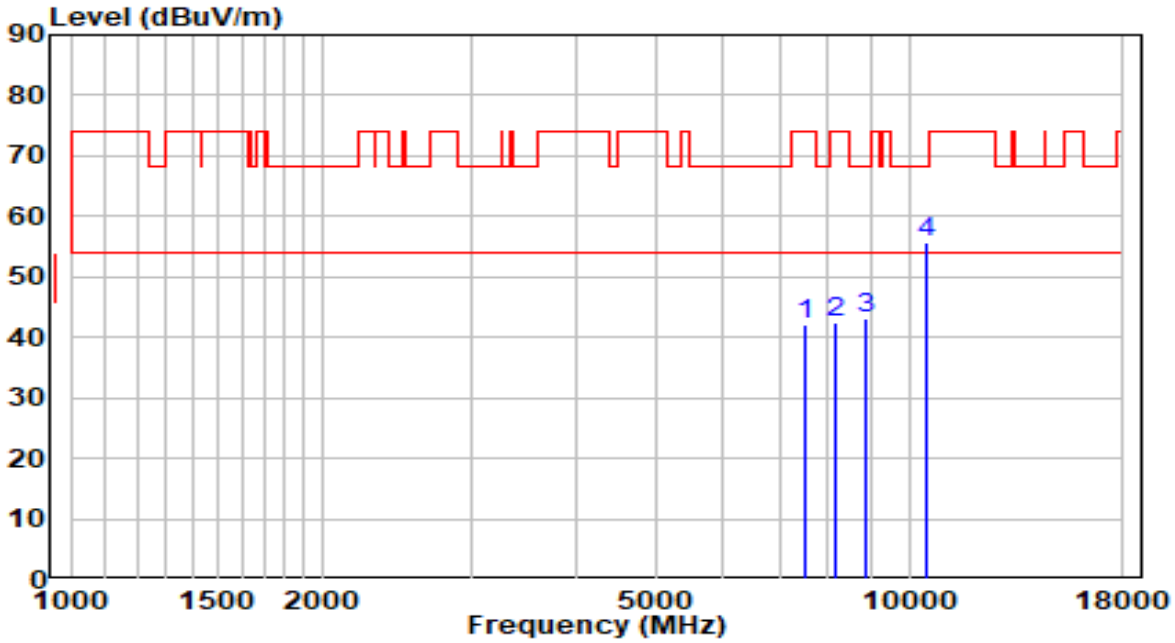

No		Frequency (MHz)	Reading (dBuV)	C.F (dB)	Measurement (dBuV/m)	Margin (dB)	Limit (dBuV/m)	Remark (QP/PK/AV)
1		7519.500	30.23	11.75	41.97	-32.03	74.00	Peak
2		8191.000	30.06	12.50	42.56	-31.44	74.00	Peak
3		8854.000	29.92	13.32	43.24	-24.96	68.20	Peak
4	*	10477.500	38.73	16.99	55.72	-12.48	68.20	Peak

Note:

1. " *", means this data is the worst emission level.
2. C.F (Correction Factor) = Antenna Factor (dB)+ Cable Loss (dB)- Preamplifier(dB).
3. Measurement(dBuV/m) = Reading(dBuV) + C.F (Correction Factor).
4.The emission levels of other frequencies are very lower than the limit and not show in test report.

EUT	AX5400 Wi-Fi 6 Router	Date of Test	2020-09-26
Factor	BBHA 9120D (1GHz~18GHz)_2020	Temp. / Humidity	23.4°C/42%
Polarity	Horizontal	Site / Test Engineer	AC1 / Jay Chu
Test Mode	Transmit by 802.11ax-HE20 at Channel 5260MHz (CDD Mode)	Test Voltage	120V/60Hz

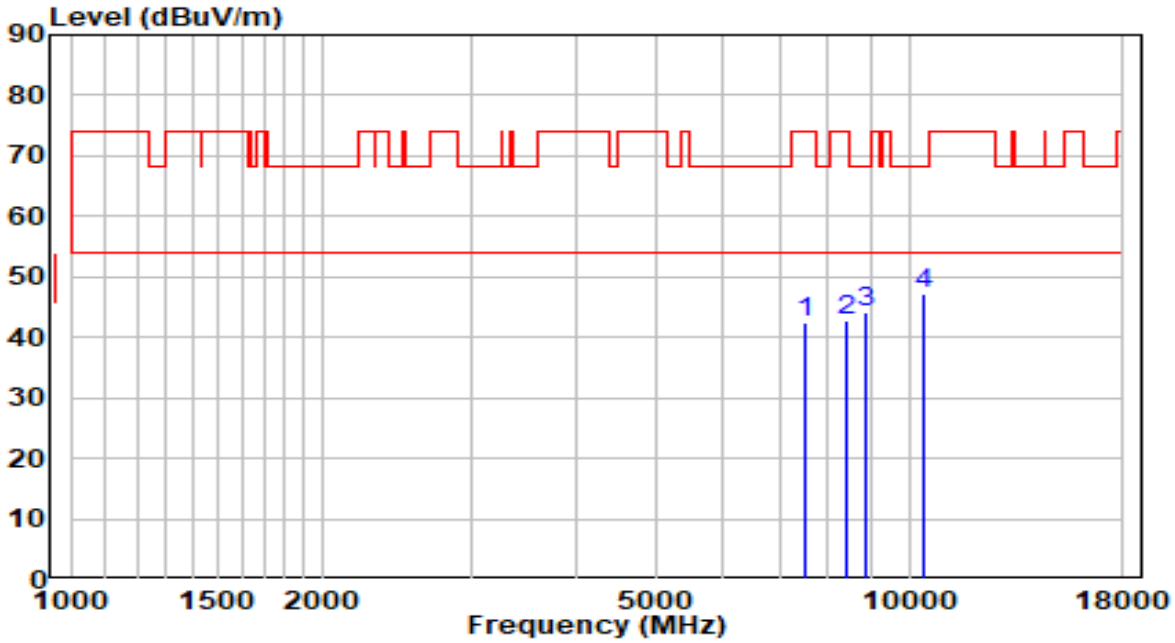

No		Frequency (MHz)	Reading (dBuV)	C.F (dB)	Measurement (dBuV/m)	Margin (dB)	Limit (dBuV/m)	Remark (QP/PK/AV)
1		7528.000	30.55	11.76	42.31	-31.69	74.00	Peak
2		8403.500	30.30	12.47	42.77	-31.23	74.00	Peak
3		8905.000	30.77	13.45	44.22	-23.98	68.20	Peak
4	*	10443.500	30.23	16.88	47.10	-21.10	68.20	Peak

Note:

1. " *", means this data is the worst emission level.
2. C.F (Correction Factor) = Antenna Factor (dB)+ Cable Loss (dB)- Preamplifier(dB).
3. Measurement(dBuV/m) = Reading(dBuV) + C.F (Correction Factor).
4.The emission levels of other frequencies are very lower than the limit and not show in test report.

EUT	AX5400 Wi-Fi 6 Router	Date of Test	2020-09-26
Factor	BBHA 9120D (1GHz~18GHz)_2020	Temp. / Humidity	23.4°C/42%
Polarity	Vertical	Site / Test Engineer	AC1 / Jay Chu
Test Mode	Transmit by 802.11ax-HE20 at Channel 5260MHz (CDD Mode)	Test Voltage	120V/60Hz

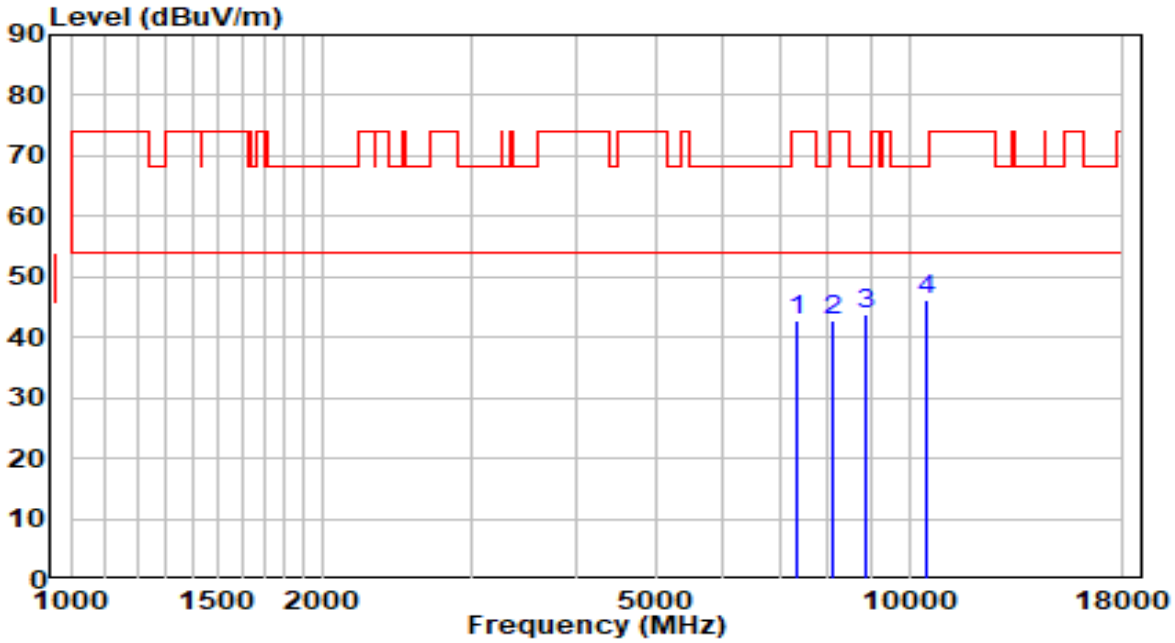

No		Frequency (MHz)	Reading (dBuV)	C.F (dB)	Measurement (dBuV/m)	Margin (dB)	Limit (dBuV/m)	Remark (QP/PK/AV)
1		7324.000	31.52	11.22	42.74	-31.26	74.00	Peak
2		8097.500	30.15	12.52	42.67	-31.33	74.00	Peak
3		8905.000	30.22	13.45	43.67	-24.53	68.20	Peak
4	*	10511.500	29.27	17.09	46.35	-21.85	68.20	Peak

Note:

1. " *", means this data is the worst emission level.
2. C.F (Correction Factor) = Antenna Factor (dB)+ Cable Loss (dB)- Preamplifier(dB).
3. Measurement(dBuV/m) = Reading(dBuV) + C.F (Correction Factor).
4.The emission levels of other frequencies are very lower than the limit and not show in test report.

EUT	AX5400 Wi-Fi 6 Router	Date of Test	2020-09-26
Factor	BBHA 9120D (1GHz~18GHz)_2020	Temp. / Humidity	23.4°C/42%
Polarity	Horizontal	Site / Test Engineer	AC1 / Jay Chu
Test Mode	Transmit by 802.11ax-HE20 at Channel 5300MHz (CDD Mode)	Test Voltage	120V/60Hz

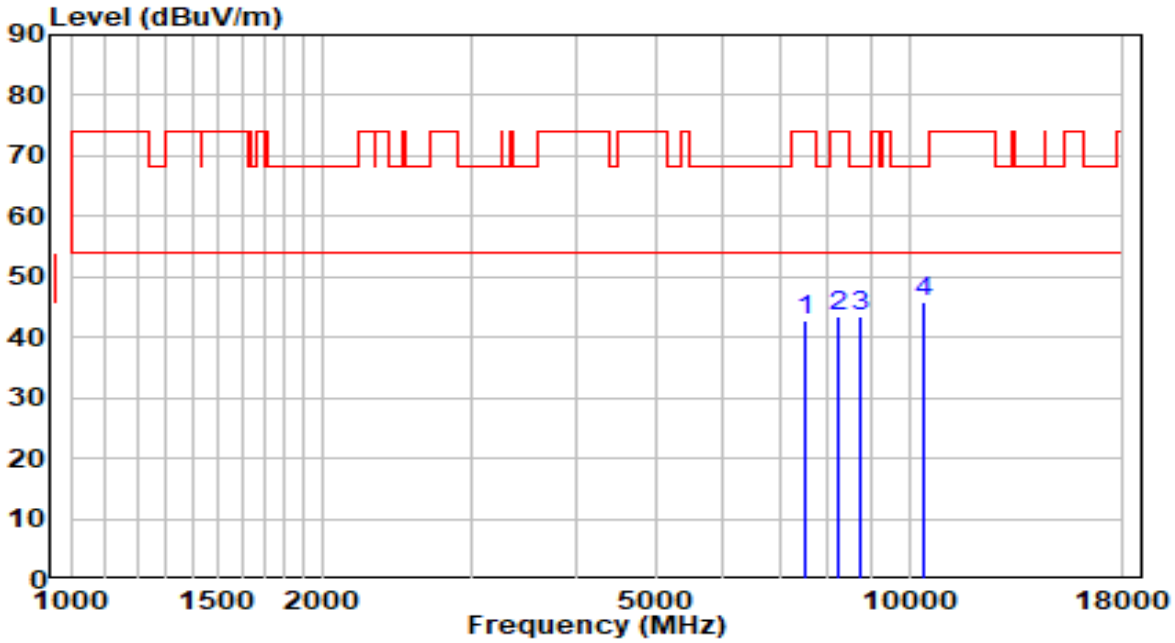

No		Frequency (MHz)	Reading (dBuV)	C.F (dB)	Measurement (dBuV/m)	Margin (dB)	Limit (dBuV/m)	Remark (QP/PK/AV)
1		7494.000	30.94	11.70	42.64	-31.36	74.00	Peak
2		8242.000	30.90	12.49	43.40	-30.60	74.00	Peak
3		8760.500	30.52	13.09	43.62	-24.58	68.20	Peak
4	*	10435.000	29.03	16.85	45.88	-22.32	68.20	Peak

Note:

1. " *", means this data is the worst emission level.
2. C.F (Correction Factor) = Antenna Factor (dB)+ Cable Loss (dB)- Preamplifier(dB).
3. Measurement(dBuV/m) = Reading(dBuV) + C.F (Correction Factor).
4.The emission levels of other frequencies are very lower than the limit and not show in test report.

EUT	AX5400 Wi-Fi 6 Router	Date of Test	2020-09-26
Factor	BBHA 9120D (1GHz~18GHz)_2020	Temp. / Humidity	23.4°C/42%
Polarity	Vertical	Site / Test Engineer	AC1 / Jay Chu
Test Mode	Transmit by 802.11ax-HE20 at Channel 5300MHz (CDD Mode)	Test Voltage	120V/60Hz

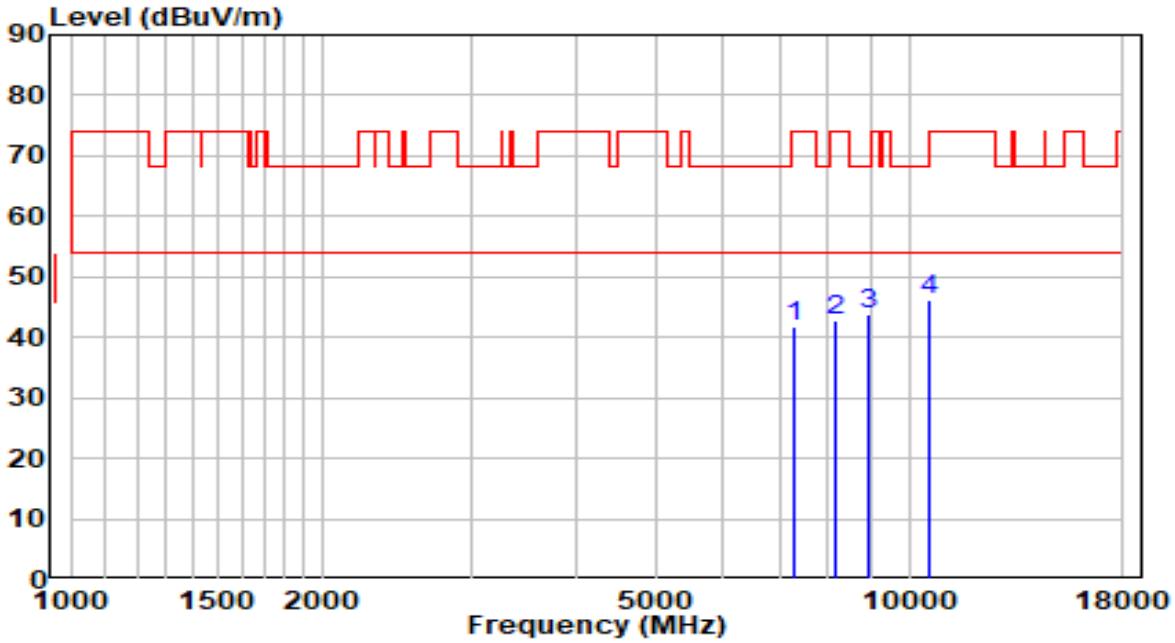

No		Frequency (MHz)	Reading (dBuV)	C.F (dB)	Measurement (dBuV/m)	Margin (dB)	Limit (dBuV/m)	Remark (QP/PK/AV)
1		7307.000	30.73	11.17	41.90	-32.10	74.00	Peak
2		8182.500	30.31	12.50	42.81	-31.19	74.00	Peak
3		8922.000	30.19	13.49	43.68	-24.52	68.20	Peak
4	*	10537.000	28.96	17.12	46.08	-22.12	68.20	Peak

Note:

1. " *", means this data is the worst emission level.
2. C.F (Correction Factor) = Antenna Factor (dB)+ Cable Loss (dB)- Preamplifier(dB).
3. Measurement(dBuV/m) = Reading(dBuV) + C.F (Correction Factor).
4.The emission levels of other frequencies are very lower than the limit and not show in test report.

EUT	AX5400 Wi-Fi 6 Router	Date of Test	2020-09-26
Factor	BBHA 9120D (1GHz~18GHz)_2020	Temp. / Humidity	23.4°C/42%
Polarity	Horizontal	Site / Test Engineer	AC1 / Jay Chu
Test Mode	Transmit by 802.11ax-HE20 at Channel 5320MHz (CDD Mode)	Test Voltage	120V/60Hz

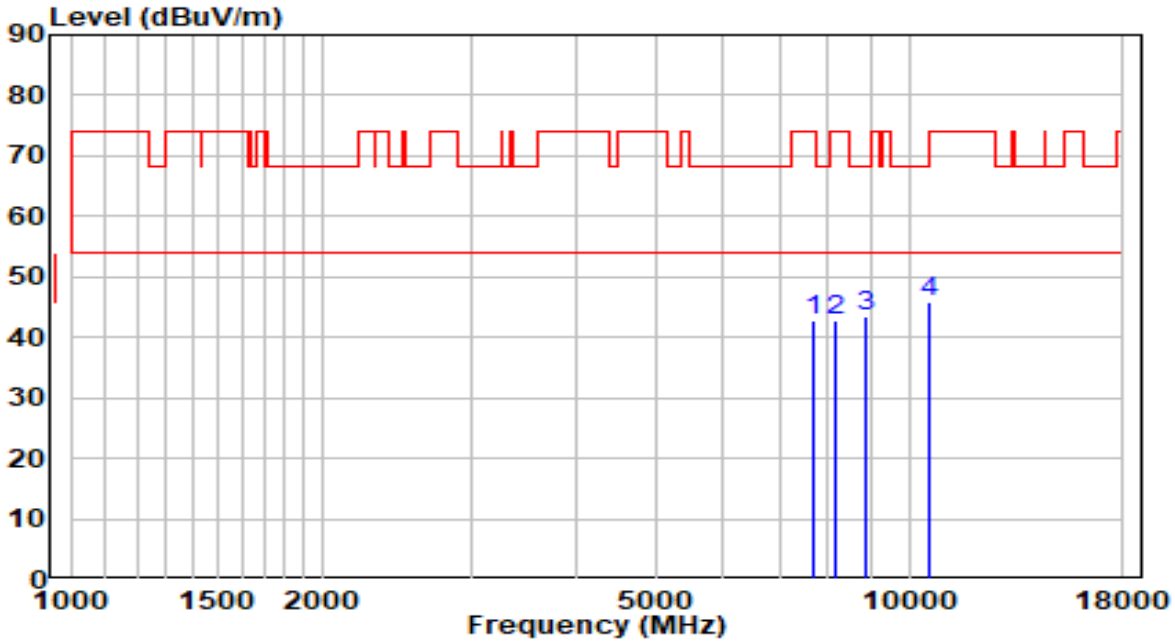

No		Frequency (MHz)	Reading (dBuV)	C.F (dB)	Measurement (dBuV/m)	Margin (dB)	Limit (dBuV/m)	Remark (QP/PK/AV)
1		7681.000	30.71	12.01	42.72	-31.28	74.00	Peak
2		8191.000	30.24	12.50	42.74	-31.26	74.00	Peak
3		8905.000	29.94	13.45	43.39	-24.81	68.20	Peak
4	*	10537.000	28.79	17.12	45.91	-22.29	68.20	Peak

Note:

1. " *", means this data is the worst emission level.
2. C.F (Correction Factor) = Antenna Factor (dB)+ Cable Loss (dB)- Preamplifier(dB).
3. Measurement(dBuV/m) = Reading(dBuV) + C.F (Correction Factor).
4.The emission levels of other frequencies are very lower than the limit and not show in test report.

EUT	AX5400 Wi-Fi 6 Router	Date of Test	2020-09-26
Factor	BBHA 9120D (1GHz~18GHz)_2020	Temp. / Humidity	23.4°C/42%
Polarity	Vertical	Site / Test Engineer	AC1 / Jay Chu
Test Mode	Transmit by 802.11ax-HE20 at Channel 5320MHz (CDD Mode)	Test Voltage	120V/60Hz

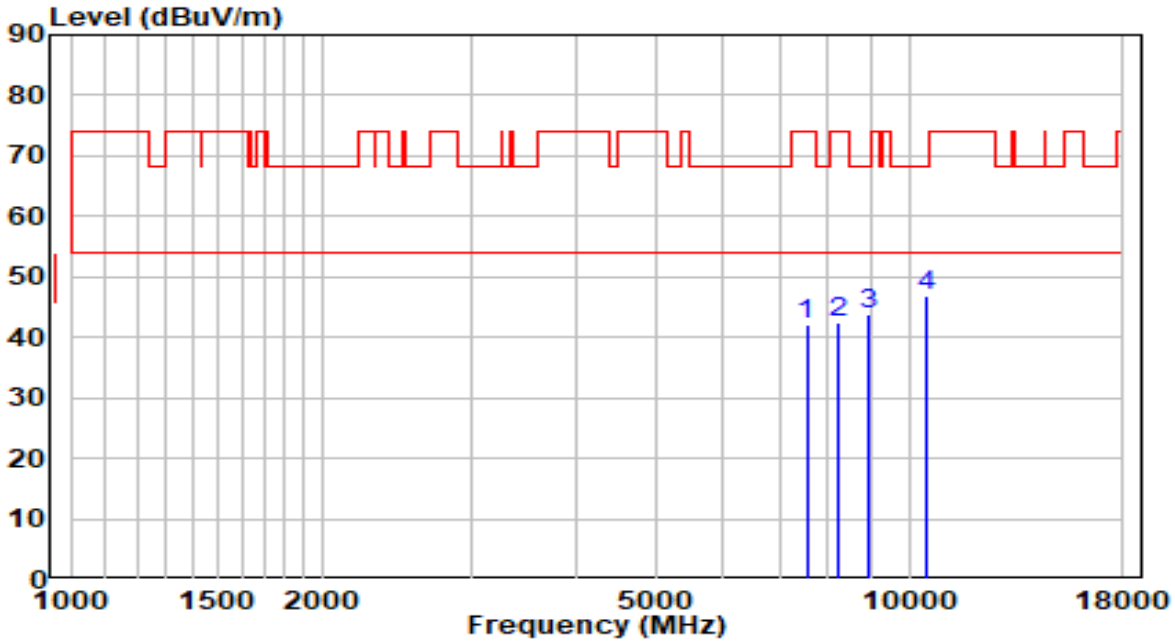

No		Frequency (MHz)	Reading (dBuV)	C.F (dB)	Measurement (dBuV/m)	Margin (dB)	Limit (dBuV/m)	Remark (QP/PK/AV)
1		7545.000	30.47	11.79	42.25	-31.75	74.00	Peak
2		8242.000	29.99	12.49	42.48	-31.52	74.00	Peak
3		8956.000	30.27	13.57	43.84	-24.36	68.20	Peak
4	*	10469.000	29.88	16.96	46.84	-21.36	68.20	Peak

Note:

1. " *", means this data is the worst emission level.
2. C.F (Correction Factor) = Antenna Factor (dB)+ Cable Loss (dB)- Preamplifier(dB).
3. Measurement(dBuV/m) = Reading(dBuV) + C.F (Correction Factor).
4.The emission levels of other frequencies are very lower than the limit and not show in test report.

EUT	AX5400 Wi-Fi 6 Router	Date of Test	2020-09-26
Factor	BBHA 9120D (1GHz~18GHz)_2020	Temp. / Humidity	23.4°C/42%
Polarity	Horizontal	Site / Test Engineer	AC1 / Jay Chu
Test Mode	Transmit by 802.11ax-HE20 at Channel 5500MHz (CDD Mode)	Test Voltage	120V/60Hz

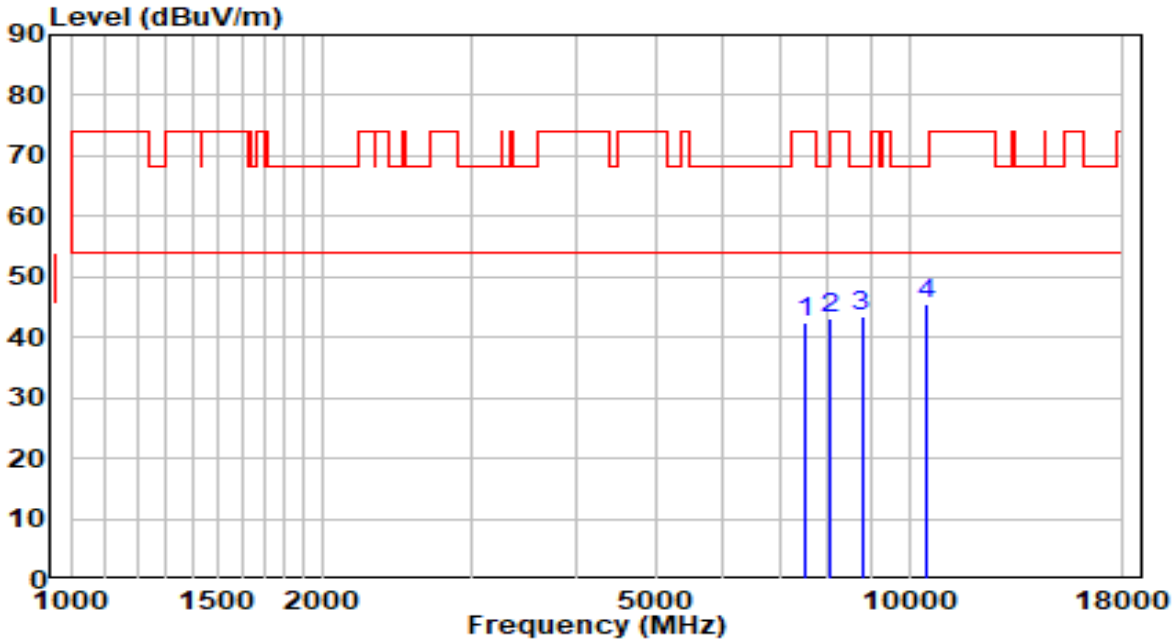

No		Frequency (MHz)	Reading (dBuV)	C.F (dB)	Measurement (dBuV/m)	Margin (dB)	Limit (dBuV/m)	Remark (QP/PK/AV)
1		7536.500	30.72	11.77	42.50	-31.50	74.00	Peak
2		8072.000	30.70	12.52	43.22	-30.78	74.00	Peak
3		8777.500	30.48	13.13	43.61	-24.59	68.20	Peak
4	*	10477.500	28.66	16.99	45.65	-22.55	68.20	Peak

Note:

1. " *", means this data is the worst emission level.
2. C.F (Correction Factor) = Antenna Factor (dB)+ Cable Loss (dB)- Preamplifier(dB).
3. Measurement(dBuV/m) = Reading(dBuV) + C.F (Correction Factor).
4.The emission levels of other frequencies are very lower than the limit and not show in test report.

EUT	AX5400 Wi-Fi 6 Router	Date of Test	2020-09-26
Factor	BBHA 9120D (1GHz~18GHz)_2020	Temp. / Humidity	23.4°C/42%
Polarity	Vertical	Site / Test Engineer	AC1 / Jay Chu
Test Mode	Transmit by 802.11ax-HE20 at Channel 5500MHz (CDD Mode)	Test Voltage	120V/60Hz

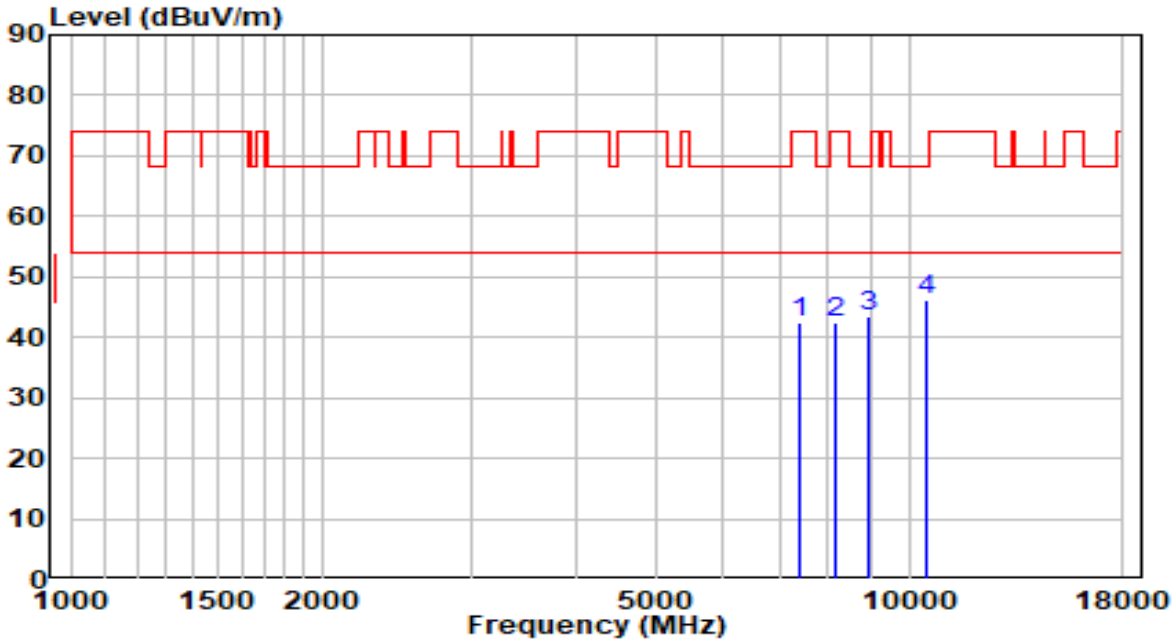

No		Frequency (MHz)	Reading (dBuV)	C.F (dB)	Measurement (dBuV/m)	Margin (dB)	Limit (dBuV/m)	Remark (QP/PK/AV)
1		7400.500	31.13	11.43	42.57	-31.43	74.00	Peak
2		8191.000	29.86	12.50	42.36	-31.64	74.00	Peak
3		8922.000	29.95	13.49	43.44	-24.76	68.20	Peak
4	*	10511.500	29.21	17.09	46.30	-21.90	68.20	Peak

Note:

1. " *", means this data is the worst emission level.
2. C.F (Correction Factor) = Antenna Factor (dB)+ Cable Loss (dB)- Preamplifier(dB).
3. Measurement(dBuV/m) = Reading(dBuV) + C.F (Correction Factor).
4.The emission levels of other frequencies are very lower than the limit and not show in test report.

EUT	AX5400 Wi-Fi 6 Router	Date of Test	2020-09-26
Factor	BBHA 9120D (1GHz~18GHz)_2020	Temp. / Humidity	23.4°C/42%
Polarity	Horizontal	Site / Test Engineer	AC1 / Jay Chu
Test Mode	Transmit by 802.11ax-HE20 at Channel 5580MHz (CDD Mode)	Test Voltage	120V/60Hz

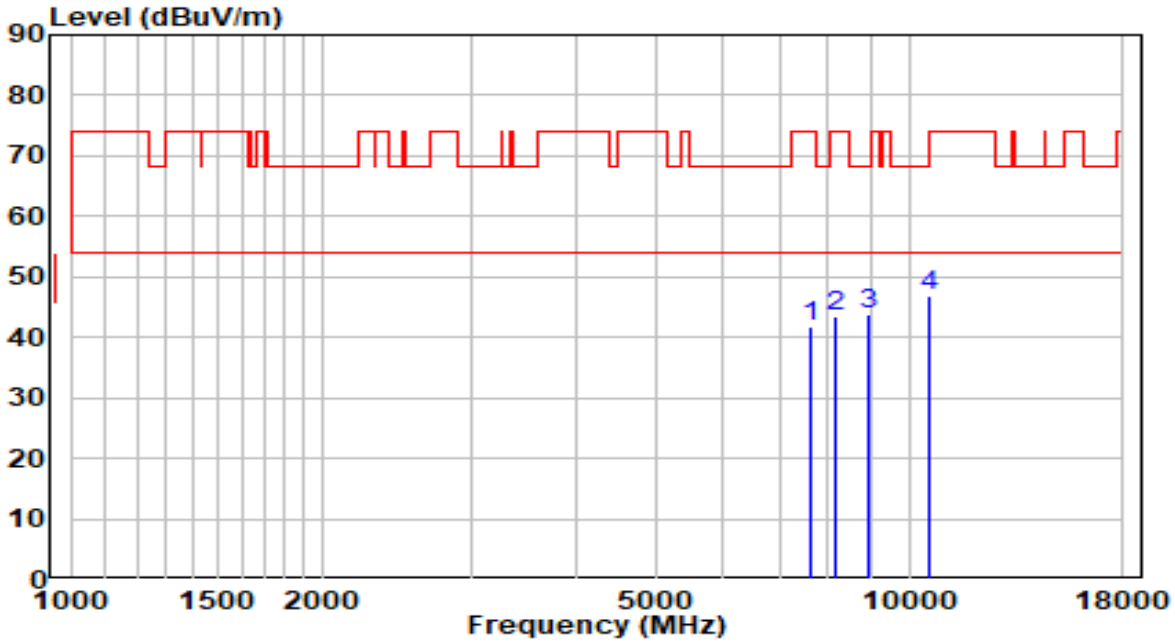

No		Frequency (MHz)	Reading (dBuV)	C.F (dB)	Measurement (dBuV/m)	Margin (dB)	Limit (dBuV/m)	Remark (QP/PK/AV)
1		7630.000	29.91	11.93	41.83	-32.17	74.00	Peak
2		8174.000	31.03	12.50	43.53	-30.47	74.00	Peak
3		8922.000	30.42	13.49	43.90	-24.30	68.20	Peak
4	*	10562.500	29.57	17.16	46.73	-21.47	68.20	Peak

Note:

1. " *", means this data is the worst emission level.
2. C.F (Correction Factor) = Antenna Factor (dB)+ Cable Loss (dB)- Preamplifier(dB).
3. Measurement(dBuV/m) = Reading(dBuV) + C.F (Correction Factor).
4.The emission levels of other frequencies are very lower than the limit and not show in test report.

EUT	AX5400 Wi-Fi 6 Router	Date of Test	2020-09-26
Factor	BBHA 9120D (1GHz~18GHz)_2020	Temp. / Humidity	23.4°C/42%
Polarity	Vertical	Site / Test Engineer	AC1 / Jay Chu
Test Mode	Transmit by 802.11ax-HE20 at Channel 5580MHz (CDD Mode)	Test Voltage	120V/60Hz

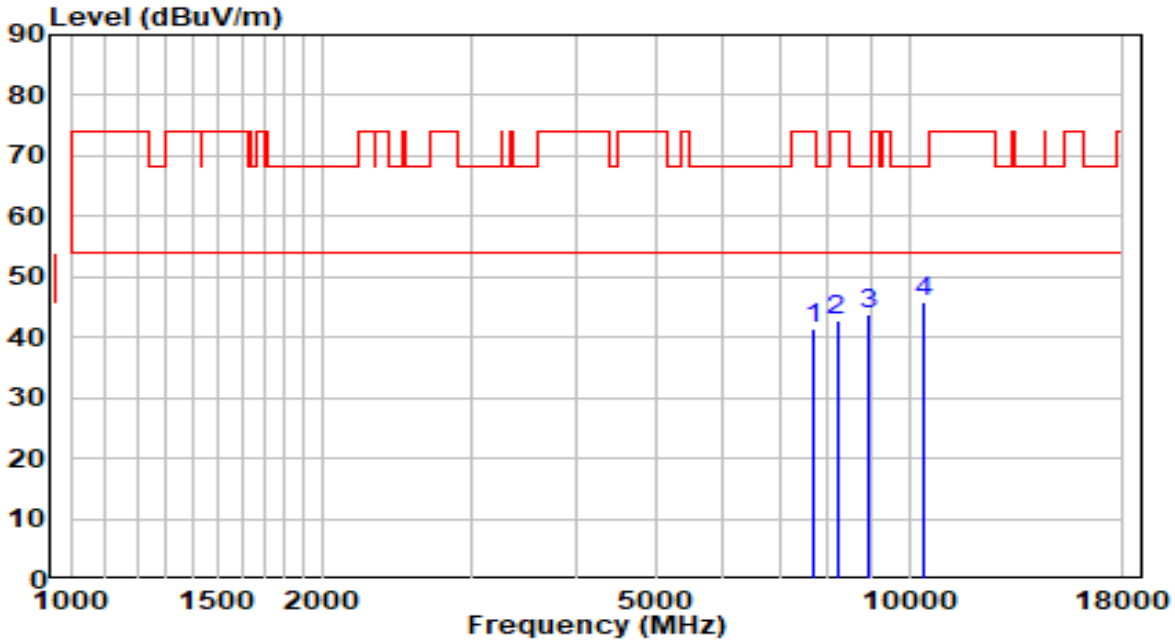

No		Frequency (MHz)	Reading (dBuV)	C.F (dB)	Measurement (dBuV/m)	Margin (dB)	Limit (dBuV/m)	Remark (QP/PK/AV)
1		7681.000	29.47	12.01	41.48	-32.52	74.00	Peak
2		8199.500	30.29	12.50	42.79	-31.21	74.00	Peak
3		8956.000	30.40	13.57	43.97	-24.23	68.20	Peak
4	*	10435.000	29.09	16.85	45.94	-22.26	68.20	Peak

Note:

1. " *", means this data is the worst emission level.
2. C.F (Correction Factor) = Antenna Factor (dB)+ Cable Loss (dB)- Preamplifier(dB).
3. Measurement(dBuV/m) = Reading(dBuV) + C.F (Correction Factor).
4.The emission levels of other frequencies are very lower than the limit and not show in test report.

EUT	AX5400 Wi-Fi 6 Router	Date of Test	2020-09-26
Factor	BBHA 9120D (1GHz~18GHz)_2020	Temp. / Humidity	23.4°C/42%
Polarity	Horizontal	Site / Test Engineer	AC1 / Jay Chu
Test Mode	Transmit by 802.11ax-HE20 at Channel 5700MHz (CDD Mode)	Test Voltage	120V/60Hz

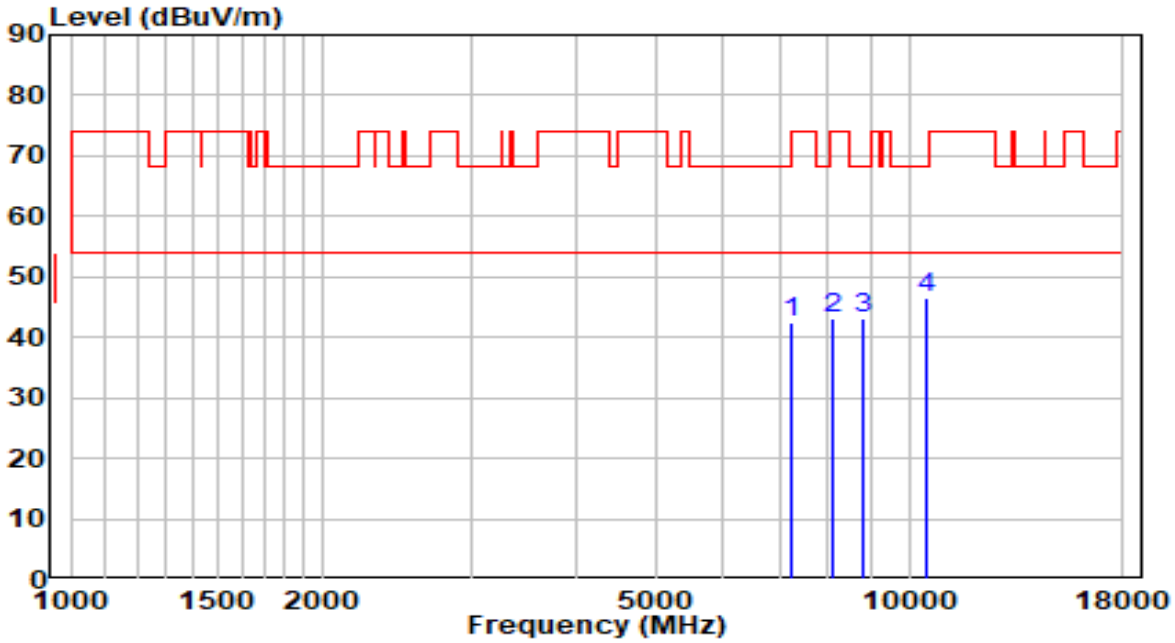

No		Frequency (MHz)	Reading (dBuV)	C.F (dB)	Measurement (dBuV/m)	Margin (dB)	Limit (dBuV/m)	Remark (QP/PK/AV)
1		7256.000	31.57	11.02	42.60	-31.40	74.00	Peak
2		8097.500	30.72	12.52	43.23	-30.77	74.00	Peak
3		8811.500	29.95	13.22	43.17	-25.03	68.20	Peak
4	*	10503.000	29.53	17.07	46.60	-21.60	68.20	Peak

Note:

1. " *", means this data is the worst emission level.
2. C.F (Correction Factor) = Antenna Factor (dB)+ Cable Loss (dB)- Preamplifier(dB).
3. Measurement(dBuV/m) = Reading(dBuV) + C.F (Correction Factor).
4.The emission levels of other frequencies are very lower than the limit and not show in test report.

EUT	AX5400 Wi-Fi 6 Router	Date of Test	2020-09-26
Factor	BBHA 9120D (1GHz~18GHz)_2020	Temp. / Humidity	23.4°C/42%
Polarity	Vertical	Site / Test Engineer	AC1 / Jay Chu
Test Mode	Transmit by 802.11ax-HE20 at Channel 5700MHz (CDD Mode)	Test Voltage	120V/60Hz

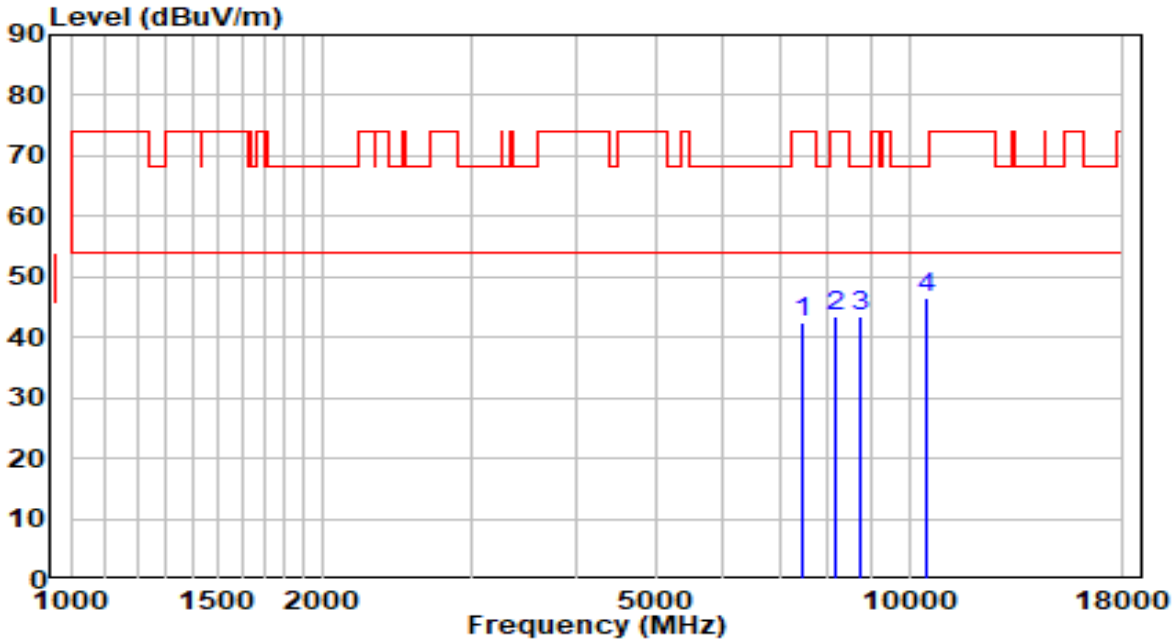

No		Frequency (MHz)	Reading (dBuV)	C.F (dB)	Measurement (dBuV/m)	Margin (dB)	Limit (dBuV/m)	Remark (QP/PK/AV)
1		7477.000	30.82	11.65	42.47	-31.53	74.00	Peak
2		8148.500	30.84	12.51	43.35	-30.65	74.00	Peak
3		8735.000	30.51	13.03	43.55	-24.65	68.20	Peak
4	*	10503.000	29.50	17.07	46.57	-21.63	68.20	Peak

Note:

1. " *", means this data is the worst emission level.
2. C.F (Correction Factor) = Antenna Factor (dB)+ Cable Loss (dB)- Preamplifier(dB).
3. Measurement(dBuV/m) = Reading(dBuV) + C.F (Correction Factor).
4.The emission levels of other frequencies are very lower than the limit and not show in test report.

EUT	AX5400 Wi-Fi 6 Router	Date of Test	2020-09-26
Factor	BBHA 9120D (1GHz~18GHz)_2020	Temp. / Humidity	23.4°C/42%
Polarity	Horizontal	Site / Test Engineer	AC1 / Jay Chu
Test Mode	Transmit by 802.11ax-HE20 at Channel 5720MHz (CDD Mode)	Test Voltage	120V/60Hz

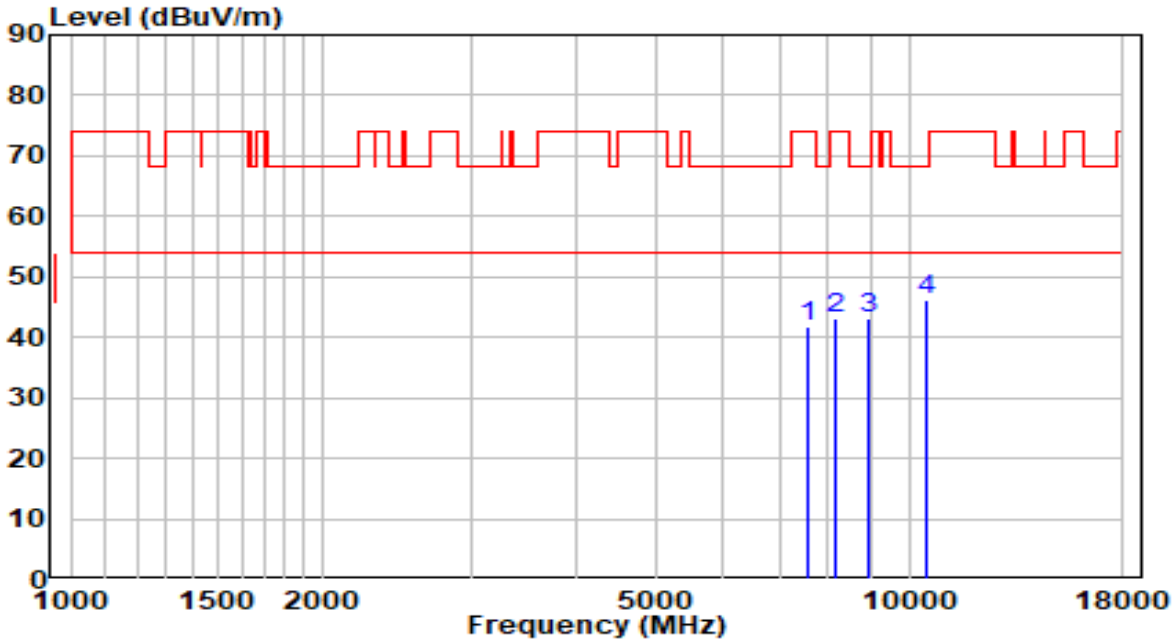

No		Frequency (MHz)	Reading (dBuV)	C.F (dB)	Measurement (dBuV/m)	Margin (dB)	Limit (dBuV/m)	Remark (QP/PK/AV)
1		7562.000	29.81	11.82	41.63	-32.37	74.00	Peak
2		8182.500	30.70	12.50	43.21	-30.79	74.00	Peak
3		8930.500	29.56	13.51	43.07	-25.13	68.20	Peak
4	*	10494.500	29.00	17.05	46.05	-22.15	68.20	Peak

Note:

1. " *", means this data is the worst emission level.
2. C.F (Correction Factor) = Antenna Factor (dB)+ Cable Loss (dB)- Preamplifier(dB).
3. Measurement(dBuV/m) = Reading(dBuV) + C.F (Correction Factor).
4.The emission levels of other frequencies are very lower than the limit and not show in test report.

EUT	AX5400 Wi-Fi 6 Router	Date of Test	2020-09-26
Factor	BBHA 9120D (1GHz~18GHz)_2020	Temp. / Humidity	23.4°C/42%
Polarity	Vertical	Site / Test Engineer	AC1 / Jay Chu
Test Mode	Transmit by 802.11ax-HE20 at Channel 5720MHz (CDD Mode)	Test Voltage	120V/60Hz

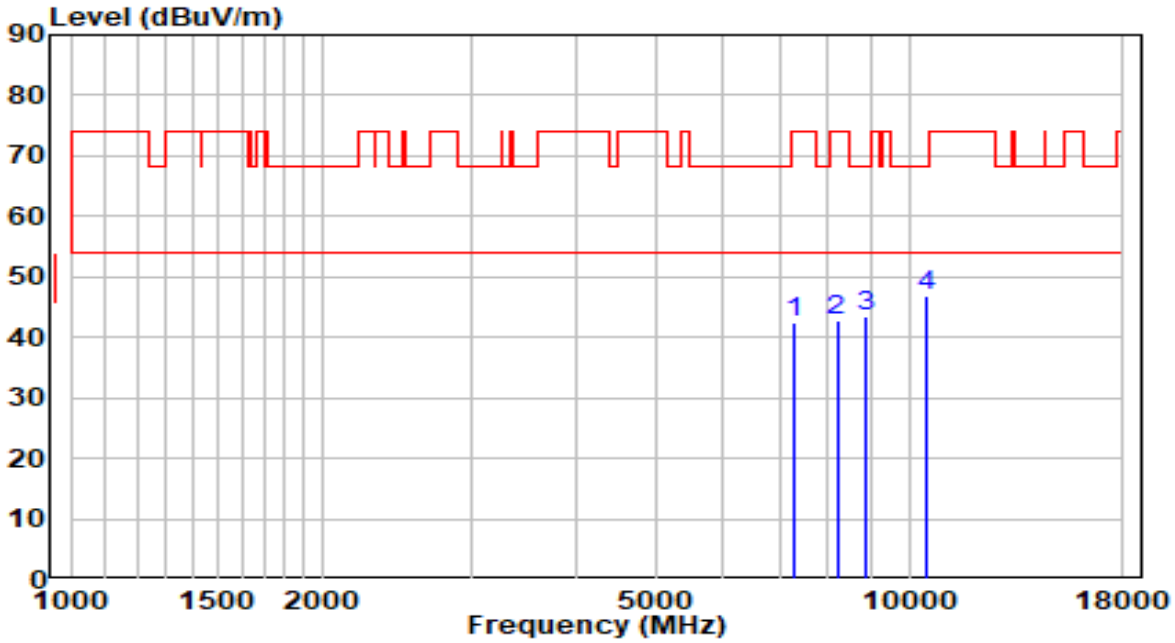

No		Frequency (MHz)	Reading (dBuV)	C.F (dB)	Measurement (dBuV/m)	Margin (dB)	Limit (dBuV/m)	Remark (QP/PK/AV)
1		7315.500	31.26	11.19	42.46	-31.54	74.00	Peak
2		8199.500	30.18	12.50	42.68	-31.32	74.00	Peak
3		8905.000	30.03	13.45	43.48	-24.72	68.20	Peak
4	*	10469.000	29.91	16.96	46.88	-21.32	68.20	Peak

Note:

1. " *", means this data is the worst emission level.
2. C.F (Correction Factor) = Antenna Factor (dB)+ Cable Loss (dB)- Preamplifier(dB).
3. Measurement(dBuV/m) = Reading(dBuV) + C.F (Correction Factor).
4.The emission levels of other frequencies are very lower than the limit and not show in test report.

EUT	AX5400 Wi-Fi 6 Router	Date of Test	2020-09-26
Factor	BBHA 9120D (1GHz~18GHz)_2020	Temp. / Humidity	23.4°C/42%
Polarity	Horizontal	Site / Test Engineer	AC1 / Jay Chu
Test Mode	Transmit by 802.11ax-HE20 at Channel 5745MHz (CDD Mode)	Test Voltage	120V/60Hz

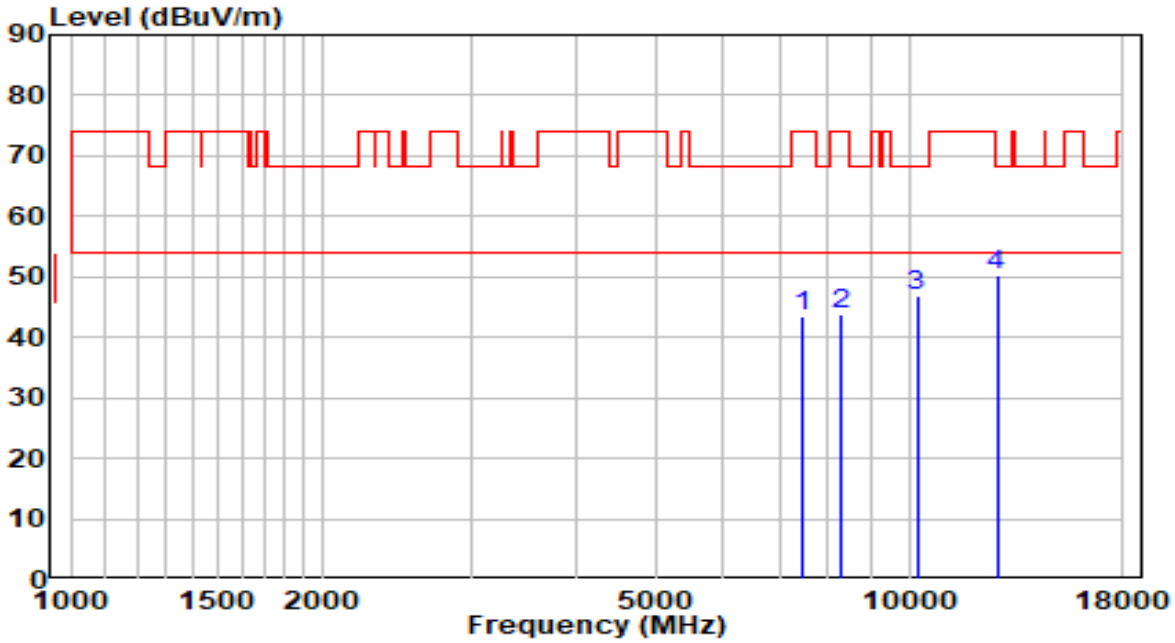

No		Frequency (MHz)	Reading (dBuV)	C.F (dB)	Measurement (dBuV/m)	Margin (dB)	Limit (dBuV/m)	Remark (QP/PK/AV)
1		7443.000	31.89	11.55	43.44	-30.56	74.00	Peak
2		8267.500	31.41	12.49	43.90	-30.10	74.00	Peak
3		10214.000	30.73	16.09	46.82	-21.38	68.20	Peak
4	*	12721.500	31.76	18.52	50.28	-17.92	68.20	Peak

Note:

1. " *", means this data is the worst emission level.
2. C.F (Correction Factor) = Antenna Factor (dB)+ Cable Loss (dB)- Preamplifier(dB).
3. Measurement(dBuV/m) = Reading(dBuV) + C.F (Correction Factor).
4.The emission levels of other frequencies are very lower than the limit and not show in test report.

EUT	AX5400 Wi-Fi 6 Router	Date of Test	2020-09-26
Factor	BBHA 9120D (1GHz~18GHz)_2020	Temp. / Humidity	23.4°C/42%
Polarity	Vertical	Site / Test Engineer	AC1 / Jay Chu
Test Mode	Transmit by 802.11ax-HE20 at Channel 5745MHz (CDD Mode)	Test Voltage	120V/60Hz

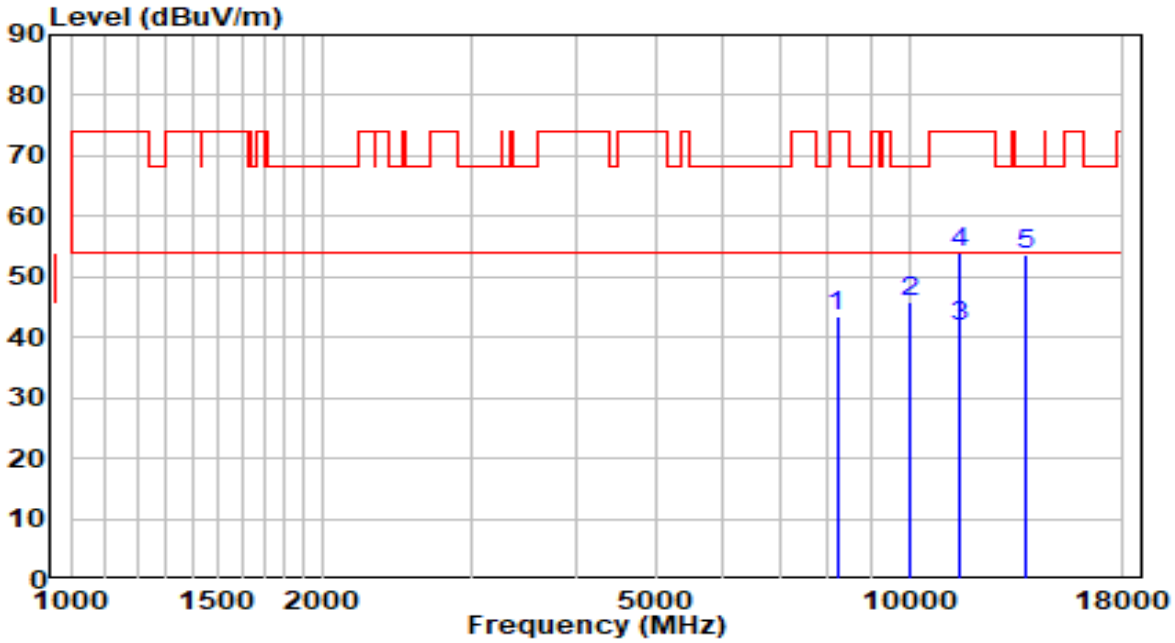

No		Frequency (MHz)	Reading (dBuV)	C.F (dB)	Measurement (dBuV/m)	Margin (dB)	Limit (dBuV/m)	Remark (QP/PK/AV)
1		8199.500	31.10	12.50	43.60	-30.40	74.00	Peak
2		10001.500	30.41	15.37	45.77	-22.43	68.20	Peak
3		11489.000	23.18	18.44	41.62	-12.38	54.00	Peak
4		11489.000	35.42	18.44	53.86	-20.14	74.00	Peak
5	*	13750.000	32.58	21.04	53.62	-14.58	68.20	Peak

Note:

1. " *", means this data is the worst emission level.
2. C.F (Correction Factor) = Antenna Factor (dB)+ Cable Loss (dB)- Preamplifier(dB).
3. Measurement(dBuV/m) = Reading(dBuV) + C.F (Correction Factor).
4.The emission levels of other frequencies are very lower than the limit and not show in test report.

EUT	AX5400 Wi-Fi 6 Router	Date of Test	2020-09-26
Factor	BBHA 9120D (1GHz~18GHz)_2020	Temp. / Humidity	23.4°C/42%
Polarity	Horizontal	Site / Test Engineer	AC1 / Jay Chu
Test Mode	Transmit by 802.11ax-HE20 at Channel 5785MHz (CDD Mode)	Test Voltage	120V/60Hz

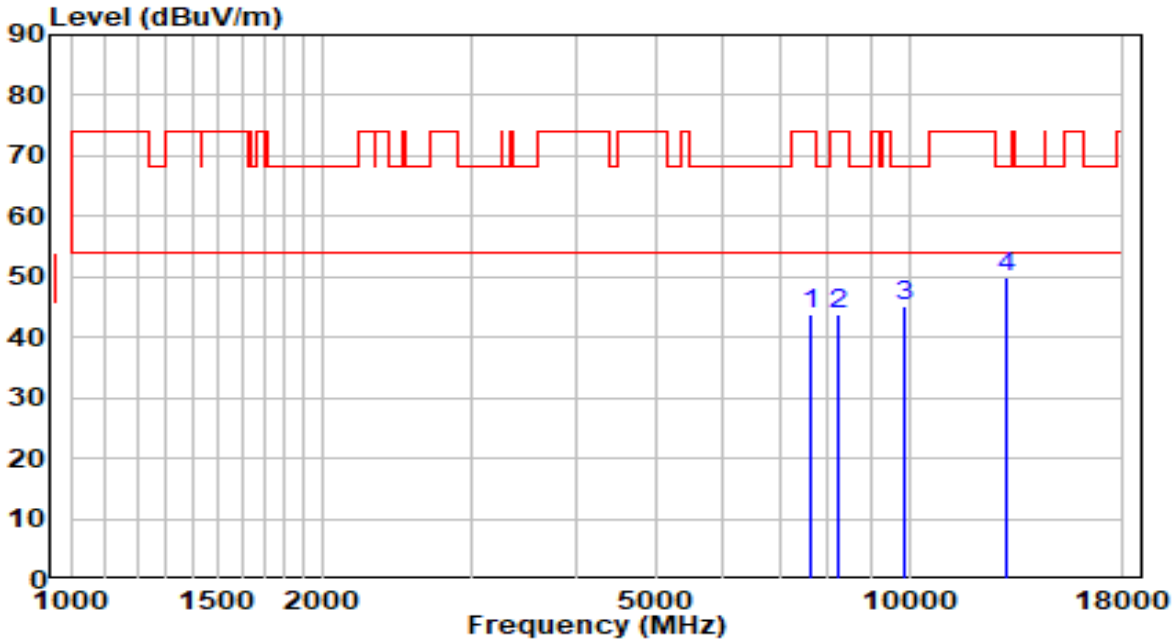

No		Frequency (MHz)	Reading (dBuV)	C.F (dB)	Measurement (dBuV/m)	Margin (dB)	Limit (dBuV/m)	Remark (QP/PK/AV)
1		7621.500	31.98	11.91	43.90	-30.10	74.00	Peak
2		8233.500	31.37	12.49	43.87	-30.13	74.00	Peak
3		9848.500	30.08	15.08	45.15	-23.05	68.20	Peak
4	*	13061.500	30.39	19.45	49.84	-18.36	68.20	Peak

Note:

1. " *", means this data is the worst emission level.
2. C.F (Correction Factor) = Antenna Factor (dB)+ Cable Loss (dB)- Preamplifier(dB).
3. Measurement(dBuV/m) = Reading(dBuV) + C.F (Correction Factor).
4.The emission levels of other frequencies are very lower than the limit and not show in test report.

EUT	AX5400 Wi-Fi 6 Router	Date of Test	2020-09-26
Factor	BBHA 9120D (1GHz~18GHz)_2020	Temp. / Humidity	23.4°C/42%
Polarity	Vertical	Site / Test Engineer	AC1 / Jay Chu
Test Mode	Transmit by 802.11ax-HE20 at Channel 5785MHz (CDD Mode)	Test Voltage	120V/60Hz

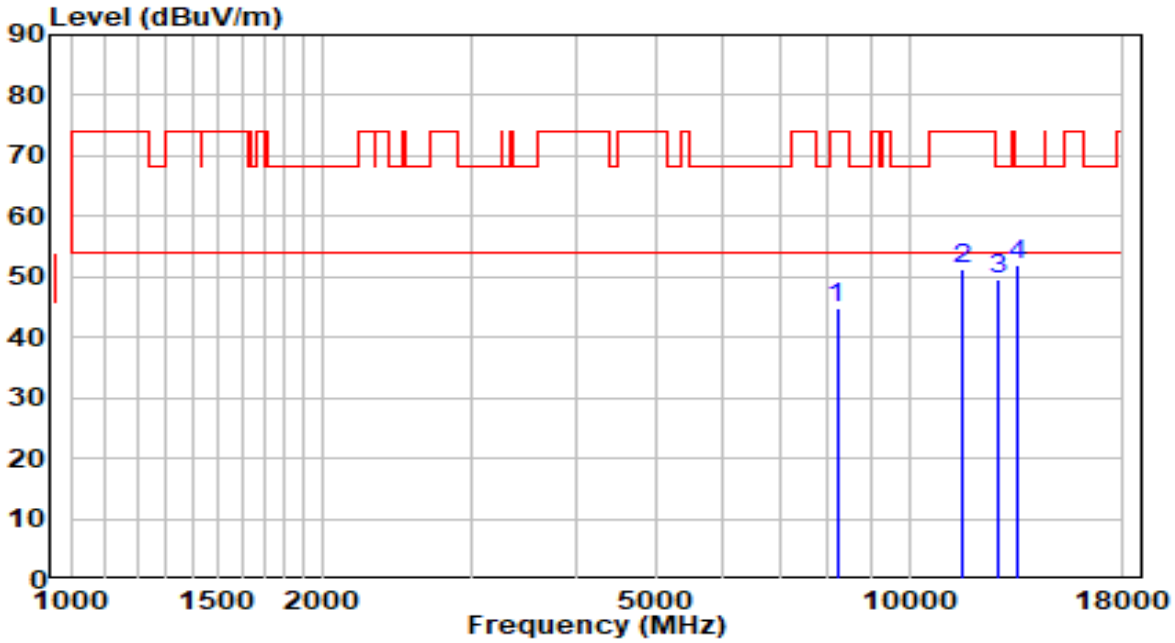

No		Frequency (MHz)	Reading (dBuV)	C.F (dB)	Measurement (dBuV/m)	Margin (dB)	Limit (dBuV/m)	Remark (QP/PK/AV)
1		8199.500	32.20	12.50	44.70	-29.30	74.00	Peak
2		11582.500	33.03	18.35	51.38	-22.62	74.00	Peak
3		12755.500	30.85	18.61	49.46	-18.74	68.20	Peak
4	*	13478.000	31.57	20.50	52.07	-16.13	68.20	Peak

Note:

1. " *", means this data is the worst emission level.
2. C.F (Correction Factor) = Antenna Factor (dB)+ Cable Loss (dB)- Preamplifier(dB).
3. Measurement(dBuV/m) = Reading(dBuV) + C.F (Correction Factor).
4.The emission levels of other frequencies are very lower than the limit and not show in test report.

EUT	AX5400 Wi-Fi 6 Router	Date of Test	2020-09-26
Factor	BBHA 9120D (1GHz~18GHz)_2020	Temp. / Humidity	23.4°C/42%
Polarity	Horizontal	Site / Test Engineer	AC1 / Jay Chu
Test Mode	Transmit by 802.11ax-HE20 at Channel 5825MHz (CDD Mode)	Test Voltage	120V/60Hz

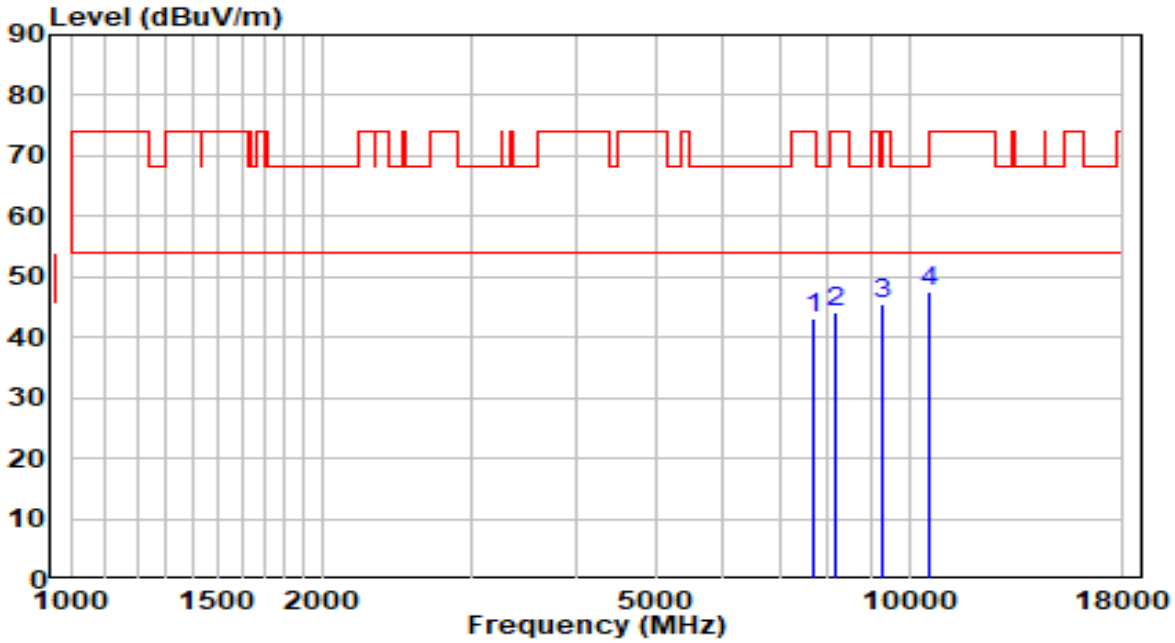

No		Frequency (MHz)	Reading (dBuV)	C.F (dB)	Measurement (dBuV/m)	Margin (dB)	Limit (dBuV/m)	Remark (QP/PK/AV)
1		7681.000	30.97	12.01	42.98	-31.02	74.00	Peak
2		8174.000	31.53	12.50	44.04	-29.96	74.00	Peak
3		9270.500	31.31	14.08	45.39	-22.81	68.20	Peak
4	*	10537.000	30.40	17.12	47.52	-20.68	68.20	Peak

Note:

1. " *", means this data is the worst emission level.
2. C.F (Correction Factor) = Antenna Factor (dB)+ Cable Loss (dB)- Preamplifier(dB).
3. Measurement(dBuV/m) = Reading(dBuV) + C.F (Correction Factor).
4.The emission levels of other frequencies are very lower than the limit and not show in test report.

EUT	AX5400 Wi-Fi 6 Router	Date of Test	2020-09-26
Factor	BBHA 9120D (1GHz~18GHz)_2020	Temp. / Humidity	23.4°C/42%
Polarity	Vertical	Site / Test Engineer	AC1 / Jay Chu
Test Mode	Transmit by 802.11ax-HE20 at Channel 5825MHz (CDD Mode)	Test Voltage	120V/60Hz

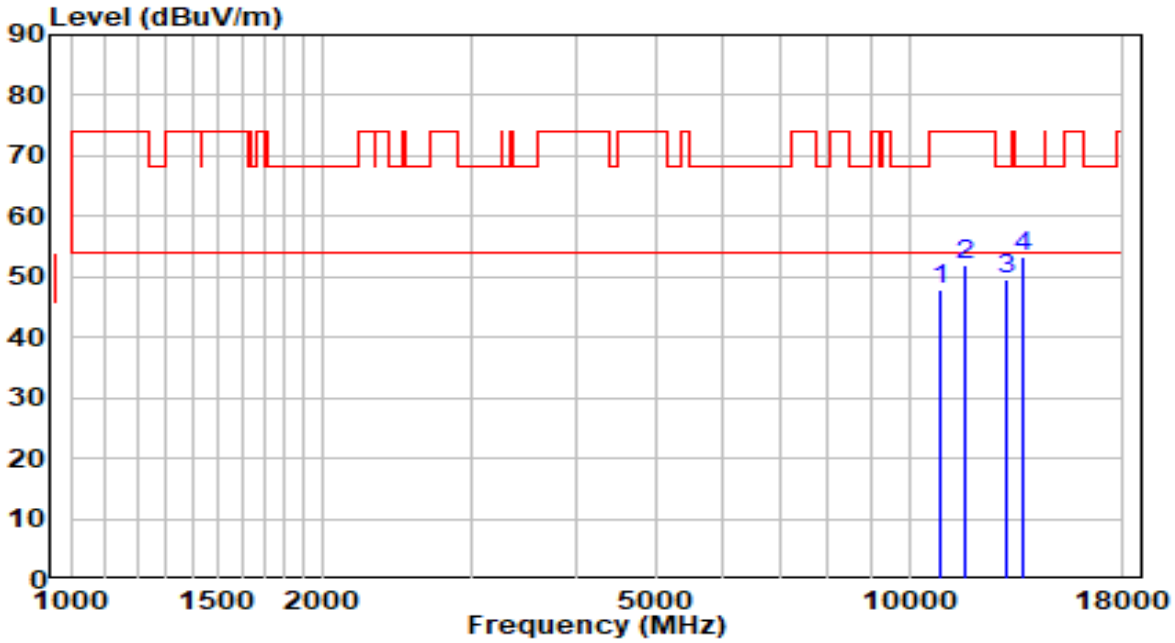

No		Frequency (MHz)	Reading (dBuV)	C.F (dB)	Measurement (dBuV/m)	Margin (dB)	Limit (dBuV/m)	Remark (QP/PK/AV)
1		10860.000	30.46	17.58	48.05	-25.95	74.00	Peak
2		11650.500	33.78	18.26	52.04	-21.96	74.00	Peak
3		13061.500	30.25	19.45	49.70	-18.50	68.20	Peak
4	*	13648.000	32.55	20.84	53.39	-14.81	68.20	Peak

Note:

1. " *", means this data is the worst emission level.
2. C.F (Correction Factor) = Antenna Factor (dB)+ Cable Loss (dB)- Preamplifier(dB).
3. Measurement(dBuV/m) = Reading(dBuV) + C.F (Correction Factor).
4.The emission levels of other frequencies are very lower than the limit and not show in test report.

EUT	AX5400 Wi-Fi 6 Router	Date of Test	2020-09-26
Factor	BBHA 9120D (1GHz~18GHz)_2020	Temp. / Humidity	23.4°C/42%
Polarity	Horizontal	Site / Test Engineer	AC1 / Jay Chu
Test Mode	Transmit by 802.11ax-HE40 at Channel 5190MHz (CDD Mode)	Test Voltage	120V/60Hz

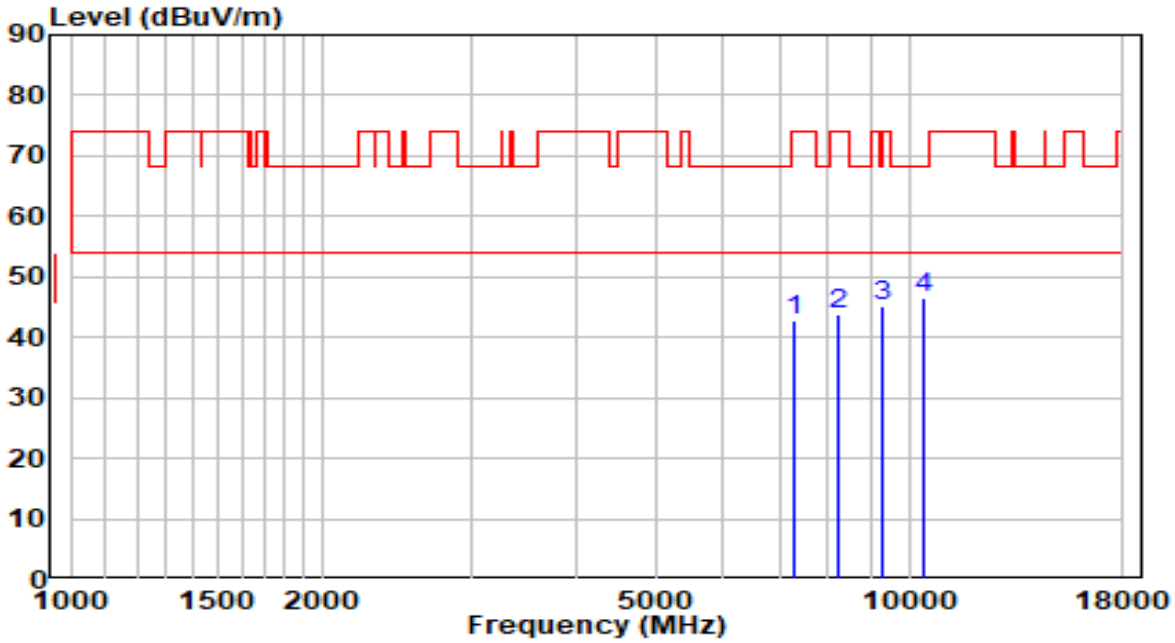

No		Frequency (MHz)	Reading (dBuV)	C.F (dB)	Measurement (dBuV/m)	Margin (dB)	Limit (dBuV/m)	Remark (QP/PK/AV)
1		7290.000	31.65	11.12	42.77	-31.23	74.00	Peak
2		8233.500	31.39	12.49	43.88	-30.12	74.00	Peak
3		9262.000	31.23	14.07	45.30	-22.90	68.20	Peak
4	*	10401.000	29.96	16.73	46.69	-21.51	68.20	Peak

Note:

1. " *", means this data is the worst emission level.
2. C.F (Correction Factor) = Antenna Factor (dB)+ Cable Loss (dB)- Preamplifier(dB).
3. Measurement(dBuV/m) = Reading(dBuV) + C.F (Correction Factor).
4.The emission levels of other frequencies are very lower than the limit and not show in test report.

EUT	AX5400 Wi-Fi 6 Router	Date of Test	2020-09-26
Factor	BBHA 9120D (1GHz~18GHz)_2020	Temp. / Humidity	23.4°C/42%
Polarity	Vertical	Site / Test Engineer	AC1 / Jay Chu
Test Mode	Transmit by 802.11ax-HE40 at Channel 5190MHz (CDD Mode)	Test Voltage	120V/60Hz

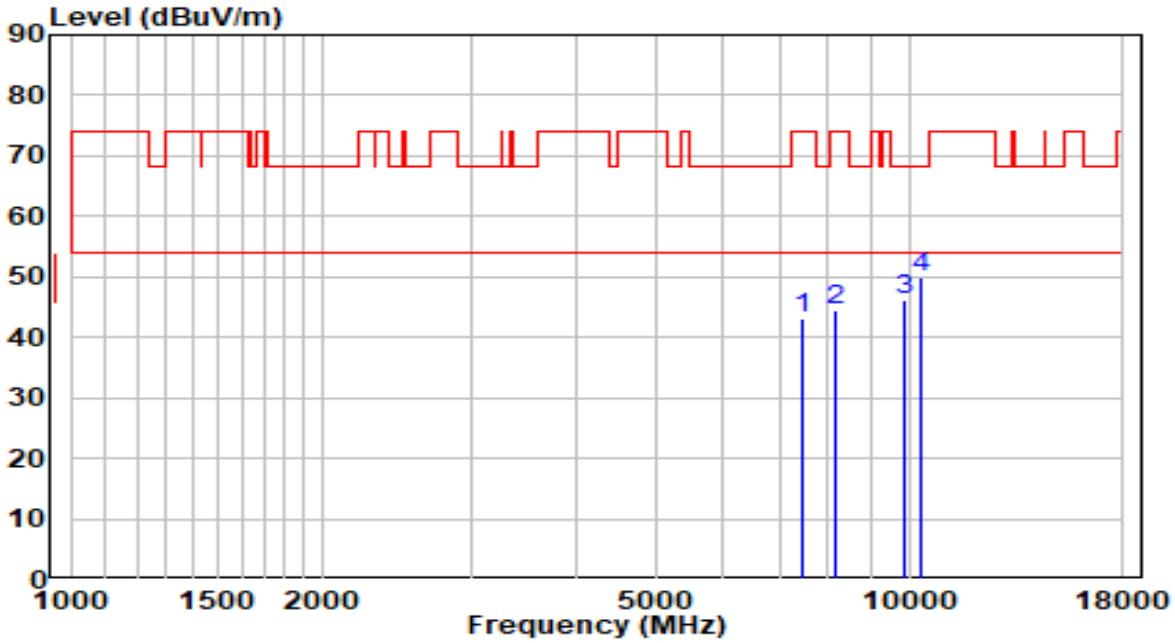

No		Frequency (MHz)	Reading (dBuV)	C.F (dB)	Measurement (dBuV/m)	Margin (dB)	Limit (dBuV/m)	Remark (QP/PK/AV)
1		7460.000	31.41	11.60	43.01	-30.99	74.00	Peak
2		8174.000	31.93	12.50	44.43	-29.57	74.00	Peak
3		9891.000	30.98	15.16	46.14	-22.06	68.20	Peak
4	*	10358.500	33.34	16.59	49.93	-18.27	68.20	Peak

Note:

1. " *", means this data is the worst emission level.
2. C.F (Correction Factor) = Antenna Factor (dB)+ Cable Loss (dB)- Preamplifier(dB).
3. Measurement(dBuV/m) = Reading(dBuV) + C.F (Correction Factor).
4.The emission levels of other frequencies are very lower than the limit and not show in test report.

EUT	AX5400 Wi-Fi 6 Router	Date of Test	2020-09-26
Factor	BBHA 9120D (1GHz~18GHz)_2020	Temp. / Humidity	23.4°C/42%
Polarity	Horizontal	Site / Test Engineer	AC1 / Jay Chu
Test Mode	Transmit by 802.11ax-HE40 at Channel 5230MHz (CDD Mode)	Test Voltage	120V/60Hz

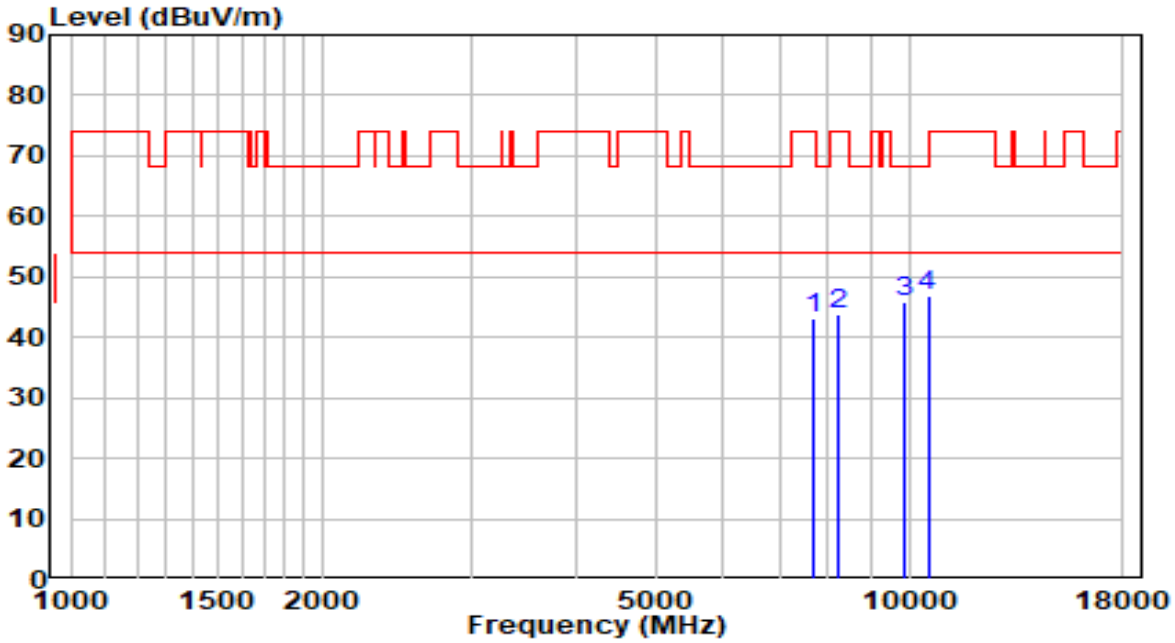

No		Frequency (MHz)	Reading (dBuV)	C.F (dB)	Measurement (dBuV/m)	Margin (dB)	Limit (dBuV/m)	Remark (QP/PK/AV)
1		7672.500	31.22	12.00	43.22	-30.78	74.00	Peak
2		8233.500	31.46	12.49	43.96	-30.04	74.00	Peak
3		9857.000	30.88	15.09	45.97	-22.23	68.20	Peak
4	*	10528.500	29.71	17.11	46.82	-21.38	68.20	Peak

Note:

1. " *", means this data is the worst emission level.
2. C.F (Correction Factor) = Antenna Factor (dB)+ Cable Loss (dB)- Preamplifier(dB).
3. Measurement(dBuV/m) = Reading(dBuV) + C.F (Correction Factor).
4.The emission levels of other frequencies are very lower than the limit and not show in test report.

EUT	AX5400 Wi-Fi 6 Router	Date of Test	2020-09-26
Factor	BBHA 9120D (1GHz~18GHz)_2020	Temp. / Humidity	23.4°C/42%
Polarity	Vertical	Site / Test Engineer	AC1 / Jay Chu
Test Mode	Transmit by 802.11ax-HE40 at Channel 5230MHz (CDD Mode)	Test Voltage	120V/60Hz

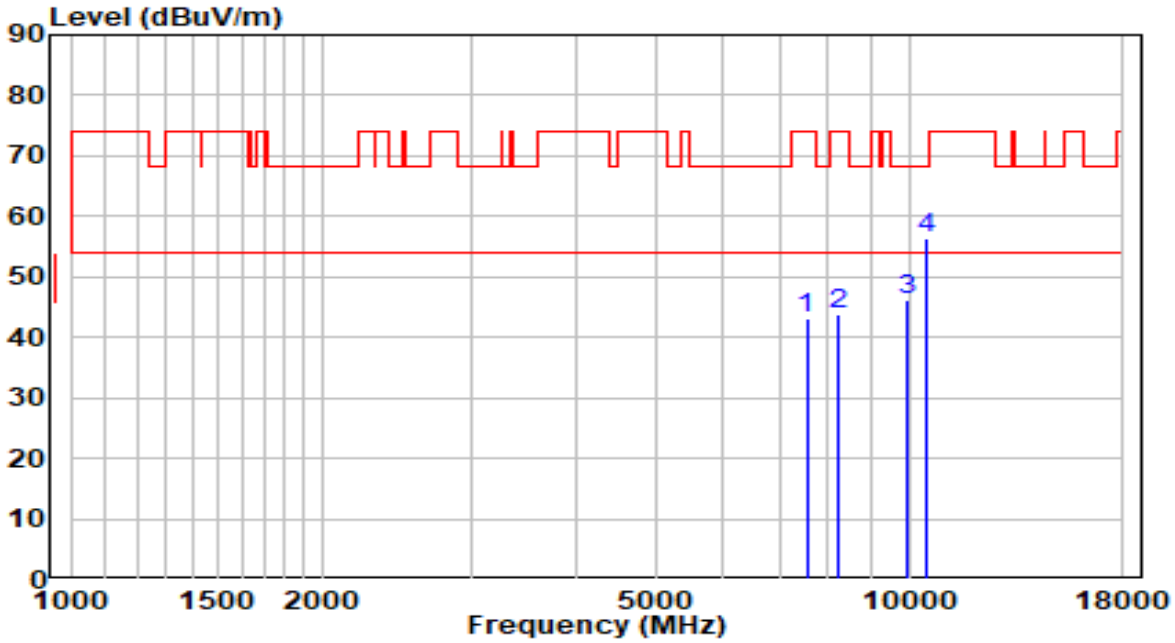

No		Frequency (MHz)	Reading (dBuV)	C.F (dB)	Measurement (dBuV/m)	Margin (dB)	Limit (dBuV/m)	Remark (QP/PK/AV)
1		7545.000	31.40	11.79	43.19	-30.81	74.00	Peak
2		8250.500	31.35	12.49	43.84	-30.16	74.00	Peak
3		9976.000	30.81	15.31	46.12	-22.08	68.20	Peak
4	*	10469.000	39.48	16.96	56.44	-11.76	68.20	Peak

Note:

1. " *", means this data is the worst emission level.
2. C.F (Correction Factor) = Antenna Factor (dB)+ Cable Loss (dB)- Preamplifier(dB).
3. Measurement(dBuV/m) = Reading(dBuV) + C.F (Correction Factor).
4.The emission levels of other frequencies are very lower than the limit and not show in test report.

EUT	AX5400 Wi-Fi 6 Router	Date of Test	2020-09-26
Factor	BBHA 9120D (1GHz~18GHz)_2020	Temp. / Humidity	23.4°C/42%
Polarity	Horizontal	Site / Test Engineer	AC1 / Jay Chu
Test Mode	Transmit by 802.11ax-HE40 at Channel 5270MHz (CDD Mode)	Test Voltage	120V/60Hz

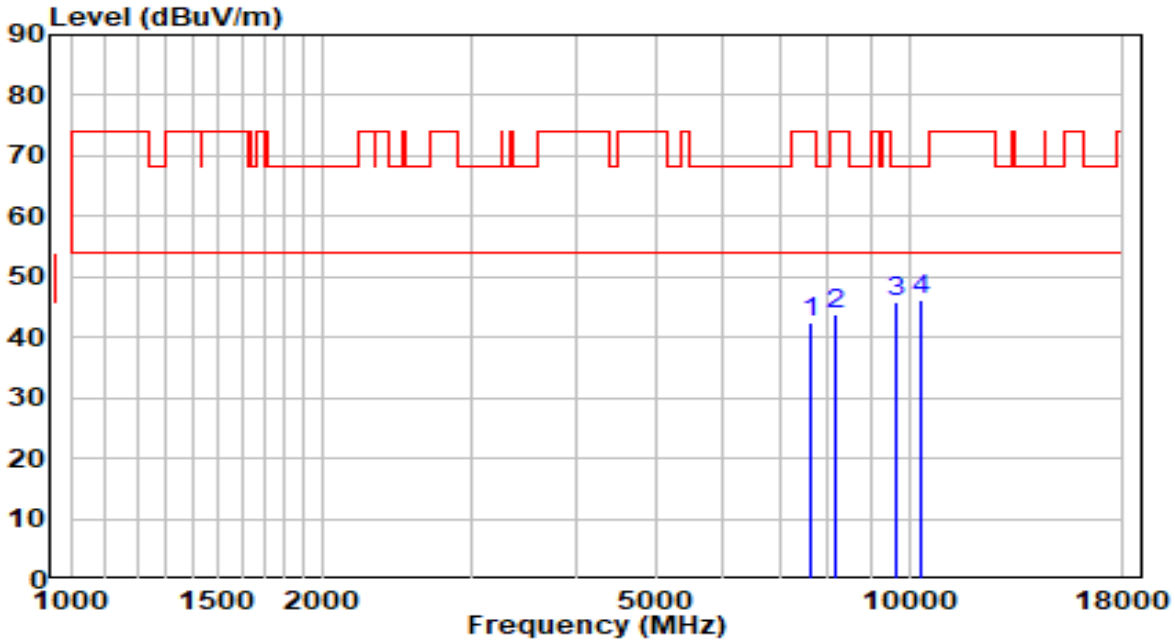

No		Frequency (MHz)	Reading (dBuV)	C.F (dB)	Measurement (dBuV/m)	Margin (dB)	Limit (dBuV/m)	Remark (QP/PK/AV)
1		7621.500	30.54	11.91	42.46	-31.54	74.00	Peak
2		8148.500	31.38	12.51	43.89	-30.11	74.00	Peak
3		9636.000	31.14	14.68	45.81	-22.39	68.20	Peak
4	*	10367.000	29.59	16.62	46.20	-22.00	68.20	Peak

Note:

1. " *", means this data is the worst emission level.
2. C.F (Correction Factor) = Antenna Factor (dB)+ Cable Loss (dB)- Preamplifier(dB).
3. Measurement(dBuV/m) = Reading(dBuV) + C.F (Correction Factor).
4.The emission levels of other frequencies are very lower than the limit and not show in test report.

EUT	AX5400 Wi-Fi 6 Router	Date of Test	2020-09-26
Factor	BBHA 9120D (1GHz~18GHz)_2020	Temp. / Humidity	23.4°C/42%
Polarity	Vertical	Site / Test Engineer	AC1 / Jay Chu
Test Mode	Transmit by 802.11ax-HE40 at Channel 5270MHz (CDD Mode)	Test Voltage	120V/60Hz

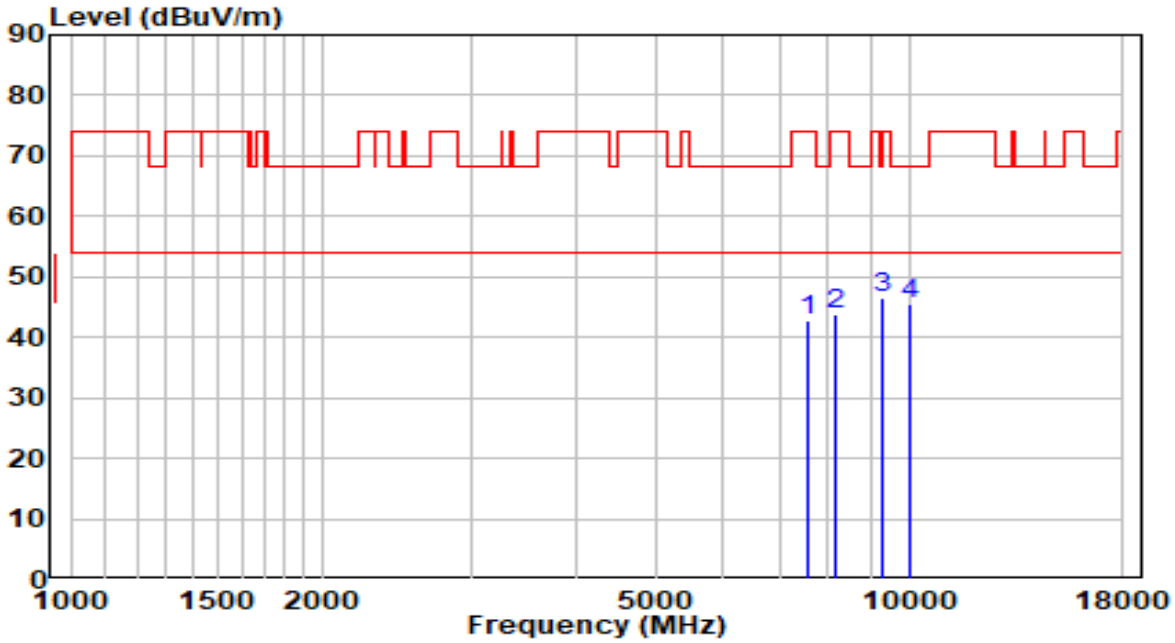

No		Frequency (MHz)	Reading (dBuV)	C.F (dB)	Measurement (dBuV/m)	Margin (dB)	Limit (dBuV/m)	Remark (QP/PK/AV)
1		7553.500	30.84	11.80	42.64	-31.36	74.00	Peak
2		8174.000	31.20	12.50	43.70	-30.30	74.00	Peak
3	*	9262.000	32.45	14.07	46.52	-21.68	68.20	Peak
4		9993.000	30.28	15.35	45.62	-22.58	68.20	Peak

Note:

1. " *", means this data is the worst emission level.
2. C.F (Correction Factor) = Antenna Factor (dB)+ Cable Loss (dB)- Preamplifier(dB).
3. Measurement(dBuV/m) = Reading(dBuV) + C.F (Correction Factor).
4.The emission levels of other frequencies are very lower than the limit and not show in test report.

EUT	AX5400 Wi-Fi 6 Router	Date of Test	2020-09-26
Factor	BBHA 9120D (1GHz~18GHz)_2020	Temp. / Humidity	23.4°C/42%
Polarity	Horizontal	Site / Test Engineer	AC1 / Jay Chu
Test Mode	Transmit by 802.11ax-HE40 at Channel 5310MHz (CDD Mode)	Test Voltage	120V/60Hz

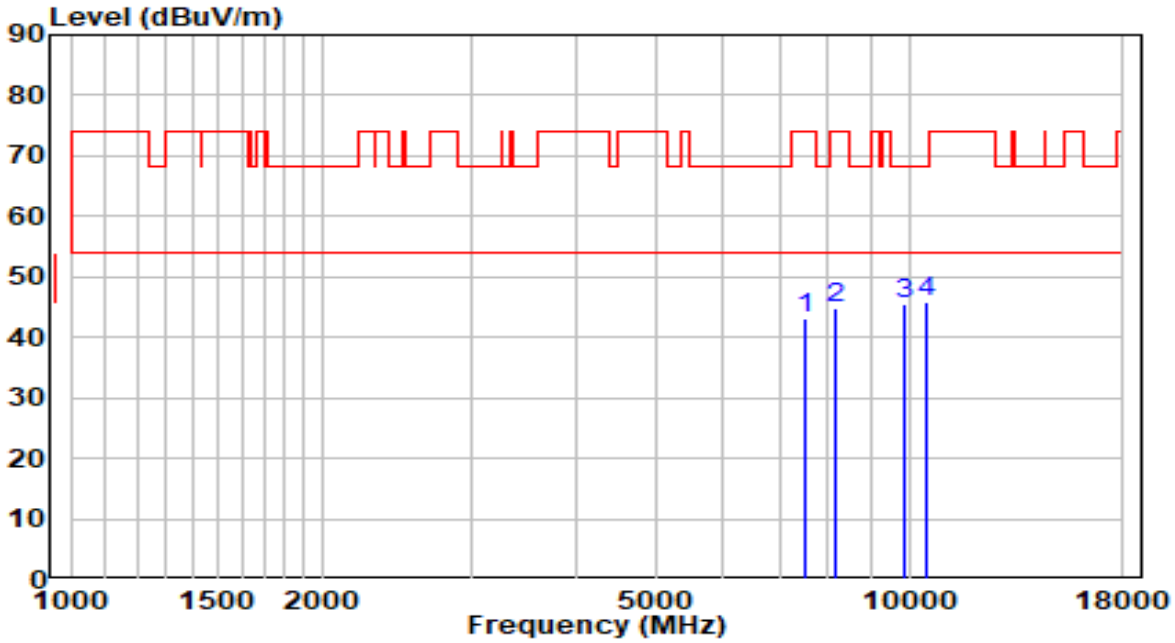

No		Frequency (MHz)	Reading (dBuV)	C.F (dB)	Measurement (dBuV/m)	Margin (dB)	Limit (dBuV/m)	Remark (QP/PK/AV)
1		7511.000	31.41	11.73	43.15	-30.85	74.00	Peak
2		8191.000	32.29	12.50	44.79	-29.21	74.00	Peak
3		9840.000	30.39	15.06	45.45	-22.75	68.20	Peak
4	*	10469.000	28.96	16.96	45.92	-22.28	68.20	Peak

Note:

1. " *", means this data is the worst emission level.
2. C.F (Correction Factor) = Antenna Factor (dB)+ Cable Loss (dB)- Preamplifier(dB).
3. Measurement(dBuV/m) = Reading(dBuV) + C.F (Correction Factor).
4.The emission levels of other frequencies are very lower than the limit and not show in test report.

EUT	AX5400 Wi-Fi 6 Router	Date of Test	2020-09-26
Factor	BBHA 9120D (1GHz~18GHz)_2020	Temp. / Humidity	23.4°C/42%
Polarity	Vertical	Site / Test Engineer	AC1 / Jay Chu
Test Mode	Transmit by 802.11ax-HE40 at Channel 5310MHz (CDD Mode)	Test Voltage	120V/60Hz

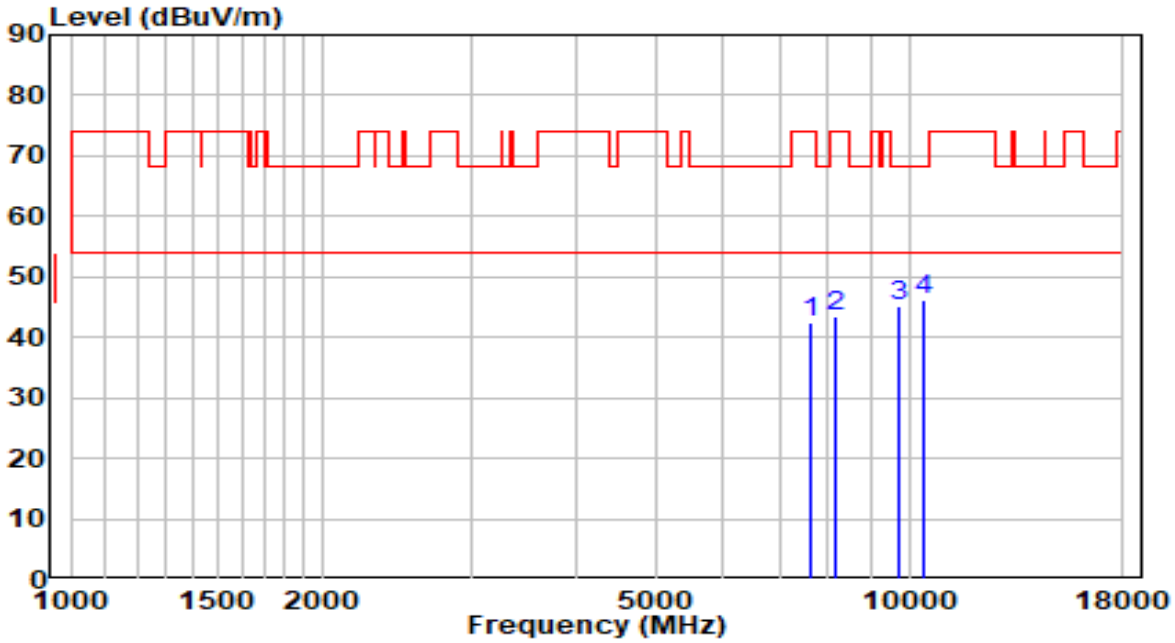

No		Frequency (MHz)	Reading (dBuV)	C.F (dB)	Measurement (dBuV/m)	Margin (dB)	Limit (dBuV/m)	Remark (QP/PK/AV)
1		7613.000	30.55	11.90	42.44	-31.56	74.00	Peak
2		8182.500	30.82	12.50	43.32	-30.68	74.00	Peak
3		9712.500	30.33	14.82	45.15	-23.05	68.20	Peak
4	*	10375.500	29.49	16.64	46.13	-22.07	68.20	Peak

Note:

1. " *", means this data is the worst emission level.
2. C.F (Correction Factor) = Antenna Factor (dB)+ Cable Loss (dB)- Preamplifier(dB).
3. Measurement(dBuV/m) = Reading(dBuV) + C.F (Correction Factor).
4.The emission levels of other frequencies are very lower than the limit and not show in test report.

EUT	AX5400 Wi-Fi 6 Router	Date of Test	2020-09-26
Factor	BBHA 9120D (1GHz~18GHz)_2020	Temp. / Humidity	23.4°C/42%
Polarity	Horizontal	Site / Test Engineer	AC1 / Jay Chu
Test Mode	Transmit by 802.11ax-HE40 at Channel 5510MHz (CDD Mode)	Test Voltage	120V/60Hz

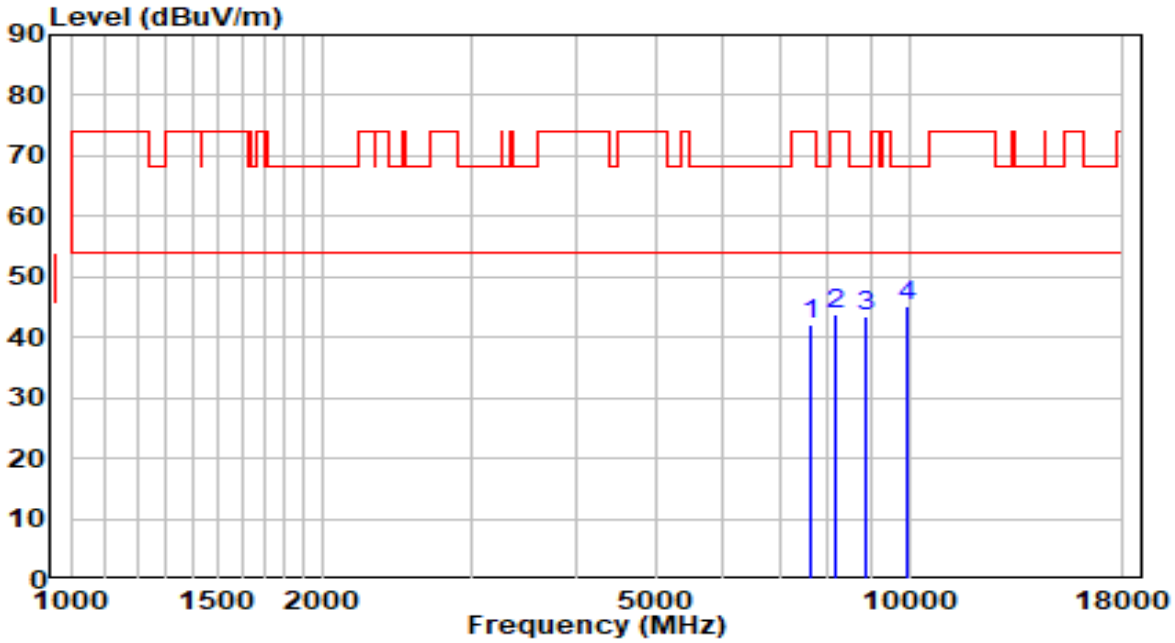

No		Frequency (MHz)	Reading (dBuV)	C.F (dB)	Measurement (dBuV/m)	Margin (dB)	Limit (dBuV/m)	Remark (QP/PK/AV)
1		7630.000	30.24	11.93	42.17	-31.83	74.00	Peak
2		8191.000	31.33	12.50	43.83	-30.17	74.00	Peak
3		8879.500	30.15	13.38	43.53	-24.67	68.20	Peak
4	*	9942.000	29.99	15.25	45.25	-22.95	68.20	Peak

Note:

1. " *", means this data is the worst emission level.
2. C.F (Correction Factor) = Antenna Factor (dB)+ Cable Loss (dB)- Preamplifier(dB).
3. Measurement(dBuV/m) = Reading(dBuV) + C.F (Correction Factor).
4.The emission levels of other frequencies are very lower than the limit and not show in test report.

EUT	AX5400 Wi-Fi 6 Router	Date of Test	2020-09-26
Factor	BBHA 9120D (1GHz~18GHz)_2020	Temp. / Humidity	23.4°C/42%
Polarity	Vertical	Site / Test Engineer	AC1 / Jay Chu
Test Mode	Transmit by 802.11ax-HE40 at Channel 5510MHz (CDD Mode)	Test Voltage	120V/60Hz

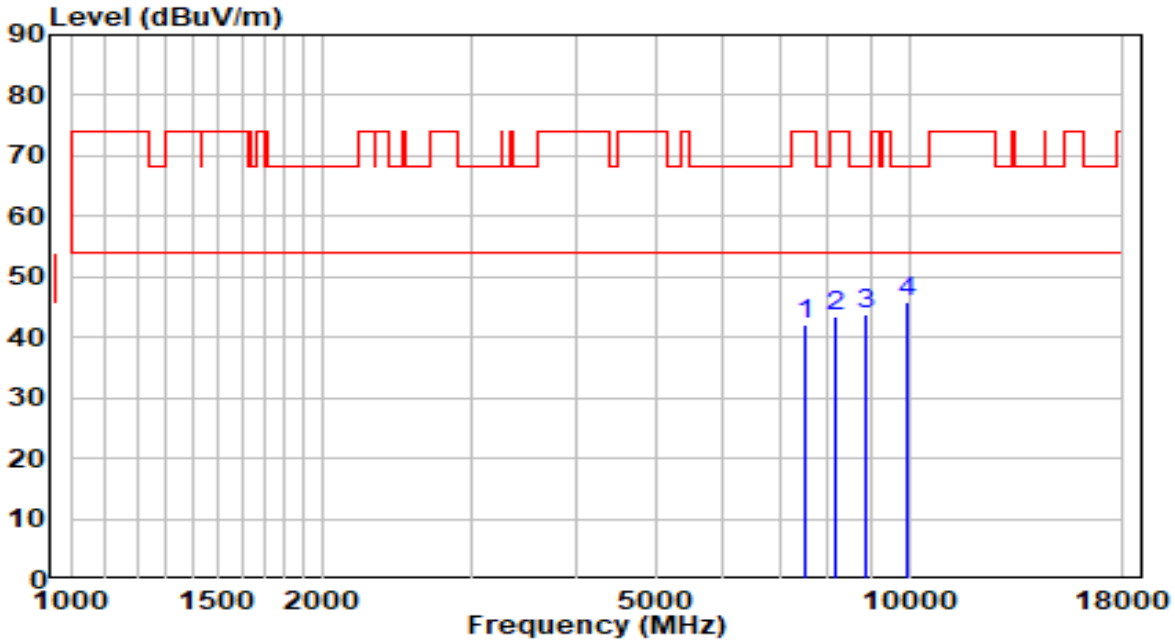

No		Frequency (MHz)	Reading (dBuV)	C.F (dB)	Measurement (dBuV/m)	Margin (dB)	Limit (dBuV/m)	Remark (QP/PK/AV)
1		7528.000	30.46	11.76	42.22	-31.78	74.00	Peak
2		8148.500	31.03	12.51	43.53	-30.47	74.00	Peak
3		8888.000	30.37	13.41	43.77	-24.43	68.20	Peak
4	*	9925.000	30.69	15.22	45.91	-22.29	68.20	Peak

Note:

1. " *", means this data is the worst emission level.
2. C.F (Correction Factor) = Antenna Factor (dB)+ Cable Loss (dB)- Preamplifier(dB).
3. Measurement(dBuV/m) = Reading(dBuV) + C.F (Correction Factor).
4.The emission levels of other frequencies are very lower than the limit and not show in test report.

EUT	AX5400 Wi-Fi 6 Router	Date of Test	2020-09-26
Factor	BBHA 9120D (1GHz~18GHz)_2020	Temp. / Humidity	23.4°C/42%
Polarity	Horizontal	Site / Test Engineer	AC1 / Jay Chu
Test Mode	Transmit by 802.11ax-HE40 at Channel 5550MHz (CDD Mode)	Test Voltage	120V/60Hz

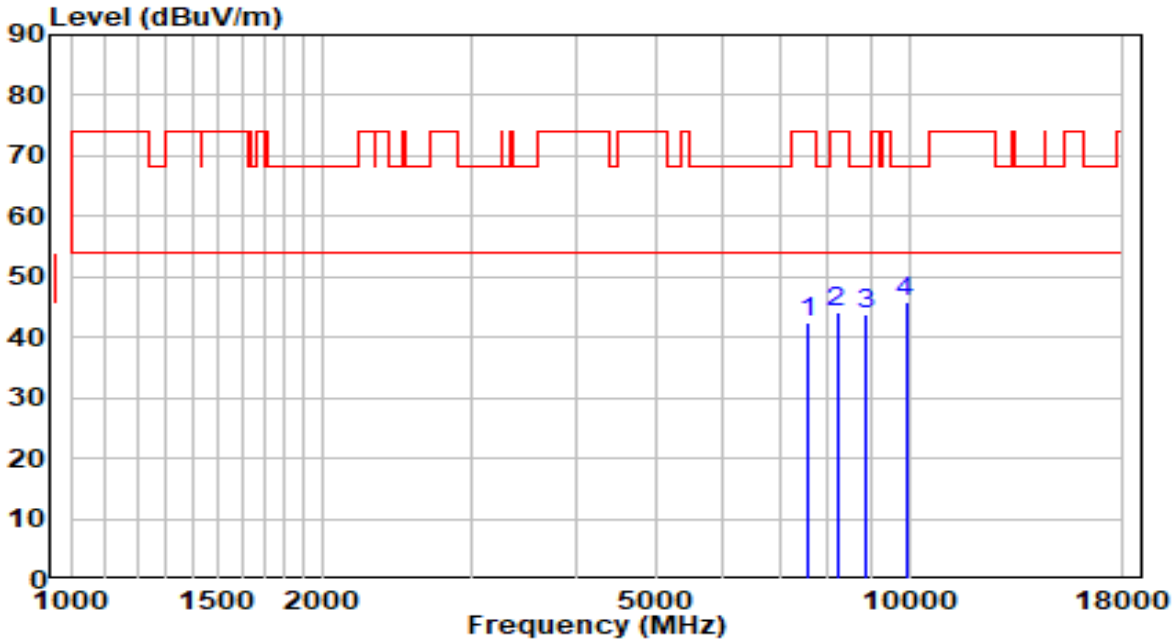

No		Frequency (MHz)	Reading (dBuV)	C.F (dB)	Measurement (dBuV/m)	Margin (dB)	Limit (dBuV/m)	Remark (QP/PK/AV)
1		7596.000	30.70	11.87	42.57	-31.43	74.00	Peak
2		8199.500	31.78	12.50	44.28	-29.72	74.00	Peak
3		8896.500	30.38	13.43	43.81	-24.39	68.20	Peak
4	*	9908.000	30.54	15.19	45.73	-22.47	68.20	Peak

Note:

1. " *", means this data is the worst emission level.
2. C.F (Correction Factor) = Antenna Factor (dB)+ Cable Loss (dB)- Preamplifier(dB).
3. Measurement(dBuV/m) = Reading(dBuV) + C.F (Correction Factor).
4.The emission levels of other frequencies are very lower than the limit and not show in test report.

EUT	AX5400 Wi-Fi 6 Router	Date of Test	2020-09-26
Factor	BBHA 9120D (1GHz~18GHz)_2020	Temp. / Humidity	23.4°C/42%
Polarity	Vertical	Site / Test Engineer	AC1 / Jay Chu
Test Mode	Transmit by 802.11ax-HE40 at Channel 5550MHz (CDD Mode)	Test Voltage	120V/60Hz

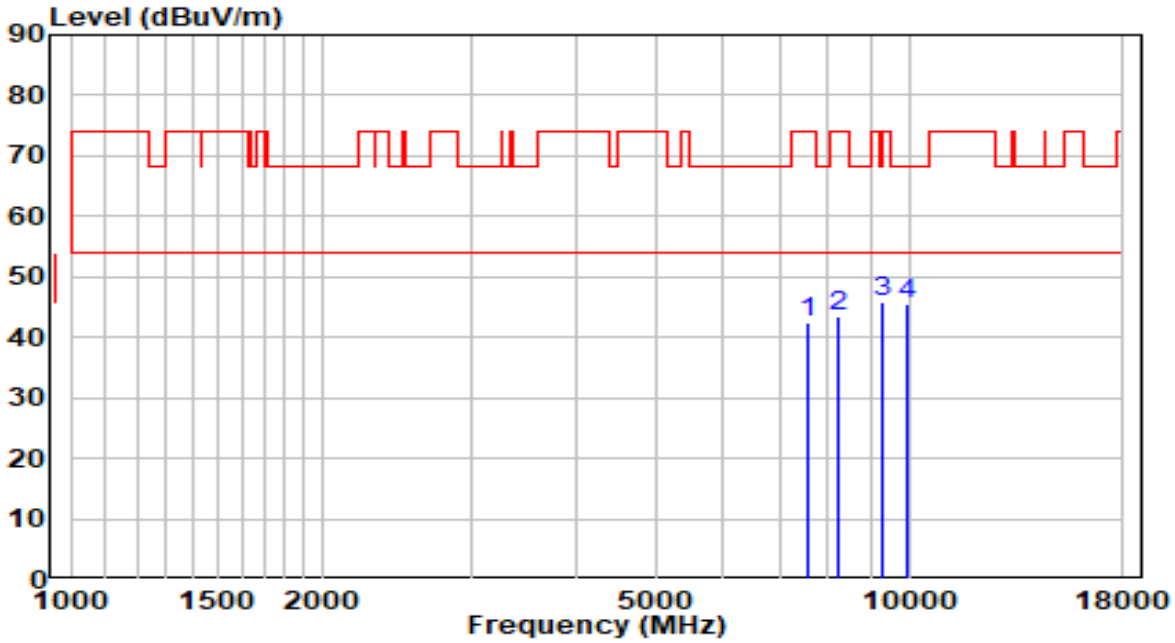

No		Frequency (MHz)	Reading (dBuV)	C.F (dB)	Measurement (dBuV/m)	Margin (dB)	Limit (dBuV/m)	Remark (QP/PK/AV)
1		7579.000	30.59	11.84	42.43	-31.57	74.00	Peak
2		8242.000	30.93	12.49	43.43	-30.57	74.00	Peak
3	*	9262.000	31.74	14.07	45.81	-22.39	68.20	Peak
4		9976.000	30.28	15.31	45.59	-22.61	68.20	Peak

Note:

1. " *", means this data is the worst emission level.
2. C.F (Correction Factor) = Antenna Factor (dB)+ Cable Loss (dB)- Preamplifier(dB).
3. Measurement(dBuV/m) = Reading(dBuV) + C.F (Correction Factor).
4.The emission levels of other frequencies are very lower than the limit and not show in test report.

EUT	AX5400 Wi-Fi 6 Router	Date of Test	2020-09-26
Factor	BBHA 9120D (1GHz~18GHz)_2020	Temp. / Humidity	23.4°C/42%
Polarity	Horizontal	Site / Test Engineer	AC1 / Jay Chu
Test Mode	Transmit by 802.11ax-HE40 at Channel 5670MHz (CDD Mode)	Test Voltage	120V/60Hz

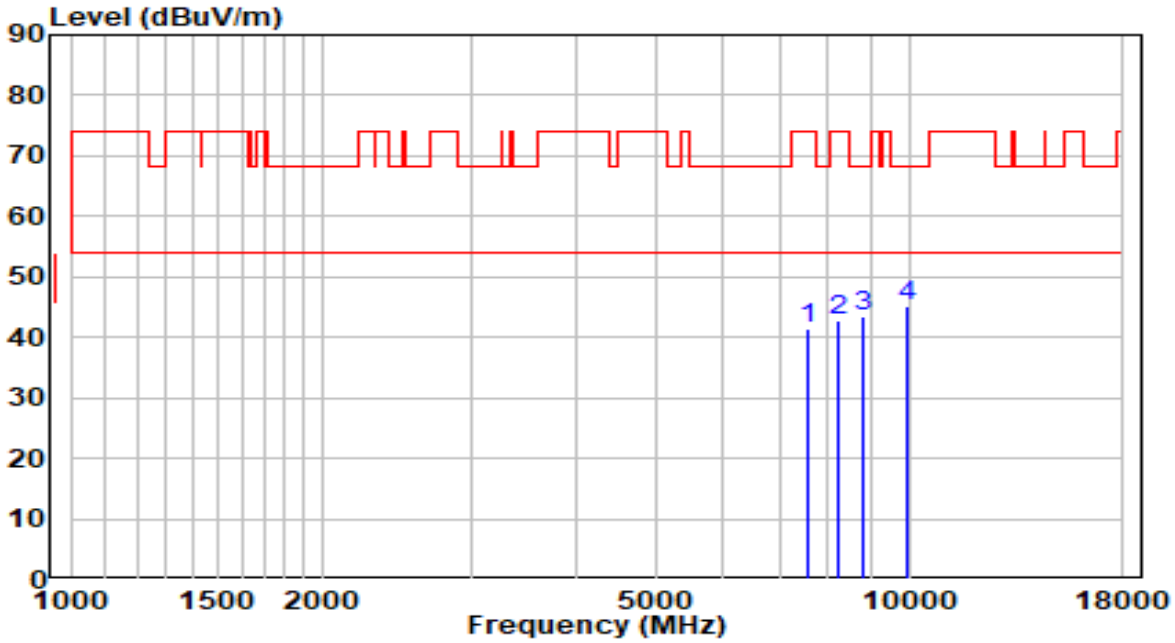

No		Frequency (MHz)	Reading (dBuV)	C.F (dB)	Measurement (dBuV/m)	Margin (dB)	Limit (dBuV/m)	Remark (QP/PK/AV)
1		7570.500	29.68	11.83	41.51	-32.49	74.00	Peak
2		8225.000	30.29	12.50	42.79	-31.21	74.00	Peak
3		8820.000	30.27	13.24	43.51	-24.69	68.20	Peak
4	*	9925.000	30.04	15.22	45.26	-22.94	68.20	Peak

Note:

1. " *", means this data is the worst emission level.
2. C.F (Correction Factor) = Antenna Factor (dB)+ Cable Loss (dB)- Preamplifier(dB).
3. Measurement(dBuV/m) = Reading(dBuV) + C.F (Correction Factor).
4.The emission levels of other frequencies are very lower than the limit and not show in test report.

EUT	AX5400 Wi-Fi 6 Router	Date of Test	2020-09-26
Factor	BBHA 9120D (1GHz~18GHz)_2020	Temp. / Humidity	23.4°C/42%
Polarity	Vertical	Site / Test Engineer	AC1 / Jay Chu
Test Mode	Transmit by 802.11ax-HE40 at Channel 5670MHz (CDD Mode)	Test Voltage	120V/60Hz

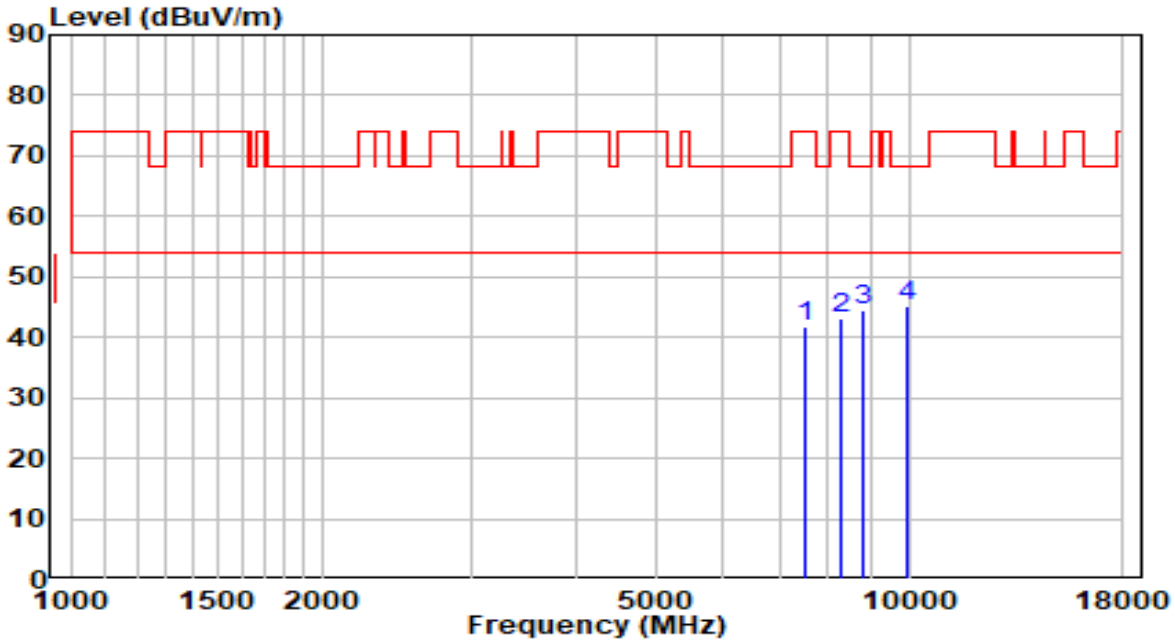

No		Frequency (MHz)	Reading (dBuV)	C.F (dB)	Measurement (dBuV/m)	Margin (dB)	Limit (dBuV/m)	Remark (QP/PK/AV)
1		7502.500	30.15	11.72	41.87	-32.14	74.00	Peak
2		8284.500	30.57	12.49	43.05	-30.95	74.00	Peak
3		8820.000	31.27	13.24	44.51	-23.69	68.20	Peak
4	*	9976.000	29.96	15.31	45.27	-22.93	68.20	Peak

Note:

1. " *", means this data is the worst emission level.
2. C.F (Correction Factor) = Antenna Factor (dB)+ Cable Loss (dB)- Preamplifier(dB).
3. Measurement(dBuV/m) = Reading(dBuV) + C.F (Correction Factor).
4.The emission levels of other frequencies are very lower than the limit and not show in test report.

EUT	AX5400 Wi-Fi 6 Router	Date of Test	2020-09-26
Factor	BBHA 9120D (1GHz~18GHz)_2020	Temp. / Humidity	23.4°C/42%
Polarity	Horizontal	Site / Test Engineer	AC1 / Jay Chu
Test Mode	Transmit by 802.11ax-HE40 at Channel 5710MHz (CDD Mode)	Test Voltage	120V/60Hz

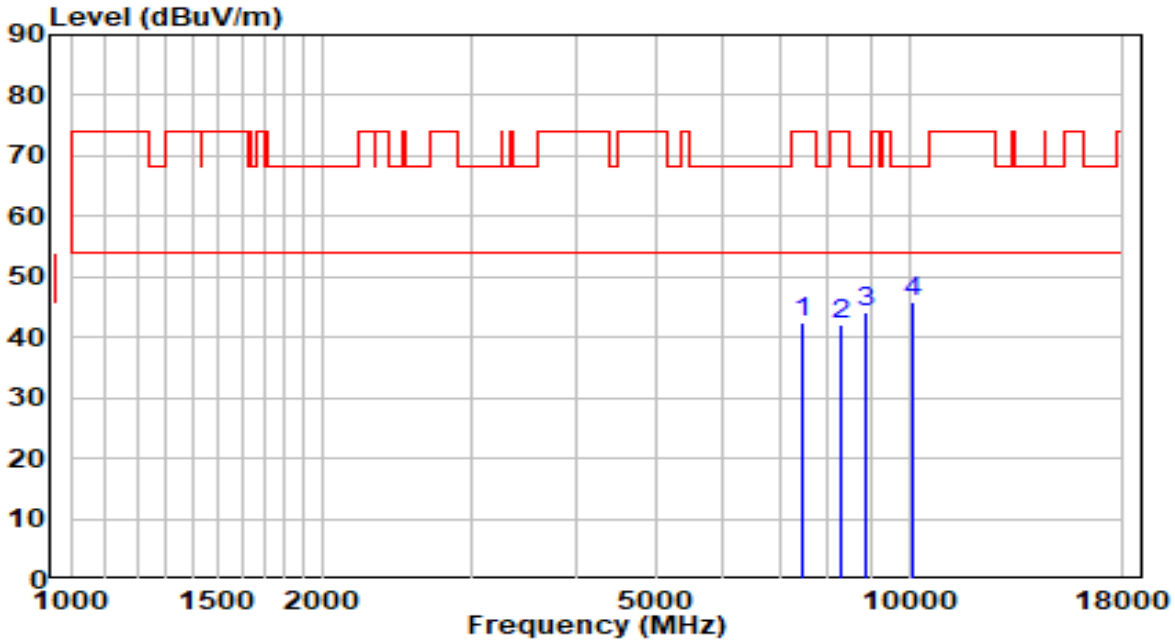

No		Frequency (MHz)	Reading (dBuV)	C.F (dB)	Measurement (dBuV/m)	Margin (dB)	Limit (dBuV/m)	Remark (QP/PK/AV)
1		7451.500	30.98	11.58	42.56	-31.44	74.00	Peak
2		8267.500	29.78	12.49	42.27	-31.73	74.00	Peak
3		8896.500	30.87	13.43	44.30	-23.90	68.20	Peak
4	*	10120.500	30.10	15.77	45.87	-22.33	68.20	Peak

Note:

1. " *", means this data is the worst emission level.
2. C.F (Correction Factor) = Antenna Factor (dB)+ Cable Loss (dB)- Preamplifier(dB).
3. Measurement(dBuV/m) = Reading(dBuV) + C.F (Correction Factor).
4.The emission levels of other frequencies are very lower than the limit and not show in test report.

EUT	AX5400 Wi-Fi 6 Router	Date of Test	2020-09-26
Factor	BBHA 9120D (1GHz~18GHz)_2020	Temp. / Humidity	23.4°C/42%
Polarity	Vertical	Site / Test Engineer	AC1 / Jay Chu
Test Mode	Transmit by 802.11ax-HE40 at Channel 5710MHz (CDD Mode)	Test Voltage	120V/60Hz

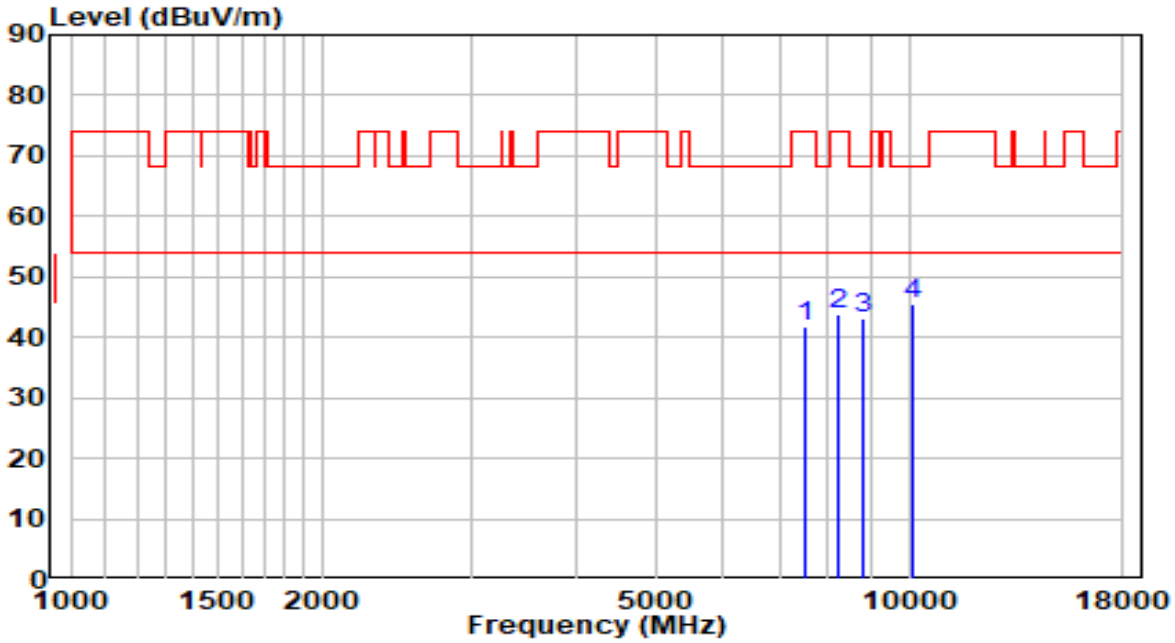

No		Frequency (MHz)	Reading (dBuV)	C.F (dB)	Measurement (dBuV/m)	Margin (dB)	Limit (dBuV/m)	Remark (QP/PK/AV)
1		7494.000	30.19	11.70	41.89	-32.11	74.00	Peak
2		8242.000	31.32	12.49	43.81	-30.19	74.00	Peak
3		8820.000	29.79	13.24	43.03	-25.17	68.20	Peak
4	*	10103.500	29.94	15.71	45.65	-22.55	68.20	Peak

Note:

1. " *", means this data is the worst emission level.
2. C.F (Correction Factor) = Antenna Factor (dB)+ Cable Loss (dB)- Preamplifier(dB).
3. Measurement(dBuV/m) = Reading(dBuV) + C.F (Correction Factor).
4.The emission levels of other frequencies are very lower than the limit and not show in test report.

EUT	AX5400 Wi-Fi 6 Router	Date of Test	2020-09-26
Factor	BBHA 9120D (1GHz~18GHz)_2020	Temp. / Humidity	23.4°C/42%
Polarity	Horizontal	Site / Test Engineer	AC1 / Jay Chu
Test Mode	Transmit by 802.11ax-HE40 at Channel 5755MHz (CDD Mode)	Test Voltage	120V/60Hz

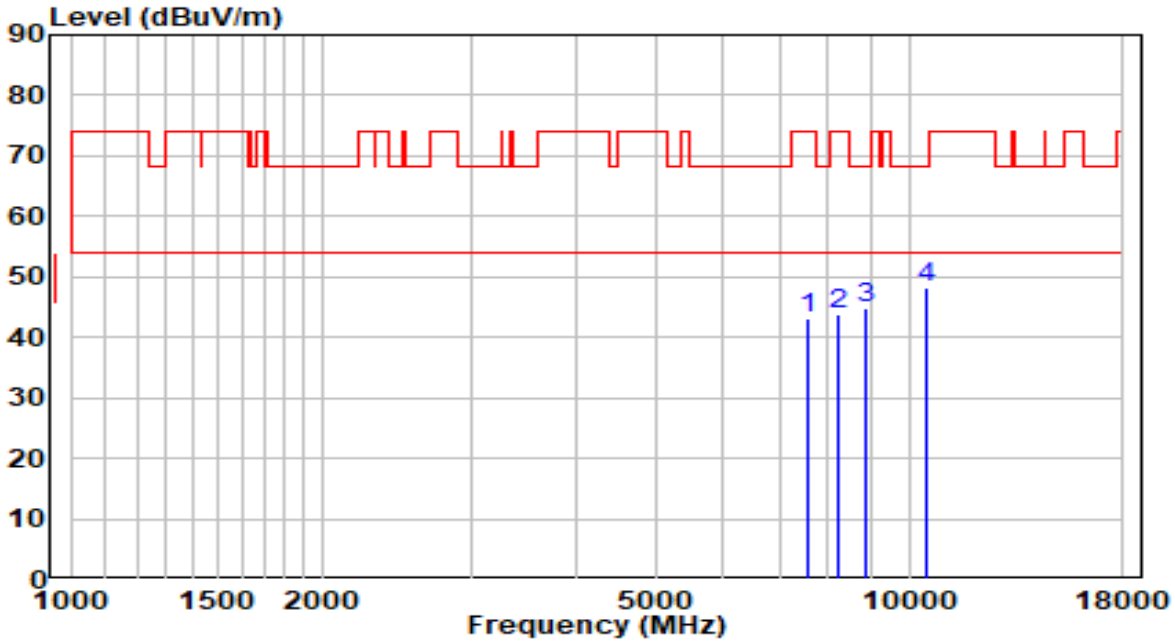

No		Frequency (MHz)	Reading (dBuV)	C.F (dB)	Measurement (dBuV/m)	Margin (dB)	Limit (dBuV/m)	Remark (QP/PK/AV)
1		7570.500	31.17	11.83	43.00	-31.00	74.00	Peak
2		8242.000	31.40	12.49	43.89	-30.11	74.00	Peak
3		8888.000	31.50	13.41	44.90	-23.30	68.20	Peak
4	*	10503.000	31.24	17.07	48.32	-19.88	68.20	Peak

Note:

1. " *", means this data is the worst emission level.
2. C.F (Correction Factor) = Antenna Factor (dB)+ Cable Loss (dB)- Preamplifier(dB).
3. Measurement(dBuV/m) = Reading(dBuV) + C.F (Correction Factor).
4.The emission levels of other frequencies are very lower than the limit and not show in test report.

EUT	AX5400 Wi-Fi 6 Router	Date of Test	2020-09-26
Factor	BBHA 9120D (1GHz~18GHz)_2020	Temp. / Humidity	23.4°C/42%
Polarity	Vertical	Site / Test Engineer	AC1 / Jay Chu
Test Mode	Transmit by 802.11ax-HE40 at Channel 5755MHz (CDD Mode)	Test Voltage	120V/60Hz

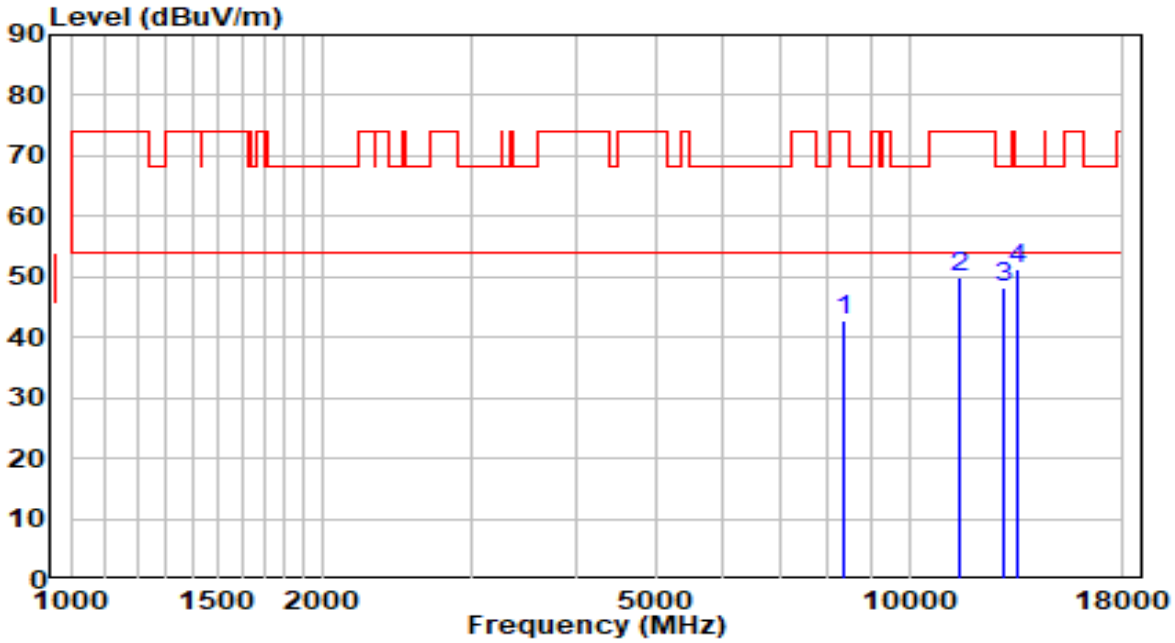

No		Frequency (MHz)	Reading (dBuV)	C.F (dB)	Measurement (dBuV/m)	Margin (dB)	Limit (dBuV/m)	Remark (QP/PK/AV)
1		8335.500	30.30	12.48	42.78	-31.22	74.00	Peak
2		11506.000	31.34	18.44	49.78	-24.22	74.00	Peak
3		12942.500	29.03	19.13	48.16	-20.04	68.20	Peak
4	*	13478.000	30.81	20.50	51.31	-16.89	68.20	Peak

Note:

1. " *", means this data is the worst emission level.
2. C.F (Correction Factor) = Antenna Factor (dB)+ Cable Loss (dB)- Preamplifier(dB).
3. Measurement(dBuV/m) = Reading(dBuV) + C.F (Correction Factor).
4.The emission levels of other frequencies are very lower than the limit and not show in test report.

EUT	AX5400 Wi-Fi 6 Router	Date of Test	2020-09-26
Factor	BBHA 9120D (1GHz~18GHz)_2020	Temp. / Humidity	23.4°C/42%
Polarity	Horizontal	Site / Test Engineer	AC1 / Jay Chu
Test Mode	Transmit by 802.11ax-HE40 at Channel 5795MHz (CDD Mode)	Test Voltage	120V/60Hz

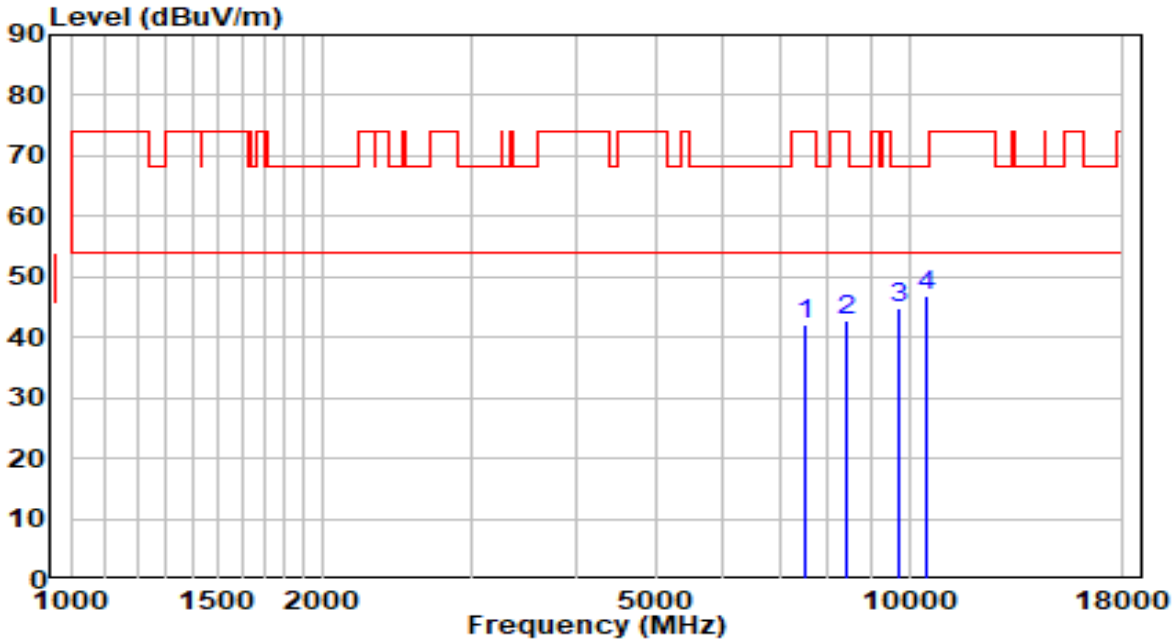

No		Frequency (MHz)	Reading (dBuV)	C.F (dB)	Measurement (dBuV/m)	Margin (dB)	Limit (dBuV/m)	Remark (QP/PK/AV)
1		7494.000	30.52	11.70	42.22	-31.78	74.00	Peak
2		8420.500	30.30	12.47	42.76	-31.24	74.00	Peak
3		9712.500	29.93	14.82	44.75	-23.45	68.20	Peak
4	*	10494.500	29.74	17.05	46.79	-21.41	68.20	Peak

Note:

1. " *", means this data is the worst emission level.
2. C.F (Correction Factor) = Antenna Factor (dB)+ Cable Loss (dB)- Preamplifier(dB).
3. Measurement(dBuV/m) = Reading(dBuV) + C.F (Correction Factor).
4.The emission levels of other frequencies are very lower than the limit and not show in test report.

EUT	AX5400 Wi-Fi 6 Router	Date of Test	2020-09-26
Factor	BBHA 9120D (1GHz~18GHz)_2020	Temp. / Humidity	23.4°C/42%
Polarity	Vertical	Site / Test Engineer	AC1 / Jay Chu
Test Mode	Transmit by 802.11ax-HE40 at Channel 5795MHz (CDD Mode)	Test Voltage	120V/60Hz

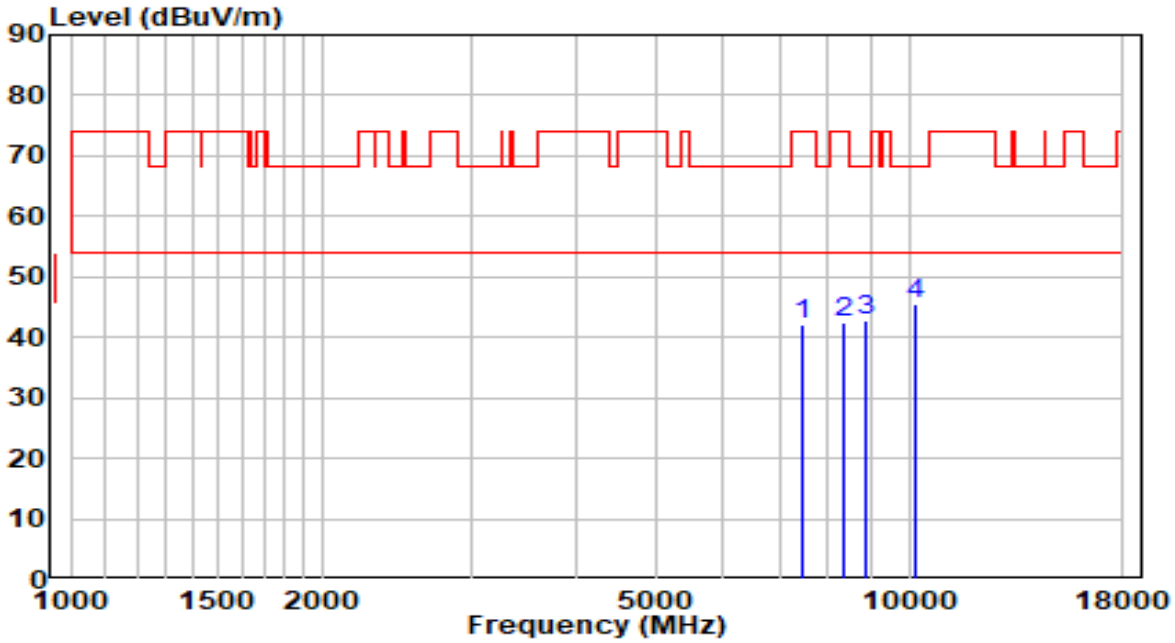

No		Frequency (MHz)	Reading (dBuV)	C.F (dB)	Measurement (dBuV/m)	Margin (dB)	Limit (dBuV/m)	Remark (QP/PK/AV)
1		7460.000	30.66	11.60	42.26	-31.74	74.00	Peak
2		8352.500	30.05	12.48	42.53	-31.47	74.00	Peak
3		8879.500	29.57	13.38	42.96	-25.24	68.20	Peak
4	*	10188.500	29.60	16.00	45.61	-22.59	68.20	Peak

Note:

1. " *", means this data is the worst emission level.
2. C.F (Correction Factor) = Antenna Factor (dB)+ Cable Loss (dB)- Preamplifier(dB).
3. Measurement(dBuV/m) = Reading(dBuV) + C.F (Correction Factor).
4.The emission levels of other frequencies are very lower than the limit and not show in test report.

EUT	AX5400 Wi-Fi 6 Router	Date of Test	2020-09-26
Factor	BBHA 9120D (1GHz~18GHz)_2020	Temp. / Humidity	23.4°C/42%
Polarity	Horizontal	Site / Test Engineer	AC1 / Jay Chu
Test Mode	Transmit by 802.11ax-HE80 at Channel 5210MHz (CDD Mode)	Test Voltage	120V/60Hz

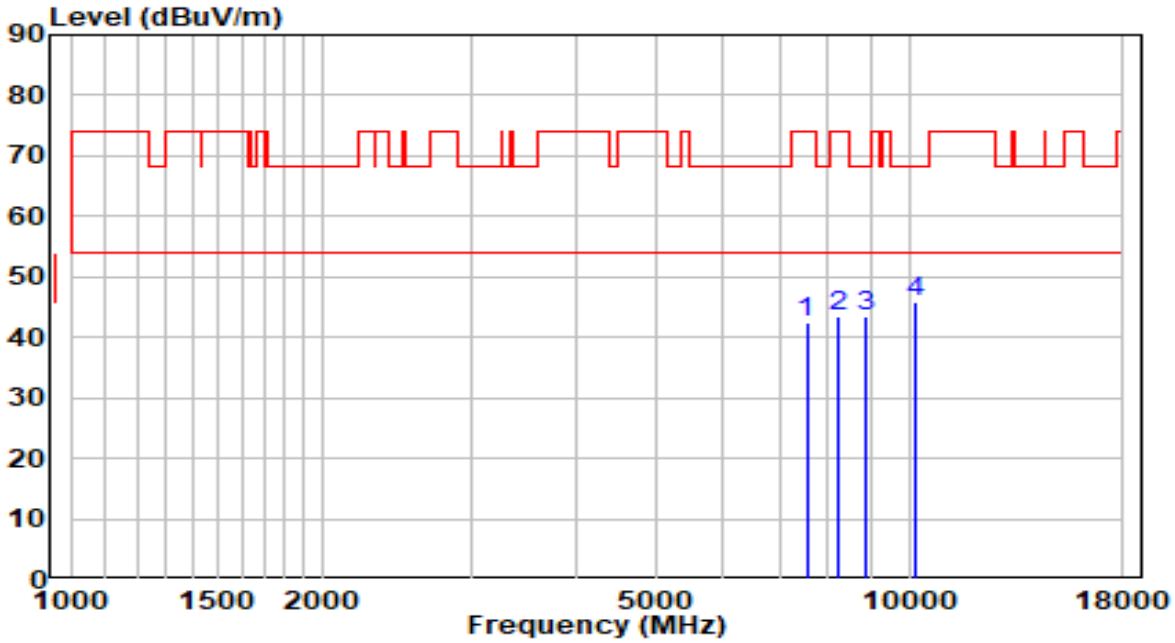

No		Frequency (MHz)	Reading (dBuV)	C.F (dB)	Measurement (dBuV/m)	Margin (dB)	Limit (dBuV/m)	Remark (QP/PK/AV)
1		7545.000	30.72	11.79	42.51	-31.49	74.00	Peak
2		8216.500	31.11	12.50	43.61	-30.39	74.00	Peak
3		8862.500	30.11	13.34	43.45	-24.75	68.20	Peak
4	*	10163.000	29.83	15.92	45.74	-22.46	68.20	Peak

Note:

1. " *", means this data is the worst emission level.
2. C.F (Correction Factor) = Antenna Factor (dB)+ Cable Loss (dB)- Preamplifier(dB).
3. Measurement(dBuV/m) = Reading(dBuV) + C.F (Correction Factor).
4.The emission levels of other frequencies are very lower than the limit and not show in test report.

EUT	AX5400 Wi-Fi 6 Router	Date of Test	2020-09-26
Factor	BBHA 9120D (1GHz~18GHz)_2020	Temp. / Humidity	23.4°C/42%
Polarity	Vertical	Site / Test Engineer	AC1 / Jay Chu
Test Mode	Transmit by 802.11ax-HE80 at Channel 5210MHz (CDD Mode)	Test Voltage	120V/60Hz

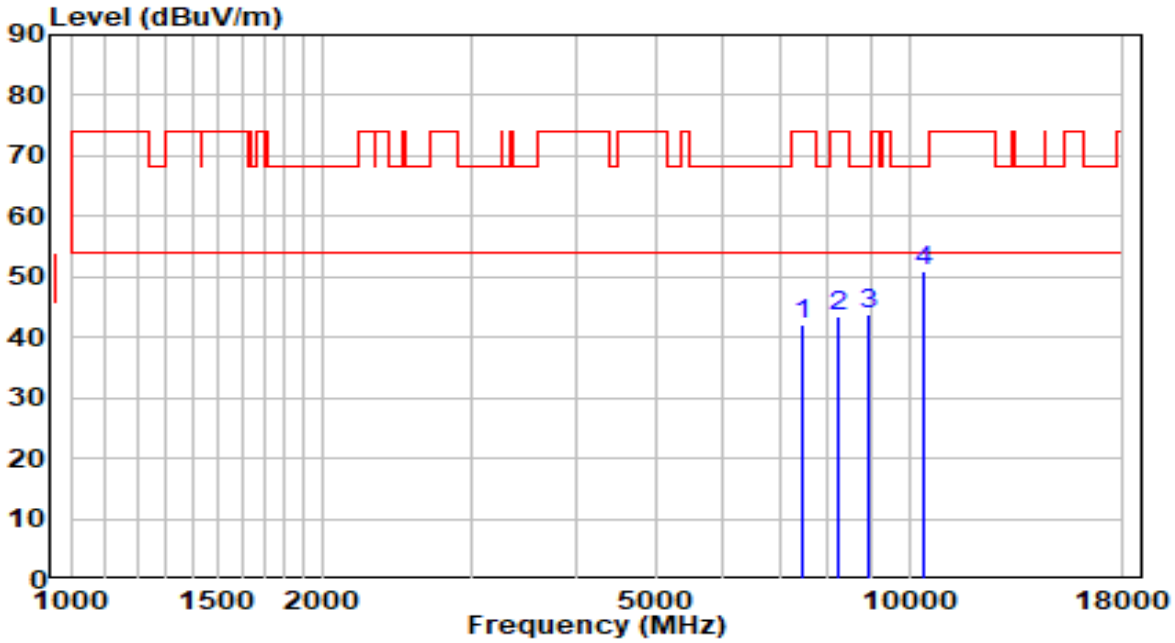

No		Frequency (MHz)	Reading (dBuV)	C.F (dB)	Measurement (dBuV/m)	Margin (dB)	Limit (dBuV/m)	Remark (QP/PK/AV)
1		7485.500	30.60	11.67	42.27	-31.73	74.00	Peak
2		8242.000	30.82	12.49	43.32	-30.68	74.00	Peak
3		8913.500	30.37	13.47	43.84	-24.36	68.20	Peak
4	*	10435.000	34.11	16.85	50.95	-17.25	68.20	Peak

Note:

1. " *", means this data is the worst emission level.
2. C.F (Correction Factor) = Antenna Factor (dB)+ Cable Loss (dB)- Preamplifier(dB).
3. Measurement(dBuV/m) = Reading(dBuV) + C.F (Correction Factor).
4.The emission levels of other frequencies are very lower than the limit and not show in test report.

EUT	AX5400 Wi-Fi 6 Router	Date of Test	2020-09-26
Factor	BBHA 9120D (1GHz~18GHz)_2020	Temp. / Humidity	23.4°C/42%
Polarity	Horizontal	Site / Test Engineer	AC1 / Jay Chu
Test Mode	Transmit by 802.11ax-HE80 at Channel 5290MHz (CDD Mode)	Test Voltage	120V/60Hz

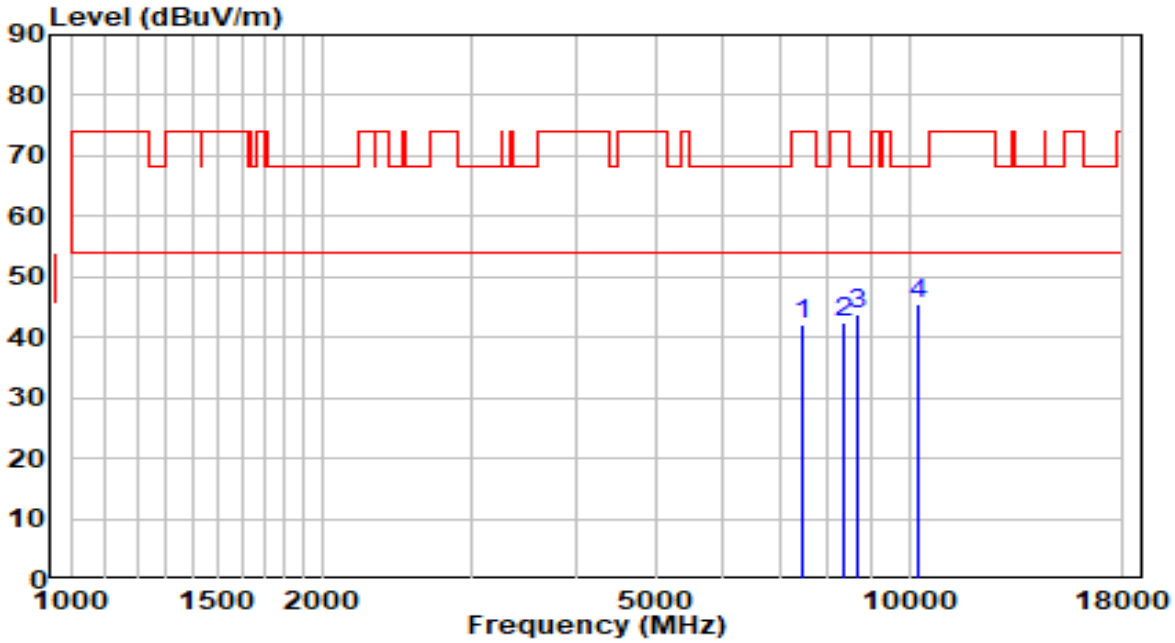

No		Frequency (MHz)	Reading (dBuV)	C.F (dB)	Measurement (dBuV/m)	Margin (dB)	Limit (dBuV/m)	Remark (QP/PK/AV)
1		7468.500	30.38	11.63	42.01	-31.99	74.00	Peak
2		8327.000	30.09	12.48	42.57	-31.43	74.00	Peak
3		8701.000	30.73	12.95	43.68	-24.52	68.20	Peak
4	*	10231.000	29.48	16.15	45.63	-22.57	68.20	Peak

Note:

1. " *", means this data is the worst emission level.
2. C.F (Correction Factor) = Antenna Factor (dB)+ Cable Loss (dB)- Preamplifier(dB).
3. Measurement(dBuV/m) = Reading(dBuV) + C.F (Correction Factor).
4.The emission levels of other frequencies are very lower than the limit and not show in test report.

EUT	AX5400 Wi-Fi 6 Router	Date of Test	2020-09-26
Factor	BBHA 9120D (1GHz~18GHz)_2020	Temp. / Humidity	23.4°C/42%
Polarity	Vertical	Site / Test Engineer	AC1 / Jay Chu
Test Mode	Transmit by 802.11ax-HE80 at Channel 5290MHz (CDD Mode)	Test Voltage	120V/60Hz

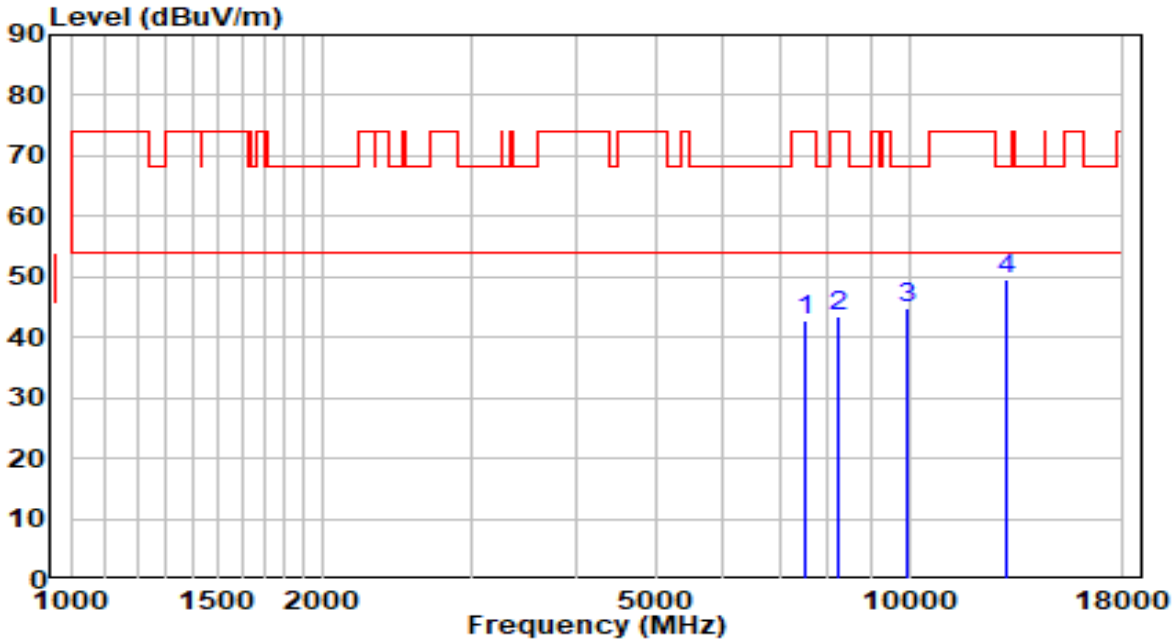

No		Frequency (MHz)	Reading (dBuV)	C.F (dB)	Measurement (dBuV/m)	Margin (dB)	Limit (dBuV/m)	Remark (QP/PK/AV)
1		7536.500	30.93	11.77	42.70	-31.30	74.00	Peak
2		8233.500	30.95	12.49	43.44	-30.56	74.00	Peak
3		9925.000	29.78	15.22	45.00	-23.20	68.20	Peak
4	*	13019.000	30.22	19.34	49.55	-18.65	68.20	Peak

Note:

1. " *", means this data is the worst emission level.
2. C.F (Correction Factor) = Antenna Factor (dB)+ Cable Loss (dB)- Preamplifier(dB).
3. Measurement(dBuV/m) = Reading(dBuV) + C.F (Correction Factor).
4.The emission levels of other frequencies are very lower than the limit and not show in test report.

EUT	AX5400 Wi-Fi 6 Router	Date of Test	2020-09-26
Factor	BBHA 9120D (1GHz~18GHz)_2020	Temp. / Humidity	23.4°C/42%
Polarity	Horizontal	Site / Test Engineer	AC1 / Jay Chu
Test Mode	Transmit by 802.11ax-HE80 at Channel 5530MHz (CDD Mode)	Test Voltage	120V/60Hz

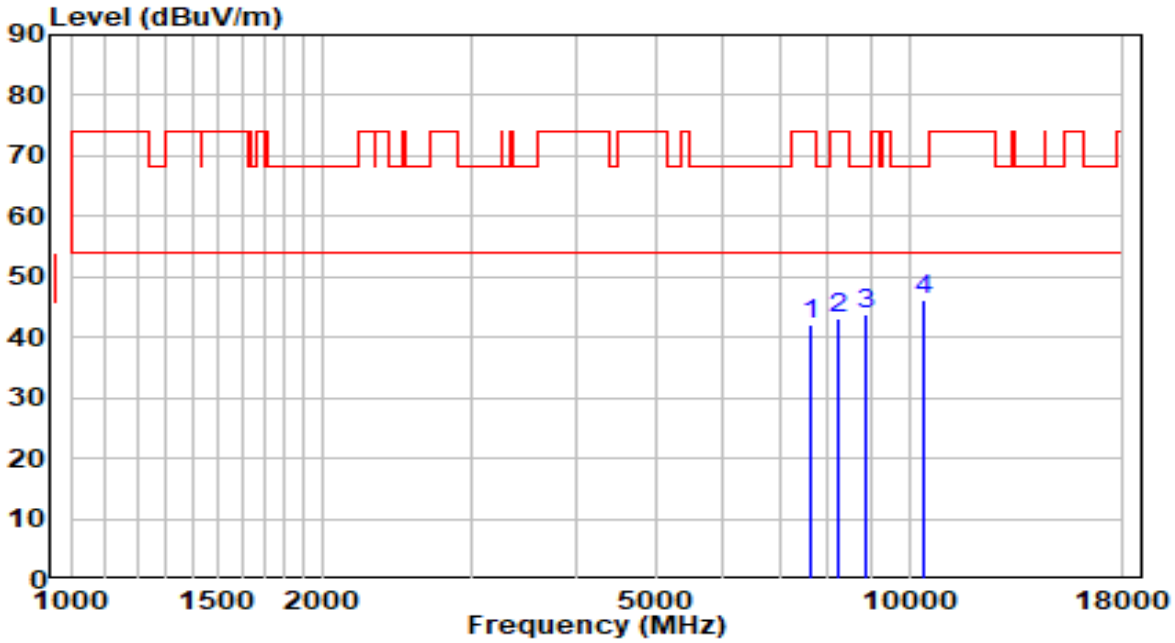

No		Frequency (MHz)	Reading (dBuV)	C.F (dB)	Measurement (dBuV/m)	Margin (dB)	Limit (dBuV/m)	Remark (QP/PK/AV)
1		7621.500	30.13	11.91	42.04	-31.96	74.00	Peak
2		8242.000	30.69	12.49	43.19	-30.81	74.00	Peak
3		8871.000	30.40	13.36	43.77	-24.43	68.20	Peak
4	*	10375.500	29.55	16.64	46.20	-22.00	68.20	Peak

Note:

1. " *", means this data is the worst emission level.
2. C.F (Correction Factor) = Antenna Factor (dB)+ Cable Loss (dB)- Preamplifier(dB).
3. Measurement(dBuV/m) = Reading(dBuV) + C.F (Correction Factor).
4.The emission levels of other frequencies are very lower than the limit and not show in test report.

EUT	AX5400 Wi-Fi 6 Router	Date of Test	2020-09-26
Factor	BBHA 9120D (1GHz~18GHz)_2020	Temp. / Humidity	23.4°C/42%
Polarity	Vertical	Site / Test Engineer	AC1 / Jay Chu
Test Mode	Transmit by 802.11ax-HE80 at Channel 5530MHz (CDD Mode)	Test Voltage	120V/60Hz

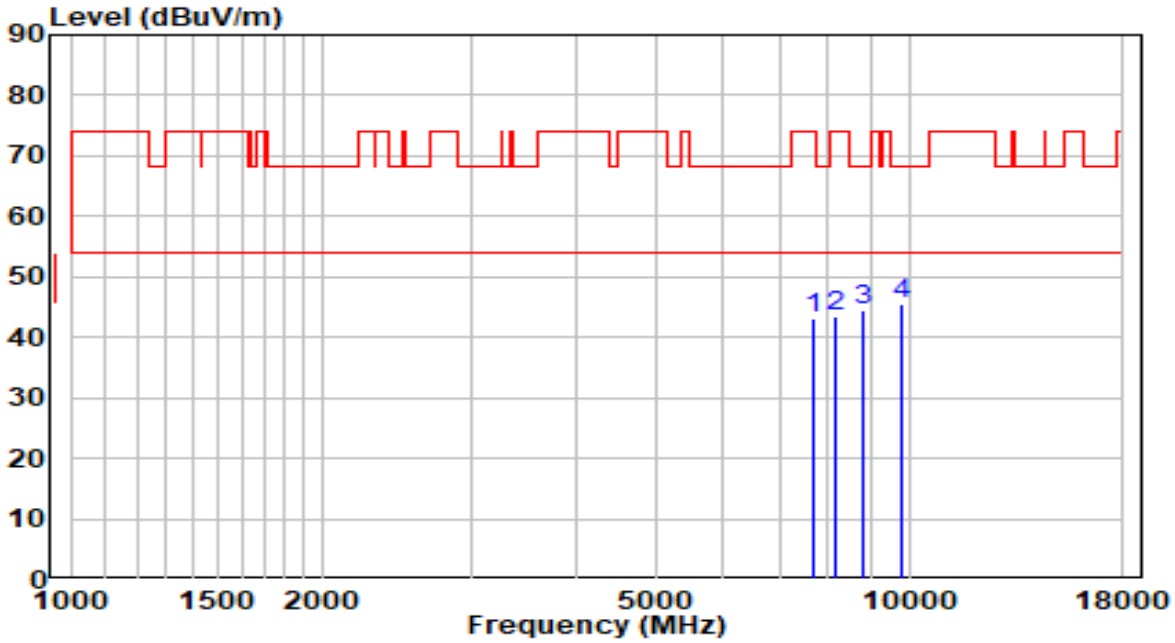

No		Frequency (MHz)	Reading (dBuV)	C.F (dB)	Measurement (dBuV/m)	Margin (dB)	Limit (dBuV/m)	Remark (QP/PK/AV)
1		7681.000	31.14	12.01	43.15	-30.85	74.00	Peak
2		8174.000	31.12	12.50	43.62	-30.38	74.00	Peak
3		8811.500	31.36	13.22	44.58	-23.62	68.20	Peak
4	*	9763.500	30.56	14.92	45.48	-22.72	68.20	Peak

Note:

1. " *", means this data is the worst emission level.
2. C.F (Correction Factor) = Antenna Factor (dB)+ Cable Loss (dB)- Preamplifier(dB).
3. Measurement(dBuV/m) = Reading(dBuV) + C.F (Correction Factor).
4.The emission levels of other frequencies are very lower than the limit and not show in test report.

EUT	AX5400 Wi-Fi 6 Router	Date of Test	2020-09-26
Factor	BBHA 9120D (1GHz~18GHz)_2020	Temp. / Humidity	23.4°C/42%
Polarity	Horizontal	Site / Test Engineer	AC1 / Jay Chu
Test Mode	Transmit by 802.11ax-HE80 at Channel 5610MHz (CDD Mode)	Test Voltage	120V/60Hz

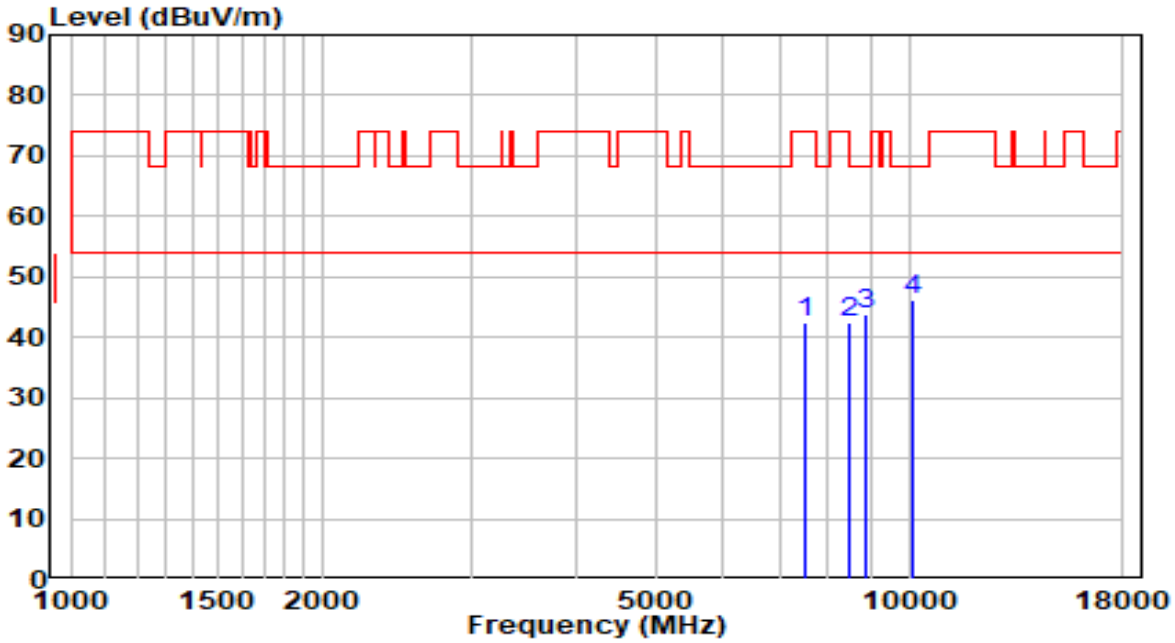

No		Frequency (MHz)	Reading (dBuV)	C.F (dB)	Measurement (dBuV/m)	Margin (dB)	Limit (dBuV/m)	Remark (QP/PK/AV)
1		7494.000	30.63	11.70	42.32	-31.68	74.00	Peak
2		8454.500	29.90	12.46	42.36	-31.64	74.00	Peak
3		8896.500	30.37	13.43	43.80	-24.40	68.20	Peak
4	*	10120.500	30.36	15.77	46.13	-22.07	68.20	Peak

Note:

1. " *", means this data is the worst emission level.
2. C.F (Correction Factor) = Antenna Factor (dB)+ Cable Loss (dB)- Preamplifier(dB).
3. Measurement(dBuV/m) = Reading(dBuV) + C.F (Correction Factor).
4.The emission levels of other frequencies are very lower than the limit and not show in test report.

EUT	AX5400 Wi-Fi 6 Router	Date of Test	2020-09-26
Factor	BBHA 9120D (1GHz~18GHz)_2020	Temp. / Humidity	23.4°C/42%
Polarity	Vertical	Site / Test Engineer	AC1 / Jay Chu
Test Mode	Transmit by 802.11ax-HE80 at Channel 5610MHz (CDD Mode)	Test Voltage	120V/60Hz

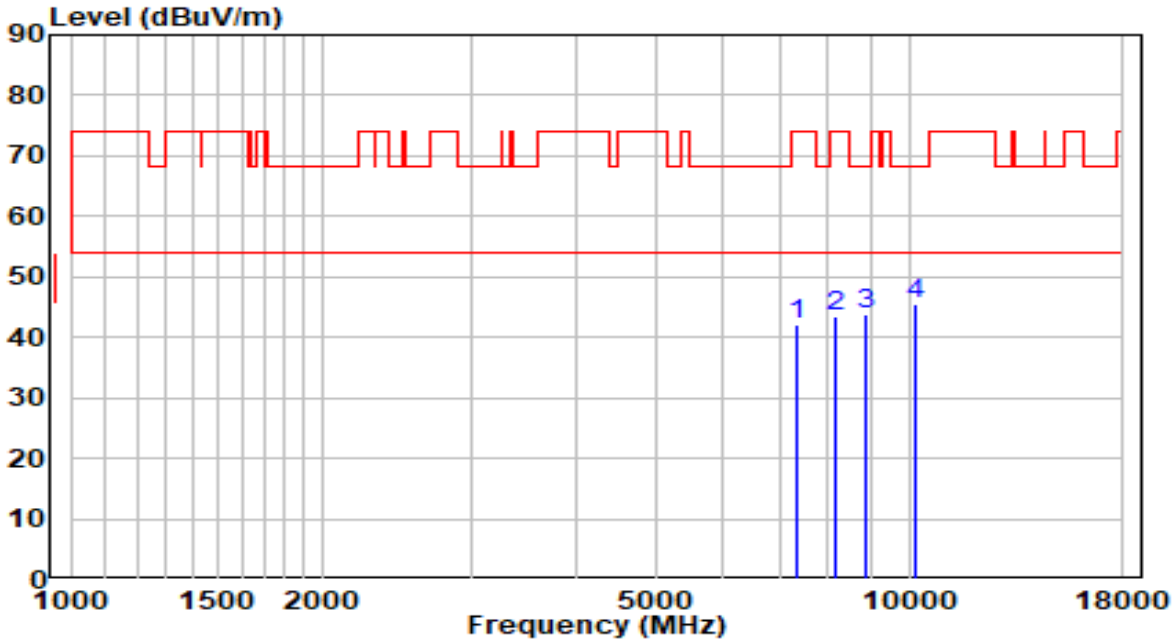

No		Frequency (MHz)	Reading (dBuV)	C.F (dB)	Measurement (dBuV/m)	Margin (dB)	Limit (dBuV/m)	Remark (QP/PK/AV)
1		7366.500	30.81	11.34	42.15	-31.85	74.00	Peak
2		8182.500	31.01	12.50	43.51	-30.49	74.00	Peak
3		8888.000	30.35	13.41	43.75	-24.45	68.20	Peak
4	*	10188.500	29.54	16.00	45.55	-22.65	68.20	Peak

Note:

1. " *", means this data is the worst emission level.
2. C.F (Correction Factor) = Antenna Factor (dB)+ Cable Loss (dB)- Preamplifier(dB).
3. Measurement(dBuV/m) = Reading(dBuV) + C.F (Correction Factor).
4.The emission levels of other frequencies are very lower than the limit and not show in test report.

EUT	AX5400 Wi-Fi 6 Router	Date of Test	2020-09-26
Factor	BBHA 9120D (1GHz~18GHz)_2020	Temp. / Humidity	23.4°C/42%
Polarity	Horizontal	Site / Test Engineer	AC1 / Jay Chu
Test Mode	Transmit by 802.11ax-HE80 at Channel 5690MHz (CDD Mode)	Test Voltage	120V/60Hz

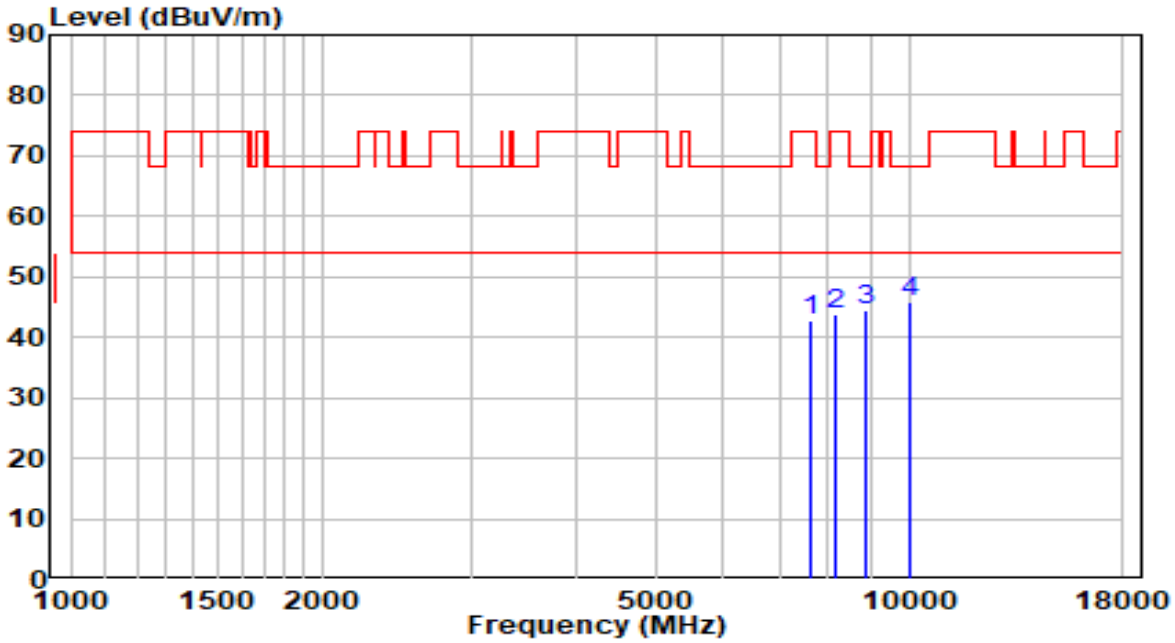

No		Frequency (MHz)	Reading (dBuV)	C.F (dB)	Measurement (dBuV/m)	Margin (dB)	Limit (dBuV/m)	Remark (QP/PK/AV)
1		7638.500	30.96	11.94	42.90	-31.10	74.00	Peak
2		8165.500	31.22	12.51	43.72	-30.28	74.00	Peak
3		8888.000	31.08	13.41	44.49	-23.71	68.20	Peak
4	*	10027.000	30.47	15.45	45.93	-22.27	68.20	Peak

Note:

1. " *", means this data is the worst emission level.
2. C.F (Correction Factor) = Antenna Factor (dB)+ Cable Loss (dB)- Preamplifier(dB).
3. Measurement(dBuV/m) = Reading(dBuV) + C.F (Correction Factor).
4.The emission levels of other frequencies are very lower than the limit and not show in test report.

EUT	AX5400 Wi-Fi 6 Router	Date of Test	2020-09-26
Factor	BBHA 9120D (1GHz~18GHz)_2020	Temp. / Humidity	23.4°C/42%
Polarity	Vertical	Site / Test Engineer	AC1 / Jay Chu
Test Mode	Transmit by 802.11ax-HE80 at Channel 5690MHz (CDD Mode)	Test Voltage	120V/60Hz

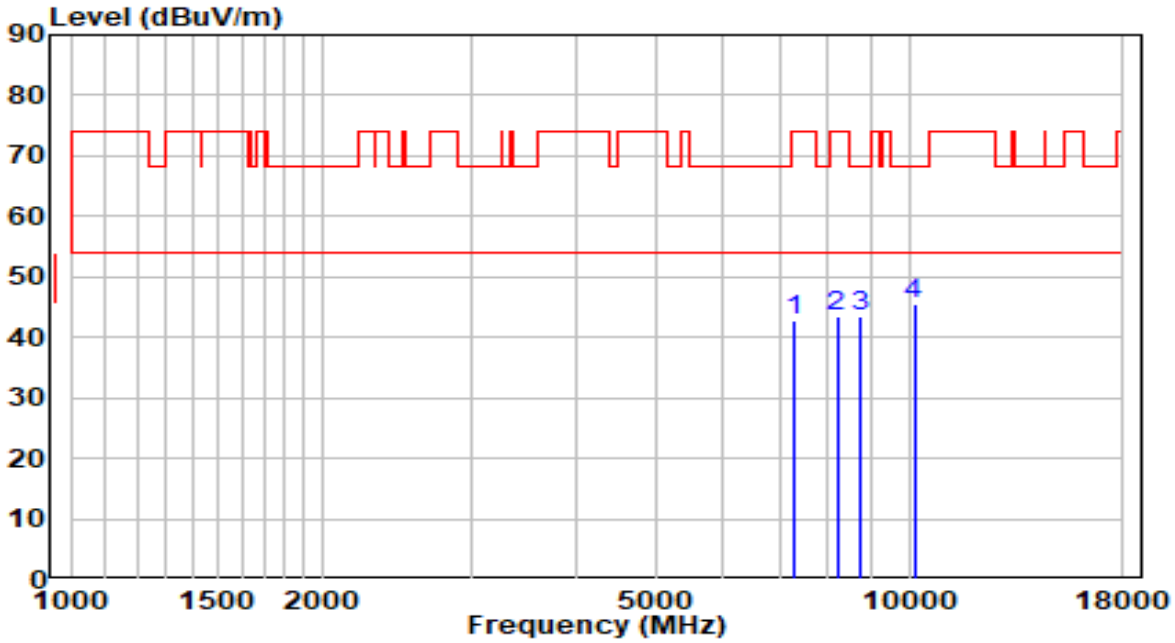

No		Frequency (MHz)	Reading (dBuV)	C.F (dB)	Measurement (dBuV/m)	Margin (dB)	Limit (dBuV/m)	Remark (QP/PK/AV)
1		7315.500	31.58	11.19	42.77	-31.23	74.00	Peak
2		8199.500	31.08	12.50	43.58	-30.42	74.00	Peak
3		8743.500	30.32	13.05	43.37	-24.83	68.20	Peak
4	*	10137.500	29.84	15.83	45.67	-22.53	68.20	Peak

Note:

1. " *", means this data is the worst emission level.
2. C.F (Correction Factor) = Antenna Factor (dB)+ Cable Loss (dB)- Preamplifier(dB).
3. Measurement(dBuV/m) = Reading(dBuV) + C.F (Correction Factor).
4.The emission levels of other frequencies are very lower than the limit and not show in test report.

EUT	AX5400 Wi-Fi 6 Router	Date of Test	2020-09-26
Factor	BBHA 9120D (1GHz~18GHz)_2020	Temp. / Humidity	23.4°C/42%
Polarity	Horizontal	Site / Test Engineer	AC1 / Jay Chu
Test Mode	Transmit by 802.11ax-HE80 at Channel 5775MHz (CDD Mode)	Test Voltage	120V/60Hz

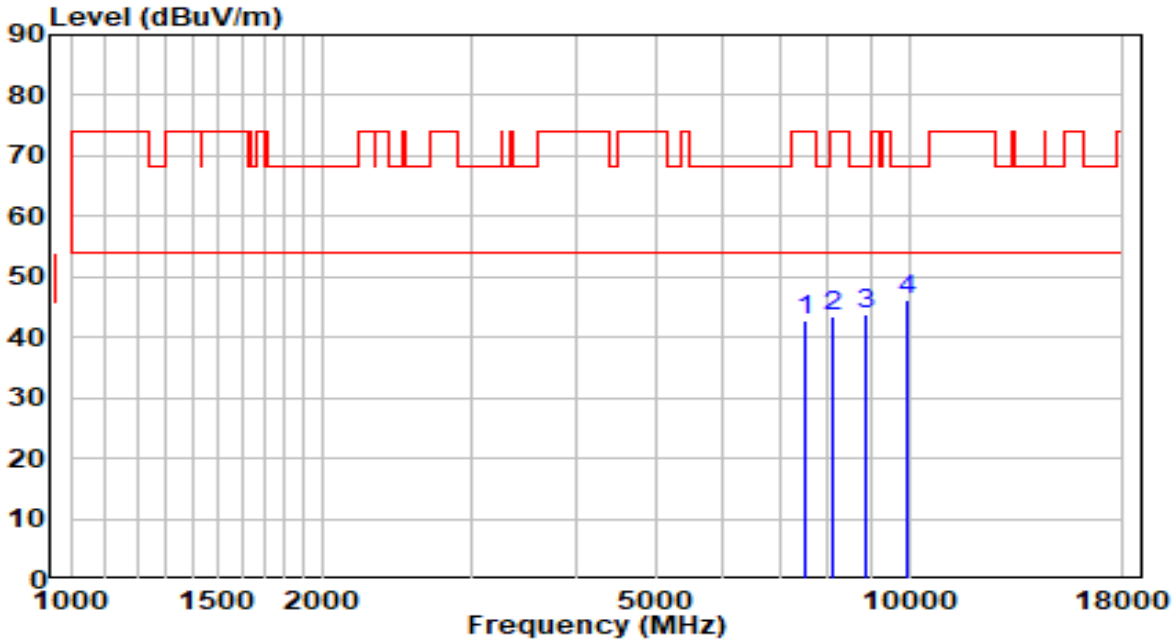

No		Frequency (MHz)	Reading (dBuV)	C.F (dB)	Measurement (dBuV/m)	Margin (dB)	Limit (dBuV/m)	Remark (QP/PK/AV)
1		7536.500	30.89	11.77	42.66	-31.34	74.00	Peak
2		8131.500	31.10	12.51	43.61	-30.39	74.00	Peak
3		8854.000	30.45	13.32	43.77	-24.43	68.20	Peak
4	*	9967.500	31.05	15.30	46.35	-21.85	68.20	Peak

Note:

1. " *", means this data is the worst emission level.
2. C.F (Correction Factor) = Antenna Factor (dB)+ Cable Loss (dB)- Preamplifier(dB).
3. Measurement(dBuV/m) = Reading(dBuV) + C.F (Correction Factor).
4.The emission levels of other frequencies are very lower than the limit and not show in test report.

EUT	AX5400 Wi-Fi 6 Router	Date of Test	2020-09-26
Factor	BBHA 9120D (1GHz~18GHz)_2020	Temp. / Humidity	23.4°C/42%
Polarity	Vertical	Site / Test Engineer	AC1 / Jay Chu
Test Mode	Transmit by 802.11ax-HE80 at Channel 5775MHz (CDD Mode)	Test Voltage	120V/60Hz

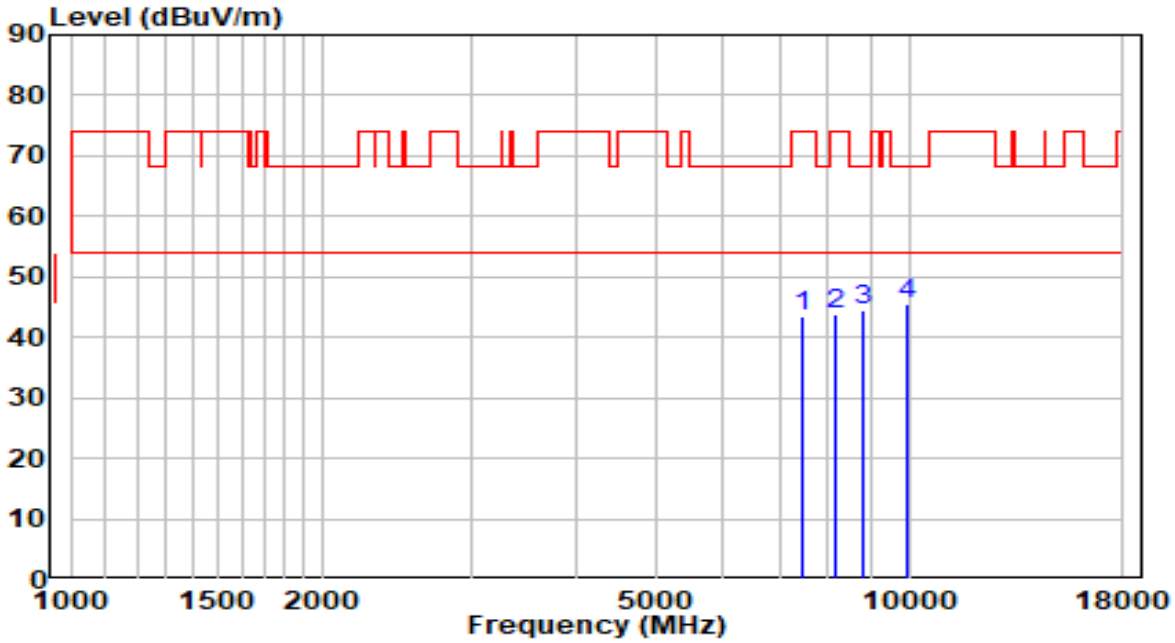

No		Frequency (MHz)	Reading (dBuV)	C.F (dB)	Measurement (dBuV/m)	Margin (dB)	Limit (dBuV/m)	Remark (QP/PK/AV)
1		7434.500	31.82	11.53	43.35	-30.65	74.00	Peak
2		8174.000	31.42	12.50	43.93	-30.07	74.00	Peak
3		8828.500	31.38	13.26	44.63	-23.57	68.20	Peak
4	*	9950.500	30.29	15.27	45.55	-22.65	68.20	Peak

Note:

1. " *", means this data is the worst emission level.
2. C.F (Correction Factor) = Antenna Factor (dB)+ Cable Loss (dB)- Preamplifier(dB).
3. Measurement(dBuV/m) = Reading(dBuV) + C.F (Correction Factor).
4.The emission levels of other frequencies are very lower than the limit and not show in test report.

EUT	AX5400 Wi-Fi 6 Router	Date of Test	2020-09-26
Factor	BBHA 9120D (1GHz~18GHz)_2020	Temp. / Humidity	23.4°C/42%
Polarity	Horizontal	Site / Test Engineer	AC1 / Jay Chu
Test Mode	Transmit by 802.11ax-HE160 at Channel 5250MHz (CDD Mode)	Test Voltage	120V/60Hz

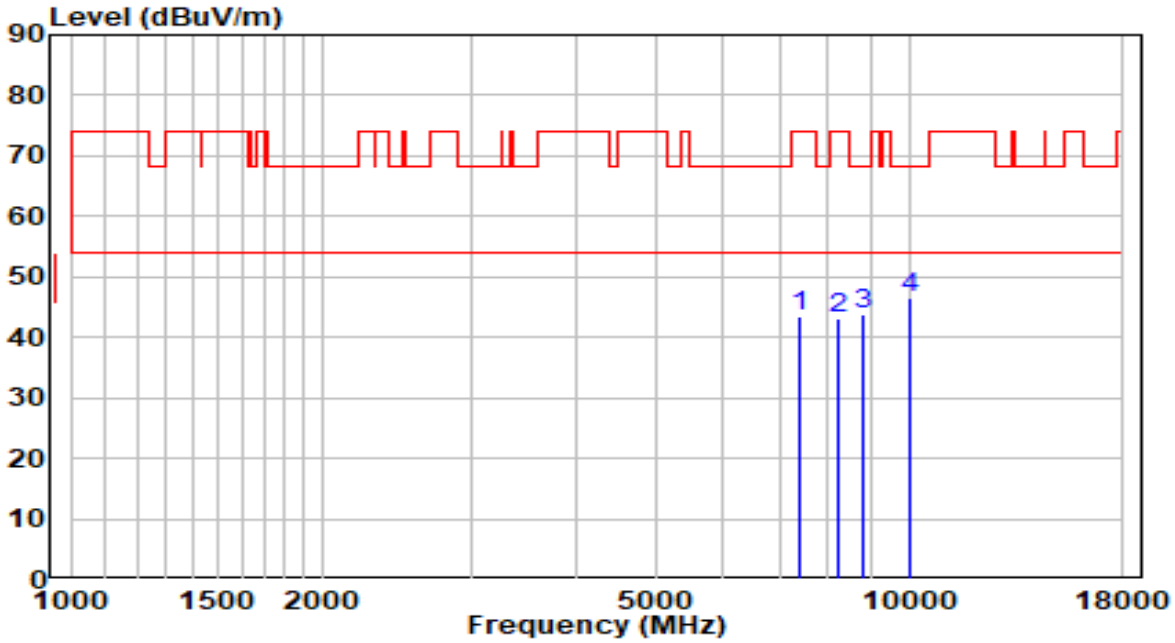

No		Frequency (MHz)	Reading (dBuV)	C.F (dB)	Measurement (dBuV/m)	Margin (dB)	Limit (dBuV/m)	Remark (QP/PK/AV)
1		7417.500	31.97	11.48	43.45	-30.55	74.00	Peak
2		8233.500	30.78	12.49	43.28	-30.72	74.00	Peak
3		8803.000	30.53	13.20	43.73	-24.47	68.20	Peak
4	*	9993.000	31.20	15.35	46.55	-21.65	68.20	Peak

Note:

1. " *", means this data is the worst emission level.
2. C.F (Correction Factor) = Antenna Factor (dB)+ Cable Loss (dB)- Preamplifier(dB).
3. Measurement(dBuV/m) = Reading(dBuV) + C.F (Correction Factor).
4.The emission levels of other frequencies are very lower than the limit and not show in test report.

EUT	AX5400 Wi-Fi 6 Router	Date of Test	2020-09-26
Factor	BBHA 9120D (1GHz~18GHz)_2020	Temp. / Humidity	23.4°C/42%
Polarity	Vertical	Site / Test Engineer	AC1 / Jay Chu
Test Mode	Transmit by 802.11ax-HE160 at Channel 5250MHz (CDD Mode)	Test Voltage	120V/60Hz

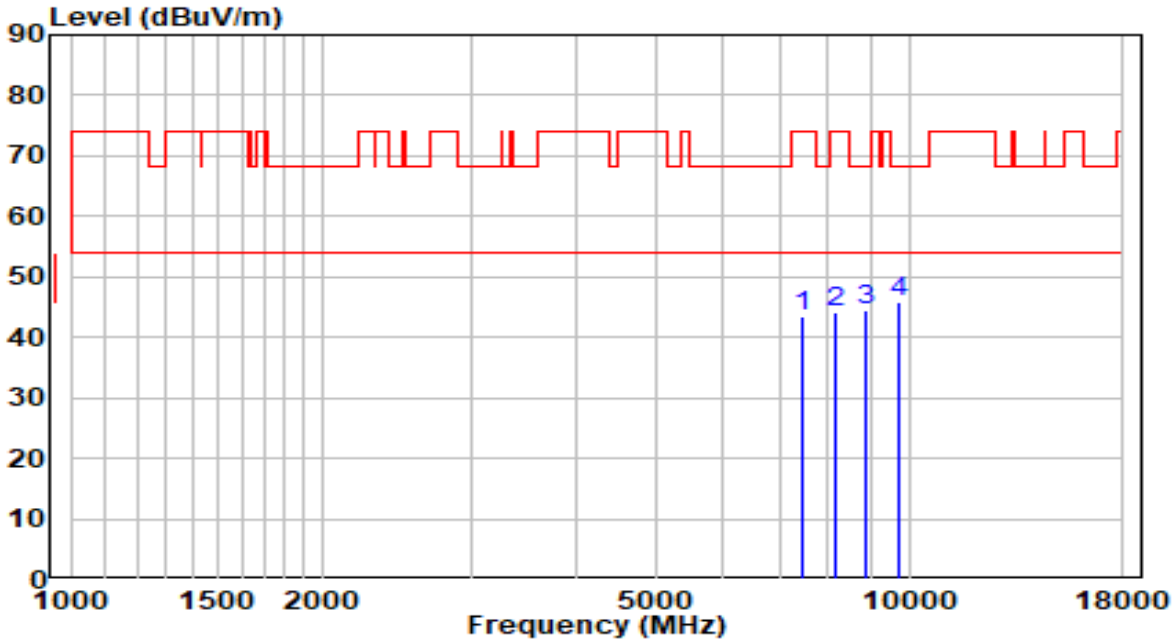

No		Frequency (MHz)	Reading (dBuV)	C.F (dB)	Measurement (dBuV/m)	Margin (dB)	Limit (dBuV/m)	Remark (QP/PK/AV)
1		7434.500	32.03	11.53	43.56	-30.44	74.00	Peak
2		8191.000	31.73	12.50	44.23	-29.77	74.00	Peak
3		8888.000	31.05	13.41	44.45	-23.75	68.20	Peak
4	*	9704.000	30.92	14.80	45.72	-22.48	68.20	Peak

Note:

1. " *", means this data is the worst emission level.
2. C.F (Correction Factor) = Antenna Factor (dB)+ Cable Loss (dB)- Preamplifier(dB).
3. Measurement(dBuV/m) = Reading(dBuV) + C.F (Correction Factor).
4.The emission levels of other frequencies are very lower than the limit and not show in test report.

EUT	AX5400 Wi-Fi 6 Router	Date of Test	2020-09-26
Factor	BBHA 9120D (1GHz~18GHz)_2020	Temp. / Humidity	23.4°C/42%
Polarity	Horizontal	Site / Test Engineer	AC1 / Jay Chu
Test Mode	Transmit by 802.11ax-HE160 at Channel 5570MHz (CDD Mode)	Test Voltage	120V/60Hz

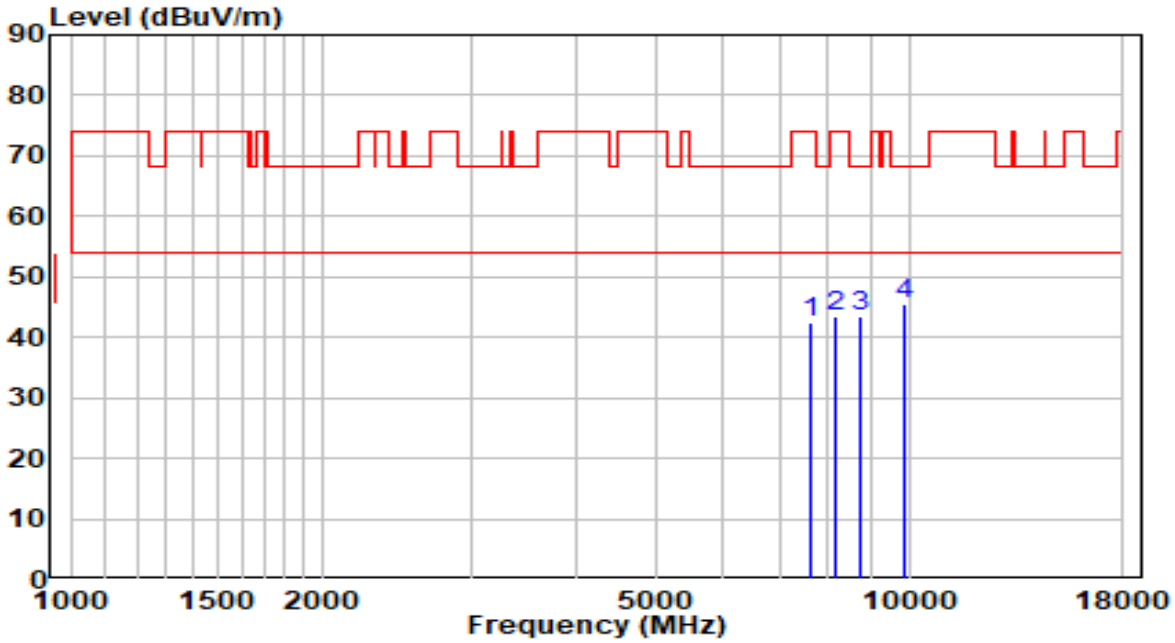

No		Frequency (MHz)	Reading (dBuV)	C.F (dB)	Measurement (dBuV/m)	Margin (dB)	Limit (dBuV/m)	Remark (QP/PK/AV)
1		7613.000	30.70	11.90	42.60	-31.40	74.00	Peak
2		8191.000	31.09	12.50	43.60	-30.40	74.00	Peak
3		8743.500	30.34	13.05	43.39	-24.81	68.20	Peak
4	*	9891.000	30.31	15.16	45.47	-22.73	68.20	Peak

Note:

1. " *", means this data is the worst emission level.
2. C.F (Correction Factor) = Antenna Factor (dB)+ Cable Loss (dB)- Preamplifier(dB).
3. Measurement(dBuV/m) = Reading(dBuV) + C.F (Correction Factor).
4.The emission levels of other frequencies are very lower than the limit and not show in test report.

EUT	AX5400 Wi-Fi 6 Router	Date of Test	2020-09-26
Factor	BBHA 9120D (1GHz~18GHz)_2020	Temp. / Humidity	23.4°C/42%
Polarity	Vertical	Site / Test Engineer	AC1 / Jay Chu
Test Mode	Transmit by 802.11ax-HE160 at Channel 5570MHz (CDD Mode)	Test Voltage	120V/60Hz

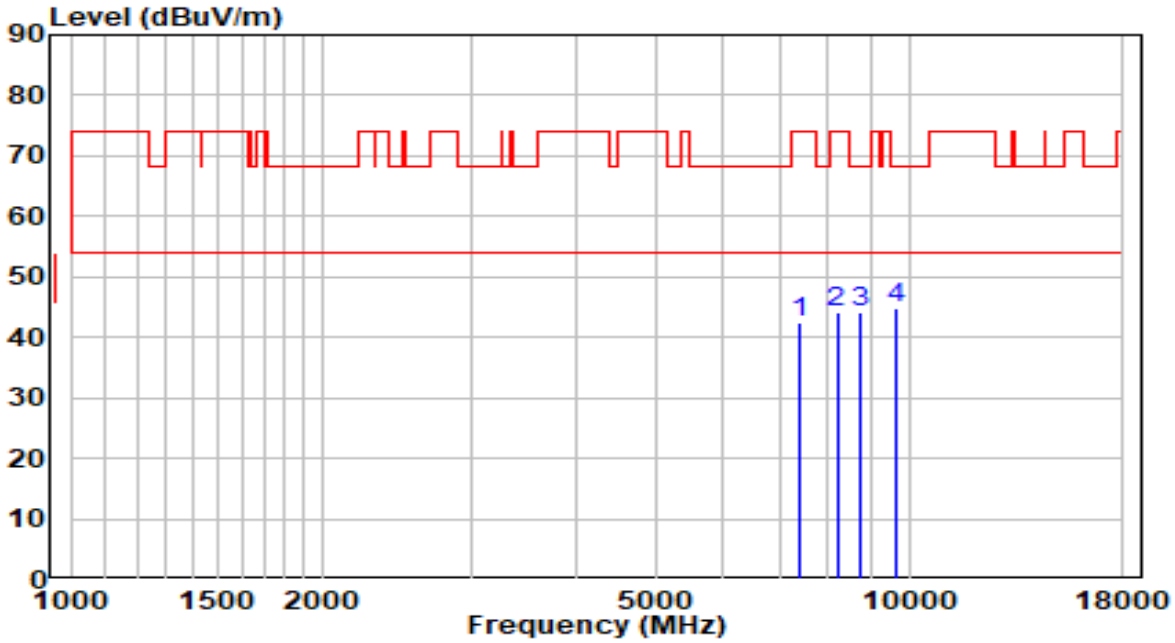

No		Frequency (MHz)	Reading (dBuV)	C.F (dB)	Measurement (dBuV/m)	Margin (dB)	Limit (dBuV/m)	Remark (QP/PK/AV)
1		7392.000	31.21	11.41	42.62	-31.38	74.00	Peak
2		8199.500	31.75	12.50	44.25	-29.75	74.00	Peak
3		8760.500	30.89	13.09	43.99	-24.21	68.20	Peak
4	*	9619.000	30.31	14.64	44.95	-23.25	68.20	Peak

Note:

1. " *", means this data is the worst emission level.
2. C.F (Correction Factor) = Antenna Factor (dB)+ Cable Loss (dB)- Preamplifier(dB).
3. Measurement(dBuV/m) = Reading(dBuV) + C.F (Correction Factor).
4.The emission levels of other frequencies are very lower than the limit and not show in test report.

EUT	AX5400 Wi-Fi 6 Router	Date of Test	2020-09-30
Factor	BBHA 9120D (1GHz~18GHz)_2020	Temp. / Humidity	23.5℃/43%
Polarity	Horizontal	Site / Test Engineer	AC1 / Jay Chu
Test Mode	Transmit by 802.11ac-VHT20 at channel 5180MHz (Beamforming Mode)	Test Voltage	120V/60Hz

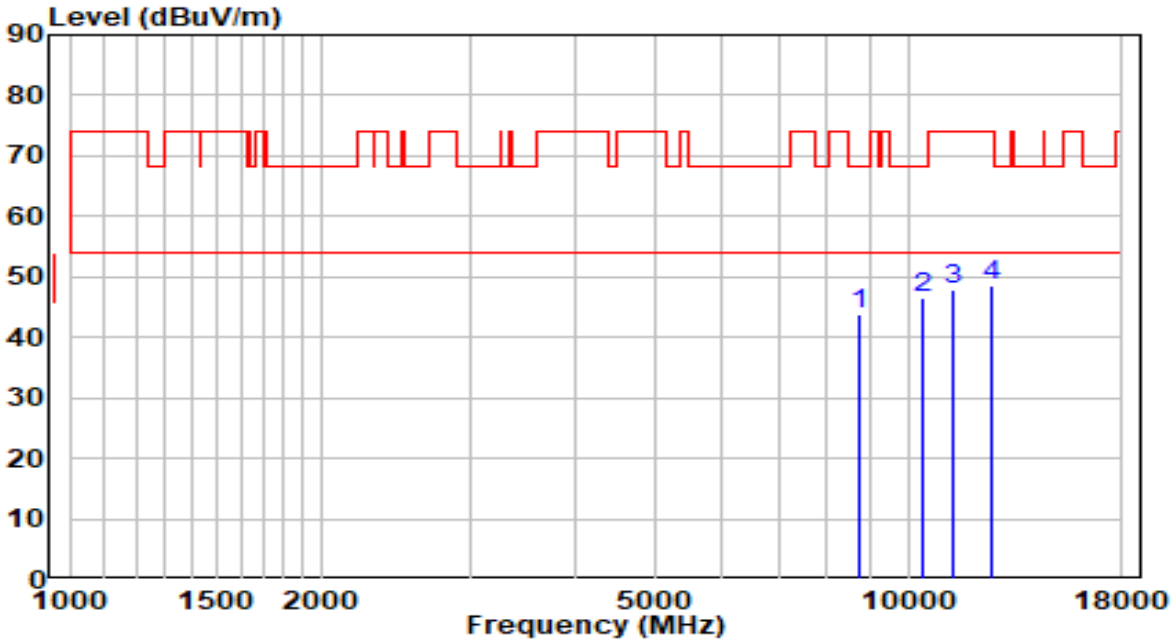

No		Frequency (MHz)	Reading (dBuV)	C.F (dB)	Measurement (dBuV/m)	Margin (dB)	Limit (dBuV/m)	Remark (QP/PK/AV)
1		8752.000	30.88	13.07	43.95	-24.25	68.20	Peak
2	*	10375.500	29.77	16.64	46.42	-21.78	68.20	Peak
3		11353.000	29.48	18.25	47.73	-26.27	74.00	Peak
4		12602.500	30.53	18.19	48.72	-25.28	74.00	Peak

Note:

1. " *", means this data is the worst emission level.
2. C.F (Correction Factor) = Antenna Factor (dB)+ Cable Loss (dB)- Preamplifier(dB).
3. Measurement(dBuV/m) = Reading(dBuV) + C.F (Correction Factor).
4.The emission levels of other frequencies are very lower than the limit and not show in test report.

EUT	AX5400 Wi-Fi 6 Router	Date of Test	2020-10-12
Factor	BBHA 9120D (1GHz~18GHz)_2020	Temp. / Humidity	23.5℃°C/43%%
Polarity	Vertical	Site / Test Engineer	AC1 / Jay Chu
Test Mode	Transmit by 802.11ac-VHT20 at channel 5180MHz (Beamforming Mode)	Test Voltage	120V/60Hz

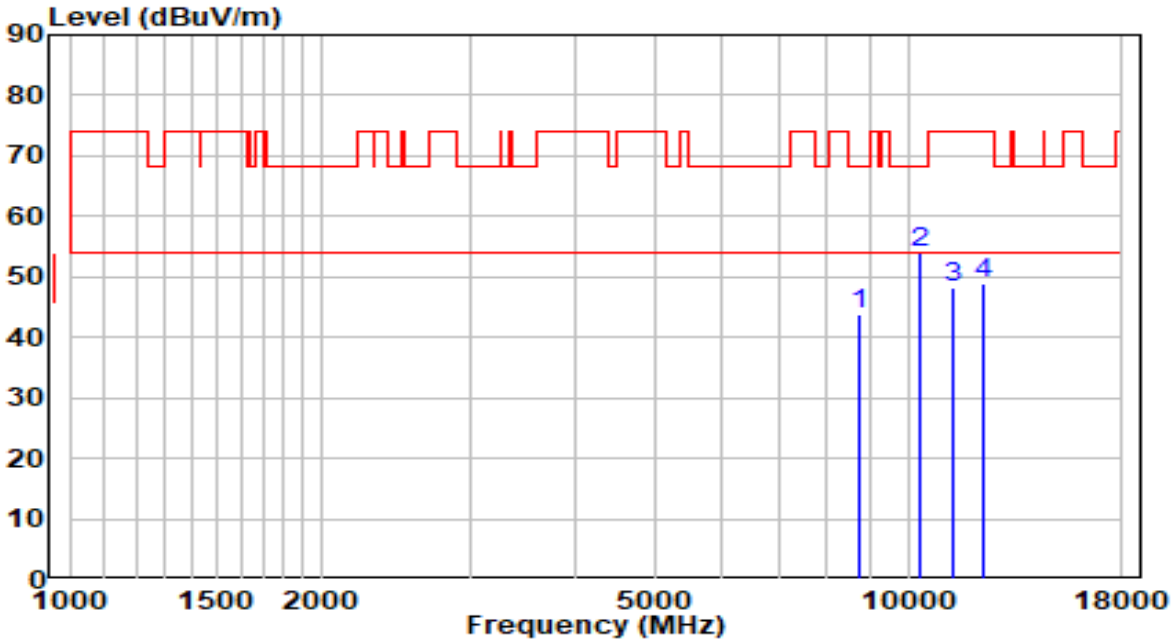

No		Frequency (MHz)	Reading (dBuV)	C.F (dB)	Measurement (dBuV/m)	Margin (dB)	Limit (dBuV/m)	Remark (QP/PK/AV)
1	0.00	8726.500	30.78	13.01	43.79	-24.41	68.20	Peak
2	*	10358.500	37.39	16.59	53.98	-14.22	68.20	Peak
3	0.00	11353.000	29.93	18.25	48.18	-25.82	74.00	Peak
4	0.00	12254.000	31.09	17.86	48.95	-25.05	74.00	Peak

Note:

1. " *", means this data is the worst emission level.
2. C.F (Correction Factor) = Antenna Factor (dB)+ Cable Loss (dB)- Preamplifier(dB).
3. Measurement(dBuV/m) = Reading(dBuV) + C.F (Correction Factor).
4.The emission levels of other frequencies are very lower than the limit and not show in test report.

EUT	AX5400 Wi-Fi 6 Router	Date of Test	2020-09-30
Factor	BBHA 9120D (1GHz~18GHz)_2020	Temp. / Humidity	23.5℃/43%
Polarity	Horizontal	Site / Test Engineer	AC1 / Jay Chu
Test Mode	Transmit by 802.11ac-VHT20 at channel 5220MHz (Beamforming Mode)	Test Voltage	120V/60Hz

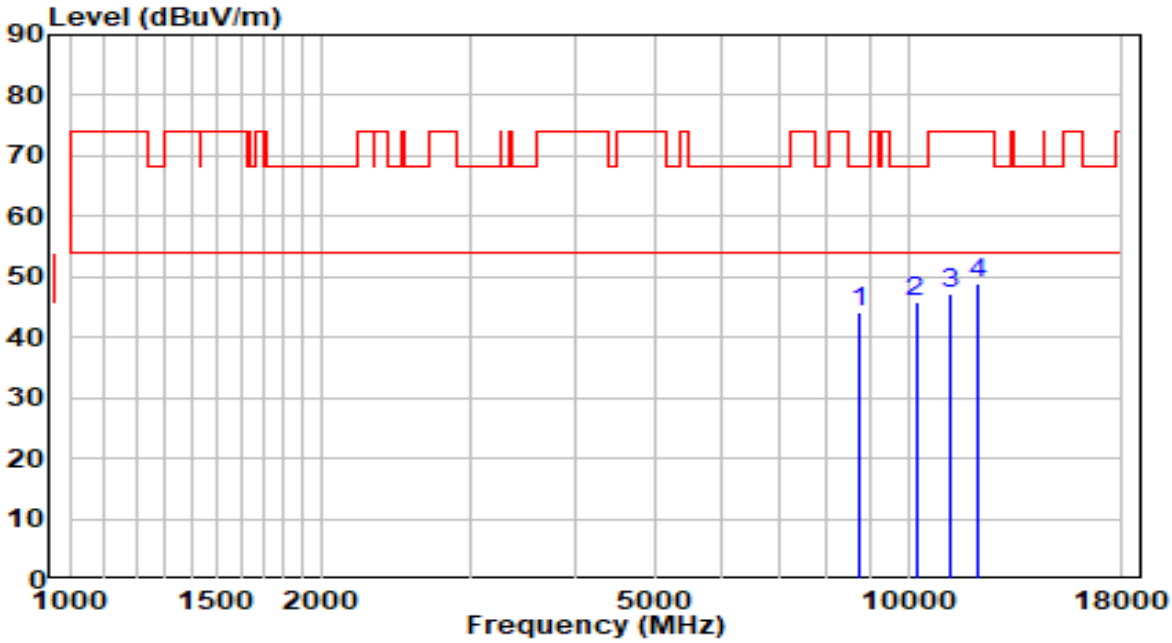

No		Frequency (MHz)	Reading (dBuV)	C.F (dB)	Measurement (dBuV/m)	Margin (dB)	Limit (dBuV/m)	Remark (QP/PK/AV)
1		8760.500	31.19	13.09	44.28	-23.92	68.20	Peak
2	*	10214.000	29.60	16.09	45.69	-22.51	68.20	Peak
3		11191.500	29.34	18.04	47.37	-26.63	74.00	Peak
4		12135.000	31.18	17.84	49.02	-24.98	74.00	Peak

Note:

1. " *", means this data is the worst emission level.
2. C.F (Correction Factor) = Antenna Factor (dB)+ Cable Loss (dB)- Preamplifier(dB).
3. Measurement(dBuV/m) = Reading(dBuV) + C.F (Correction Factor).
4.The emission levels of other frequencies are very lower than the limit and not show in test report.

EUT	AX5400 Wi-Fi 6 Router	Date of Test	2020-10-12
Factor	BBHA 9120D (1GHz~18GHz)_2020	Temp. / Humidity	23.5℃°C/43%%
Polarity	Vertical	Site / Test Engineer	AC1 / Jay Chu
Test Mode	Transmit by 802.11ac-VHT20 at channel 5220MHz (Beamforming Mode)	Test Voltage	120V/60Hz

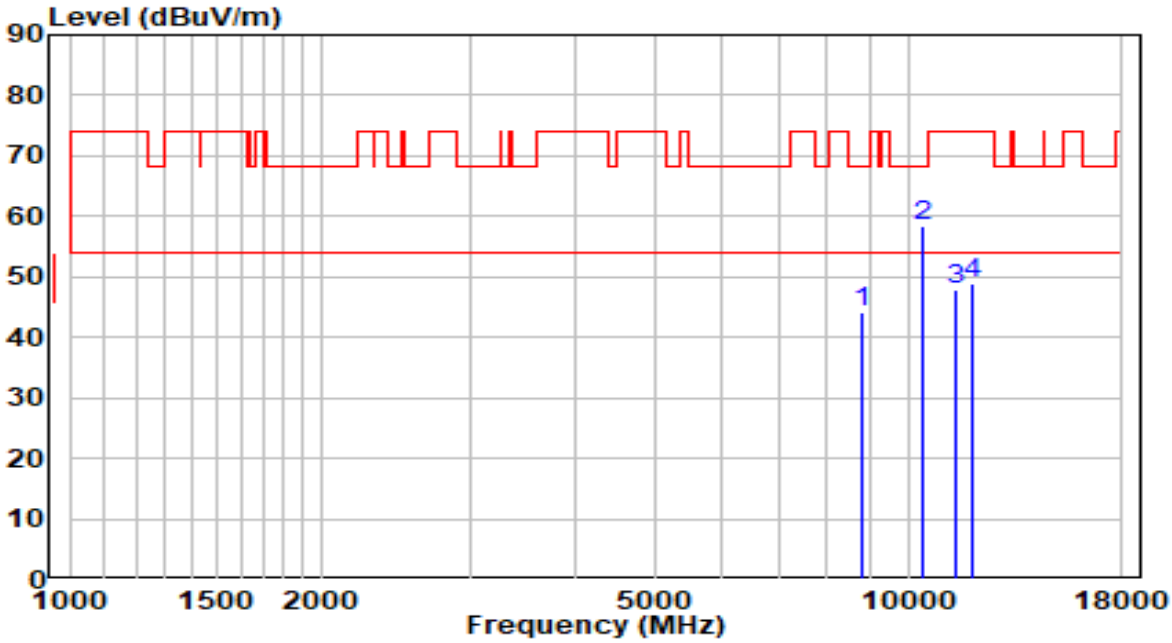

No		Frequency (MHz)	Reading (dBuV)	C.F (dB)	Measurement (dBuV/m)	Margin (dB)	Limit (dBuV/m)	Remark (QP/PK/AV)
1	0.00	8803.000	30.80	13.20	44.00	-24.20	68.20	Peak
2	*	10443.500	41.60	16.88	58.48	-9.72	68.20	Peak
3	0.00	11378.500	29.63	18.29	47.92	-26.08	74.00	Peak
4	0.00	11939.500	31.17	17.90	49.07	-24.93	74.00	Peak

Note:

1. " *", means this data is the worst emission level.
2. C.F (Correction Factor) = Antenna Factor (dB)+ Cable Loss (dB)- Preamplifier(dB).
3. Measurement(dBuV/m) = Reading(dBuV) + C.F (Correction Factor).
4.The emission levels of other frequencies are very lower than the limit and not show in test report.

EUT	AX5400 Wi-Fi 6 Router	Date of Test	2020-09-30
Factor	BBHA 9120D (1GHz~18GHz)_2020	Temp. / Humidity	23.5℃/43%
Polarity	Horizontal	Site / Test Engineer	AC1 / Jay Chu
Test Mode	Transmit by 802.11ac-VHT20 at channel 5240MHz (Beamforming Mode)	Test Voltage	120V/60Hz

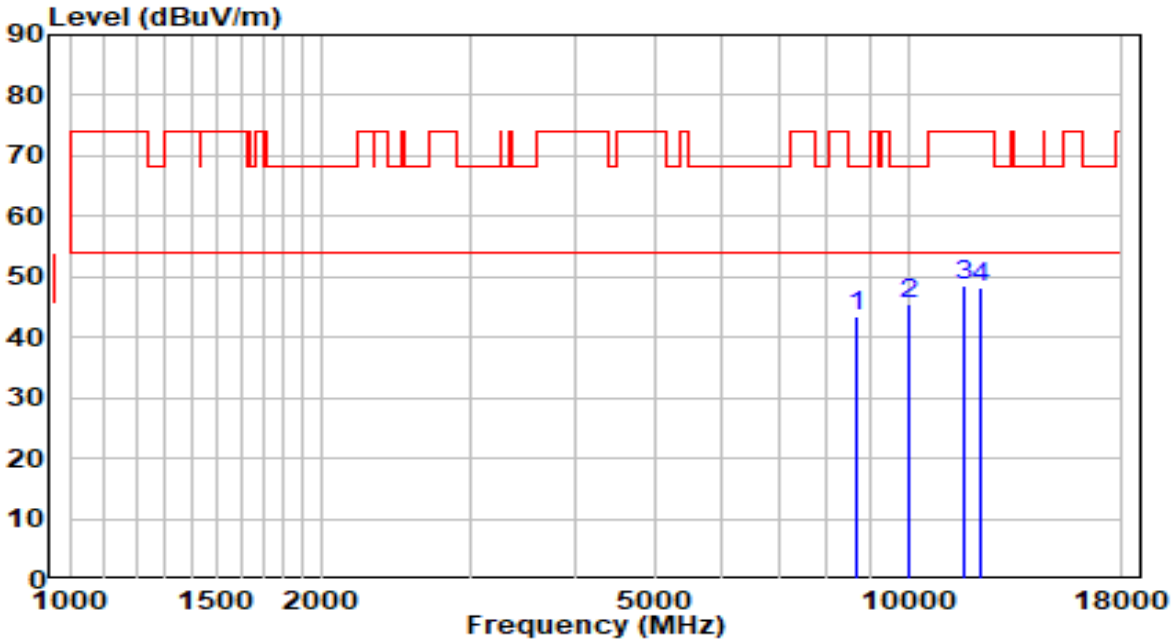

No		Frequency (MHz)	Reading (dBuV)	C.F (dB)	Measurement (dBuV/m)	Margin (dB)	Limit (dBuV/m)	Remark (QP/PK/AV)
1		8650.000	30.61	12.82	43.43	-24.77	68.20	Peak
2	*	9993.000	30.21	15.35	45.55	-22.65	68.20	Peak
3		11684.500	30.41	18.22	48.63	-25.37	74.00	Peak
4		12237.000	30.50	17.86	48.36	-25.64	74.00	Peak

Note:

1. " *", means this data is the worst emission level.
2. C.F (Correction Factor) = Antenna Factor (dB)+ Cable Loss (dB)- Preamplifier(dB).
3. Measurement(dBuV/m) = Reading(dBuV) + C.F (Correction Factor).
4.The emission levels of other frequencies are very lower than the limit and not show in test report.

EUT	AX5400 Wi-Fi 6 Router	Date of Test	2020-09-30
Factor	BBHA 9120D (1GHz~18GHz)_2020	Temp. / Humidity	23.5℃/43%
Polarity	Vertical	Site / Test Engineer	AC1 / Jay Chu
Test Mode	Transmit by 802.11ac-VHT20 at channel 5240MHz (Beamforming Mode)	Test Voltage	120V/60Hz

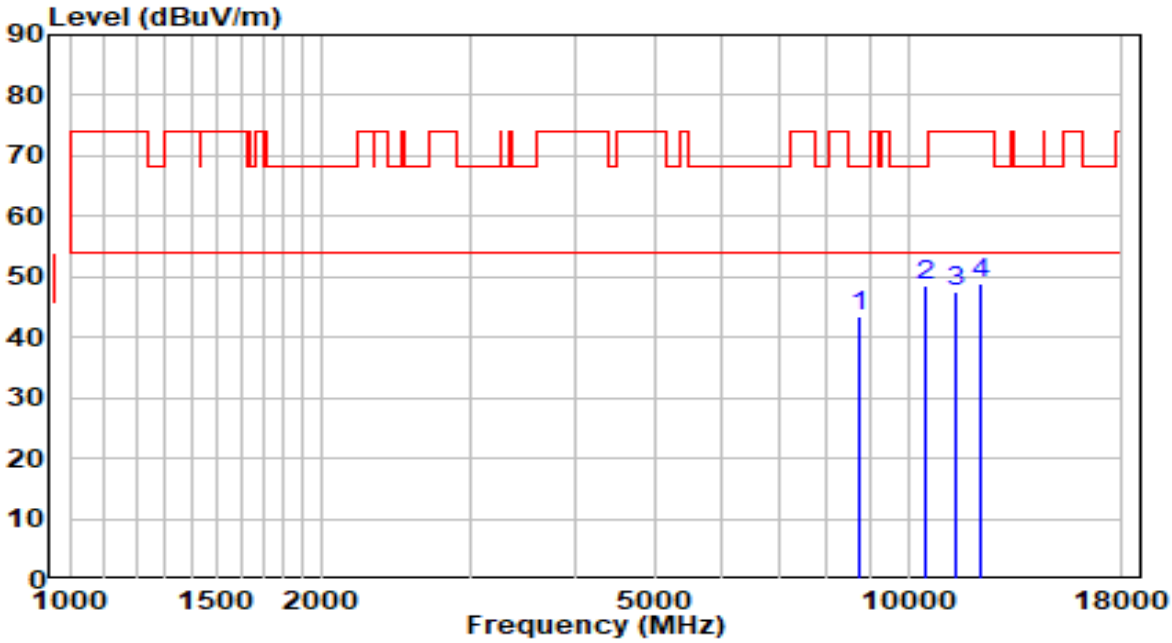

No		Frequency (MHz)	Reading (dBuV)	C.F (dB)	Measurement (dBuV/m)	Margin (dB)	Limit (dBuV/m)	Remark (QP/PK/AV)
1		8735.000	30.48	13.03	43.51	-24.69	68.20	Peak
2	*	10477.500	31.61	16.99	48.60	-19.60	68.20	Peak
3		11412.500	29.06	18.33	47.40	-26.60	74.00	Peak
4		12211.500	30.89	17.86	48.75	-25.25	74.00	Peak

Note:

1. " *", means this data is the worst emission level.
2. C.F (Correction Factor) = Antenna Factor (dB)+ Cable Loss (dB)- Preamplifier(dB).
3. Measurement(dBuV/m) = Reading(dBuV) + C.F (Correction Factor).
4.The emission levels of other frequencies are very lower than the limit and not show in test report.

EUT	AX5400 Wi-Fi 6 Router	Date of Test	2020-09-30
Factor	BBHA 9120D (1GHz~18GHz)_2020	Temp. / Humidity	23.5℃/43%
Polarity	Horizontal	Site / Test Engineer	AC1 / Jay Chu
Test Mode	Transmit by 802.11ac-VHT20 at channel 5260MHz (Beamforming Mode)	Test Voltage	120V/60Hz

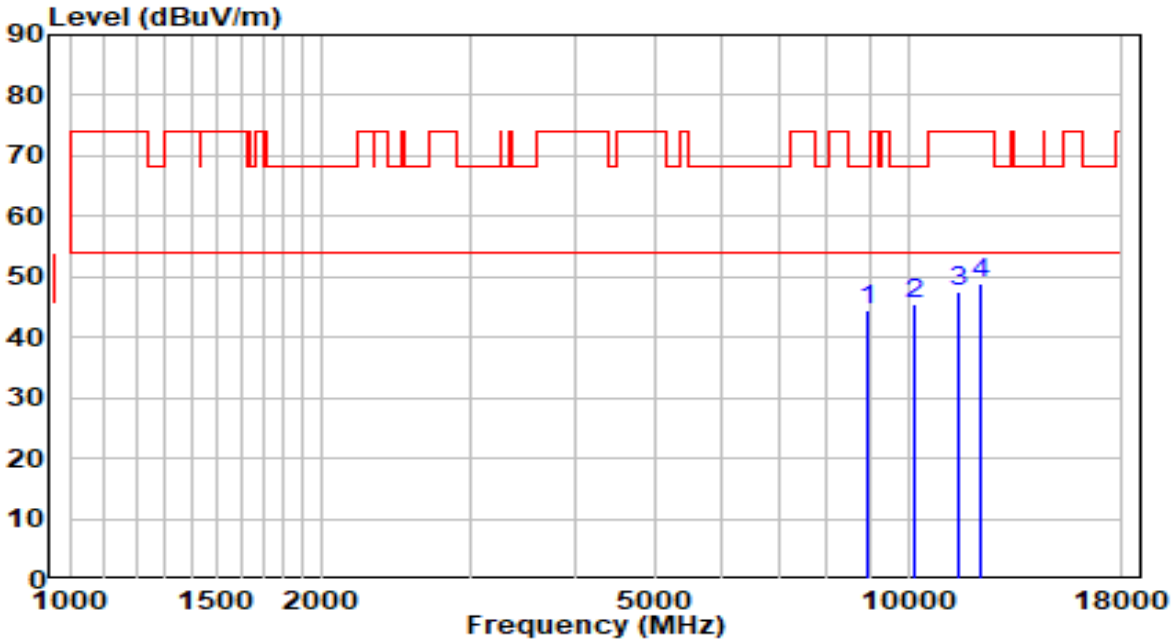

No		Frequency (MHz)	Reading (dBuV)	C.F (dB)	Measurement (dBuV/m)	Margin (dB)	Limit (dBuV/m)	Remark (QP/PK/AV)
1		8964.500	30.95	13.59	44.55	-23.65	68.20	Peak
2	*	10163.000	29.69	15.92	45.61	-22.59	68.20	Peak
3		11489.000	29.07	18.44	47.51	-26.49	74.00	Peak
4		12211.500	31.13	17.86	48.98	-25.02	74.00	Peak

Note:

1. " *", means this data is the worst emission level.
2. C.F (Correction Factor) = Antenna Factor (dB)+ Cable Loss (dB)- Preamplifier(dB).
3. Measurement(dBuV/m) = Reading(dBuV) + C.F (Correction Factor).
4.The emission levels of other frequencies are very lower than the limit and not show in test report.

EUT	AX5400 Wi-Fi 6 Router	Date of Test	2020-09-30
Factor	BBHA 9120D (1GHz~18GHz)_2020	Temp. / Humidity	23.5℃/43%
Polarity	Vertical	Site / Test Engineer	AC1 / Jay Chu
Test Mode	Transmit by 802.11ac-VHT20 at channel 5260MHz (Beamforming Mode)	Test Voltage	120V/60Hz

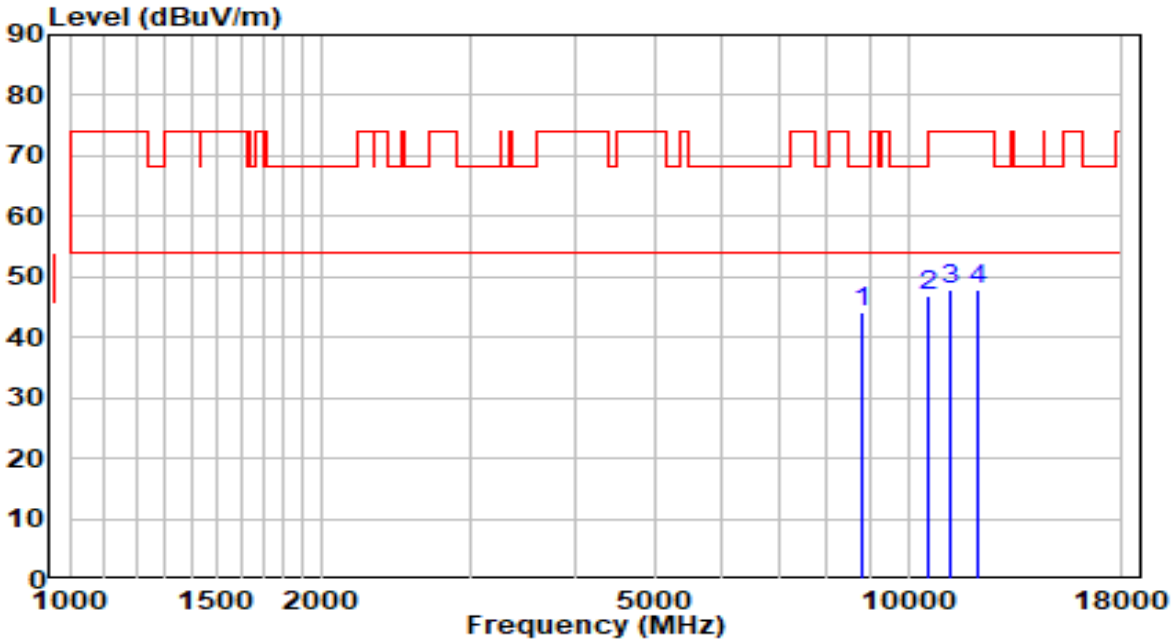

No		Frequency (MHz)	Reading (dBuV)	C.F (dB)	Measurement (dBuV/m)	Margin (dB)	Limit (dBuV/m)	Remark (QP/PK/AV)
1		8811.500	31.02	13.22	44.23	-23.97	68.20	Peak
2	*	10579.500	29.85	17.18	47.03	-21.17	68.20	Peak
3		11234.000	29.71	18.09	47.80	-26.20	74.00	Peak
4		12152.000	30.13	17.85	47.97	-26.03	74.00	Peak

Note:

1. " *", means this data is the worst emission level.
2. C.F (Correction Factor) = Antenna Factor (dB)+ Cable Loss (dB)- Preamplifier(dB).
3. Measurement(dBuV/m) = Reading(dBuV) + C.F (Correction Factor).
4.The emission levels of other frequencies are very lower than the limit and not show in test report.

EUT	AX5400 Wi-Fi 6 Router	Date of Test	2020-09-30
Factor	BBHA 9120D (1GHz~18GHz)_2020	Temp. / Humidity	23.5℃/43%
Polarity	Horizontal	Site / Test Engineer	AC1 / Jay Chu
Test Mode	Transmit by 802.11ac-VHT20 at channel 5300MHz (Beamforming Mode)	Test Voltage	120V/60Hz

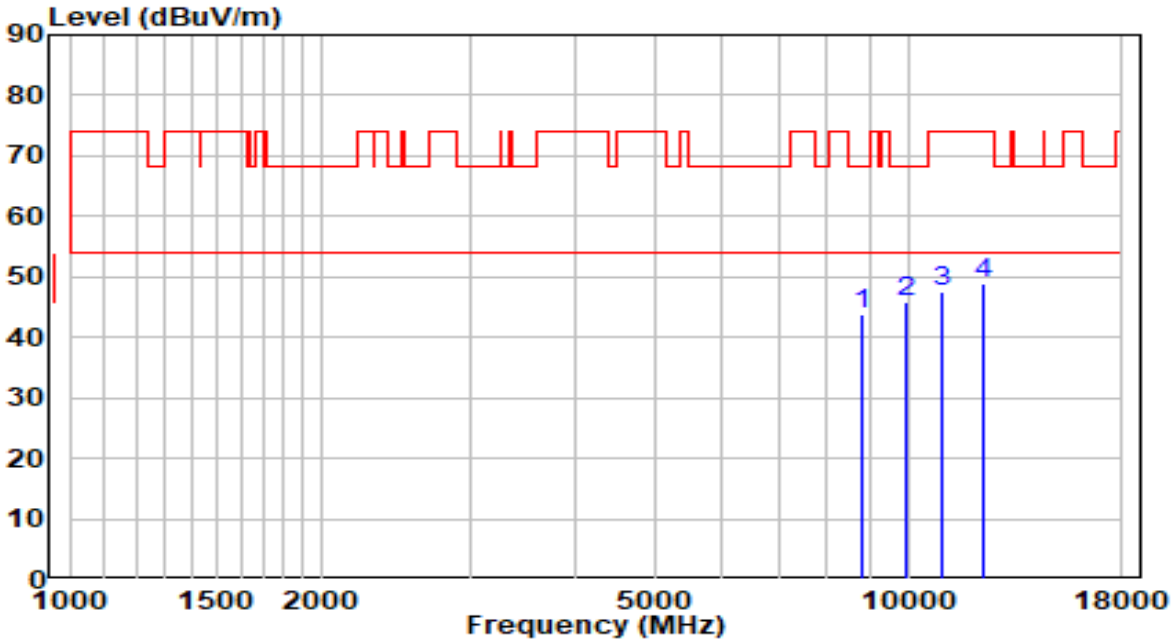

No		Frequency (MHz)	Reading (dBuV)	C.F (dB)	Measurement (dBuV/m)	Margin (dB)	Limit (dBuV/m)	Remark (QP/PK/AV)
1		8828.500	30.59	13.26	43.85	-24.35	68.20	Peak
2	*	9967.500	30.66	15.30	45.95	-22.25	68.20	Peak
3		10970.500	29.76	17.74	47.50	-26.50	74.00	Peak
4		12296.500	31.14	17.87	49.01	-24.99	74.00	Peak

Note:

1. " *", means this data is the worst emission level.
2. C.F (Correction Factor) = Antenna Factor (dB)+ Cable Loss (dB)- Preamplifier(dB).
3. Measurement(dBuV/m) = Reading(dBuV) + C.F (Correction Factor).
4.The emission levels of other frequencies are very lower than the limit and not show in test report.

EUT	AX5400 Wi-Fi 6 Router	Date of Test	2020-09-30
Factor	BBHA 9120D (1GHz~18GHz)_2020	Temp. / Humidity	23.5℃/43%
Polarity	Vertical	Site / Test Engineer	AC1 / Jay Chu
Test Mode	Transmit by 802.11ac-VHT20 at channel 5300MHz (Beamforming Mode)	Test Voltage	120V/60Hz

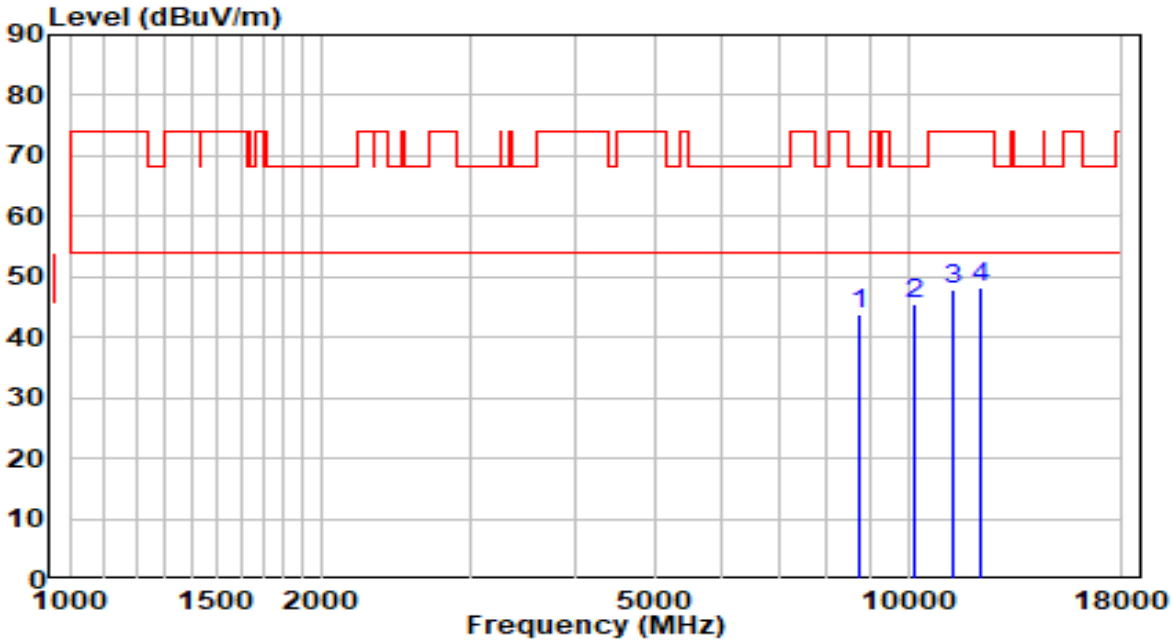

No		Frequency (MHz)	Reading (dBuV)	C.F (dB)	Measurement (dBuV/m)	Margin (dB)	Limit (dBuV/m)	Remark (QP/PK/AV)
1		8726.500	30.67	13.01	43.68	-24.52	68.20	Peak
2	*	10171.500	29.53	15.95	45.48	-22.72	68.20	Peak
3		11327.500	29.80	18.22	48.01	-25.99	74.00	Peak
4		12245.500	30.39	17.86	48.25	-25.75	74.00	Peak

Note:

1. " *", means this data is the worst emission level.
2. C.F (Correction Factor) = Antenna Factor (dB)+ Cable Loss (dB)- Preamplifier(dB).
3. Measurement(dBuV/m) = Reading(dBuV) + C.F (Correction Factor).
4.The emission levels of other frequencies are very lower than the limit and not show in test report.

EUT	AX5400 Wi-Fi 6 Router	Date of Test	2020-09-30
Factor	BBHA 9120D (1GHz~18GHz)_2020	Temp. / Humidity	23.5℃/43%
Polarity	Horizontal	Site / Test Engineer	AC1 / Jay Chu
Test Mode	Transmit by 802.11ac-VHT20 at channel 5320MHz (Beamforming Mode)	Test Voltage	120V/60Hz

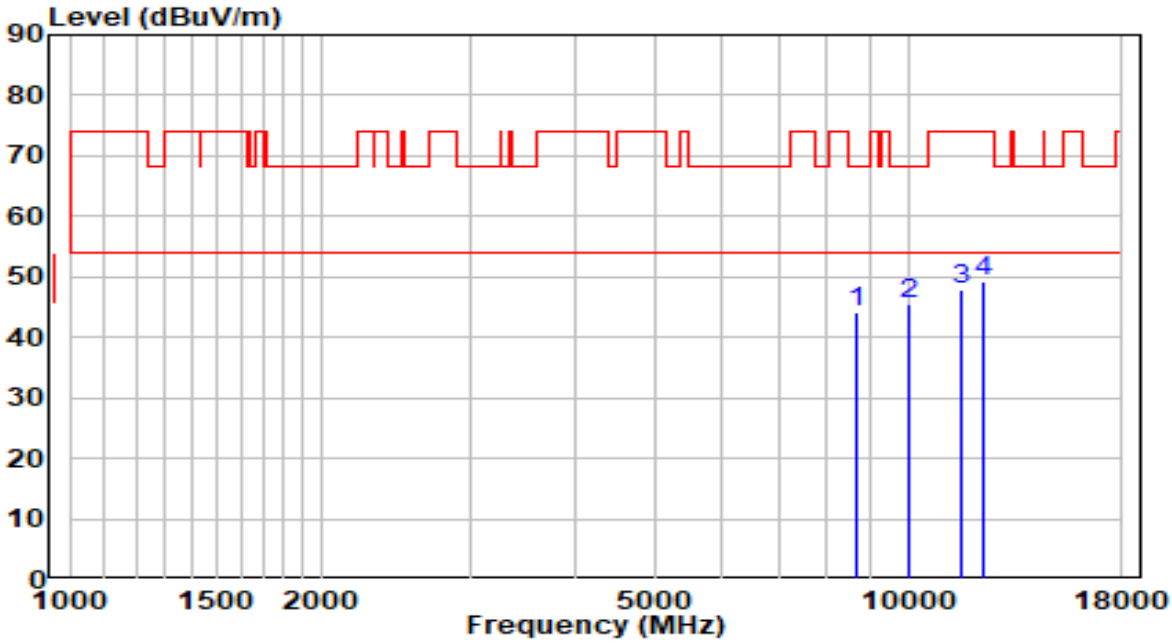

No		Frequency (MHz)	Reading (dBuV)	C.F (dB)	Measurement (dBuV/m)	Margin (dB)	Limit (dBuV/m)	Remark (QP/PK/AV)
1		8684.000	31.19	12.91	44.10	-24.10	68.20	Peak
2	*	10010.000	30.02	15.39	45.41	-22.79	68.20	Peak
3		11591.000	29.64	18.34	47.98	-26.02	74.00	Peak
4		12288.000	31.37	17.87	49.24	-24.76	74.00	Peak

Note:

1. " *", means this data is the worst emission level.
2. C.F (Correction Factor) = Antenna Factor (dB)+ Cable Loss (dB)- Preamplifier(dB).
3. Measurement(dBuV/m) = Reading(dBuV) + C.F (Correction Factor).
4.The emission levels of other frequencies are very lower than the limit and not show in test report.

EUT	AX5400 Wi-Fi 6 Router	Date of Test	2020-09-30
Factor	BBHA 9120D (1GHz~18GHz)_2020	Temp. / Humidity	23.5℃/43%
Polarity	Vertical	Site / Test Engineer	AC1 / Jay Chu
Test Mode	Transmit by 802.11ac-VHT20 at channel 5320MHz (Beamforming Mode)	Test Voltage	120V/60Hz

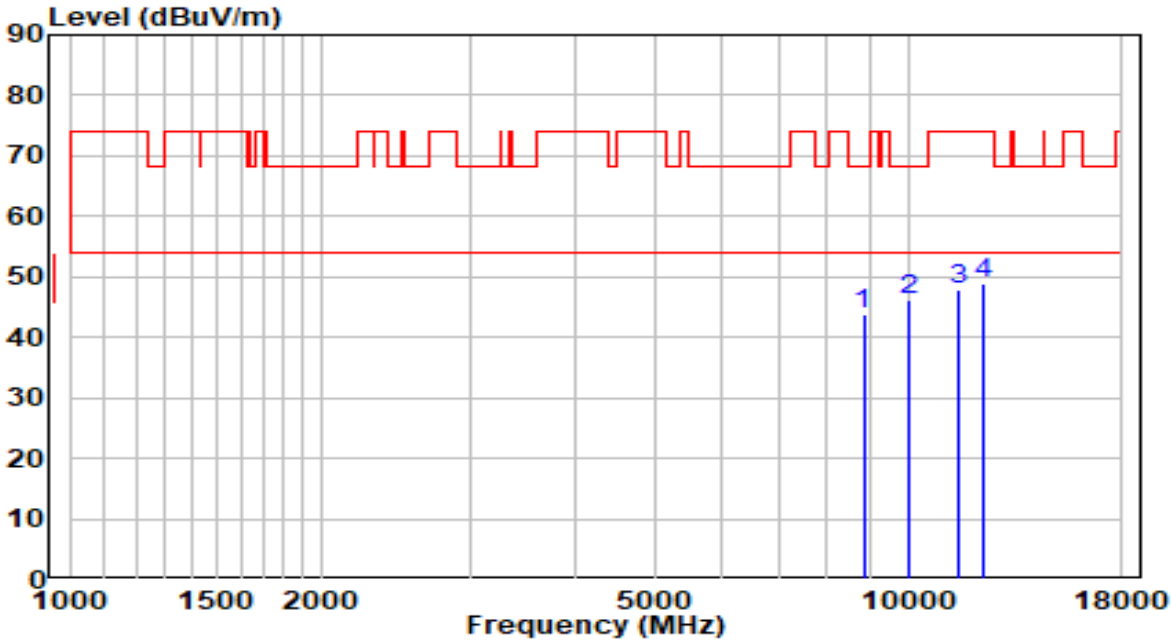

No		Frequency (MHz)	Reading (dBuV)	C.F (dB)	Measurement (dBuV/m)	Margin (dB)	Limit (dBuV/m)	Remark (QP/PK/AV)
1		8845.500	30.60	13.30	43.90	-24.30	68.20	Peak
2	*	10001.500	30.82	15.37	46.18	-22.02	68.20	Peak
3		11480.500	29.49	18.42	47.91	-26.09	74.00	Peak
4		12296.500	30.89	17.87	48.76	-25.24	74.00	Peak

Note:

1. " *", means this data is the worst emission level.
2. C.F (Correction Factor) = Antenna Factor (dB)+ Cable Loss (dB)- Preamplifier(dB).
3. Measurement(dBuV/m) = Reading(dBuV) + C.F (Correction Factor).
4.The emission levels of other frequencies are very lower than the limit and not show in test report.

EUT	AX5400 Wi-Fi 6 Router	Date of Test	2020-09-30
Factor	BBHA 9120D (1GHz~18GHz)_2020	Temp. / Humidity	23.5℃/43%
Polarity	Horizontal	Site / Test Engineer	AC1 / Jay Chu
Test Mode	Transmit by 802.11ac-VHT20 at channel 5500MHz (Beamforming Mode)	Test Voltage	120V/60Hz

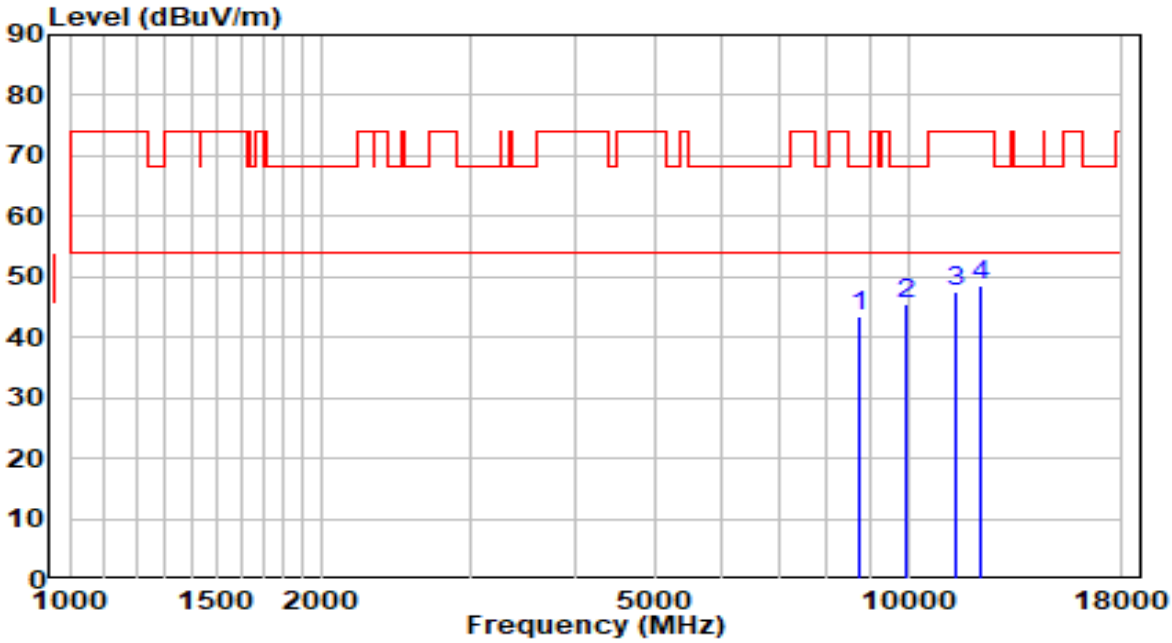

No		Frequency (MHz)	Reading (dBuV)	C.F (dB)	Measurement (dBuV/m)	Margin (dB)	Limit (dBuV/m)	Remark (QP/PK/AV)
1		8752.000	30.57	13.07	43.64	-24.56	68.20	Peak
2	*	9959.000	30.25	15.28	45.53	-22.67	68.20	Peak
3		11412.500	29.23	18.33	47.56	-26.44	74.00	Peak
4		12177.500	30.80	17.85	48.65	-25.35	74.00	Peak

Note:

1. " *", means this data is the worst emission level.
2. C.F (Correction Factor) = Antenna Factor (dB)+ Cable Loss (dB)- Preamplifier(dB).
3. Measurement(dBuV/m) = Reading(dBuV) + C.F (Correction Factor).
4.The emission levels of other frequencies are very lower than the limit and not show in test report.

EUT	AX5400 Wi-Fi 6 Router	Date of Test	2020-09-30
Factor	BBHA 9120D (1GHz~18GHz)_2020	Temp. / Humidity	23.5℃/43%
Polarity	Vertical	Site / Test Engineer	AC1 / Jay Chu
Test Mode	Transmit by 802.11ac-VHT20 at channel 5500MHz (Beamforming Mode)	Test Voltage	120V/60Hz

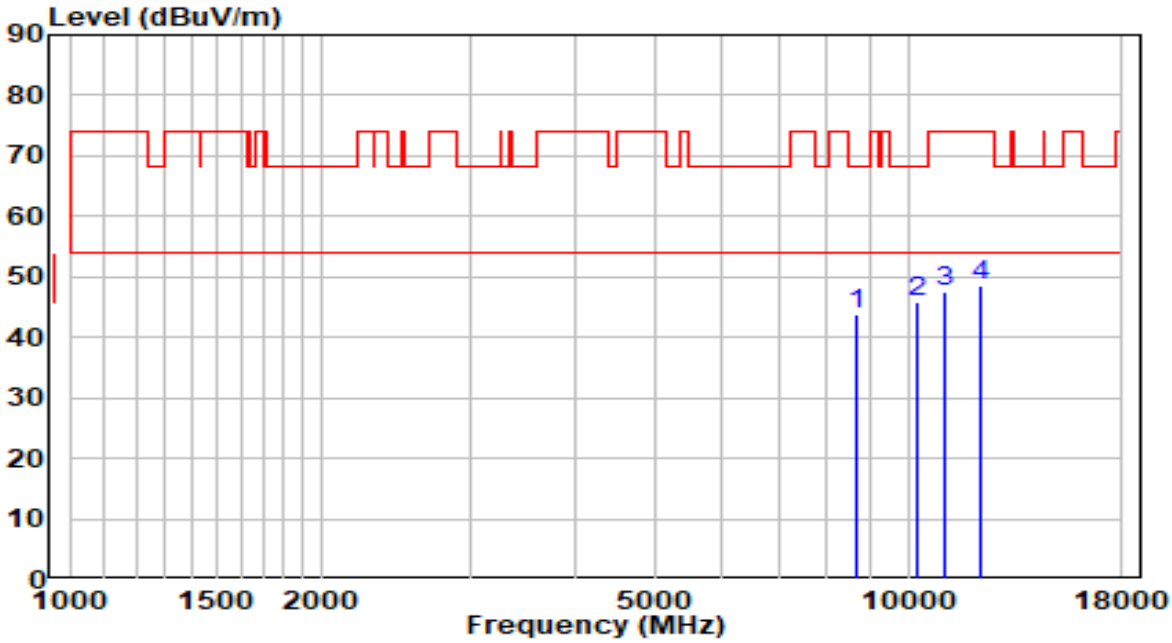

No		Frequency (MHz)	Reading (dBuV)	C.F (dB)	Measurement (dBuV/m)	Margin (dB)	Limit (dBuV/m)	Remark (QP/PK/AV)
1		8709.500	30.94	12.97	43.91	-24.29	68.20	Peak
2	*	10248.000	29.75	16.21	45.95	-22.25	68.20	Peak
3		11072.500	29.80	17.88	47.67	-26.33	74.00	Peak
4		12237.000	30.85	17.86	48.71	-25.29	74.00	Peak

Note:

1. " *", means this data is the worst emission level.
2. C.F (Correction Factor) = Antenna Factor (dB)+ Cable Loss (dB)- Preamplifier(dB).
3. Measurement(dBuV/m) = Reading(dBuV) + C.F (Correction Factor).
4.The emission levels of other frequencies are very lower than the limit and not show in test report.

EUT	AX5400 Wi-Fi 6 Router	Date of Test	2020-09-30
Factor	BBHA 9120D (1GHz~18GHz)_2020	Temp. / Humidity	23.5℃/43%
Polarity	Horizontal	Site / Test Engineer	AC1 / Jay Chu
Test Mode	Transmit by 802.11ac-VHT20 at channel 5580MHz (Beamforming Mode)	Test Voltage	120V/60Hz

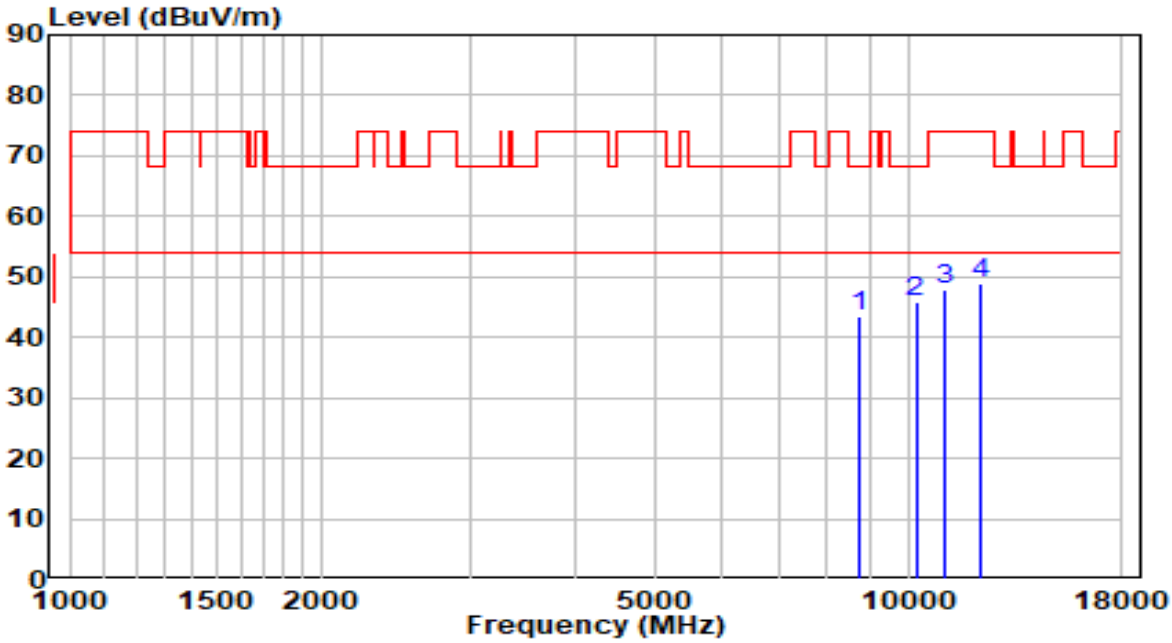

No		Frequency (MHz)	Reading (dBuV)	C.F (dB)	Measurement (dBuV/m)	Margin (dB)	Limit (dBuV/m)	Remark (QP/PK/AV)
1		8743.500	30.53	13.05	43.59	-24.61	68.20	Peak
2	*	10214.000	29.68	16.09	45.77	-22.43	68.20	Peak
3		11081.000	29.93	17.89	47.82	-26.18	74.00	Peak
4		12245.500	30.97	17.86	48.83	-25.17	74.00	Peak

Note:

1. " *", means this data is the worst emission level.
2. C.F (Correction Factor) = Antenna Factor (dB)+ Cable Loss (dB)- Preamplifier(dB).
3. Measurement(dBuV/m) = Reading(dBuV) + C.F (Correction Factor).
4.The emission levels of other frequencies are very lower than the limit and not show in test report.

EUT	AX5400 Wi-Fi 6 Router	Date of Test	2020-09-30
Factor	BBHA 9120D (1GHz~18GHz)_2020	Temp. / Humidity	23.5℃/43%
Polarity	Vertical	Site / Test Engineer	AC1 / Jay Chu
Test Mode	Transmit by 802.11ac-VHT20 at channel 5580MHz (Beamforming Mode)	Test Voltage	120V/60Hz

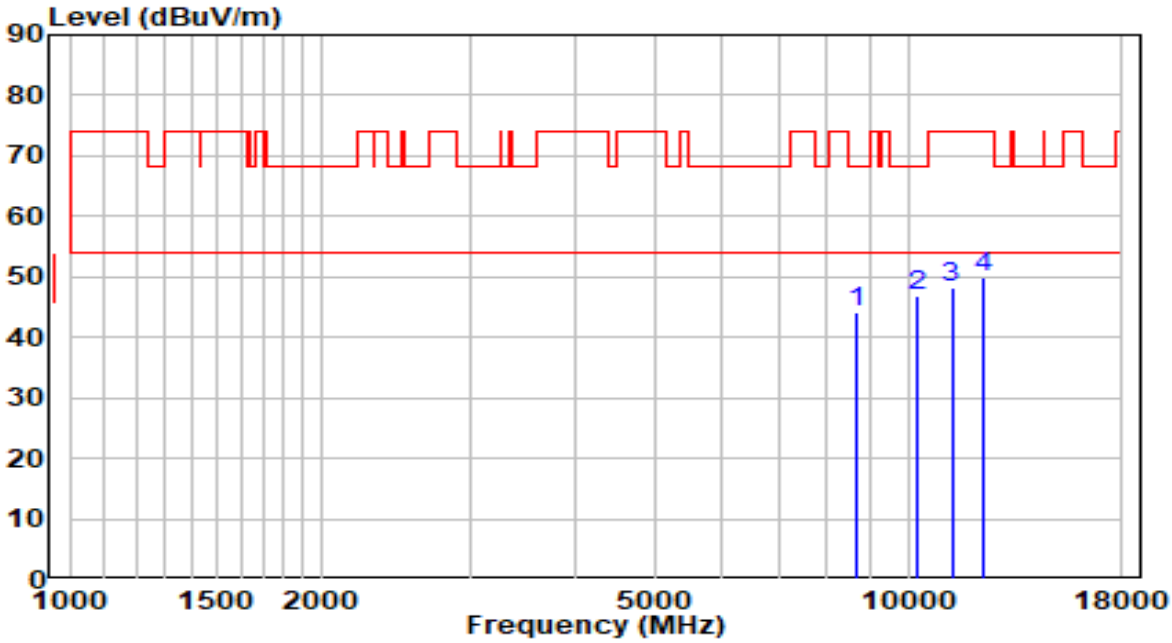

No		Frequency (MHz)	Reading (dBuV)	C.F (dB)	Measurement (dBuV/m)	Margin (dB)	Limit (dBuV/m)	Remark (QP/PK/AV)
1		8658.500	31.36	12.84	44.20	-24.00	68.20	Peak
2	*	10282.000	30.54	16.32	46.86	-21.34	68.20	Peak
3		11268.000	29.97	18.14	48.11	-25.89	74.00	Peak
4		12288.000	31.96	17.87	49.83	-24.17	74.00	Peak

Note:

1. " *", means this data is the worst emission level.
2. C.F (Correction Factor) = Antenna Factor (dB)+ Cable Loss (dB)- Preamplifier(dB).
3. Measurement(dBuV/m) = Reading(dBuV) + C.F (Correction Factor).
4.The emission levels of other frequencies are very lower than the limit and not show in test report.

EUT	AX5400 Wi-Fi 6 Router	Date of Test	2020-09-30
Factor	BBHA 9120D (1GHz~18GHz)_2020	Temp. / Humidity	23.5℃/43%
Polarity	Horizontal	Site / Test Engineer	AC1 / Jay Chu
Test Mode	Transmit by 802.11ac-VHT20 at channel 5700MHz (Beamforming Mode)	Test Voltage	120V/60Hz

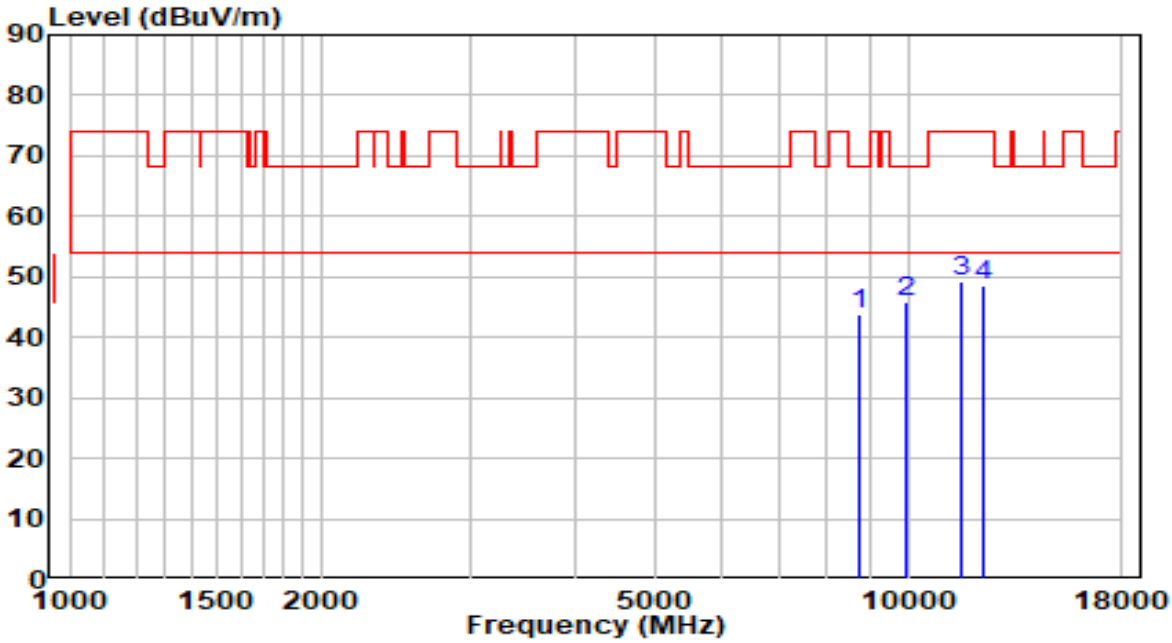

No		Frequency (MHz)	Reading (dBuV)	C.F (dB)	Measurement (dBuV/m)	Margin (dB)	Limit (dBuV/m)	Remark (QP/PK/AV)
1		8769.000	30.69	13.11	43.80	-24.40	68.20	Peak
2	*	9933.500	30.60	15.23	45.84	-22.36	68.20	Peak
3		11599.500	30.84	18.32	49.17	-24.83	74.00	Peak
4		12279.500	30.56	17.87	48.43	-25.57	74.00	Peak

Note:

1. " *", means this data is the worst emission level.
2. C.F (Correction Factor) = Antenna Factor (dB)+ Cable Loss (dB)- Preamplifier(dB).
3. Measurement(dBuV/m) = Reading(dBuV) + C.F (Correction Factor).
4.The emission levels of other frequencies are very lower than the limit and not show in test report.

EUT	AX5400 Wi-Fi 6 Router	Date of Test	2020-09-30
Factor	BBHA 9120D (1GHz~18GHz)_2020	Temp. / Humidity	23.5℃/43%
Polarity	Vertical	Site / Test Engineer	AC1 / Jay Chu
Test Mode	Transmit by 802.11ac-VHT20 at channel 5700MHz (Beamforming Mode)	Test Voltage	120V/60Hz

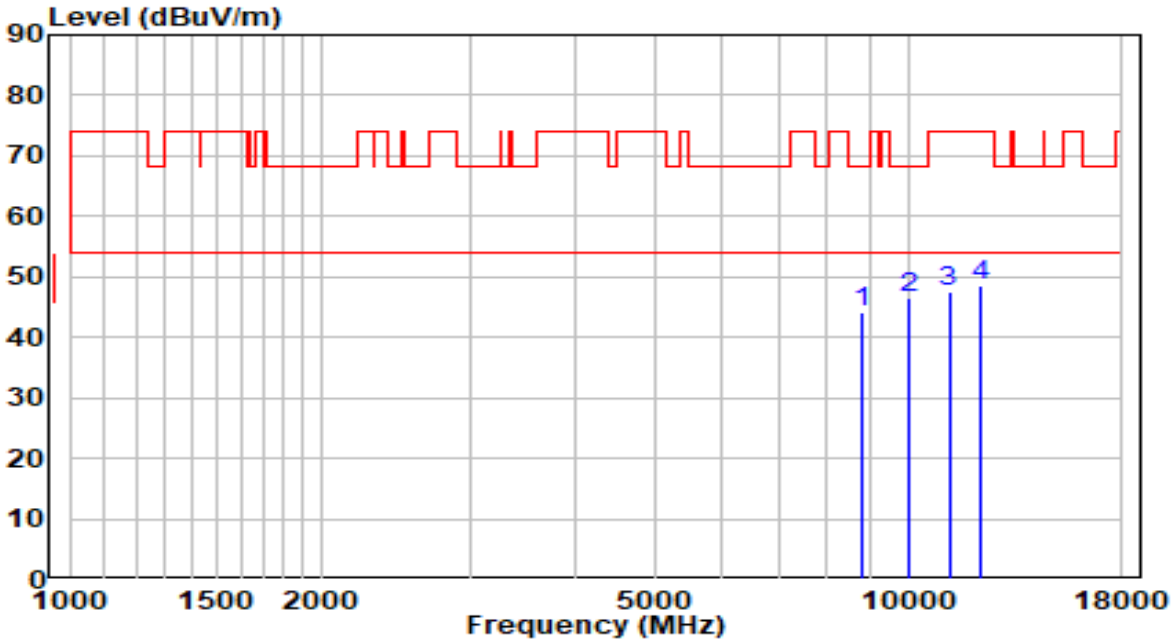

No		Frequency (MHz)	Reading (dBuV)	C.F (dB)	Measurement (dBuV/m)	Margin (dB)	Limit (dBuV/m)	Remark (QP/PK/AV)
1		8794.500	30.96	13.18	44.13	-24.07	68.20	Peak
2	*	10001.500	31.00	15.37	46.36	-21.84	68.20	Peak
3		11183.000	29.49	18.03	47.52	-26.48	74.00	Peak
4		12169.000	30.84	17.85	48.69	-25.31	74.00	Peak

Note:

1. " *", means this data is the worst emission level.
2. C.F (Correction Factor) = Antenna Factor (dB)+ Cable Loss (dB)- Preamplifier(dB).
3. Measurement(dBuV/m) = Reading(dBuV) + C.F (Correction Factor).
4.The emission levels of other frequencies are very lower than the limit and not show in test report.

EUT	AX5400 Wi-Fi 6 Router	Date of Test	2020-09-30
Factor	BBHA 9120D (1GHz~18GHz)_2020	Temp. / Humidity	23.5℃/43%
Polarity	Horizontal	Site / Test Engineer	AC1 / Jay Chu
Test Mode	Transmit by 802.11ac-VHT20 at channel 5720MHz (Beamforming Mode)	Test Voltage	120V/60Hz

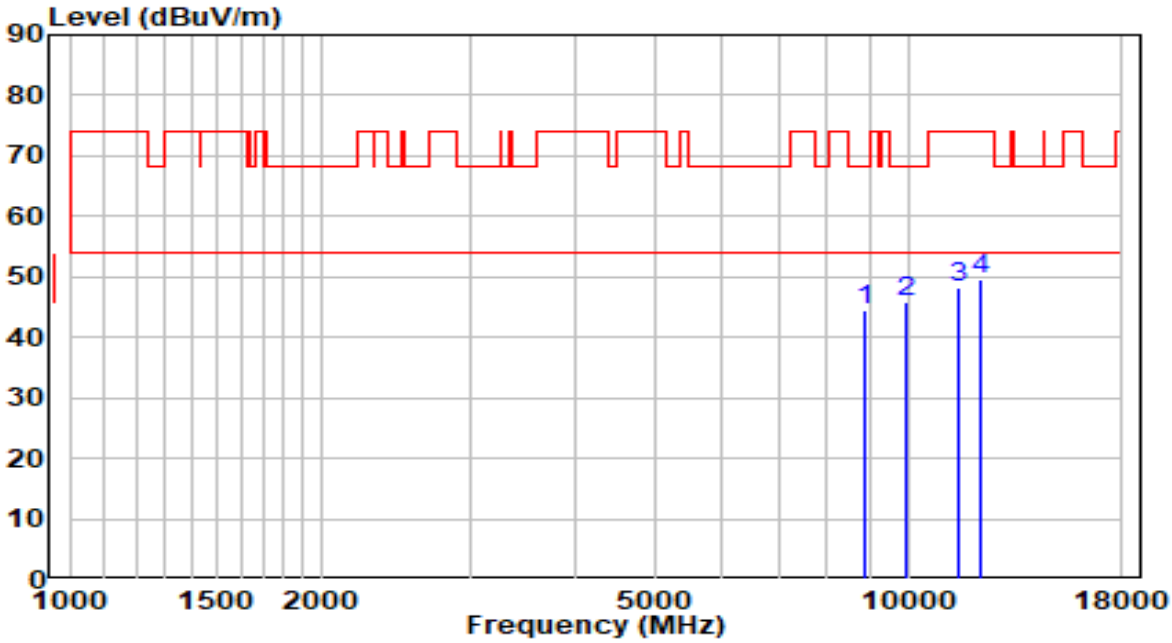

No		Frequency (MHz)	Reading (dBuV)	C.F (dB)	Measurement (dBuV/m)	Margin (dB)	Limit (dBuV/m)	Remark (QP/PK/AV)
1		8879.500	31.25	13.38	44.64	-23.56	68.20	Peak
2	*	9976.000	30.54	15.31	45.85	-22.35	68.20	Peak
3		11480.500	29.74	18.42	48.17	-25.83	74.00	Peak
4		12211.500	31.69	17.86	49.55	-24.45	74.00	Peak

Note:

1. " *", means this data is the worst emission level.
2. C.F (Correction Factor) = Antenna Factor (dB)+ Cable Loss (dB)- Preamplifier(dB).
3. Measurement(dBuV/m) = Reading(dBuV) + C.F (Correction Factor).
4.The emission levels of other frequencies are very lower than the limit and not show in test report.

EUT	AX5400 Wi-Fi 6 Router	Date of Test	2020-09-30
Factor	BBHA 9120D (1GHz~18GHz)_2020	Temp. / Humidity	23.5℃/43%
Polarity	Vertical	Site / Test Engineer	AC1 / Jay Chu
Test Mode	Transmit by 802.11ac-VHT20 at channel 5720MHz (Beamforming Mode)	Test Voltage	120V/60Hz

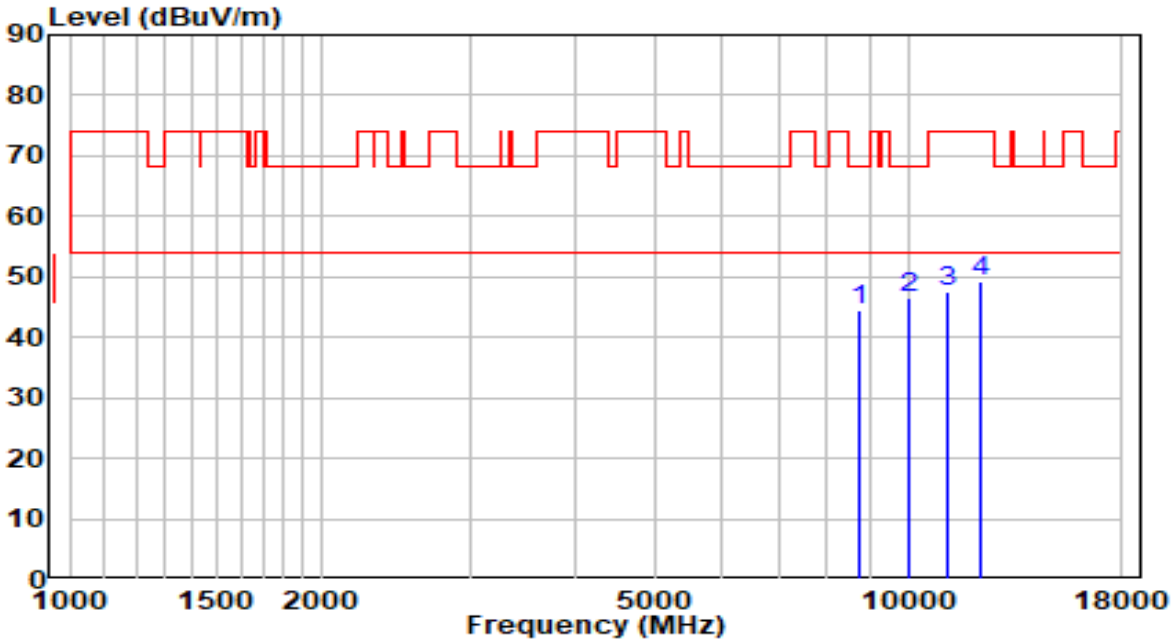

No		Frequency (MHz)	Reading (dBuV)	C.F (dB)	Measurement (dBuV/m)	Margin (dB)	Limit (dBuV/m)	Remark (QP/PK/AV)
1		8743.500	31.43	13.05	44.48	-23.72	68.20	Peak
2	*	10001.500	31.10	15.37	46.47	-21.73	68.20	Peak
3		11166.000	29.46	18.00	47.46	-26.54	74.00	Peak
4		12245.500	31.24	17.86	49.11	-24.89	74.00	Peak

Note:

1. " *", means this data is the worst emission level.
2. C.F (Correction Factor) = Antenna Factor (dB)+ Cable Loss (dB)- Preamplifier(dB).
3. Measurement(dBuV/m) = Reading(dBuV) + C.F (Correction Factor).
4.The emission levels of other frequencies are very lower than the limit and not show in test report.

EUT	AX5400 Wi-Fi 6 Router	Date of Test	2020-09-30
Factor	BBHA 9120D (1GHz~18GHz)_2020	Temp. / Humidity	23.5℃/43%
Polarity	Horizontal	Site / Test Engineer	AC1 / Jay Chu
Test Mode	Transmit by 802.11ac-VHT20 at channel 5745MHz (Beamforming Mode)	Test Voltage	120V/60Hz

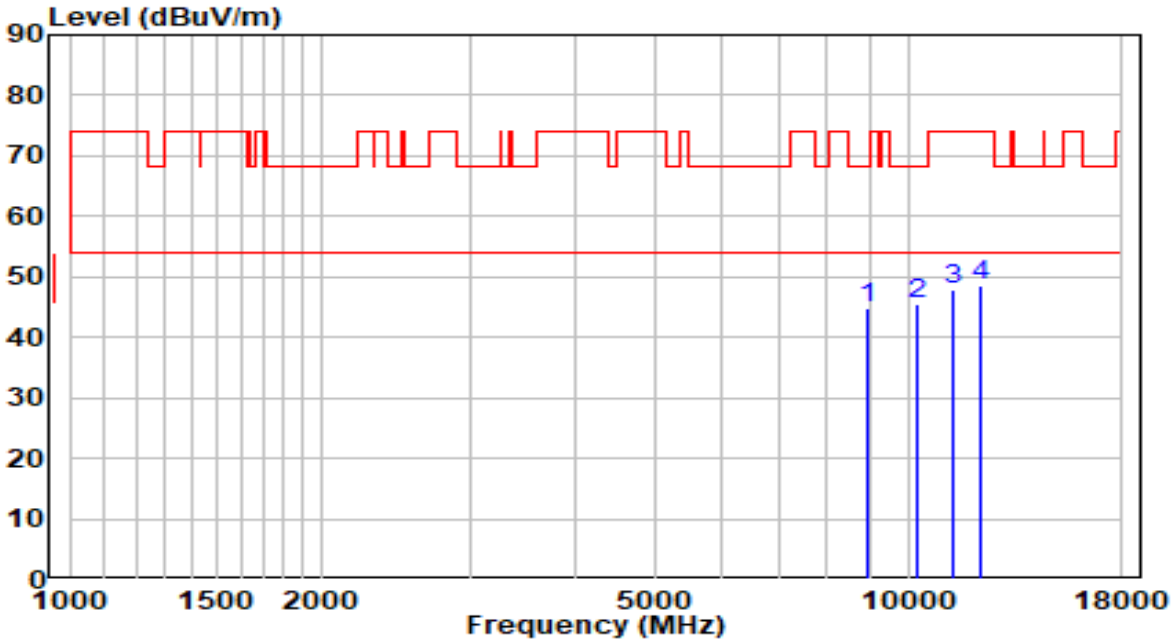

No		Frequency (MHz)	Reading (dBuV)	C.F (dB)	Measurement (dBuV/m)	Margin (dB)	Limit (dBuV/m)	Remark (QP/PK/AV)
1		8913.500	31.19	13.47	44.66	-23.54	68.20	Peak
2	*	10273.500	29.27	16.30	45.57	-22.63	68.20	Peak
3		11285.000	29.59	18.16	47.75	-26.25	74.00	Peak
4		12211.500	30.86	17.86	48.71	-25.29	74.00	Peak

Note:

1. " *", means this data is the worst emission level.
2. C.F (Correction Factor) = Antenna Factor (dB)+ Cable Loss (dB)- Preamplifier(dB).
3. Measurement(dBuV/m) = Reading(dBuV) + C.F (Correction Factor).
4.The emission levels of other frequencies are very lower than the limit and not show in test report.

EUT	AX5400 Wi-Fi 6 Router	Date of Test	2020-09-30
Factor	BBHA 9120D (1GHz~18GHz)_2020	Temp. / Humidity	23.5℃/43%
Polarity	Vertical	Site / Test Engineer	AC1 / Jay Chu
Test Mode	Transmit by 802.11ac-VHT20 at channel 5745MHz (Beamforming Mode)	Test Voltage	120V/60Hz

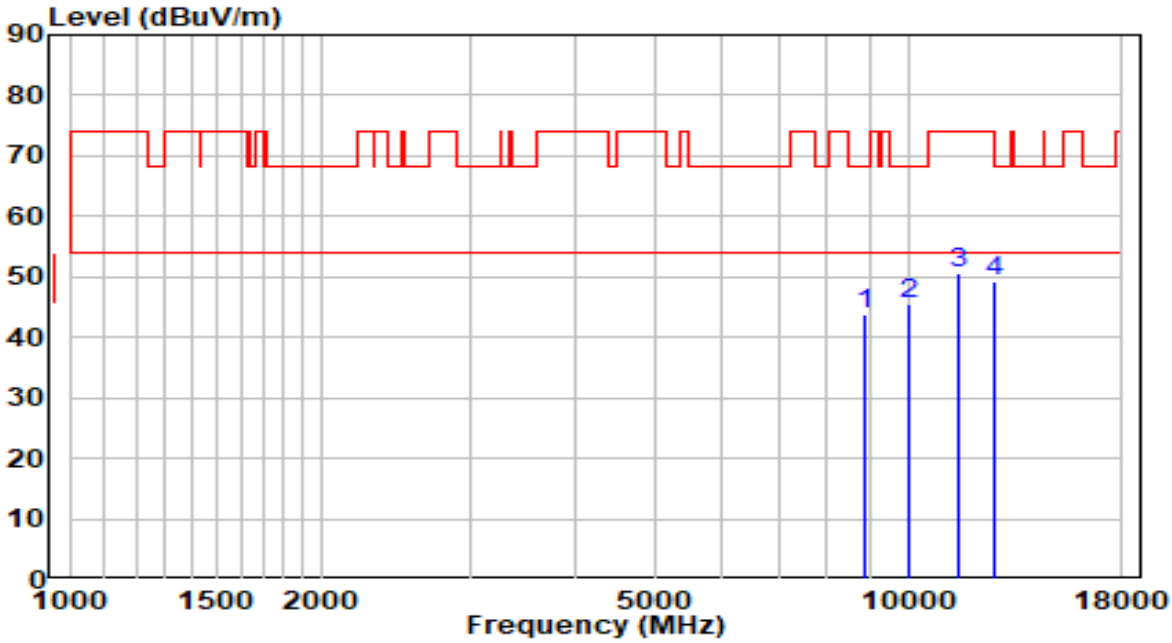

No		Frequency (MHz)	Reading (dBuV)	C.F (dB)	Measurement (dBuV/m)	Margin (dB)	Limit (dBuV/m)	Remark (QP/PK/AV)
1		8879.500	30.56	13.38	43.94	-24.26	68.20	Peak
2	*	10010.000	30.23	15.39	45.63	-22.57	68.20	Peak
3		11489.000	32.16	18.44	50.59	-23.41	74.00	Peak
4		12670.500	30.91	18.38	49.29	-24.71	74.00	Peak

Note:

1. " *", means this data is the worst emission level.
2. C.F (Correction Factor) = Antenna Factor (dB)+ Cable Loss (dB)- Preamplifier(dB).
3. Measurement(dBuV/m) = Reading(dBuV) + C.F (Correction Factor).
4.The emission levels of other frequencies are very lower than the limit and not show in test report.

EUT	AX5400 Wi-Fi 6 Router	Date of Test	2020-09-30
Factor	BBHA 9120D (1GHz~18GHz)_2020	Temp. / Humidity	23.5℃/43%
Polarity	Horizontal	Site / Test Engineer	AC1 / Jay Chu
Test Mode	Transmit by 802.11ac-VHT20 at channel 5785MHz (Beamforming Mode)	Test Voltage	120V/60Hz

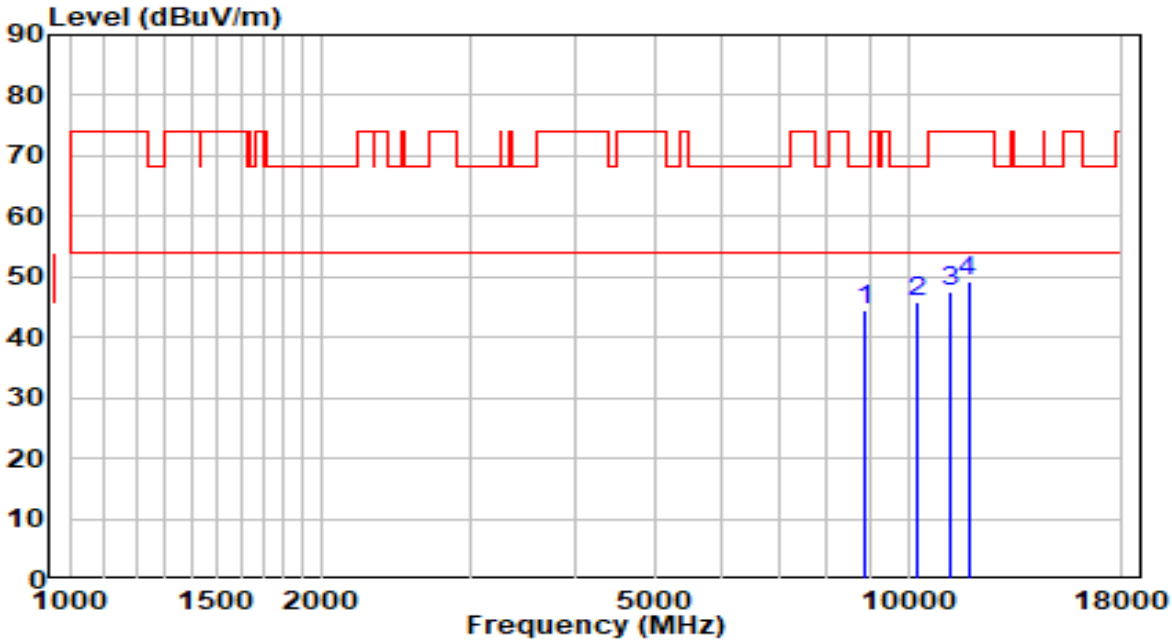

No		Frequency (MHz)	Reading (dBuV)	C.F (dB)	Measurement (dBuV/m)	Margin (dB)	Limit (dBuV/m)	Remark (QP/PK/AV)
1		8888.000	31.04	13.41	44.45	-23.75	68.20	Peak
2	*	10273.500	29.68	16.30	45.97	-22.23	68.20	Peak
3		11191.500	29.57	18.04	47.61	-26.39	74.00	Peak
4		11795.000	31.25	18.08	49.33	-24.67	74.00	Peak

Note:

1. " *", means this data is the worst emission level.
2. C.F (Correction Factor) = Antenna Factor (dB)+ Cable Loss (dB)- Preamplifier(dB).
3. Measurement(dBuV/m) = Reading(dBuV) + C.F (Correction Factor).
4.The emission levels of other frequencies are very lower than the limit and not show in test report.

EUT	AX5400 Wi-Fi 6 Router	Date of Test	2020-09-30
Factor	BBHA 9120D (1GHz~18GHz)_2020	Temp. / Humidity	23.5℃/43%
Polarity	Vertical	Site / Test Engineer	AC1 / Jay Chu
Test Mode	Transmit by 802.11ac-VHT20 at channel 5785MHz (Beamforming Mode)	Test Voltage	120V/60Hz

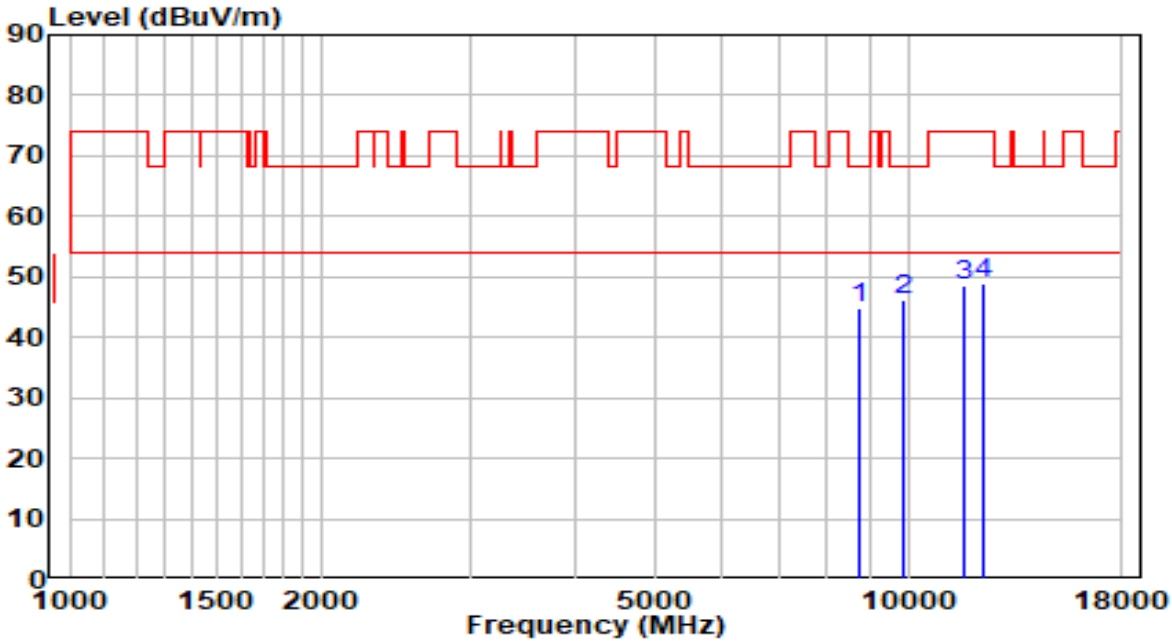

No		Frequency (MHz)	Reading (dBuV)	C.F (dB)	Measurement (dBuV/m)	Margin (dB)	Limit (dBuV/m)	Remark (QP/PK/AV)
1		8752.000	31.77	13.07	44.85	-23.35	68.20	Peak
2	*	9857.000	31.17	15.09	46.26	-21.94	68.20	Peak
3		11642.000	30.26	18.27	48.53	-25.47	74.00	Peak
4		12296.500	30.88	17.87	48.75	-25.25	74.00	Peak

Note:

1. " *", means this data is the worst emission level.
2. C.F (Correction Factor) = Antenna Factor (dB)+ Cable Loss (dB)- Preamplifier(dB).
3. Measurement(dBuV/m) = Reading(dBuV) + C.F (Correction Factor).
4.The emission levels of other frequencies are very lower than the limit and not show in test report.

EUT	AX5400 Wi-Fi 6 Router	Date of Test	2020-09-30
Factor	BBHA 9120D (1GHz~18GHz)_2020	Temp. / Humidity	23.5℃/43%
Polarity	Horizontal	Site / Test Engineer	AC1 / Jay Chu
Test Mode	Transmit by 802.11ac-VHT20 at channel 5825MHz (Beamforming Mode)	Test Voltage	120V/60Hz

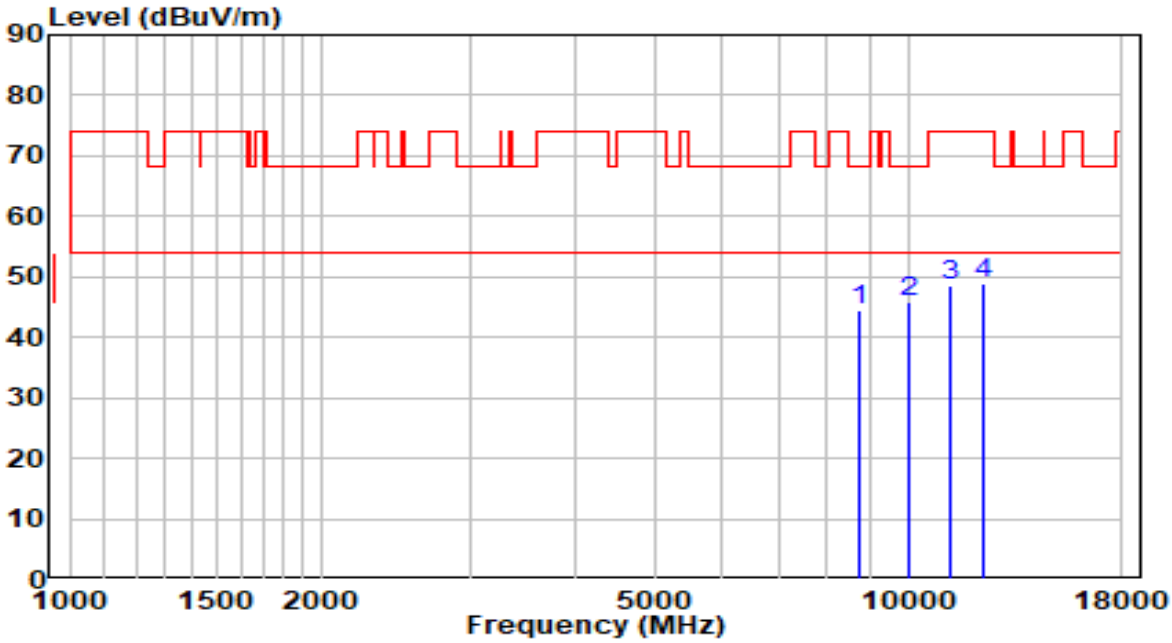

No		Frequency (MHz)	Reading (dBuV)	C.F (dB)	Measurement (dBuV/m)	Margin (dB)	Limit (dBuV/m)	Remark (QP/PK/AV)
1		8735.000	31.41	13.03	44.44	-23.76	68.20	Peak
2	*	10001.500	30.48	15.37	45.85	-22.35	68.20	Peak
3		11191.500	30.47	18.04	48.51	-25.49	74.00	Peak
4		12279.500	31.02	17.87	48.89	-25.11	74.00	Peak

Note:

1. " *", means this data is the worst emission level.
2. C.F (Correction Factor) = Antenna Factor (dB)+ Cable Loss (dB)- Preamplifier(dB).
3. Measurement(dBuV/m) = Reading(dBuV) + C.F (Correction Factor).
4.The emission levels of other frequencies are very lower than the limit and not show in test report.

EUT	AX5400 Wi-Fi 6 Router	Date of Test	2020-09-30
Factor	BBHA 9120D (1GHz~18GHz)_2020	Temp. / Humidity	23.5℃/43%
Polarity	Vertical	Site / Test Engineer	AC1 / Jay Chu
Test Mode	Transmit by 802.11ac-VHT20 at channel 5825MHz (Beamforming Mode)	Test Voltage	120V/60Hz

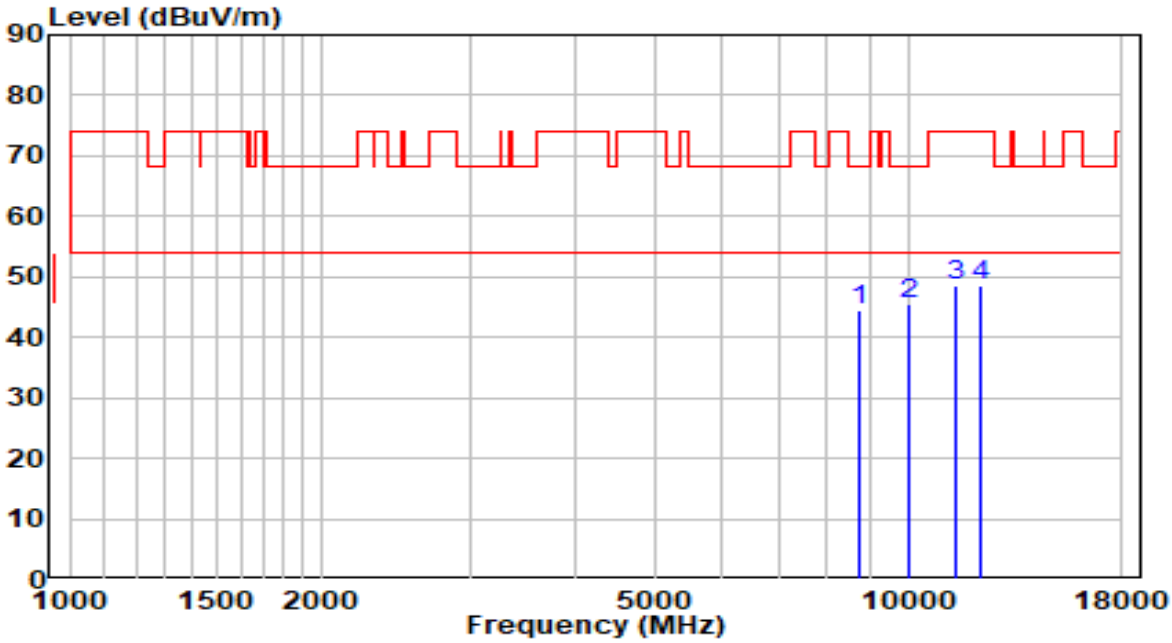

No		Frequency (MHz)	Reading (dBuV)	C.F (dB)	Measurement (dBuV/m)	Margin (dB)	Limit (dBuV/m)	Remark (QP/PK/AV)
1		8735.000	31.29	13.03	44.33	-23.87	68.20	Peak
2	*	9993.000	30.09	15.35	45.44	-22.76	68.20	Peak
3		11370.000	30.35	18.28	48.62	-25.38	74.00	Peak
4		12169.000	30.80	17.85	48.65	-25.35	74.00	Peak

Note:

1. " *", means this data is the worst emission level.
2. C.F (Correction Factor) = Antenna Factor (dB)+ Cable Loss (dB)- Preamplifier(dB).
3. Measurement(dBuV/m) = Reading(dBuV) + C.F (Correction Factor).
4.The emission levels of other frequencies are very lower than the limit and not show in test report.

EUT	AX5400 Wi-Fi 6 Router	Date of Test	2020-09-30
Factor	BBHA 9120D (1GHz~18GHz)_2020	Temp. / Humidity	23.5℃/43%
Polarity	Horizontal	Site / Test Engineer	AC1 / Jay Chu
Test Mode	Transmit by 802.11ac-VHT40 at channel 5190MHz (Beamforming Mode)	Test Voltage	120V/60Hz

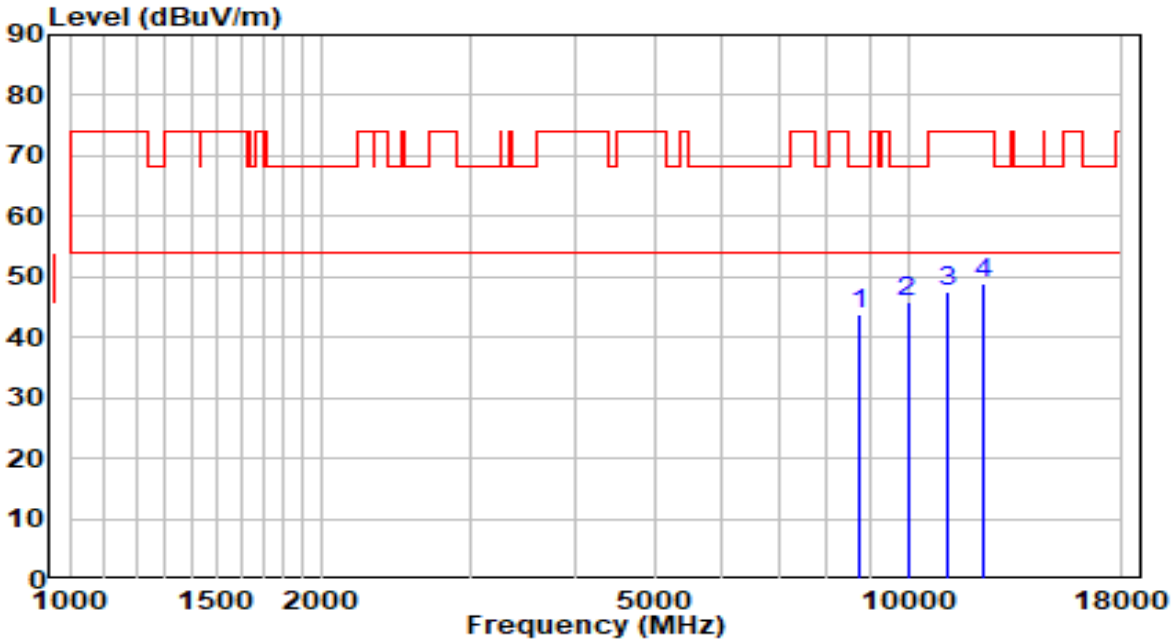

No		Frequency (MHz)	Reading (dBuV)	C.F (dB)	Measurement (dBuV/m)	Margin (dB)	Limit (dBuV/m)	Remark (QP/PK/AV)
1		8735.000	30.88	13.03	43.91	-24.29	68.20	Peak
2	*	9984.500	30.65	15.33	45.98	-22.22	68.20	Peak
3		11174.500	29.63	18.01	47.64	-26.36	74.00	Peak
4		12288.000	31.13	17.87	49.00	-25.00	74.00	Peak

Note:

1. " *", means this data is the worst emission level.
2. C.F (Correction Factor) = Antenna Factor (dB)+ Cable Loss (dB)- Preamplifier(dB).
3. Measurement(dBuV/m) = Reading(dBuV) + C.F (Correction Factor).
4.The emission levels of other frequencies are very lower than the limit and not show in test report.

EUT	AX5400 Wi-Fi 6 Router	Date of Test	2020-09-30
Factor	BBHA 9120D (1GHz~18GHz)_2020	Temp. / Humidity	23.5℃/43%
Polarity	Vertical	Site / Test Engineer	AC1 / Jay Chu
Test Mode	Transmit by 802.11ac-VHT40 at channel 5190MHz (Beamforming Mode)	Test Voltage	120V/60Hz

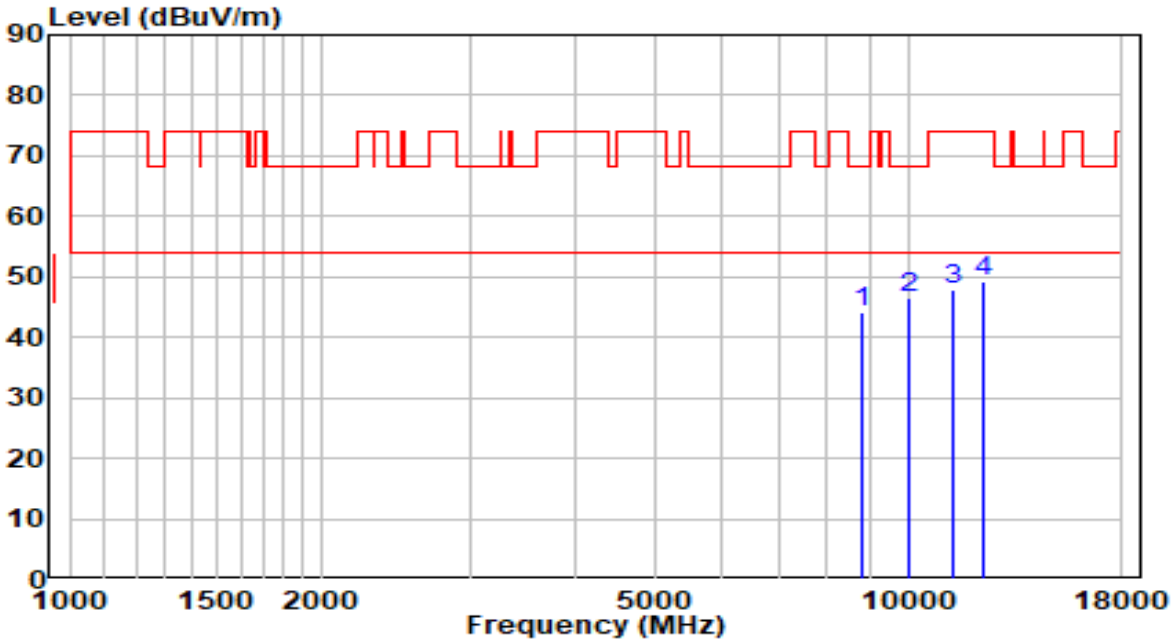

No		Frequency (MHz)	Reading (dBuV)	C.F (dB)	Measurement (dBuV/m)	Margin (dB)	Limit (dBuV/m)	Remark (QP/PK/AV)
1		8811.500	30.77	13.22	43.98	-24.22	68.20	Peak
2	*	10001.500	31.08	15.37	46.45	-21.75	68.20	Peak
3		11353.000	29.62	18.25	47.87	-26.13	74.00	Peak
4		12288.000	31.31	17.87	49.18	-24.82	74.00	Peak

Note:

1. " *", means this data is the worst emission level.
2. C.F (Correction Factor) = Antenna Factor (dB)+ Cable Loss (dB)- Preamplifier(dB).
3. Measurement(dBuV/m) = Reading(dBuV) + C.F (Correction Factor).
4.The emission levels of other frequencies are very lower than the limit and not show in test report.

EUT	AX5400 Wi-Fi 6 Router	Date of Test	2020-09-30
Factor	BBHA 9120D (1GHz~18GHz)_2020	Temp. / Humidity	23.5℃/43%
Polarity	Horizontal	Site / Test Engineer	AC1 / Jay Chu
Test Mode	Transmit by 802.11ac-VHT40 at channel 5230MHz (Beamforming Mode)	Test Voltage	120V/60Hz

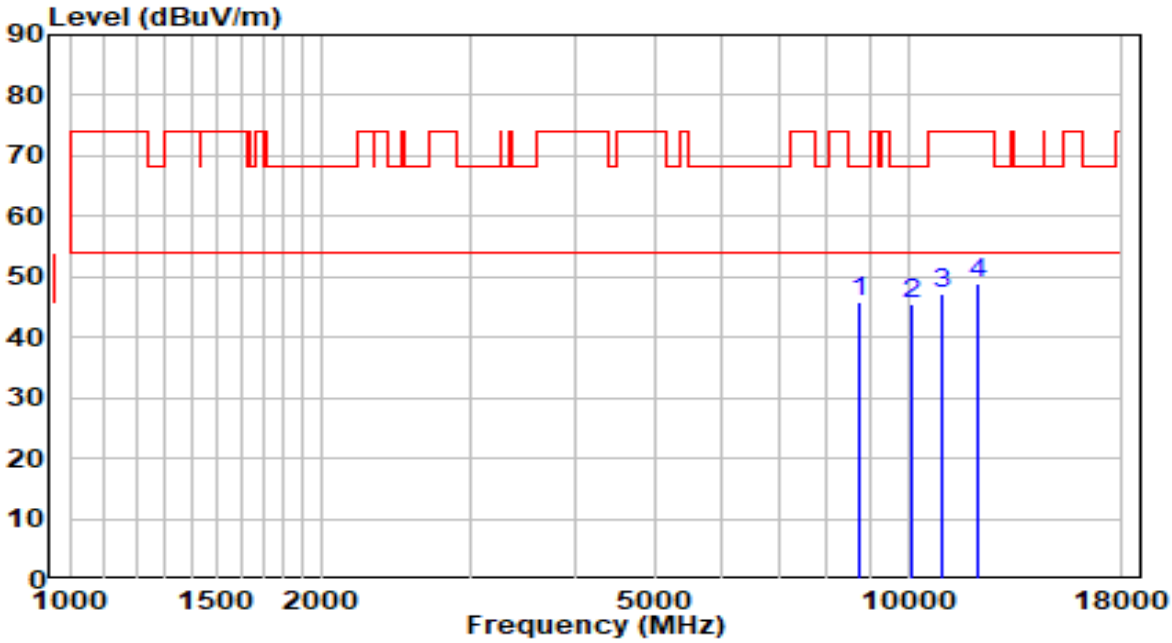

No		Frequency (MHz)	Reading (dBuV)	C.F (dB)	Measurement (dBuV/m)	Margin (dB)	Limit (dBuV/m)	Remark (QP/PK/AV)
1	*	8769.000	32.68	13.11	45.79	-22.41	68.20	Peak
2		10112.000	29.88	15.74	45.62	-22.58	68.20	Peak
3		10970.500	29.48	17.74	47.22	-26.78	74.00	Peak
4		12143.500	30.90	17.84	48.74	-25.26	74.00	Peak

Note:

1. " *", means this data is the worst emission level.
2. C.F (Correction Factor) = Antenna Factor (dB)+ Cable Loss (dB)- Preamplifier(dB).
3. Measurement(dBuV/m) = Reading(dBuV) + C.F (Correction Factor).
4.The emission levels of other frequencies are very lower than the limit and not show in test report.

EUT	AX5400 Wi-Fi 6 Router	Date of Test	2020-09-30
Factor	BBHA 9120D (1GHz~18GHz)_2020	Temp. / Humidity	23.5℃/43%
Polarity	Vertical	Site / Test Engineer	AC1 / Jay Chu
Test Mode	Transmit by 802.11ac-VHT40 at channel 5230MHz (Beamforming Mode)	Test Voltage	120V/60Hz

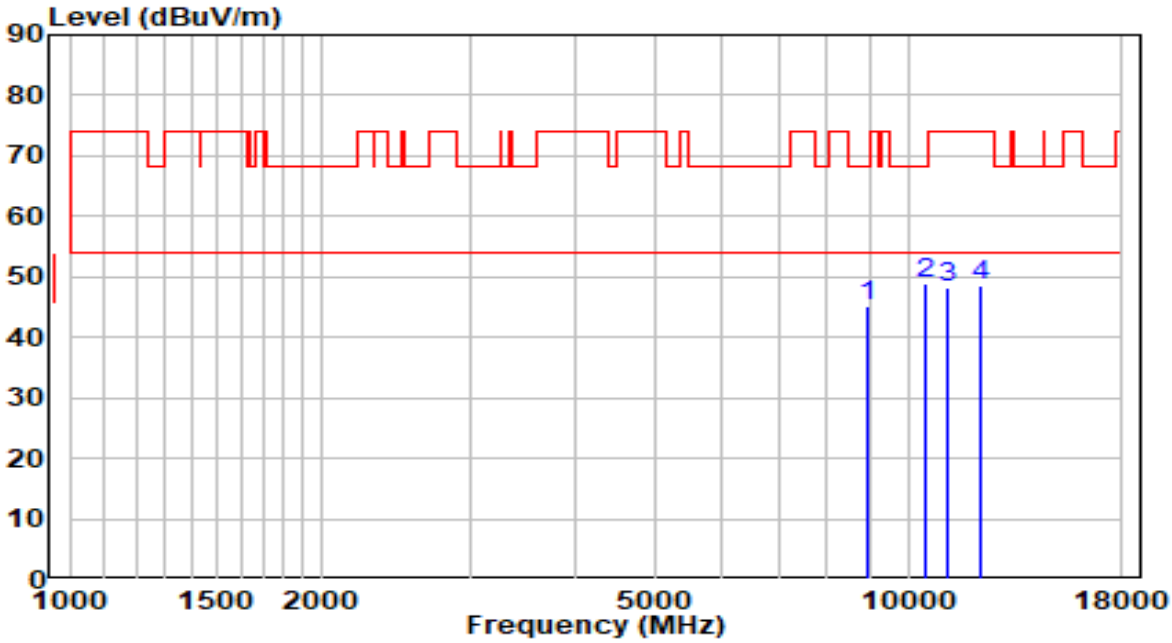

No		Frequency (MHz)	Reading (dBuV)	C.F (dB)	Measurement (dBuV/m)	Margin (dB)	Limit (dBuV/m)	Remark (QP/PK/AV)
1		8964.500	31.42	13.59	45.01	-23.19	68.20	Peak
2	*	10460.500	32.03	16.93	48.97	-19.23	68.20	Peak
3		11132.000	30.30	17.96	48.25	-25.75	74.00	Peak
4		12211.500	30.83	17.86	48.68	-25.32	74.00	Peak

Note:

1. " *", means this data is the worst emission level.
2. C.F (Correction Factor) = Antenna Factor (dB)+ Cable Loss (dB)- Preamplifier(dB).
3. Measurement(dBuV/m) = Reading(dBuV) + C.F (Correction Factor).
4.The emission levels of other frequencies are very lower than the limit and not show in test report.

EUT	AX5400 Wi-Fi 6 Router	Date of Test	2020-09-30
Factor	BBHA 9120D (1GHz~18GHz)_2020	Temp. / Humidity	23.5℃/43%
Polarity	Horizontal	Site / Test Engineer	AC1 / Jay Chu
Test Mode	Transmit by 802.11ac-VHT40 at channel 5270MHz (Beamforming Mode)	Test Voltage	120V/60Hz

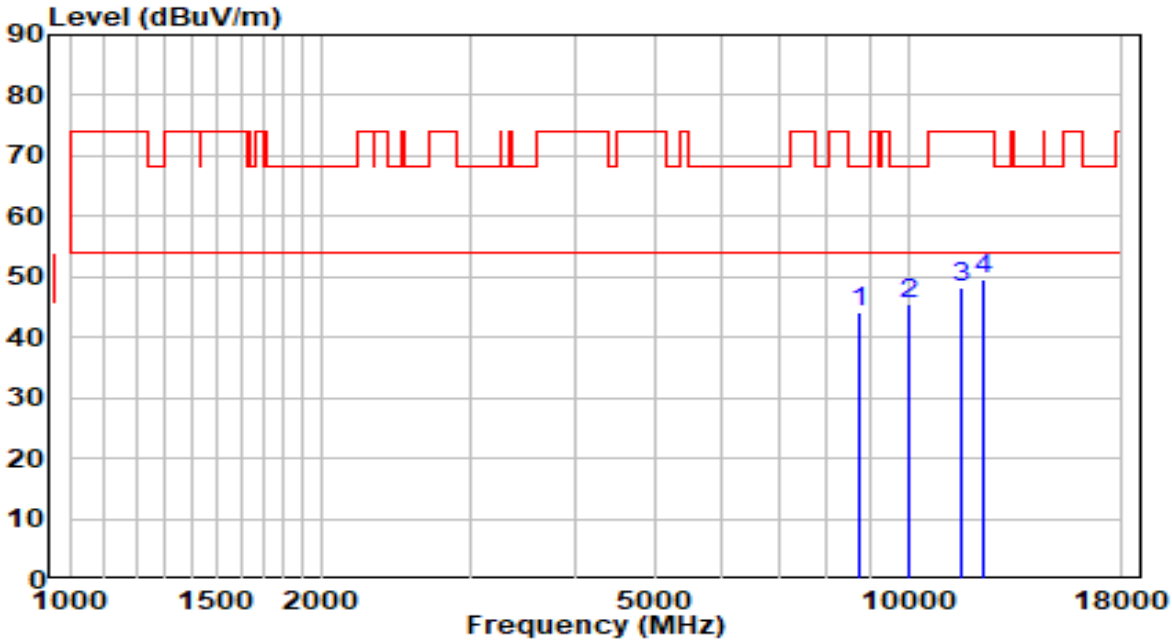

No		Frequency (MHz)	Reading (dBuV)	C.F (dB)	Measurement (dBuV/m)	Margin (dB)	Limit (dBuV/m)	Remark (QP/PK/AV)
1		8752.000	30.96	13.07	44.03	-24.17	68.20	Peak
2	*	10001.500	30.20	15.37	45.57	-22.63	68.20	Peak
3		11540.000	29.75	18.40	48.15	-25.85	74.00	Peak
4		12254.000	31.73	17.86	49.59	-24.41	74.00	Peak

Note:

1. " *", means this data is the worst emission level.
2. C.F (Correction Factor) = Antenna Factor (dB)+ Cable Loss (dB)- Preamplifier(dB).
3. Measurement(dBuV/m) = Reading(dBuV) + C.F (Correction Factor).
4.The emission levels of other frequencies are very lower than the limit and not show in test report.

EUT	AX5400 Wi-Fi 6 Router	Date of Test	2020-09-30
Factor	BBHA 9120D (1GHz~18GHz)_2020	Temp. / Humidity	23.5℃/43%
Polarity	Vertical	Site / Test Engineer	AC1 / Jay Chu
Test Mode	Transmit by 802.11ac-VHT40 at channel 5270MHz (Beamforming Mode)	Test Voltage	120V/60Hz

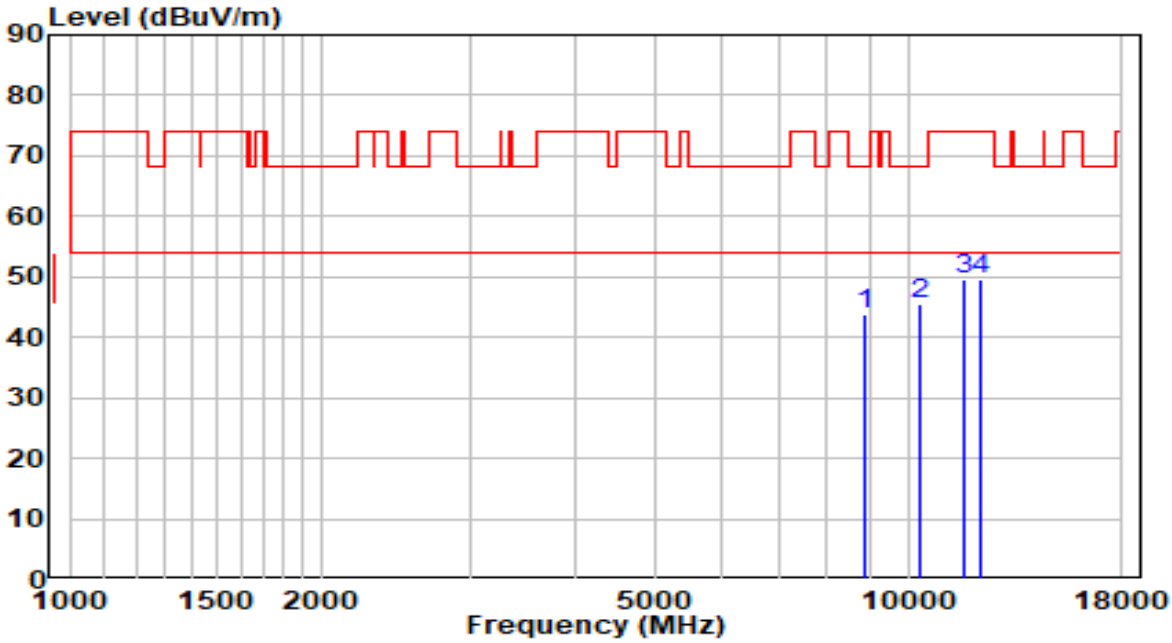

No		Frequency (MHz)	Reading (dBuV)	C.F (dB)	Measurement (dBuV/m)	Margin (dB)	Limit (dBuV/m)	Remark (QP/PK/AV)
1		8871.000	30.44	13.36	43.81	-24.39	68.20	Peak
2	*	10333.000	29.11	16.50	45.61	-22.59	68.20	Peak
3		11684.500	31.33	18.22	49.54	-24.46	74.00	Peak
4		12237.000	31.65	17.86	49.51	-24.49	74.00	Peak

Note:

1. " *", means this data is the worst emission level.
2. C.F (Correction Factor) = Antenna Factor (dB)+ Cable Loss (dB)- Preamplifier(dB).
3. Measurement(dBuV/m) = Reading(dBuV) + C.F (Correction Factor).
4.The emission levels of other frequencies are very lower than the limit and not show in test report.

EUT	AX5400 Wi-Fi 6 Router	Date of Test	2020-09-30
Factor	BBHA 9120D (1GHz~18GHz)_2020	Temp. / Humidity	23.5℃/43%
Polarity	Horizontal	Site / Test Engineer	AC1 / Jay Chu
Test Mode	Transmit by 802.11ac-VHT40 at channel 5310MHz (Beamforming Mode)	Test Voltage	120V/60Hz

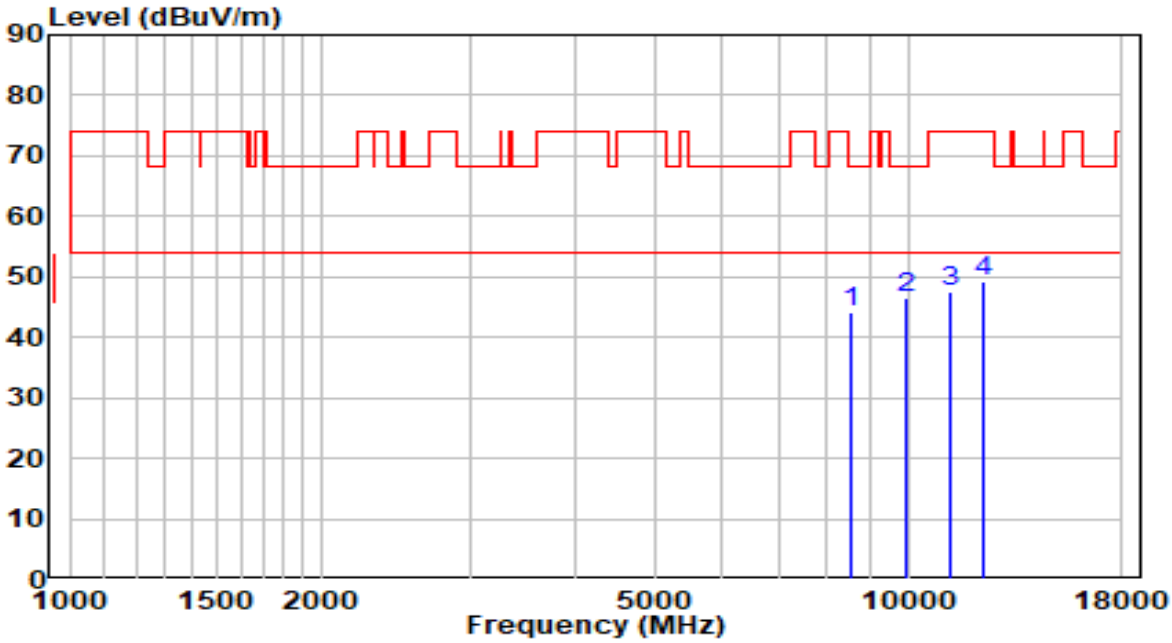

No		Frequency (MHz)	Reading (dBuV)	C.F (dB)	Measurement (dBuV/m)	Margin (dB)	Limit (dBuV/m)	Remark (QP/PK/AV)
1		8548.000	31.66	12.57	44.23	-23.97	68.20	Peak
2	*	9976.000	31.14	15.31	46.46	-21.74	68.20	Peak
3		11217.000	29.35	18.07	47.42	-26.58	74.00	Peak
4		12288.000	31.46	17.87	49.33	-24.67	74.00	Peak

Note:

1. " *", means this data is the worst emission level.
2. C.F (Correction Factor) = Antenna Factor (dB)+ Cable Loss (dB)- Preamplifier(dB).
3. Measurement(dBuV/m) = Reading(dBuV) + C.F (Correction Factor).
4.The emission levels of other frequencies are very lower than the limit and not show in test report.

EUT	AX5400 Wi-Fi 6 Router	Date of Test	2020-09-30
Factor	BBHA 9120D (1GHz~18GHz)_2020	Temp. / Humidity	23.5℃/43%
Polarity	Vertical	Site / Test Engineer	AC1 / Jay Chu
Test Mode	Transmit by 802.11ac-VHT40 at channel 5310MHz (Beamforming Mode)	Test Voltage	120V/60Hz

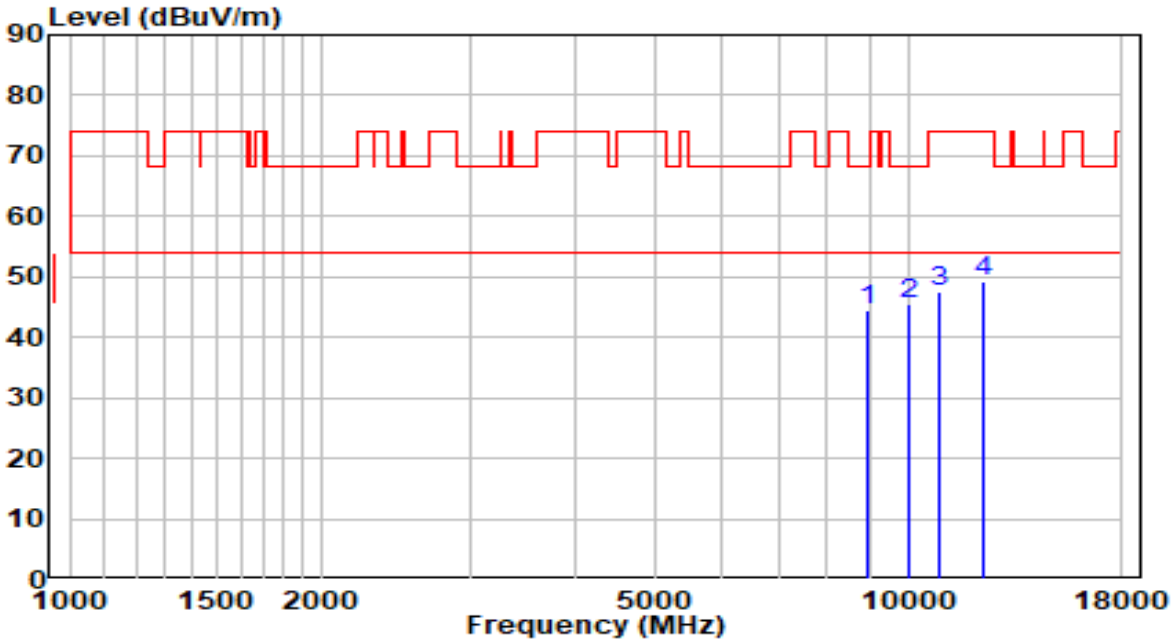

No		Frequency (MHz)	Reading (dBuV)	C.F (dB)	Measurement (dBuV/m)	Margin (dB)	Limit (dBuV/m)	Remark (QP/PK/AV)
1		8913.500	30.91	13.47	44.38	-23.82	68.20	Peak
2	*	10001.500	30.28	15.37	45.64	-22.56	68.20	Peak
3		10919.500	29.77	17.67	47.44	-26.56	74.00	Peak
4		12288.000	31.44	17.87	49.31	-24.69	74.00	Peak

Note:

1. " *", means this data is the worst emission level.
2. C.F (Correction Factor) = Antenna Factor (dB)+ Cable Loss (dB)- Preamplifier(dB).
3. Measurement(dBuV/m) = Reading(dBuV) + C.F (Correction Factor).
4.The emission levels of other frequencies are very lower than the limit and not show in test report.

EUT	AX5400 Wi-Fi 6 Router	Date of Test	2020-09-30
Factor	BBHA 9120D (1GHz~18GHz)_2020	Temp. / Humidity	23.5℃/43%
Polarity	Horizontal	Site / Test Engineer	AC1 / Jay Chu
Test Mode	Transmit by 802.11ac-VHT40 at channel 5510MHz (Beamforming Mode)	Test Voltage	120V/60Hz

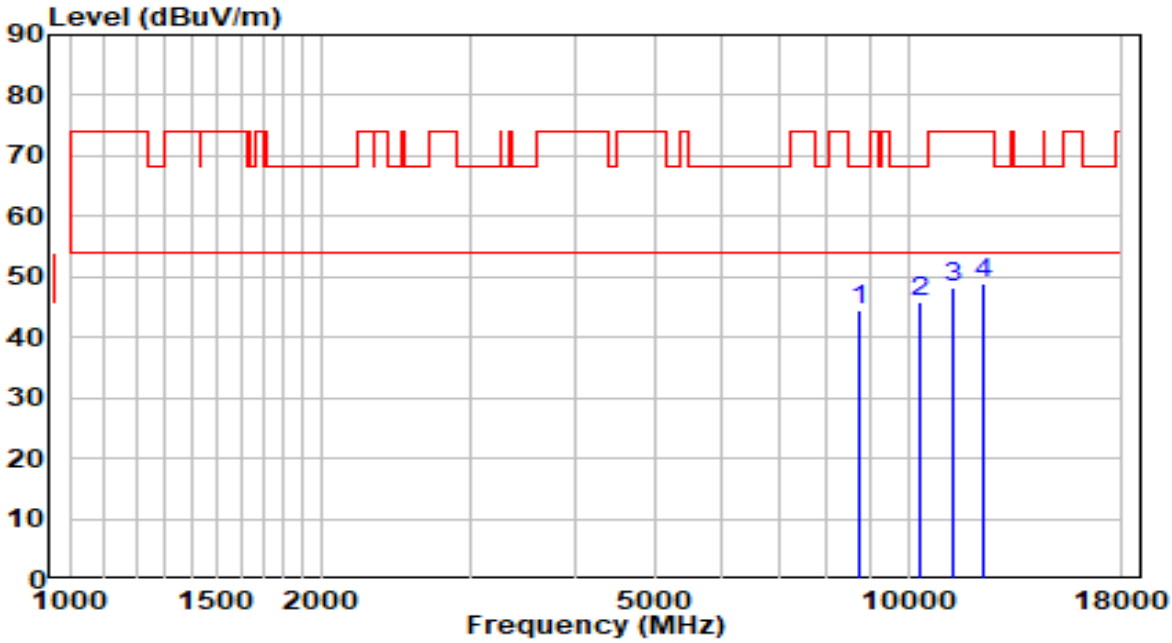

No		Frequency (MHz)	Reading (dBuV)	C.F (dB)	Measurement (dBuV/m)	Margin (dB)	Limit (dBuV/m)	Remark (QP/PK/AV)
1		8718.000	31.36	12.99	44.35	-23.85	68.20	Peak
2	*	10307.500	29.44	16.41	45.85	-22.35	68.20	Peak
3		11310.500	30.07	18.20	48.26	-25.74	74.00	Peak
4		12296.500	31.06	17.87	48.93	-25.07	74.00	Peak

Note:

1. " *", means this data is the worst emission level.
2. C.F (Correction Factor) = Antenna Factor (dB)+ Cable Loss (dB)- Preamplifier(dB).
3. Measurement(dBuV/m) = Reading(dBuV) + C.F (Correction Factor).
4.The emission levels of other frequencies are very lower than the limit and not show in test report.

EUT	AX5400 Wi-Fi 6 Router	Date of Test	2020-09-30
Factor	BBHA 9120D (1GHz~18GHz)_2020	Temp. / Humidity	23.5℃/43%
Polarity	Vertical	Site / Test Engineer	AC1 / Jay Chu
Test Mode	Transmit by 802.11ac-VHT40 at channel 5510MHz (Beamforming Mode)	Test Voltage	120V/60Hz

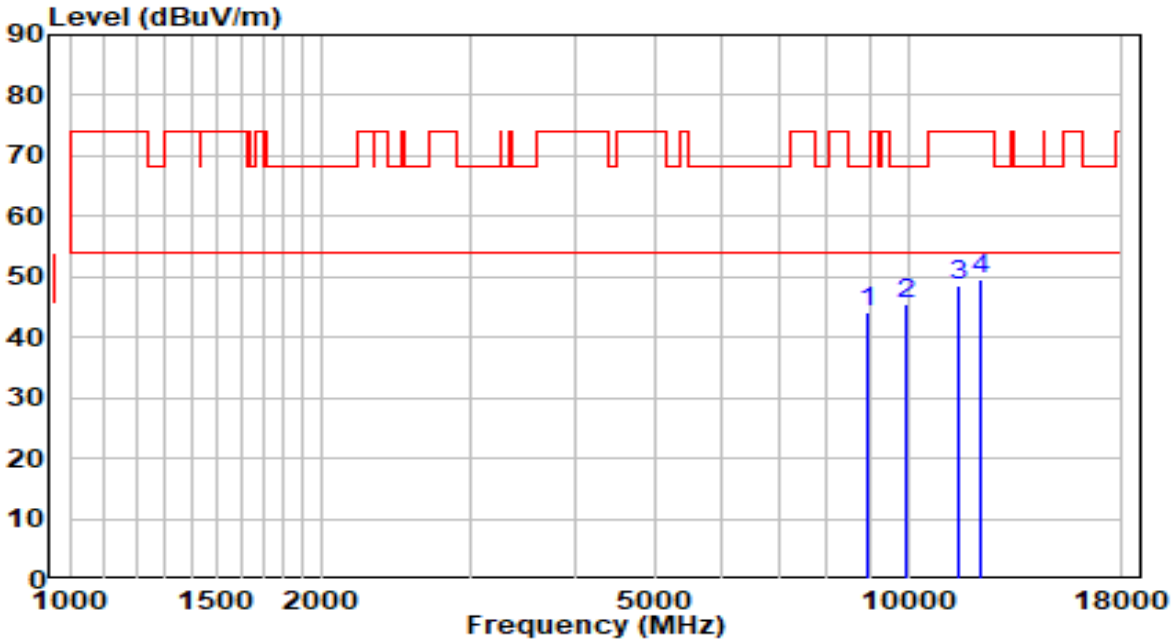

No		Frequency (MHz)	Reading (dBuV)	C.F (dB)	Measurement (dBuV/m)	Margin (dB)	Limit (dBuV/m)	Remark (QP/PK/AV)
1		8913.500	30.65	13.47	44.12	-24.08	68.20	Peak
2	*	9933.500	30.28	15.23	45.52	-22.68	68.20	Peak
3		11480.500	30.06	18.42	48.49	-25.51	74.00	Peak
4		12228.500	31.68	17.86	49.54	-24.46	74.00	Peak

Note:

1. " *", means this data is the worst emission level.
2. C.F (Correction Factor) = Antenna Factor (dB)+ Cable Loss (dB)- Preamplifier(dB).
3. Measurement(dBuV/m) = Reading(dBuV) + C.F (Correction Factor).
4.The emission levels of other frequencies are very lower than the limit and not show in test report.

EUT	AX5400 Wi-Fi 6 Router	Date of Test	2020-09-30
Factor	BBHA 9120D (1GHz~18GHz)_2020	Temp. / Humidity	23.5℃/43%
Polarity	Horizontal	Site / Test Engineer	AC1 / Jay Chu
Test Mode	Transmit by 802.11ac-VHT40 at channel 5550MHz (Beamforming Mode)	Test Voltage	120V/60Hz

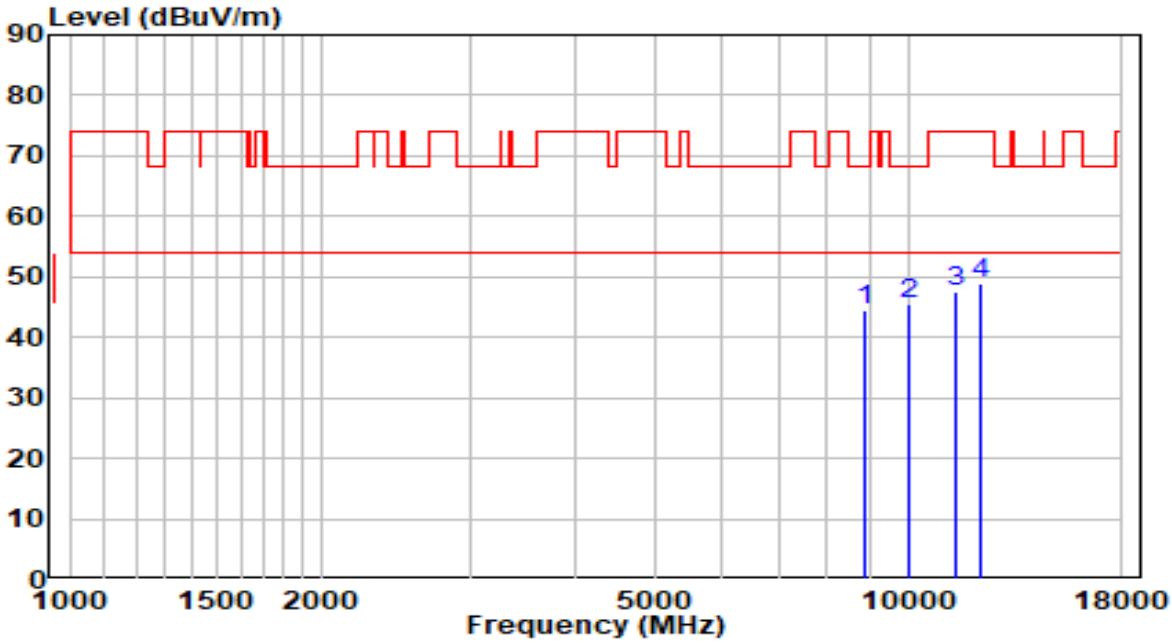

No		Frequency (MHz)	Reading (dBuV)	C.F (dB)	Measurement (dBuV/m)	Margin (dB)	Limit (dBuV/m)	Remark (QP/PK/AV)
1		8888.000	31.10	13.41	44.51	-23.69	68.20	Peak
2	*	10010.000	30.08	15.39	45.47	-22.73	68.20	Peak
3		11404.000	29.24	18.32	47.56	-26.44	74.00	Peak
4		12220.000	30.93	17.86	48.79	-25.21	74.00	Peak

Note:

1. " *", means this data is the worst emission level.
2. C.F (Correction Factor) = Antenna Factor (dB)+ Cable Loss (dB)- Preamplifier(dB).
3. Measurement(dBuV/m) = Reading(dBuV) + C.F (Correction Factor).
4.The emission levels of other frequencies are very lower than the limit and not show in test report.

EUT	AX5400 Wi-Fi 6 Router	Date of Test	2020-09-30
Factor	BBHA 9120D (1GHz~18GHz)_2020	Temp. / Humidity	23.5℃/43%
Polarity	Vertical	Site / Test Engineer	AC1 / Jay Chu
Test Mode	Transmit by 802.11ac-VHT40 at channel 5550MHz (Beamforming Mode)	Test Voltage	120V/60Hz

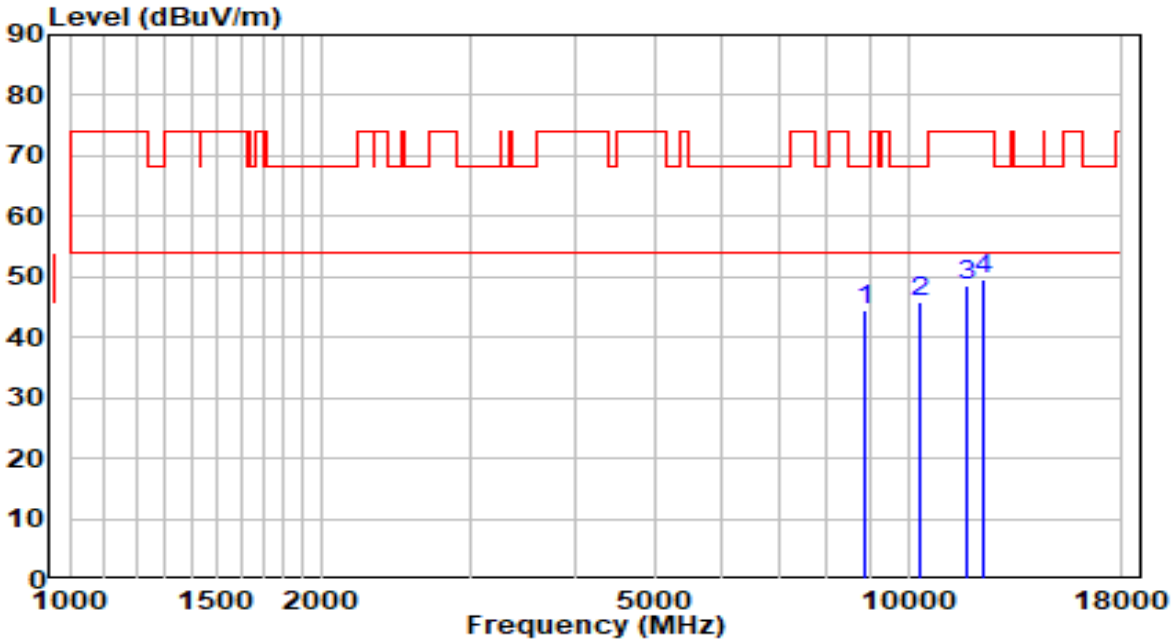

No		Frequency (MHz)	Reading (dBuV)	C.F (dB)	Measurement (dBuV/m)	Margin (dB)	Limit (dBuV/m)	Remark (QP/PK/AV)
1		8905.000	31.04	13.45	44.49	-23.71	68.20	Peak
2	*	10333.000	29.44	16.50	45.94	-22.26	68.20	Peak
3		11786.500	30.45	18.09	48.54	-25.46	74.00	Peak
4		12305.000	31.63	17.87	49.50	-24.50	74.00	Peak

Note:

1. " *", means this data is the worst emission level.
2. C.F (Correction Factor) = Antenna Factor (dB)+ Cable Loss (dB)- Preamplifier(dB).
3. Measurement(dBuV/m) = Reading(dBuV) + C.F (Correction Factor).
4.The emission levels of other frequencies are very lower than the limit and not show in test report.

EUT	AX5400 Wi-Fi 6 Router	Date of Test	2020-09-30
Factor	BBHA 9120D (1GHz~18GHz)_2020	Temp. / Humidity	23.5℃/43%
Polarity	Horizontal	Site / Test Engineer	AC1 / Jay Chu
Test Mode	Transmit by 802.11ac-VHT40 at channel 5670MHz (Beamforming Mode)	Test Voltage	120V/60Hz

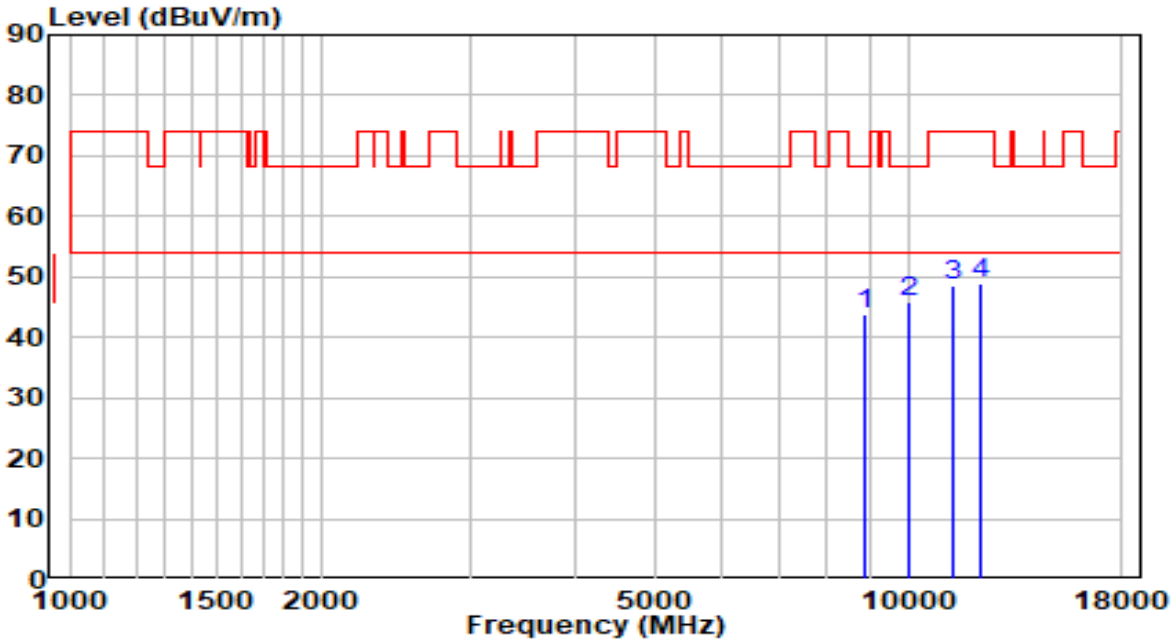

No		Frequency (MHz)	Reading (dBuV)	C.F (dB)	Measurement (dBuV/m)	Margin (dB)	Limit (dBuV/m)	Remark (QP/PK/AV)
1		8854.000	30.64	13.32	43.97	-24.23	68.20	Peak
2	*	10010.000	30.47	15.39	45.86	-22.34	68.20	Peak
3		11276.500	30.50	18.15	48.66	-25.34	74.00	Peak
4		12245.500	30.90	17.86	48.77	-25.23	74.00	Peak

Note:

1. " *", means this data is the worst emission level.
2. C.F (Correction Factor) = Antenna Factor (dB)+ Cable Loss (dB)- Preamplifier(dB).
3. Measurement(dBuV/m) = Reading(dBuV) + C.F (Correction Factor).
4.The emission levels of other frequencies are very lower than the limit and not show in test report.

EUT	AX5400 Wi-Fi 6 Router	Date of Test	2020-09-30
Factor	BBHA 9120D (1GHz~18GHz)_2020	Temp. / Humidity	23.5℃/43%
Polarity	Vertical	Site / Test Engineer	AC1 / Jay Chu
Test Mode	Transmit by 802.11ac-VHT40 at channel 5670MHz (Beamforming Mode)	Test Voltage	120V/60Hz

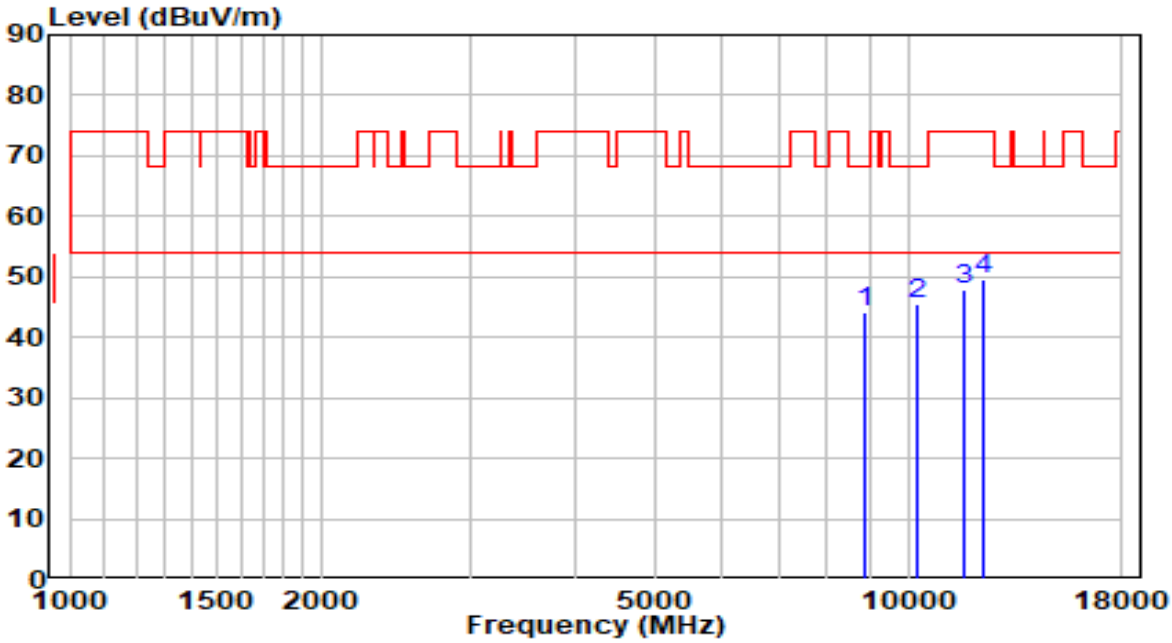

No		Frequency (MHz)	Reading (dBuV)	C.F (dB)	Measurement (dBuV/m)	Margin (dB)	Limit (dBuV/m)	Remark (QP/PK/AV)
1		8871.000	30.89	13.36	44.26	-23.94	68.20	Peak
2	*	10265.000	29.09	16.27	45.36	-22.84	68.20	Peak
3		11642.000	29.66	18.27	47.93	-26.07	74.00	Peak
4		12254.000	31.62	17.86	49.48	-24.52	74.00	Peak

Note:

1. " *", means this data is the worst emission level.
2. C.F (Correction Factor) = Antenna Factor (dB)+ Cable Loss (dB)- Preamplifier(dB).
3. Measurement(dBuV/m) = Reading(dBuV) + C.F (Correction Factor).
4.The emission levels of other frequencies are very lower than the limit and not show in test report.

EUT	AX5400 Wi-Fi 6 Router	Date of Test	2020-09-30
Factor	BBHA 9120D (1GHz~18GHz)_2020	Temp. / Humidity	23.5℃/43%
Polarity	Horizontal	Site / Test Engineer	AC1 / Jay Chu
Test Mode	Transmit by 802.11ac-VHT40 at channel 5710MHz (Beamforming Mode)	Test Voltage	120V/60Hz

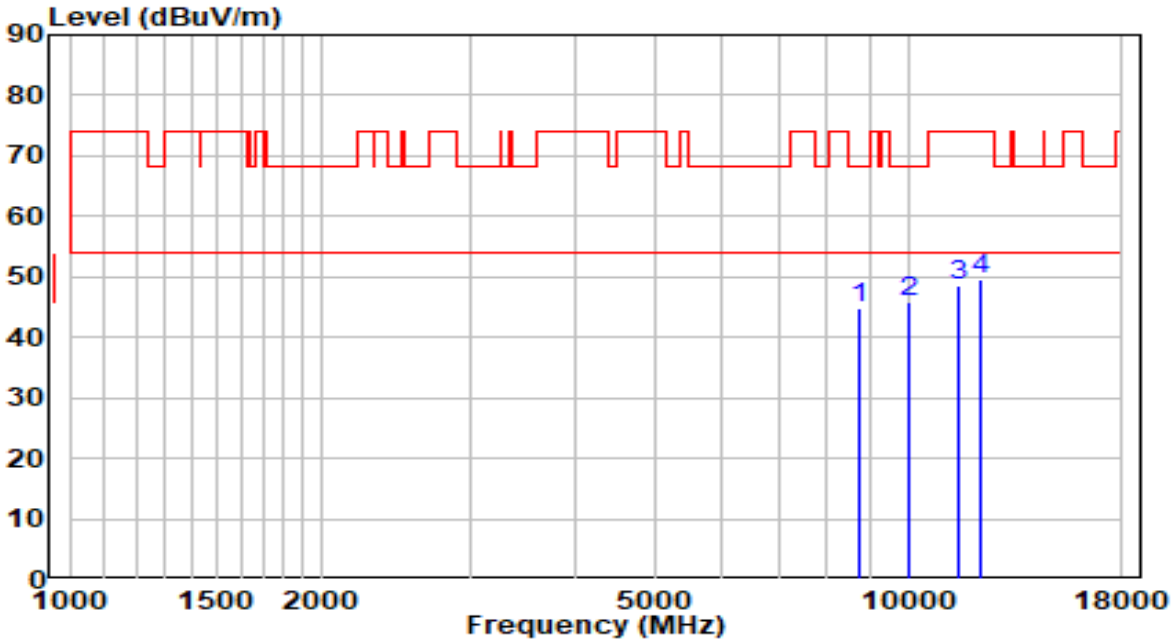

No		Frequency (MHz)	Reading (dBuV)	C.F (dB)	Measurement (dBuV/m)	Margin (dB)	Limit (dBuV/m)	Remark (QP/PK/AV)
1		8735.000	31.70	13.03	44.73	-23.47	68.20	Peak
2	*	10001.500	30.49	15.37	45.86	-22.34	68.20	Peak
3		11497.500	30.21	18.45	48.66	-25.34	74.00	Peak
4		12237.000	31.86	17.86	49.72	-24.28	74.00	Peak

Note:

1. " *", means this data is the worst emission level.
2. C.F (Correction Factor) = Antenna Factor (dB)+ Cable Loss (dB)- Preamplifier(dB).
3. Measurement(dBuV/m) = Reading(dBuV) + C.F (Correction Factor).
4.The emission levels of other frequencies are very lower than the limit and not show in test report.

EUT	AX5400 Wi-Fi 6 Router	Date of Test	2020-09-30
Factor	BBHA 9120D (1GHz~18GHz)_2020	Temp. / Humidity	23.5℃/43%
Polarity	Vertical	Site / Test Engineer	AC1 / Jay Chu
Test Mode	Transmit by 802.11ac-VHT40 at channel 5710MHz (Beamforming Mode)	Test Voltage	120V/60Hz

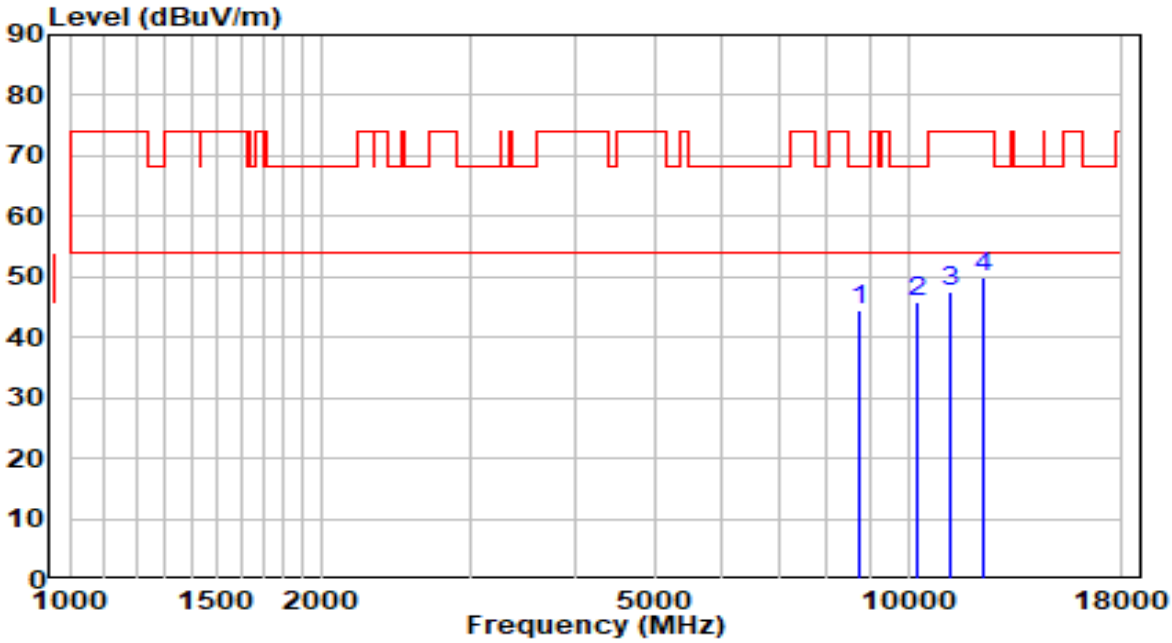

No		Frequency (MHz)	Reading (dBuV)	C.F (dB)	Measurement (dBuV/m)	Margin (dB)	Limit (dBuV/m)	Remark (QP/PK/AV)
1		8752.000	31.50	13.07	44.57	-23.63	68.20	Peak
2	*	10273.500	29.40	16.30	45.69	-22.51	68.20	Peak
3		11217.000	29.53	18.07	47.60	-26.40	74.00	Peak
4		12288.000	31.95	17.87	49.82	-24.18	74.00	Peak

Note:

1. " *", means this data is the worst emission level.
2. C.F (Correction Factor) = Antenna Factor (dB)+ Cable Loss (dB)- Preamplifier(dB).
3. Measurement(dBuV/m) = Reading(dBuV) + C.F (Correction Factor).
4.The emission levels of other frequencies are very lower than the limit and not show in test report.

EUT	AX5400 Wi-Fi 6 Router	Date of Test	2020-09-30
Factor	BBHA 9120D (1GHz~18GHz)_2020	Temp. / Humidity	23.5℃/43%
Polarity	Horizontal	Site / Test Engineer	AC1 / Jay Chu
Test Mode	Transmit by 802.11ac-VHT40 at channel 5755MHz (Beamforming Mode)	Test Voltage	120V/60Hz

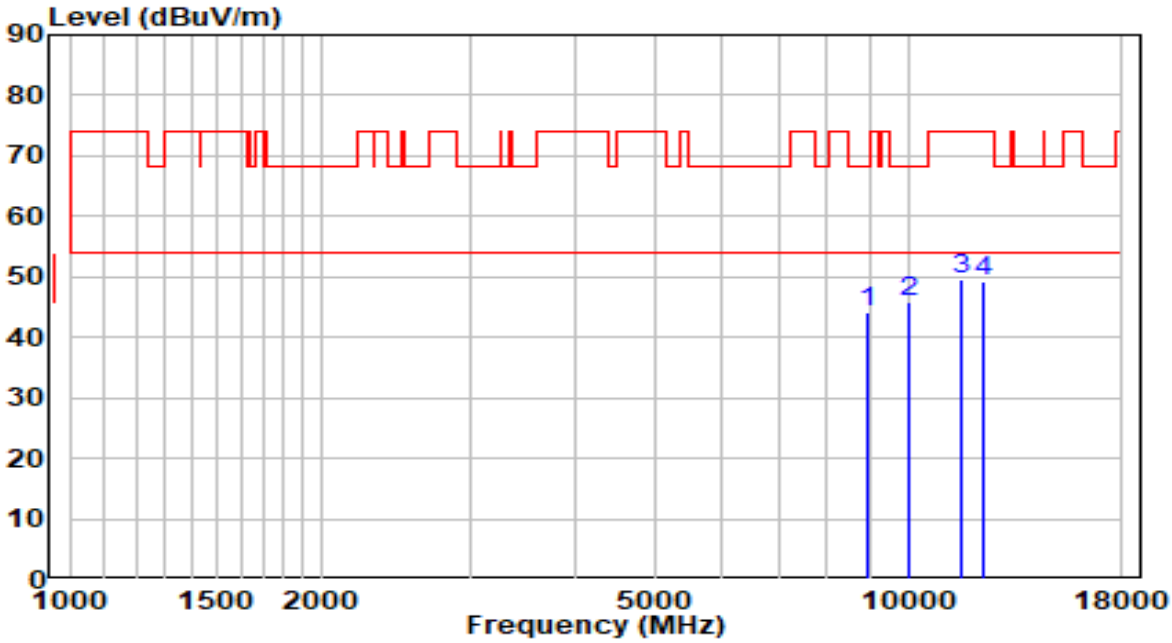

No		Frequency (MHz)	Reading (dBuV)	C.F (dB)	Measurement (dBuV/m)	Margin (dB)	Limit (dBuV/m)	Remark (QP/PK/AV)
1		8922.000	30.82	13.49	44.31	-23.89	68.20	Peak
2	*	10001.500	30.37	15.37	45.74	-22.46	68.20	Peak
3		11591.000	31.35	18.34	49.68	-24.32	74.00	Peak
4		12296.500	31.45	17.87	49.32	-24.68	74.00	Peak

Note:

1. " *", means this data is the worst emission level.
2. C.F (Correction Factor) = Antenna Factor (dB)+ Cable Loss (dB)- Preamplifier(dB).
3. Measurement(dBuV/m) = Reading(dBuV) + C.F (Correction Factor).
4.The emission levels of other frequencies are very lower than the limit and not show in test report.

EUT	AX5400 Wi-Fi 6 Router	Date of Test	2020-09-30
Factor	BBHA 9120D (1GHz~18GHz)_2020	Temp. / Humidity	23.5℃/43%
Polarity	Vertical	Site / Test Engineer	AC1 / Jay Chu
Test Mode	Transmit by 802.11ac-VHT40 at channel 5755MHz (Beamforming Mode)	Test Voltage	120V/60Hz

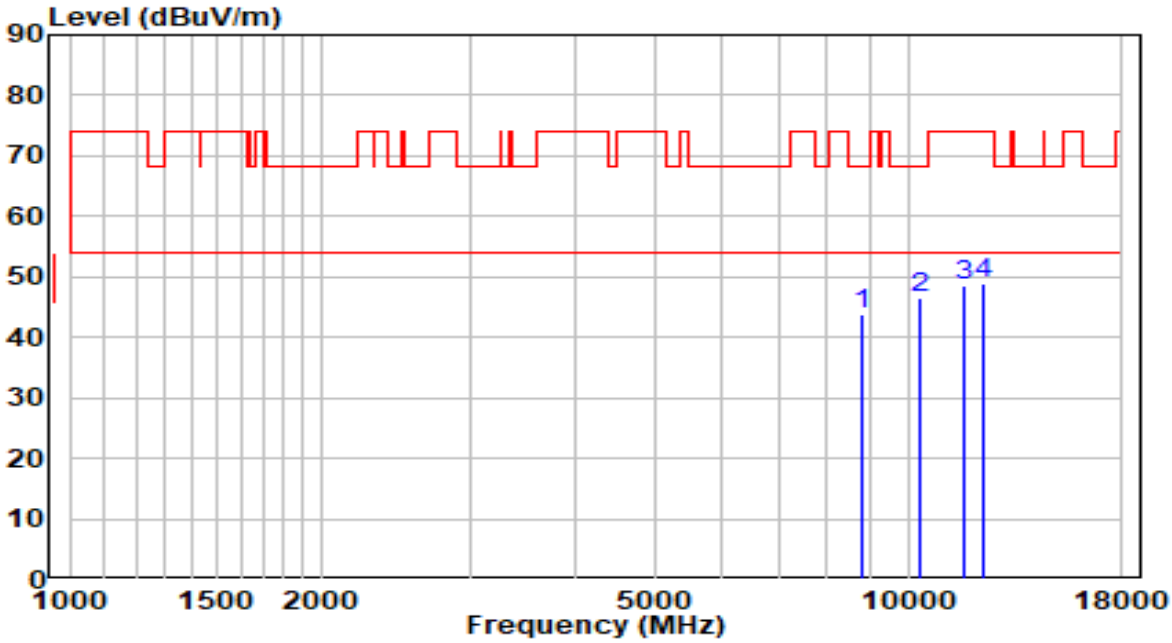

No		Frequency (MHz)	Reading (dBuV)	C.F (dB)	Measurement (dBuV/m)	Margin (dB)	Limit (dBuV/m)	Remark (QP/PK/AV)
1		8811.500	30.55	13.22	43.77	-24.43	68.20	Peak
2	*	10333.000	29.96	16.50	46.46	-21.74	68.20	Peak
3		11642.000	30.34	18.27	48.61	-25.39	74.00	Peak
4		12254.000	31.06	17.86	48.92	-25.08	74.00	Peak

Note:

1. " *", means this data is the worst emission level.
2. C.F (Correction Factor) = Antenna Factor (dB)+ Cable Loss (dB)- Preamplifier(dB).
3. Measurement(dBuV/m) = Reading(dBuV) + C.F (Correction Factor).
4.The emission levels of other frequencies are very lower than the limit and not show in test report.

EUT	AX5400 Wi-Fi 6 Router	Date of Test	2020-09-30
Factor	BBHA 9120D (1GHz~18GHz)_2020	Temp. / Humidity	23.5℃/43%
Polarity	Horizontal	Site / Test Engineer	AC1 / Jay Chu
Test Mode	Transmit by 802.11ac-VHT40 at channel 5795MHz (Beamforming Mode)	Test Voltage	120V/60Hz

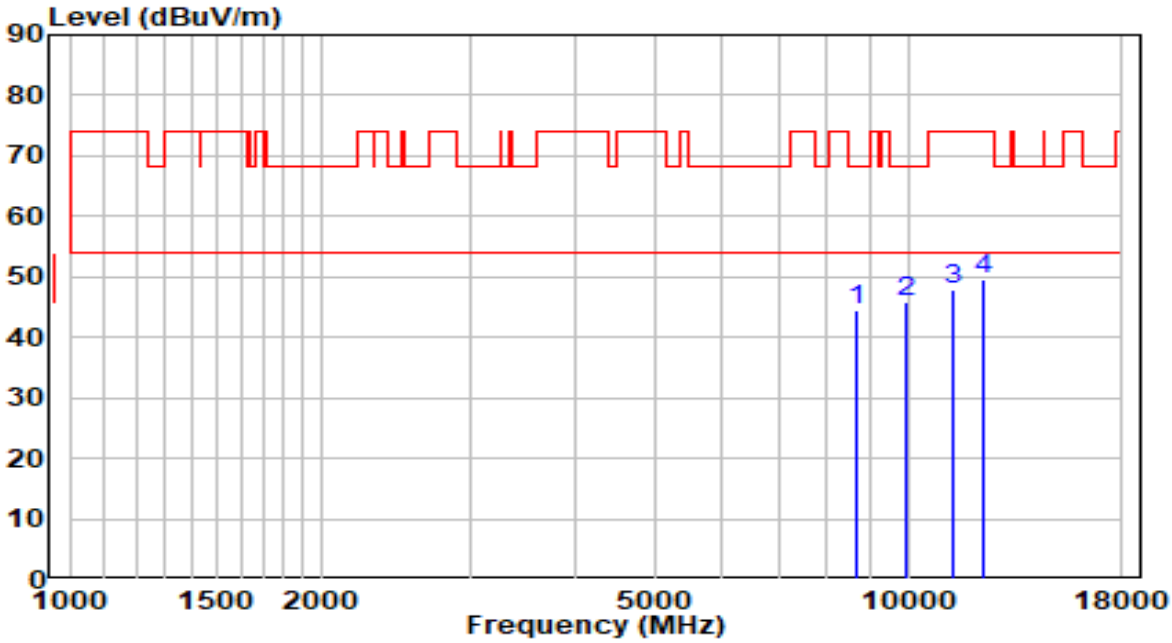

No		Frequency (MHz)	Reading (dBuV)	C.F (dB)	Measurement (dBuV/m)	Margin (dB)	Limit (dBuV/m)	Remark (QP/PK/AV)
1		8684.000	31.70	12.91	44.61	-23.59	68.20	Peak
2	*	9933.500	30.75	15.23	45.99	-22.21	68.20	Peak
3		11310.500	29.56	18.20	47.76	-26.24	74.00	Peak
4		12279.500	31.76	17.87	49.63	-24.37	74.00	Peak

Note:

1. " *", means this data is the worst emission level.
2. C.F (Correction Factor) = Antenna Factor (dB)+ Cable Loss (dB)- Preamplifier(dB).
3. Measurement(dBuV/m) = Reading(dBuV) + C.F (Correction Factor).
4.The emission levels of other frequencies are very lower than the limit and not show in test report.

EUT	AX5400 Wi-Fi 6 Router	Date of Test	2020-09-30
Factor	BBHA 9120D (1GHz~18GHz)_2020	Temp. / Humidity	23.5℃/43%
Polarity	Vertical	Site / Test Engineer	AC1 / Jay Chu
Test Mode	Transmit by 802.11ac-VHT40 at channel 5795MHz (Beamforming Mode)	Test Voltage	120V/60Hz

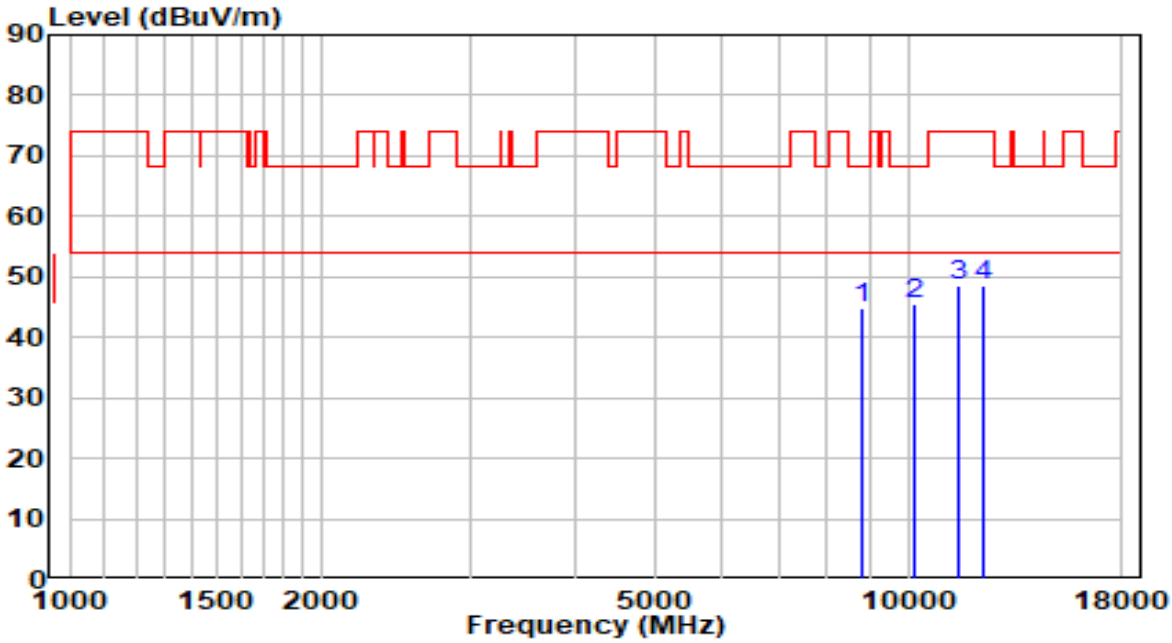

No		Frequency (MHz)	Reading (dBuV)	C.F (dB)	Measurement (dBuV/m)	Margin (dB)	Limit (dBuV/m)	Remark (QP/PK/AV)
1		8803.000	31.61	13.20	44.80	-23.40	68.20	Peak
2	*	10154.500	29.59	15.89	45.48	-22.72	68.20	Peak
3		11472.000	29.99	18.41	48.40	-25.60	74.00	Peak
4		12288.000	30.74	17.87	48.61	-25.39	74.00	Peak

Note:

1. " *", means this data is the worst emission level.
2. C.F (Correction Factor) = Antenna Factor (dB)+ Cable Loss (dB)- Preamplifier(dB).
3. Measurement(dBuV/m) = Reading(dBuV) + C.F (Correction Factor).
4.The emission levels of other frequencies are very lower than the limit and not show in test report.

EUT	AX5400 Wi-Fi 6 Router	Date of Test	2020-09-30
Factor	BBHA 9120D (1GHz~18GHz)_2020	Temp. / Humidity	23.5℃/43%
Polarity	Horizontal	Site / Test Engineer	AC1 / Jay Chu
Test Mode	Transmit by 802.11ac-VHT80 at channel 5210MHz (Beamforming Mode)	Test Voltage	120V/60Hz

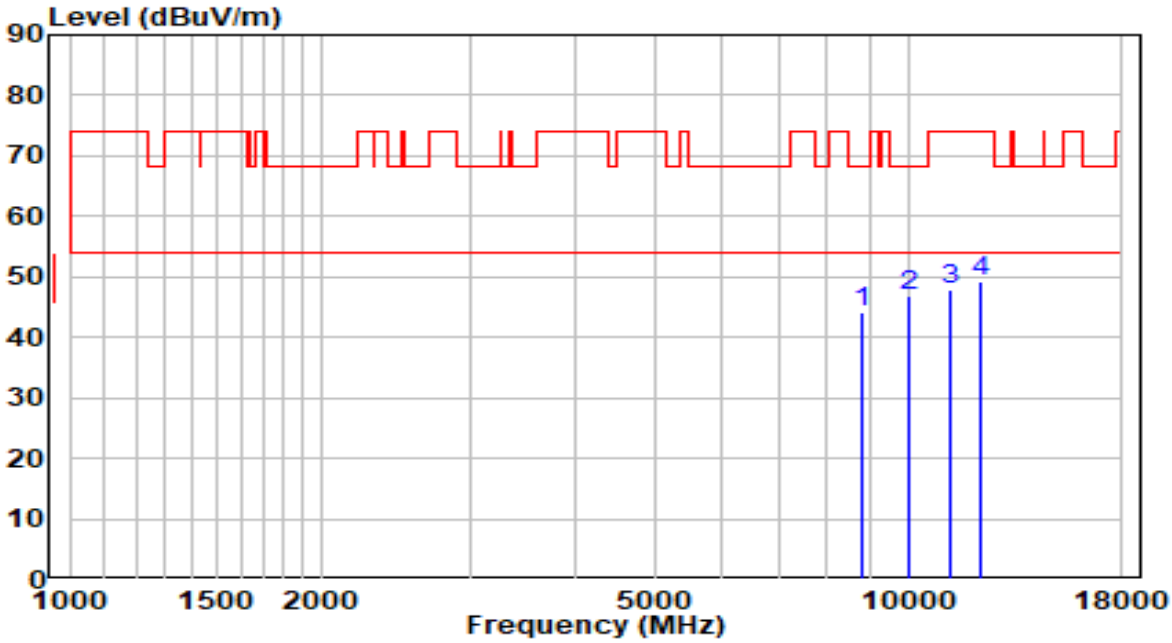

No		Frequency (MHz)	Reading (dBuV)	C.F (dB)	Measurement (dBuV/m)	Margin (dB)	Limit (dBuV/m)	Remark (QP/PK/AV)
1		8828.500	30.89	13.26	44.15	-24.05	68.20	Peak
2	*	9993.000	31.67	15.35	47.02	-21.18	68.20	Peak
3		11217.000	29.84	18.07	47.91	-26.09	74.00	Peak
4		12220.000	31.39	17.86	49.25	-24.75	74.00	Peak

Note:

1. " *", means this data is the worst emission level.
2. C.F (Correction Factor) = Antenna Factor (dB)+ Cable Loss (dB)- Preamplifier(dB).
3. Measurement(dBuV/m) = Reading(dBuV) + C.F (Correction Factor).
4.The emission levels of other frequencies are very lower than the limit and not show in test report.

EUT	AX5400 Wi-Fi 6 Router	Date of Test	2020-09-30
Factor	BBHA 9120D (1GHz~18GHz)_2020	Temp. / Humidity	23.5℃/43%
Polarity	Vertical	Site / Test Engineer	AC1 / Jay Chu
Test Mode	Transmit by 802.11ac-VHT80 at channel 5210MHz (Beamforming Mode)	Test Voltage	120V/60Hz

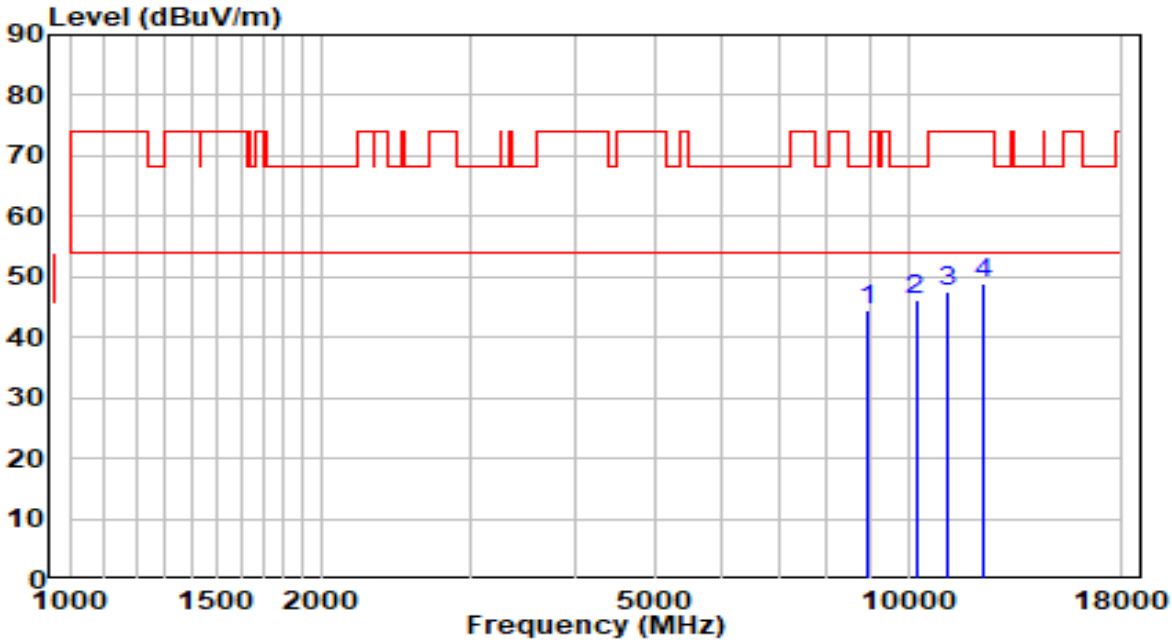

No		Frequency (MHz)	Reading (dBuV)	C.F (dB)	Measurement (dBuV/m)	Margin (dB)	Limit (dBuV/m)	Remark (QP/PK/AV)
1		8956.000	31.05	13.57	44.62	-23.58	68.20	Peak
2	*	10214.000	30.19	16.09	46.28	-21.92	68.20	Peak
3		11174.500	29.56	18.01	47.57	-26.43	74.00	Peak
4		12288.000	31.17	17.87	49.04	-24.96	74.00	Peak

Note:

1. " *", means this data is the worst emission level.
2. C.F (Correction Factor) = Antenna Factor (dB)+ Cable Loss (dB)- Preamplifier(dB).
3. Measurement(dBuV/m) = Reading(dBuV) + C.F (Correction Factor).
4.The emission levels of other frequencies are very lower than the limit and not show in test report.

EUT	AX5400 Wi-Fi 6 Router	Date of Test	2020-09-30
Factor	BBHA 9120D (1GHz~18GHz)_2020	Temp. / Humidity	23.5℃/43%
Polarity	Horizontal	Site / Test Engineer	AC1 / Jay Chu
Test Mode	Transmit by 802.11ac-VHT80 at channel 5290MHz (Beamforming Mode)	Test Voltage	120V/60Hz

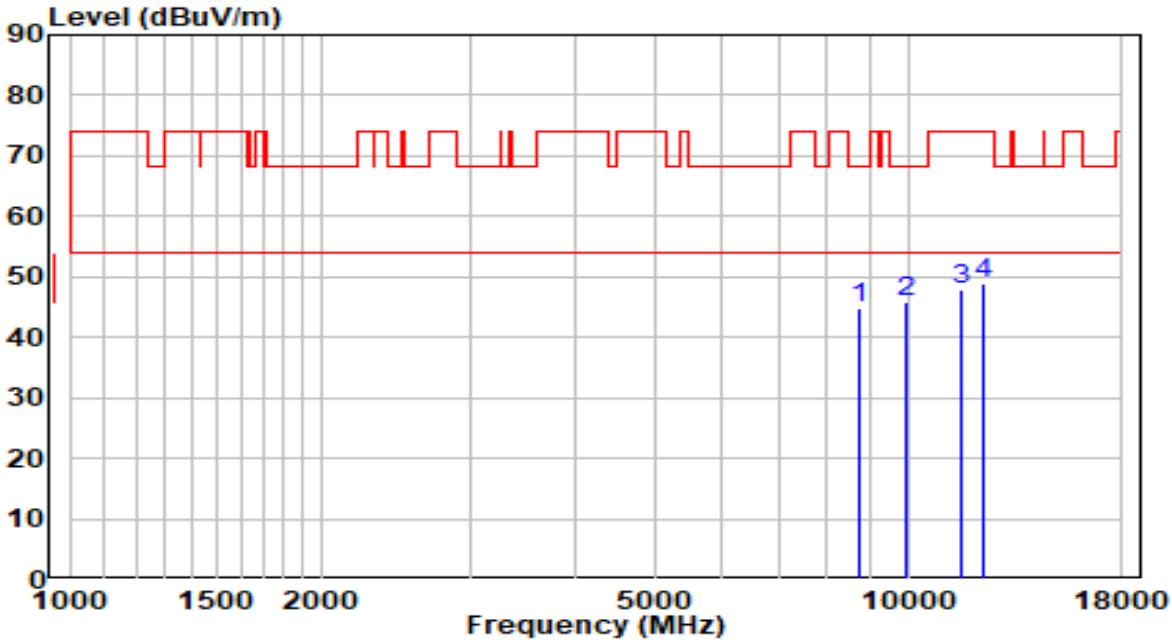

No		Frequency (MHz)	Reading (dBuV)	C.F (dB)	Measurement (dBuV/m)	Margin (dB)	Limit (dBuV/m)	Remark (QP/PK/AV)
1		8735.000	31.85	13.03	44.88	-23.32	68.20	Peak
2	*	9916.500	30.58	15.20	45.78	-22.42	68.20	Peak
3		11540.000	29.43	18.40	47.83	-26.17	74.00	Peak
4		12339.000	31.15	17.88	49.02	-24.98	74.00	Peak

Note:

1. " *", means this data is the worst emission level.
2. C.F (Correction Factor) = Antenna Factor (dB)+ Cable Loss (dB)- Preamplifier(dB).
3. Measurement(dBuV/m) = Reading(dBuV) + C.F (Correction Factor).
4.The emission levels of other frequencies are very lower than the limit and not show in test report.

EUT	AX5400 Wi-Fi 6 Router	Date of Test	2020-09-30
Factor	BBHA 9120D (1GHz~18GHz)_2020	Temp. / Humidity	23.5℃/43%
Polarity	Vertical	Site / Test Engineer	AC1 / Jay Chu
Test Mode	Transmit by 802.11ac-VHT80 at channel 5290MHz (Beamforming Mode)	Test Voltage	120V/60Hz

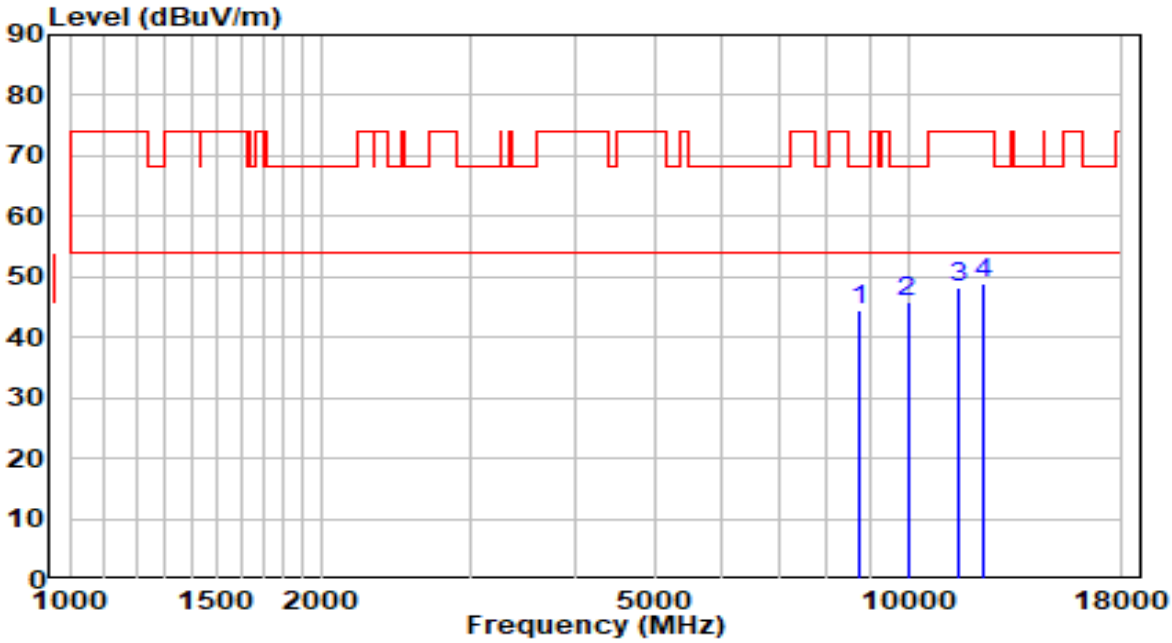

No		Frequency (MHz)	Reading (dBuV)	C.F (dB)	Measurement (dBuV/m)	Margin (dB)	Limit (dBuV/m)	Remark (QP/PK/AV)
1		8743.500	31.41	13.05	44.47	-23.73	68.20	Peak
2	*	9984.500	30.50	15.33	45.83	-22.37	68.20	Peak
3		11455.000	29.99	18.39	48.38	-25.62	74.00	Peak
4		12254.000	31.20	17.86	49.07	-24.93	74.00	Peak

Note:

1. " *", means this data is the worst emission level.
2. C.F (Correction Factor) = Antenna Factor (dB)+ Cable Loss (dB)- Preamplifier(dB).
3. Measurement(dBuV/m) = Reading(dBuV) + C.F (Correction Factor).
4.The emission levels of other frequencies are very lower than the limit and not show in test report.

EUT	AX5400 Wi-Fi 6 Router	Date of Test	2020-09-30
Factor	BBHA 9120D (1GHz~18GHz)_2020	Temp. / Humidity	23.5℃/43%
Polarity	Horizontal	Site / Test Engineer	AC1 / Jay Chu
Test Mode	Transmit by 802.11ac-VHT80 at channel 5530MHz (Beamforming Mode)	Test Voltage	120V/60Hz

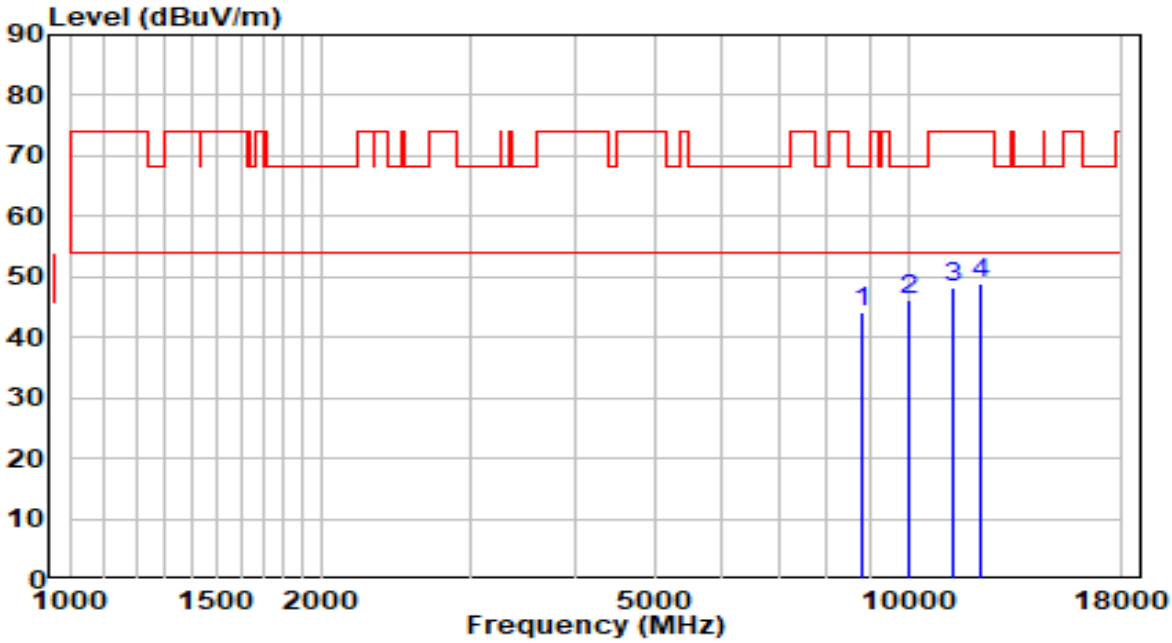

No		Frequency (MHz)	Reading (dBuV)	C.F (dB)	Measurement (dBuV/m)	Margin (dB)	Limit (dBuV/m)	Remark (QP/PK/AV)
1		8811.500	30.97	13.22	44.19	-24.01	68.20	Peak
2	*	10001.500	30.90	15.37	46.26	-21.94	68.20	Peak
3		11276.500	30.01	18.15	48.16	-25.84	74.00	Peak
4		12237.000	30.88	17.86	48.74	-25.26	74.00	Peak

Note:

1. " *", means this data is the worst emission level.
2. C.F (Correction Factor) = Antenna Factor (dB)+ Cable Loss (dB)- Preamplifier(dB).
3. Measurement(dBuV/m) = Reading(dBuV) + C.F (Correction Factor).
4.The emission levels of other frequencies are very lower than the limit and not show in test report.

EUT	AX5400 Wi-Fi 6 Router	Date of Test	2020-09-30
Factor	BBHA 9120D (1GHz~18GHz)_2020	Temp. / Humidity	23.5℃/43%
Polarity	Vertical	Site / Test Engineer	AC1 / Jay Chu
Test Mode	Transmit by 802.11ac-VHT80 at channel 5530MHz (Beamforming Mode)	Test Voltage	120V/60Hz

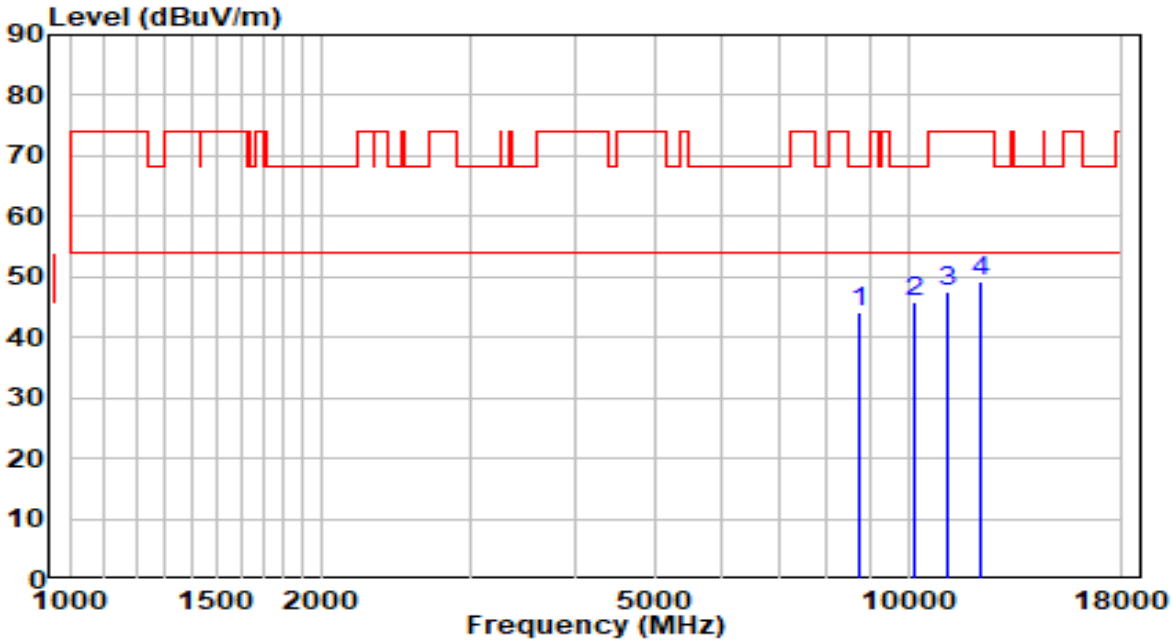

No		Frequency (MHz)	Reading (dBuV)	C.F (dB)	Measurement (dBuV/m)	Margin (dB)	Limit (dBuV/m)	Remark (QP/PK/AV)
1		8752.000	31.10	13.07	44.17	-24.03	68.20	Peak
2	*	10163.000	30.00	15.92	45.92	-22.28	68.20	Peak
3		11174.500	29.58	18.01	47.59	-26.41	74.00	Peak
4		12228.500	31.23	17.86	49.09	-24.91	74.00	Peak

Note:

1. " *", means this data is the worst emission level.
2. C.F (Correction Factor) = Antenna Factor (dB)+ Cable Loss (dB)- Preamplifier(dB).
3. Measurement(dBuV/m) = Reading(dBuV) + C.F (Correction Factor).
4.The emission levels of other frequencies are very lower than the limit and not show in test report.

EUT	AX5400 Wi-Fi 6 Router	Date of Test	2020-09-30
Factor	BBHA 9120D (1GHz~18GHz)_2020	Temp. / Humidity	23.5℃/43%
Polarity	Horizontal	Site / Test Engineer	AC1 / Jay Chu
Test Mode	Transmit by 802.11ac-VHT80 at channel 5610MHz (Beamforming Mode)	Test Voltage	120V/60Hz

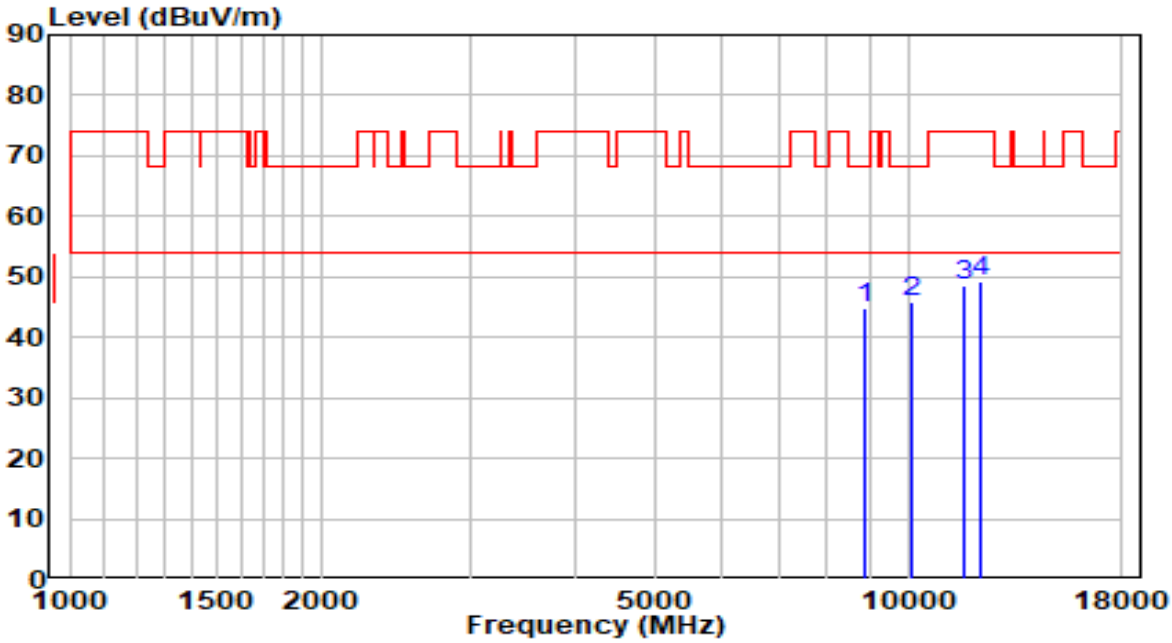

No		Frequency (MHz)	Reading (dBuV)	C.F (dB)	Measurement (dBuV/m)	Margin (dB)	Limit (dBuV/m)	Remark (QP/PK/AV)
1		8888.000	31.31	13.41	44.71	-23.49	68.20	Peak
2	*	10069.500	30.14	15.60	45.74	-22.46	68.20	Peak
3		11642.000	30.24	18.27	48.51	-25.49	74.00	Peak
4		12245.500	31.34	17.86	49.20	-24.80	74.00	Peak

Note:

1. " *", means this data is the worst emission level.
2. C.F (Correction Factor) = Antenna Factor (dB)+ Cable Loss (dB)- Preamplifier(dB).
3. Measurement(dBuV/m) = Reading(dBuV) + C.F (Correction Factor).
4.The emission levels of other frequencies are very lower than the limit and not show in test report.

EUT	AX5400 Wi-Fi 6 Router	Date of Test	2020-09-30
Factor	BBHA 9120D (1GHz~18GHz)_2020	Temp. / Humidity	23.5℃/43%
Polarity	Vertical	Site / Test Engineer	AC1 / Jay Chu
Test Mode	Transmit by 802.11ac-VHT80 at channel 5610MHz (Beamforming Mode)	Test Voltage	120V/60Hz

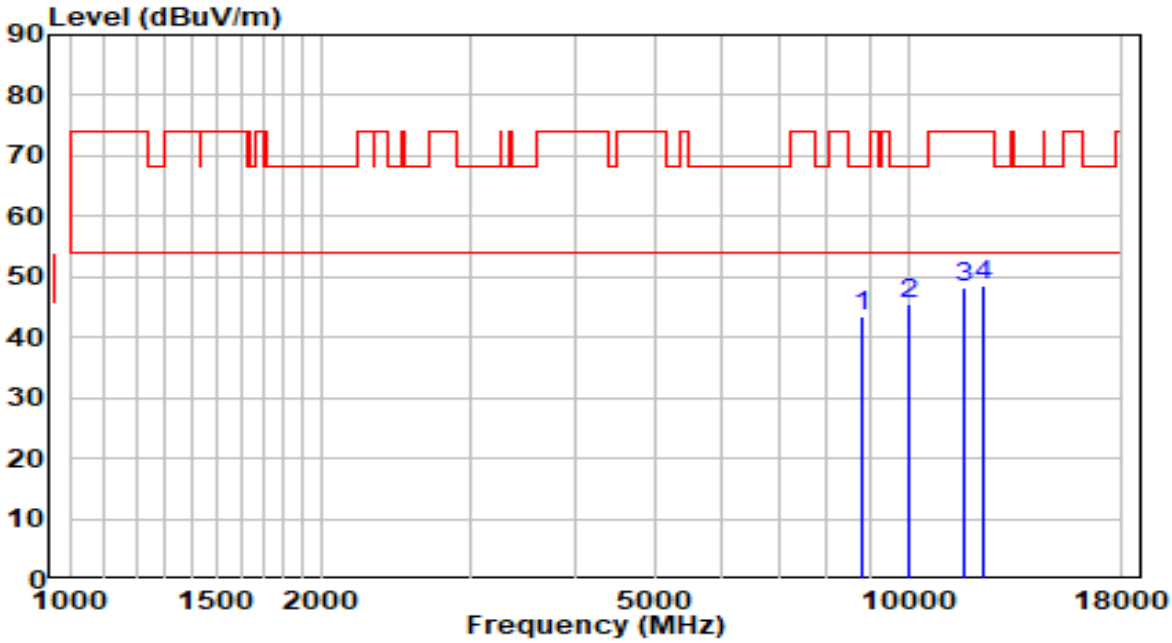

No		Frequency (MHz)	Reading (dBuV)	C.F (dB)	Measurement (dBuV/m)	Margin (dB)	Limit (dBuV/m)	Remark (QP/PK/AV)
1		8811.500	30.18	13.22	43.40	-24.80	68.20	Peak
2	*	10001.500	30.29	15.37	45.65	-22.55	68.20	Peak
3		11633.500	30.06	18.28	48.34	-25.66	74.00	Peak
4		12296.500	30.64	17.87	48.51	-25.49	74.00	Peak

Note:

1. " *", means this data is the worst emission level.
2. C.F (Correction Factor) = Antenna Factor (dB)+ Cable Loss (dB)- Preamplifier(dB).
3. Measurement(dBuV/m) = Reading(dBuV) + C.F (Correction Factor).
4.The emission levels of other frequencies are very lower than the limit and not show in test report.

EUT	AX5400 Wi-Fi 6 Router	Date of Test	2020-09-30
Factor	BBHA 9120D (1GHz~18GHz)_2020	Temp. / Humidity	23.5℃/43%
Polarity	Horizontal	Site / Test Engineer	AC1 / Jay Chu
Test Mode	Transmit by 802.11ac-VHT80 at channel 5690MHz (Beamforming Mode)	Test Voltage	120V/60Hz

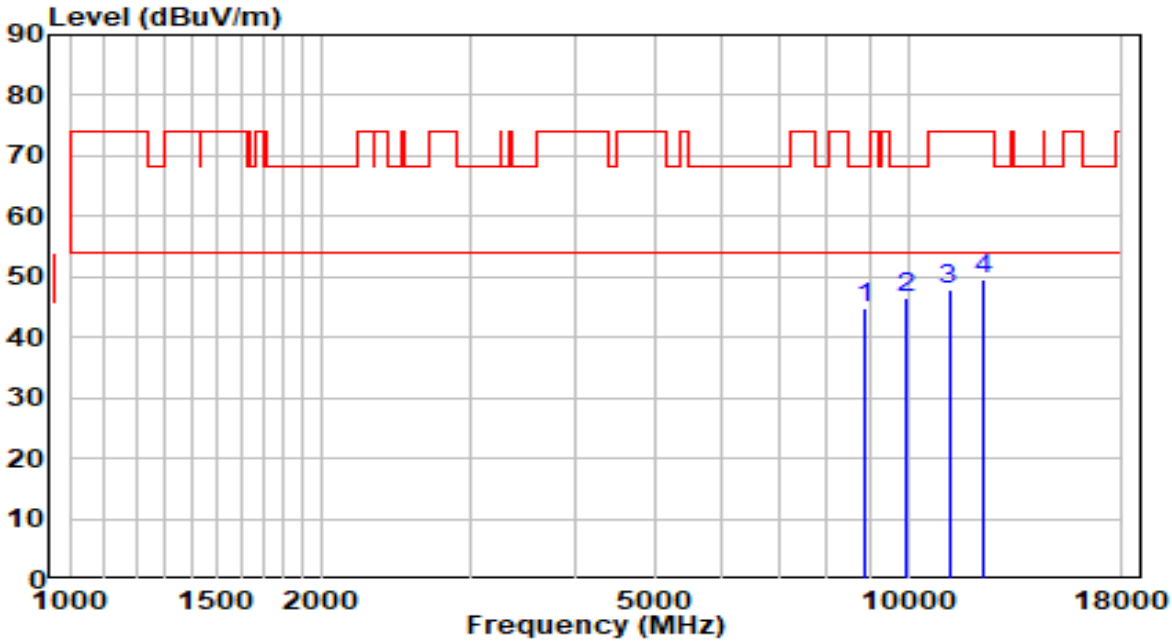

No		Frequency (MHz)	Reading (dBuV)	C.F (dB)	Measurement (dBuV/m)	Margin (dB)	Limit (dBuV/m)	Remark (QP/PK/AV)
1		8862.500	31.39	13.34	44.73	-23.47	68.20	Peak
2	*	9967.500	31.21	15.30	46.51	-21.69	68.20	Peak
3		11183.000	29.87	18.03	47.90	-26.10	74.00	Peak
4		12254.000	31.81	17.86	49.68	-24.32	74.00	Peak

Note:

1. " *", means this data is the worst emission level.
2. C.F (Correction Factor) = Antenna Factor (dB)+ Cable Loss (dB)- Preamplifier(dB).
3. Measurement(dBuV/m) = Reading(dBuV) + C.F (Correction Factor).
4.The emission levels of other frequencies are very lower than the limit and not show in test report.

EUT	AX5400 Wi-Fi 6 Router	Date of Test	2020-09-30
Factor	BBHA 9120D (1GHz~18GHz)_2020	Temp. / Humidity	23.5℃/43%
Polarity	Vertical	Site / Test Engineer	AC1 / Jay Chu
Test Mode	Transmit by 802.11ac-VHT80 at channel 5690MHz (Beamforming Mode)	Test Voltage	120V/60Hz

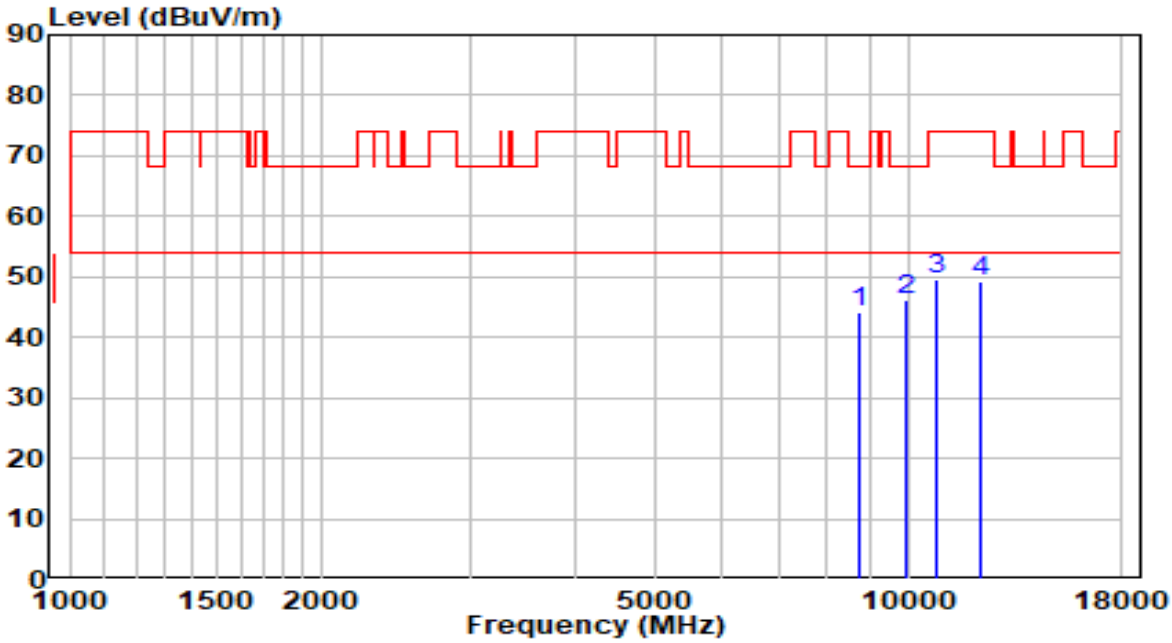

No		Frequency (MHz)	Reading (dBuV)	C.F (dB)	Measurement (dBuV/m)	Margin (dB)	Limit (dBuV/m)	Remark (QP/PK/AV)
1		8752.000	31.18	13.07	44.26	-23.94	68.20	Peak
2	*	9976.000	30.93	15.31	46.25	-21.95	68.20	Peak
3		10826.000	31.91	17.53	49.44	-24.56	74.00	Peak
4		12160.500	31.57	17.85	49.41	-24.59	74.00	Peak

Note:

1. " *", means this data is the worst emission level.
2. C.F (Correction Factor) = Antenna Factor (dB)+ Cable Loss (dB)- Preamplifier(dB).
3. Measurement(dBuV/m) = Reading(dBuV) + C.F (Correction Factor).
4.The emission levels of other frequencies are very lower than the limit and not show in test report.

EUT	AX5400 Wi-Fi 6 Router	Date of Test	2020-09-30
Factor	BBHA 9120D (1GHz~18GHz)_2020	Temp. / Humidity	23.5℃/43%
Polarity	Horizontal	Site / Test Engineer	AC1 / Jay Chu
Test Mode	Transmit by 802.11ac-VHT80 at channel 5775MHz (Beamforming Mode)	Test Voltage	120V/60Hz

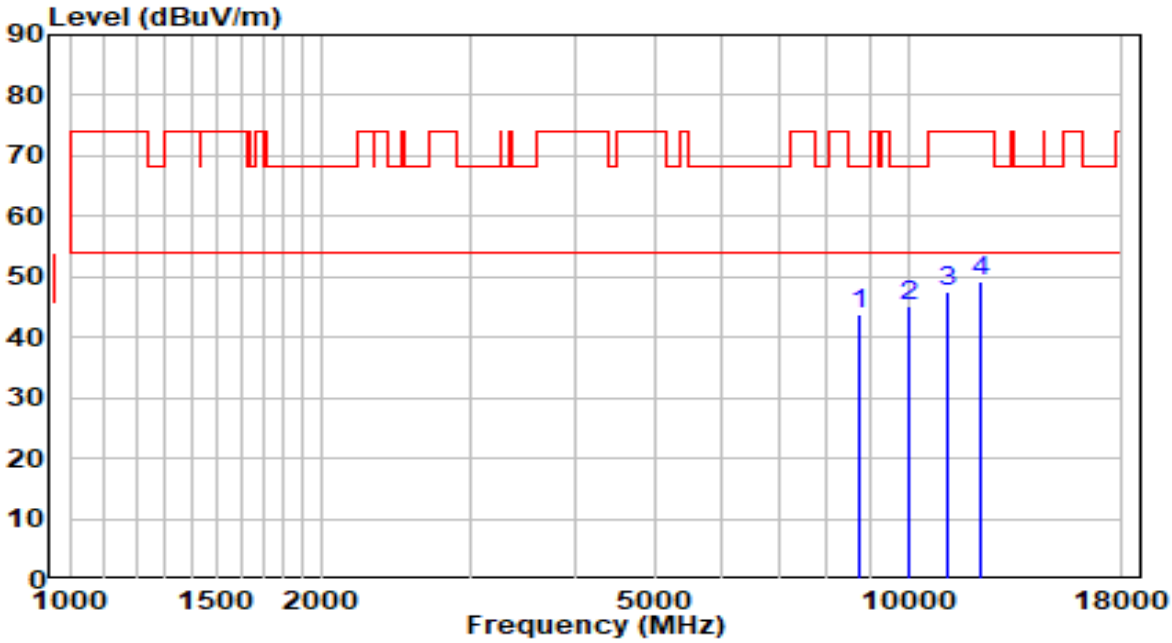

No		Frequency (MHz)	Reading (dBuV)	C.F (dB)	Measurement (dBuV/m)	Margin (dB)	Limit (dBuV/m)	Remark (QP/PK/AV)
1		8760.500	30.71	13.09	43.80	-24.40	68.20	Peak
2	*	9993.000	29.83	15.35	45.17	-23.03	68.20	Peak
3		11174.500	29.55	18.01	47.57	-26.43	74.00	Peak
4		12186.000	31.56	17.85	49.42	-24.58	74.00	Peak

Note:

1. " *", means this data is the worst emission level.
2. C.F (Correction Factor) = Antenna Factor (dB)+ Cable Loss (dB)- Preamplifier(dB).
3. Measurement(dBuV/m) = Reading(dBuV) + C.F (Correction Factor).
4.The emission levels of other frequencies are very lower than the limit and not show in test report.

EUT	AX5400 Wi-Fi 6 Router	Date of Test	2020-09-30
Factor	BBHA 9120D (1GHz~18GHz)_2020	Temp. / Humidity	23.5℃/43%
Polarity	Vertical	Site / Test Engineer	AC1 / Jay Chu
Test Mode	Transmit by 802.11ac-VHT80 at channel 5775MHz (Beamforming Mode)	Test Voltage	120V/60Hz

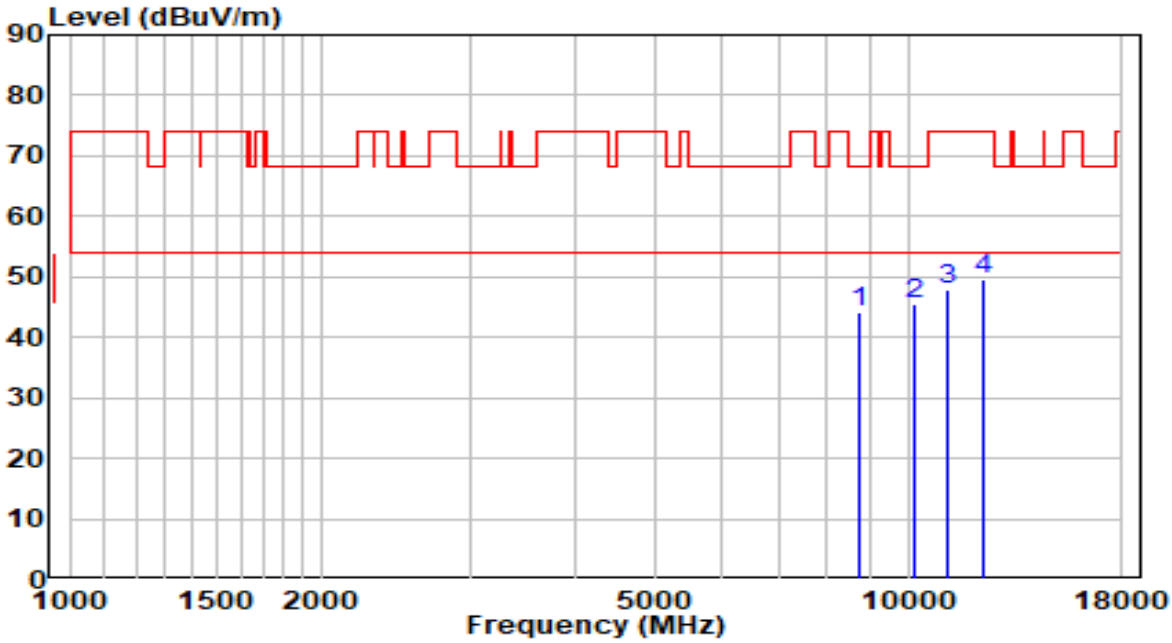

No		Frequency (MHz)	Reading (dBuV)	C.F (dB)	Measurement (dBuV/m)	Margin (dB)	Limit (dBuV/m)	Remark (QP/PK/AV)
1		8735.000	31.09	13.03	44.12	-24.08	68.20	Peak
2	*	10205.500	29.39	16.06	45.45	-22.75	68.20	Peak
3		11132.000	29.77	17.96	47.73	-26.27	74.00	Peak
4		12288.000	31.88	17.87	49.75	-24.25	74.00	Peak

Note:

1. " *", means this data is the worst emission level.
2. C.F (Correction Factor) = Antenna Factor (dB)+ Cable Loss (dB)- Preamplifier(dB).
3. Measurement(dBuV/m) = Reading(dBuV) + C.F (Correction Factor).
4.The emission levels of other frequencies are very lower than the limit and not show in test report.

EUT	AX5400 Wi-Fi 6 Router	Date of Test	2020-09-30
Factor	BBHA 9120D (1GHz~18GHz)_2020	Temp. / Humidity	23.5℃/43%
Polarity	Horizontal	Site / Test Engineer	AC1 / Jay Chu
Test Mode	Transmit by 802.11ac-VHT160 at channel 5250MHz (Beamforming Mode)	Test Voltage	120V/60Hz

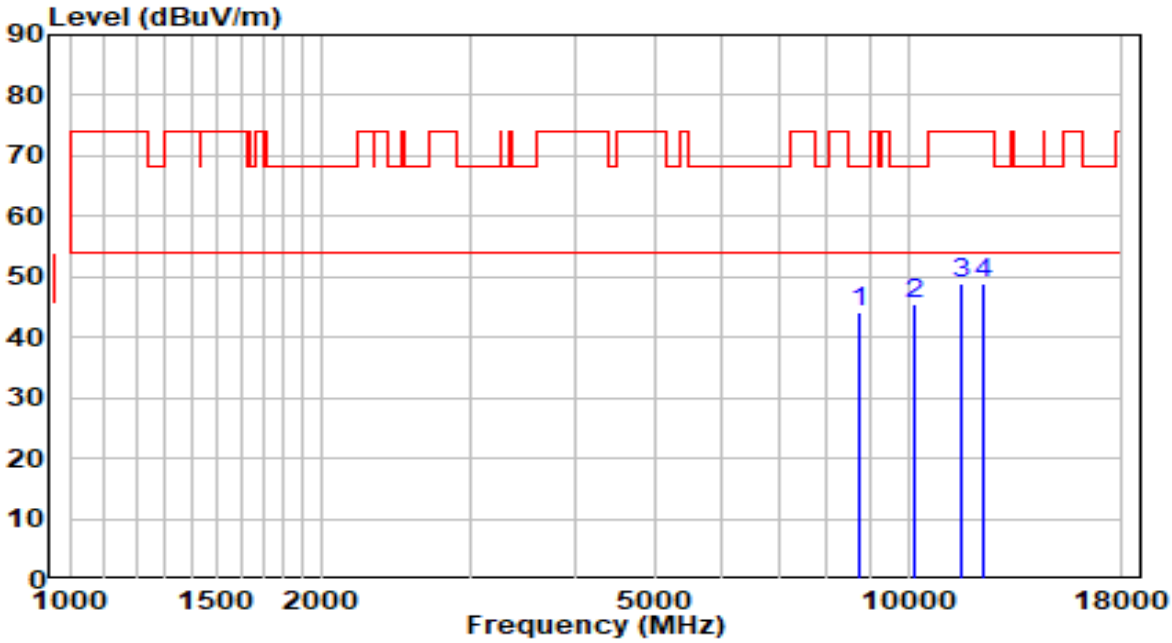

No		Frequency (MHz)	Reading (dBuV)	C.F (dB)	Measurement (dBuV/m)	Margin (dB)	Limit (dBuV/m)	Remark (QP/PK/AV)
1		8760.500	31.04	13.09	44.14	-24.06	68.20	Peak
2	*	10163.000	29.72	15.92	45.64	-22.56	68.20	Peak
3		11591.000	30.41	18.34	48.74	-25.26	74.00	Peak
4		12288.000	31.07	17.87	48.94	-25.06	74.00	Peak

Note:

1. " *", means this data is the worst emission level.
2. C.F (Correction Factor) = Antenna Factor (dB)+ Cable Loss (dB)- Preamplifier(dB).
3. Measurement(dBuV/m) = Reading(dBuV) + C.F (Correction Factor).
4.The emission levels of other frequencies are very lower than the limit and not show in test report.

EUT	AX5400 Wi-Fi 6 Router	Date of Test	2020-09-30
Factor	BBHA 9120D (1GHz~18GHz)_2020	Temp. / Humidity	23.5℃/43%
Polarity	Vertical	Site / Test Engineer	AC1 / Jay Chu
Test Mode	Transmit by 802.11ac-VHT160 at channel 5250MHz (Beamforming Mode)	Test Voltage	120V/60Hz

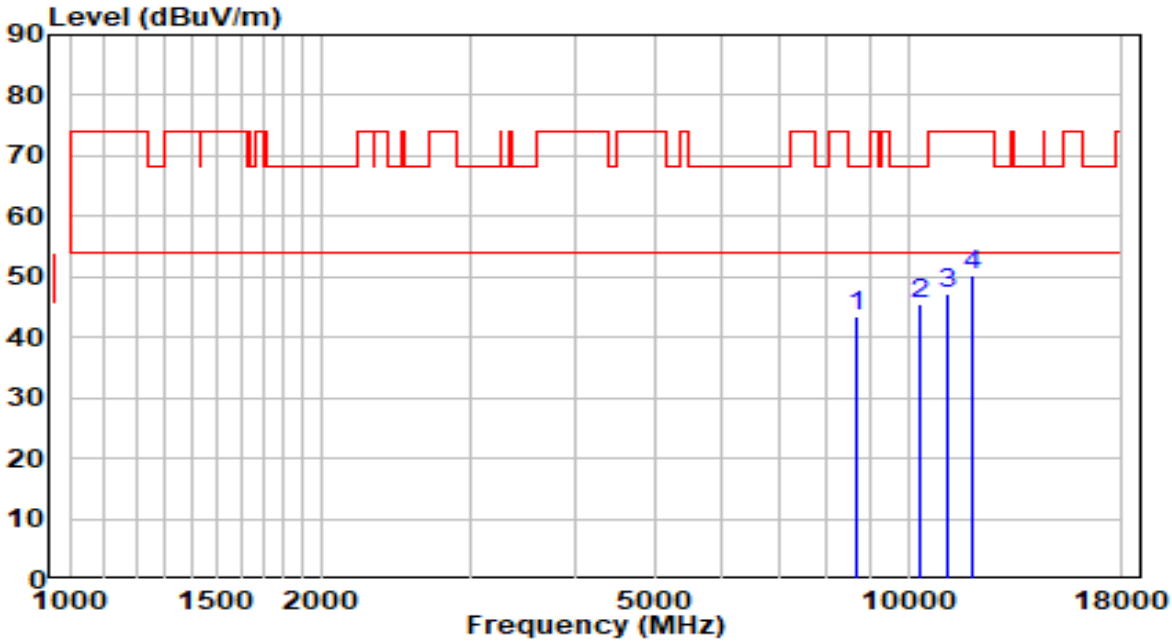

No		Frequency (MHz)	Reading (dBuV)	C.F (dB)	Measurement (dBuV/m)	Margin (dB)	Limit (dBuV/m)	Remark (QP/PK/AV)
1		8692.500	30.66	12.93	43.59	-24.61	68.20	Peak
2	*	10307.500	29.04	16.41	45.46	-22.74	68.20	Peak
3		11132.000	29.23	17.96	47.19	-26.81	74.00	Peak
4		11888.500	32.14	17.96	50.10	-23.90	74.00	Peak

Note:

1. " *", means this data is the worst emission level.
2. C.F (Correction Factor) = Antenna Factor (dB)+ Cable Loss (dB)- Preamplifier(dB).
3. Measurement(dBuV/m) = Reading(dBuV) + C.F (Correction Factor).
4.The emission levels of other frequencies are very lower than the limit and not show in test report.

EUT	AX5400 Wi-Fi 6 Router	Date of Test	2020-09-30
Factor	BBHA 9120D (1GHz~18GHz)_2020	Temp. / Humidity	23.5℃/43%
Polarity	Horizontal	Site / Test Engineer	AC1 / Jay Chu
Test Mode	Transmit by 802.11ac-VHT160 at channel 5570MHz (Beamforming Mode)	Test Voltage	120V/60Hz

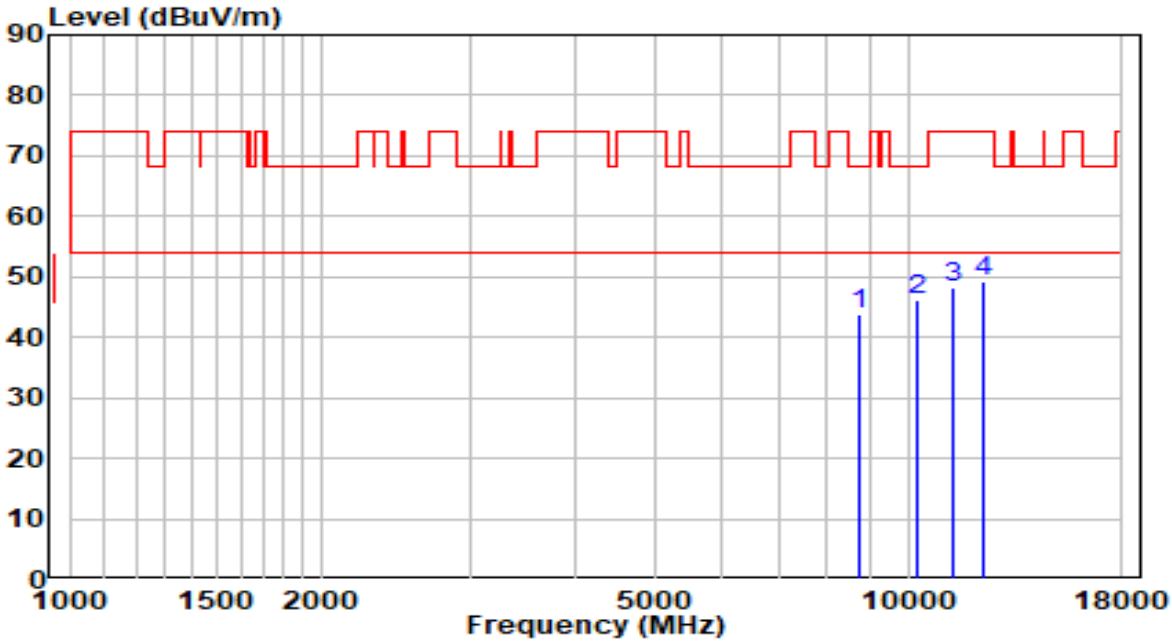

No		Frequency (MHz)	Reading (dBuV)	C.F (dB)	Measurement (dBuV/m)	Margin (dB)	Limit (dBuV/m)	Remark (QP/PK/AV)
1		8769.000	30.74	13.11	43.85	-24.35	68.20	Peak
2	*	10222.500	30.03	16.12	46.15	-22.05	68.20	Peak
3		11327.500	30.15	18.22	48.37	-25.63	74.00	Peak
4		12305.000	31.53	17.87	49.40	-24.60	74.00	Peak

Note:

1. " *", means this data is the worst emission level.
2. C.F (Correction Factor) = Antenna Factor (dB)+ Cable Loss (dB)- Preamplifier(dB).
3. Measurement(dBuV/m) = Reading(dBuV) + C.F (Correction Factor).
4.The emission levels of other frequencies are very lower than the limit and not show in test report.

EUT	AX5400 Wi-Fi 6 Router	Date of Test	2020-09-30
Factor	BBHA 9120D (1GHz~18GHz)_2020	Temp. / Humidity	23.5℃/43%
Polarity	Vertical	Site / Test Engineer	AC1 / Jay Chu
Test Mode	Transmit by 802.11ac-VHT160 at channel 5570MHz (Beamforming Mode)	Test Voltage	120V/60Hz

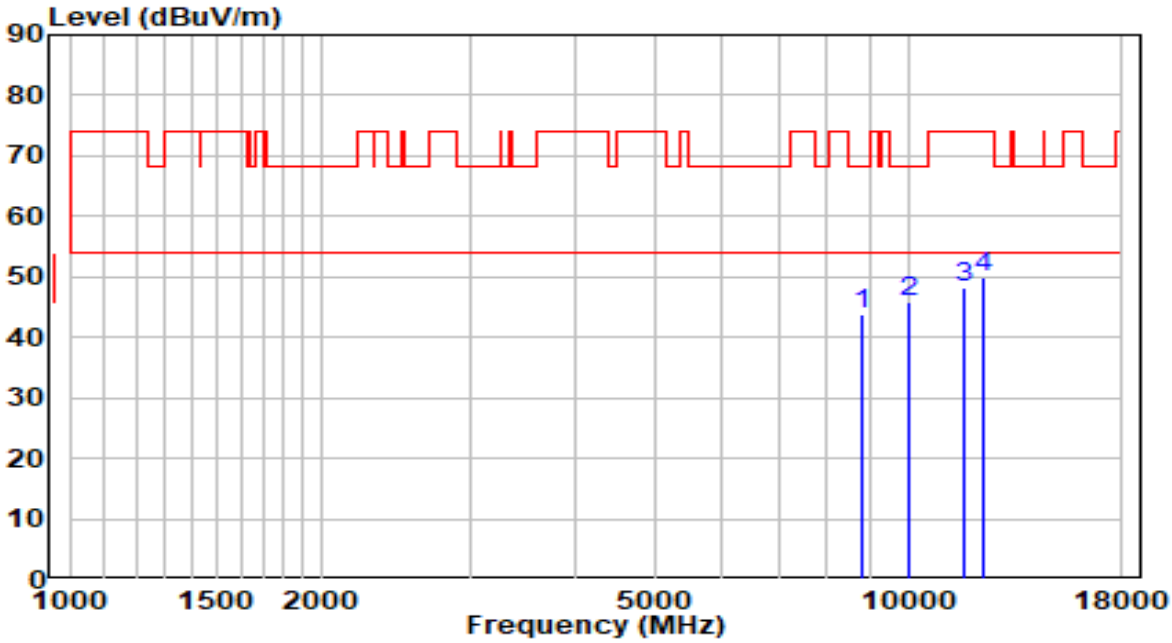

No		Frequency (MHz)	Reading (dBuV)	C.F (dB)	Measurement (dBuV/m)	Margin (dB)	Limit (dBuV/m)	Remark (QP/PK/AV)
1		8803.000	30.60	13.20	43.79	-24.41	68.20	Peak
2	*	10001.500	30.44	15.37	45.80	-22.40	68.20	Peak
3		11684.500	30.15	18.22	48.37	-25.63	74.00	Peak
4		12279.500	32.16	17.87	50.03	-23.97	74.00	Peak

Note:

1. " *", means this data is the worst emission level.
2. C.F (Correction Factor) = Antenna Factor (dB)+ Cable Loss (dB)- Preamplifier(dB).
3. Measurement(dBuV/m) = Reading(dBuV) + C.F (Correction Factor).
4.The emission levels of other frequencies are very lower than the limit and not show in test report.

EUT	AX5400 Wi-Fi 6 Router	Date of Test	2020-09-30
Factor	BBHA 9120D (1GHz~18GHz)_2020	Temp. / Humidity	23.5℃/43%
Polarity	Horizontal	Site / Test Engineer	AC1 / Jay Chu
Test Mode	Transmit by 802.11ax-HE20 at channel 5180MHz (Beamforming Mode)	Test Voltage	120V/60Hz

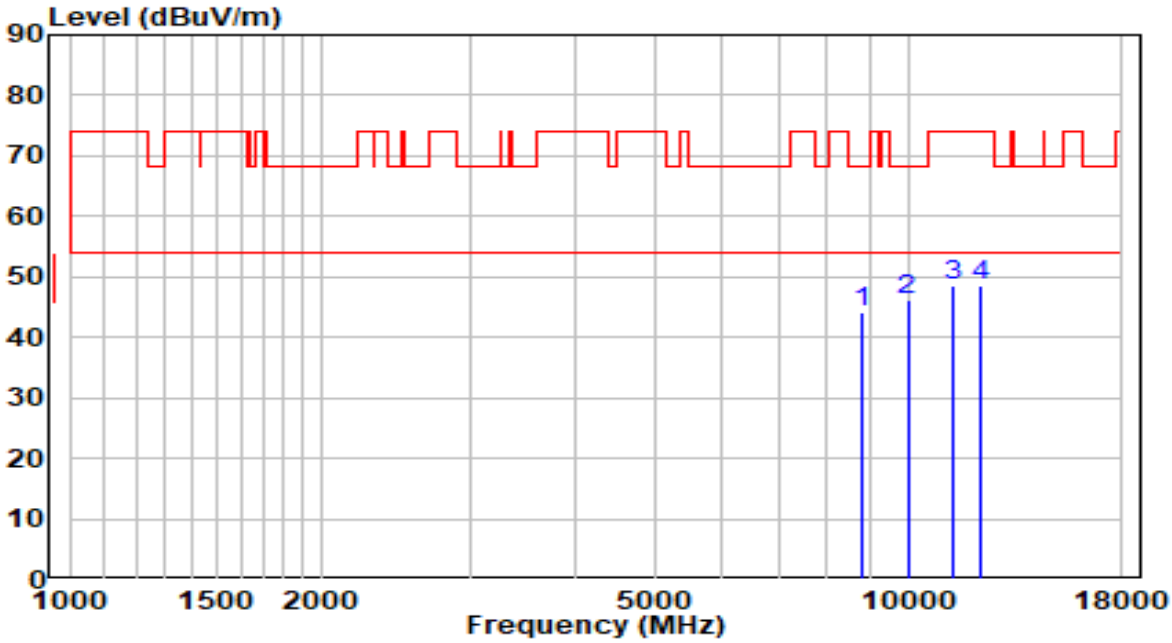

No		Frequency (MHz)	Reading (dBuV)	C.F (dB)	Measurement (dBuV/m)	Margin (dB)	Limit (dBuV/m)	Remark (QP/PK/AV)
1		8803.000	30.98	13.20	44.17	-24.03	68.20	Peak
2	*	9984.500	30.76	15.33	46.09	-22.11	68.20	Peak
3		11319.000	30.26	18.21	48.46	-25.54	74.00	Peak
4		12203.000	30.68	17.85	48.54	-25.46	74.00	Peak

Note:

1. " *", means this data is the worst emission level.
2. C.F (Correction Factor) = Antenna Factor (dB)+ Cable Loss (dB)- Preamplifier(dB).
3. Measurement(dBuV/m) = Reading(dBuV) + C.F (Correction Factor).
4.The emission levels of other frequencies are very lower than the limit and not show in test report.

EUT	AX5400 Wi-Fi 6 Router	Date of Test	2020-09-30
Factor	BBHA 9120D (1GHz~18GHz)_2020	Temp. / Humidity	23.5℃/43%
Polarity	Vertical	Site / Test Engineer	AC1 / Jay Chu
Test Mode	Transmit by 802.11ax-HE20 at channel 5180MHz (Beamforming Mode)	Test Voltage	120V/60Hz

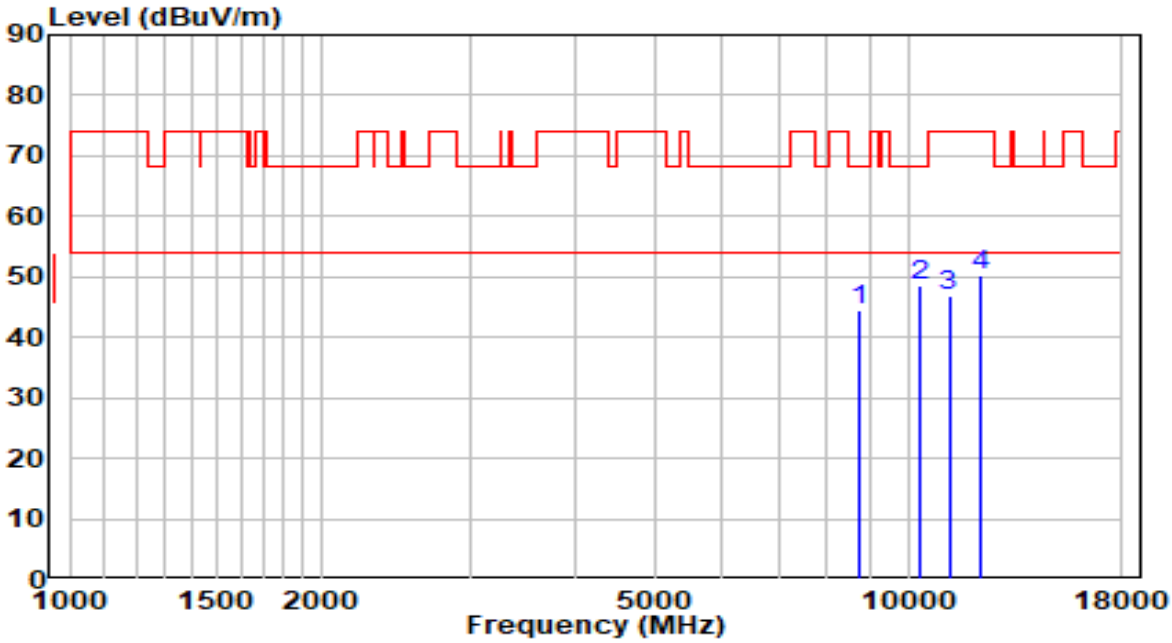

No		Frequency (MHz)	Reading (dBuV)	C.F (dB)	Measurement (dBuV/m)	Margin (dB)	Limit (dBuV/m)	Remark (QP/PK/AV)
1		8760.500	31.37	13.09	44.47	-23.73	68.20	Peak
2	*	10358.500	31.86	16.59	48.45	-19.75	68.20	Peak
3		11183.000	28.99	18.03	47.01	-26.99	74.00	Peak
4		12245.500	32.52	17.86	50.38	-23.62	74.00	Peak

Note:

1. " *", means this data is the worst emission level.
2. C.F (Correction Factor) = Antenna Factor (dB)+ Cable Loss (dB)- Preamplifier(dB).
3. Measurement(dBuV/m) = Reading(dBuV) + C.F (Correction Factor).
4.The emission levels of other frequencies are very lower than the limit and not show in test report.

EUT	AX5400 Wi-Fi 6 Router	Date of Test	2020-09-30
Factor	BBHA 9120D (1GHz~18GHz)_2020	Temp. / Humidity	23.5℃/43%
Polarity	Horizontal	Site / Test Engineer	AC1 / Jay Chu
Test Mode	Transmit by 802.11ax-HE20 at channel 5220MHz (Beamforming Mode)	Test Voltage	120V/60Hz

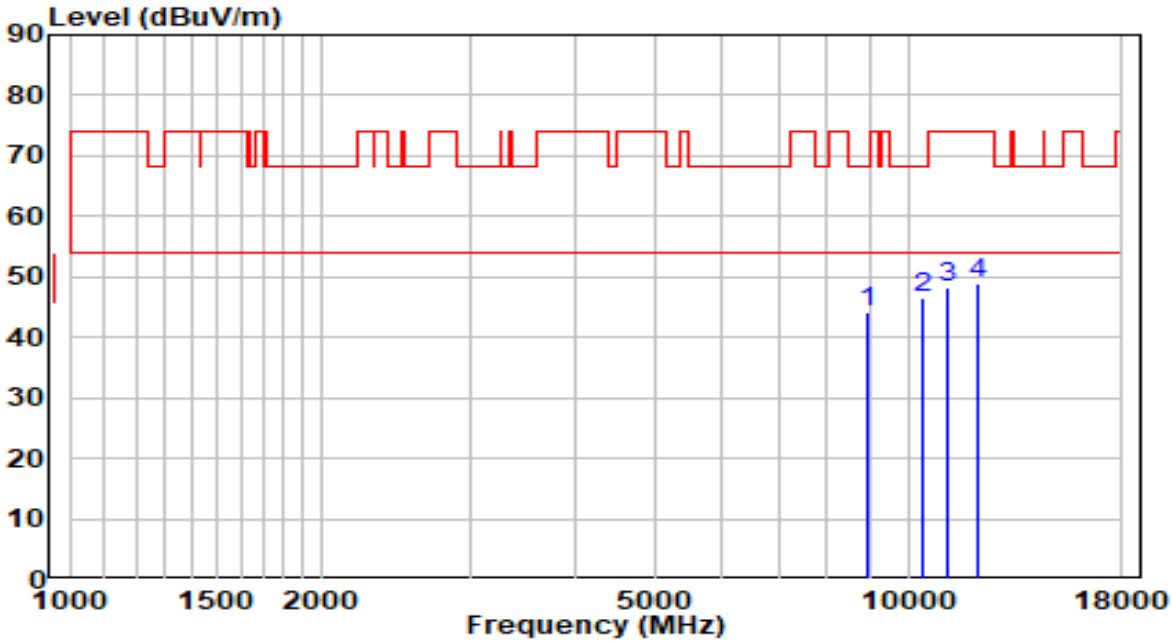

No		Frequency (MHz)	Reading (dBuV)	C.F (dB)	Measurement (dBuV/m)	Margin (dB)	Limit (dBuV/m)	Remark (QP/PK/AV)
1		8922.000	30.77	13.49	44.26	-23.94	68.20	Peak
2	*	10443.500	29.51	16.88	46.39	-21.81	68.20	Peak
3		11174.500	30.22	18.01	48.23	-25.77	74.00	Peak
4		12135.000	30.92	17.84	48.77	-25.23	74.00	Peak

Note:

1. " *", means this data is the worst emission level.
2. C.F (Correction Factor) = Antenna Factor (dB)+ Cable Loss (dB)- Preamplifier(dB).
3. Measurement(dBuV/m) = Reading(dBuV) + C.F (Correction Factor).
4.The emission levels of other frequencies are very lower than the limit and not show in test report.

EUT	AX5400 Wi-Fi 6 Router	Date of Test	2020-09-30
Factor	BBHA 9120D (1GHz~18GHz)_2020	Temp. / Humidity	23.5℃/43%
Polarity	Vertical	Site / Test Engineer	AC1 / Jay Chu
Test Mode	Transmit by 802.11ax-HE20 at channel 5220MHz (Beamforming Mode)	Test Voltage	120V/60Hz

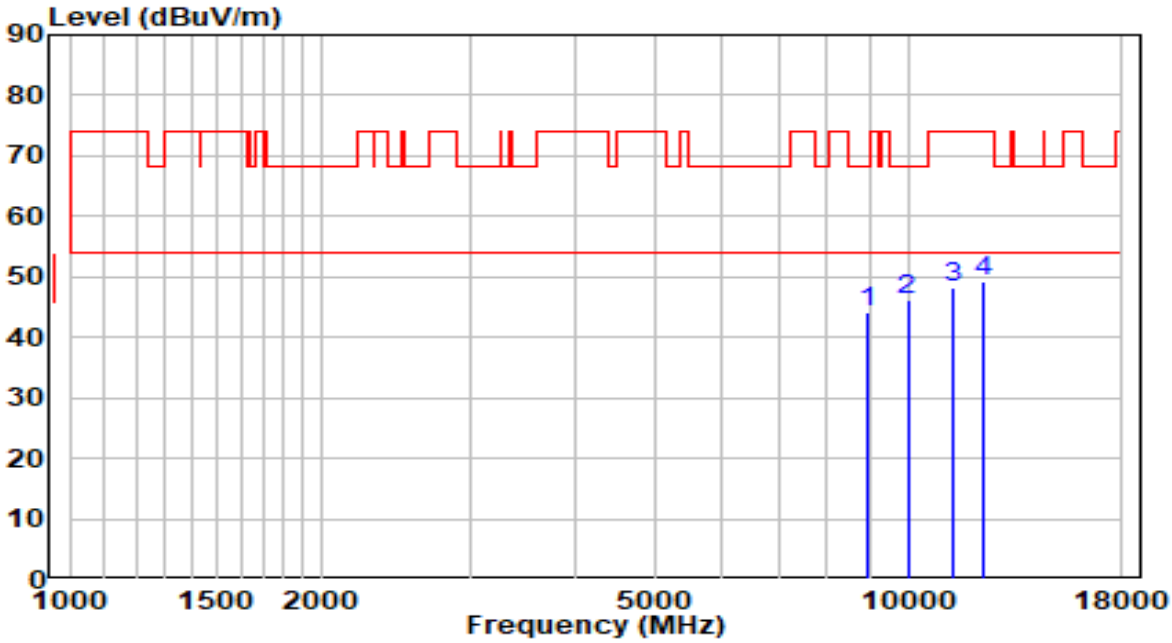

No		Frequency (MHz)	Reading (dBuV)	C.F (dB)	Measurement (dBuV/m)	Margin (dB)	Limit (dBuV/m)	Remark (QP/PK/AV)
1		8913.500	30.69	13.47	44.16	-24.04	68.20	Peak
2	*	9984.500	30.71	15.33	46.04	-22.16	68.20	Peak
3		11293.500	30.08	18.17	48.26	-25.74	74.00	Peak
4		12288.000	31.50	17.87	49.36	-24.64	74.00	Peak

Note:

1. " *", means this data is the worst emission level.
2. C.F (Correction Factor) = Antenna Factor (dB)+ Cable Loss (dB)- Preamplifier(dB).
3. Measurement(dBuV/m) = Reading(dBuV) + C.F (Correction Factor).
4.The emission levels of other frequencies are very lower than the limit and not show in test report.

EUT	AX5400 Wi-Fi 6 Router	Date of Test	2020-09-30
Factor	BBHA 9120D (1GHz~18GHz)_2020	Temp. / Humidity	23.5℃/43%
Polarity	Horizontal	Site / Test Engineer	AC1 / Jay Chu
Test Mode	Transmit by 802.11ax-HE20 at channel 5240MHz (Beamforming Mode)	Test Voltage	120V/60Hz

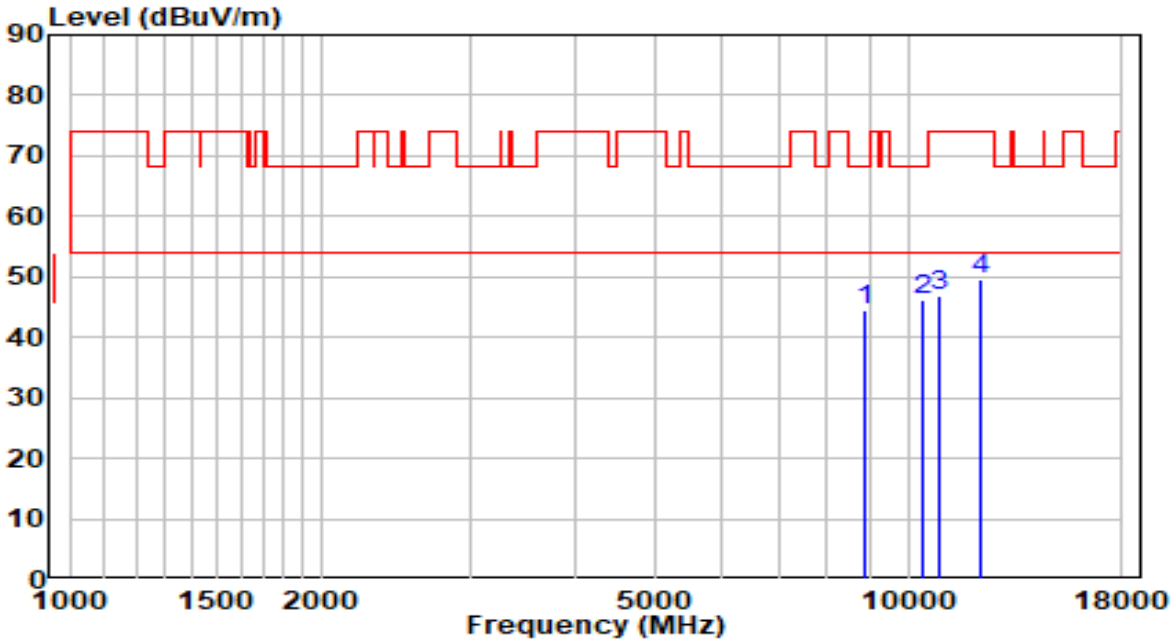

No		Frequency (MHz)	Reading (dBuV)	C.F (dB)	Measurement (dBuV/m)	Margin (dB)	Limit (dBuV/m)	Remark (QP/PK/AV)
1		8888.000	31.09	13.41	44.49	-23.71	68.20	Peak
2	*	10435.000	29.25	16.85	46.10	-22.10	68.20	Peak
3		10902.500	29.08	17.64	46.72	-27.28	74.00	Peak
4		12220.000	31.76	17.86	49.62	-24.38	74.00	Peak

Note:

1. " *", means this data is the worst emission level.
2. C.F (Correction Factor) = Antenna Factor (dB)+ Cable Loss (dB)- Preamplifier(dB).
3. Measurement(dBuV/m) = Reading(dBuV) + C.F (Correction Factor).
4.The emission levels of other frequencies are very lower than the limit and not show in test report.

EUT	AX5400 Wi-Fi 6 Router	Date of Test	2020-09-30
Factor	BBHA 9120D (1GHz~18GHz)_2020	Temp. / Humidity	23.5℃/43%
Polarity	Vertical	Site / Test Engineer	AC1 / Jay Chu
Test Mode	Transmit by 802.11ax-HE20 at channel 5240MHz (Beamforming Mode)	Test Voltage	120V/60Hz

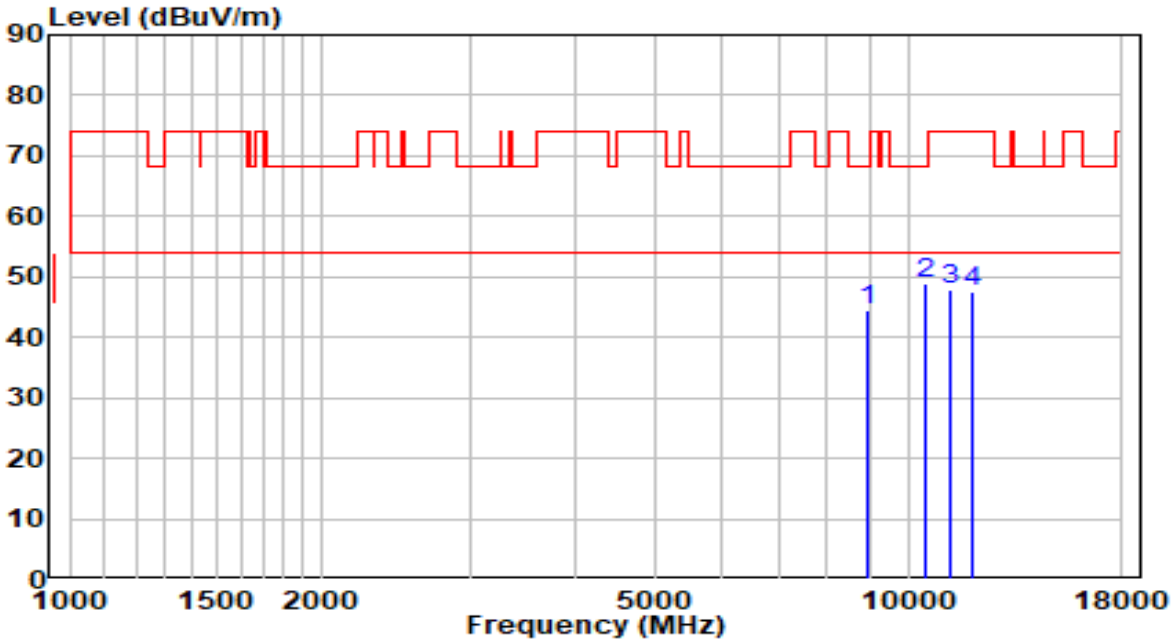

No		Frequency (MHz)	Reading (dBuV)	C.F (dB)	Measurement (dBuV/m)	Margin (dB)	Limit (dBuV/m)	Remark (QP/PK/AV)
1		8913.500	30.92	13.47	44.39	-23.81	68.20	Peak
2	*	10477.500	31.76	16.99	48.76	-19.44	68.20	Peak
3		11191.500	29.86	18.04	47.90	-26.10	74.00	Peak
4		11931.000	29.76	17.91	47.67	-26.33	74.00	Peak

Note:

1. " *", means this data is the worst emission level.
2. C.F (Correction Factor) = Antenna Factor (dB)+ Cable Loss (dB)- Preamplifier(dB).
3. Measurement(dBuV/m) = Reading(dBuV) + C.F (Correction Factor).
4.The emission levels of other frequencies are very lower than the limit and not show in test report.

EUT	AX5400 Wi-Fi 6 Router	Date of Test	2020-09-30
Factor	BBHA 9120D (1GHz~18GHz)_2020	Temp. / Humidity	23.5℃/43%
Polarity	Horizontal	Site / Test Engineer	AC1 / Jay Chu
Test Mode	Transmit by 802.11ax-HE20 at channel 5260MHz (Beamforming Mode)	Test Voltage	120V/60Hz

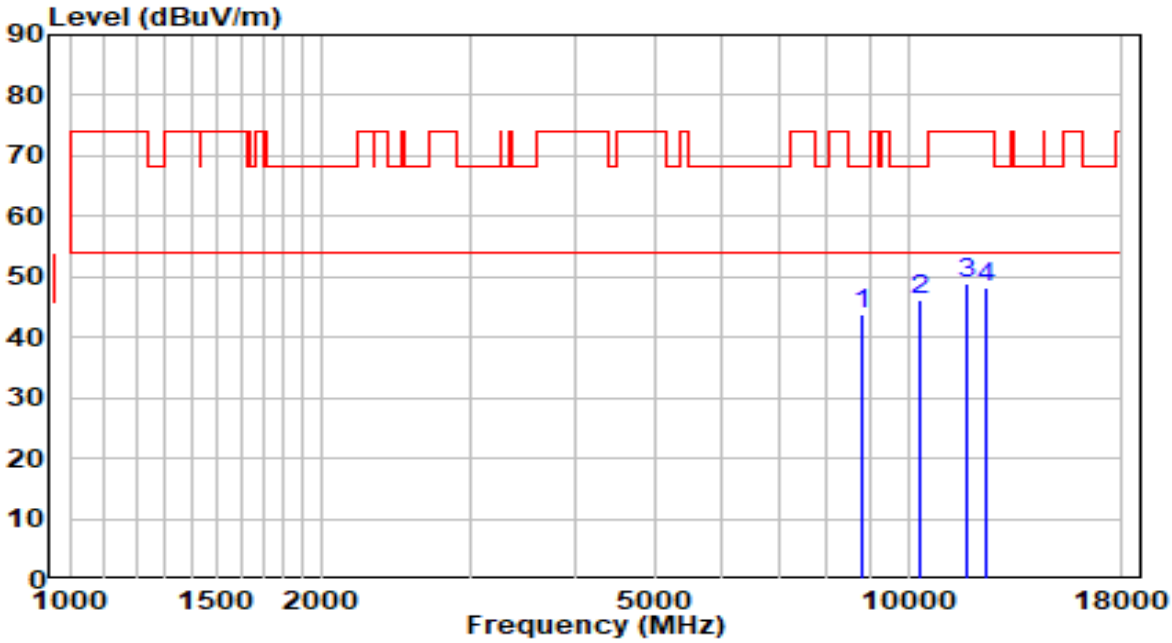

No		Frequency (MHz)	Reading (dBuV)	C.F (dB)	Measurement (dBuV/m)	Margin (dB)	Limit (dBuV/m)	Remark (QP/PK/AV)
1		8820.000	30.55	13.24	43.79	-24.41	68.20	Peak
2	*	10358.500	29.58	16.59	46.17	-22.03	68.20	Peak
3		11744.000	30.64	18.14	48.78	-25.22	74.00	Peak
4		12356.000	30.23	17.88	48.11	-25.89	74.00	Peak

Note:

1. " *", means this data is the worst emission level.
2. C.F (Correction Factor) = Antenna Factor (dB)+ Cable Loss (dB)- Preamplifier(dB).
3. Measurement(dBuV/m) = Reading(dBuV) + C.F (Correction Factor).
4.The emission levels of other frequencies are very lower than the limit and not show in test report.

EUT	AX5400 Wi-Fi 6 Router	Date of Test	2020-09-30
Factor	BBHA 9120D (1GHz~18GHz)_2020	Temp. / Humidity	23.5℃/43%
Polarity	Vertical	Site / Test Engineer	AC1 / Jay Chu
Test Mode	Transmit by 802.11ax-HE20 at channel 5260MHz (Beamforming Mode)	Test Voltage	120V/60Hz

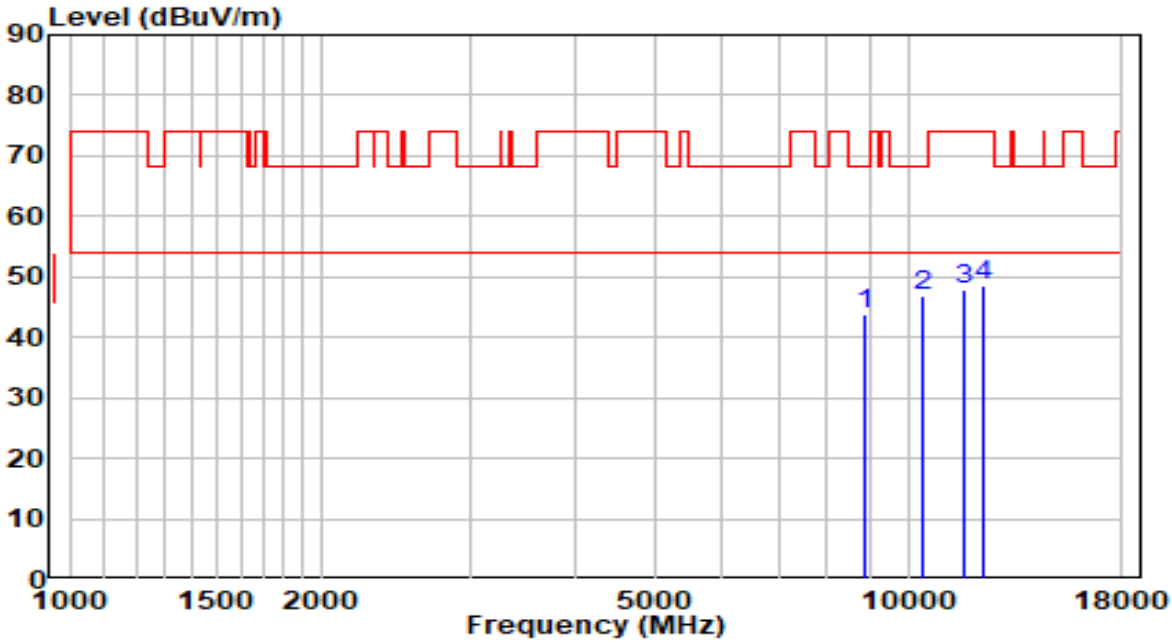

No		Frequency (MHz)	Reading (dBuV)	C.F (dB)	Measurement (dBuV/m)	Margin (dB)	Limit (dBuV/m)	Remark (QP/PK/AV)
1		8862.500	30.36	13.34	43.70	-24.50	68.20	Peak
2	*	10443.500	29.92	16.88	46.80	-21.40	68.20	Peak
3		11642.000	29.77	18.27	48.04	-25.96	74.00	Peak
4		12288.000	30.85	17.87	48.72	-25.28	74.00	Peak

Note:

1. " *", means this data is the worst emission level.
2. C.F (Correction Factor) = Antenna Factor (dB)+ Cable Loss (dB)- Preamplifier(dB).
3. Measurement(dBuV/m) = Reading(dBuV) + C.F (Correction Factor).
4.The emission levels of other frequencies are very lower than the limit and not show in test report.

EUT	AX5400 Wi-Fi 6 Router	Date of Test	2020-09-30
Factor	BBHA 9120D (1GHz~18GHz)_2020	Temp. / Humidity	23.5℃/43%
Polarity	Horizontal	Site / Test Engineer	AC1 / Jay Chu
Test Mode	Transmit by 802.11ax-HE20 at channel 5300MHz (Beamforming Mode)	Test Voltage	120V/60Hz

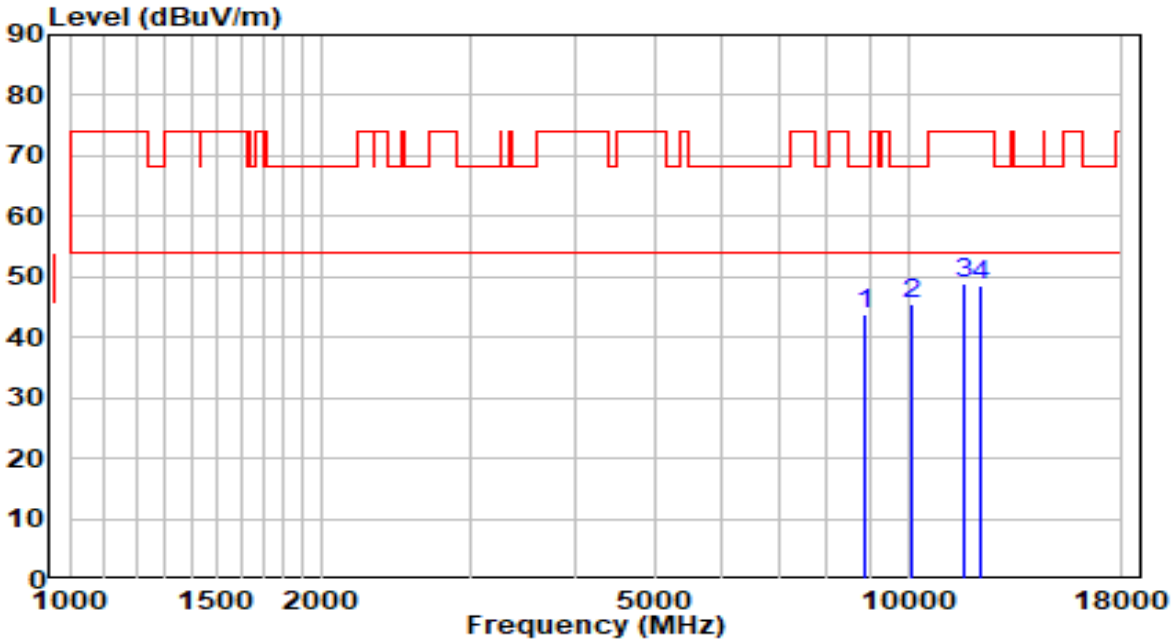

No		Frequency (MHz)	Reading (dBuV)	C.F (dB)	Measurement (dBuV/m)	Margin (dB)	Limit (dBuV/m)	Remark (QP/PK/AV)
1		8896.500	30.44	13.43	43.87	-24.33	68.20	Peak
2	*	10086.500	29.69	15.66	45.35	-22.85	68.20	Peak
3		11633.500	30.75	18.28	49.03	-24.97	74.00	Peak
4		12245.500	30.85	17.86	48.71	-25.29	74.00	Peak

Note:

1. " *", means this data is the worst emission level.
2. C.F (Correction Factor) = Antenna Factor (dB)+ Cable Loss (dB)- Preamplifier(dB).
3. Measurement(dBuV/m) = Reading(dBuV) + C.F (Correction Factor).
4.The emission levels of other frequencies are very lower than the limit and not show in test report.

EUT	AX5400 Wi-Fi 6 Router	Date of Test	2020-09-30
Factor	BBHA 9120D (1GHz~18GHz)_2020	Temp. / Humidity	23.5℃/43%
Polarity	Vertical	Site / Test Engineer	AC1 / Jay Chu
Test Mode	Transmit by 802.11ax-HE20 at channel 5300MHz (Beamforming Mode)	Test Voltage	120V/60Hz

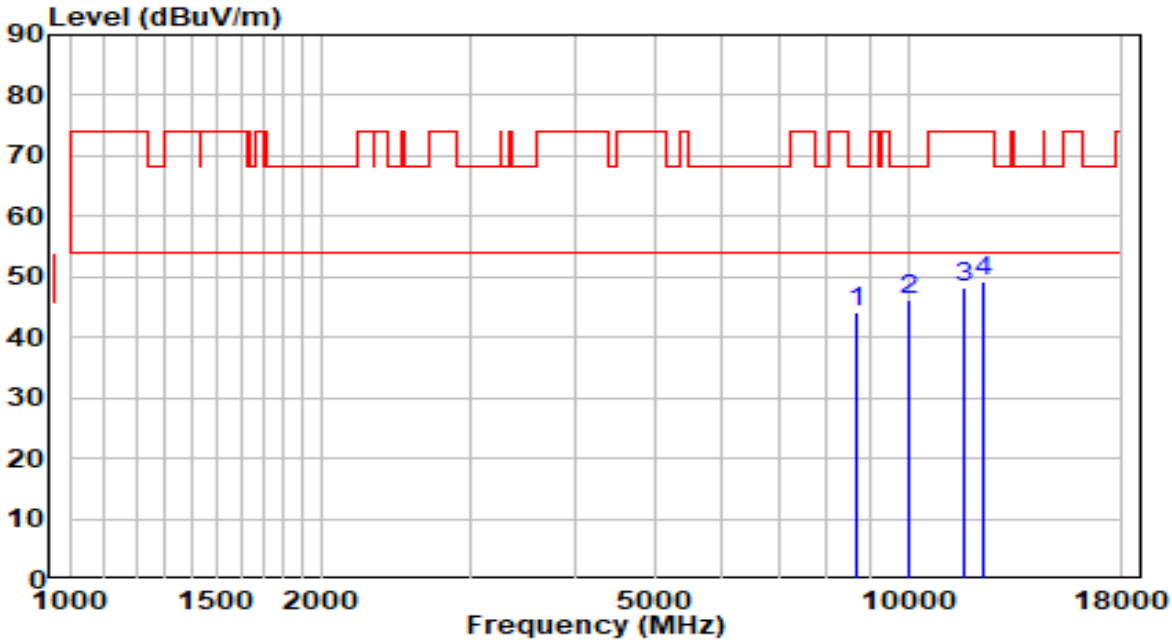

No		Frequency (MHz)	Reading (dBuV)	C.F (dB)	Measurement (dBuV/m)	Margin (dB)	Limit (dBuV/m)	Remark (QP/PK/AV)
1		8692.500	31.34	12.93	44.27	-23.93	68.20	Peak
2	*	10001.500	30.86	15.37	46.22	-21.98	68.20	Peak
3		11633.500	29.81	18.28	48.10	-25.90	74.00	Peak
4		12313.500	31.26	17.87	49.14	-24.86	74.00	Peak

Note:

1. " *", means this data is the worst emission level.
2. C.F (Correction Factor) = Antenna Factor (dB)+ Cable Loss (dB)- Preamplifier(dB).
3. Measurement(dBuV/m) = Reading(dBuV) + C.F (Correction Factor).
4.The emission levels of other frequencies are very lower than the limit and not show in test report.

EUT	AX5400 Wi-Fi 6 Router	Date of Test	2020-09-30
Factor	BBHA 9120D (1GHz~18GHz)_2020	Temp. / Humidity	23.5℃/43%
Polarity	Horizontal	Site / Test Engineer	AC1 / Jay Chu
Test Mode	Transmit by 802.11ax-HE20 at channel 5320MHz (Beamforming Mode)	Test Voltage	120V/60Hz

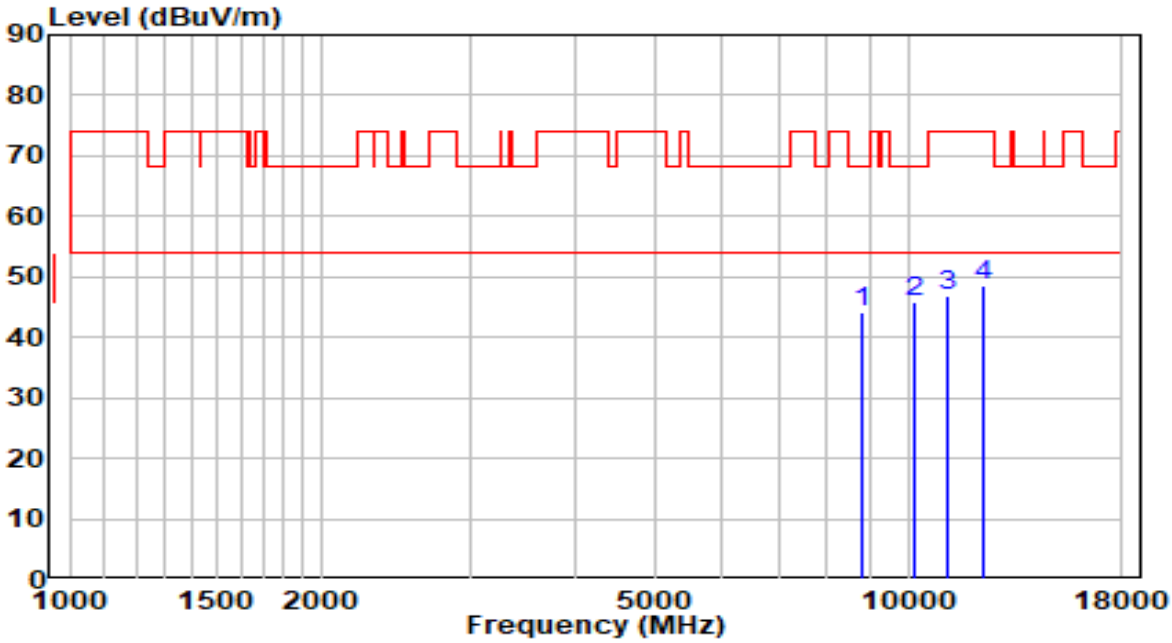

No		Frequency (MHz)	Reading (dBuV)	C.F (dB)	Measurement (dBuV/m)	Margin (dB)	Limit (dBuV/m)	Remark (QP/PK/AV)
1		8828.500	30.85	13.26	44.11	-24.09	68.20	Peak
2	*	10146.000	30.08	15.86	45.93	-22.27	68.20	Peak
3		11132.000	29.00	17.96	46.96	-27.04	74.00	Peak
4		12288.000	30.81	17.87	48.68	-25.32	74.00	Peak

Note:

1. " *", means this data is the worst emission level.
2. C.F (Correction Factor) = Antenna Factor (dB)+ Cable Loss (dB)- Preamplifier(dB).
3. Measurement(dBuV/m) = Reading(dBuV) + C.F (Correction Factor).
4.The emission levels of other frequencies are very lower than the limit and not show in test report.

EUT	AX5400 Wi-Fi 6 Router	Date of Test	2020-09-30
Factor	BBHA 9120D (1GHz~18GHz)_2020	Temp. / Humidity	23.5℃/43%
Polarity	Vertical	Site / Test Engineer	AC1 / Jay Chu
Test Mode	Transmit by 802.11ax-HE20 at channel 5320MHz (Beamforming Mode)	Test Voltage	120V/60Hz

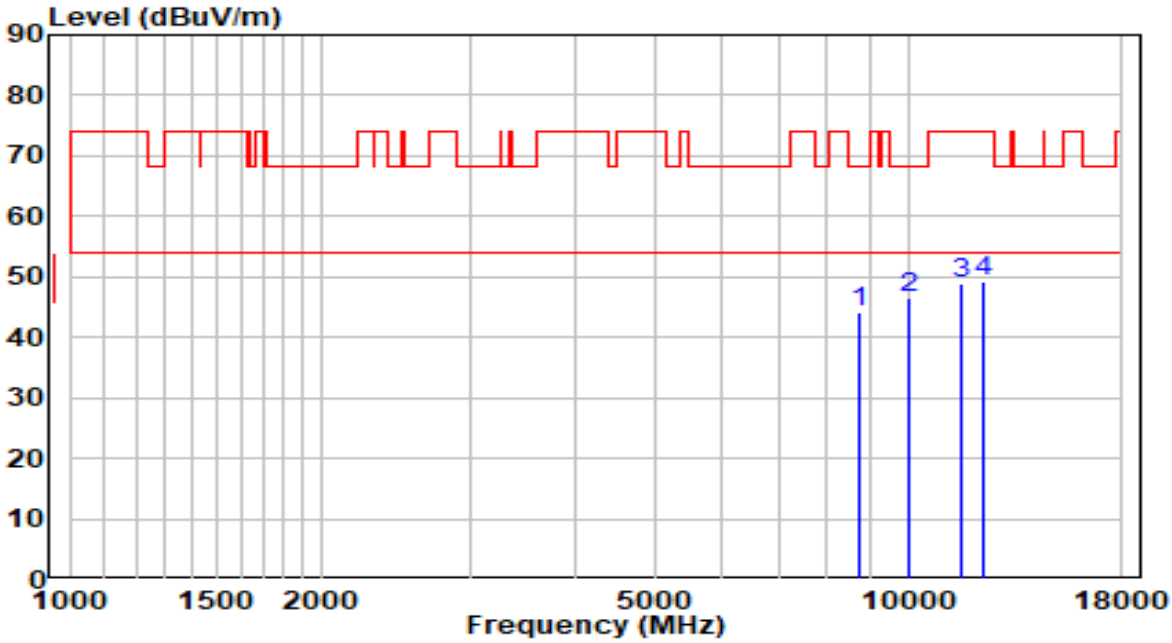

No		Frequency (MHz)	Reading (dBuV)	C.F (dB)	Measurement (dBuV/m)	Margin (dB)	Limit (dBuV/m)	Remark (QP/PK/AV)
1		8743.500	31.19	13.05	44.24	-23.96	68.20	Peak
2	*	10001.500	31.23	15.37	46.59	-21.61	68.20	Peak
3		11591.000	30.54	18.34	48.88	-25.12	74.00	Peak
4		12339.000	31.44	17.88	49.32	-24.68	74.00	Peak

Note:

1. " *", means this data is the worst emission level.
2. C.F (Correction Factor) = Antenna Factor (dB)+ Cable Loss (dB)- Preamplifier(dB).
3. Measurement(dBuV/m) = Reading(dBuV) + C.F (Correction Factor).
4.The emission levels of other frequencies are very lower than the limit and not show in test report.

EUT	AX5400 Wi-Fi 6 Router	Date of Test	2020-09-30
Factor	BBHA 9120D (1GHz~18GHz)_2020	Temp. / Humidity	23.5℃/43%
Polarity	Horizontal	Site / Test Engineer	AC1 / Jay Chu
Test Mode	Transmit by 802.11ax-HE20 at channel 5500MHz (Beamforming Mode)	Test Voltage	120V/60Hz

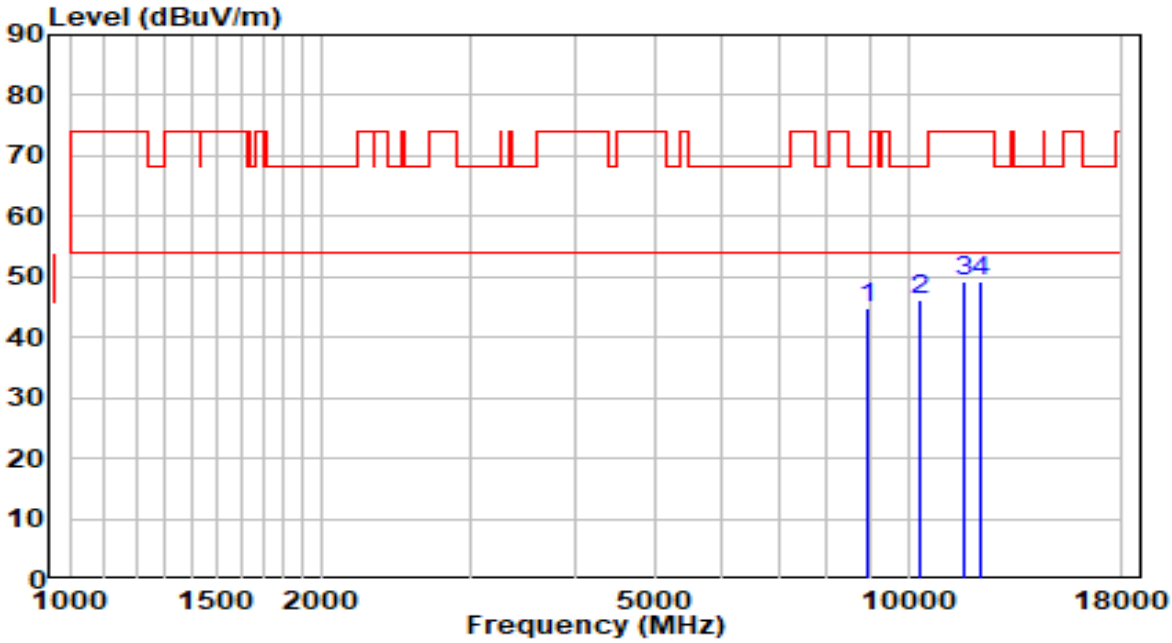

No		Frequency (MHz)	Reading (dBuV)	C.F (dB)	Measurement (dBuV/m)	Margin (dB)	Limit (dBuV/m)	Remark (QP/PK/AV)
1		8947.500	31.13	13.55	44.68	-23.52	68.20	Peak
2	*	10350.000	29.65	16.56	46.21	-21.99	68.20	Peak
3		11633.500	31.01	18.28	49.29	-24.71	74.00	Peak
4		12245.500	31.53	17.86	49.39	-24.61	74.00	Peak

Note:

1. " *", means this data is the worst emission level.
2. C.F (Correction Factor) = Antenna Factor (dB)+ Cable Loss (dB)- Preamplifier(dB).
3. Measurement(dBuV/m) = Reading(dBuV) + C.F (Correction Factor).
4.The emission levels of other frequencies are very lower than the limit and not show in test report.

EUT	AX5400 Wi-Fi 6 Router	Date of Test	2020-09-30
Factor	BBHA 9120D (1GHz~18GHz)_2020	Temp. / Humidity	23.5℃/43%
Polarity	Vertical	Site / Test Engineer	AC1 / Jay Chu
Test Mode	Transmit by 802.11ax-HE20 at channel 5500MHz (Beamforming Mode)	Test Voltage	120V/60Hz

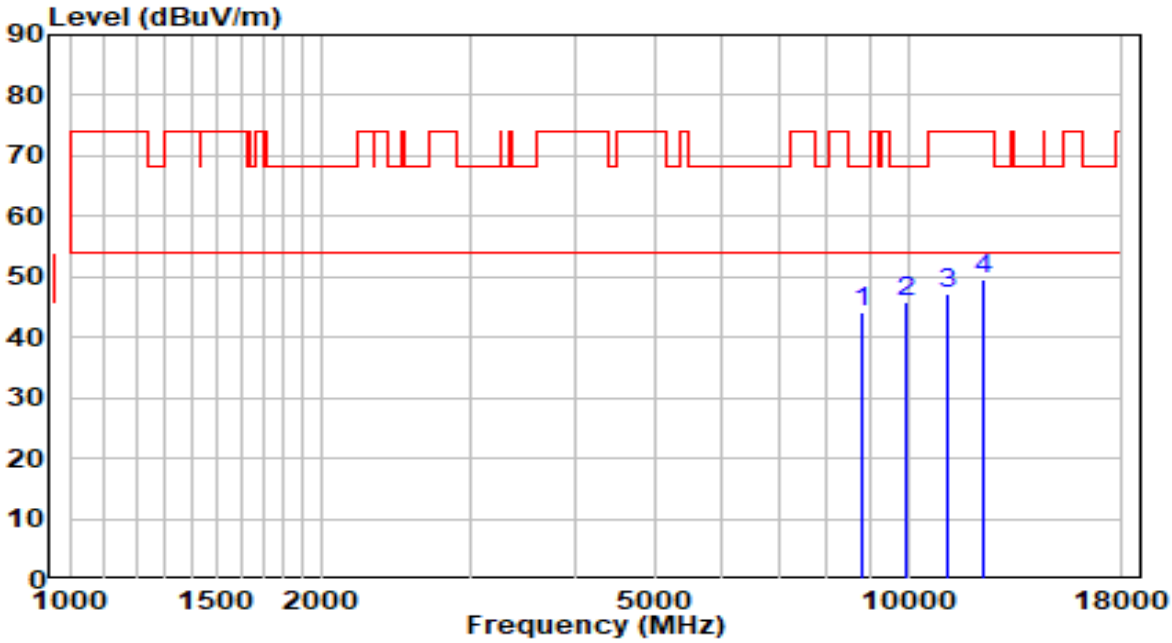

No		Frequency (MHz)	Reading (dBuV)	C.F (dB)	Measurement (dBuV/m)	Margin (dB)	Limit (dBuV/m)	Remark (QP/PK/AV)
1		8794.500	30.91	13.18	44.09	-24.11	68.20	Peak
2	*	9916.500	30.67	15.20	45.87	-22.33	68.20	Peak
3		11140.500	29.25	17.97	47.22	-26.78	74.00	Peak
4		12296.500	31.55	17.87	49.42	-24.58	74.00	Peak

Note:

1. " *", means this data is the worst emission level.
2. C.F (Correction Factor) = Antenna Factor (dB)+ Cable Loss (dB)- Preamplifier(dB).
3. Measurement(dBuV/m) = Reading(dBuV) + C.F (Correction Factor).
4.The emission levels of other frequencies are very lower than the limit and not show in test report.

EUT	AX5400 Wi-Fi 6 Router	Date of Test	2020-09-30
Factor	BBHA 9120D (1GHz~18GHz)_2020	Temp. / Humidity	23.5℃/43%
Polarity	Horizontal	Site / Test Engineer	AC1 / Jay Chu
Test Mode	Transmit by 802.11ax-HE20 at channel 5580MHz (Beamforming Mode)	Test Voltage	120V/60Hz

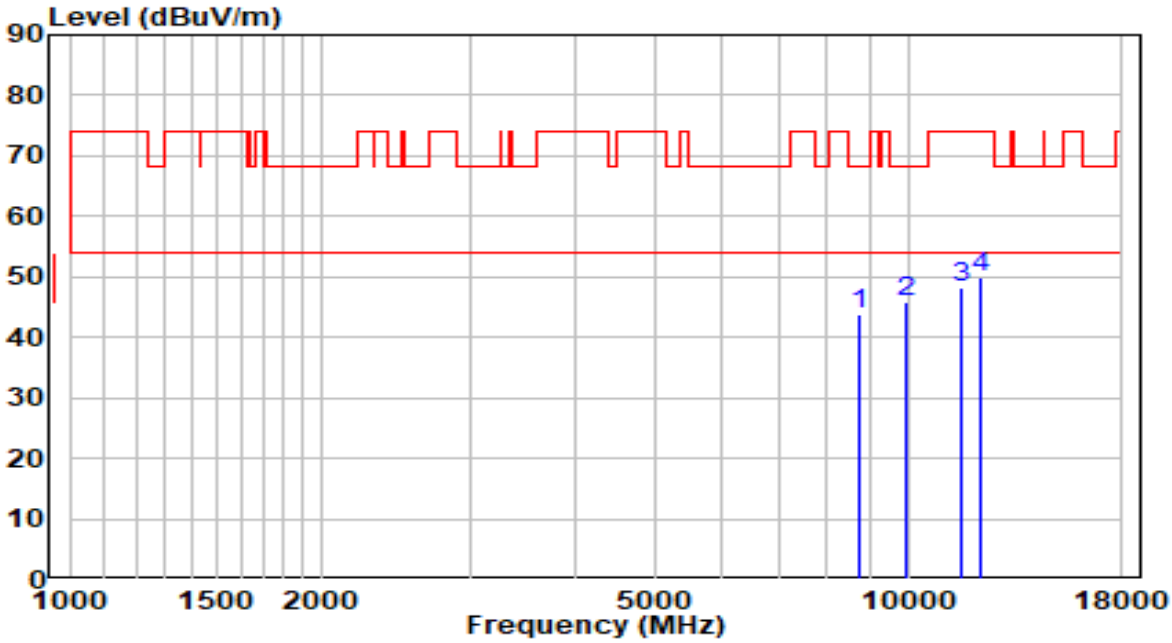

No		Frequency (MHz)	Reading (dBuV)	C.F (dB)	Measurement (dBuV/m)	Margin (dB)	Limit (dBuV/m)	Remark (QP/PK/AV)
1		8743.500	30.72	13.05	43.77	-24.43	68.20	Peak
2	*	9925.000	30.78	15.22	46.00	-22.20	68.20	Peak
3		11591.000	30.01	18.34	48.35	-25.65	74.00	Peak
4		12245.500	31.91	17.86	49.78	-24.22	74.00	Peak

Note:

1. " *", means this data is the worst emission level.
2. C.F (Correction Factor) = Antenna Factor (dB)+ Cable Loss (dB)- Preamplifier(dB).
3. Measurement(dBuV/m) = Reading(dBuV) + C.F (Correction Factor).
4.The emission levels of other frequencies are very lower than the limit and not show in test report.

EUT	AX5400 Wi-Fi 6 Router	Date of Test	2020-09-30
Factor	BBHA 9120D (1GHz~18GHz)_2020	Temp. / Humidity	23.5℃/43%
Polarity	Vertical	Site / Test Engineer	AC1 / Jay Chu
Test Mode	Transmit by 802.11ax-HE20 at channel 5580MHz (Beamforming Mode)	Test Voltage	120V/60Hz

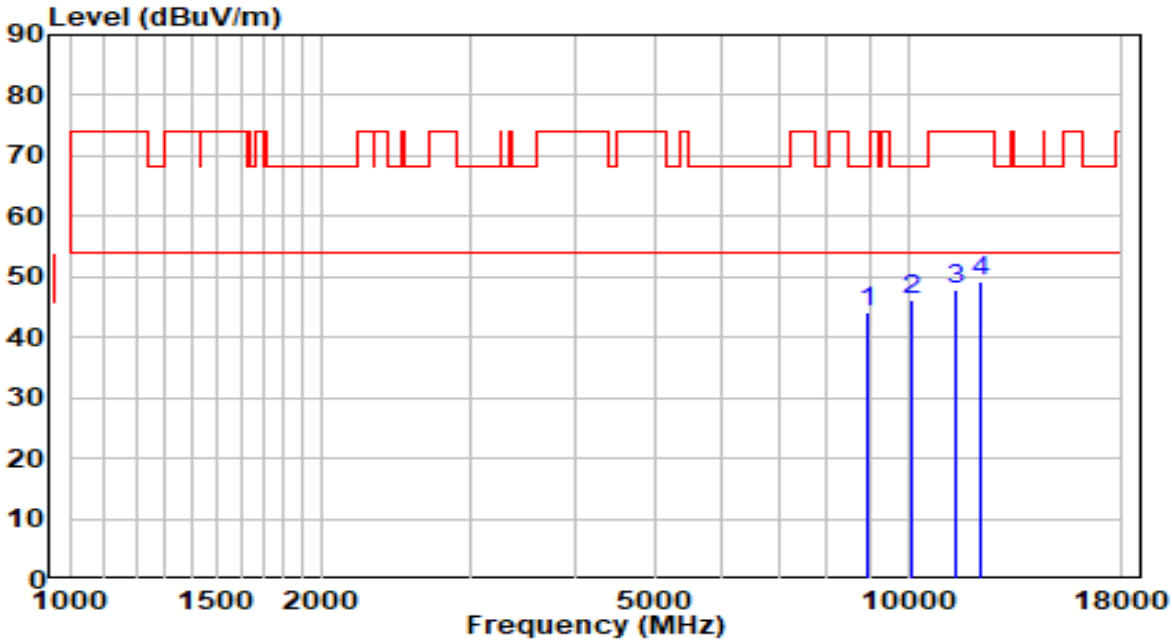

No		Frequency (MHz)	Reading (dBuV)	C.F (dB)	Measurement (dBuV/m)	Margin (dB)	Limit (dBuV/m)	Remark (QP/PK/AV)
1		8947.500	30.74	13.55	44.29	-23.91	68.20	Peak
2	*	10069.500	30.50	15.60	46.10	-22.10	68.20	Peak
3		11378.500	29.72	18.29	48.01	-25.99	74.00	Peak
4		12211.500	31.31	17.86	49.16	-24.84	74.00	Peak

Note:

1. " *", means this data is the worst emission level.
2. C.F (Correction Factor) = Antenna Factor (dB)+ Cable Loss (dB)- Preamplifier(dB).
3. Measurement(dBuV/m) = Reading(dBuV) + C.F (Correction Factor).
4.The emission levels of other frequencies are very lower than the limit and not show in test report.

EUT	AX5400 Wi-Fi 6 Router	Date of Test	2020-09-30
Factor	BBHA 9120D (1GHz~18GHz)_2020	Temp. / Humidity	23.5℃/43%
Polarity	Horizontal	Site / Test Engineer	AC1 / Jay Chu
Test Mode	Transmit by 802.11ax-HE20 at channel 5700MHz (Beamforming Mode)	Test Voltage	120V/60Hz

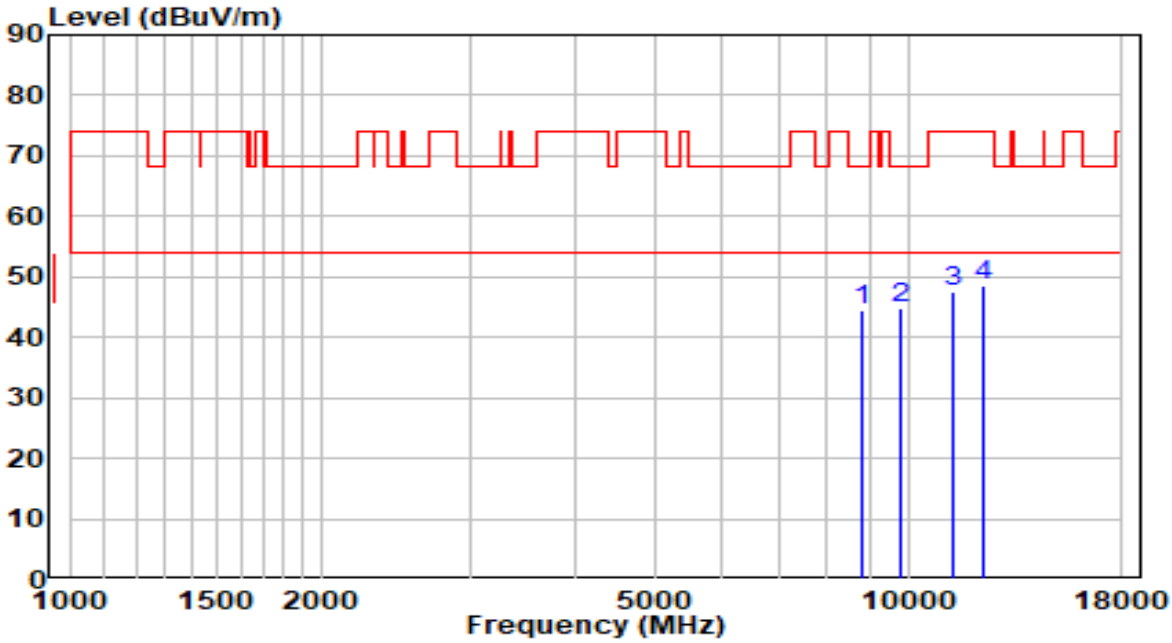

No		Frequency (MHz)	Reading (dBuV)	C.F (dB)	Measurement (dBuV/m)	Margin (dB)	Limit (dBuV/m)	Remark (QP/PK/AV)
1		8837.000	31.27	13.28	44.55	-23.65	68.20	Peak
2	*	9772.000	30.04	14.93	44.97	-23.23	68.20	Peak
3		11344.500	29.23	18.24	47.47	-26.53	74.00	Peak
4		12288.000	30.82	17.87	48.69	-25.31	74.00	Peak

Note:

1. " *", means this data is the worst emission level.
2. C.F (Correction Factor) = Antenna Factor (dB)+ Cable Loss (dB)- Preamplifier(dB).
3. Measurement(dBuV/m) = Reading(dBuV) + C.F (Correction Factor).
4.The emission levels of other frequencies are very lower than the limit and not show in test report.

EUT	AX5400 Wi-Fi 6 Router	Date of Test	2020-09-30
Factor	BBHA 9120D (1GHz~18GHz)_2020	Temp. / Humidity	23.5℃/43%
Polarity	Vertical	Site / Test Engineer	AC1 / Jay Chu
Test Mode	Transmit by 802.11ax-HE20 at channel 5700MHz (Beamforming Mode)	Test Voltage	120V/60Hz

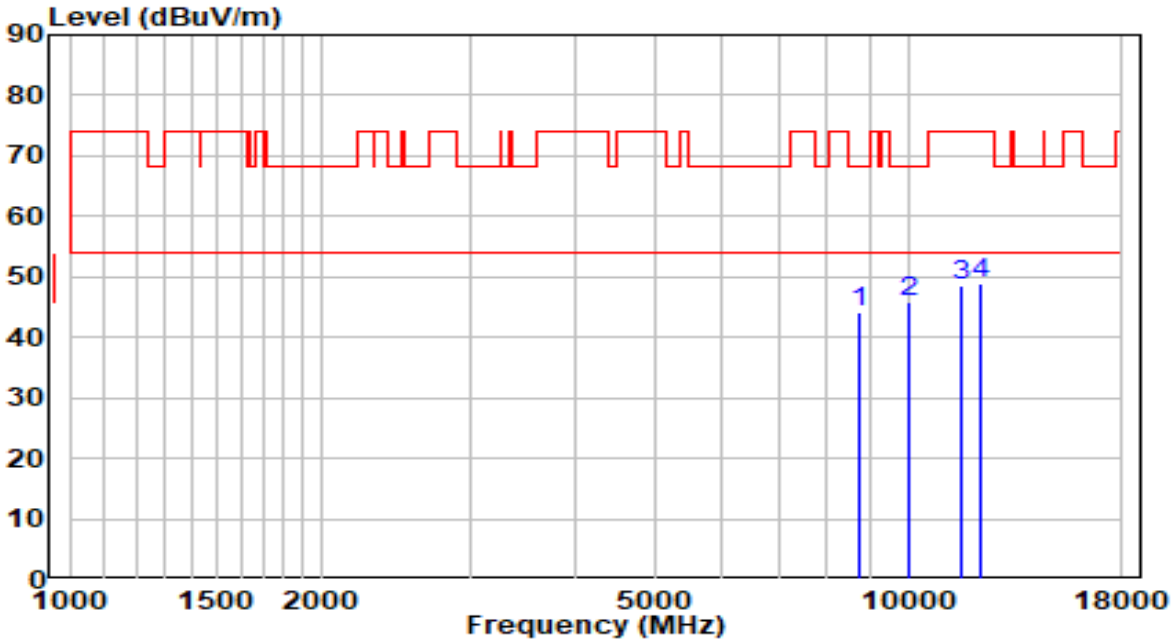

No		Frequency (MHz)	Reading (dBuV)	C.F (dB)	Measurement (dBuV/m)	Margin (dB)	Limit (dBuV/m)	Remark (QP/PK/AV)
1		8743.500	30.93	13.05	43.98	-24.22	68.20	Peak
2	*	10001.500	30.41	15.37	45.77	-22.43	68.20	Peak
3		11531.500	30.32	18.41	48.73	-25.27	74.00	Peak
4		12245.500	30.91	17.86	48.77	-25.23	74.00	Peak

Note:

1. " *", means this data is the worst emission level.
2. C.F (Correction Factor) = Antenna Factor (dB)+ Cable Loss (dB)- Preamplifier(dB).
3. Measurement(dBuV/m) = Reading(dBuV) + C.F (Correction Factor).
4.The emission levels of other frequencies are very lower than the limit and not show in test report.

EUT	AX5400 Wi-Fi 6 Router	Date of Test	2020-09-30
Factor	BBHA 9120D (1GHz~18GHz)_2020	Temp. / Humidity	23.5℃/43%
Polarity	Horizontal	Site / Test Engineer	AC1 / Jay Chu
Test Mode	Transmit by 802.11ax-HE20 at channel 5720MHz (Beamforming Mode)	Test Voltage	120V/60Hz

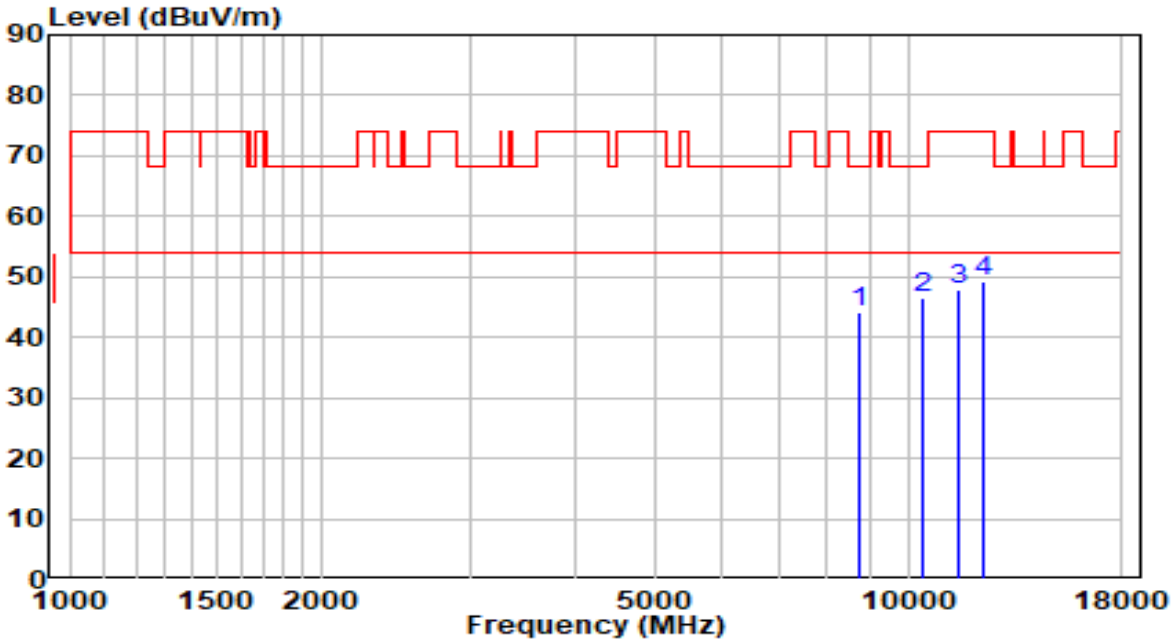

No		Frequency (MHz)	Reading (dBuV)	C.F (dB)	Measurement (dBuV/m)	Margin (dB)	Limit (dBuV/m)	Remark (QP/PK/AV)
1		8743.500	31.13	13.05	44.18	-24.02	68.20	Peak
2	*	10392.500	29.75	16.70	46.45	-21.75	68.20	Peak
3		11480.500	29.39	18.42	47.81	-26.19	74.00	Peak
4		12296.500	31.31	17.87	49.18	-24.82	74.00	Peak

Note:

1. " *", means this data is the worst emission level.
2. C.F (Correction Factor) = Antenna Factor (dB)+ Cable Loss (dB)- Preamplifier(dB).
3. Measurement(dBuV/m) = Reading(dBuV) + C.F (Correction Factor).
4.The emission levels of other frequencies are very lower than the limit and not show in test report.

EUT	AX5400 Wi-Fi 6 Router	Date of Test	2020-09-30
Factor	BBHA 9120D (1GHz~18GHz)_2020	Temp. / Humidity	23.5℃/43%
Polarity	Vertical	Site / Test Engineer	AC1 / Jay Chu
Test Mode	Transmit by 802.11ax-HE20 at channel 5720MHz (Beamforming Mode)	Test Voltage	120V/60Hz

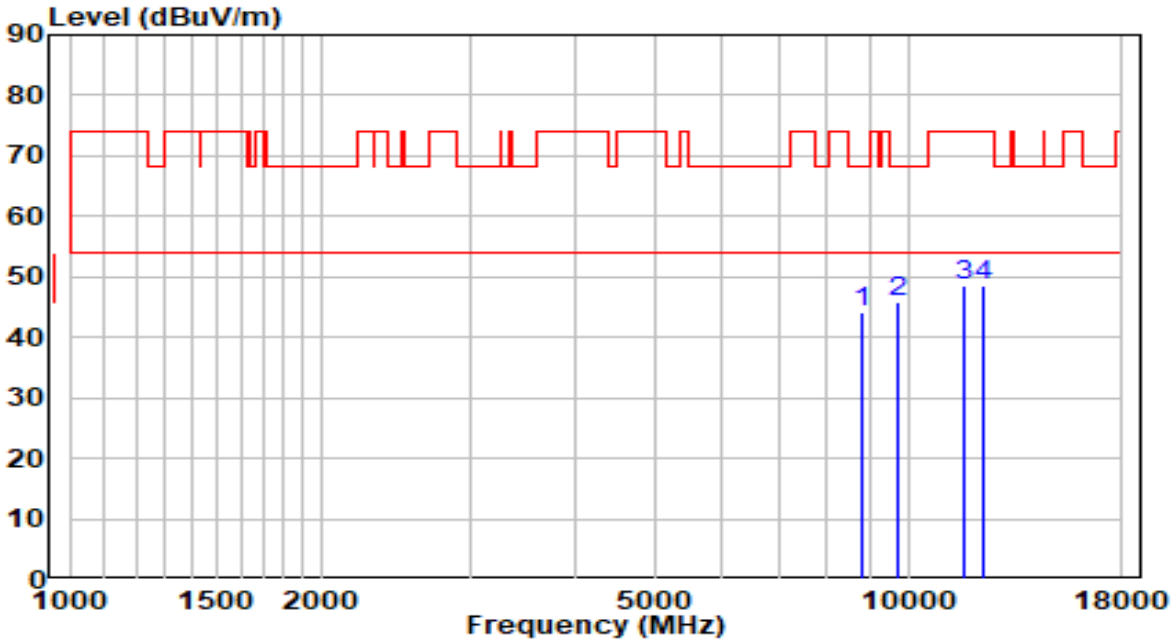

No		Frequency (MHz)	Reading (dBuV)	C.F (dB)	Measurement (dBuV/m)	Margin (dB)	Limit (dBuV/m)	Remark (QP/PK/AV)
1		8837.000	30.89	13.28	44.17	-24.03	68.20	Peak
2	*	9695.500	31.01	14.79	45.80	-22.40	68.20	Peak
3		11693.000	30.37	18.21	48.57	-25.43	74.00	Peak
4		12288.000	30.86	17.87	48.73	-25.27	74.00	Peak

Note:

1. " *", means this data is the worst emission level.
2. C.F (Correction Factor) = Antenna Factor (dB)+ Cable Loss (dB)- Preamplifier(dB).
3. Measurement(dBuV/m) = Reading(dBuV) + C.F (Correction Factor).
4.The emission levels of other frequencies are very lower than the limit and not show in test report.

EUT	AX5400 Wi-Fi 6 Router	Date of Test	2020-09-30
Factor	BBHA 9120D (1GHz~18GHz)_2020	Temp. / Humidity	23.5℃/43%
Polarity	Horizontal	Site / Test Engineer	AC1 / Jay Chu
Test Mode	Transmit by 802.11ax-HE20 at channel 5745MHz (Beamforming Mode)	Test Voltage	120V/60Hz

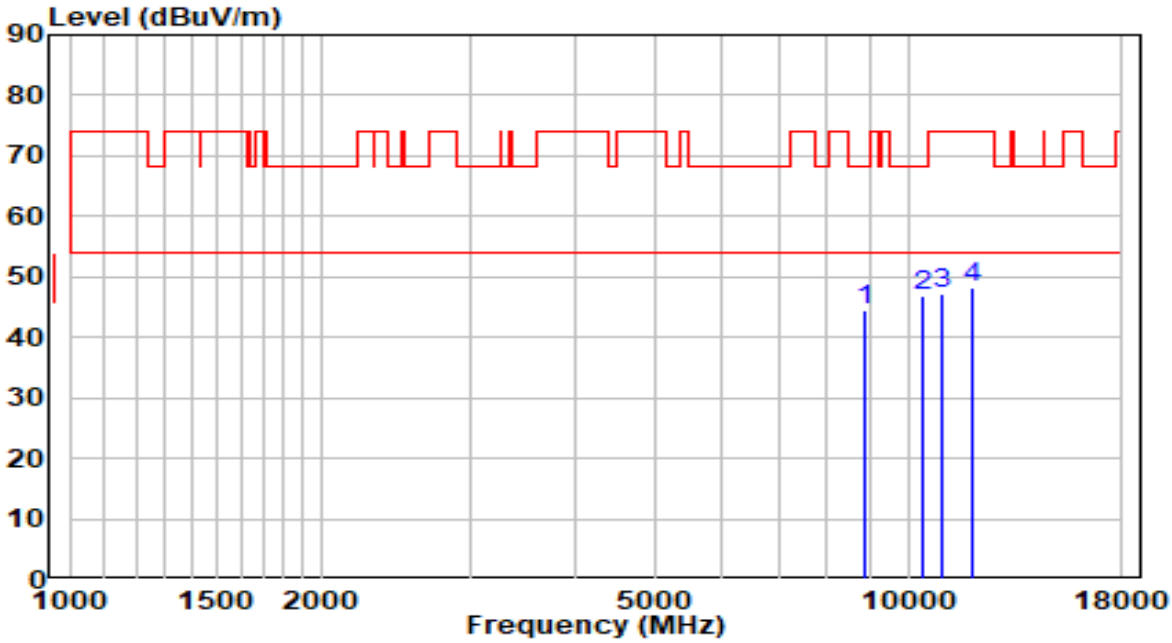

No		Frequency (MHz)	Reading (dBuV)	C.F (dB)	Measurement (dBuV/m)	Margin (dB)	Limit (dBuV/m)	Remark (QP/PK/AV)
1		8905.000	30.94	13.45	44.39	-23.81	68.20	Peak
2	*	10384.000	30.21	16.67	46.88	-21.32	68.20	Peak
3		10962.000	29.55	17.73	47.28	-26.72	74.00	Peak
4		11948.000	30.43	17.89	48.32	-25.68	74.00	Peak

Note:

1. " *", means this data is the worst emission level.
2. C.F (Correction Factor) = Antenna Factor (dB)+ Cable Loss (dB)- Preamplifier(dB).
3. Measurement(dBuV/m) = Reading(dBuV) + C.F (Correction Factor).
4.The emission levels of other frequencies are very lower than the limit and not show in test report.

EUT	AX5400 Wi-Fi 6 Router	Date of Test	2020-09-30
Factor	BBHA 9120D (1GHz~18GHz)_2020	Temp. / Humidity	23.5℃/43%
Polarity	Vertical	Site / Test Engineer	AC1 / Jay Chu
Test Mode	Transmit by 802.11ax-HE20 at channel 5745MHz (Beamforming Mode)	Test Voltage	120V/60Hz

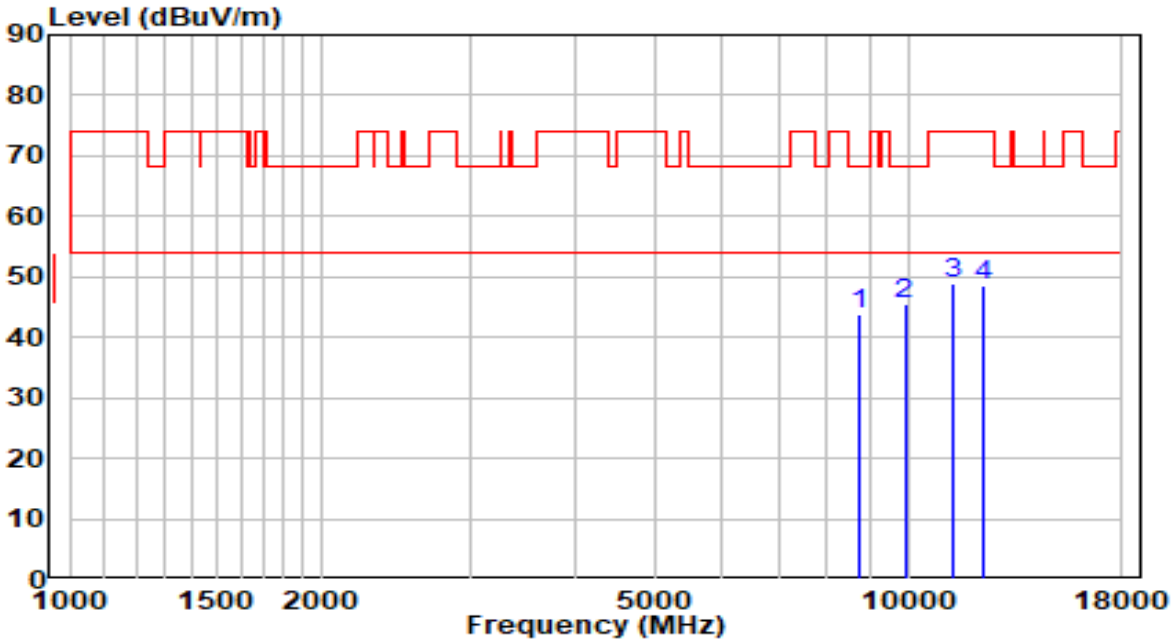

No		Frequency (MHz)	Reading (dBuV)	C.F (dB)	Measurement (dBuV/m)	Margin (dB)	Limit (dBuV/m)	Remark (QP/PK/AV)
1		8769.000	30.80	13.11	43.92	-24.28	68.20	Peak
2	*	9908.000	30.23	15.19	45.42	-22.78	68.20	Peak
3		11319.000	30.86	18.21	49.07	-24.93	74.00	Peak
4		12254.000	30.73	17.86	48.59	-25.41	74.00	Peak

Note:

1. " *", means this data is the worst emission level.
2. C.F (Correction Factor) = Antenna Factor (dB)+ Cable Loss (dB)- Preamplifier(dB).
3. Measurement(dBuV/m) = Reading(dBuV) + C.F (Correction Factor).
4.The emission levels of other frequencies are very lower than the limit and not show in test report.

EUT	AX5400 Wi-Fi 6 Router	Date of Test	2020-09-30
Factor	BBHA 9120D (1GHz~18GHz)_2020	Temp. / Humidity	23.5℃/43%
Polarity	Horizontal	Site / Test Engineer	AC1 / Jay Chu
Test Mode	Transmit by 802.11ax-HE20 at channel 5785MHz (Beamforming Mode)	Test Voltage	120V/60Hz

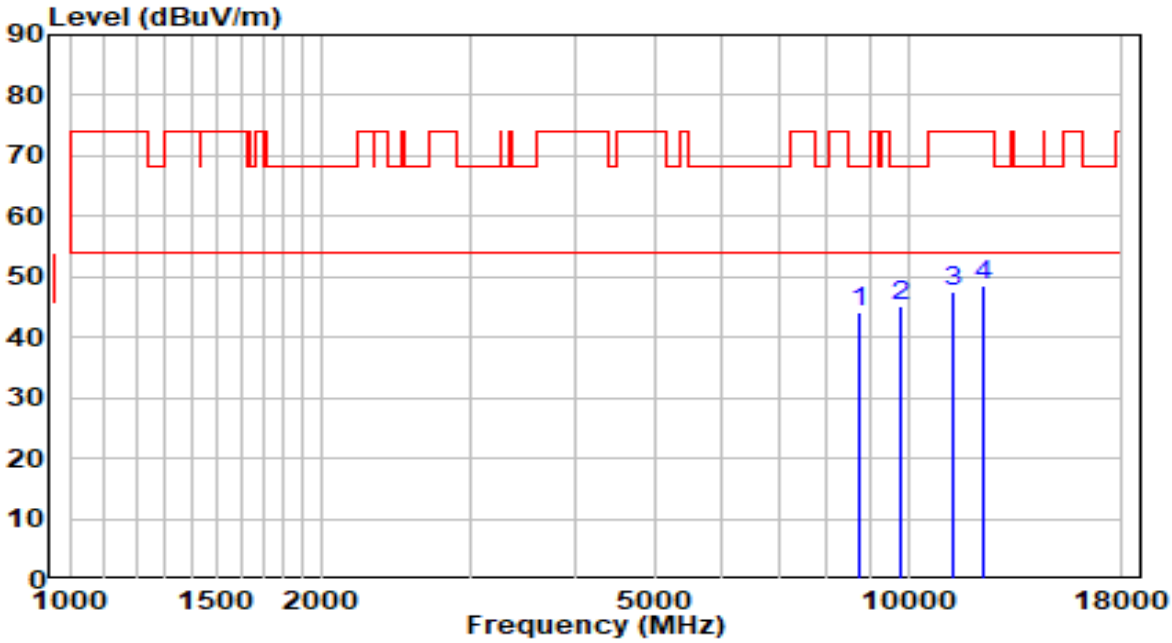

No		Frequency (MHz)	Reading (dBuV)	C.F (dB)	Measurement (dBuV/m)	Margin (dB)	Limit (dBuV/m)	Remark (QP/PK/AV)
1		8752.000	31.22	13.07	44.30	-23.90	68.20	Peak
2	*	9823.000	29.99	15.03	45.01	-23.19	68.20	Peak
3		11276.500	29.41	18.15	47.56	-26.44	74.00	Peak
4		12254.000	30.57	17.86	48.43	-25.57	74.00	Peak

Note:

1. " *", means this data is the worst emission level.
2. C.F (Correction Factor) = Antenna Factor (dB)+ Cable Loss (dB)- Preamplifier(dB).
3. Measurement(dBuV/m) = Reading(dBuV) + C.F (Correction Factor).
4.The emission levels of other frequencies are very lower than the limit and not show in test report.

EUT	AX5400 Wi-Fi 6 Router	Date of Test	2020-09-30
Factor	BBHA 9120D (1GHz~18GHz)_2020	Temp. / Humidity	23.5℃/43%
Polarity	Vertical	Site / Test Engineer	AC1 / Jay Chu
Test Mode	Transmit by 802.11ax-HE20 at channel 5785MHz (Beamforming Mode)	Test Voltage	120V/60Hz

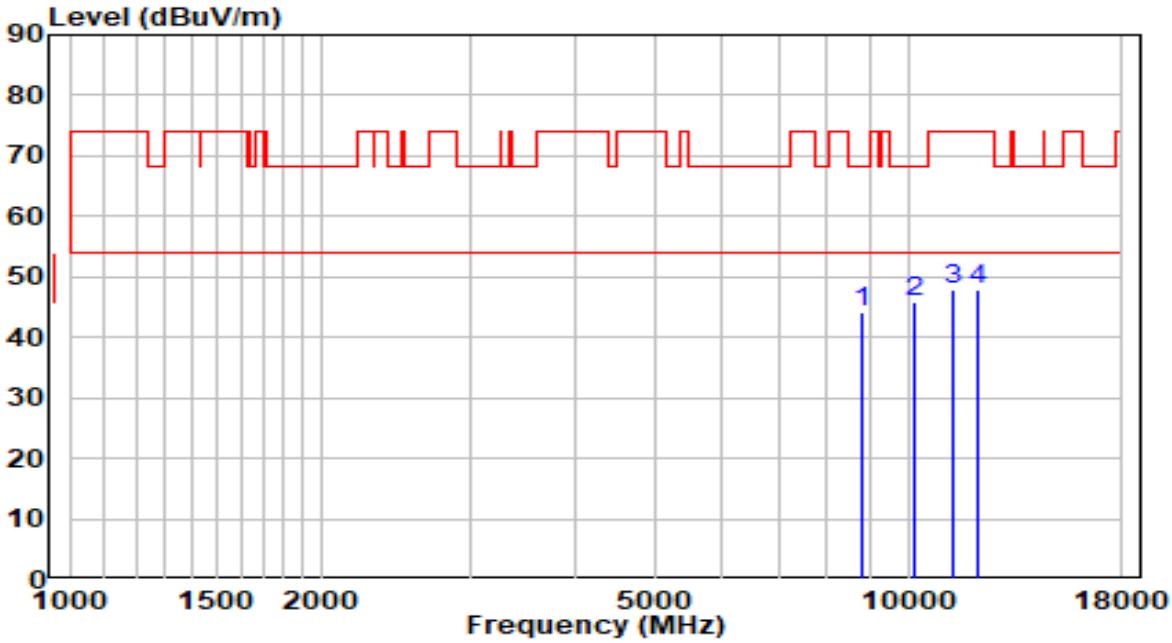

No		Frequency (MHz)	Reading (dBuV)	C.F (dB)	Measurement (dBuV/m)	Margin (dB)	Limit (dBuV/m)	Remark (QP/PK/AV)
1		8837.000	30.82	13.28	44.10	-24.10	68.20	Peak
2	*	10171.500	29.90	15.95	45.85	-22.35	68.20	Peak
3		11276.500	29.71	18.15	47.86	-26.14	74.00	Peak
4		12075.500	30.14	17.83	47.97	-26.03	74.00	Peak

Note:

1. " *", means this data is the worst emission level.
2. C.F (Correction Factor) = Antenna Factor (dB)+ Cable Loss (dB)- Preamplifier(dB).
3. Measurement(dBuV/m) = Reading(dBuV) + C.F (Correction Factor).
4.The emission levels of other frequencies are very lower than the limit and not show in test report.

EUT	AX5400 Wi-Fi 6 Router	Date of Test	2020-09-30
Factor	BBHA 9120D (1GHz~18GHz)_2020	Temp. / Humidity	23.5℃/43%
Polarity	Horizontal	Site / Test Engineer	AC1 / Jay Chu
Test Mode	Transmit by 802.11ax-HE20 at channel 5825MHz (Beamforming Mode)	Test Voltage	120V/60Hz

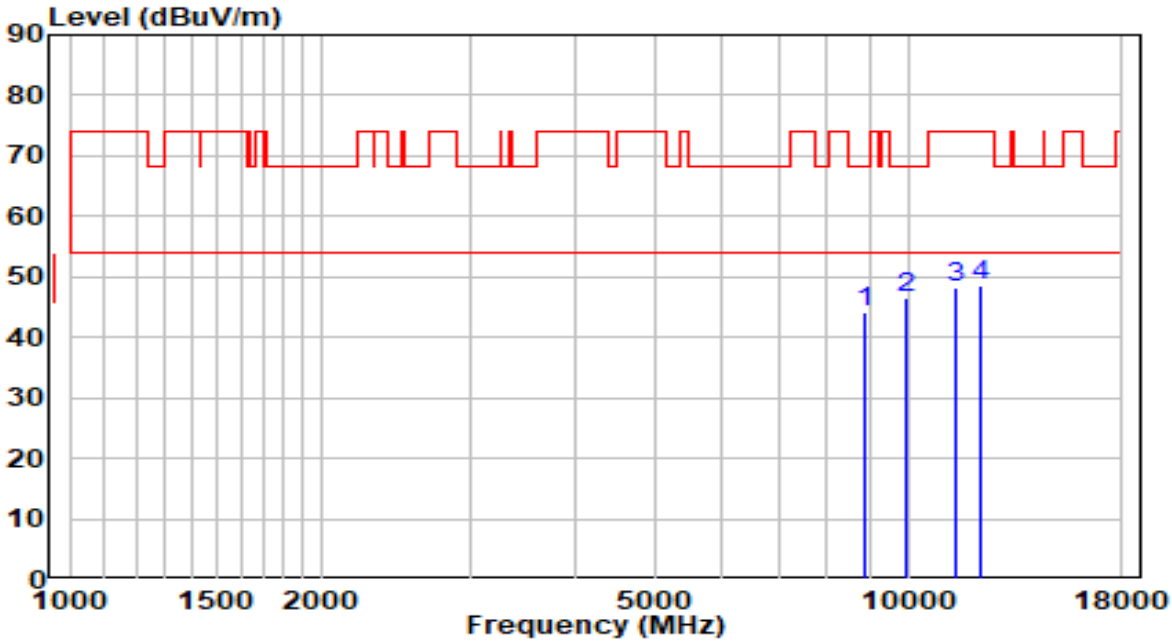

No		Frequency (MHz)	Reading (dBuV)	C.F (dB)	Measurement (dBuV/m)	Margin (dB)	Limit (dBuV/m)	Remark (QP/PK/AV)
1		8879.500	30.62	13.38	44.00	-24.20	68.20	Peak
2	*	9976.000	31.05	15.31	46.37	-21.83	68.20	Peak
3		11378.500	29.81	18.29	48.09	-25.91	74.00	Peak
4		12203.000	30.69	17.85	48.55	-25.45	74.00	Peak

Note:

1. " *", means this data is the worst emission level.
2. C.F (Correction Factor) = Antenna Factor (dB)+ Cable Loss (dB)- Preamplifier(dB).
3. Measurement(dBuV/m) = Reading(dBuV) + C.F (Correction Factor).
4.The emission levels of other frequencies are very lower than the limit and not show in test report.

EUT	AX5400 Wi-Fi 6 Router	Date of Test	2020-09-30
Factor	BBHA 9120D (1GHz~18GHz)_2020	Temp. / Humidity	23.5℃/43%
Polarity	Vertical	Site / Test Engineer	AC1 / Jay Chu
Test Mode	Transmit by 802.11ax-HE20 at channel 5825MHz (Beamforming Mode)	Test Voltage	120V/60Hz

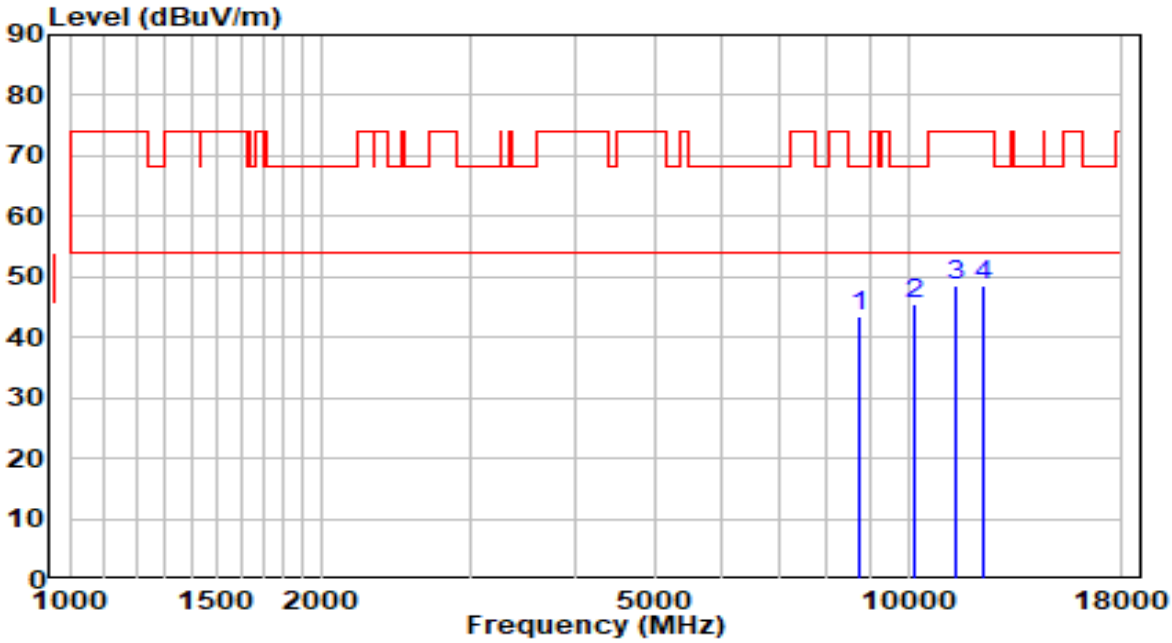

No		Frequency (MHz)	Reading (dBuV)	C.F (dB)	Measurement (dBuV/m)	Margin (dB)	Limit (dBuV/m)	Remark (QP/PK/AV)
1		8743.500	30.41	13.05	43.46	-24.74	68.20	Peak
2	*	10154.500	29.73	15.89	45.61	-22.59	68.20	Peak
3		11378.500	30.30	18.29	48.58	-25.42	74.00	Peak
4		12254.000	30.62	17.86	48.49	-25.51	74.00	Peak

Note:

1. " *", means this data is the worst emission level.
2. C.F (Correction Factor) = Antenna Factor (dB)+ Cable Loss (dB)- Preamplifier(dB).
3. Measurement(dBuV/m) = Reading(dBuV) + C.F (Correction Factor).
4.The emission levels of other frequencies are very lower than the limit and not show in test report.

EUT	AX5400 Wi-Fi 6 Router	Date of Test	2020-09-30
Factor	BBHA 9120D (1GHz~18GHz)_2020	Temp. / Humidity	23.5℃/43%
Polarity	Horizontal	Site / Test Engineer	AC1 / Jay Chu
Test Mode	Transmit by 802.11ax-HE40 at channel 5190MHz (Beamforming Mode)	Test Voltage	120V/60Hz

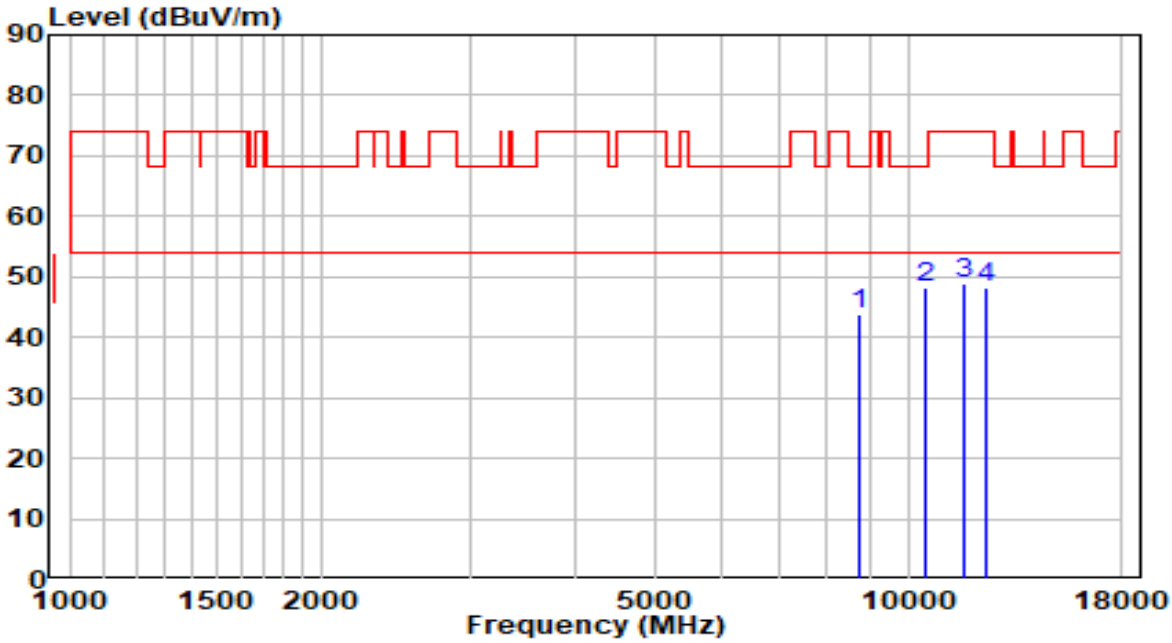

No		Frequency (MHz)	Reading (dBuV)	C.F (dB)	Measurement (dBuV/m)	Margin (dB)	Limit (dBuV/m)	Remark (QP/PK/AV)
1		8743.500	30.77	13.05	43.83	-24.37	68.20	Peak
2	*	10520.000	31.08	17.10	48.18	-20.02	68.20	Peak
3		11693.000	30.56	18.21	48.76	-25.24	74.00	Peak
4		12364.500	30.48	17.88	48.36	-25.64	74.00	Peak

Note:

1. " *", means this data is the worst emission level.
2. C.F (Correction Factor) = Antenna Factor (dB)+ Cable Loss (dB)- Preamplifier(dB).
3. Measurement(dBuV/m) = Reading(dBuV) + C.F (Correction Factor).
4.The emission levels of other frequencies are very lower than the limit and not show in test report.

EUT	AX5400 Wi-Fi 6 Router	Date of Test	2020-09-30
Factor	BBHA 9120D (1GHz~18GHz)_2020	Temp. / Humidity	23.5℃/43%
Polarity	Vertical	Site / Test Engineer	AC1 / Jay Chu
Test Mode	Transmit by 802.11ax-HE40 at channel 5190MHz (Beamforming Mode)	Test Voltage	120V/60Hz

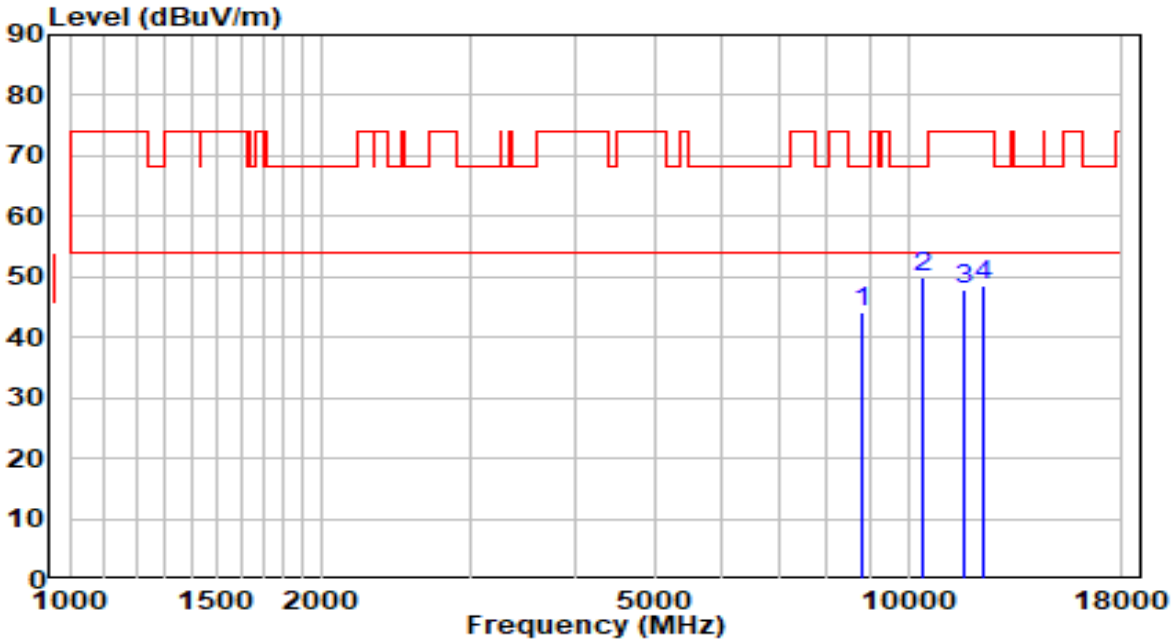

No		Frequency (MHz)	Reading (dBuV)	C.F (dB)	Measurement (dBuV/m)	Margin (dB)	Limit (dBuV/m)	Remark (QP/PK/AV)
1		8794.500	31.12	13.18	44.30	-23.90	68.20	Peak
2	*	10375.500	33.34	16.64	49.98	-18.22	68.20	Peak
3		11633.500	29.77	18.28	48.05	-25.95	74.00	Peak
4		12305.000	30.72	17.87	48.59	-25.41	74.00	Peak

Note:

1. " *", means this data is the worst emission level.
2. C.F (Correction Factor) = Antenna Factor (dB)+ Cable Loss (dB)- Preamplifier(dB).
3. Measurement(dBuV/m) = Reading(dBuV) + C.F (Correction Factor).
4.The emission levels of other frequencies are very lower than the limit and not show in test report.

EUT	AX5400 Wi-Fi 6 Router	Date of Test	2020-09-30
Factor	BBHA 9120D (1GHz~18GHz)_2020	Temp. / Humidity	23.5℃/43%
Polarity	Horizontal	Site / Test Engineer	AC1 / Jay Chu
Test Mode	Transmit by 802.11ax-HE40 at channel 5230MHz (Beamforming Mode)	Test Voltage	120V/60Hz

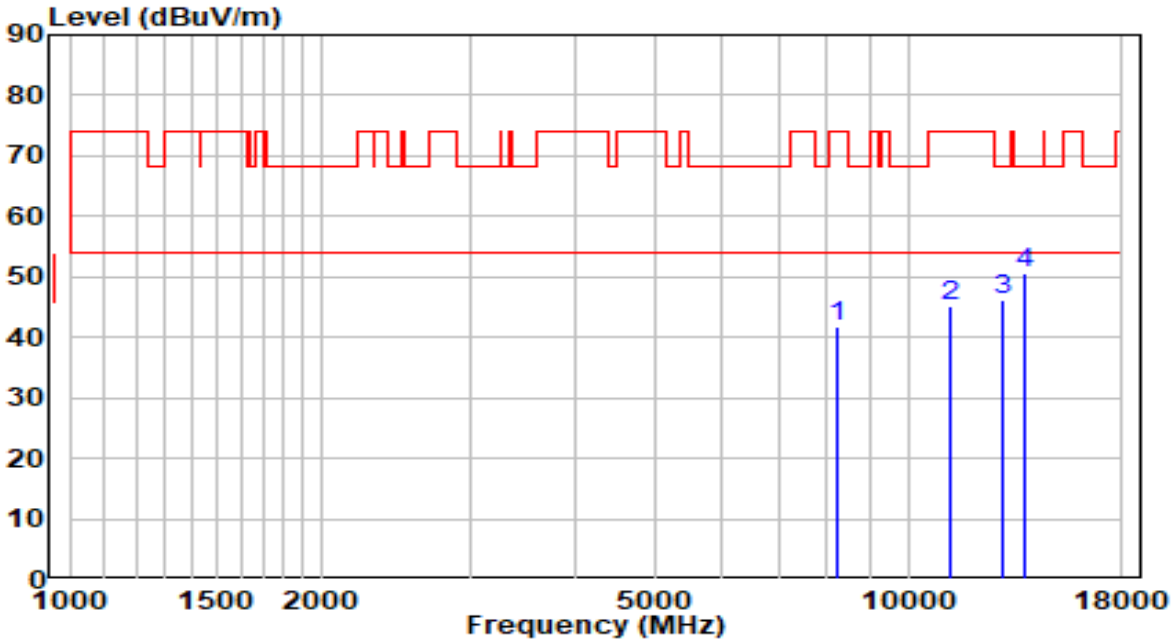

No		Frequency (MHz)	Reading (dBuV)	C.F (dB)	Measurement (dBuV/m)	Margin (dB)	Limit (dBuV/m)	Remark (QP/PK/AV)
1		8250.500	29.27	12.49	41.77	-32.23	74.00	Peak
2		11191.500	27.07	18.04	45.10	-28.90	74.00	Peak
3		12993.500	26.96	19.27	46.23	-21.97	68.20	Peak
4	*	13809.500	29.46	21.15	50.61	-17.59	68.20	Peak

Note:

1. " *", means this data is the worst emission level.
2. C.F (Correction Factor) = Antenna Factor (dB)+ Cable Loss (dB)- Preamplifier(dB).
3. Measurement(dBuV/m) = Reading(dBuV) + C.F (Correction Factor).
4.The emission levels of other frequencies are very lower than the limit and not show in test report.

EUT	AX5400 Wi-Fi 6 Router	Date of Test	2020-09-30
Factor	BBHA 9120D (1GHz~18GHz)_2020	Temp. / Humidity	23.5℃/43%
Polarity	Vertical	Site / Test Engineer	AC1 / Jay Chu
Test Mode	Transmit by 802.11ax-HE40 at channel 5230MHz (Beamforming Mode)	Test Voltage	120V/60Hz

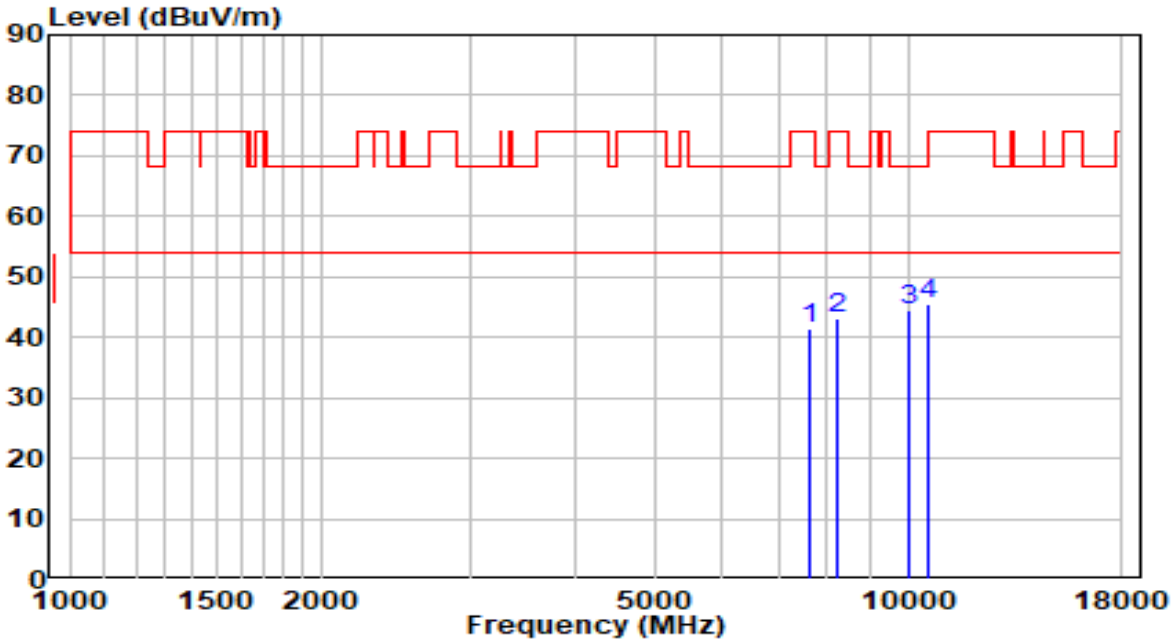

No		Frequency (MHz)	Reading (dBuV)	C.F (dB)	Measurement (dBuV/m)	Margin (dB)	Limit (dBuV/m)	Remark (QP/PK/AV)
1		7638.500	29.35	11.94	41.29	-32.71	74.00	Peak
2		8233.500	30.51	12.49	43.01	-30.99	74.00	Peak
3		10001.500	29.08	15.37	44.45	-23.75	68.20	Peak
4	*	10588.000	28.24	17.19	45.44	-22.76	68.20	Peak

Note:

1. " *", means this data is the worst emission level.
2. C.F (Correction Factor) = Antenna Factor (dB)+ Cable Loss (dB)- Preamplifier(dB).
3. Measurement(dBuV/m) = Reading(dBuV) + C.F (Correction Factor).
4.The emission levels of other frequencies are very lower than the limit and not show in test report.

EUT	AX5400 Wi-Fi 6 Router	Date of Test	2020-09-30
Factor	BBHA 9120D (1GHz~18GHz)_2020	Temp. / Humidity	23.5℃/43%
Polarity	Horizontal	Site / Test Engineer	AC1 / Jay Chu
Test Mode	Transmit by 802.11ax-HE40 at channel 5270MHz (Beamforming Mode)	Test Voltage	120V/60Hz

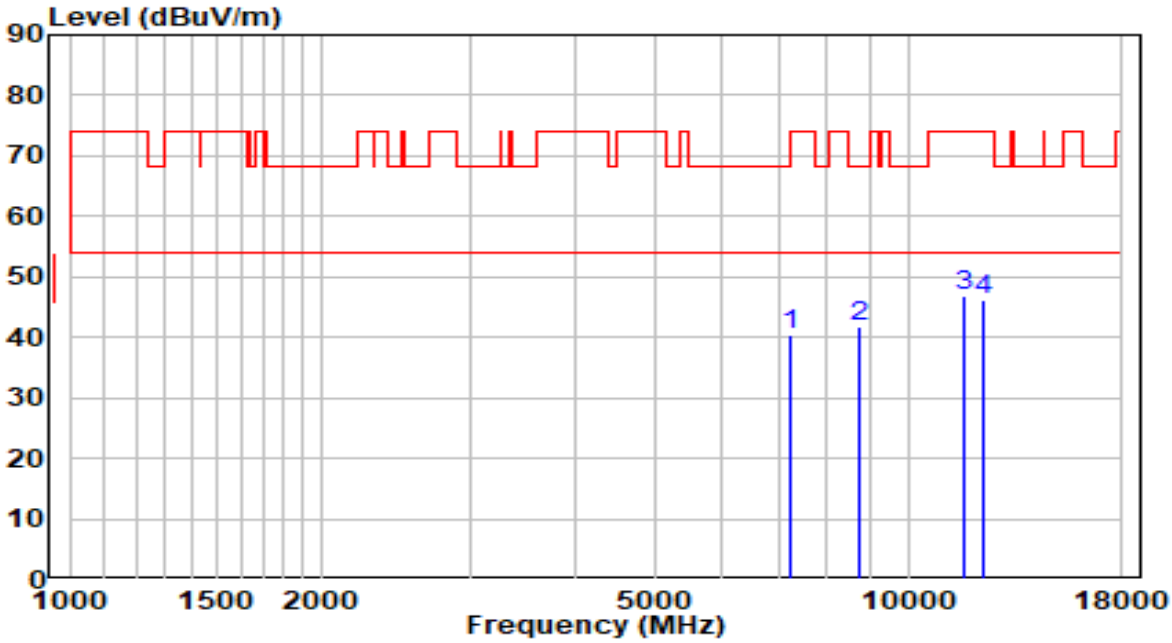

No		Frequency (MHz)	Reading (dBuV)	C.F (dB)	Measurement (dBuV/m)	Margin (dB)	Limit (dBuV/m)	Remark (QP/PK/AV)
1		7222.000	29.65	10.93	40.58	-27.62	68.20	Peak
2	*	8760.500	28.70	13.09	41.79	-26.41	68.20	Peak
3		11701.500	28.68	18.20	46.88	-27.12	74.00	Peak
4		12279.500	28.35	17.87	46.22	-27.78	74.00	Peak

Note:

1. " *", means this data is the worst emission level.
2. C.F (Correction Factor) = Antenna Factor (dB)+ Cable Loss (dB)- Preamplifier(dB).
3. Measurement(dBuV/m) = Reading(dBuV) + C.F (Correction Factor).
4.The emission levels of other frequencies are very lower than the limit and not show in test report.

EUT	AX5400 Wi-Fi 6 Router	Date of Test	2020-09-30
Factor	BBHA 9120D (1GHz~18GHz)_2020	Temp. / Humidity	23.5℃/43%
Polarity	Vertical	Site / Test Engineer	AC1 / Jay Chu
Test Mode	Transmit by 802.11ax-HE40 at channel 5270MHz (Beamforming Mode)	Test Voltage	120V/60Hz

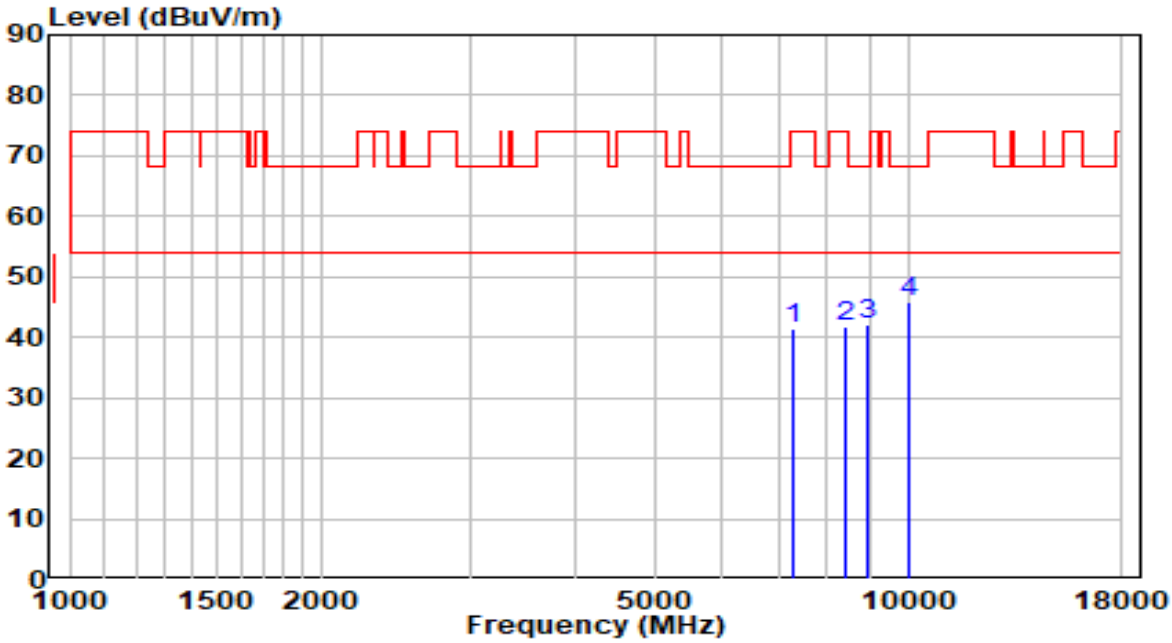

No		Frequency (MHz)	Reading (dBuV)	C.F (dB)	Measurement (dBuV/m)	Margin (dB)	Limit (dBuV/m)	Remark (QP/PK/AV)
1		7290.000	30.43	11.12	41.55	-32.45	74.00	Peak
2		8403.500	29.33	12.47	41.80	-32.20	74.00	Peak
3		8956.000	28.64	13.57	42.22	-25.98	68.20	Peak
4	*	10001.500	30.39	15.37	45.75	-22.45	68.20	Peak

Note:

1. " *", means this data is the worst emission level.
2. C.F (Correction Factor) = Antenna Factor (dB)+ Cable Loss (dB)- Preamplifier(dB).
3. Measurement(dBuV/m) = Reading(dBuV) + C.F (Correction Factor).
4.The emission levels of other frequencies are very lower than the limit and not show in test report.

EUT	AX5400 Wi-Fi 6 Router	Date of Test	2020-09-30
Factor	BBHA 9120D (1GHz~18GHz)_2020	Temp. / Humidity	23.5℃/43%
Polarity	Horizontal	Site / Test Engineer	AC1 / Jay Chu
Test Mode	Transmit by 802.11ax-HE40 at channel 5310MHz (Beamforming Mode)	Test Voltage	120V/60Hz

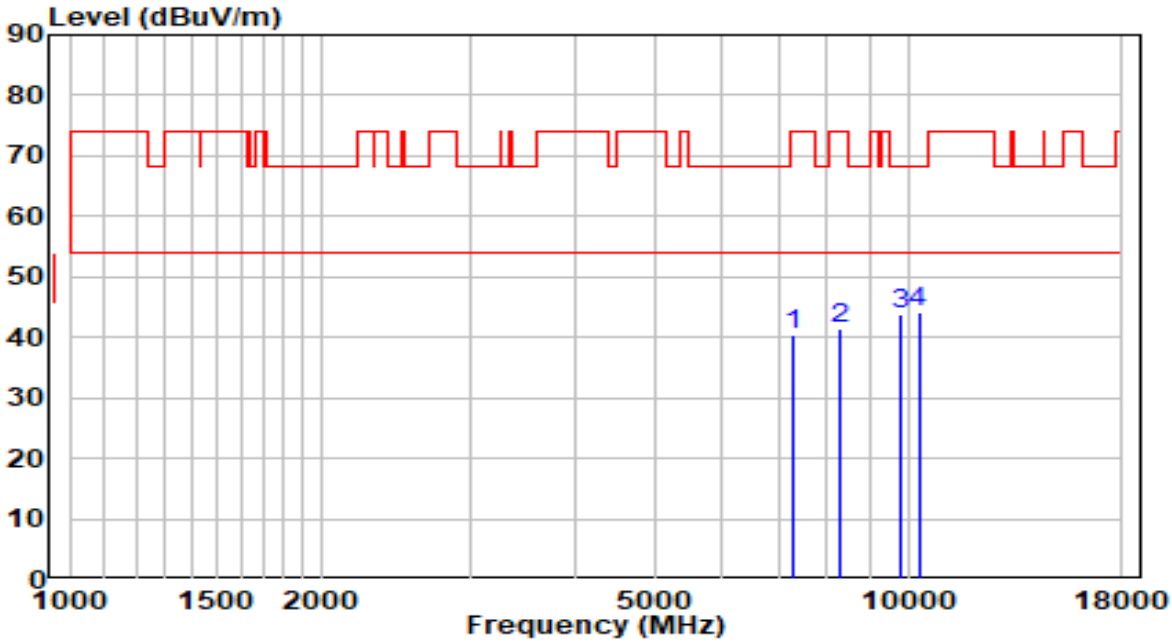

No		Frequency (MHz)	Reading (dBuV)	C.F (dB)	Measurement (dBuV/m)	Margin (dB)	Limit (dBuV/m)	Remark (QP/PK/AV)
1		7290.000	29.40	11.12	40.52	-33.48	74.00	Peak
2		8276.000	28.98	12.49	41.47	-32.53	74.00	Peak
3		9823.000	28.69	15.03	43.72	-24.48	68.20	Peak
4	*	10290.500	27.80	16.35	44.16	-24.04	68.20	Peak

Note:

1. " *", means this data is the worst emission level.
2. C.F (Correction Factor) = Antenna Factor (dB)+ Cable Loss (dB)- Preamplifier(dB).
3. Measurement(dBuV/m) = Reading(dBuV) + C.F (Correction Factor).
4.The emission levels of other frequencies are very lower than the limit and not show in test report.

EUT	AX5400 Wi-Fi 6 Router	Date of Test	2020-09-30
Factor	BBHA 9120D (1GHz~18GHz)_2020	Temp. / Humidity	23.5℃/43%
Polarity	Vertical	Site / Test Engineer	AC1 / Jay Chu
Test Mode	Transmit by 802.11ax-HE40 at channel 5310MHz (Beamforming Mode)	Test Voltage	120V/60Hz

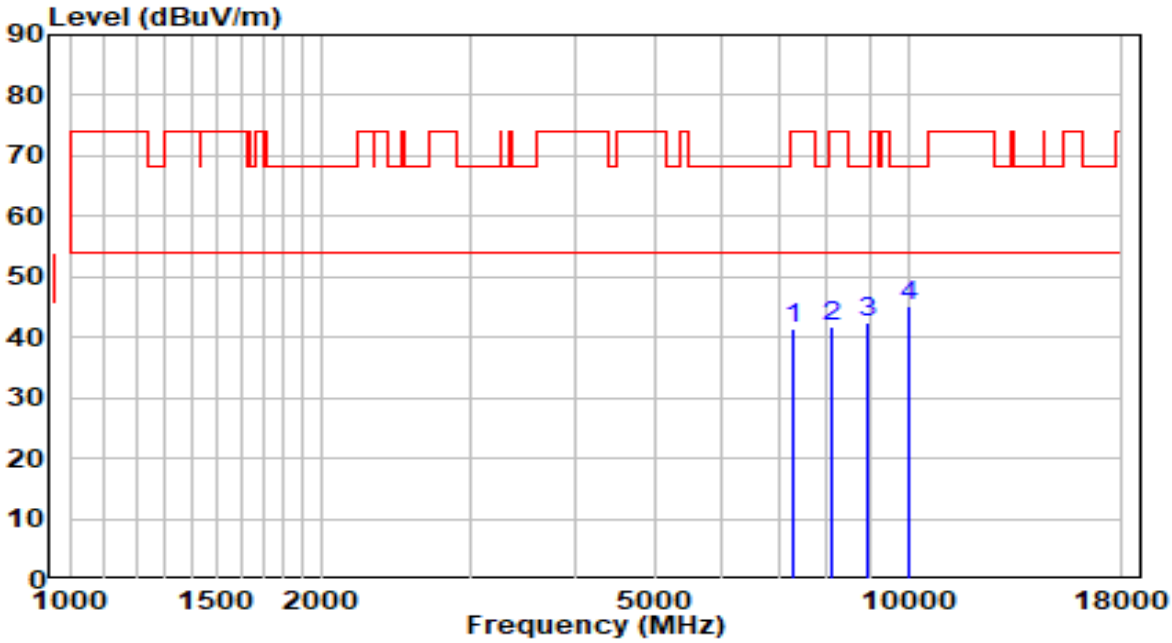

No		Frequency (MHz)	Reading (dBuV)	C.F (dB)	Measurement (dBuV/m)	Margin (dB)	Limit (dBuV/m)	Remark (QP/PK/AV)
1		7290.000	30.34	11.12	41.47	-32.53	74.00	Peak
2		8131.500	29.42	12.51	41.93	-32.07	74.00	Peak
3		8939.000	28.81	13.53	42.34	-25.86	68.20	Peak
4	*	10001.500	29.74	15.37	45.11	-23.09	68.20	Peak

Note:

1. " *", means this data is the worst emission level.
2. C.F (Correction Factor) = Antenna Factor (dB)+ Cable Loss (dB)- Preamplifier(dB).
3. Measurement(dBuV/m) = Reading(dBuV) + C.F (Correction Factor).
4.The emission levels of other frequencies are very lower than the limit and not show in test report.

EUT	AX5400 Wi-Fi 6 Router	Date of Test	2020-09-30
Factor	BBHA 9120D (1GHz~18GHz)_2020	Temp. / Humidity	23.5℃/43%
Polarity	Horizontal	Site / Test Engineer	AC1 / Jay Chu
Test Mode	Transmit by 802.11ax-HE40 at channel 5510MHz (Beamforming Mode)	Test Voltage	120V/60Hz

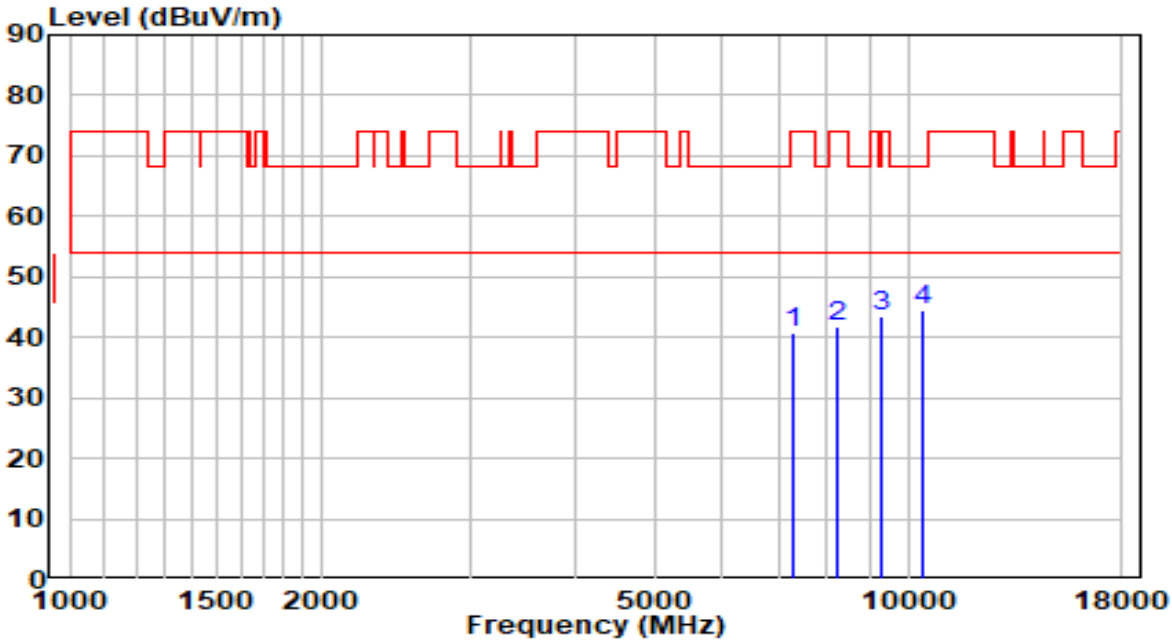

No		Frequency (MHz)	Reading (dBuV)	C.F (dB)	Measurement (dBuV/m)	Margin (dB)	Limit (dBuV/m)	Remark (QP/PK/AV)
1		7273.000	29.53	11.07	40.60	-33.40	74.00	Peak
2		8242.000	29.17	12.49	41.67	-32.33	74.00	Peak
3		9270.500	29.51	14.08	43.59	-24.61	68.20	Peak
4	*	10418.000	27.65	16.79	44.44	-23.76	68.20	Peak

Note:

1. " *", means this data is the worst emission level.
2. C.F (Correction Factor) = Antenna Factor (dB)+ Cable Loss (dB)- Preamplifier(dB).
3. Measurement(dBuV/m) = Reading(dBuV) + C.F (Correction Factor).
4.The emission levels of other frequencies are very lower than the limit and not show in test report.

EUT	AX5400 Wi-Fi 6 Router	Date of Test	2020-09-30
Factor	BBHA 9120D (1GHz~18GHz)_2020	Temp. / Humidity	23.5℃/43%
Polarity	Vertical	Site / Test Engineer	AC1 / Jay Chu
Test Mode	Transmit by 802.11ax-HE40 at channel 5510MHz (Beamforming Mode)	Test Voltage	120V/60Hz

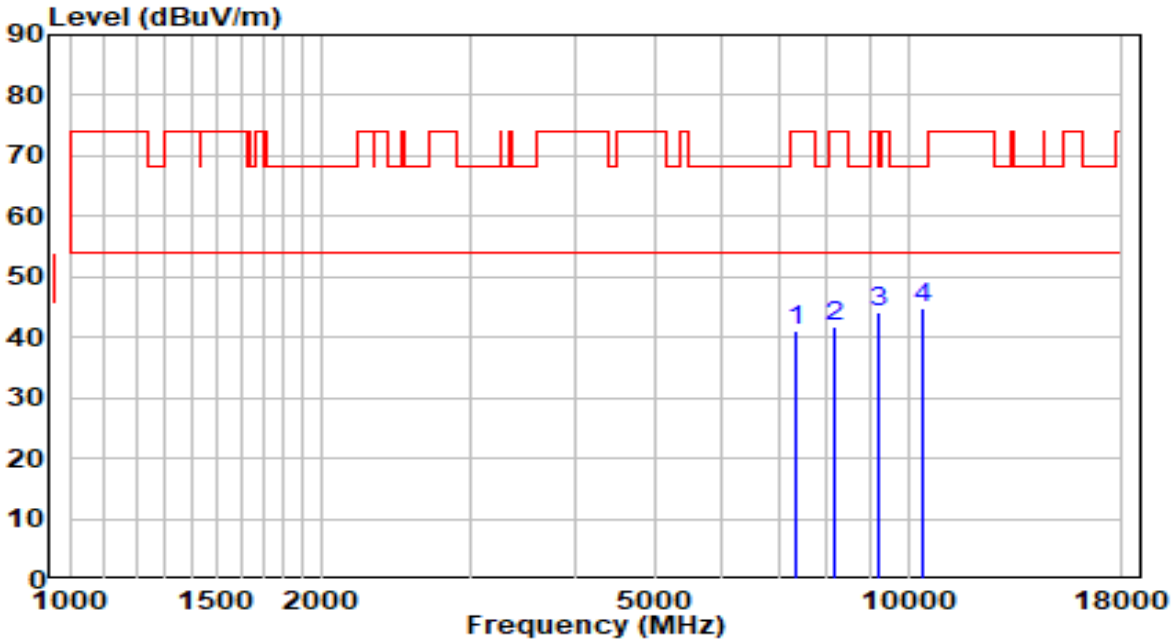

No		Frequency (MHz)	Reading (dBuV)	C.F (dB)	Measurement (dBuV/m)	Margin (dB)	Limit (dBuV/m)	Remark (QP/PK/AV)
1		7332.500	29.83	11.24	41.07	-32.93	74.00	Peak
2		8191.000	29.39	12.50	41.89	-32.11	74.00	Peak
3		9253.500	29.93	14.06	43.99	-24.21	68.20	Peak
4	*	10401.000	28.16	16.73	44.89	-23.31	68.20	Peak

Note:

1. " *", means this data is the worst emission level.
2. C.F (Correction Factor) = Antenna Factor (dB)+ Cable Loss (dB)- Preamplifier(dB).
3. Measurement(dBuV/m) = Reading(dBuV) + C.F (Correction Factor).
4.The emission levels of other frequencies are very lower than the limit and not show in test report.

EUT	AX5400 Wi-Fi 6 Router	Date of Test	2020-09-30
Factor	BBHA 9120D (1GHz~18GHz)_2020	Temp. / Humidity	23.5℃/43%
Polarity	Horizontal	Site / Test Engineer	AC1 / Jay Chu
Test Mode	Transmit by 802.11ax-HE40 at channel 5550MHz (Beamforming Mode)	Test Voltage	120V/60Hz

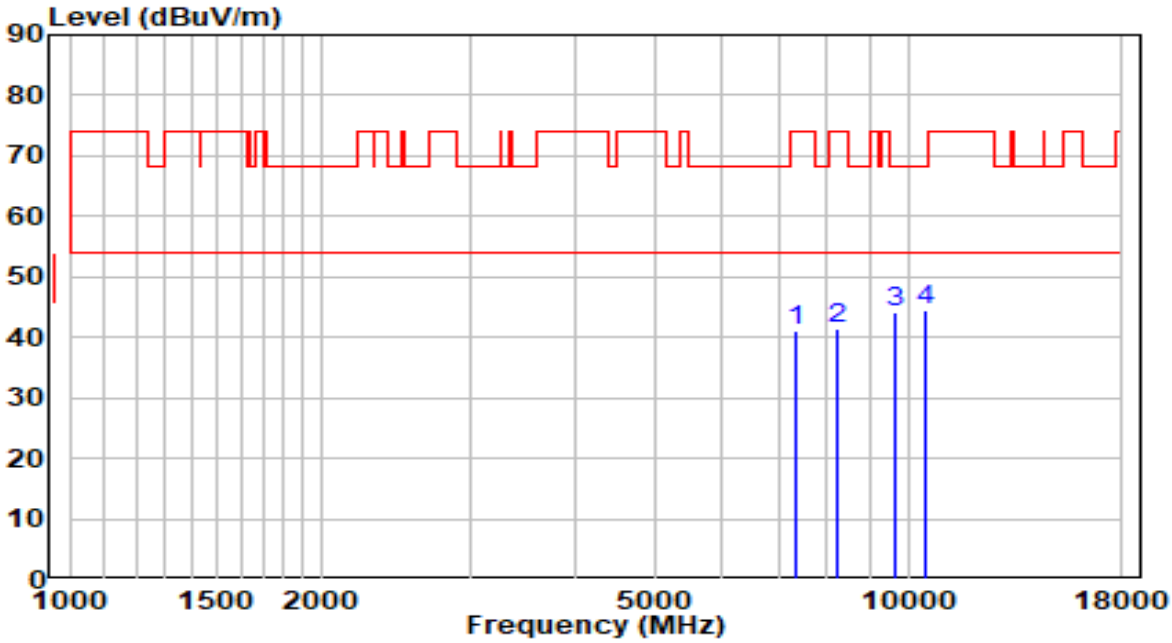

No		Frequency (MHz)	Reading (dBuV)	C.F (dB)	Measurement (dBuV/m)	Margin (dB)	Limit (dBuV/m)	Remark (QP/PK/AV)
1		7358.000	29.69	11.31	41.00	-33.00	74.00	Peak
2		8208.000	28.82	12.50	41.32	-32.68	74.00	Peak
3		9670.000	29.38	14.74	44.12	-24.08	68.20	Peak
4	*	10520.000	27.47	17.10	44.57	-23.63	68.20	Peak

Note:

1. " *", means this data is the worst emission level.
2. C.F (Correction Factor) = Antenna Factor (dB)+ Cable Loss (dB)- Preamplifier(dB).
3. Measurement(dBuV/m) = Reading(dBuV) + C.F (Correction Factor).
4.The emission levels of other frequencies are very lower than the limit and not show in test report.

EUT	AX5400 Wi-Fi 6 Router	Date of Test	2020-09-30
Factor	BBHA 9120D (1GHz~18GHz)_2020	Temp. / Humidity	23.5℃/43%
Polarity	Vertical	Site / Test Engineer	AC1 / Jay Chu
Test Mode	Transmit by 802.11ax-HE40 at channel 5550MHz (Beamforming Mode)	Test Voltage	120V/60Hz

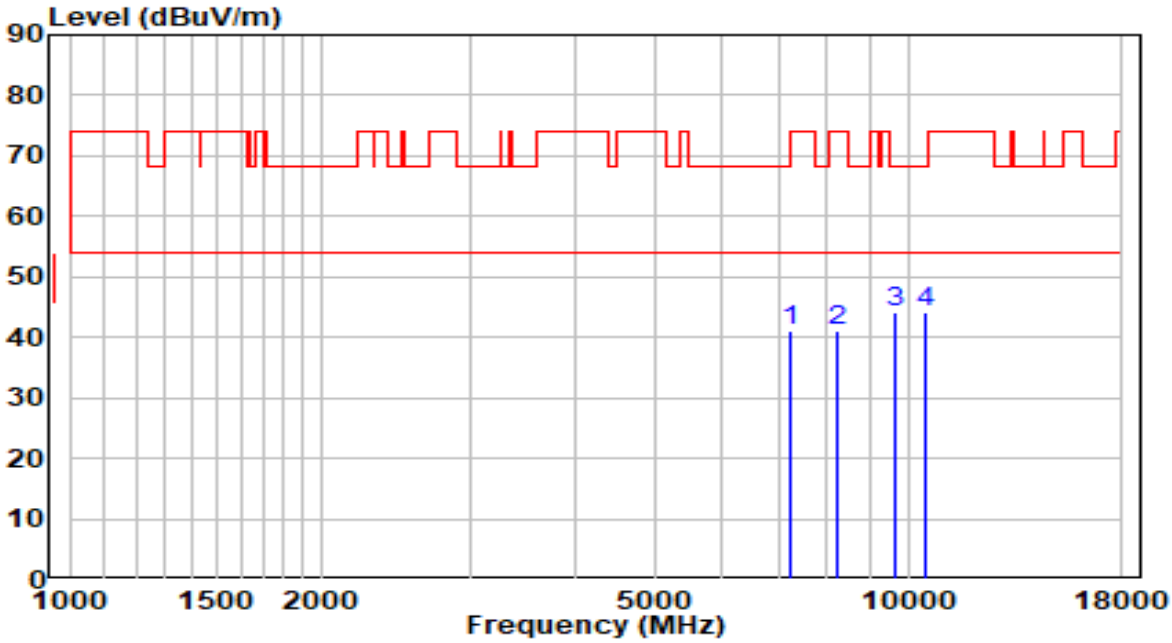

No		Frequency (MHz)	Reading (dBuV)	C.F (dB)	Measurement (dBuV/m)	Margin (dB)	Limit (dBuV/m)	Remark (QP/PK/AV)
1		7256.000	29.98	11.02	41.00	-33.00	74.00	Peak
2		8233.500	28.73	12.49	41.22	-32.78	74.00	Peak
3		9661.500	29.37	14.72	44.09	-24.11	68.20	Peak
4	*	10511.500	27.02	17.09	44.11	-24.09	68.20	Peak

Note:

1. " *", means this data is the worst emission level.
2. C.F (Correction Factor) = Antenna Factor (dB)+ Cable Loss (dB)- Preamplifier(dB).
3. Measurement(dBuV/m) = Reading(dBuV) + C.F (Correction Factor).
4.The emission levels of other frequencies are very lower than the limit and not show in test report.

EUT	AX5400 Wi-Fi 6 Router	Date of Test	2020-09-30
Factor	BBHA 9120D (1GHz~18GHz)_2020	Temp. / Humidity	23.5℃/43%
Polarity	Horizontal	Site / Test Engineer	AC1 / Jay Chu
Test Mode	Transmit by 802.11ax-HE40 at channel 5670MHz (Beamforming Mode)	Test Voltage	120V/60Hz

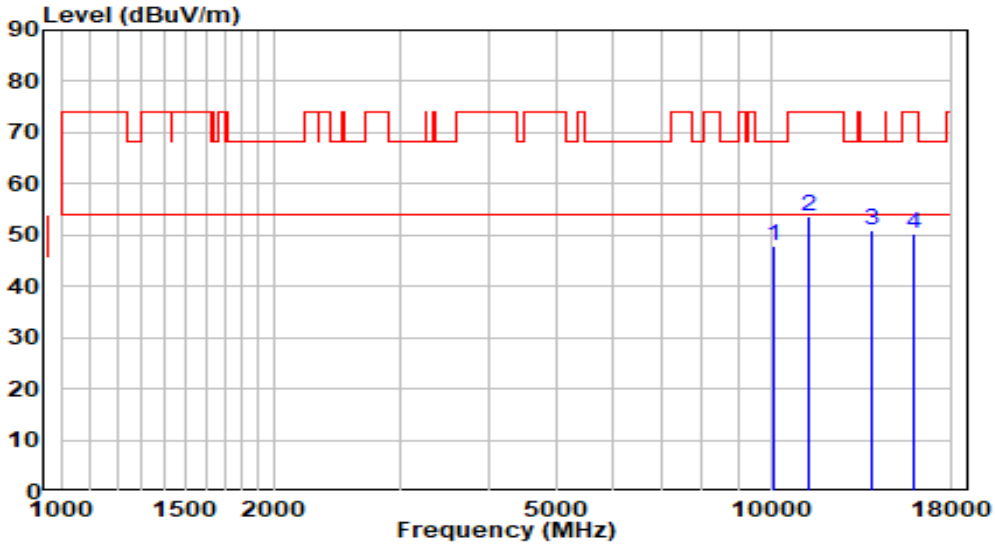

No		Frequency (MHz)	Reading (dBuV)	C.F (dB)	Measurement (dBuV/m)	Margin (dB)	Limit (dBuV/m)	Remark (QP/PK/AV)
1		10095.000	32.31	15.68	47.99	-20.21	68.20	Peak
2		11336.000	35.39	18.23	53.62	-20.38	74.00	Peak
3	*	13903.000	29.59	21.33	50.92	-17.28	68.20	Peak
4		15858.000	29.39	20.85	50.24	-23.76	74.00	Peak

Note:

1. " *", means this data is the worst emission level.
2. C.F (Correction Factor) = Antenna Factor (dB)+ Cable Loss (dB)- Preamplifier(dB).
3. Measurement(dBuV/m) = Reading(dBuV) + C.F (Correction Factor).
4.The emission levels of other frequencies are very lower than the limit and not show in test report.

EUT	AX5400 Wi-Fi 6 Router	Date of Test	2020-09-30
Factor	BBHA 9120D (1GHz~18GHz)_2020	Temp. / Humidity	23.5℃/43%
Polarity	Vertical	Site / Test Engineer	AC1 / Jay Chu
Test Mode	Transmit by 802.11ax-HE40 at channel 5670MHz (Beamforming Mode)	Test Voltage	120V/60Hz

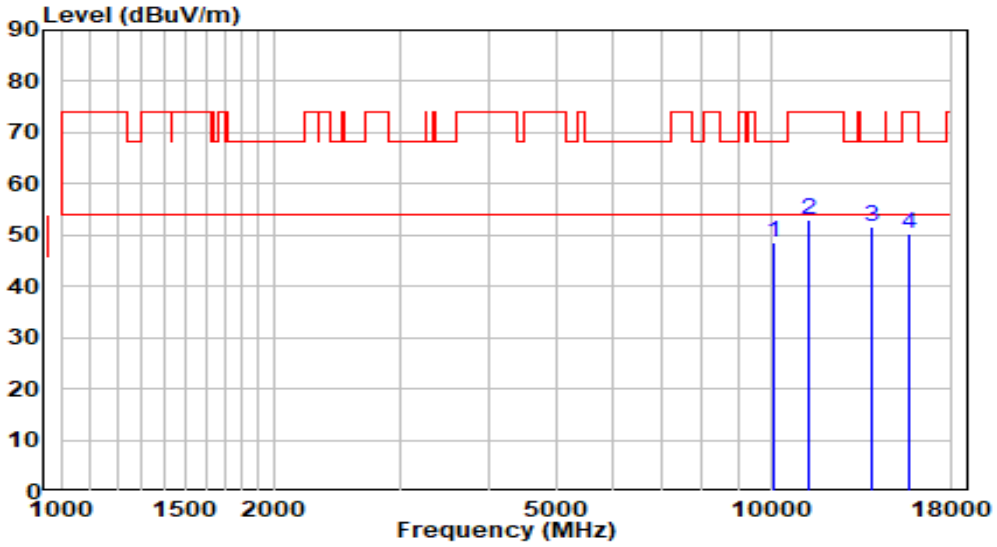

No		Frequency (MHz)	Reading (dBuV)	C.F (dB)	Measurement (dBuV/m)	Margin (dB)	Limit (dBuV/m)	Remark (QP/PK/AV)
1		10069.500	33.09	15.60	48.69	-19.51	68.20	Peak
2		11336.000	34.69	18.23	52.92	-21.08	74.00	Peak
3	*	13869.000	30.47	21.27	51.73	-16.47	68.20	Peak
4		15662.500	29.09	21.18	50.27	-23.73	74.00	Peak

Note:

1. " *", means this data is the worst emission level.
2. C.F (Correction Factor) = Antenna Factor (dB)+ Cable Loss (dB)- Preamplifier(dB).
3. Measurement(dBuV/m) = Reading(dBuV) + C.F (Correction Factor).
4.The emission levels of other frequencies are very lower than the limit and not show in test report.

EUT	AX5400 Wi-Fi 6 Router	Date of Test	2020-09-30
Factor	BBHA 9120D (1GHz~18GHz)_2020	Temp. / Humidity	23.5℃/43%
Polarity	Horizontal	Site / Test Engineer	AC1 / Jay Chu
Test Mode	Transmit by 802.11ax-HE40 at channel 5710MHz (Beamforming Mode)	Test Voltage	120V/60Hz

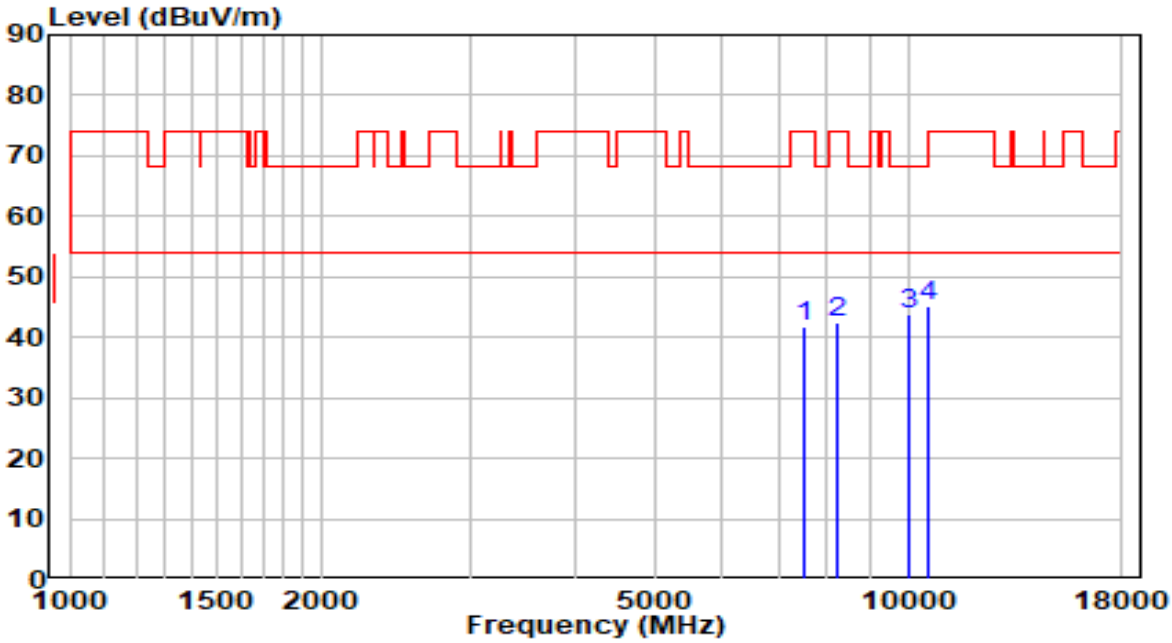

No		Frequency (MHz)	Reading (dBuV)	C.F (dB)	Measurement (dBuV/m)	Margin (dB)	Limit (dBuV/m)	Remark (QP/PK/AV)
1		7494.000	30.11	11.70	41.81	-32.19	74.00	Peak
2		8242.000	30.11	12.49	42.61	-31.39	74.00	Peak
3		10001.500	28.50	15.37	43.86	-24.34	68.20	Peak
4	*	10579.500	27.99	17.18	45.17	-23.03	68.20	Peak

Note:

1. " *", means this data is the worst emission level.
2. C.F (Correction Factor) = Antenna Factor (dB)+ Cable Loss (dB)- Preamplifier(dB).
3. Measurement(dBuV/m) = Reading(dBuV) + C.F (Correction Factor).
4.The emission levels of other frequencies are very lower than the limit and not show in test report.

EUT	AX5400 Wi-Fi 6 Router	Date of Test	2020-09-30
Factor	BBHA 9120D (1GHz~18GHz)_2020	Temp. / Humidity	23.5℃/43%
Polarity	Vertical	Site / Test Engineer	AC1 / Jay Chu
Test Mode	Transmit by 802.11ax-HE40 at channel 5710MHz (Beamforming Mode)	Test Voltage	120V/60Hz

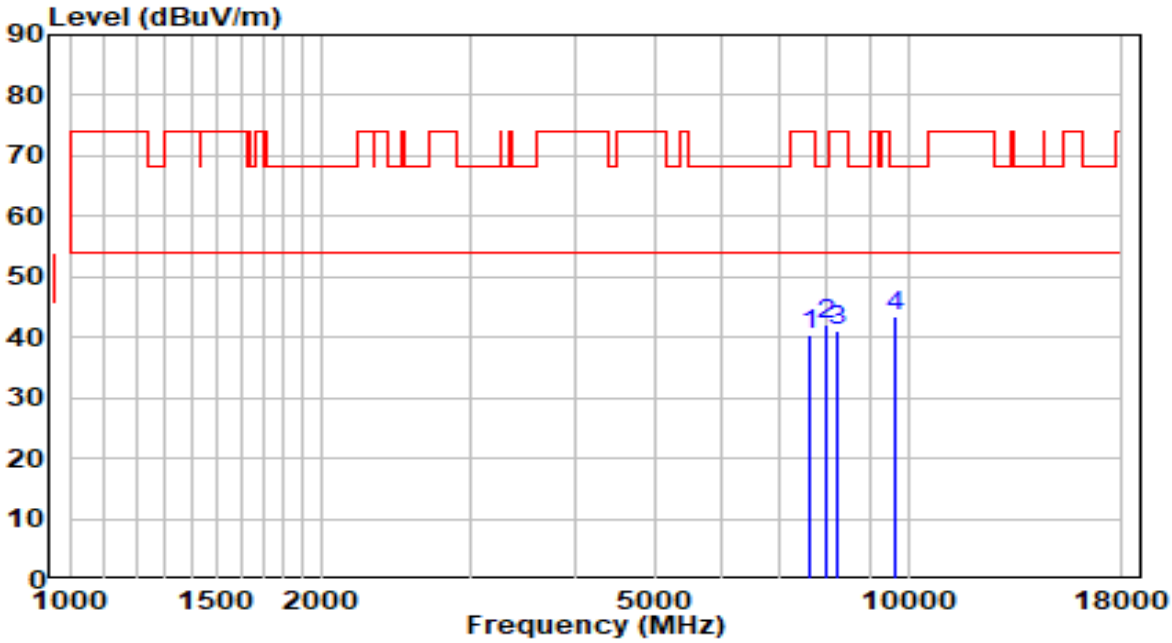

No		Frequency (MHz)	Reading (dBuV)	C.F (dB)	Measurement (dBuV/m)	Margin (dB)	Limit (dBuV/m)	Remark (QP/PK/AV)
1		7621.500	28.38	11.91	40.29	-33.71	74.00	Peak
2		7961.500	29.54	12.47	42.01	-26.19	68.20	Peak
3		8216.500	28.53	12.50	41.03	-32.97	74.00	Peak
4	*	9636.000	28.93	14.68	43.61	-24.59	68.20	Peak

Note:

1. " *", means this data is the worst emission level.
2. C.F (Correction Factor) = Antenna Factor (dB)+ Cable Loss (dB)- Preamplifier(dB).
3. Measurement(dBuV/m) = Reading(dBuV) + C.F (Correction Factor).
4.The emission levels of other frequencies are very lower than the limit and not show in test report.

EUT	AX5400 Wi-Fi 6 Router	Date of Test	2020-09-30
Factor	BBHA 9120D (1GHz~18GHz)_2020	Temp. / Humidity	23.5℃/43%
Polarity	Horizontal	Site / Test Engineer	AC1 / Jay Chu
Test Mode	Transmit by 802.11ax-HE40 at channel 5755MHz (Beamforming Mode)	Test Voltage	120V/60Hz

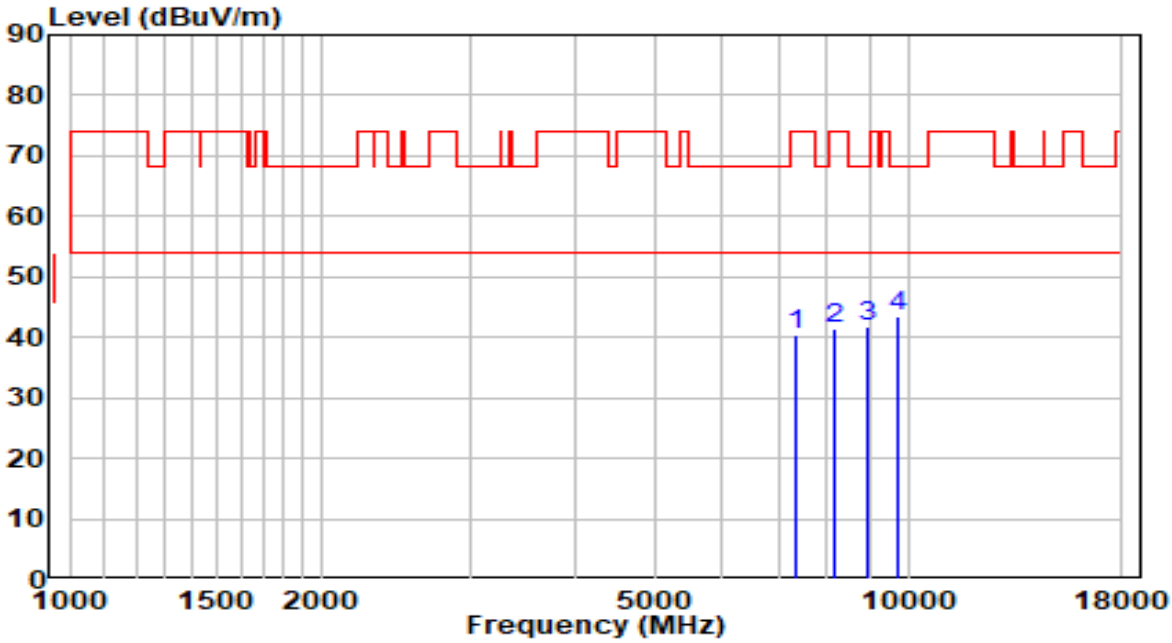

No		Frequency (MHz)	Reading (dBuV)	C.F (dB)	Measurement (dBuV/m)	Margin (dB)	Limit (dBuV/m)	Remark (QP/PK/AV)
1		7324.000	29.28	11.22	40.50	-33.50	74.00	Peak
2		8182.500	28.94	12.50	41.44	-32.56	74.00	Peak
3		8956.000	28.17	13.57	41.74	-26.46	68.20	Peak
4	*	9704.000	28.78	14.80	43.58	-24.62	68.20	Peak

Note:

1. " *", means this data is the worst emission level.
2. C.F (Correction Factor) = Antenna Factor (dB)+ Cable Loss (dB)- Preamplifier(dB).
3. Measurement(dBuV/m) = Reading(dBuV) + C.F (Correction Factor).
4.The emission levels of other frequencies are very lower than the limit and not show in test report.

EUT	AX5400 Wi-Fi 6 Router	Date of Test	2020-09-30
Factor	BBHA 9120D (1GHz~18GHz)_2020	Temp. / Humidity	23.5℃/43%
Polarity	Vertical	Site / Test Engineer	AC1 / Jay Chu
Test Mode	Transmit by 802.11ax-HE40 at channel 5755MHz (Beamforming Mode)	Test Voltage	120V/60Hz

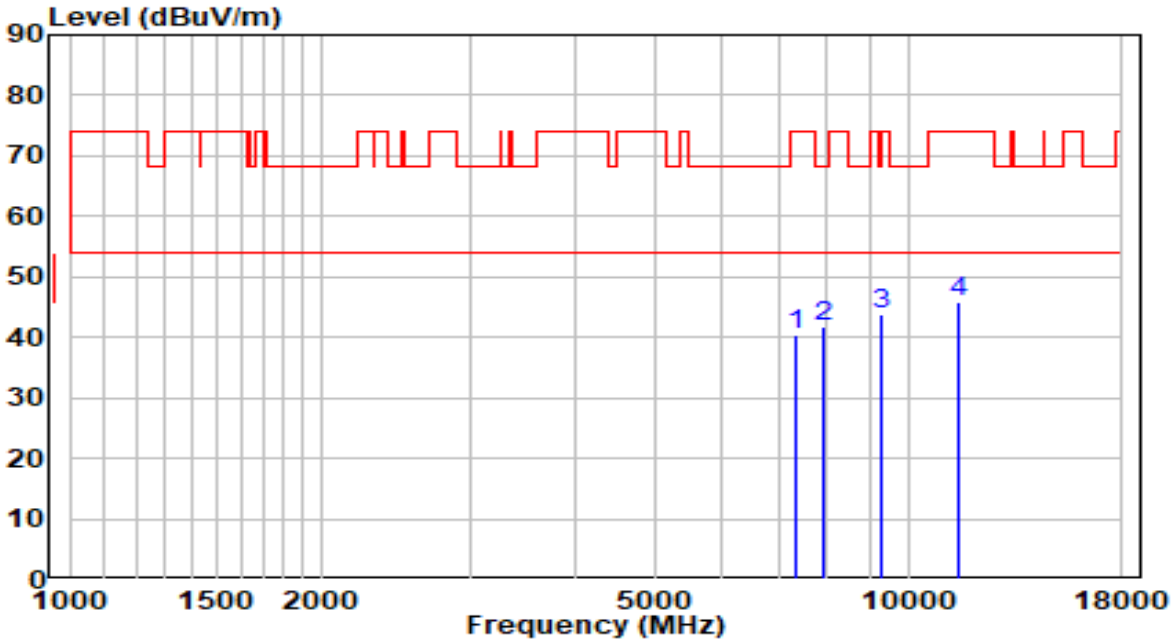

No		Frequency (MHz)	Reading (dBuV)	C.F (dB)	Measurement (dBuV/m)	Margin (dB)	Limit (dBuV/m)	Remark (QP/PK/AV)
1		7324.000	29.30	11.22	40.52	-33.48	74.00	Peak
2		7927.500	29.34	12.41	41.76	-26.44	68.20	Peak
3	*	9296.000	29.84	14.12	43.96	-24.24	68.20	Peak
4		11489.000	27.27	18.44	45.70	-28.30	74.00	Peak

Note:

1. " *", means this data is the worst emission level.
2. C.F (Correction Factor) = Antenna Factor (dB)+ Cable Loss (dB)- Preamplifier(dB).
3. Measurement(dBuV/m) = Reading(dBuV) + C.F (Correction Factor).
4.The emission levels of other frequencies are very lower than the limit and not show in test report.

EUT	AX5400 Wi-Fi 6 Router	Date of Test	2020-09-30
Factor	BBHA 9120D (1GHz~18GHz)_2020	Temp. / Humidity	23.5℃/43%
Polarity	Horizontal	Site / Test Engineer	AC1 / Jay Chu
Test Mode	Transmit by 802.11ax-HE40 at channel 5795MHz (Beamforming Mode)	Test Voltage	120V/60Hz

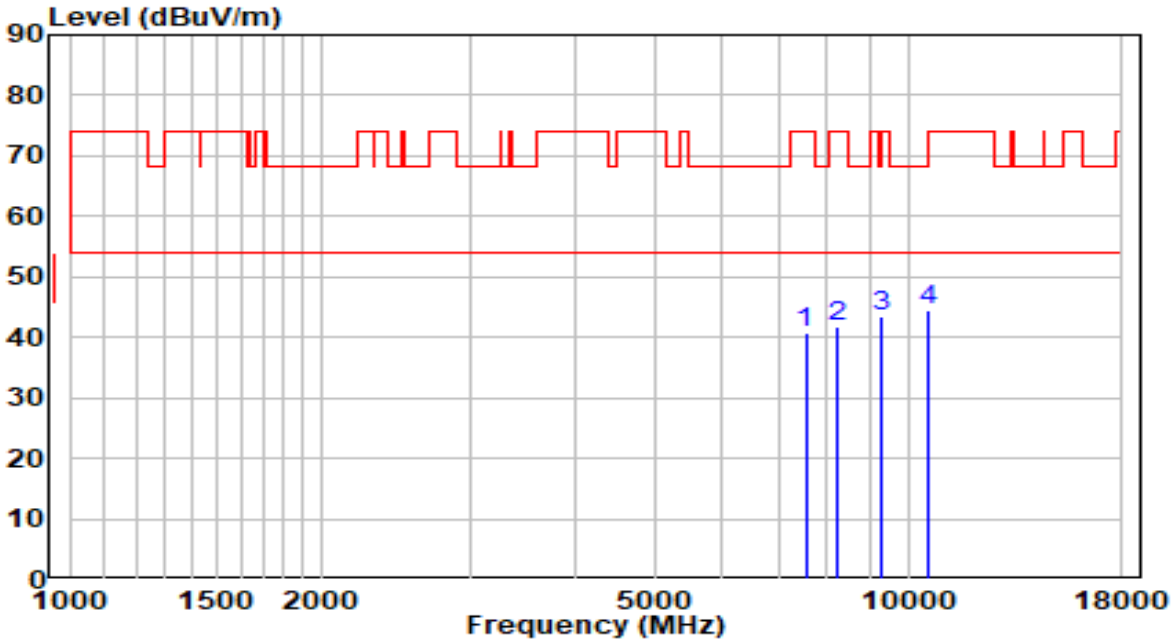

No		Frequency (MHz)	Reading (dBuV)	C.F (dB)	Measurement (dBuV/m)	Margin (dB)	Limit (dBuV/m)	Remark (QP/PK/AV)
1		7545.000	29.02	11.79	40.81	-33.19	74.00	Peak
2		8242.000	29.34	12.49	41.83	-32.17	74.00	Peak
3		9262.000	29.49	14.07	43.56	-24.64	68.20	Peak
4	*	10579.500	27.42	17.18	44.60	-23.60	68.20	Peak

Note:

1. " *", means this data is the worst emission level.
2. C.F (Correction Factor) = Antenna Factor (dB)+ Cable Loss (dB)- Preamplifier(dB).
3. Measurement(dBuV/m) = Reading(dBuV) + C.F (Correction Factor).
4.The emission levels of other frequencies are very lower than the limit and not show in test report.

EUT	AX5400 Wi-Fi 6 Router	Date of Test	2020-09-30
Factor	BBHA 9120D (1GHz~18GHz)_2020	Temp. / Humidity	23.5℃/43%
Polarity	Vertical	Site / Test Engineer	AC1 / Jay Chu
Test Mode	Transmit by 802.11ax-HE40 at channel 5795MHz (Beamforming Mode)	Test Voltage	120V/60Hz

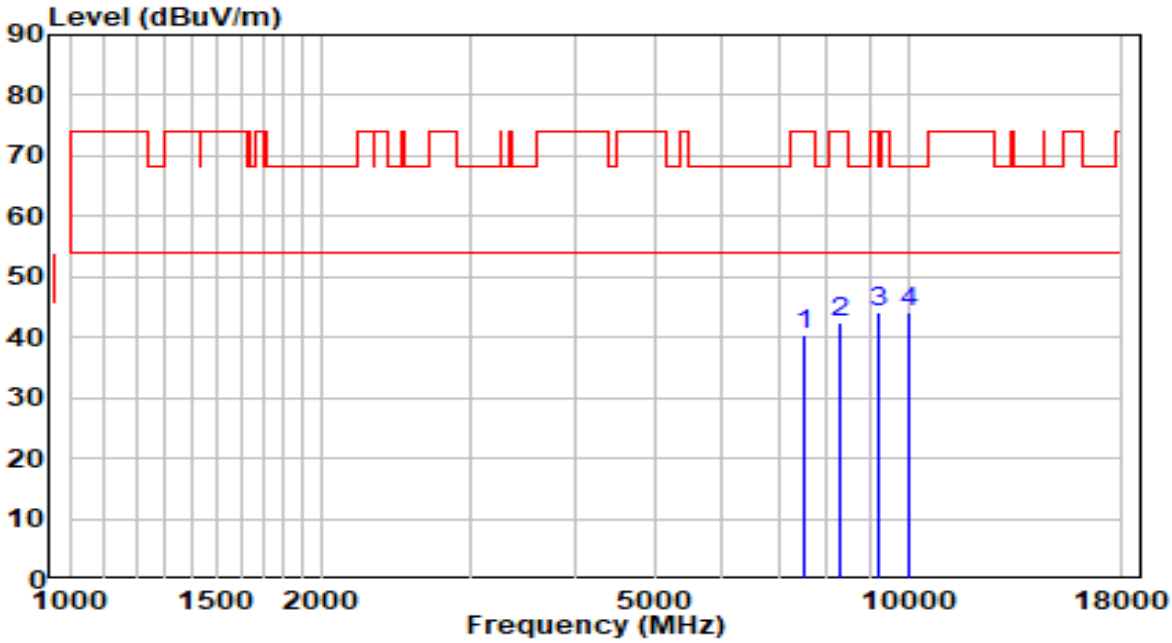

No		Frequency (MHz)	Reading (dBuV)	C.F (dB)	Measurement (dBuV/m)	Margin (dB)	Limit (dBuV/m)	Remark (QP/PK/AV)
1		7536.500	28.64	11.77	40.42	-33.58	74.00	Peak
2		8267.500	29.84	12.49	42.33	-31.67	74.00	Peak
3		9253.500	30.20	14.06	44.25	-23.95	68.20	Peak
4	*	10018.500	28.85	15.42	44.27	-23.93	68.20	Peak

Note:

1. " *", means this data is the worst emission level.
2. C.F (Correction Factor) = Antenna Factor (dB)+ Cable Loss (dB)- Preamplifier(dB).
3. Measurement(dBuV/m) = Reading(dBuV) + C.F (Correction Factor).
4.The emission levels of other frequencies are very lower than the limit and not show in test report.

EUT	AX5400 Wi-Fi 6 Router	Date of Test	2020-09-30
Factor	BBHA 9120D (1GHz~18GHz)_2020	Temp. / Humidity	23.5℃/43%
Polarity	Horizontal	Site / Test Engineer	AC1 / Jay Chu
Test Mode	Transmit by 802.11ax-HE80 at channel 5210MHz (Beamforming Mode)	Test Voltage	120V/60Hz

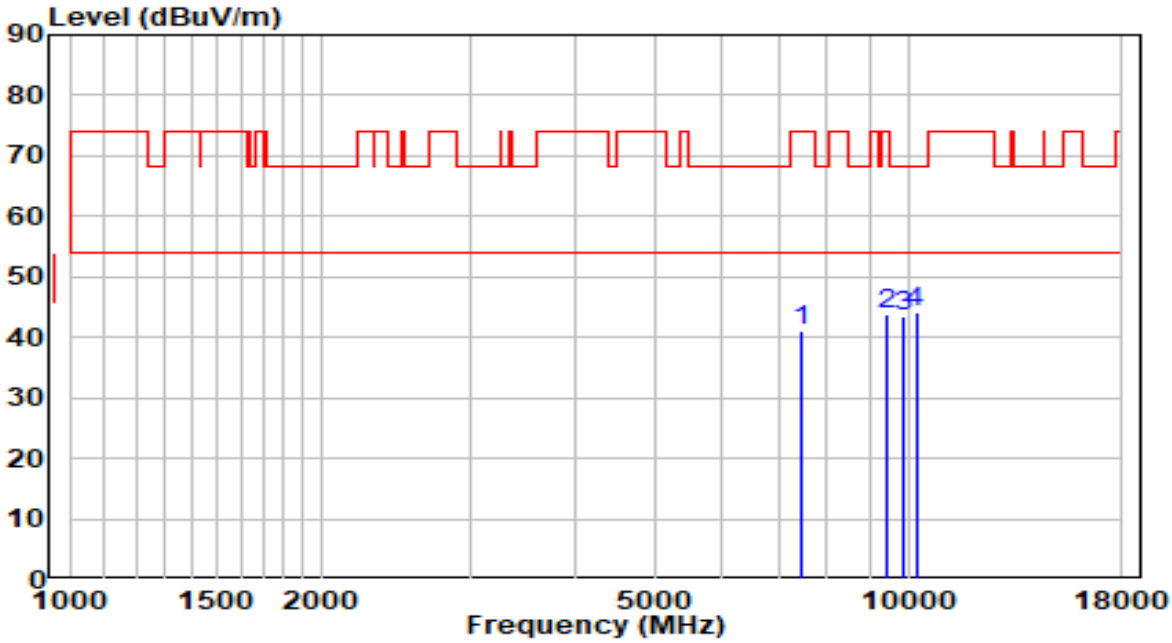

No		Frequency (MHz)	Reading (dBuV)	C.F (dB)	Measurement (dBuV/m)	Margin (dB)	Limit (dBuV/m)	Remark (QP/PK/AV)
1		7485.500	29.49	11.67	41.17	-32.83	74.00	Peak
2		9466.000	29.31	14.37	43.68	-30.32	74.00	Peak
3		9865.500	28.42	15.11	43.52	-24.68	68.20	Peak
4	*	10214.000	27.99	16.09	44.08	-24.12	68.20	Peak

Note:

1. " *", means this data is the worst emission level.
2. C.F (Correction Factor) = Antenna Factor (dB)+ Cable Loss (dB)- Preamplifier(dB).
3. Measurement(dBuV/m) = Reading(dBuV) + C.F (Correction Factor).
4.The emission levels of other frequencies are very lower than the limit and not show in test report.

EUT	AX5400 Wi-Fi 6 Router	Date of Test	2020-09-30
Factor	BBHA 9120D (1GHz~18GHz)_2020	Temp. / Humidity	23.5℃/43%
Polarity	Vertical	Site / Test Engineer	AC1 / Jay Chu
Test Mode	Transmit by 802.11ax-HE80 at channel 5210MHz (Beamforming Mode)	Test Voltage	120V/60Hz

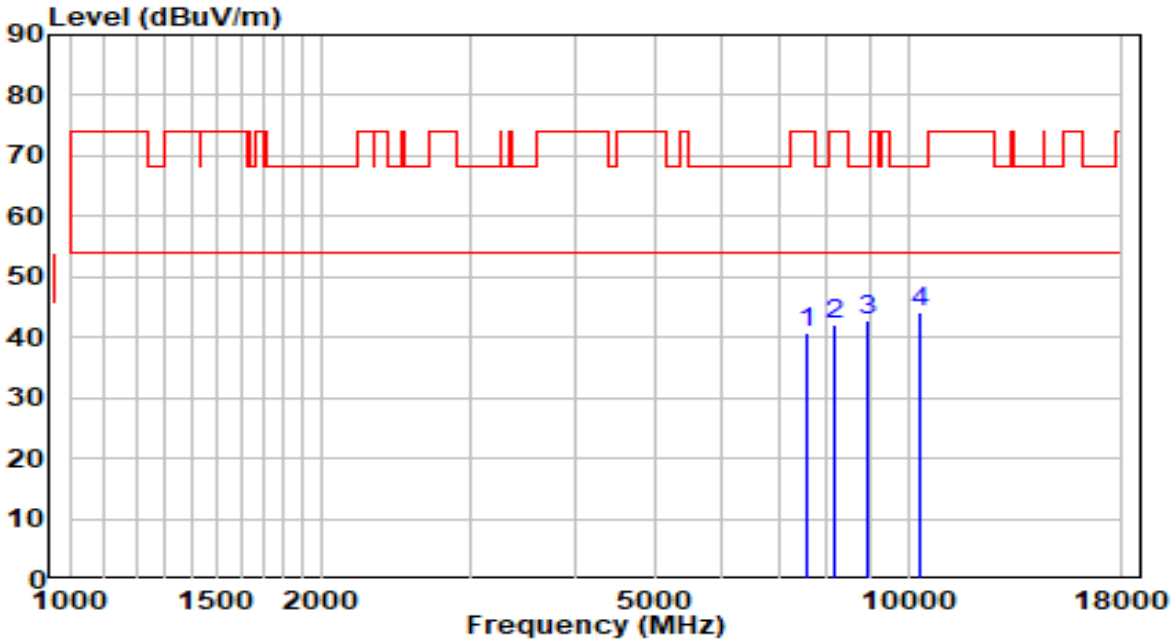

No		Frequency (MHz)	Reading (dBuV)	C.F (dB)	Measurement (dBuV/m)	Margin (dB)	Limit (dBuV/m)	Remark (QP/PK/AV)
1		7579.000	28.77	11.84	40.62	-33.38	74.00	Peak
2		8191.000	29.77	12.50	42.27	-31.73	74.00	Peak
3		8964.500	29.06	13.59	42.65	-25.55	68.20	Peak
4	*	10324.500	27.57	16.47	44.04	-24.16	68.20	Peak

Note:

1. " *", means this data is the worst emission level.
2. C.F (Correction Factor) = Antenna Factor (dB)+ Cable Loss (dB)- Preamplifier(dB).
3. Measurement(dBuV/m) = Reading(dBuV) + C.F (Correction Factor).
4.The emission levels of other frequencies are very lower than the limit and not show in test report.

EUT	AX5400 Wi-Fi 6 Router	Date of Test	2020-09-30
Factor	BBHA 9120D (1GHz~18GHz)_2020	Temp. / Humidity	23.5℃/43%
Polarity	Horizontal	Site / Test Engineer	AC1 / Jay Chu
Test Mode	Transmit by 802.11ax-HE80 at channel 5290MHz (Beamforming Mode)	Test Voltage	120V/60Hz

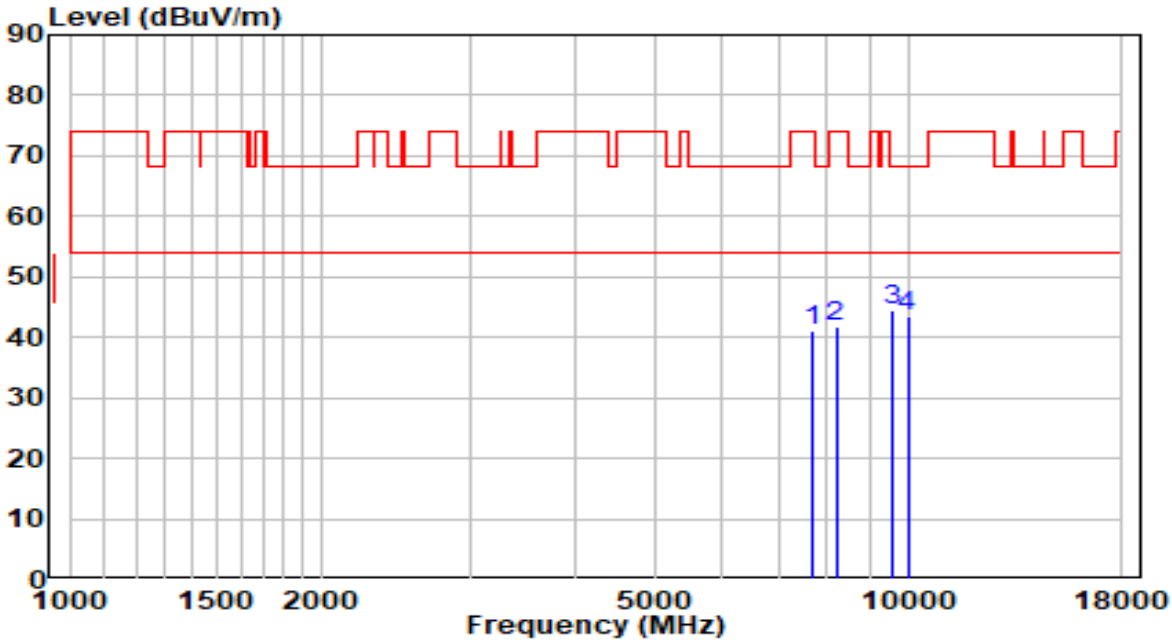

No		Frequency (MHz)	Reading (dBuV)	C.F (dB)	Measurement (dBuV/m)	Margin (dB)	Limit (dBuV/m)	Remark (QP/PK/AV)
1		7681.000	28.94	12.01	40.95	-33.05	74.00	Peak
2		8199.500	29.17	12.50	41.67	-32.33	74.00	Peak
3	*	9551.000	29.84	14.52	44.35	-23.85	68.20	Peak
4		9984.500	28.14	15.33	43.47	-24.73	68.20	Peak

Note:

1. " *", means this data is the worst emission level.
2. C.F (Correction Factor) = Antenna Factor (dB)+ Cable Loss (dB)- Preamplifier(dB).
3. Measurement(dBuV/m) = Reading(dBuV) + C.F (Correction Factor).
4.The emission levels of other frequencies are very lower than the limit and not show in test report.

EUT	AX5400 Wi-Fi 6 Router	Date of Test	2020-09-30
Factor	BBHA 9120D (1GHz~18GHz)_2020	Temp. / Humidity	23.5℃/43%
Polarity	Vertical	Site / Test Engineer	AC1 / Jay Chu
Test Mode	Transmit by 802.11ax-HE80 at channel 5290MHz (Beamforming Mode)	Test Voltage	120V/60Hz

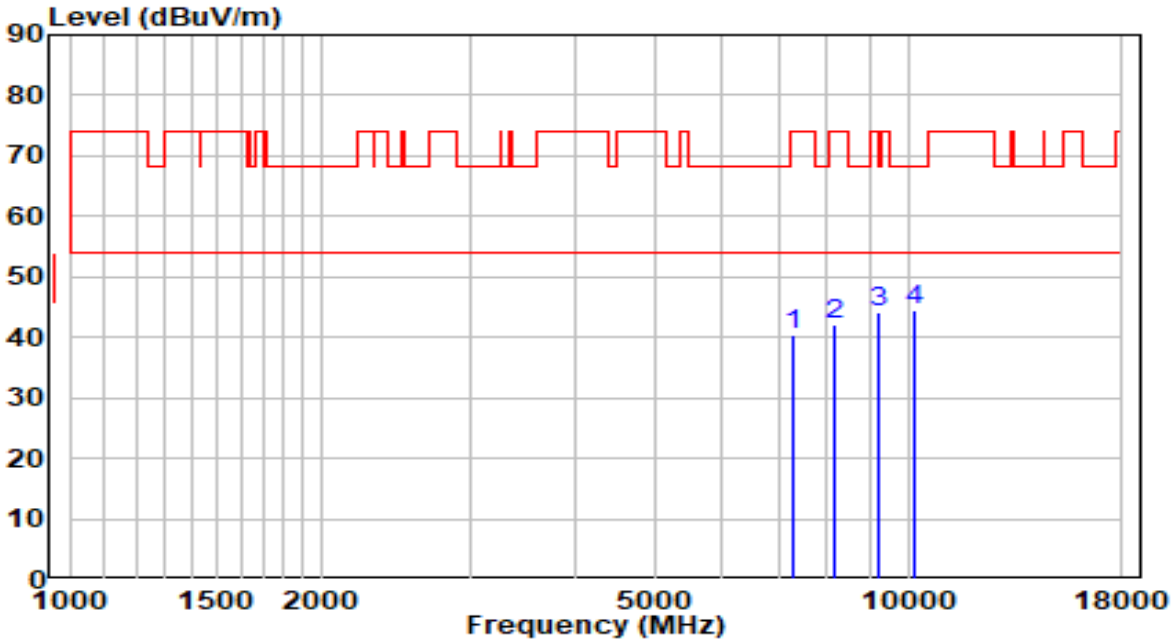

No		Frequency (MHz)	Reading (dBuV)	C.F (dB)	Measurement (dBuV/m)	Margin (dB)	Limit (dBuV/m)	Remark (QP/PK/AV)
1		7281.500	29.48	11.10	40.58	-33.42	74.00	Peak
2		8191.000	29.64	12.50	42.14	-31.86	74.00	Peak
3		9202.500	30.26	13.98	44.24	-23.96	68.20	Peak
4	*	10163.000	28.62	15.92	44.53	-23.67	68.20	Peak

Note:

1. " *", means this data is the worst emission level.
2. C.F (Correction Factor) = Antenna Factor (dB)+ Cable Loss (dB)- Preamplifier(dB).
3. Measurement(dBuV/m) = Reading(dBuV) + C.F (Correction Factor).
4.The emission levels of other frequencies are very lower than the limit and not show in test report.

EUT	AX5400 Wi-Fi 6 Router	Date of Test	2020-09-30
Factor	BBHA 9120D (1GHz~18GHz)_2020	Temp. / Humidity	23.5℃/43%
Polarity	Horizontal	Site / Test Engineer	AC1 / Jay Chu
Test Mode	Transmit by 802.11ax-HE80 at channel 5530MHz (Beamforming Mode)	Test Voltage	120V/60Hz

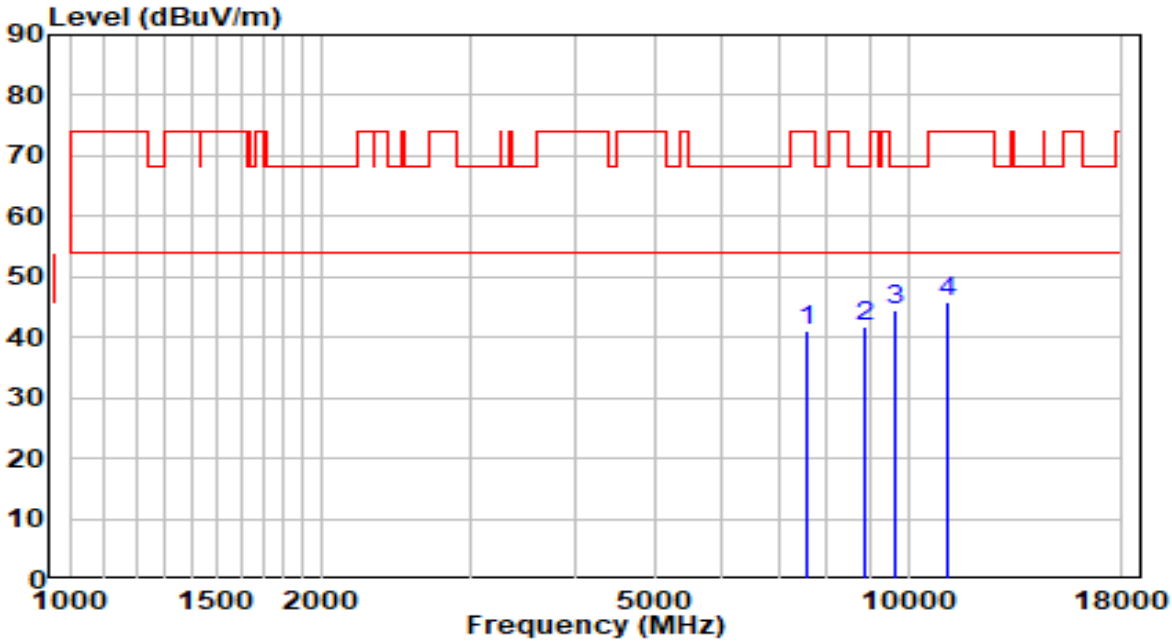

No		Frequency (MHz)	Reading (dBuV)	C.F (dB)	Measurement (dBuV/m)	Margin (dB)	Limit (dBuV/m)	Remark (QP/PK/AV)
1		7587.500	29.38	11.86	41.24	-32.76	74.00	Peak
2		8879.500	28.36	13.38	41.74	-26.46	68.20	Peak
3	*	9636.000	29.83	14.68	44.50	-23.70	68.20	Peak
4		11132.000	27.76	17.96	45.72	-28.28	74.00	Peak

Note:

1. " *", means this data is the worst emission level.
2. C.F (Correction Factor) = Antenna Factor (dB)+ Cable Loss (dB)- Preamplifier(dB).
3. Measurement(dBuV/m) = Reading(dBuV) + C.F (Correction Factor).
4.The emission levels of other frequencies are very lower than the limit and not show in test report.

EUT	AX5400 Wi-Fi 6 Router	Date of Test	2020-09-30
Factor	BBHA 9120D (1GHz~18GHz)_2020	Temp. / Humidity	23.5℃/43%
Polarity	Vertical	Site / Test Engineer	AC1 / Jay Chu
Test Mode	Transmit by 802.11ax-HE80 at channel 5530MHz (Beamforming Mode)	Test Voltage	120V/60Hz

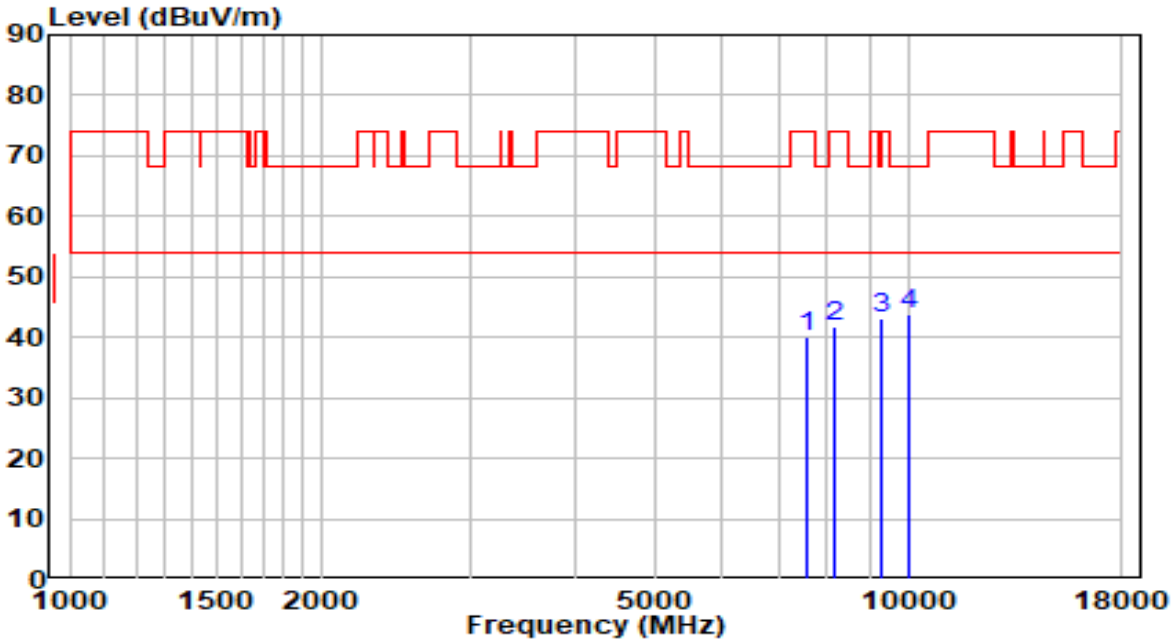

No		Frequency (MHz)	Reading (dBuV)	C.F (dB)	Measurement (dBuV/m)	Margin (dB)	Limit (dBuV/m)	Remark (QP/PK/AV)
1		7579.000	28.35	11.84	40.20	-33.80	74.00	Peak
2		8191.000	29.21	12.50	41.71	-32.29	74.00	Peak
3		9279.000	29.07	14.09	43.16	-25.04	68.20	Peak
4	*	10001.500	28.57	15.37	43.93	-24.27	68.20	Peak

Note:

1. " *", means this data is the worst emission level.
2. C.F (Correction Factor) = Antenna Factor (dB)+ Cable Loss (dB)- Preamplifier(dB).
3. Measurement(dBuV/m) = Reading(dBuV) + C.F (Correction Factor).
4.The emission levels of other frequencies are very lower than the limit and not show in test report.

EUT	AX5400 Wi-Fi 6 Router	Date of Test	2020-09-30
Factor	BBHA 9120D (1GHz~18GHz)_2020	Temp. / Humidity	23.5℃/43%
Polarity	Horizontal	Site / Test Engineer	AC1 / Jay Chu
Test Mode	Transmit by 802.11ax-HE80 at channel 5610MHz (Beamforming Mode)	Test Voltage	120V/60Hz

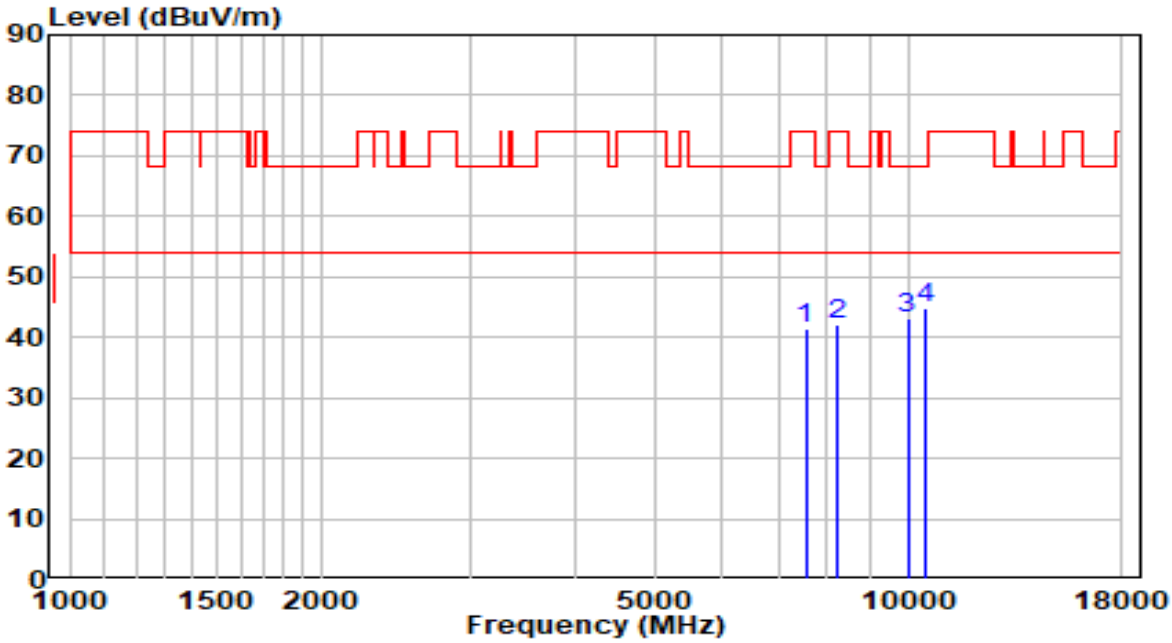

No		Frequency (MHz)	Reading (dBuV)	C.F (dB)	Measurement (dBuV/m)	Margin (dB)	Limit (dBuV/m)	Remark (QP/PK/AV)
1		7545.000	29.68	11.79	41.47	-32.53	74.00	Peak
2		8250.500	29.48	12.49	41.97	-32.03	74.00	Peak
3		9984.500	27.87	15.33	43.20	-25.00	68.20	Peak
4	*	10477.500	27.82	16.99	44.81	-23.39	68.20	Peak

Note:

1. " *", means this data is the worst emission level.
2. C.F (Correction Factor) = Antenna Factor (dB)+ Cable Loss (dB)- Preamplifier(dB).
3. Measurement(dBuV/m) = Reading(dBuV) + C.F (Correction Factor).
4.The emission levels of other frequencies are very lower than the limit and not show in test report.

EUT	AX5400 Wi-Fi 6 Router	Date of Test	2020-09-30
Factor	BBHA 9120D (1GHz~18GHz)_2020	Temp. / Humidity	23.5℃/43%
Polarity	Vertical	Site / Test Engineer	AC1 / Jay Chu
Test Mode	Transmit by 802.11ax-HE80 at channel 5610MHz (Beamforming Mode)	Test Voltage	120V/60Hz

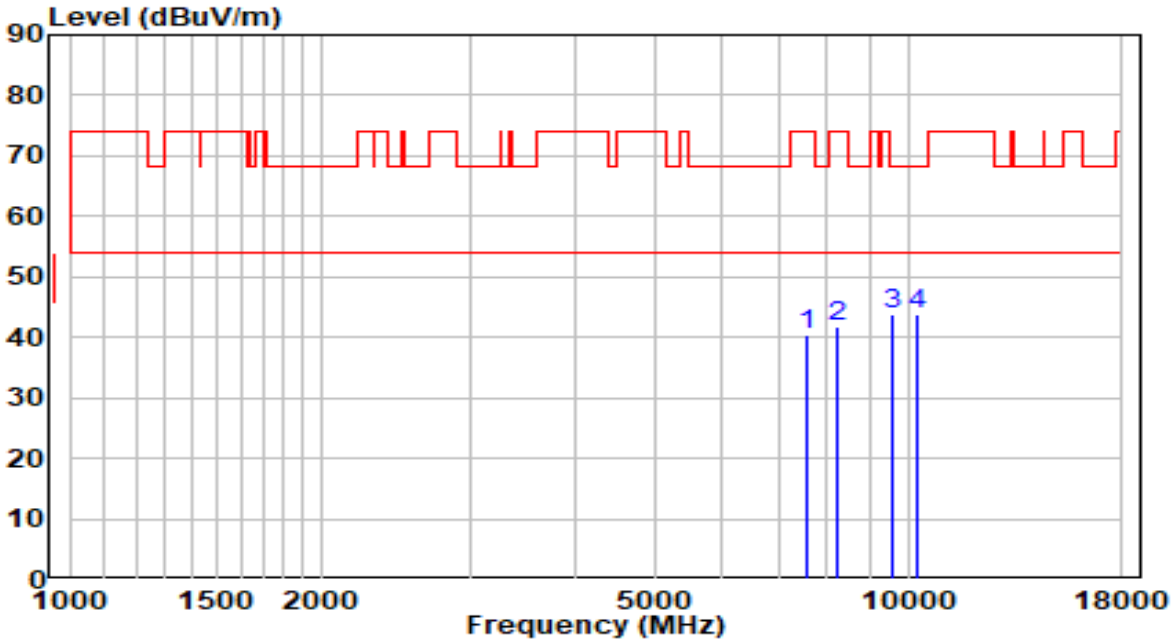

No		Frequency (MHz)	Reading (dBuV)	C.F (dB)	Measurement (dBuV/m)	Margin (dB)	Limit (dBuV/m)	Remark (QP/PK/AV)
1		7570.500	28.72	11.83	40.55	-33.45	74.00	Peak
2		8208.000	29.35	12.50	41.85	-32.15	74.00	Peak
3		9559.500	29.18	14.53	43.71	-24.49	68.20	Peak
4	*	10231.000	27.80	16.15	43.95	-24.25	68.20	Peak

Note:

1. " *", means this data is the worst emission level.
2. C.F (Correction Factor) = Antenna Factor (dB)+ Cable Loss (dB)- Preamplifier(dB).
3. Measurement(dBuV/m) = Reading(dBuV) + C.F (Correction Factor).
4.The emission levels of other frequencies are very lower than the limit and not show in test report.

EUT	AX5400 Wi-Fi 6 Router	Date of Test	2020-09-30
Factor	BBHA 9120D (1GHz~18GHz)_2020	Temp. / Humidity	23.5℃/43%
Polarity	Horizontal	Site / Test Engineer	AC1 / Jay Chu
Test Mode	Transmit by 802.11ax-HE80 at channel 5690MHz (Beamforming Mode)	Test Voltage	120V/60Hz

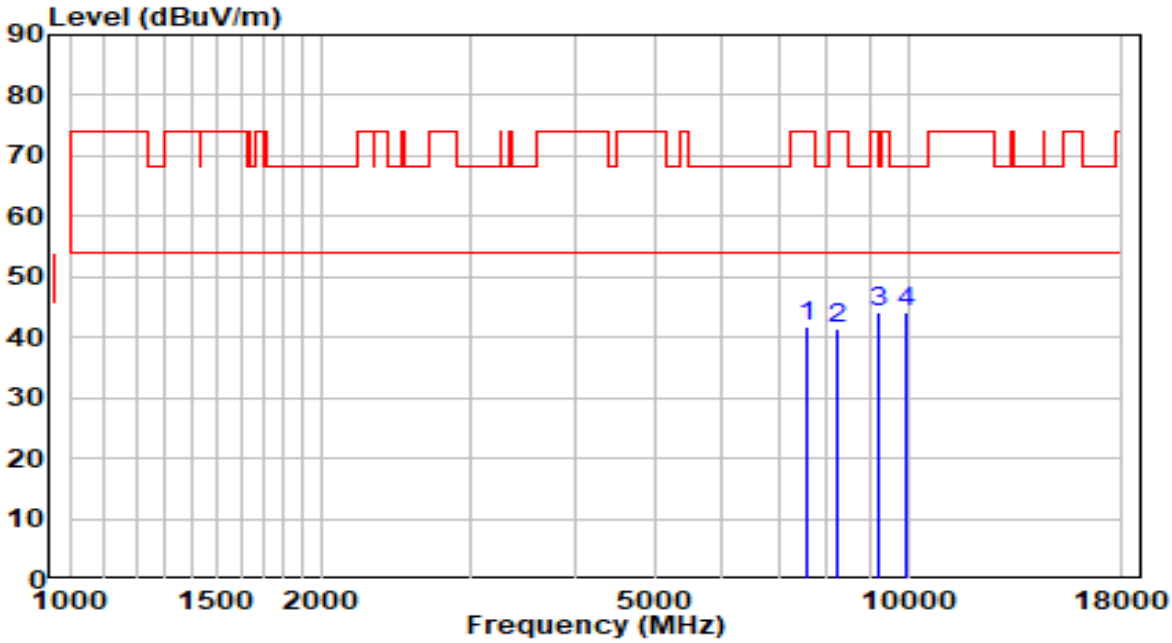

No		Frequency (MHz)	Reading (dBuV)	C.F (dB)	Measurement (dBuV/m)	Margin (dB)	Limit (dBuV/m)	Remark (QP/PK/AV)
1		7570.500	29.91	11.83	41.74	-32.26	74.00	Peak
2		8242.000	28.99	12.49	41.48	-32.52	74.00	Peak
3		9245.000	30.03	14.04	44.07	-24.13	68.20	Peak
4	*	9976.000	28.84	15.31	44.16	-24.04	68.20	Peak

Note:

1. " *", means this data is the worst emission level.
2. C.F (Correction Factor) = Antenna Factor (dB)+ Cable Loss (dB)- Preamplifier(dB).
3. Measurement(dBuV/m) = Reading(dBuV) + C.F (Correction Factor).
4.The emission levels of other frequencies are very lower than the limit and not show in test report.

EUT	AX5400 Wi-Fi 6 Router	Date of Test	2020-09-30
Factor	BBHA 9120D (1GHz~18GHz)_2020	Temp. / Humidity	23.5℃/43%
Polarity	Vertical	Site / Test Engineer	AC1 / Jay Chu
Test Mode	Transmit by 802.11ax-HE80 at channel 5690MHz (Beamforming Mode)	Test Voltage	120V/60Hz

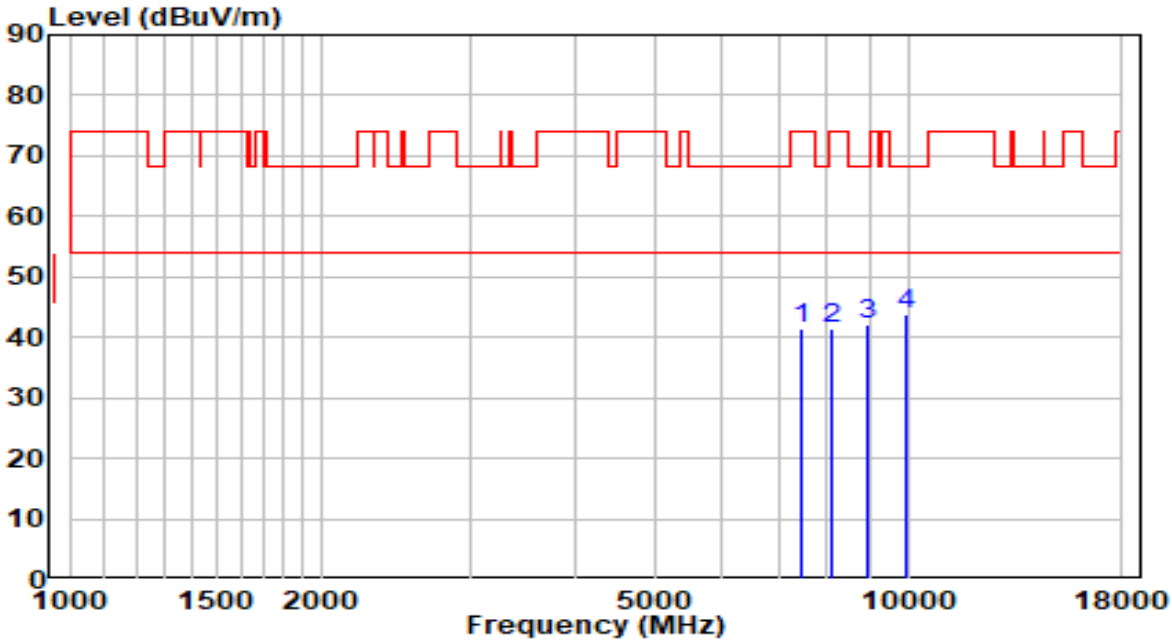

No		Frequency (MHz)	Reading (dBuV)	C.F (dB)	Measurement (dBuV/m)	Margin (dB)	Limit (dBuV/m)	Remark (QP/PK/AV)
1		7460.000	29.81	11.60	41.42	-32.58	74.00	Peak
2		8089.000	29.01	12.52	41.52	-32.48	74.00	Peak
3		8956.000	28.57	13.57	42.14	-26.06	68.20	Peak
4	*	9933.500	28.59	15.23	43.82	-24.38	68.20	Peak

Note:

1. " *", means this data is the worst emission level.
2. C.F (Correction Factor) = Antenna Factor (dB)+ Cable Loss (dB)- Preamplifier(dB).
3. Measurement(dBuV/m) = Reading(dBuV) + C.F (Correction Factor).
4.The emission levels of other frequencies are very lower than the limit and not show in test report.

EUT	AX5400 Wi-Fi 6 Router	Date of Test	2020-09-30
Factor	BBHA 9120D (1GHz~18GHz)_2020	Temp. / Humidity	23.5℃/43%
Polarity	Horizontal	Site / Test Engineer	AC1 / Jay Chu
Test Mode	Transmit by 802.11ax-HE80 at channel 5775MHz (Beamforming Mode)	Test Voltage	120V/60Hz

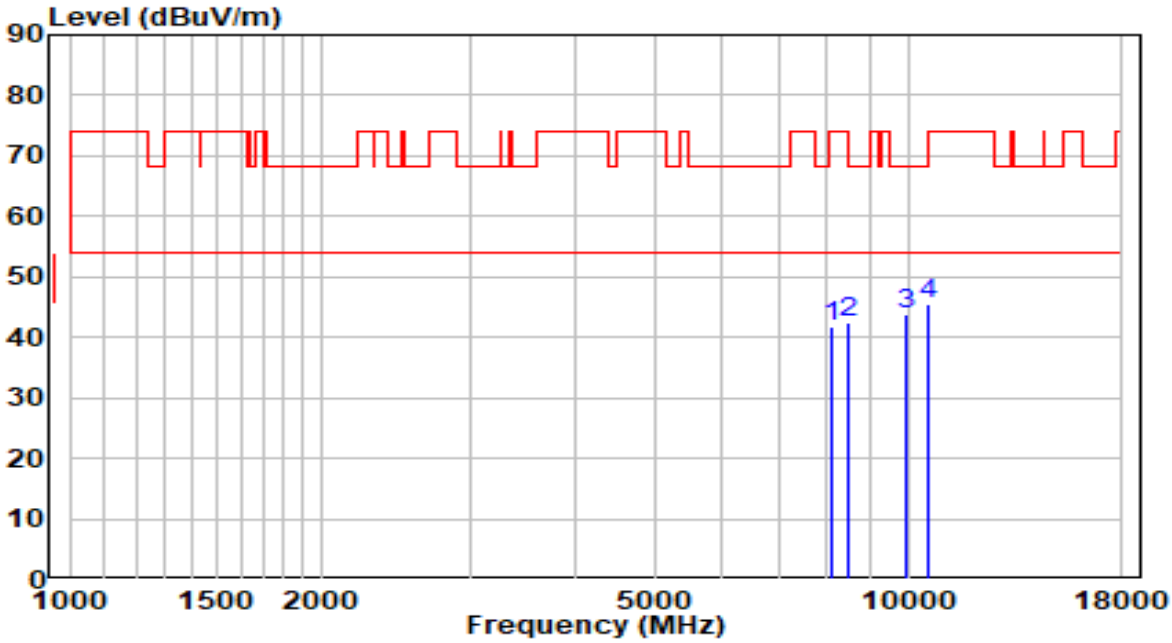

No		Frequency (MHz)	Reading (dBuV)	C.F (dB)	Measurement (dBuV/m)	Margin (dB)	Limit (dBuV/m)	Remark (QP/PK/AV)
1		8114.500	29.27	12.51	41.78	-32.22	74.00	Peak
2		8480.000	30.11	12.46	42.57	-31.43	74.00	Peak
3		9925.000	28.74	15.22	43.96	-24.24	68.20	Peak
4	*	10588.000	28.27	17.19	45.47	-22.73	68.20	Peak

Note:

1. " *", means this data is the worst emission level.
2. C.F (Correction Factor) = Antenna Factor (dB)+ Cable Loss (dB)- Preamplifier(dB).
3. Measurement(dBuV/m) = Reading(dBuV) + C.F (Correction Factor).
4.The emission levels of other frequencies are very lower than the limit and not show in test report.

EUT	AX5400 Wi-Fi 6 Router	Date of Test	2020-09-30
Factor	BBHA 9120D (1GHz~18GHz)_2020	Temp. / Humidity	23.5℃/43%
Polarity	Vertical	Site / Test Engineer	AC1 / Jay Chu
Test Mode	Transmit by 802.11ax-HE80 at channel 5775MHz (Beamforming Mode)	Test Voltage	120V/60Hz

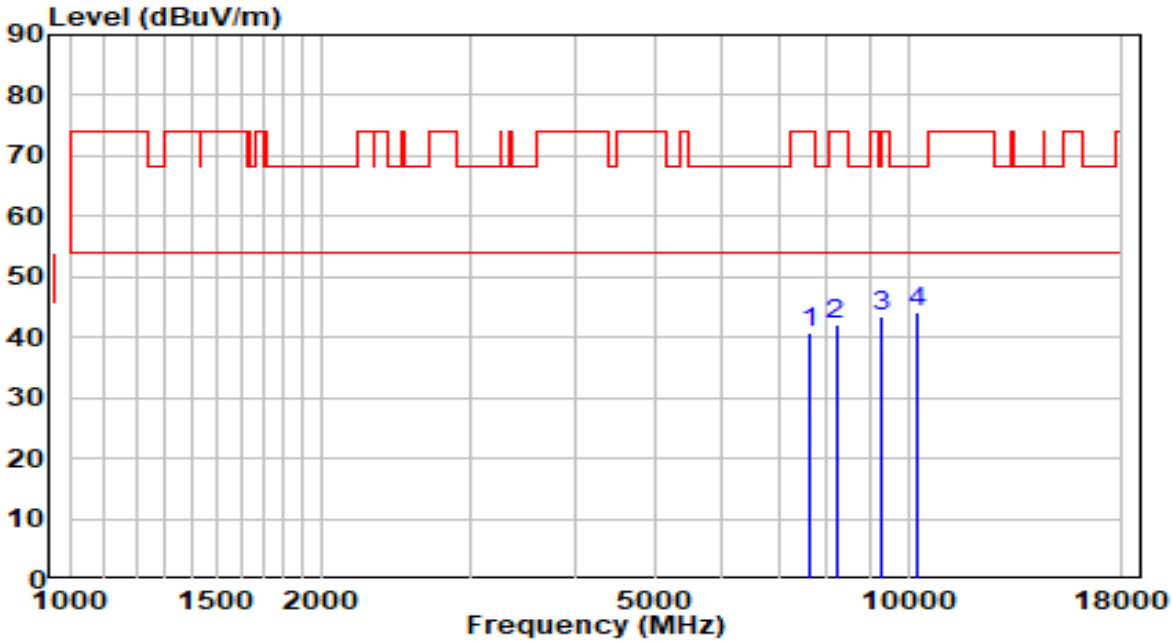

No		Frequency (MHz)	Reading (dBuV)	C.F (dB)	Measurement (dBuV/m)	Margin (dB)	Limit (dBuV/m)	Remark (QP/PK/AV)
1		7647.000	28.82	11.95	40.78	-33.22	74.00	Peak
2		8199.500	29.49	12.50	41.99	-32.01	74.00	Peak
3		9262.000	29.51	14.07	43.58	-24.62	68.20	Peak
4	*	10239.500	27.92	16.18	44.10	-24.10	68.20	Peak

Note:

1. " *", means this data is the worst emission level.
2. C.F (Correction Factor) = Antenna Factor (dB)+ Cable Loss (dB)- Preamplifier(dB).
3. Measurement(dBuV/m) = Reading(dBuV) + C.F (Correction Factor).
4.The emission levels of other frequencies are very lower than the limit and not show in test report.

EUT	AX5400 Wi-Fi 6 Router	Date of Test	2020-09-30
Factor	BBHA 9120D (1GHz~18GHz)_2020	Temp. / Humidity	23.5℃/43%
Polarity	Horizontal	Site / Test Engineer	AC1 / Jay Chu
Test Mode	Transmit by 802.11ax-HE160 at channel 5250MHz (Beamforming Mode)	Test Voltage	120V/60Hz

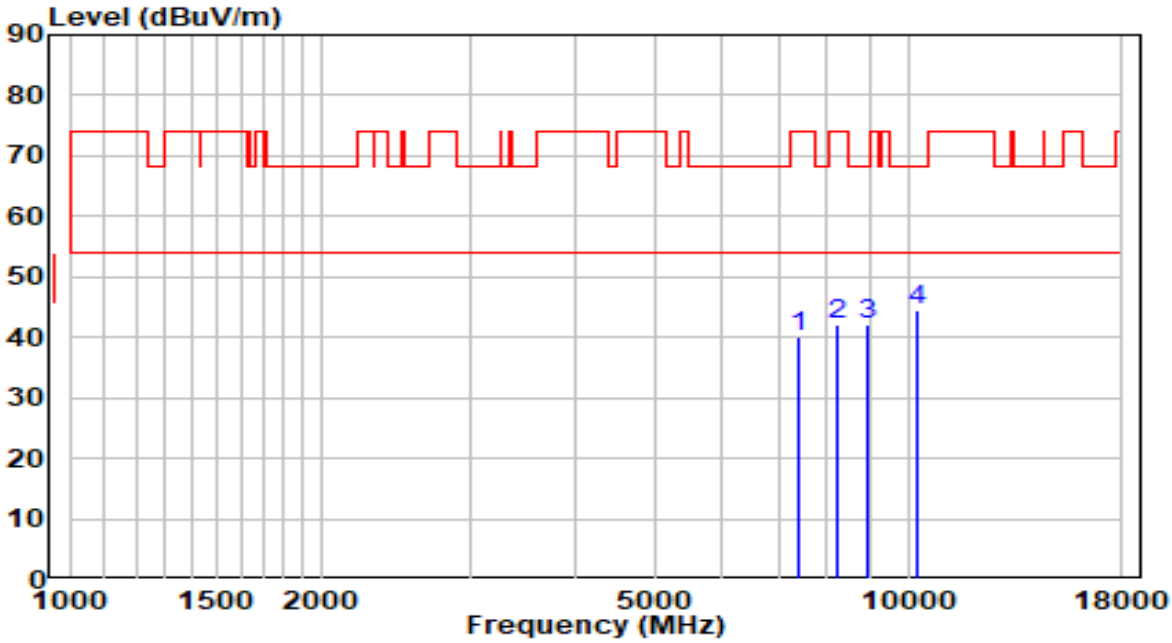

No		Frequency (MHz)	Reading (dBuV)	C.F (dB)	Measurement (dBuV/m)	Margin (dB)	Limit (dBuV/m)	Remark (QP/PK/AV)
1		7426.000	28.63	11.51	40.14	-33.86	74.00	Peak
2		8259.000	29.64	12.49	42.14	-31.86	74.00	Peak
3		8956.000	28.37	13.57	41.94	-26.26	68.20	Peak
4	*	10282.000	28.05	16.32	44.37	-23.83	68.20	Peak

Note:

1. " *", means this data is the worst emission level.
2. C.F (Correction Factor) = Antenna Factor (dB)+ Cable Loss (dB)- Preamplifier(dB).
3. Measurement(dBuV/m) = Reading(dBuV) + C.F (Correction Factor).
4.The emission levels of other frequencies are very lower than the limit and not show in test report.

EUT	AX5400 Wi-Fi 6 Router	Date of Test	2020-09-30
Factor	BBHA 9120D (1GHz~18GHz)_2020	Temp. / Humidity	23.5℃/43%
Polarity	Vertical	Site / Test Engineer	AC1 / Jay Chu
Test Mode	Transmit by 802.11ax-HE160 at channel 5250MHz (Beamforming Mode)	Test Voltage	120V/60Hz

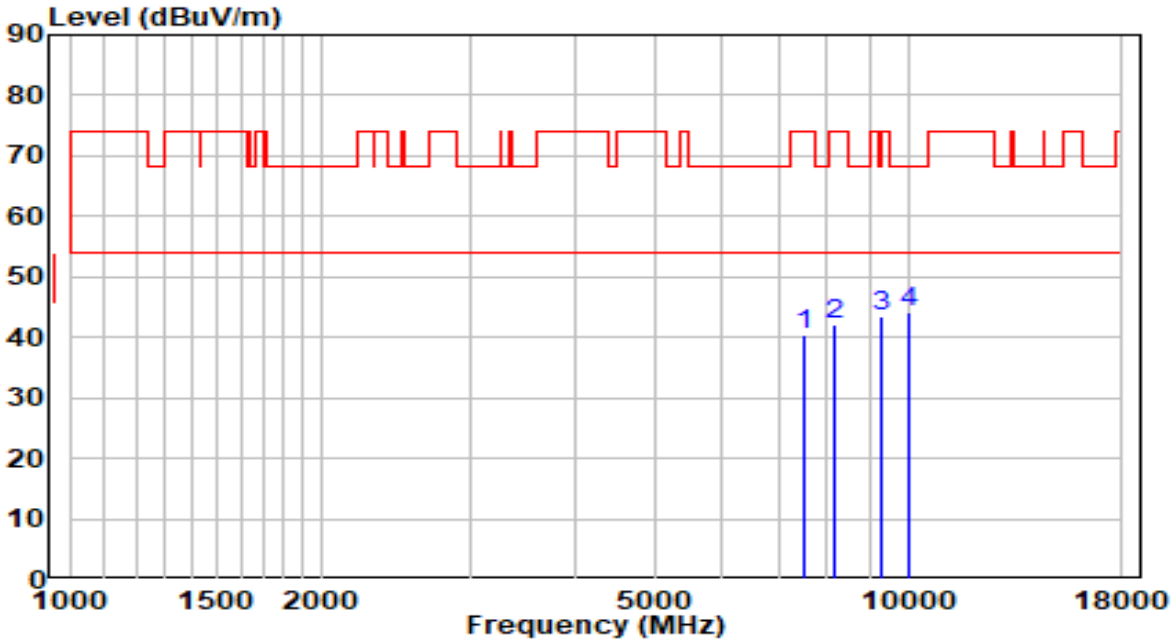

No		Frequency (MHz)	Reading (dBuV)	C.F (dB)	Measurement (dBuV/m)	Margin (dB)	Limit (dBuV/m)	Remark (QP/PK/AV)
1		7528.000	28.71	11.76	40.47	-33.53	74.00	Peak
2		8174.000	29.60	12.50	42.10	-31.90	74.00	Peak
3		9262.000	29.54	14.07	43.61	-24.59	68.20	Peak
4	*	10001.500	28.76	15.37	44.13	-24.07	68.20	Peak

Note:

1. " *", means this data is the worst emission level.
2. C.F (Correction Factor) = Antenna Factor (dB)+ Cable Loss (dB)- Preamplifier(dB).
3. Measurement(dBuV/m) = Reading(dBuV) + C.F (Correction Factor).
4.The emission levels of other frequencies are very lower than the limit and not show in test report.

EUT	AX5400 Wi-Fi 6 Router	Date of Test	2020-09-30
Factor	BBHA 9120D (1GHz~18GHz)_2020	Temp. / Humidity	23.5℃/43%
Polarity	Horizontal	Site / Test Engineer	AC1 / Jay Chu
Test Mode	Transmit by 802.11ax-HE160 at channel 5570MHz (Beamforming Mode)	Test Voltage	120V/60Hz

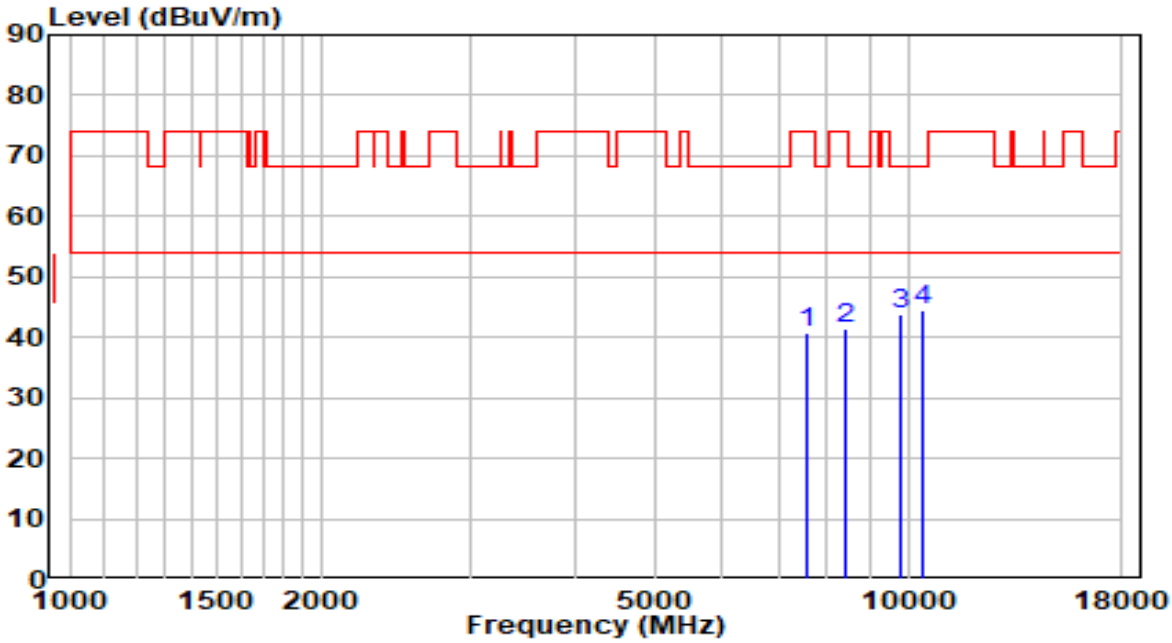

No		Frequency (MHz)	Reading (dBuV)	C.F (dB)	Measurement (dBuV/m)	Margin (dB)	Limit (dBuV/m)	Remark (QP/PK/AV)
1		7570.500	28.97	11.83	40.80	-33.20	74.00	Peak
2		8437.500	29.10	12.46	41.56	-32.44	74.00	Peak
3		9789.000	28.88	14.96	43.84	-24.36	68.20	Peak
4	*	10435.000	27.55	16.85	44.40	-23.80	68.20	Peak

Note:

1. " *", means this data is the worst emission level.
2. C.F (Correction Factor) = Antenna Factor (dB)+ Cable Loss (dB)- Preamplifier(dB).
3. Measurement(dBuV/m) = Reading(dBuV) + C.F (Correction Factor).
4.The emission levels of other frequencies are very lower than the limit and not show in test report.

EUT	AX5400 Wi-Fi 6 Router	Date of Test	2020-09-30
Factor	BBHA 9120D (1GHz~18GHz)_2020	Temp. / Humidity	23.5℃/43%
Polarity	Vertical	Site / Test Engineer	AC1 / Jay Chu
Test Mode	Transmit by 802.11ax-HE160 at channel 5570MHz (Beamforming Mode)	Test Voltage	120V/60Hz

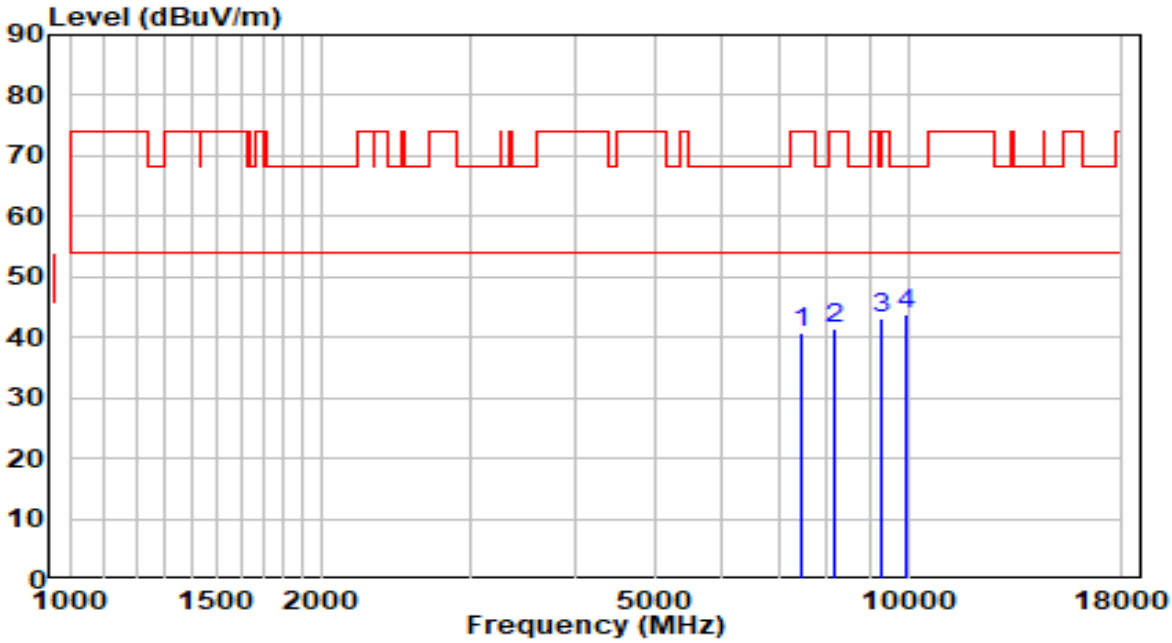

No		Frequency (MHz)	Reading (dBuV)	C.F (dB)	Measurement (dBuV/m)	Margin (dB)	Limit (dBuV/m)	Remark (QP/PK/AV)
1		7434.500	29.13	11.53	40.66	-33.34	74.00	Peak
2		8182.500	28.91	12.50	41.41	-32.59	74.00	Peak
3		9270.500	29.14	14.08	43.22	-24.98	68.20	Peak
4	*	9967.500	28.60	15.30	43.89	-24.31	68.20	Peak

Note:

1. " *", means this data is the worst emission level.
2. C.F (Correction Factor) = Antenna Factor (dB)+ Cable Loss (dB)- Preamplifier(dB).
3. Measurement(dBuV/m) = Reading(dBuV) + C.F (Correction Factor).
4.The emission levels of other frequencies are very lower than the limit and not show in test report.

The Worst Case of Radiated Emission below 1GHz:

EUT	AX5400 Wi-Fi 6 Router	Date of Test	2020-09-28
Factor	AC1_VULB 9168 _20-2000MHz	Temp. / Humidity	25°C /54%
Polarity	Horizontal	Site / Test Engineer	AC1 / Jay Chu
Test Mode	Worse Case	Test Voltage	120V/60Hz

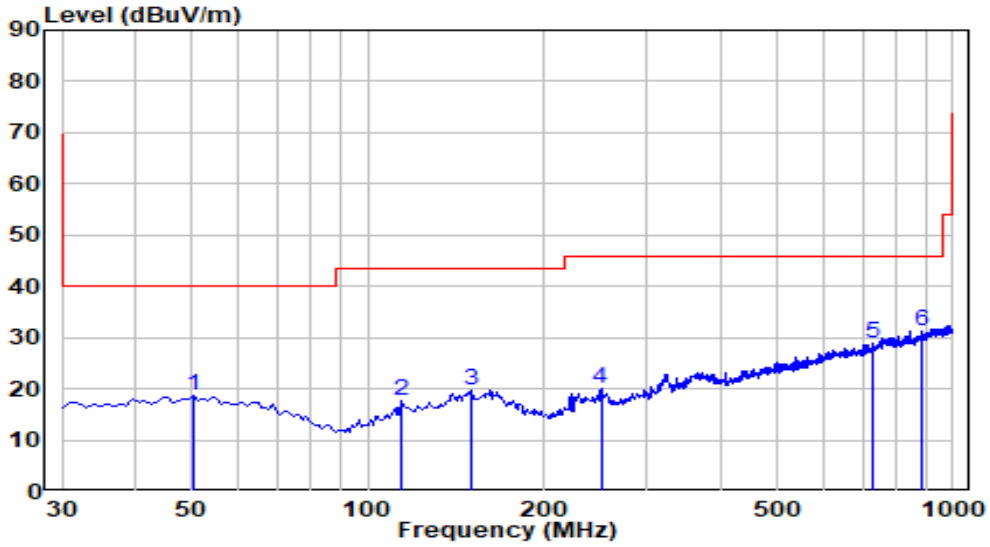

No		Frequency (MHz)	Reading (dBuV)	C.F (dB)	Measurement (dBuV/m)	Margin (dB)	Limit (dBuV/m)	Remark (QP/PK/AV)
1		50.370	-2.89	21.59	18.70	-21.30	40.00	QP
2		114.390	-0.19	17.93	17.74	-25.76	43.50	QP
3		150.280	3.95	15.78	19.73	-23.77	43.50	QP
4	*	250.190	-0.61	20.54	19.94	-26.06	46.00	QP
5		732.280	-0.75	29.60	28.85	-17.15	46.00	QP
6		884.570	-0.15	31.41	31.26	-14.74	46.00	QP

Note:

1. " *", means this data is the worst emission level.
2. C.F (Correction Factor) = Antenna Factor (dB)+ Cable Loss (dB).
3. Measurement(dBuV/m) = Reading(dBuV) + C.F (Correction Factor).
4. The emission levels of other frequencies are very lower than the limit and not show in test report.
5. The amplitude of Radiated emissions (the test frequency range: 9kHz ~ 30MHz, 18GHz ~ 40GHz), is that proximityto ambient noise, which also are attenuated more than 20 dB below the permissible value. Therefore, the data is not presented in the report

EUT	AX5400 Wi-Fi 6 Router	Date of Test	2020-09-28
Factor	AC1_VULB 9168 _20-2000MHz	Temp. / Humidity	25°C /54%
Polarity	Vertical	Site / Test Engineer	AC1 / Jay Chu
Test Mode	Worse Case	Test Voltage	120V/60Hz

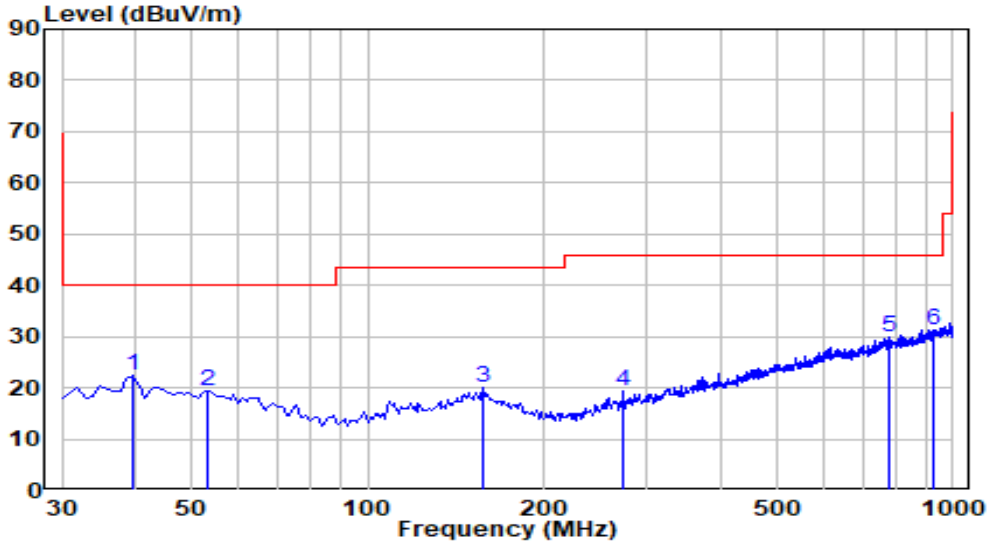

No		Frequency (MHz)	Reading (dBuV)	C.F (dB)	Measurement (dBuV/m)	Margin (dB)	Limit (dBuV/m)	Remark (QP/PK/AV)
1		39.700	1.72	20.56	22.28	-17.72	40.00	QP
2		53.280	-1.66	21.14	19.48	-20.52	40.00	QP
3		157.070	4.14	16.02	20.16	-23.34	43.50	QP
4	*	273.470	-1.55	20.82	19.27	-26.73	46.00	QP
5		775.930	-0.07	30.06	29.99	-16.01	46.00	QP
6		924.340	-0.24	31.61	31.38	-14.62	46.00	QP

Note:

1. " *", means this data is the worst emission level.
2. C.F (Correction Factor) = Antenna Factor (dB)+ Cable Loss (dB).
3. Measurement(dBuV/m) = Reading(dBuV) + C.F (Correction Factor).
4. The emission levels of other frequencies are very lower than the limit and not show in test report.
5. The amplitude of Radiated emissions (the test frequency range: 9kHz ~ 30MHz, 18GHz ~ 40GHz), is that proximityto ambient noise, which also are attenuated more than 20 dB below the permissible value. Therefore, the data is not presented in the report.

7.9. Radiated RestrictedBand Edge Measurement

7.9.1.Test Limit

For 15.205 requirement:

Radiated emissions which fall in the restricted bands, as defined in Section 15.205(a) of FCC part 15, must also comply with the radiated emission limits specified in Section 15.209(a).

Frequency (MHz)	Frequency (MHz)	Frequency (MHz)	Frequency (GHz)
0.090 - 0.110	16.42-16.423	399.9 - 410	4.5-5.15
[1] 0.495 - 0.505	16.69475-16.69525	608 - 614	5.35-5.46
2.1735-2.1905	16.80425-16.80475	960 - 1240	7.25-7.75
4.125-4.128	25.5 -25.67	1300 - 1427	8.025 - 8.5
4.17725-4.17775	37.5-38.25	1435-1626.5	9.0-9.2
4.20725-4.20775	73-74.6	1645.5-1646.5	9.3-9.5
6.215-6.218	74.8-75.2	1660 - 1710	10.6-12.7
6.26775-6.26825	108-121.94	1718.8-1722.2	13.25-13.4
6.31175-6.31225	123 - 138	2200 - 2300	14.47-14.5
8.291-8.294	149.9-150.05	2310 - 2390	15.35-16.2
8.362-8.366	156.52475-156.525	2483.5 - 2500	17.7-21.4
8.37625-8.38675	156.7-156.9	2690 - 2900	22.01-23.12
8.41425-8.41475	162.0125-167.17	3260 - 3267	23.6-24.0
12.29-12.293	167.72-173.2	3332 - 3339	31.2-31.8
12.51975-12.52025	240 - 285	3345.8 - 3358	36.43-36.5
12.57675-12.57725	322-335.4	3600 - 4400	([2])
13.36-13.41	--	--	--

For 15.407(b) requirement:

For transmitters operating in the 5.15-5.25 GHz band: All emissions outside of the 5.15-5.35 GHz band shall not exceed an e.i.r.p. of -27 dBm/MHz.

For transmitters operating in the 5.25-5.35 GHz band: All emissions outside of the 5.15-5.35 GHz band shall not exceedan e.i.r.p. of -27 dBm/MHz.

For transmitters operating in the 5.47-5.725 GHz band: All emissions outside of the 5.47-5.725 GHz band shall not exceed an e.i.r.p. of -27 dBm/MHz.

For transmitters operating in the 5.725-5.85 GHz band: All emissions shall be limited to a level of −27 dBm/MHz at 75 MHz or more above or below the band edge increasinglinearly to 10 dBm/MHz at 25 MHz above or below the band edge, and from 25 MHz above or below the band edge

increasinglinearly to a level of 15.6 dBm/MHz at 5 MHz above or below the band edge, and from 5 MHz above or below the band edgeincreasing linearly to a level of 27 dBm/MHz at the band edge.

Refer to KDB 789033 D02v02r01 G)2)c), as specified in § 15.407(b), emissions above 1000 MHz that are outside of the restricted bands are subject to a maximum emission limit of -27 dBm/MHz (or -17 dBm/MHz as specified in § 15.407(b)(4)). However, an out-of-band emission that complies with both the peak and average limits of § 15.209 is not required to satisfy the -27 dBm/MHz or -17 dBm/MHz maximum emission limit.

All out of band emissions appearing in a restricted band as specified in Section 15.205 of the Title 47CFR must not exceed the limits shown in Table per Section 15.209.

FCC Part 15 Subpart C Paragraph 15.209		
Frequency [MHz]	Field Strength [uV/m]	Measured Distance [Meters]
0.009 - 0.490	2400/F (kHz)	300
0.490 - 1.705	24000/F (kHz)	30
1.705 - 30	30	30
30 - 88	100	3
88 - 216	150	3
216 - 960	200	3
Above 960	500	3

7.9.2.Test Procedure Used

ANSI C63.10 Section 6.3 (General Requirements)

ANSI C63.10 Section 6.6 (Standard test method above 1GHz)

7.9.3.Test Setting

Peak Measurements above 1GHz

1. Analyzer center frequency was set to the frequency of the radiated spurious emission of interest
2. RBW = 1MHz
3. VBW = 3MHz
4. Detector = peak
5. Sweep time = auto couple
6. Trace mode = max hold
7. Trace was allowed to stabilize

Average Measurements above 1GHz (Method VB)

1. Analyzer center frequency was set to the frequency of the radiated spurious emission of interest
2. RBW = 1MHz
3. VBWIf the EUT is configured to transmit with duty cycle ≥ 98%, set VBW ≤ RBW/100 (i.e., 10 kHz) but not less than 10 Hz. If the EUT duty cycle is < 98%, set VBW ≥ 1/T.
4. Detector = Peak
5. Sweep time = auto
6. Allow max hold to run for at least 50 traces if the transmitted signal is continuous or has at least 98% duty cycle. For lower duty cycles, increase the minimum number of traces by a factor of 1/x, where x is the duty cycle.

7.9.4.Test Setup

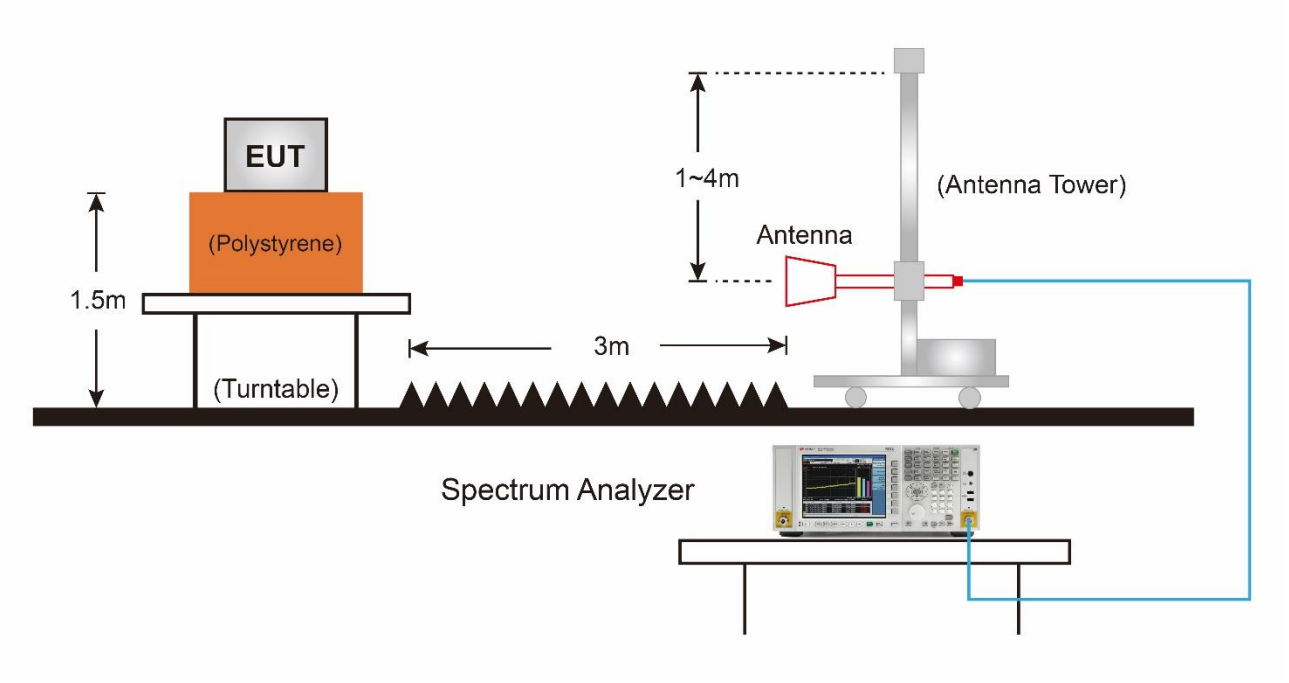

7.9.5.Test Result

EUT	AX5400 Wi-Fi 6 Router	Date of Test	2020-09-27
Factor	BBHA 9120D (1GHz~18GHz)_2020	Temp. / Humidity	26℃/49%
Polarity	Horizontal	Site / Test Engineer	AC1 / Jay Chu
Test Mode	Transmit by 802.11a at channel 5180MHz (CDD Mode)	Test Voltage	120V/60Hz

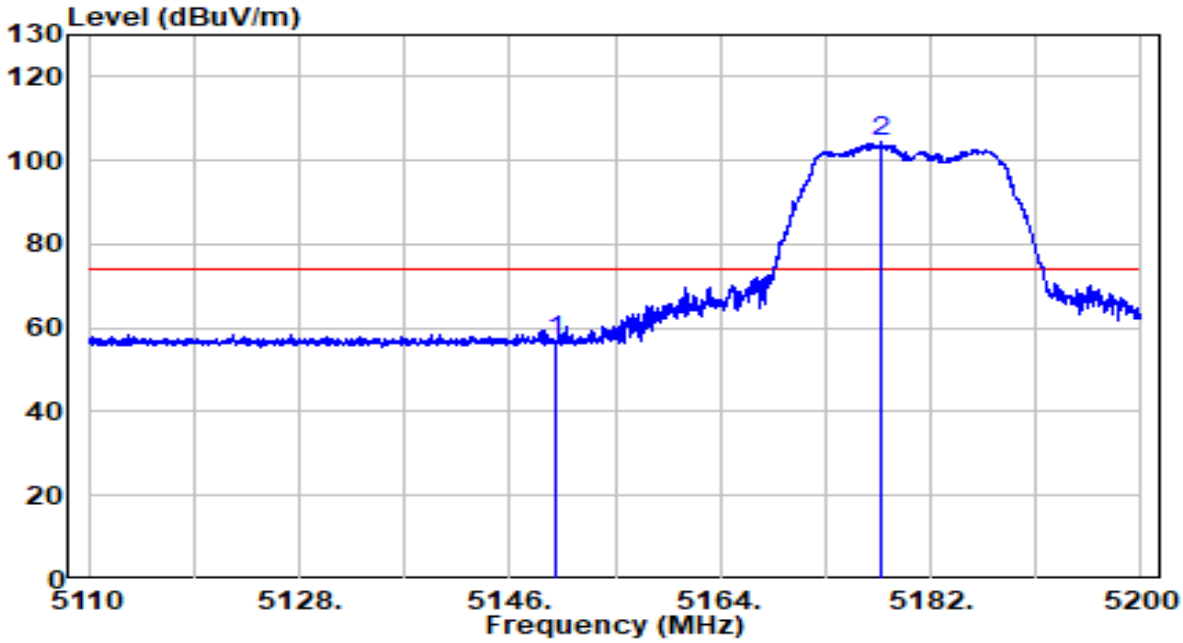

No		Frequency (MHz)	Reading (dBuV)	C.F (dB)	Measurement (dBuV/m)	Margin (dB)	Limit (dBuV/m)	Remark (QP/PK/AV)
1		5150.000	36.89	19.91	56.80	-17.20	74.00	Peak
2	*	5177.725	84.53	19.93	104.46	N/A	N/A	Peak

Note:

1. " *", means this data is the worst emission level.
2. C.F (Correction Factor) = Antenna Factor (dB)+ Cable Loss (dB)- Preamplifier(dB)+16db attenuation.
3. Measurement(dBuV/m) = Reading(dBuV) + C.F (Correction Factor).
4.The emission levels of other frequencies are very lower than the limit and not show in test report.

EUT	AX5400 Wi-Fi 6 Router	Date of Test	2020-09-27
Factor	BBHA 9120D (1GHz~18GHz)_2020	Temp. / Humidity	26℃/49%
Polarity	Horizontal	Site / Test Engineer	AC1 / Jay Chu
Test Mode	Transmit by 802.11a at channel 5180MHz (CDD Mode)	Test Voltage	120V/60Hz

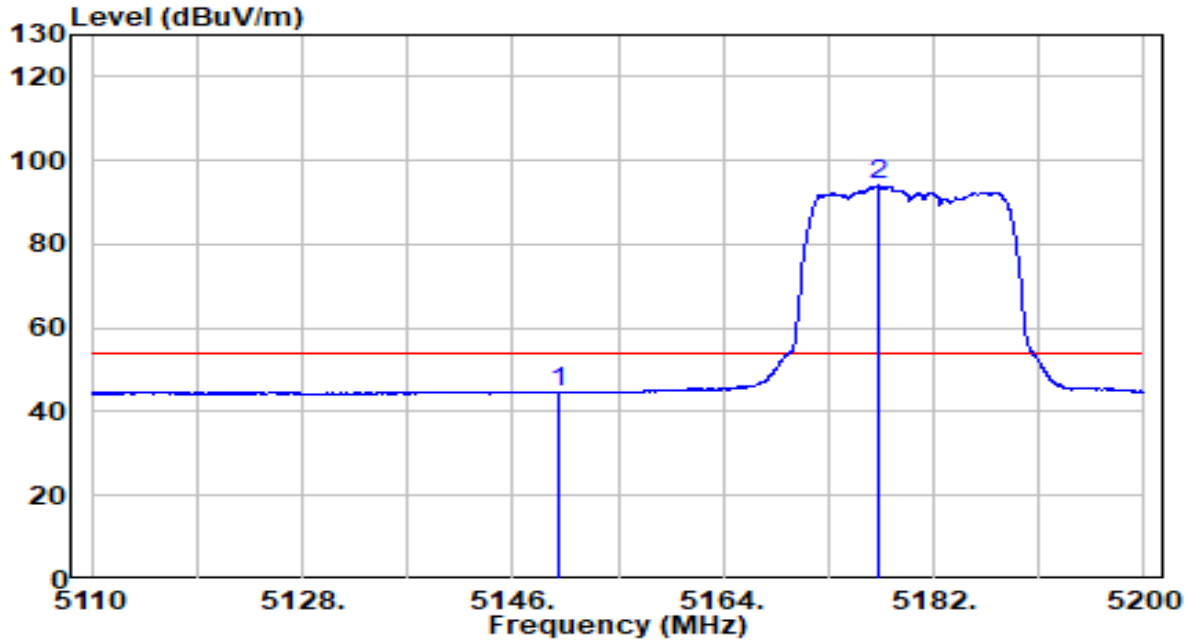

No		Frequency (MHz)	Reading (dBuV)	C.F (dB)	Measurement (dBuV/m)	Margin (dB)	Limit (dBuV/m)	Remark (QP/PK/AV)
1		5150.000	24.71	19.91	44.61	-9.39	54.00	Average
2	*	5177.185	74.04	19.93	93.97	N/A	N/A	Average

Note:

1. " *", means this data is the worst emission level.
2. C.F (Correction Factor) = Antenna Factor (dB)+ Cable Loss (dB)- Preamplifier(dB)+16db attenuation.
3. Measurement(dBuV/m) = Reading(dBuV) + C.F (Correction Factor).
4.The emission levels of other frequencies are very lower than the limit and not show in test report.

EUT	AX5400 Wi-Fi 6 Router	Date of Test	2020-09-27
Factor	BBHA 9120D (1GHz~18GHz)_2020	Temp. / Humidity	26℃/49%
Polarity	Vertical	Site / Test Engineer	AC1 / Jay Chu
Test Mode	Transmit by 802.11a at channel 5180MHz (CDD Mode)	Test Voltage	120V/60Hz

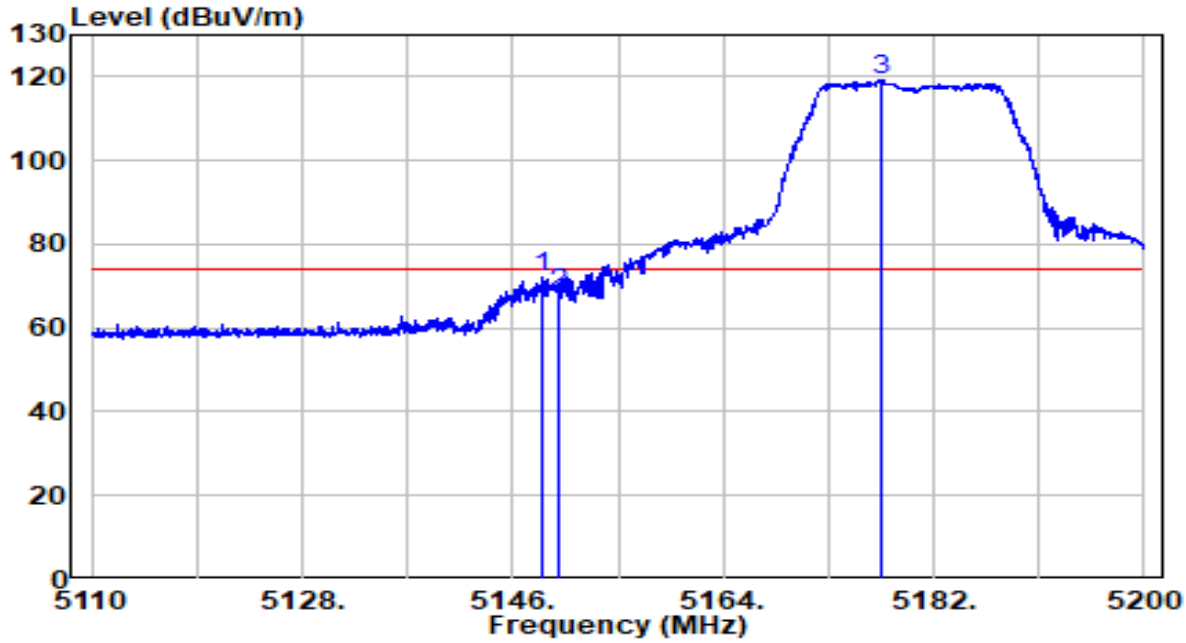

No		Frequency (MHz)	Reading (dBuV)	C.F (dB)	Measurement (dBuV/m)	Margin (dB)	Limit (dBuV/m)	Remark (QP/PK/AV)
1		5148.475	51.99	19.90	71.89	-2.11	74.00	Peak
2		5150.000	48.09	19.91	68.00	-6.00	74.00	Peak
3	*	5177.410	99.37	19.93	119.30	N/A	N/A	Peak

Note:

1. " *", means this data is the worst emission level.
2. C.F (Correction Factor) = Antenna Factor (dB)+ Cable Loss (dB)- Preamplifier(dB)+16db attenuation.
3. Measurement(dBuV/m) = Reading(dBuV) + C.F (Correction Factor).
4.The emission levels of other frequencies are very lower than the limit and not show in test report.

EUT	AX5400 Wi-Fi 6 Router	Date of Test	2020-09-27
Factor	BBHA 9120D (1GHz~18GHz)_2020	Temp. / Humidity	26℃/49%
Polarity	Vertical	Site / Test Engineer	AC1 / Jay Chu
Test Mode	Transmit by 802.11a at channel 5180MHz (CDD Mode)	Test Voltage	120V/60Hz

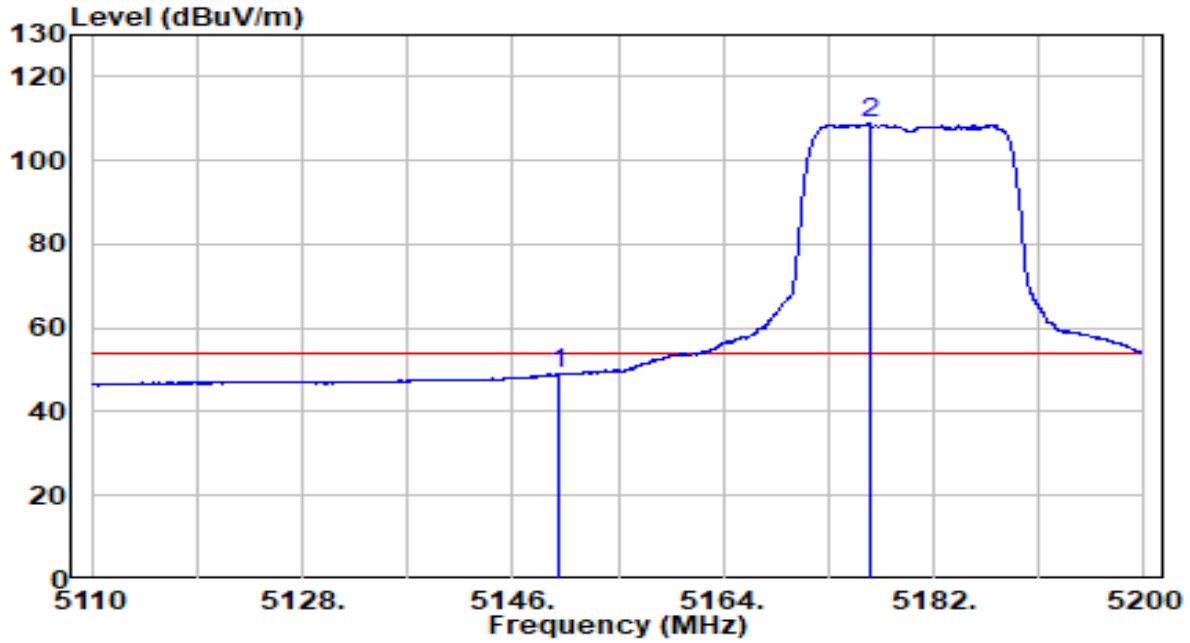

No		Frequency (MHz)	Reading (dBuV)	C.F (dB)	Measurement (dBuV/m)	Margin (dB)	Limit (dBuV/m)	Remark (QP/PK/AV)
1		5150.000	28.98	19.91	48.89	-5.11	54.00	Average
2	*	5176.645	88.90	19.93	108.84	N/A	N/A	Average

Note:

1. " *", means this data is the worst emission level.
2. C.F (Correction Factor) = Antenna Factor (dB)+ Cable Loss (dB)- Preamplifier(dB)+16db attenuation.
3. Measurement(dBuV/m) = Reading(dBuV) + C.F (Correction Factor).
4.The emission levels of other frequencies are very lower than the limit and not show in test report.

EUT	AX5400 Wi-Fi 6 Router	Date of Test	2020-09-27
Factor	BBHA 9120D (1GHz~18GHz)_2020	Temp. / Humidity	26℃/49%
Polarity	Horizontal	Site / Test Engineer	AC1 / Jay Chu
Test Mode	Transmit by 802.11a at channel 5240MHz (CDD Mode)	Test Voltage	120V/60Hz

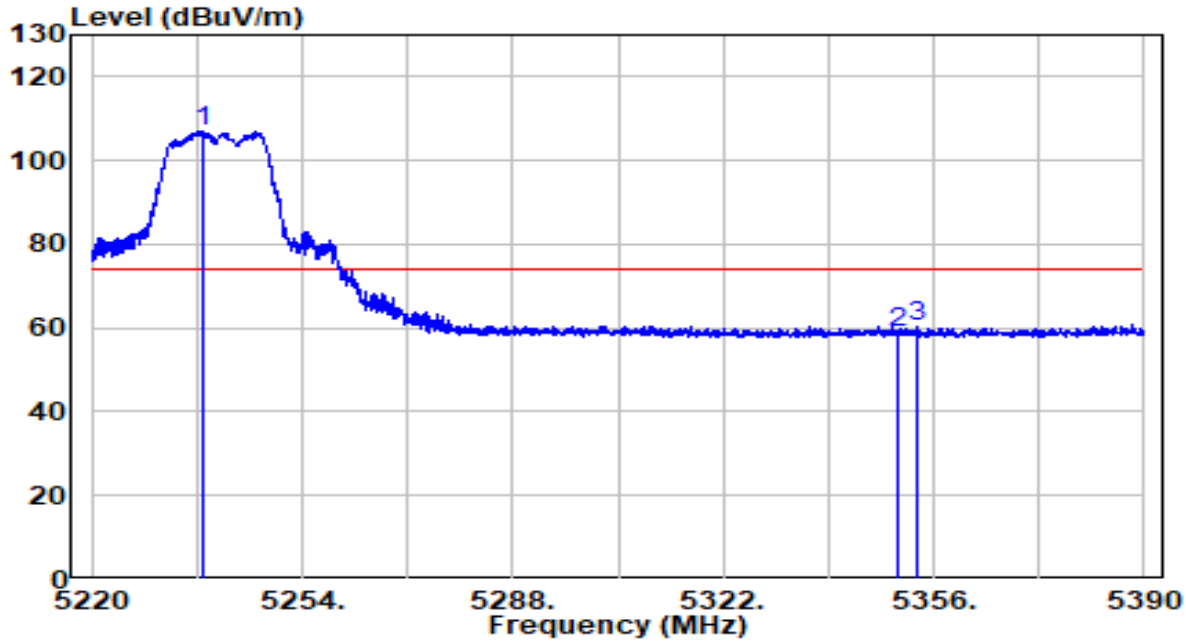

No		Frequency (MHz)	Reading (dBuV)	C.F (dB)	Measurement (dBuV/m)	Margin (dB)	Limit (dBuV/m)	Remark (QP/PK/AV)
1	*	5238.190	86.98	20.00	106.98	N/A	N/A	Peak
2		5350.000	38.63	20.11	58.74	-15.26	74.00	Peak
3		5353.450	40.21	20.12	60.33	-13.67	74.00	Peak

Note:

1. " *", means this data is the worst emission level.
2. C.F (Correction Factor) = Antenna Factor (dB)+ Cable Loss (dB)- Preamplifier(dB)+16db attenuation.
3. Measurement(dBuV/m) = Reading(dBuV) + C.F (Correction Factor).
4.The emission levels of other frequencies are very lower than the limit and not show in test report.

EUT	AX5400 Wi-Fi 6 Router	Date of Test	2020-09-27
Factor	BBHA 9120D (1GHz~18GHz)_2020	Temp. / Humidity	26℃/49%
Polarity	Horizontal	Site / Test Engineer	AC1 / Jay Chu
Test Mode	Transmit by 802.11a at channel 5240MHz (CDD Mode)	Test Voltage	120V/60Hz

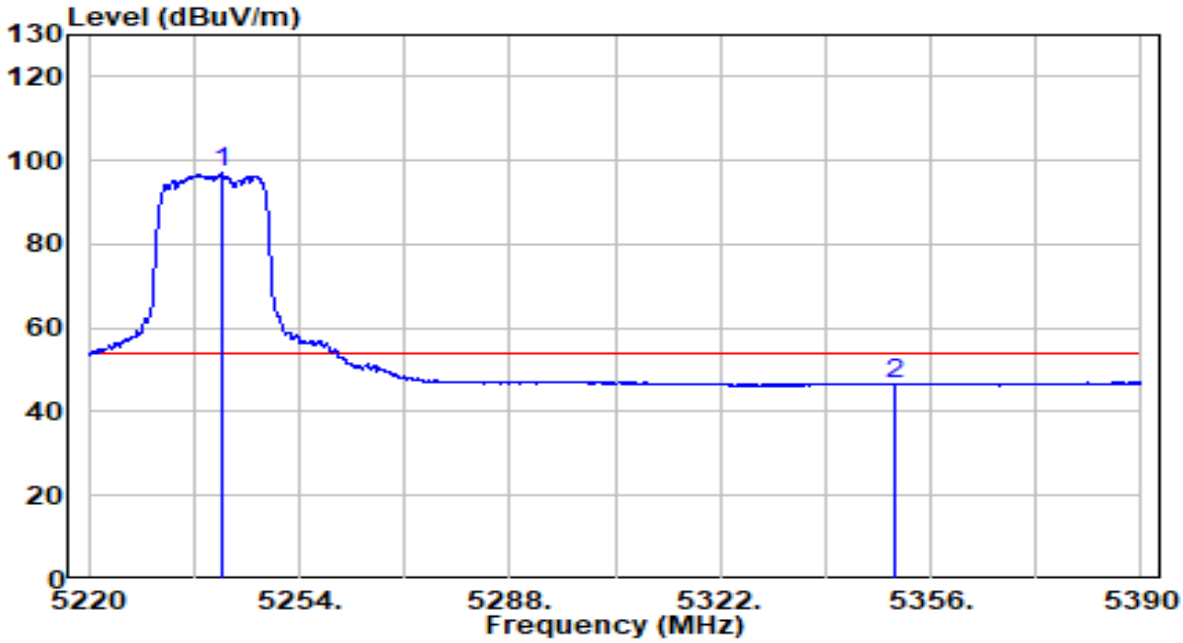

No		Frequency (MHz)	Reading (dBuV)	C.F (dB)	Measurement (dBuV/m)	Margin (dB)	Limit (dBuV/m)	Remark (QP/PK/AV)
1	*	5241.420	77.13	20.00	97.13	N/A	N/A	Average
2		5350.000	26.56	20.11	46.67	-7.33	54.00	Average

Note:

1. " *", means this data is the worst emission level.
2. C.F (Correction Factor) = Antenna Factor (dB)+ Cable Loss (dB)- Preamplifier(dB)+16db attenuation.
3. Measurement(dBuV/m) = Reading(dBuV) + C.F (Correction Factor).
4.The emission levels of other frequencies are very lower than the limit and not show in test report.

EUT	AX5400 Wi-Fi 6 Router	Date of Test	2020-09-27
Factor	BBHA 9120D (1GHz~18GHz)_2020	Temp. / Humidity	26℃/49%
Polarity	Vertical	Site / Test Engineer	AC1 / Jay Chu
Test Mode	Transmit by 802.11a at channel 5240MHz (CDD Mode)	Test Voltage	120V/60Hz

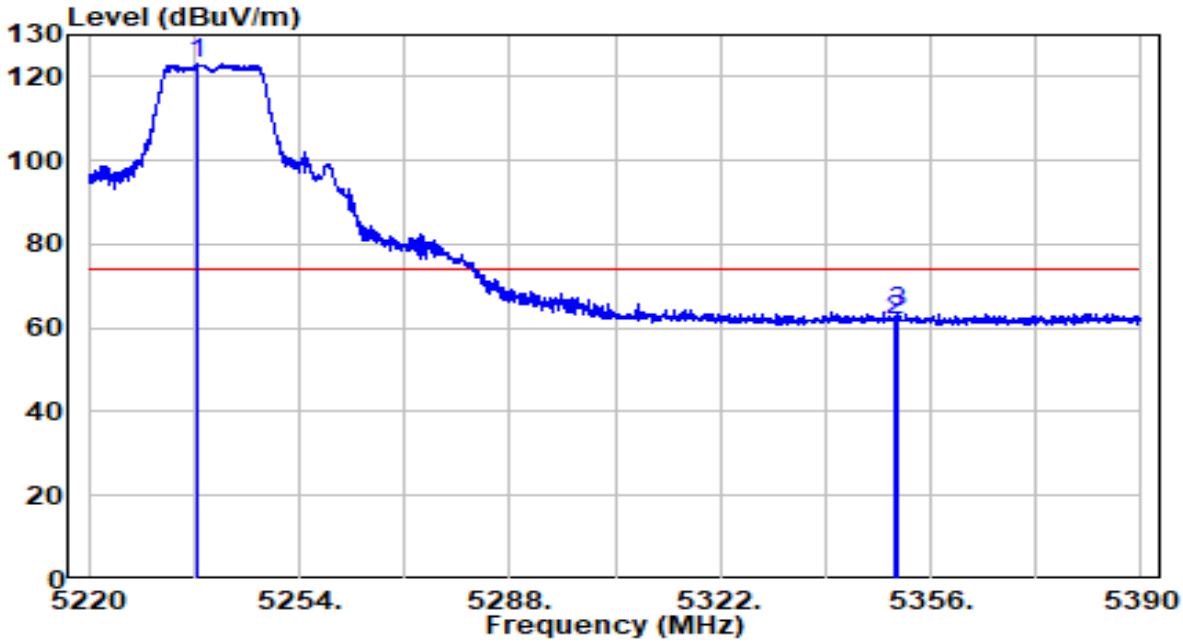

No		Frequency (MHz)	Reading (dBuV)	C.F (dB)	Measurement (dBuV/m)	Margin (dB)	Limit (dBuV/m)	Remark (QP/PK/AV)
1	*	5237.425	103.11	20.00	123.10	N/A	N/A	Peak
2		5350.000	41.94	20.11	62.05	-11.95	74.00	Peak
3		5350.475	43.83	20.11	63.95	-10.05	74.00	Peak

Note:

1. " *", means this data is the worst emission level.
2. C.F (Correction Factor) = Antenna Factor (dB)+ Cable Loss (dB)- Preamplifier(dB)+16db attenuation.
3. Measurement(dBuV/m) = Reading(dBuV) + C.F (Correction Factor).
4.The emission levels of other frequencies are very lower than the limit and not show in test report.

EUT	AX5400 Wi-Fi 6 Router	Date of Test	2020-09-27
Factor	BBHA 9120D (1GHz~18GHz)_2020	Temp. / Humidity	26℃/49%
Polarity	Vertical	Site / Test Engineer	AC1 / Jay Chu
Test Mode	Transmit by 802.11a at channel 5240MHz (CDD Mode)	Test Voltage	120V/60Hz

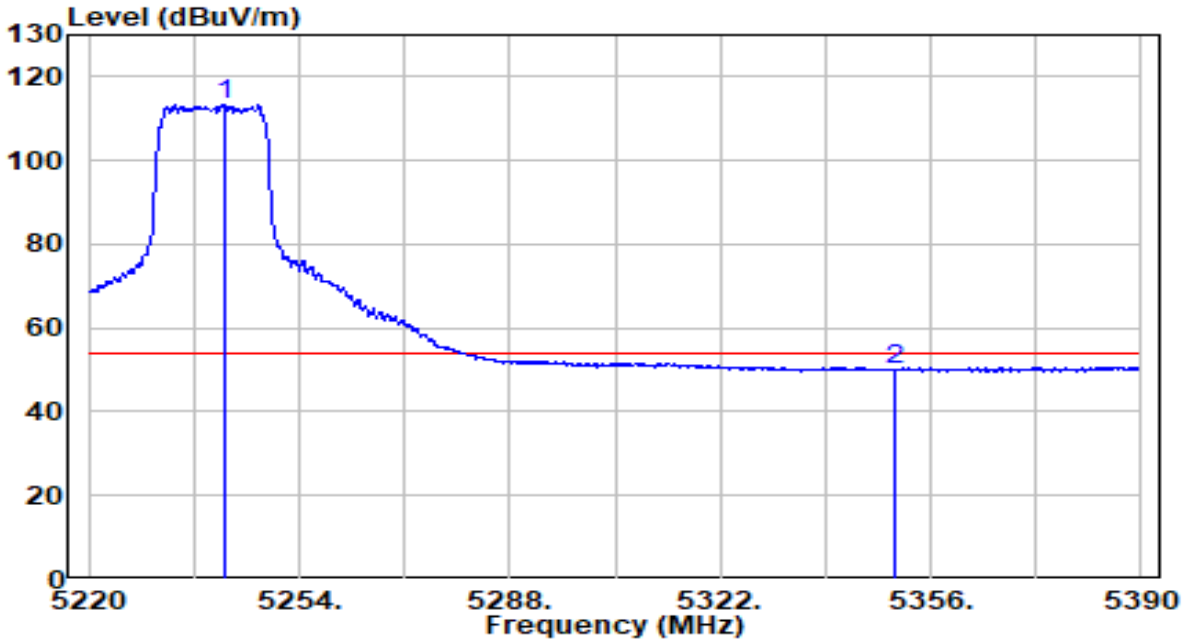

No		Frequency (MHz)	Reading (dBuV)	C.F (dB)	Measurement (dBuV/m)	Margin (dB)	Limit (dBuV/m)	Remark (QP/PK/AV)
1	*	5242.015	93.27	20.00	113.28	N/A	N/A	Average
2		5350.000	30.06	20.11	50.17	-3.83	54.00	Average

Note:

1. " *", means this data is the worst emission level.
2. C.F (Correction Factor) = Antenna Factor (dB)+ Cable Loss (dB)- Preamplifier(dB)+16db attenuation.
3. Measurement(dBuV/m) = Reading(dBuV) + C.F (Correction Factor).
4.The emission levels of other frequencies are very lower than the limit and not show in test report.

EUT	AX5400 Wi-Fi 6 Router	Date of Test	2020-09-27
Factor	BBHA 9120D (1GHz~18GHz)_2020	Temp. / Humidity	26℃/49%
Polarity	Horizontal	Site / Test Engineer	AC1 / Jay Chu
Test Mode	Transmit by 802.11a at channel 5320MHz (CDD Mode)	Test Voltage	120V/60Hz

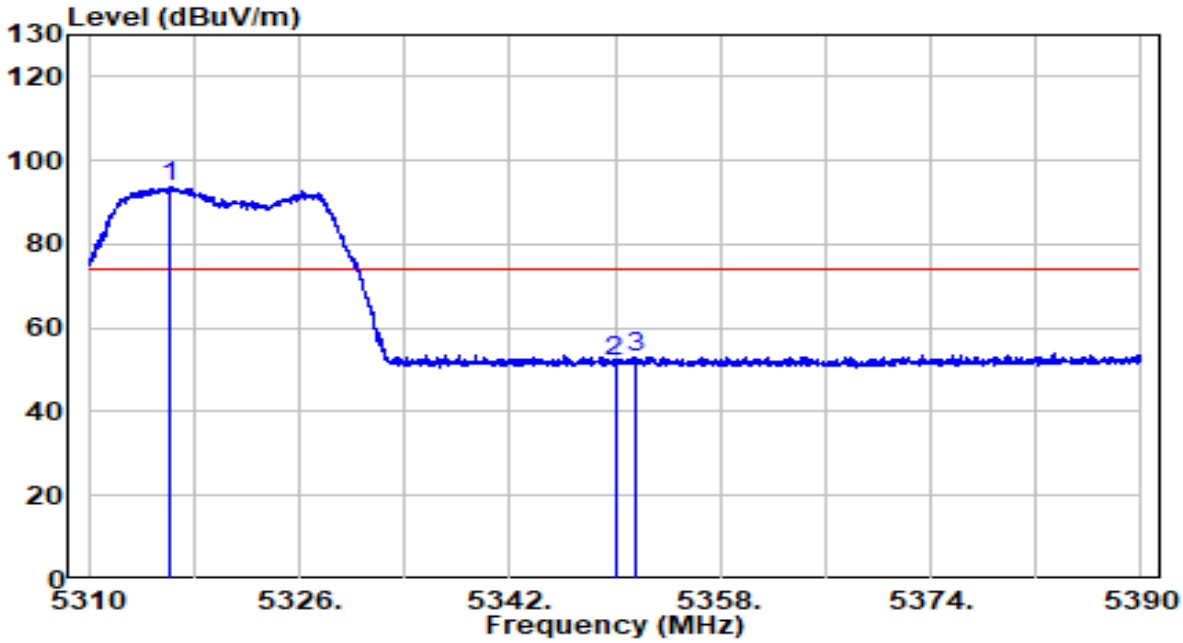

No		Frequency (MHz)	Reading (dBuV)	C.F (dB)	Measurement (dBuV/m)	Margin (dB)	Limit (dBuV/m)	Remark (QP/PK/AV)
1	*	5316.240	73.78	20.08	93.86	N/A	N/A	Peak
2		5350.000	31.77	20.11	51.89	-22.11	74.00	Peak
3		5351.560	33.08	20.12	53.20	-20.80	74.00	Peak

Note:

1. " *", means this data is the worst emission level.
2. C.F (Correction Factor) = Antenna Factor (dB)+ Cable Loss (dB)- Preamplifier(dB)+16db attenuation.
3. Measurement(dBuV/m) = Reading(dBuV) + C.F (Correction Factor).
4.The emission levels of other frequencies are very lower than the limit and not show in test report.

EUT	AX5400 Wi-Fi 6 Router	Date of Test	2020-09-27
Factor	BBHA 9120D (1GHz~18GHz)_2020	Temp. / Humidity	26℃/49%
Polarity	Horizontal	Site / Test Engineer	AC1 / Jay Chu
Test Mode	Transmit by 802.11a at channel 5320MHz (CDD Mode)	Test Voltage	120V/60Hz

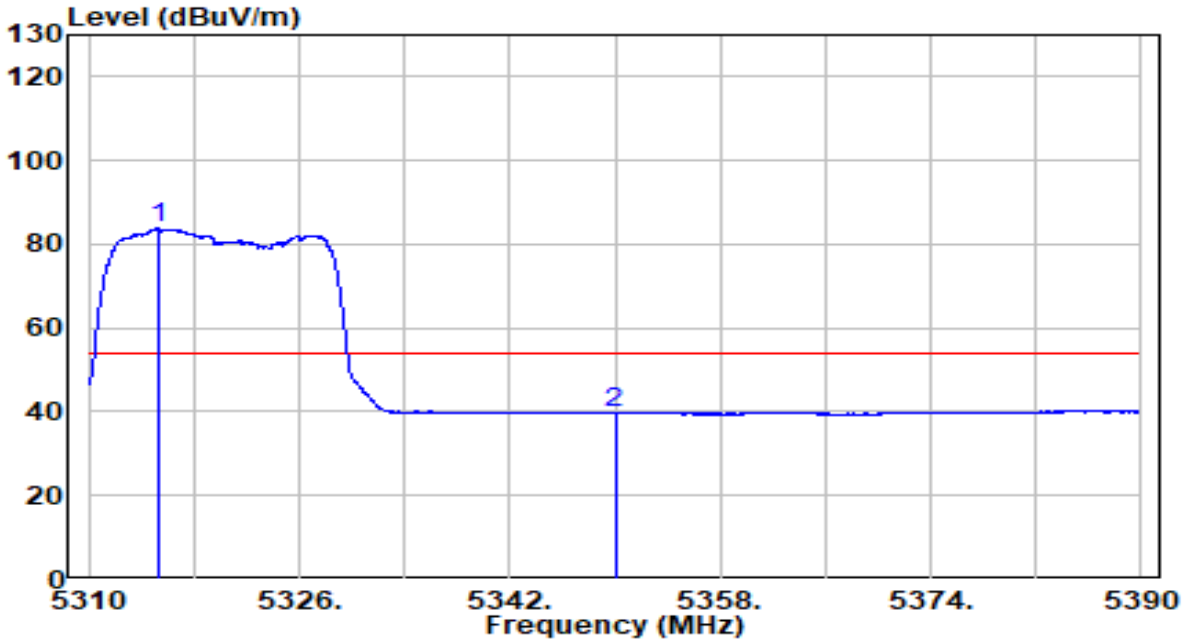

No		Frequency (MHz)	Reading (dBuV)	C.F (dB)	Measurement (dBuV/m)	Margin (dB)	Limit (dBuV/m)	Remark (QP/PK/AV)
1	*	5315.360	63.75	20.08	83.83	N/A	N/A	Average
2		5350.000	19.47	20.11	39.59	-14.41	54.00	Average

Note:

1. " *", means this data is the worst emission level.
2. C.F (Correction Factor) = Antenna Factor (dB)+ Cable Loss (dB)- Preamplifier(dB)+16db attenuation.
3. Measurement(dBuV/m) = Reading(dBuV) + C.F (Correction Factor).
4.The emission levels of other frequencies are very lower than the limit and not show in test report.

EUT	AX5400 Wi-Fi 6 Router	Date of Test	2020-09-27
Factor	BBHA 9120D (1GHz~18GHz)_2020	Temp. / Humidity	26℃/49%
Polarity	Vertical	Site / Test Engineer	AC1 / Jay Chu
Test Mode	Transmit by 802.11a at channel 5320MHz (CDD Mode)	Test Voltage	120V/60Hz

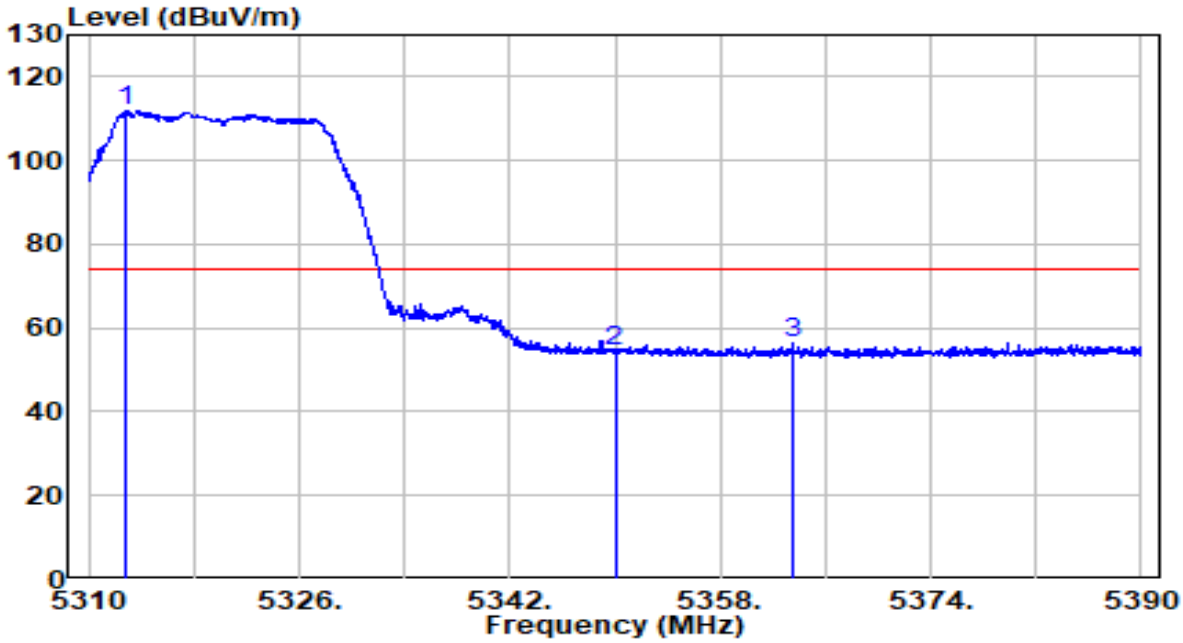

No		Frequency (MHz)	Reading (dBuV)	C.F (dB)	Measurement (dBuV/m)	Margin (dB)	Limit (dBuV/m)	Remark (QP/PK/AV)
1	*	5312.880	91.73	20.08	111.81	N/A	N/A	Peak
2		5350.000	34.37	20.11	54.48	-19.52	74.00	Peak
3		5363.440	36.37	20.13	56.50	-17.50	74.00	Peak

Note:

1. " *", means this data is the worst emission level.
2. C.F (Correction Factor) = Antenna Factor (dB)+ Cable Loss (dB)- Preamplifier(dB)+16db attenuation.
3. Measurement(dBuV/m) = Reading(dBuV) + C.F (Correction Factor).
4.The emission levels of other frequencies are very lower than the limit and not show in test report.

EUT	AX5400 Wi-Fi 6 Router	Date of Test	2020-09-27
Factor	BBHA 9120D (1GHz~18GHz)_2020	Temp. / Humidity	26℃/49%
Polarity	Vertical	Site / Test Engineer	AC1 / Jay Chu
Test Mode	Transmit by 802.11a at channel 5320MHz (CDD Mode)	Test Voltage	120V/60Hz

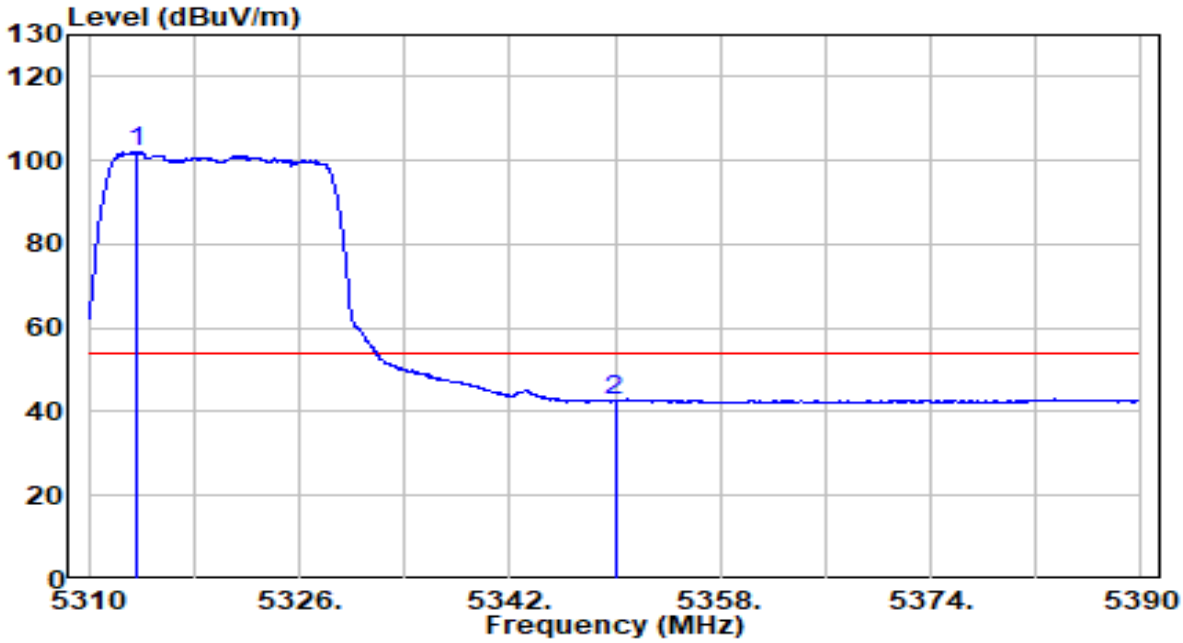

No		Frequency (MHz)	Reading (dBuV)	C.F (dB)	Measurement (dBuV/m)	Margin (dB)	Limit (dBuV/m)	Remark (QP/PK/AV)
1	*	5313.680	81.92	20.08	101.99	N/A	N/A	Average
2		5350.000	22.67	20.11	42.78	-11.22	54.00	Average

Note:

1. " *", means this data is the worst emission level.
2. C.F (Correction Factor) = Antenna Factor (dB)+ Cable Loss (dB)- Preamplifier(dB)+16db attenuation.
3. Measurement(dBuV/m) = Reading(dBuV) + C.F (Correction Factor).
4.The emission levels of other frequencies are very lower than the limit and not show in test report.

EUT	AX5400 Wi-Fi 6 Router	Date of Test	2020-09-27
Factor	BBHA 9120D (1GHz~18GHz)_2020	Temp. / Humidity	26℃/49%
Polarity	Horizontal	Site / Test Engineer	AC1 / Jay Chu
Test Mode	Transmit by 802.11a at channel 5500MHz (CDD Mode)	Test Voltage	120V/60Hz

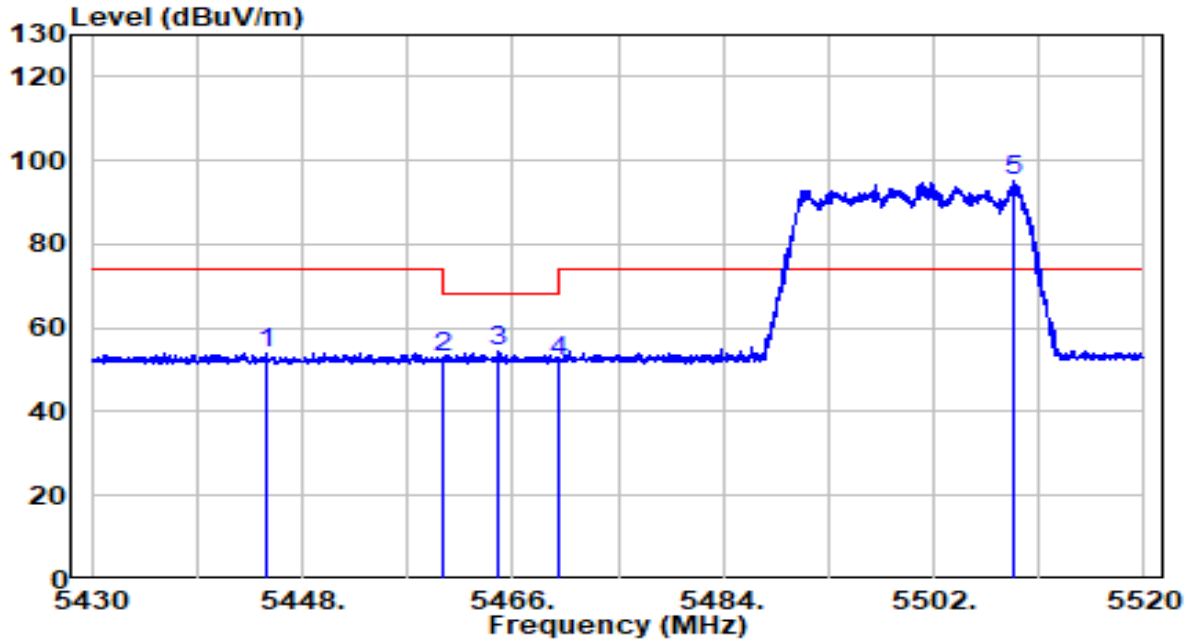

No		Frequency (MHz)	Reading (dBuV)	C.F (dB)	Measurement (dBuV/m)	Margin (dB)	Limit (dBuV/m)	Remark (QP/PK/AV)
1		5444.985	33.71	20.21	53.93	-20.07	74.00	Peak
2		5460.000	32.87	20.23	53.10	-15.10	68.20	Peak
3		5464.740	34.04	20.23	54.27	-13.93	68.20	Peak
4		5470.000	31.60	20.24	51.84	-16.36	68.20	Peak
5	*	5508.840	74.96	20.30	95.25	N/A	N/A	Peak

Note:

1. " *", means this data is the worst emission level.
2. C.F (Correction Factor) = Antenna Factor (dB)+ Cable Loss (dB)- Preamplifier(dB)+16db attenuation.
3. Measurement(dBuV/m) = Reading(dBuV) + C.F (Correction Factor).
4.The emission levels of other frequencies are very lower than the limit and not show in test report.

EUT	AX5400 Wi-Fi 6 Router	Date of Test	2020-09-27
Factor	BBHA 9120D (1GHz~18GHz)_2020	Temp. / Humidity	26℃/49%
Polarity	Horizontal	Site / Test Engineer	AC1 / Jay Chu
Test Mode	Transmit by 802.11a at channel 5500MHz (CDD Mode)	Test Voltage	120V/60Hz

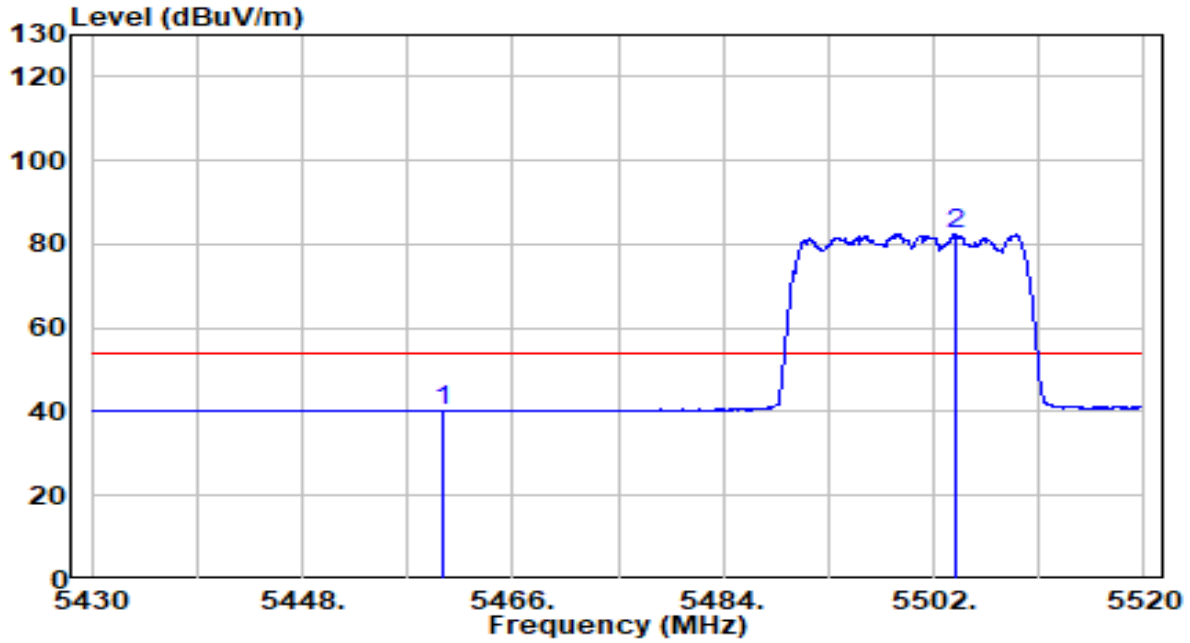

No		Frequency (MHz)	Reading (dBuV)	C.F (dB)	Measurement (dBuV/m)	Margin (dB)	Limit (dBuV/m)	Remark (QP/PK/AV)
1		5460.000	20.20	20.23	40.43	-13.57	54.00	Average
2	*	5503.935	62.15	20.28	82.43	N/A	N/A	Average

Note:

1. " *", means this data is the worst emission level.
2. C.F (Correction Factor) = Antenna Factor (dB)+ Cable Loss (dB)- Preamplifier(dB)+16db attenuation.
3. Measurement(dBuV/m) = Reading(dBuV) + C.F (Correction Factor).
4.The emission levels of other frequencies are very lower than the limit and not show in test report.

EUT	AX5400 Wi-Fi 6 Router	Date of Test	2020-09-27
Factor	BBHA 9120D (1GHz~18GHz)_2020	Temp. / Humidity	26℃/49%
Polarity	Vertical	Site / Test Engineer	AC1 / Jay Chu
Test Mode	Transmit by 802.11a at channel 5500MHz (CDD Mode)	Test Voltage	120V/60Hz

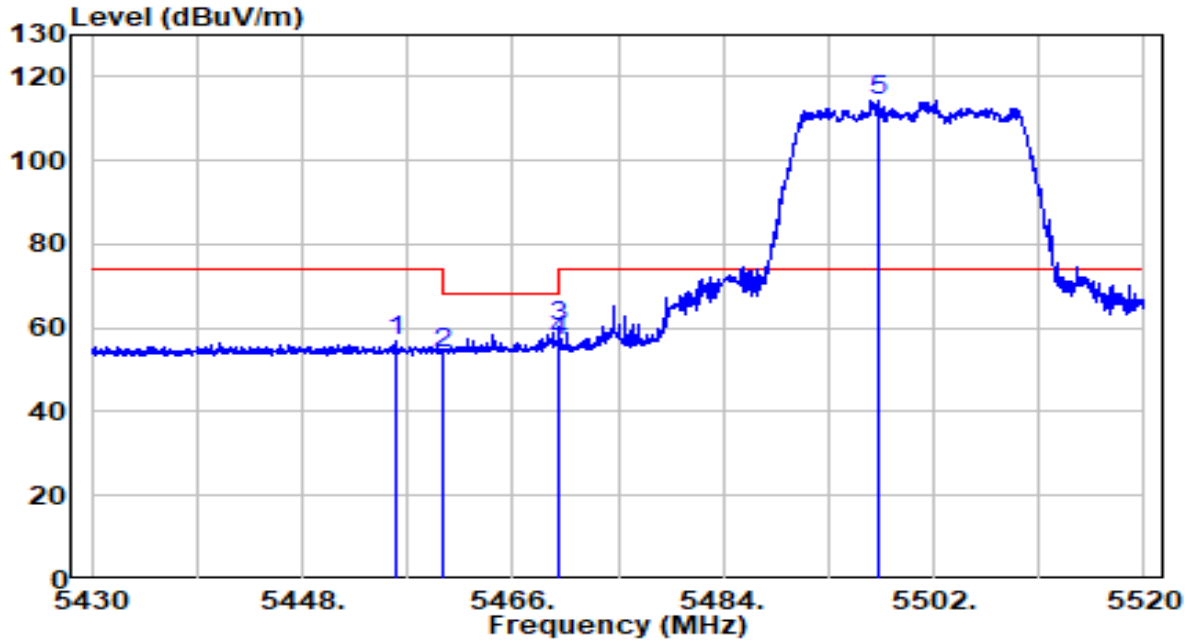

No		Frequency (MHz)	Reading (dBuV)	C.F (dB)	Measurement (dBuV/m)	Margin (dB)	Limit (dBuV/m)	Remark (QP/PK/AV)
1		5455.920	36.67	20.22	56.89	-17.11	74.00	Peak
2		5460.000	33.98	20.23	54.20	-14.00	68.20	Peak
3		5469.870	40.12	20.24	60.36	-7.84	68.20	Peak
4		5470.000	36.62	20.24	56.86	-11.34	68.20	Peak
5	*	5497.230	94.22	20.27	114.49	N/A	N/A	Peak

Note:

1. " *", means this data is the worst emission level.
2. C.F (Correction Factor) = Antenna Factor (dB)+ Cable Loss (dB)- Preamplifier(dB)+16db attenuation.
3. Measurement(dBuV/m) = Reading(dBuV) + C.F (Correction Factor).
4.The emission levels of other frequencies are very lower than the limit and not show in test report.

EUT	AX5400 Wi-Fi 6 Router	Date of Test	2020-09-27
Factor	BBHA 9120D (1GHz~18GHz)_2020	Temp. / Humidity	26℃/49%
Polarity	Vertical	Site / Test Engineer	AC1 / Jay Chu
Test Mode	Transmit by 802.11a at channel 5500MHz (CDD Mode)	Test Voltage	120V/60Hz

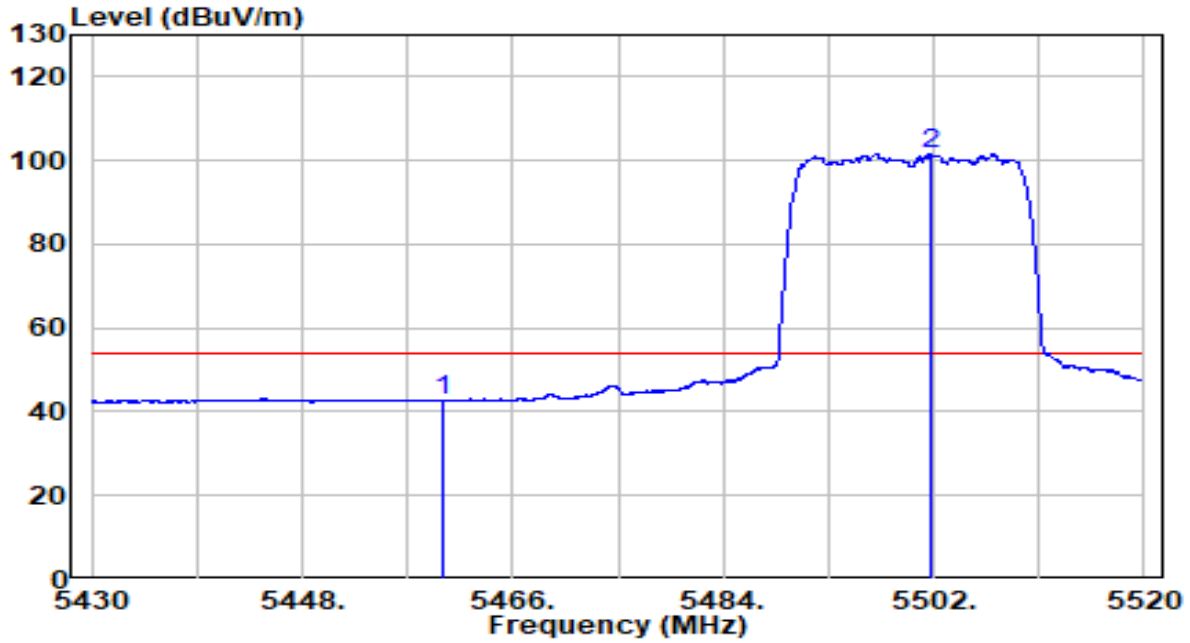

No		Frequency (MHz)	Reading (dBuV)	C.F (dB)	Measurement (dBuV/m)	Margin (dB)	Limit (dBuV/m)	Remark (QP/PK/AV)
1		5460.000	22.57	20.23	42.80	-11.20	54.00	Average
2	*	5501.820	81.39	20.28	101.67	N/A	N/A	Average

Note:

1. " *", means this data is the worst emission level.
2. C.F (Correction Factor) = Antenna Factor (dB)+ Cable Loss (dB)- Preamplifier(dB)+16db attenuation.
3. Measurement(dBuV/m) = Reading(dBuV) + C.F (Correction Factor).
4.The emission levels of other frequencies are very lower than the limit and not show in test report.

EUT	AX5400 Wi-Fi 6 Router	Date of Test	2020-09-27
Factor	BBHA 9120D (1GHz~18GHz)_2020	Temp. / Humidity	26℃/49%
Polarity	Horizontal	Site / Test Engineer	AC1 / Jay Chu
Test Mode	Transmit by 802.11a at channel 5700MHz (CDD Mode)	Test Voltage	120V/60Hz

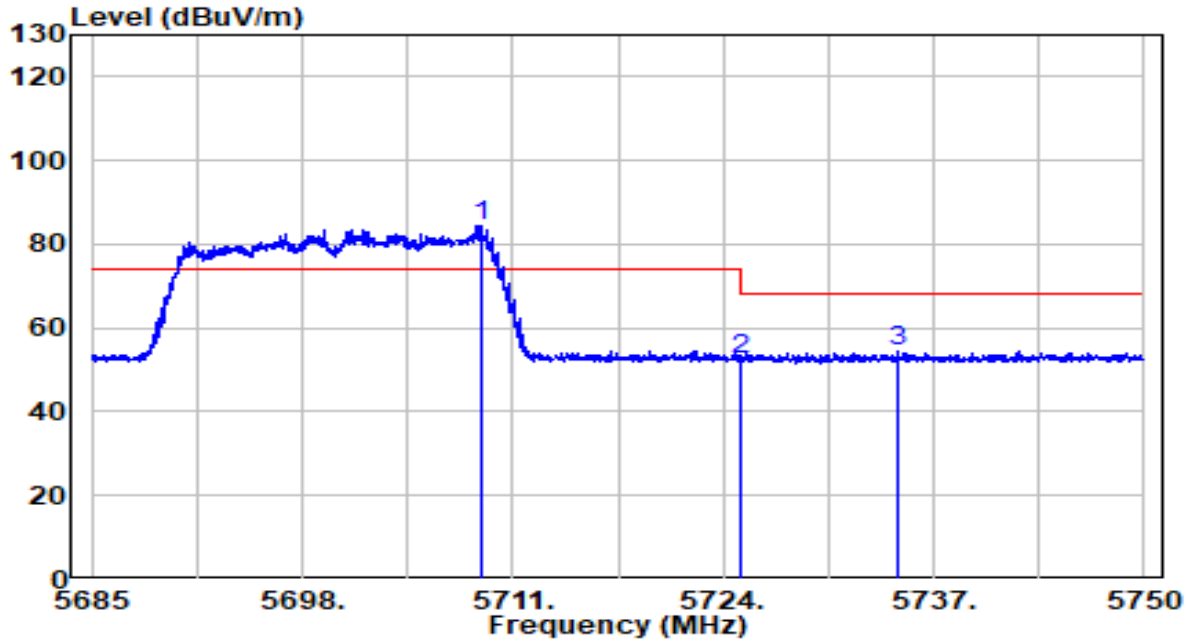

No		Frequency (MHz)	Reading (dBuV)	C.F (dB)	Measurement (dBuV/m)	Margin (dB)	Limit (dBuV/m)	Remark (QP/PK/AV)
1	*	5709.083	63.64	20.95	84.59	N/A	N/A	Peak
2		5725.000	31.42	21.00	52.42	-15.78	68.20	Peak
3		5734.790	33.46	21.03	54.49	-13.71	68.20	Peak

Note:

1. " *", means this data is the worst emission level.
2. C.F (Correction Factor) = Antenna Factor (dB)+ Cable Loss (dB)- Preamplifier(dB)+16db attenuation.
3. Measurement(dBuV/m) = Reading(dBuV) + C.F (Correction Factor).
4.The emission levels of other frequencies are very lower than the limit and not show in test report.

EUT	AX5400 Wi-Fi 6 Router	Date of Test	2020-09-27
Factor	BBHA 9120D (1GHz~18GHz)_2020	Temp. / Humidity	26℃/49%
Polarity	Vertical	Site / Test Engineer	AC1 / Jay Chu
Test Mode	Transmit by 802.11a at channel 5700MHz (CDD Mode)	Test Voltage	120V/60Hz

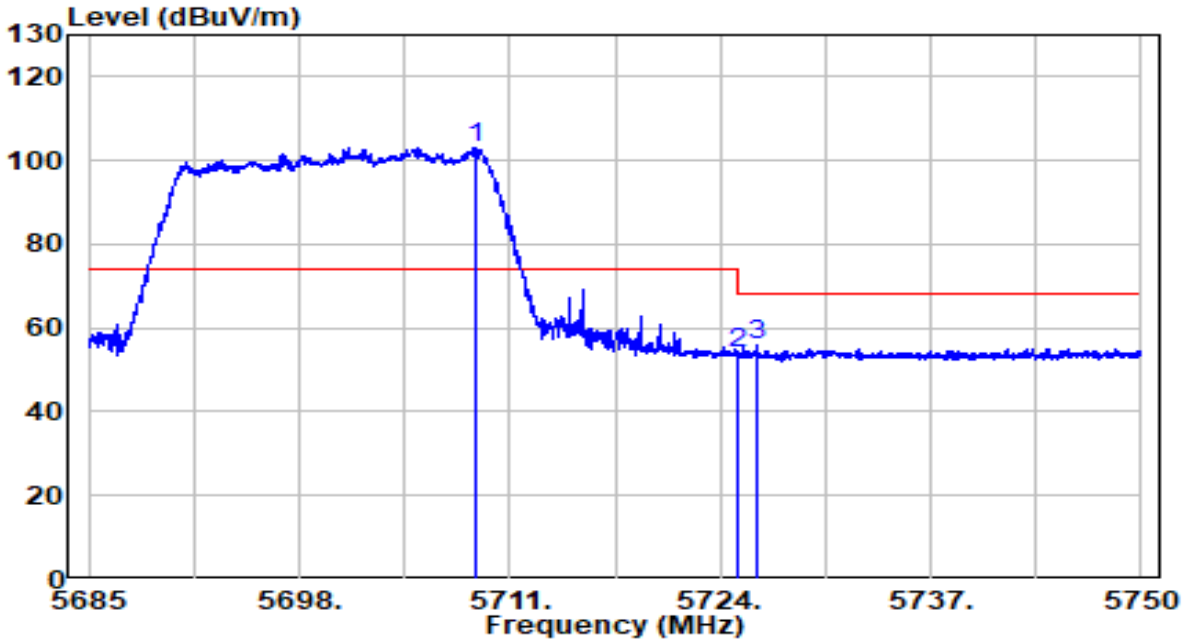

No		Frequency (MHz)	Reading (dBuV)	C.F (dB)	Measurement (dBuV/m)	Margin (dB)	Limit (dBuV/m)	Remark (QP/PK/AV)
1	*	5708.855	82.16	20.95	103.11	N/A	N/A	Average
2		5725.000	32.85	21.00	53.84	-14.36	68.20	Average
3		5726.243	35.06	21.00	56.07	-12.13	68.20	Average

Note:

1. " *", means this data is the worst emission level.
2. C.F (Correction Factor) = Antenna Factor (dB)+ Cable Loss (dB)- Preamplifier(dB)+16db attenuation.
3. Measurement(dBuV/m) = Reading(dBuV) + C.F (Correction Factor).
4.The emission levels of other frequencies are very lower than the limit and not show in test report.

EUT	AX5400 Wi-Fi 6 Router	Date of Test	2020-09-27
Factor	BBHA 9120D (1GHz~18GHz)_2020	Temp. / Humidity	26℃/49%
Polarity	Horizontal	Site / Test Engineer	AC1 / Jay Chu
Test Mode	Transmit by 802.11a at channel 5745MHz (CDD Mode)	Test Voltage	120V/60Hz

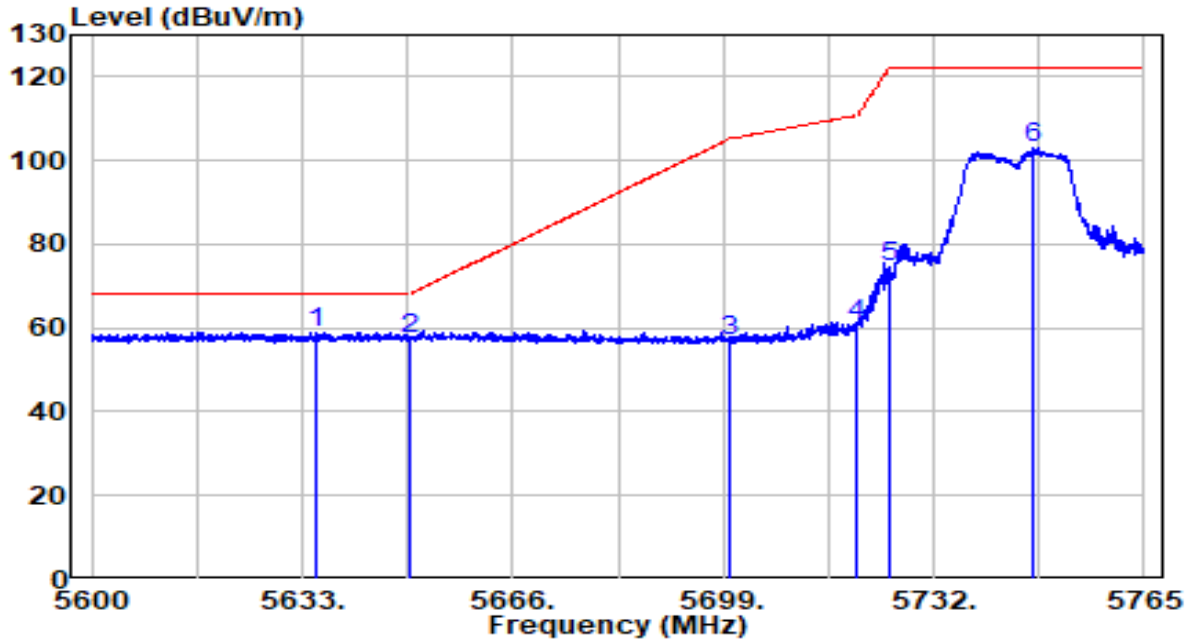

No		Frequency (MHz)	Reading (dBuV)	C.F (dB)	Measurement (dBuV/m)	Margin (dB)	Limit (dBuV/m)	Remark (QP/PK/AV)
1	*	5635.310	38.23	20.71	58.94	-9.26	68.20	Peak
2		5650.000	36.56	20.76	57.31	-10.89	68.20	Peak
3		5700.000	36.08	20.92	57.00	-48.20	105.20	Peak
4		5720.000	39.96	20.98	60.94	-49.86	110.80	Peak
5		5725.000	53.47	21.00	74.47	-47.73	122.20	Peak
6		5747.675	81.85	21.07	102.93	N/A	N/A	Peak

Note:

1. " *", means this data is the worst emission level.
2. C.F (Correction Factor) = Antenna Factor (dB)+ Cable Loss (dB)- Preamplifier(dB)+16db attenuation.
3. Measurement(dBuV/m) = Reading(dBuV) + C.F (Correction Factor).
4.The emission levels of other frequencies are very lower than the limit and not show in test report.

EUT	AX5400 Wi-Fi 6 Router	Date of Test	2020-09-27
Factor	BBHA 9120D (1GHz~18GHz)_2020	Temp. / Humidity	26℃/49%
Polarity	Vertical	Site / Test Engineer	AC1 / Jay Chu
Test Mode	Transmit by 802.11a at channel 5745MHz (CDD Mode)	Test Voltage	120V/60Hz

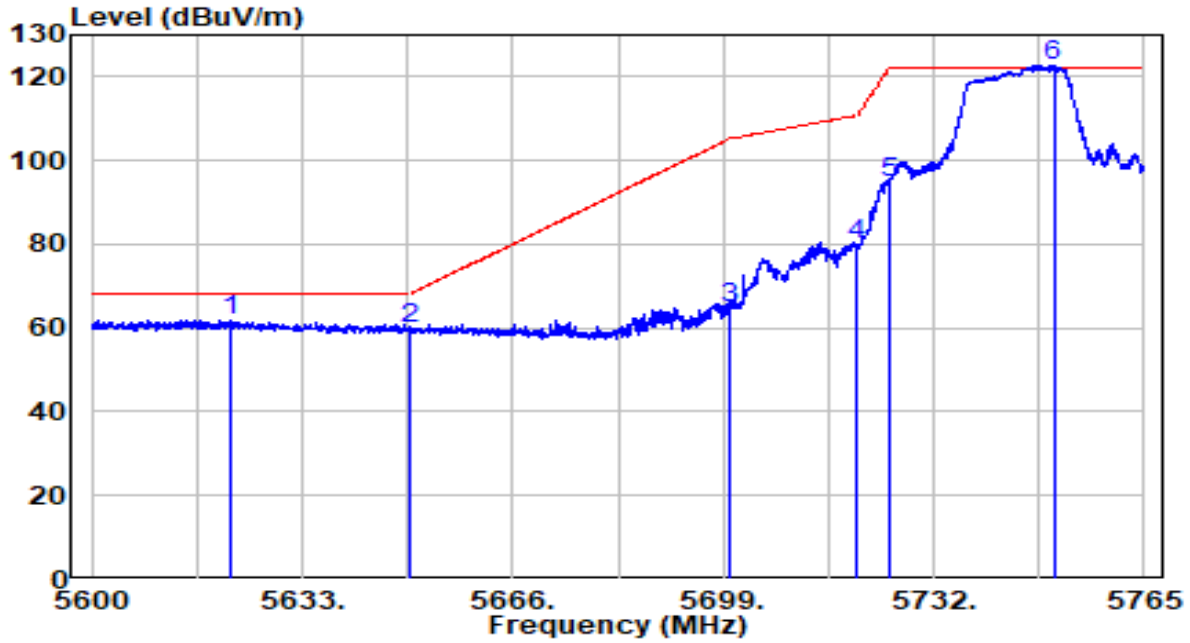

No		Frequency (MHz)	Reading (dBuV)	C.F (dB)	Measurement (dBuV/m)	Margin (dB)	Limit (dBuV/m)	Remark (QP/PK/AV)
1		5621.697	41.00	20.66	61.66	-6.54	68.20	Peak
2		5650.000	38.97	20.76	59.72	-8.48	68.20	Peak
3		5700.000	43.83	20.92	64.75	-40.46	105.20	Peak
4		5720.000	58.77	20.98	79.75	-31.05	110.80	Peak
5		5725.000	73.84	21.00	94.84	-27.36	122.20	Peak
6	*	5750.810	101.57	21.08	122.65	N/A	N/A	Peak

Note:

1. " *", means this data is the worst emission level.
2. C.F (Correction Factor) = Antenna Factor (dB)+ Cable Loss (dB)- Preamplifier(dB)+16db attenuation.
3. Measurement(dBuV/m) = Reading(dBuV) + C.F (Correction Factor).
4.The emission levels of other frequencies are very lower than the limit and not show in test report.

EUT	AX5400 Wi-Fi 6 Router	Date of Test	2020-09-27
Factor	BBHA 9120D (1GHz~18GHz)_2020	Temp. / Humidity	26℃/49%
Polarity	Horizontal	Site / Test Engineer	AC1 / Jay Chu
Test Mode	Transmit by 802.11a at channel 5825MHz (CDD Mode)	Test Voltage	120V/60Hz

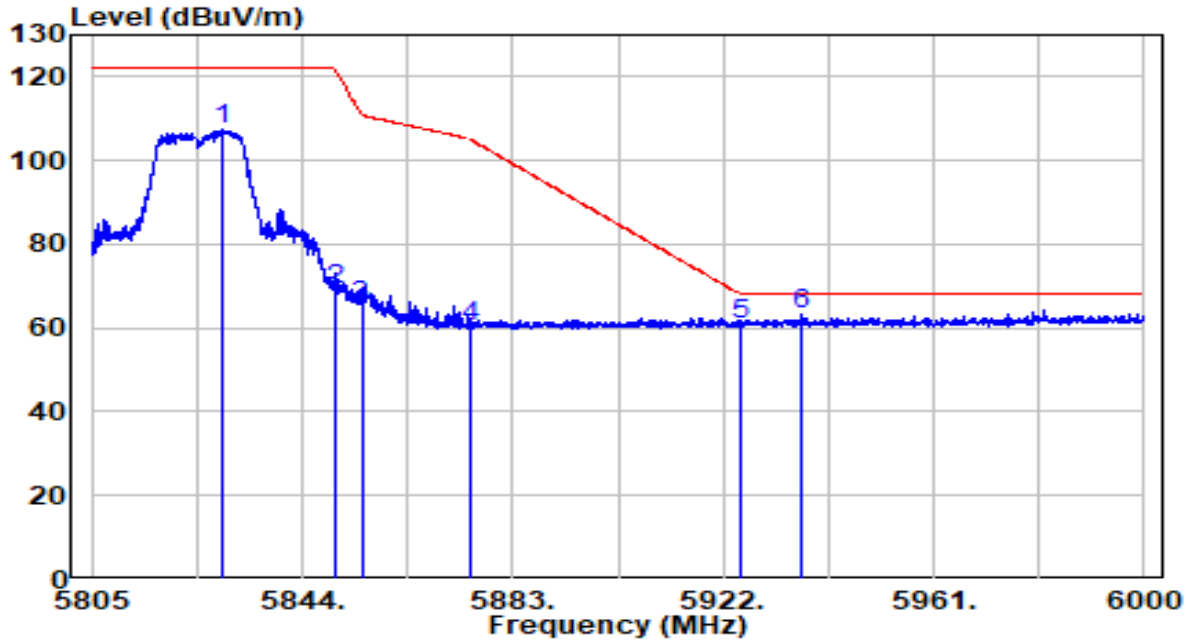

No		Frequency (MHz)	Reading (dBuV)	C.F (dB)	Measurement (dBuV/m)	Margin (dB)	Limit (dBuV/m)	Remark (QP/PK/AV)
1		5829.083	85.97	21.34	107.31	N/A	N/A	Peak
2		5850.000	47.65	21.40	69.06	-53.14	122.20	Peak
3		5855.000	43.98	21.42	65.40	-45.40	110.80	Peak
4		5875.000	39.08	21.49	60.56	-44.64	105.20	Peak
5		5925.000	38.98	21.65	60.63	-7.57	68.20	Peak
6	*	5936.723	41.54	21.68	63.23	-4.97	68.20	Peak

Note:

1. " *", means this data is the worst emission level.
2. C.F (Correction Factor) = Antenna Factor (dB)+ Cable Loss (dB)- Preamplifier(dB)+16db attenuation.
3. Measurement(dBuV/m) = Reading(dBuV) + C.F (Correction Factor).
4.The emission levels of other frequencies are very lower than the limit and not show in test report.

EUT	AX5400 Wi-Fi 6 Router	Date of Test	2020-09-27
Factor	BBHA 9120D (1GHz~18GHz)_2020	Temp. / Humidity	26℃/49%
Polarity	Vertical	Site / Test Engineer	AC1 / Jay Chu
Test Mode	Transmit by 802.11a at channel 5825MHz (CDD Mode)	Test Voltage	120V/60Hz

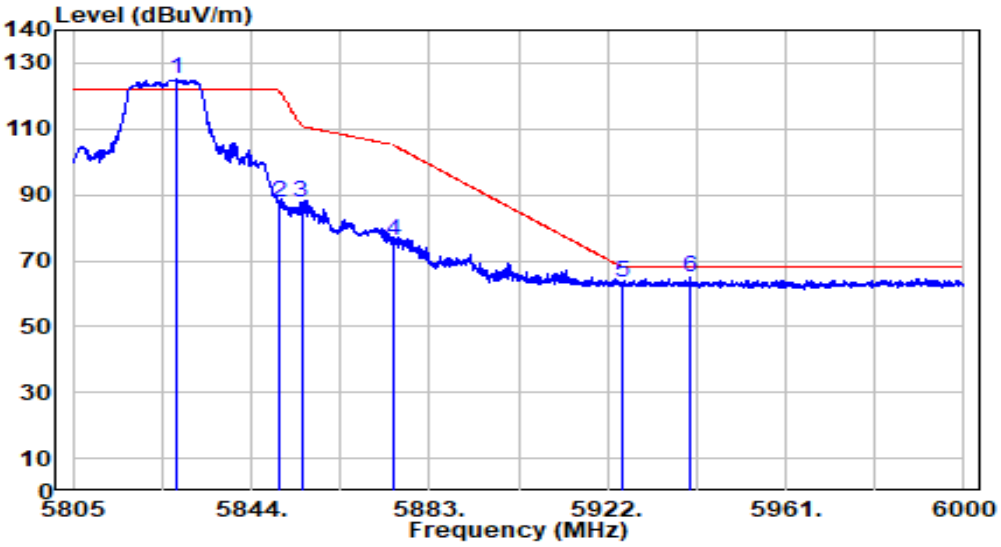

No		Frequency (MHz)	Reading (dBuV)	C.F (dB)	Measurement (dBuV/m)	Margin (dB)	Limit (dBuV/m)	Remark (QP/PK/AV)
1	*	5827.815	103.65	21.33	124.98	N/A	N/A	Peak
2		5850.000	66.46	21.40	87.86	-34.34	122.20	Peak
3		5855.000	66.50	21.42	87.92	-22.88	110.80	Peak
4		5875.000	54.65	21.49	76.13	-29.07	105.20	Peak
5		5925.000	41.60	21.65	63.25	-4.95	68.20	Peak
6		5939.842	43.42	21.70	65.12	-3.08	68.20	Peak

Note:

1. " *", means this data is the worst emission level.
2. C.F (Correction Factor) = Antenna Factor (dB)+ Cable Loss (dB)- Preamplifier(dB)+16db attenuation.
3. Measurement(dBuV/m) = Reading(dBuV) + C.F (Correction Factor).
4.The emission levels of other frequencies are very lower than the limit and not show in test report.

EUT	AX5400 Wi-Fi 6 Router	Date of Test	2020-09-27
Factor	BBHA 9120D (1GHz~18GHz)_2020	Temp. / Humidity	26℃/49%
Polarity	Horizontal	Site / Test Engineer	AC1 / Jay Chu
Test Mode	Transmit by 802.11ac-VHT20 at channel 5180MHz (CDD Mode)	Test Voltage	120V/60Hz

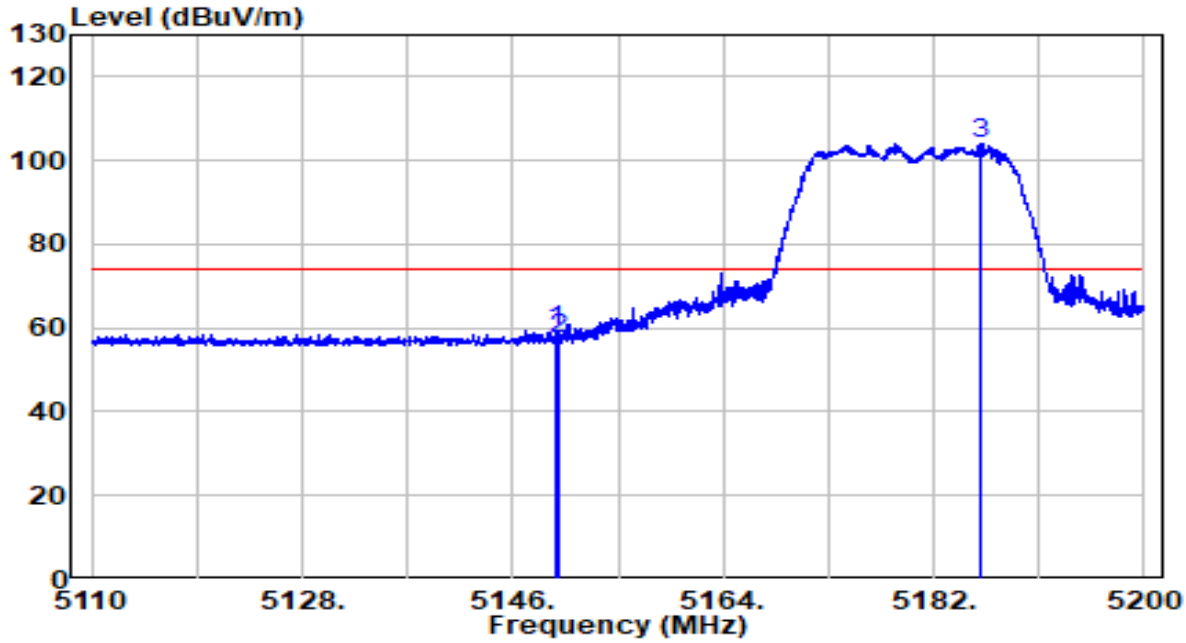

No		Frequency (MHz)	Reading (dBuV)	C.F (dB)	Measurement (dBuV/m)	Margin (dB)	Limit (dBuV/m)	Remark (QP/PK/AV)
1		5149.735	39.35	19.91	59.26	-14.74	74.00	Peak
2		5150.000	37.68	19.91	57.59	-16.41	74.00	Peak
3	*	5186.095	84.11	19.94	104.06	N/A	N/A	Peak

Note:

1. " *", means this data is the worst emission level.
2. C.F (Correction Factor) = Antenna Factor (dB)+ Cable Loss (dB)- Preamplifier(dB)+16db attenuation.
3. Measurement(dBuV/m) = Reading(dBuV) + C.F (Correction Factor).
4.The emission levels of other frequencies are very lower than the limit and not show in test report.

EUT	AX5400 Wi-Fi 6 Router	Date of Test	2020-09-27
Factor	BBHA 9120D (1GHz~18GHz)_2020	Temp. / Humidity	26℃/49%
Polarity	Horizontal	Site / Test Engineer	AC1 / Jay Chu
Test Mode	Transmit by 802.11ac-VHT20 at channel 5180MHz (CDD Mode)	Test Voltage	120V/60Hz

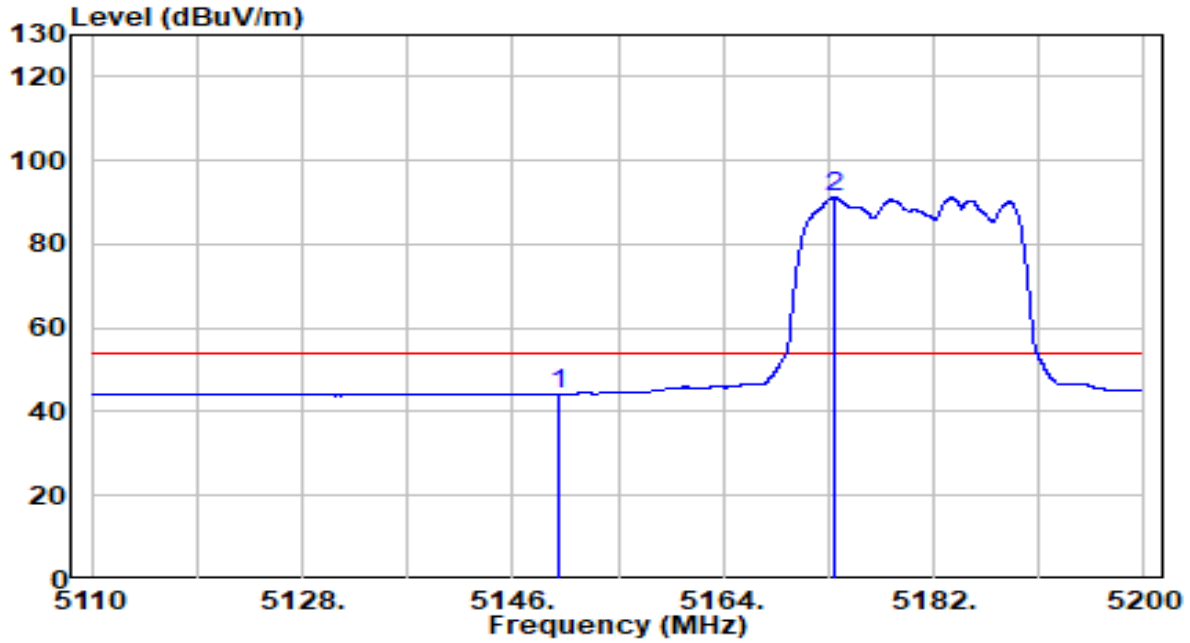

No		Frequency (MHz)	Reading (dBuV)	C.F (dB)	Measurement (dBuV/m)	Margin (dB)	Limit (dBuV/m)	Remark (QP/PK/AV)
1		5150.000	24.37	19.91	44.28	-9.72	54.00	Average
2	*	5173.540	71.27	19.93	91.20	N/A	N/A	Average

Note:

1. " *", means this data is the worst emission level.
2. C.F (Correction Factor) = Antenna Factor (dB)+ Cable Loss (dB)- Preamplifier(dB)+16db attenuation.
3. Measurement(dBuV/m) = Reading(dBuV) + C.F (Correction Factor).
4.The emission levels of other frequencies are very lower than the limit and not show in test report.

EUT	AX5400 Wi-Fi 6 Router	Date of Test	2020-09-27
Factor	BBHA 9120D (1GHz~18GHz)_2020	Temp. / Humidity	26℃/49%
Polarity	Vertical	Site / Test Engineer	AC1 / Jay Chu
Test Mode	Transmit by 802.11ac-VHT20 at channel 5180MHz (CDD Mode)	Test Voltage	120V/60Hz

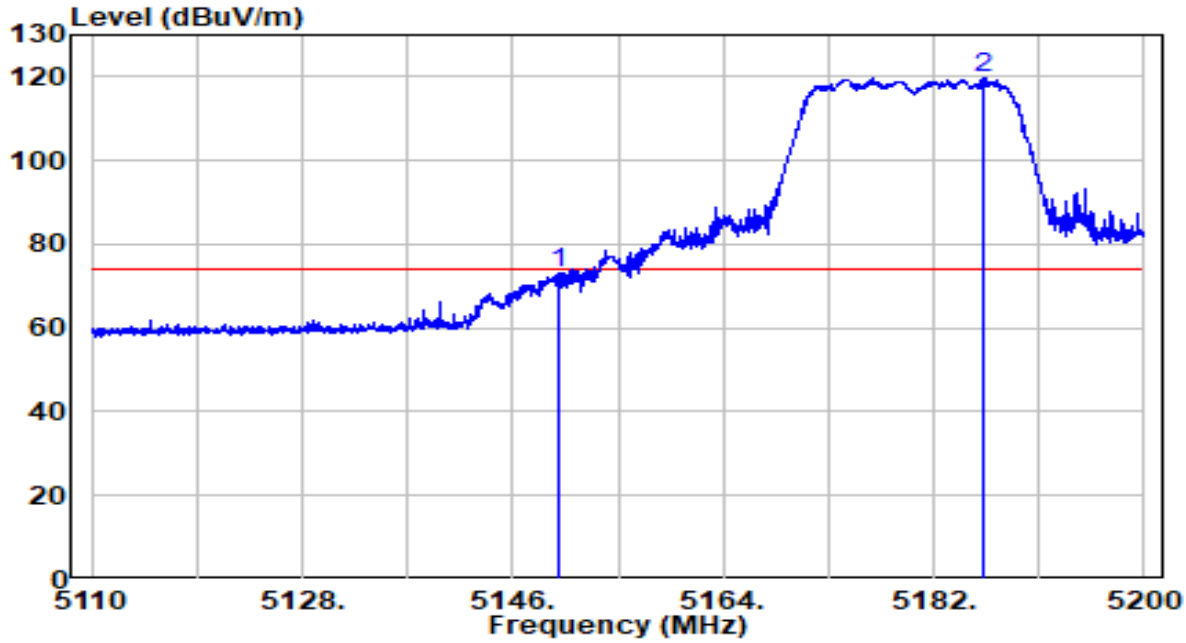

No		Frequency (MHz)	Reading (dBuV)	C.F (dB)	Measurement (dBuV/m)	Margin (dB)	Limit (dBuV/m)	Remark (QP/PK/AV)
1		5150.000	53.36	19.91	73.27	-0.73	74.00	Peak
2	*	5186.230	100.00	19.94	119.94	N/A	N/A	Peak

Note:

1. " *", means this data is the worst emission level.
2. C.F (Correction Factor) = Antenna Factor (dB)+ Cable Loss (dB)- Preamplifier(dB)+16db attenuation.
3. Measurement(dBuV/m) = Reading(dBuV) + C.F (Correction Factor).
4.The emission levels of other frequencies are very lower than the limit and not show in test report.

EUT	AX5400 Wi-Fi 6 Router	Date of Test	2020-09-27
Factor	BBHA 9120D (1GHz~18GHz)_2020	Temp. / Humidity	26℃/49%
Polarity	Vertical	Site / Test Engineer	AC1 / Jay Chu
Test Mode	Transmit by 802.11ac-VHT20 at channel 5180MHz (CDD Mode)	Test Voltage	120V/60Hz

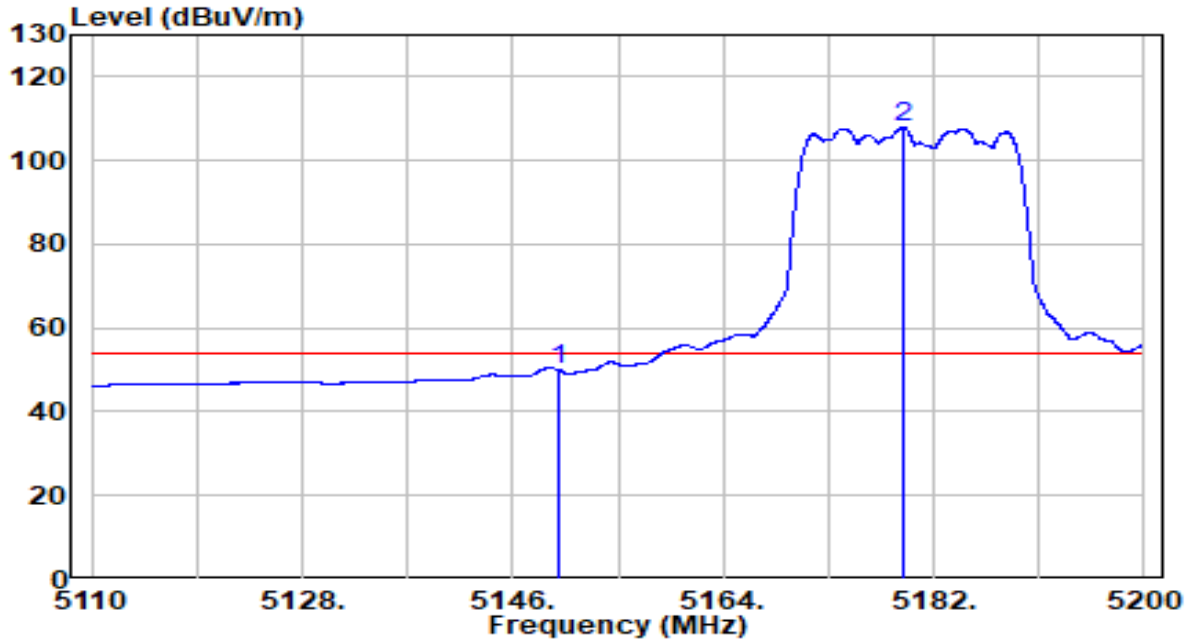

No		Frequency (MHz)	Reading (dBuV)	C.F (dB)	Measurement (dBuV/m)	Margin (dB)	Limit (dBuV/m)	Remark (QP/PK/AV)
1		5150.000	29.94	19.91	49.85	-4.15	54.00	Average
2	*	5179.345	87.91	19.94	107.85	N/A	N/A	Average

Note:

1. " *", means this data is the worst emission level.
2. C.F (Correction Factor) = Antenna Factor (dB)+ Cable Loss (dB)- Preamplifier(dB)+16db attenuation.
3. Measurement(dBuV/m) = Reading(dBuV) + C.F (Correction Factor).
4.The emission levels of other frequencies are very lower than the limit and not show in test report.

EUT	AX5400 Wi-Fi 6 Router	Date of Test	2020-09-27
Factor	BBHA 9120D (1GHz~18GHz)_2020	Temp. / Humidity	26℃/49%
Polarity	Vertical	Site / Test Engineer	AC1 / Jay Chu
Test Mode	Transmit by 802.11ac-VHT20 at channel 5240MHz (CDD Mode)	Test Voltage	120V/60Hz

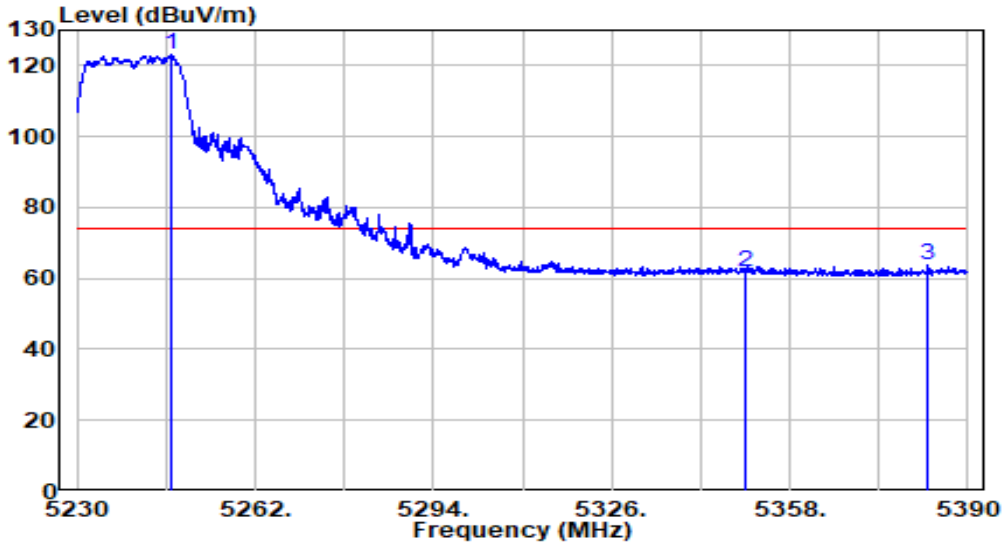

No		Frequency (MHz)	Reading (dBuV)	C.F (dB)	Measurement (dBuV/m)	Margin (dB)	Limit (dBuV/m)	Remark (QP/PK/AV)
1	*	5247.040	103.07	20.01	123.08	N/A	N/A	Peak
2		5350.000	41.78	20.11	61.90	-12.10	74.00	Peak
3		5382.720	43.83	20.15	63.98	-10.02	74.00	Peak

Note:

1. " *", means this data is the worst emission level.
2. C.F (Correction Factor) = Antenna Factor (dB)+ Cable Loss (dB)- Preamplifier(dB)+16db attenuation.
3. Measurement(dBuV/m) = Reading(dBuV) + C.F (Correction Factor).
4.The emission levels of other frequencies are very lower than the limit and not show in test report.

EUT	AX5400 Wi-Fi 6 Router	Date of Test	2020-09-27
Factor	BBHA 9120D (1GHz~18GHz)_2020	Temp. / Humidity	26℃/49%
Polarity	Vertical	Site / Test Engineer	AC1 / Jay Chu
Test Mode	Transmit by 802.11ac-VHT20 at channel 5240MHz (CDD Mode)	Test Voltage	120V/60Hz

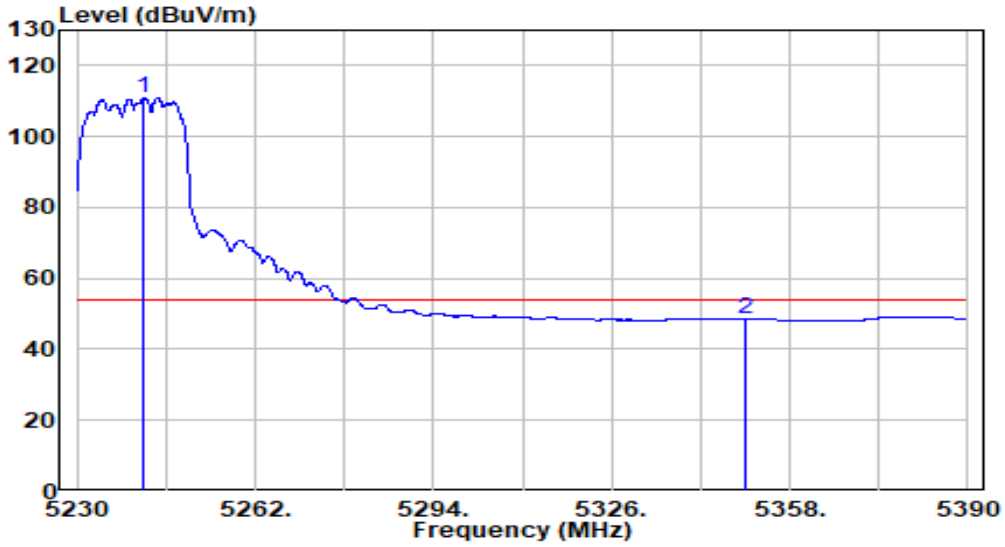

No		Frequency (MHz)	Reading (dBuV)	C.F (dB)	Measurement (dBuV/m)	Margin (dB)	Limit (dBuV/m)	Remark (QP/PK/AV)
1	*	5242.080	91.01	20.00	111.01	N/A	N/A	Average
2		5350.000	28.54	20.11	48.65	-5.35	54.00	Average

Note:

1. " *", means this data is the worst emission level.
2. C.F (Correction Factor) = Antenna Factor (dB)+ Cable Loss (dB)- Preamplifier(dB)+16db attenuation.
3. Measurement(dBuV/m) = Reading(dBuV) + C.F (Correction Factor).
4.The emission levels of other frequencies are very lower than the limit and not show in test report.

EUT	AX5400 Wi-Fi 6 Router	Date of Test	2020-10-12
Factor	BBHA 9120D (1GHz~18GHz)_2020	Temp. / Humidity	25.6°C/42%
Polarity	Horizontal	Site / Test Engineer	AC1 / Jay Chu
Test Mode	Transmit by 802.11ac-VHT20 at channel 5320MHz (CDD Mode)	Test Voltage	120V/60Hz

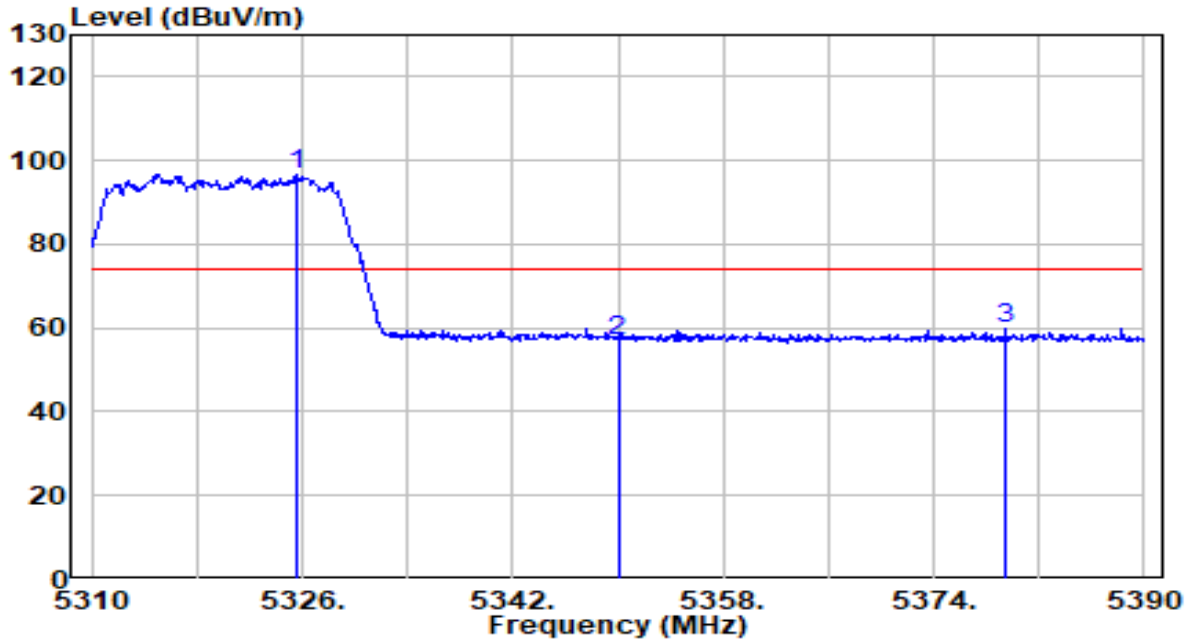

No		Frequency (MHz)	Reading (dBuV)	C.F (dB)	Measurement (dBuV/m)	Margin (dB)	Limit (dBuV/m)	Remark (QP/PK/AV)
1	*	5325.680	76.60	20.09	96.69	N/A	N/A	Peak
2		5350.000	37.01	20.11	57.12	-16.88	74.00	Peak
3		5379.520	39.59	20.14	59.73	-14.27	74.00	Peak

Note:

1. " *", means this data is the worst emission level.
2. C.F (Correction Factor) = Antenna Factor (dB)+ Cable Loss (dB)- Preamplifier(dB)+16db attenuation.
3. Measurement(dBuV/m) = Reading(dBuV) + C.F (Correction Factor).
4.The emission levels of other frequencies are very lower than the limit and not show in test report.

EUT	AX5400 Wi-Fi 6 Router	Date of Test	2020-10-12
Factor	BBHA 9120D (1GHz~18GHz)_2020	Temp. / Humidity	25.6°C/42%
Polarity	Horizontal	Site / Test Engineer	AC1 / Jay Chu
Test Mode	Transmit by 802.11ac-VHT20 at channel 5320MHz (CDD Mode)	Test Voltage	120V/60Hz

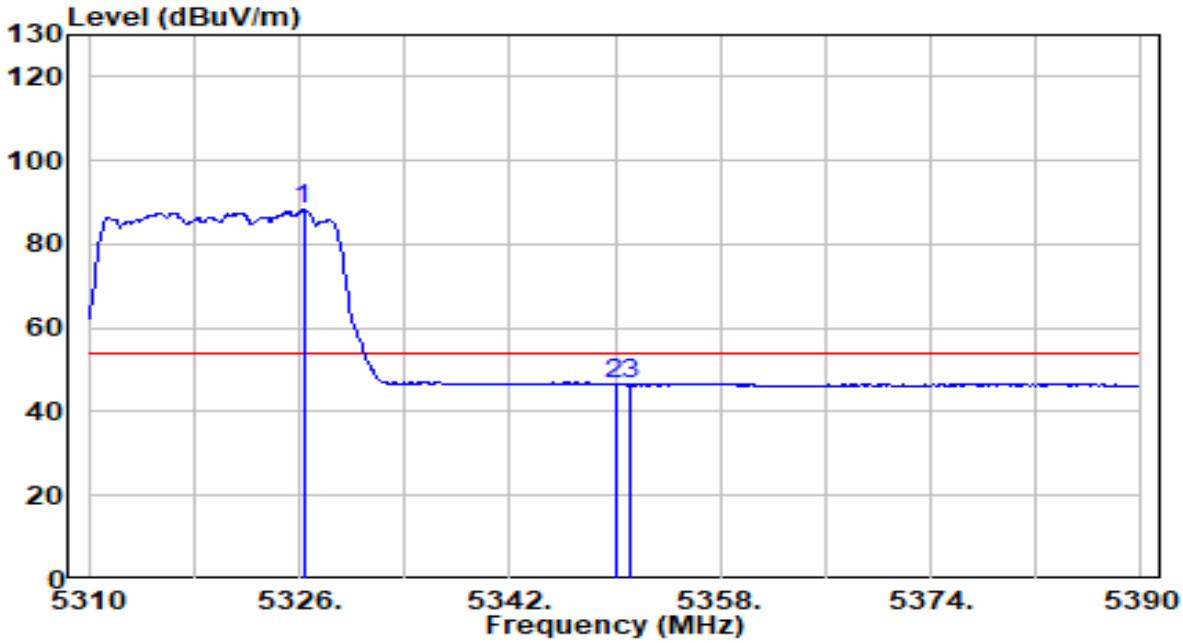

No		Frequency (MHz)	Reading (dBuV)	C.F (dB)	Measurement (dBuV/m)	Margin (dB)	Limit (dBuV/m)	Remark (QP/PK/AV)
1	*	5326.320	68.16	20.09	88.25	N/A	N/A	Average
2		5350.000	26.39	20.11	46.51	-7.49	54.00	Average
3		5351.200	26.61	20.12	46.72	-7.28	54.00	Average

Note:

1. " *", means this data is the worst emission level.
2. C.F (Correction Factor) = Antenna Factor (dB)+ Cable Loss (dB)- Preamplifier(dB)+16db attenuation.
3. Measurement(dBuV/m) = Reading(dBuV) + C.F (Correction Factor).
4.The emission levels of other frequencies are very lower than the limit and not show in test report.

EUT	AX5400 Wi-Fi 6 Router	Date of Test	2020-10-12
Factor	BBHA 9120D (1GHz~18GHz)_2020	Temp. / Humidity	25.6°C/42%
Polarity	Vertical	Site / Test Engineer	AC1 / Jay Chu
Test Mode	Transmit by 802.11ac-VHT20 at channel 5320MHz (CDD Mode)	Test Voltage	120V/60Hz

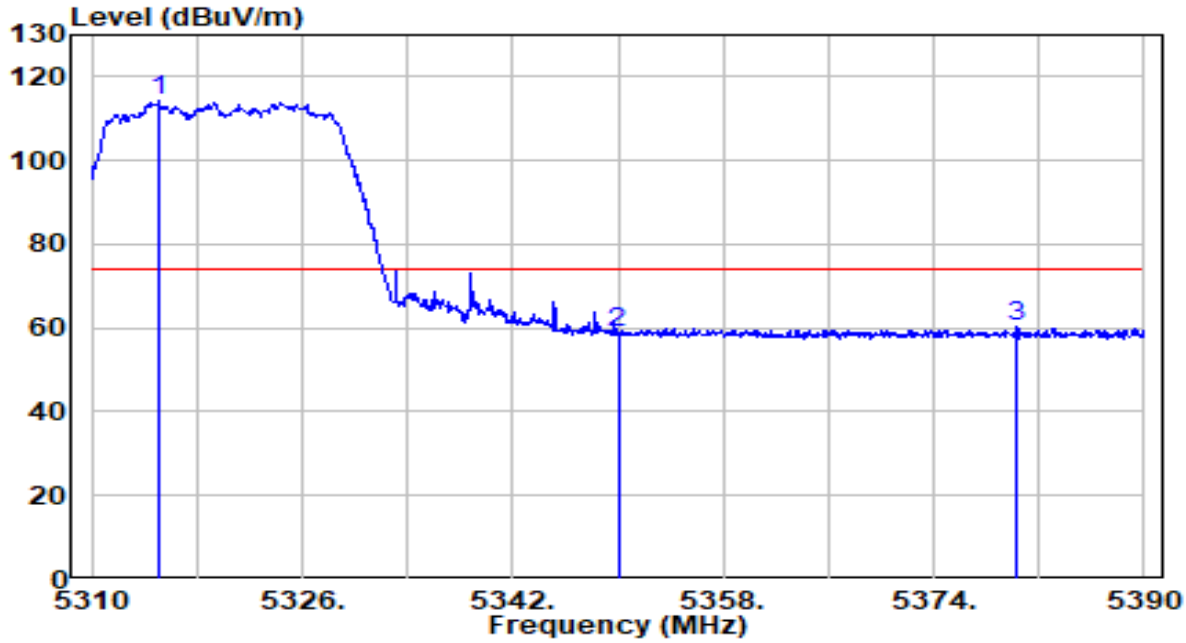

No		Frequency (MHz)	Reading (dBuV)	C.F (dB)	Measurement (dBuV/m)	Margin (dB)	Limit (dBuV/m)	Remark (QP/PK/AV)
1	*	5315.120	94.12	20.08	114.19	N/A	N/A	Peak
2		5350.000	38.86	20.11	58.98	-15.02	74.00	Peak
3		5380.320	40.08	20.15	60.23	-13.77	74.00	Peak

Note:

1. " *", means this data is the worst emission level.
2. C.F (Correction Factor) = Antenna Factor (dB)+ Cable Loss (dB)- Preamplifier(dB)+16db attenuation.
3. Measurement(dBuV/m) = Reading(dBuV) + C.F (Correction Factor).
4.The emission levels of other frequencies are very lower than the limit and not show in test report.

EUT	AX5400 Wi-Fi 6 Router	Date of Test	2020-10-12
Factor	BBHA 9120D (1GHz~18GHz)_2020	Temp. / Humidity	25.6°C/42%
Polarity	Vertical	Site / Test Engineer	AC1 / Jay Chu
Test Mode	Transmit by 802.11ac-VHT20 at channel 5320MHz (CDD Mode)	Test Voltage	120V/60Hz

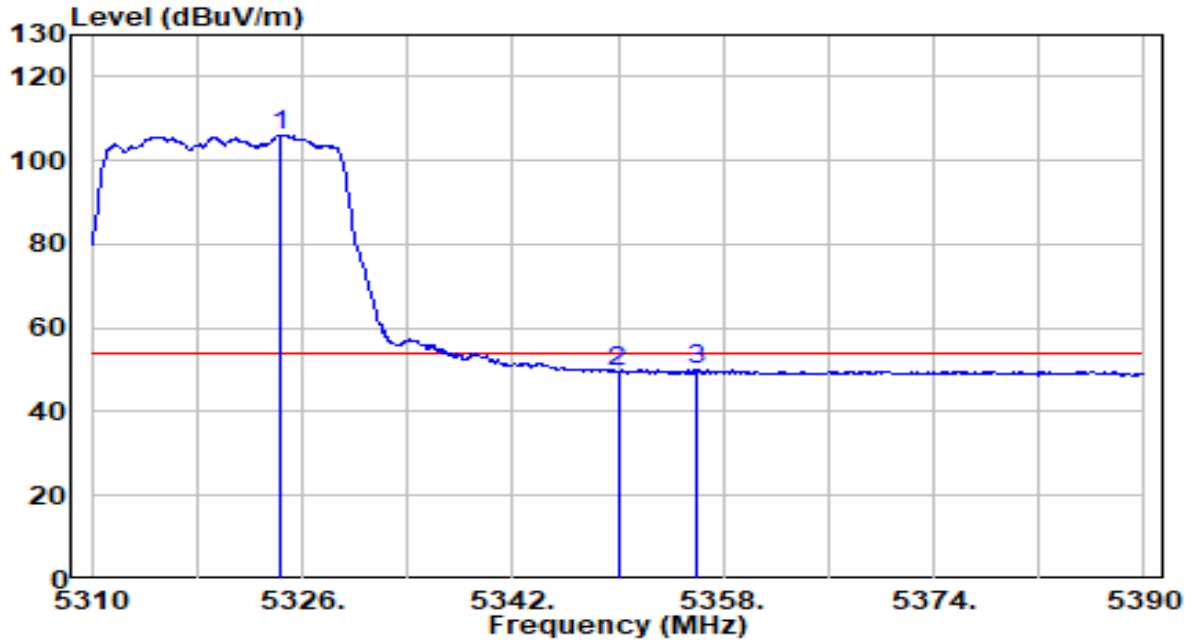

No		Frequency (MHz)	Reading (dBuV)	C.F (dB)	Measurement (dBuV/m)	Margin (dB)	Limit (dBuV/m)	Remark (QP/PK/AV)
1	*	5324.400	85.97	20.09	106.05	N/A	N/A	Average
2		5350.000	29.58	20.11	49.70	-4.30	54.00	Average
3		5355.920	29.90	20.12	50.02	-3.98	54.00	Average

Note:

1. " *", means this data is the worst emission level.
2. C.F (Correction Factor) = Antenna Factor (dB)+ Cable Loss (dB)- Preamplifier(dB)+16db attenuation.
3. Measurement(dBuV/m) = Reading(dBuV) + C.F (Correction Factor).
4.The emission levels of other frequencies are very lower than the limit and not show in test report.

EUT	AX5400 Wi-Fi 6 Router	Date of Test	2020-09-27
Factor	BBHA 9120D (1GHz~18GHz)_2020	Temp. / Humidity	26℃/49%
Polarity	Horizontal	Site / Test Engineer	AC1 / Jay Chu
Test Mode	Transmit by 802.11ac-VHT20 at channel 5500MHz (CDD Mode)	Test Voltage	120V/60Hz

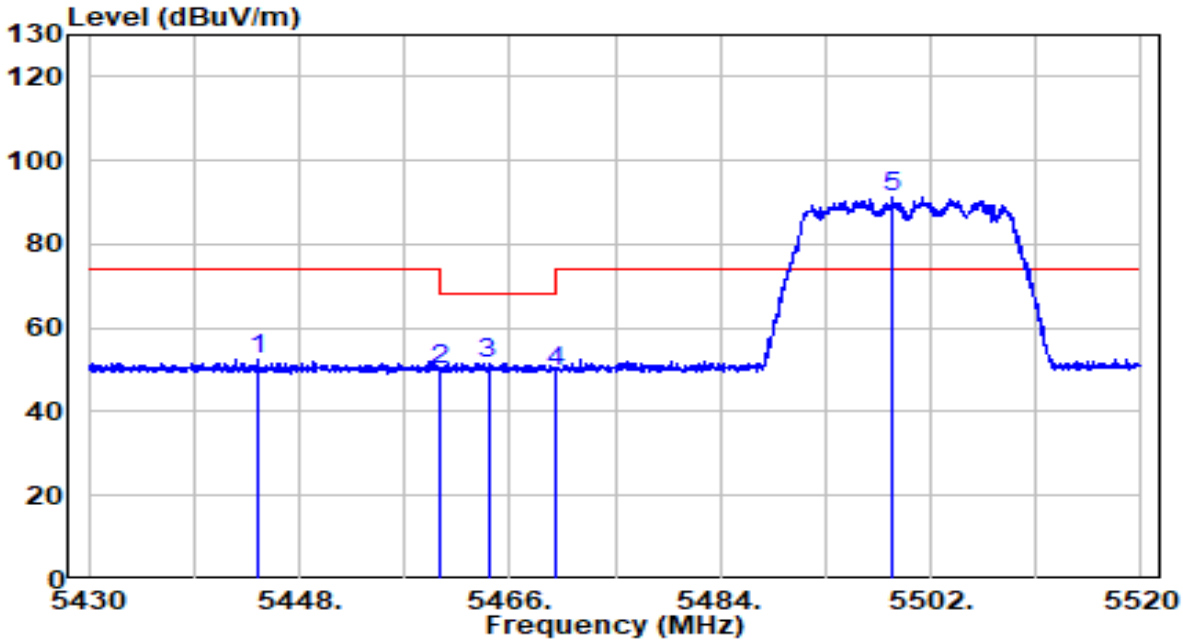

No		Frequency (MHz)	Reading (dBuV)	C.F (dB)	Measurement (dBuV/m)	Margin (dB)	Limit (dBuV/m)	Remark (QP/PK/AV)
1		5444.490	32.27	20.21	52.49	-21.51	74.00	Peak
2		5460.000	29.70	20.23	49.93	-18.27	68.20	Peak
3		5464.155	31.45	20.23	51.68	-16.52	68.20	Peak
4		5470.000	29.50	20.24	49.74	-18.46	68.20	Peak
5	*	5498.760	71.13	20.27	91.39	N/A	N/A	Peak

Note:

1. " *", means this data is the worst emission level.
2. C.F (Correction Factor) = Antenna Factor (dB)+ Cable Loss (dB)- Preamplifier(dB)+16db attenuation.
3. Measurement(dBuV/m) = Reading(dBuV) + C.F (Correction Factor).
4.The emission levels of other frequencies are very lower than the limit and not show in test report.

EUT	AX5400 Wi-Fi 6 Router	Date of Test	2020-09-27
Factor	BBHA 9120D (1GHz~18GHz)_2020	Temp. / Humidity	26℃/49%
Polarity	Horizontal	Site / Test Engineer	AC1 / Jay Chu
Test Mode	Transmit by 802.11ac-VHT20 at channel 5500MHz (CDD Mode)	Test Voltage	120V/60Hz

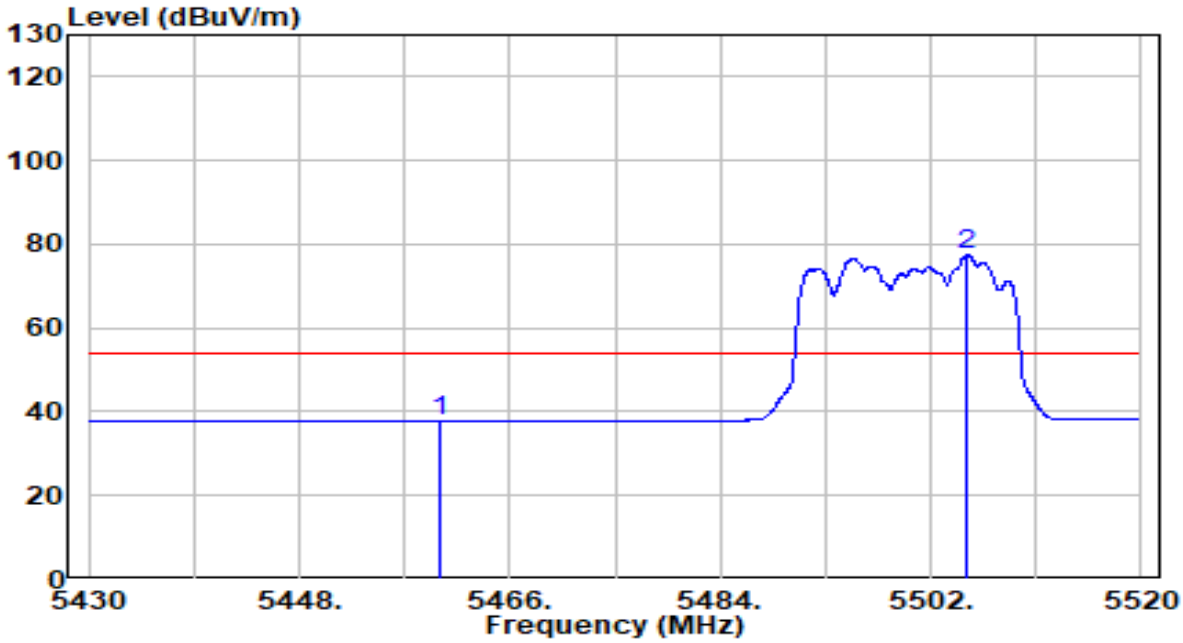

No		Frequency (MHz)	Reading (dBuV)	C.F (dB)	Measurement (dBuV/m)	Margin (dB)	Limit (dBuV/m)	Remark (QP/PK/AV)
1		5460.000	17.46	20.23	37.69	-16.31	54.00	Average
2	*	5505.150	57.08	20.29	77.37	N/A	N/A	Average

Note:

1. " *", means this data is the worst emission level.
2. C.F (Correction Factor) = Antenna Factor (dB)+ Cable Loss (dB)- Preamplifier(dB)+16db attenuation.
3. Measurement(dBuV/m) = Reading(dBuV) + C.F (Correction Factor).
4.The emission levels of other frequencies are very lower than the limit and not show in test report.

EUT	AX5400 Wi-Fi 6 Router	Date of Test	2020-09-27
Factor	BBHA 9120D (1GHz~18GHz)_2020	Temp. / Humidity	26℃/49%
Polarity	Vertical	Site / Test Engineer	AC1 / Jay Chu
Test Mode	Transmit by 802.11ac-VHT20 at channel 5500MHz (CDD Mode)	Test Voltage	120V/60Hz

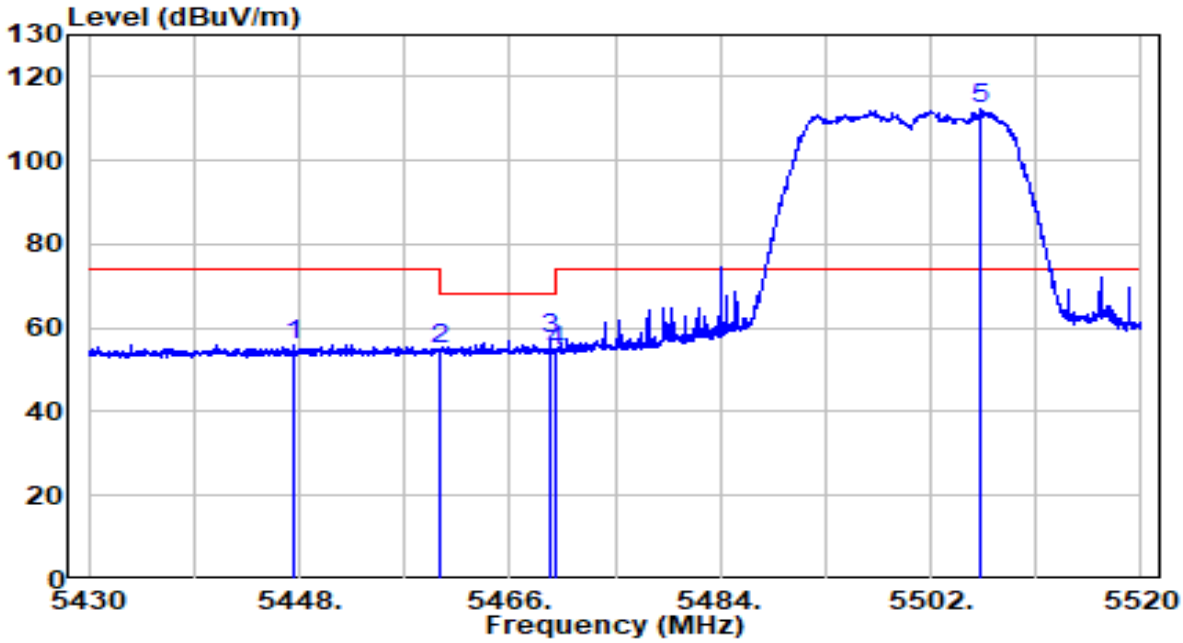

No		Frequency (MHz)	Reading (dBuV)	C.F (dB)	Measurement (dBuV/m)	Margin (dB)	Limit (dBuV/m)	Remark (QP/PK/AV)
1		5447.595	35.91	20.22	56.13	-17.87	74.00	Peak
2		5460.000	34.79	20.23	55.02	-13.18	68.20	Peak
3		5469.420	37.27	20.24	57.51	-10.69	68.20	Peak
4		5470.000	34.31	20.24	54.55	-13.65	68.20	Peak
5	*	5506.320	91.93	20.29	112.22	N/A	N/A	Peak

Note:

1. " *", means this data is the worst emission level.
2. C.F (Correction Factor) = Antenna Factor (dB)+ Cable Loss (dB)- Preamplifier(dB)+16db attenuation.
3. Measurement(dBuV/m) = Reading(dBuV) + C.F (Correction Factor).
4.The emission levels of other frequencies are very lower than the limit and not show in test report.

EUT	AX5400 Wi-Fi 6 Router	Date of Test	2020-09-27
Factor	BBHA 9120D (1GHz~18GHz)_2020	Temp. / Humidity	26℃/49%
Polarity	Vertical	Site / Test Engineer	AC1 / Jay Chu
Test Mode	Transmit by 802.11ac-VHT20 at channel 5500MHz (CDD Mode)	Test Voltage	120V/60Hz

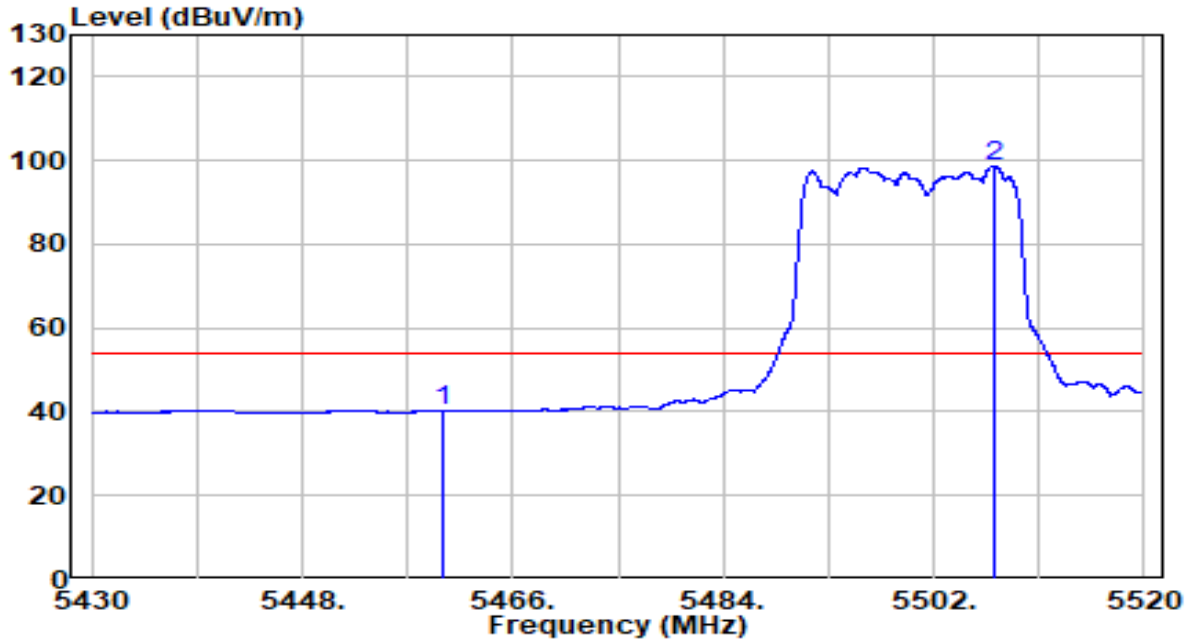

No		Frequency (MHz)	Reading (dBuV)	C.F (dB)	Measurement (dBuV/m)	Margin (dB)	Limit (dBuV/m)	Remark (QP/PK/AV)
1		5460.000	19.87	20.23	40.10	-13.90	54.00	Average
2	*	5507.220	78.54	20.29	98.83	N/A	N/A	Average

Note:

1. " *", means this data is the worst emission level.
2. C.F (Correction Factor) = Antenna Factor (dB)+ Cable Loss (dB)- Preamplifier(dB)+16db attenuation.
3. Measurement(dBuV/m) = Reading(dBuV) + C.F (Correction Factor).
4.The emission levels of other frequencies are very lower than the limit and not show in test report.

EUT	AX5400 Wi-Fi 6 Router	Date of Test	2020-09-27
Factor	BBHA 9120D (1GHz~18GHz)_2020	Temp. / Humidity	26℃/49%
Polarity	Horizontal	Site / Test Engineer	AC1 / Jay Chu
Test Mode	Transmit by 802.11ac-VHT20 at channel 5700MHz (CDD Mode)	Test Voltage	120V/60Hz

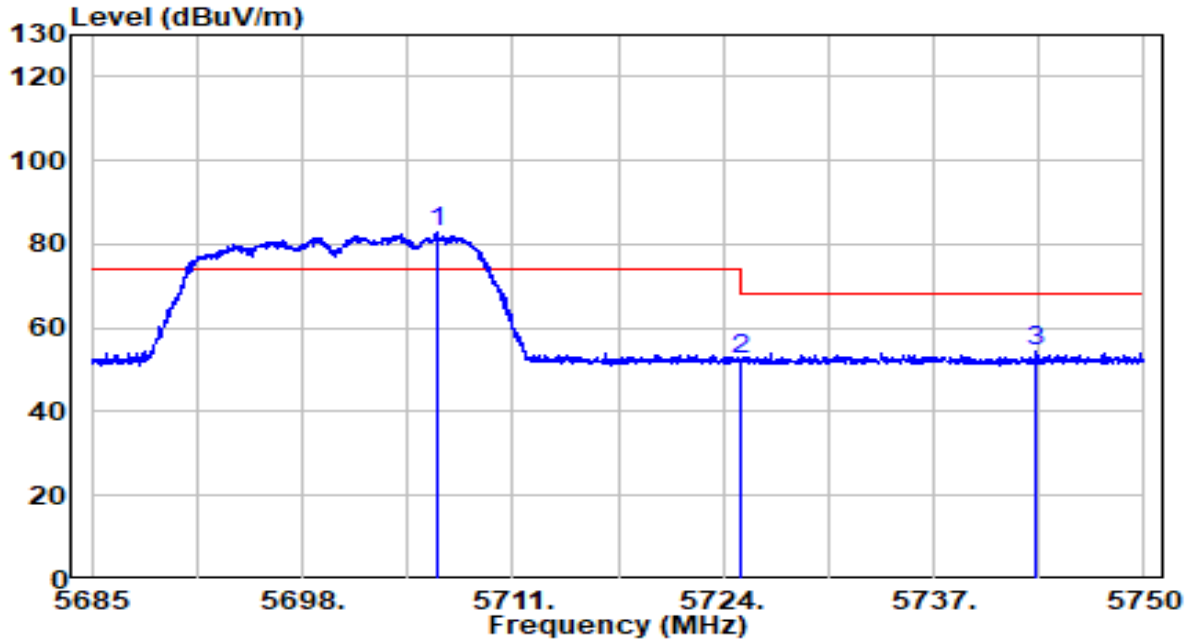

No		Frequency (MHz)	Reading (dBuV)	C.F (dB)	Measurement (dBuV/m)	Margin (dB)	Limit (dBuV/m)	Remark (QP/PK/AV)
1	*	5706.288	61.93	20.94	82.87	N/A	N/A	Peak
2		5725.000	31.54	21.00	52.54	-15.66	68.20	Peak
3		5743.337	33.42	21.06	54.48	-13.72	68.20	Peak

Note:

1. " *", means this data is the worst emission level.
2. C.F (Correction Factor) = Antenna Factor (dB)+ Cable Loss (dB)- Preamplifier(dB)+16db attenuation.
3. Measurement(dBuV/m) = Reading(dBuV) + C.F (Correction Factor).
4.The emission levels of other frequencies are very lower than the limit and not show in test report.

EUT	AX5400 Wi-Fi 6 Router	Date of Test	2020-09-27
Factor	BBHA 9120D (1GHz~18GHz)_2020	Temp. / Humidity	26℃/49%
Polarity	Vertical	Site / Test Engineer	AC1 / Jay Chu
Test Mode	Transmit by 802.11ac-VHT20 at channel 5700MHz (CDD Mode)	Test Voltage	120V/60Hz

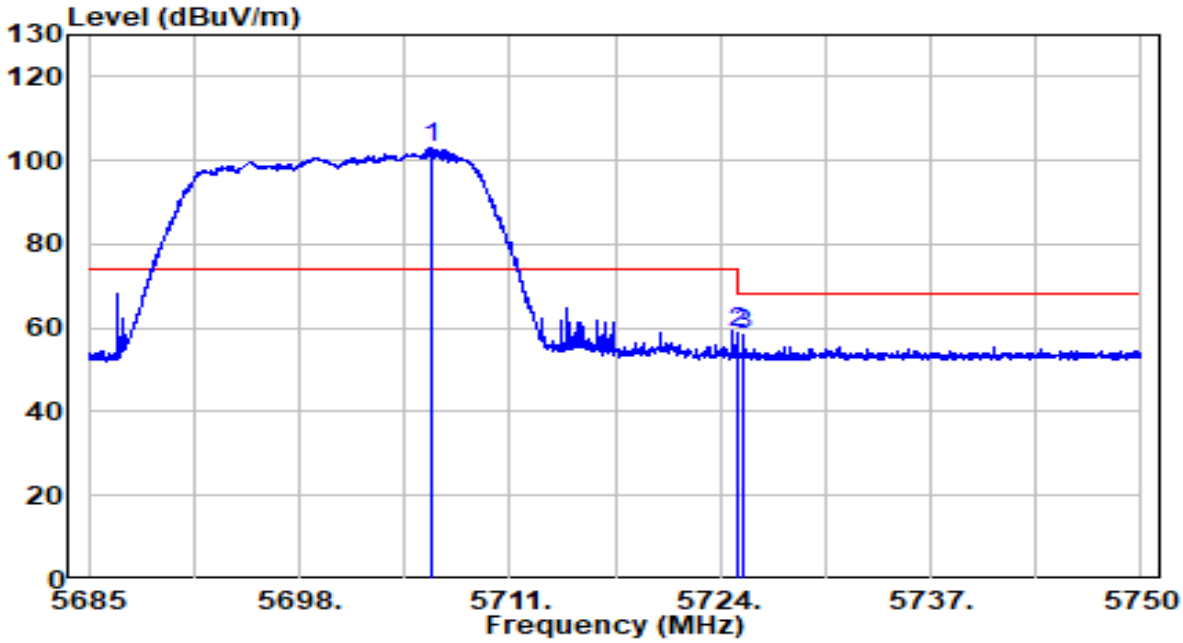

No		Frequency (MHz)	Reading (dBuV)	C.F (dB)	Measurement (dBuV/m)	Margin (dB)	Limit (dBuV/m)	Remark (QP/PK/AV)
1	*	5706.190	82.22	20.94	103.16	N/A	N/A	Average
2		5725.000	37.76	21.00	58.75	-9.45	68.20	Average
3		5725.462	37.23	21.00	58.23	-9.97	68.20	Average

Note:

1. " *", means this data is the worst emission level.
2. C.F (Correction Factor) = Antenna Factor (dB)+ Cable Loss (dB)- Preamplifier(dB)+16db attenuation.
3. Measurement(dBuV/m) = Reading(dBuV) + C.F (Correction Factor).
4.The emission levels of other frequencies are very lower than the limit and not show in test report.

EUT	AX5400 Wi-Fi 6 Router	Date of Test	2020-09-27
Factor	BBHA 9120D (1GHz~18GHz)_2020	Temp. / Humidity	26℃/49%
Polarity	Horizontal	Site / Test Engineer	AC1 / Jay Chu
Test Mode	Transmit by 802.11ac-VHT20 at channel 5745MHz (CDD Mode)	Test Voltage	120V/60Hz

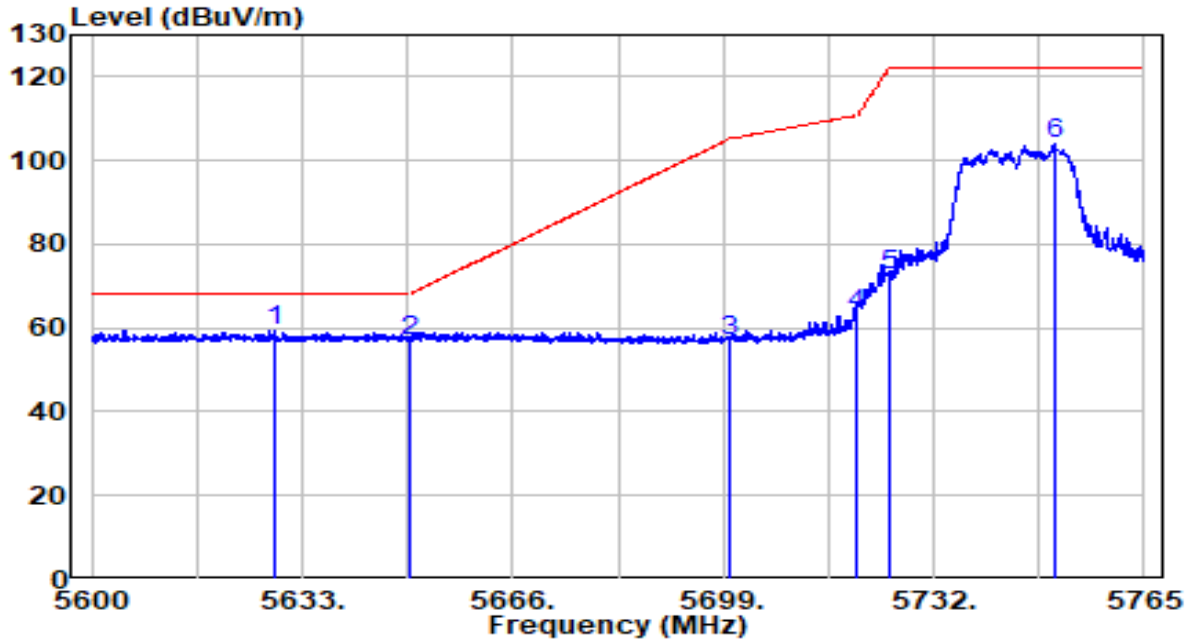

No		Frequency (MHz)	Reading (dBuV)	C.F (dB)	Measurement (dBuV/m)	Margin (dB)	Limit (dBuV/m)	Remark (QP/PK/AV)
1	*	5628.545	38.91	20.69	59.60	-8.60	68.20	Peak
2		5650.000	36.24	20.76	57.00	-11.20	68.20	Peak
3		5700.000	35.87	20.92	56.79	-48.41	105.20	Peak
4		5720.000	42.51	20.98	63.49	-47.31	110.80	Peak
5		5725.000	51.73	21.00	72.73	-49.47	122.20	Peak
6		5750.893	82.77	21.08	103.85	N/A	N/A	Peak

Note:

1. " *", means this data is the worst emission level.
2. C.F (Correction Factor) = Antenna Factor (dB)+ Cable Loss (dB)- Preamplifier(dB)+16db attenuation.
3. Measurement(dBuV/m) = Reading(dBuV) + C.F (Correction Factor).
4.The emission levels of other frequencies are very lower than the limit and not show in test report.

EUT	AX5400 Wi-Fi 6 Router	Date of Test	2020-09-27
Factor	BBHA 9120D (1GHz~18GHz)_2020	Temp. / Humidity	26℃/49%
Polarity	Vertical	Site / Test Engineer	AC1 / Jay Chu
Test Mode	Transmit by 802.11ac-VHT20 at channel 5745MHz (CDD Mode)	Test Voltage	120V/60Hz

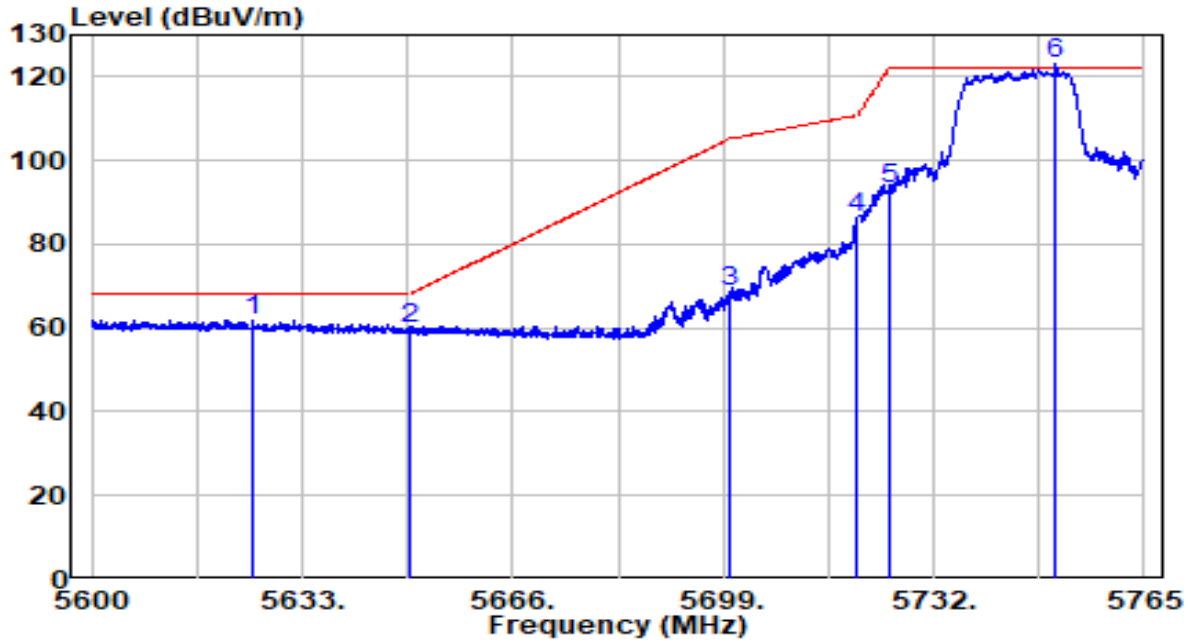

No		Frequency (MHz)	Reading (dBuV)	C.F (dB)	Measurement (dBuV/m)	Margin (dB)	Limit (dBuV/m)	Remark (QP/PK/AV)
1		5625.328	41.13	20.68	61.81	-6.39	68.20	Peak
2		5650.000	38.91	20.76	59.66	-8.54	68.20	Peak
3		5700.000	47.79	20.92	68.71	-36.49	105.20	Peak
4		5720.000	65.36	20.98	86.34	-24.46	110.80	Peak
5		5725.000	72.04	21.00	93.04	-29.16	122.20	Peak
6	*	5751.058	101.86	21.08	122.94	N/A	N/A	Peak

Note:

1. " *", means this data is the worst emission level.
2. C.F (Correction Factor) = Antenna Factor (dB)+ Cable Loss (dB)- Preamplifier(dB)+16db attenuation.
3. Measurement(dBuV/m) = Reading(dBuV) + C.F (Correction Factor).
4.The emission levels of other frequencies are very lower than the limit and not show in test report.

EUT	AX5400 Wi-Fi 6 Router	Date of Test	2020-09-27
Factor	BBHA 9120D (1GHz~18GHz)_2020	Temp. / Humidity	26℃/49%
Polarity	Horizontal	Site / Test Engineer	AC1 / Jay Chu
Test Mode	Transmit by 802.11ac-VHT20 at channel 5825MHz (CDD Mode)	Test Voltage	120V/60Hz

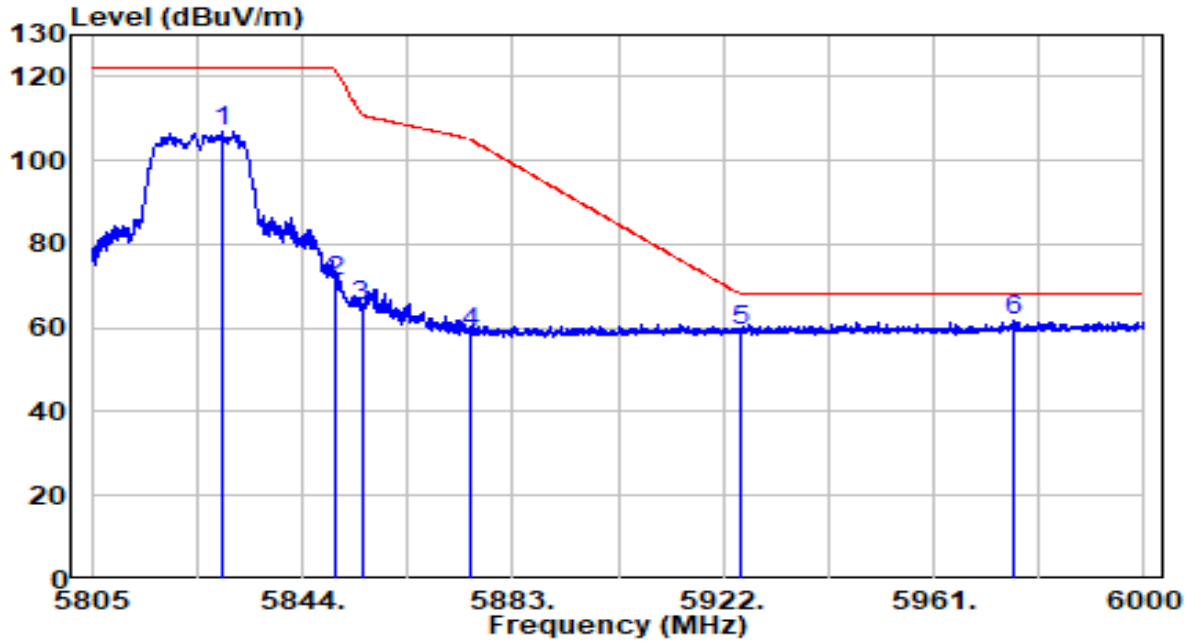

No		Frequency (MHz)	Reading (dBuV)	C.F (dB)	Measurement (dBuV/m)	Margin (dB)	Limit (dBuV/m)	Remark (QP/PK/AV)
1		5829.083	85.85	21.34	107.18	N/A	N/A	Peak
2		5850.000	49.93	21.40	71.33	-50.87	122.20	Peak
3		5855.000	43.96	21.42	65.38	-45.42	110.80	Peak
4		5875.000	37.45	21.49	58.93	-46.27	105.20	Peak
5		5925.000	37.61	21.65	59.26	-8.94	68.20	Peak
6	*	5976.015	39.96	21.81	61.77	-6.43	68.20	Peak

Note:

1. " *", means this data is the worst emission level.
2. C.F (Correction Factor) = Antenna Factor (dB)+ Cable Loss (dB)- Preamplifier(dB)+16db attenuation.
3. Measurement(dBuV/m) = Reading(dBuV) + C.F (Correction Factor).
4.The emission levels of other frequencies are very lower than the limit and not show in test report.

EUT	AX5400 Wi-Fi 6 Router	Date of Test	2020-09-27
Factor	BBHA 9120D (1GHz~18GHz)_2020	Temp. / Humidity	26℃/49%
Polarity	Vertical	Site / Test Engineer	AC1 / Jay Chu
Test Mode	Transmit by 802.11ac-VHT20 at channel 5825MHz (CDD Mode)	Test Voltage	120V/60Hz

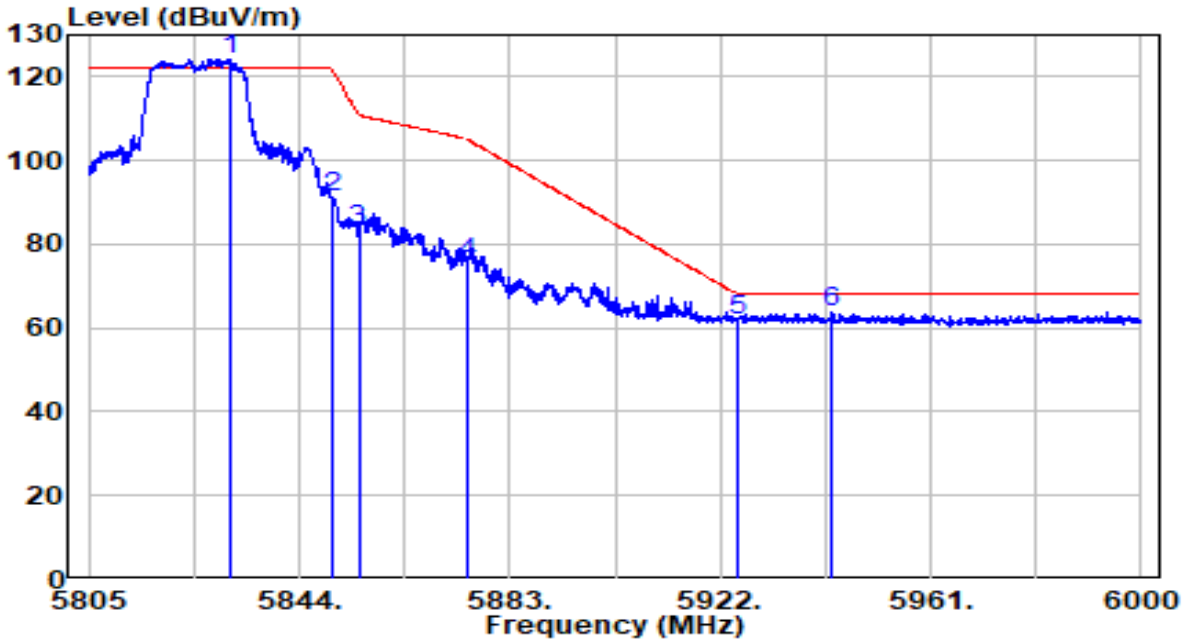

No		Frequency (MHz)	Reading (dBuV)	C.F (dB)	Measurement (dBuV/m)	Margin (dB)	Limit (dBuV/m)	Remark (QP/PK/AV)
1	*	5831.130	102.81	21.34	124.15	N/A	N/A	Peak
2		5850.000	69.99	21.40	91.40	-30.80	122.20	Peak
3		5855.000	62.01	21.42	83.43	-27.37	110.80	Peak
4		5875.000	53.87	21.49	75.35	-29.85	105.20	Peak
5		5925.000	40.24	21.65	61.89	-6.31	68.20	Peak
6		5942.475	42.01	21.70	63.71	-4.49	68.20	Peak

Note:

1. " *", means this data is the worst emission level.
2. C.F (Correction Factor) = Antenna Factor (dB)+ Cable Loss (dB)- Preamplifier(dB)+16db attenuation.
3. Measurement(dBuV/m) = Reading(dBuV) + C.F (Correction Factor).
4.The emission levels of other frequencies are very lower than the limit and not show in test report.

EUT	AX5400 Wi-Fi 6 Router	Date of Test	2020-09-27
Factor	BBHA 9120D (1GHz~18GHz)_2020	Temp. / Humidity	25°C/37%
Polarity	Horizontal	Site / Test Engineer	AC1 / 120V/60Hz
Test Mode	Transmit by 802.11ac-VHT40 at Channel 5190MHz (CDD Mode)	Test Voltage	120V/60Hz

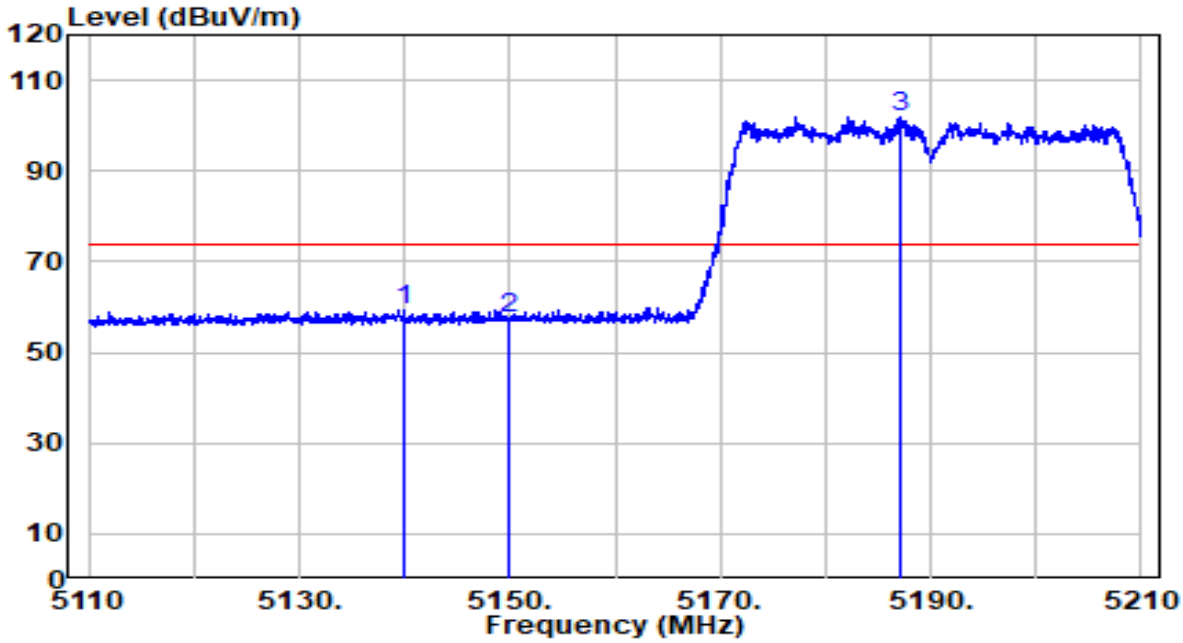

No		Frequency (MHz)	Reading (dBuV)	C.F (dB)	Measurement (dBuV/m)	Margin (dB)	Limit (dBuV/m)	Remark (QP/PK/AV)
1		5140.000	39.63	19.90	59.52	-14.48	74.00	Peak
2		5150.000	37.53	19.91	57.44	-16.56	74.00	Peak
3	*	5187.000	81.90	19.94	101.84	N/A	N/A	Peak

Note:

1. " *", means this data is the worst emission level.
2. C.F (Correction Factor) = Antenna Factor (dB)+ Cable Loss (dB)- Preamplifier(dB)+16db attenuation.
3. Measurement(dBuV/m) = Reading(dBuV) + C.F (Correction Factor).
4.The emission levels of other frequencies are very lower than the limit and not show in test report.

EUT	AX5400 Wi-Fi 6 Router	Date of Test	2020-09-27
Factor	BBHA 9120D (1GHz~18GHz)_2020	Temp. / Humidity	25°C/37%
Polarity	Horizontal	Site / Test Engineer	AC1 / 120V/60Hz
Test Mode	Transmit by 802.11ac-VHT40 at Channel 5190MHz (CDD Mode)	Test Voltage	120V/60Hz

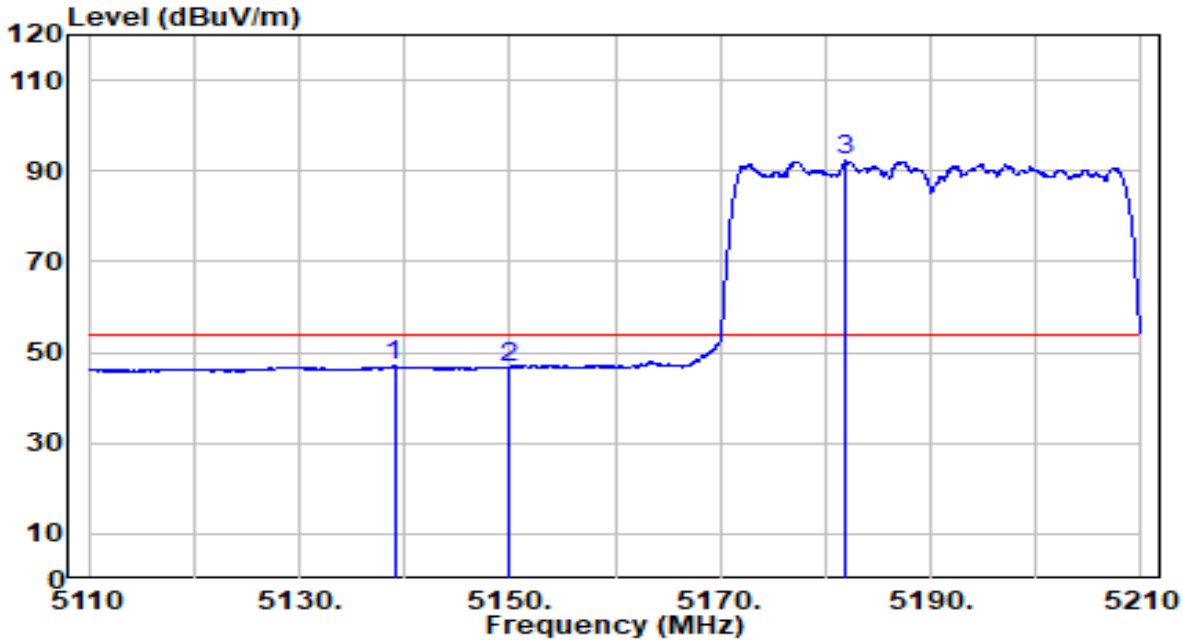

No		Frequency (MHz)	Reading (dBuV)	C.F (dB)	Measurement (dBuV/m)	Margin (dB)	Limit (dBuV/m)	Remark (QP/PK/AV)
1		5139.050	27.05	19.89	46.95	-7.05	54.00	Average
2		5150.000	26.83	19.91	46.74	-7.26	54.00	Average
3	*	5182.000	72.47	19.94	92.41	N/A	N/A	Average

Note:

1. " *", means this data is the worst emission level.
2. C.F (Correction Factor) = Antenna Factor (dB)+ Cable Loss (dB)- Preamplifier(dB)+16db attenuation.
3. Measurement(dBuV/m) = Reading(dBuV) + C.F (Correction Factor).
4.The emission levels of other frequencies are very lower than the limit and not show in test report.

EUT	AX5400 Wi-Fi 6 Router	Date of Test	2020-09-27
Factor	BBHA 9120D (1GHz~18GHz)_2020	Temp. / Humidity	25°C/37%
Polarity	Vertical	Site / Test Engineer	AC1 / 120V/60Hz
Test Mode	Transmit by 802.11ac-VHT40 at Channel 5190MHz (CDD Mode)	Test Voltage	120V/60Hz

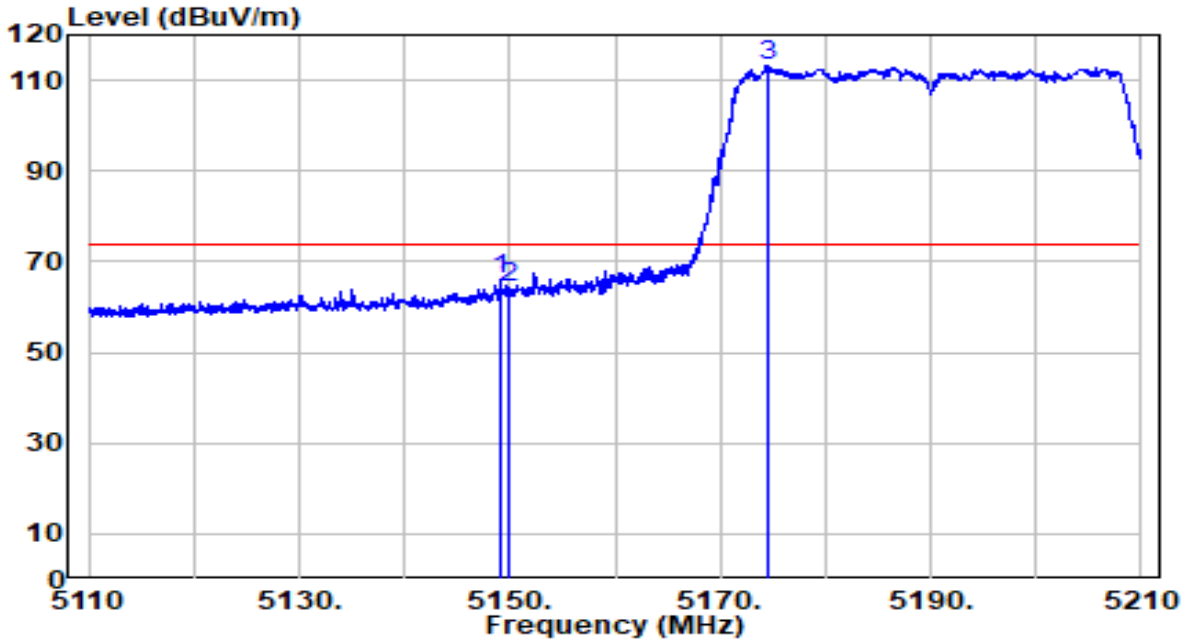

No		Frequency (MHz)	Reading (dBuV)	C.F (dB)	Measurement (dBuV/m)	Margin (dB)	Limit (dBuV/m)	Remark (QP/PK/AV)
1		5149.150	46.32	19.91	66.23	-7.77	74.00	Peak
2		5150.000	44.26	19.91	64.17	-9.83	74.00	Peak
3	*	5174.600	93.28	19.93	113.21	N/A	N/A	Peak

Note:

1. " *", means this data is the worst emission level.
2. C.F (Correction Factor) = Antenna Factor (dB)+ Cable Loss (dB)- Preamplifier(dB)+16db attenuation.
3. Measurement(dBuV/m) = Reading(dBuV) + C.F (Correction Factor).
4.The emission levels of other frequencies are very lower than the limit and not show in test report.

EUT	AX5400 Wi-Fi 6 Router	Date of Test	2020-09-27
Factor	BBHA 9120D (1GHz~18GHz)_2020	Temp. / Humidity	25°C/37%
Polarity	Vertical	Site / Test Engineer	AC1 / 120V/60Hz
Test Mode	Transmit by 802.11ac-VHT40 at Channel 5190MHz (CDD Mode)	Test Voltage	120V/60Hz

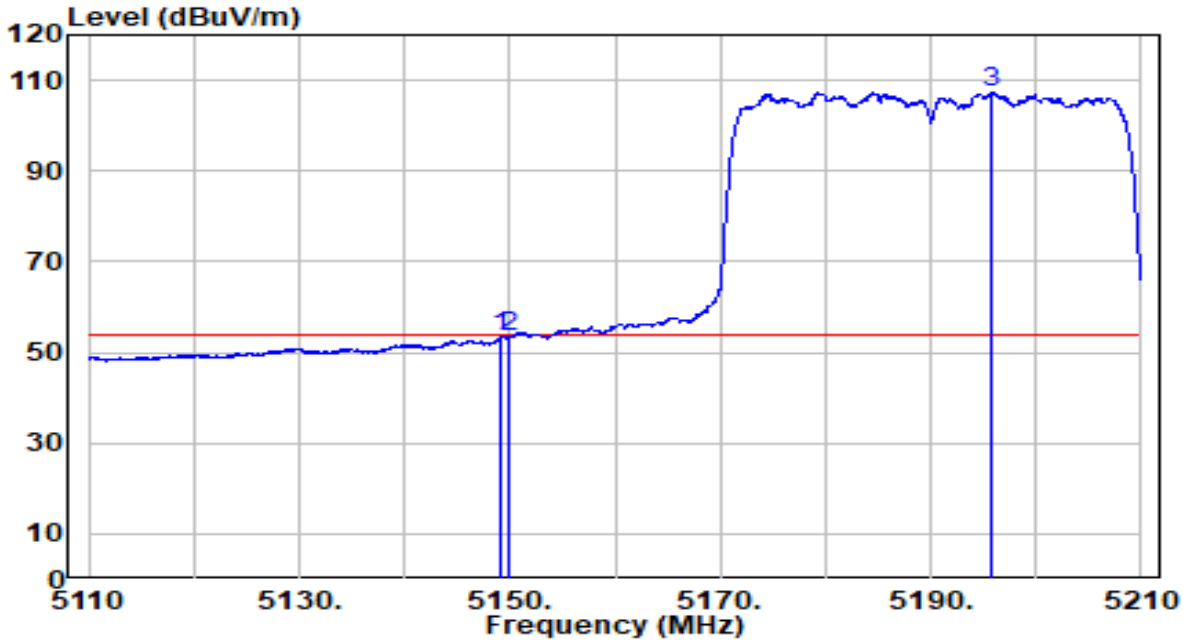

No		Frequency (MHz)	Reading (dBuV)	C.F (dB)	Measurement (dBuV/m)	Margin (dB)	Limit (dBuV/m)	Remark (QP/PK/AV)
1		5149.200	33.69	19.91	53.60	-0.40	54.00	Average
2		5150.000	33.39	19.91	53.30	-0.70	54.00	Average
3	*	5195.700	87.39	19.95	107.34	N/A	N/A	Average

Note:

1. " *", means this data is the worst emission level.
2. C.F (Correction Factor) = Antenna Factor (dB)+ Cable Loss (dB)- Preamplifier(dB)+16db attenuation.
3. Measurement(dBuV/m) = Reading(dBuV) + C.F (Correction Factor).
4.The emission levels of other frequencies are very lower than the limit and not show in test report.

EUT	AX5400 Wi-Fi 6 Router	Date of Test	2020-09-27
Factor	BBHA 9120D (1GHz~18GHz)_2020	Temp. / Humidity	25°C/37%
Polarity	Horizontal	Site / Test Engineer	AC1 / 120V/60Hz
Test Mode	Transmit by 802.11ac-VHT40 at Channel 5230MHz (CDD Mode)	Test Voltage	120V/60Hz

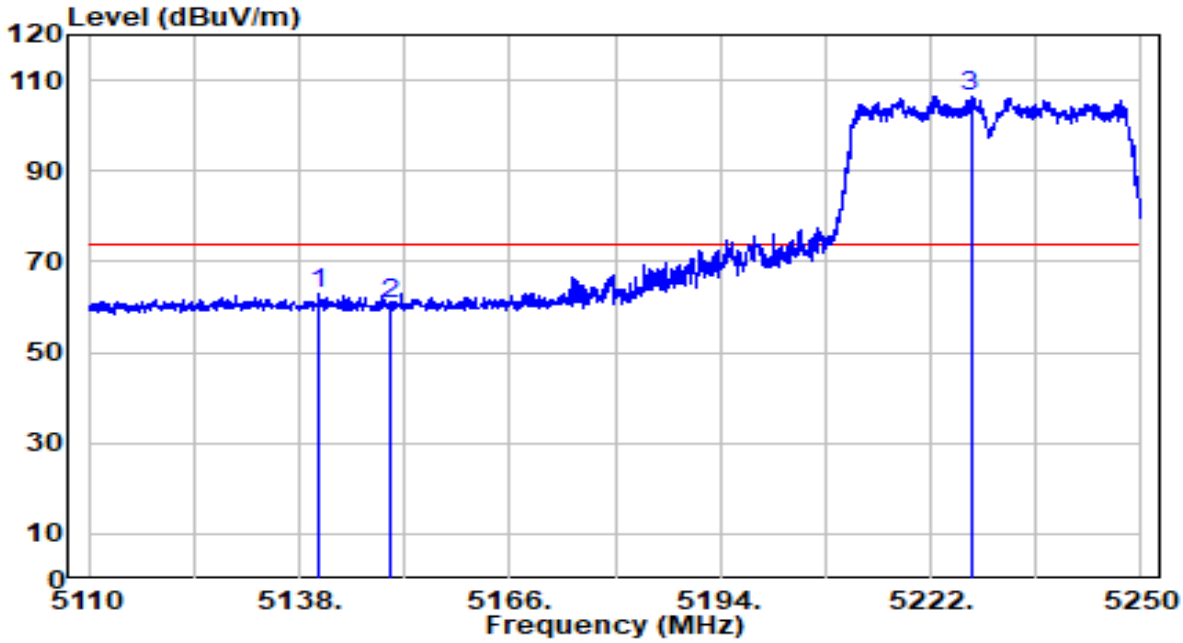

No		Frequency (MHz)	Reading (dBuV)	C.F (dB)	Measurement (dBuV/m)	Margin (dB)	Limit (dBuV/m)	Remark (QP/PK/AV)
1		5140.660	43.08	19.90	62.98	-11.02	74.00	Peak
2		5150.000	40.95	19.91	60.86	-13.14	74.00	Peak
3	*	5227.320	86.63	19.99	106.61	N/A	N/A	Peak

Note:

1. " *", means this data is the worst emission level.
2. C.F (Correction Factor) = Antenna Factor (dB)+ Cable Loss (dB)- Preamplifier(dB)+16db attenuation.
3. Measurement(dBuV/m) = Reading(dBuV) + C.F (Correction Factor).
4.The emission levels of other frequencies are very lower than the limit and not show in test report.

EUT	AX5400 Wi-Fi 6 Router	Date of Test	2020-09-27
Factor	BBHA 9120D (1GHz~18GHz)_2020	Temp. / Humidity	25°C/37%
Polarity	Horizontal	Site / Test Engineer	AC1 / 120V/60Hz
Test Mode	Transmit by 802.11ac-VHT40 at Channel 5230MHz (CDD Mode)	Test Voltage	120V/60Hz

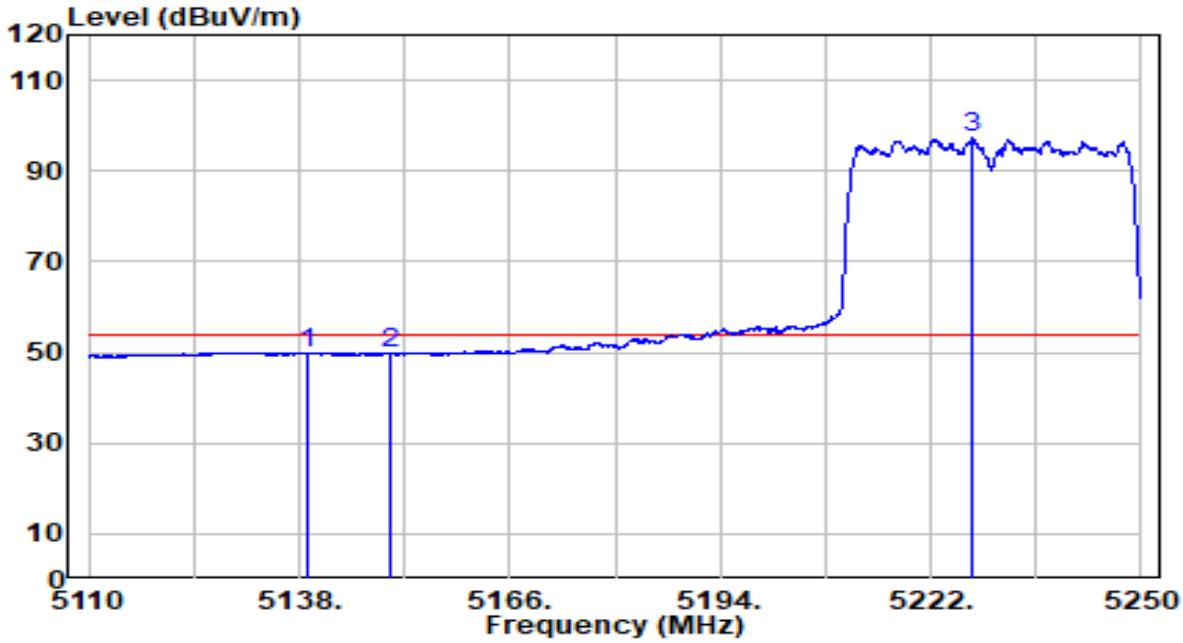

No		Frequency (MHz)	Reading (dBuV)	C.F (dB)	Measurement (dBuV/m)	Margin (dB)	Limit (dBuV/m)	Remark (QP/PK/AV)
1		5139.050	30.13	19.89	50.02	-3.98	54.00	Average
2		5150.000	30.01	19.91	49.92	-4.08	54.00	Average
3	*	5227.670	77.24	19.99	97.23	N/A	N/A	Average

Note:

1. " *", means this data is the worst emission level.
2. C.F (Correction Factor) = Antenna Factor (dB)+ Cable Loss (dB)- Preamplifier(dB)+16db attenuation.
3. Measurement(dBuV/m) = Reading(dBuV) + C.F (Correction Factor).
4.The emission levels of other frequencies are very lower than the limit and not show in test report.

EUT	AX5400 Wi-Fi 6 Router	Date of Test	2020-09-27
Factor	BBHA 9120D (1GHz~18GHz)_2020	Temp. / Humidity	25°C/37%
Polarity	Vertical	Site / Test Engineer	AC1 / 120V/60Hz
Test Mode	Transmit by 802.11ac-VHT40 at Channel 5230MHz (CDD Mode)	Test Voltage	120V/60Hz

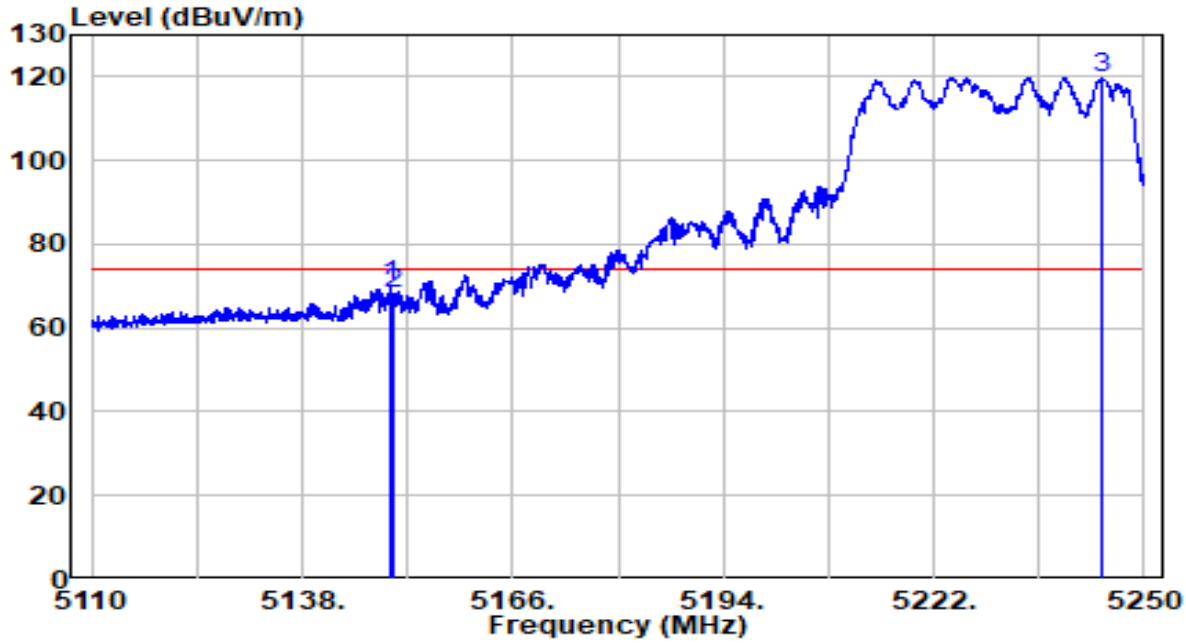

No		Frequency (MHz)	Reading (dBuV)	C.F (dB)	Measurement (dBuV/m)	Margin (dB)	Limit (dBuV/m)	Remark (QP/PK/AV)
1		5149.830	50.05	19.91	69.95	-4.05	74.00	Peak
2		5150.000	48.28	19.91	68.19	-5.81	74.00	Peak
3	*	5244.330	99.75	20.00	119.75	N/A	N/A	Peak

Note:

1. " *", means this data is the worst emission level.
2. C.F (Correction Factor) = Antenna Factor (dB)+ Cable Loss (dB)- Preamplifier(dB)+16db attenuation.
3. Measurement(dBuV/m) = Reading(dBuV) + C.F (Correction Factor).
4.The emission levels of other frequencies are very lower than the limit and not show in test report.

EUT	AX5400 Wi-Fi 6 Router	Date of Test	2020-09-27
Factor	BBHA 9120D (1GHz~18GHz)_2020	Temp. / Humidity	25°C/37%
Polarity	Vertical	Site / Test Engineer	AC1 / 120V/60Hz
Test Mode	Transmit by 802.11ac-VHT40 at Channel 5230MHz (CDD Mode)	Test Voltage	120V/60Hz

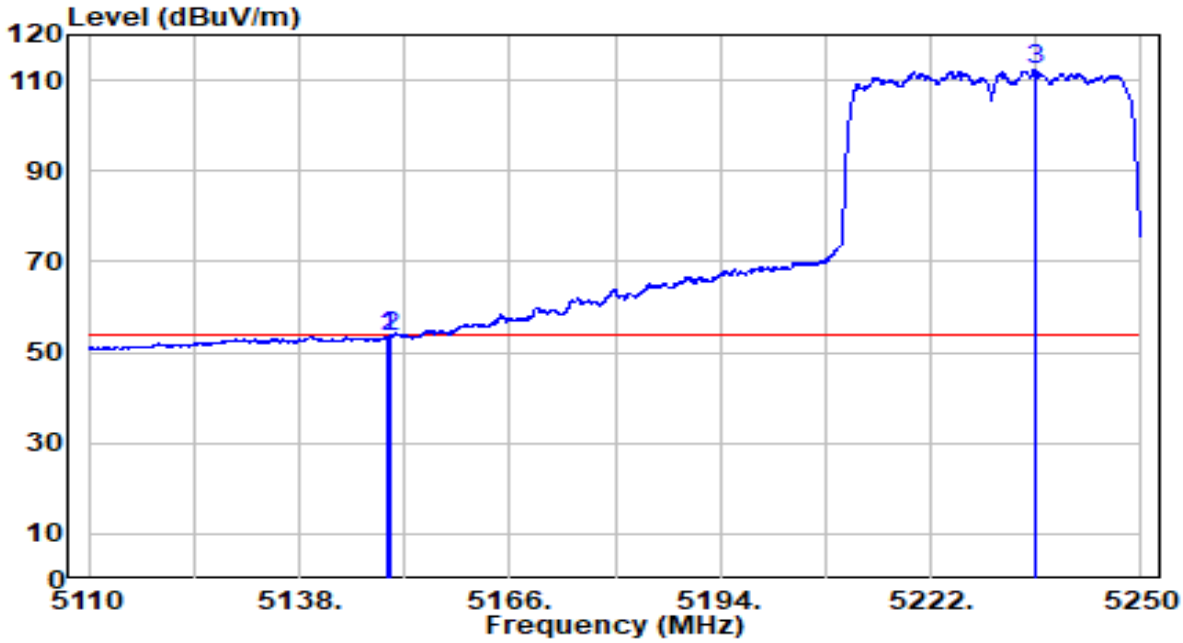

No		Frequency (MHz)	Reading (dBuV)	C.F (dB)	Measurement (dBuV/m)	Margin (dB)	Limit (dBuV/m)	Remark (QP/PK/AV)
1		5149.620	33.72	19.91	53.63	-0.37	54.00	Average
2		5150.000	33.63	19.91	53.53	-0.47	54.00	Average
3	*	5235.790	92.16	20.00	112.15	N/A	N/A	Average

Note:

1. " *", means this data is the worst emission level.
2. C.F (Correction Factor) = Antenna Factor (dB)+ Cable Loss (dB)- Preamplifier(dB)+16db attenuation.
3. Measurement(dBuV/m) = Reading(dBuV) + C.F (Correction Factor).
4.The emission levels of other frequencies are very lower than the limit and not show in test report.

EUT	AX5400 Wi-Fi 6 Router	Date of Test	2020-09-27
Factor	BBHA 9120D (1GHz~18GHz)_2020	Temp. / Humidity	25.6°C/42%
Polarity	Horizontal	Site / Test Engineer	AC1 / Jay Chu
Test Mode	Transmit by 802.11ac-VHT40 at channel 5310MHz (CDD Mode)	Test Voltage	120V/60Hz

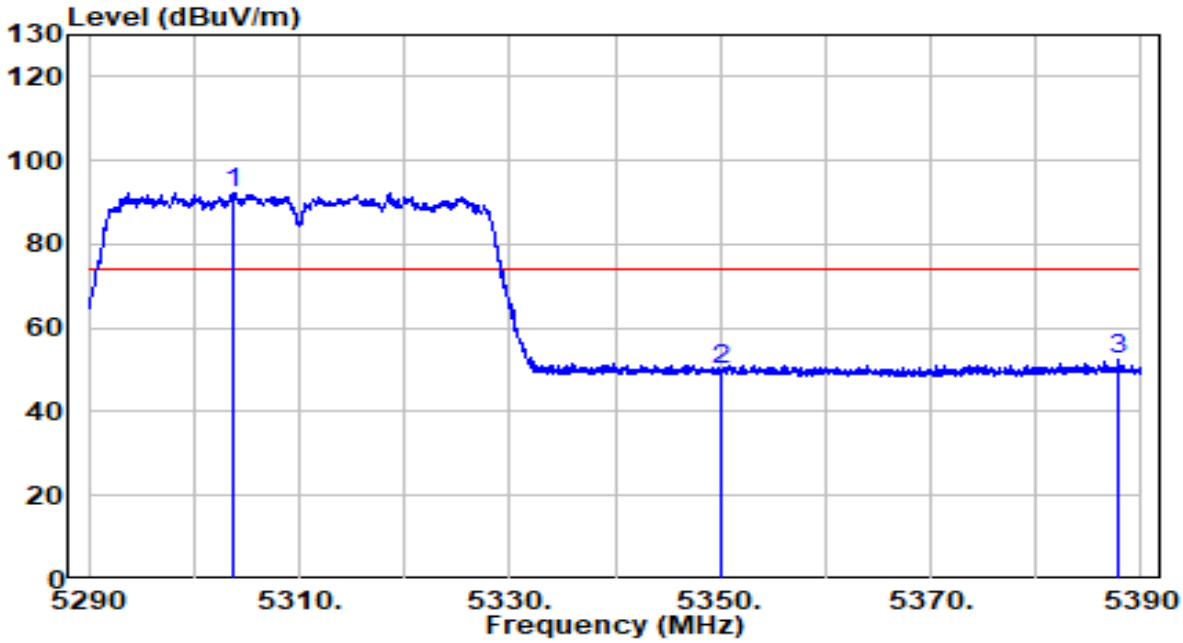

No		Frequency (MHz)	Reading (dBuV)	C.F (dB)	Measurement (dBuV/m)	Margin (dB)	Limit (dBuV/m)	Remark (QP/PK/AV)
1	*	5303.750	72.32	20.07	92.38	N/A	N/A	Peak
2		5350.000	29.94	20.11	50.05	-23.95	74.00	Peak
3		5387.900	32.21	20.15	52.36	-21.64	74.00	Peak

Note:

1. " *", means this data is the worst emission level.
2. C.F (Correction Factor) = Antenna Factor (dB)+ Cable Loss (dB)- Preamplifier(dB)+16db attenuation.
3. Measurement(dBuV/m) = Reading(dBuV) + C.F (Correction Factor).
4.The emission levels of other frequencies are very lower than the limit and not show in test report.

EUT	AX5400 Wi-Fi 6 Router	Date of Test	2020-09-27
Factor	BBHA 9120D (1GHz~18GHz)_2020	Temp. / Humidity	25.6°C/42%
Polarity	Horizontal	Site / Test Engineer	AC1 / Jay Chu
Test Mode	Transmit by 802.11ac-VHT40 at channel 5310MHz (CDD Mode)	Test Voltage	120V/60Hz

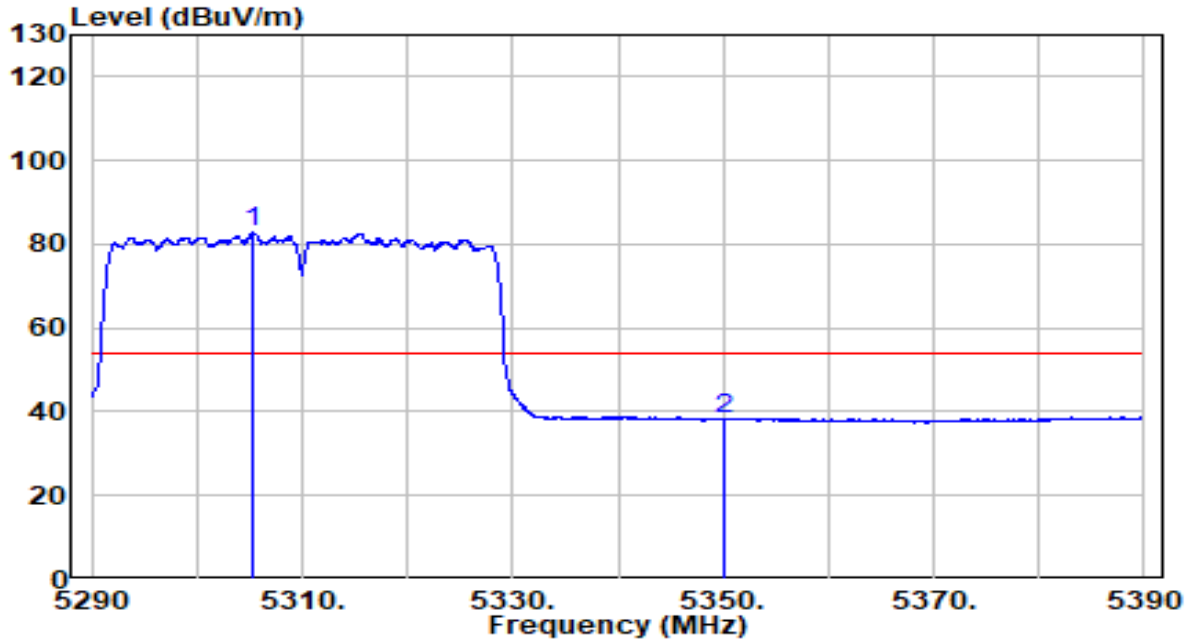

No		Frequency (MHz)	Reading (dBuV)	C.F (dB)	Measurement (dBuV/m)	Margin (dB)	Limit (dBuV/m)	Remark (QP/PK/AV)
1	*	5305.350	62.92	20.07	82.98	N/A	N/A	Average
2		5350.000	18.12	20.11	38.24	-15.76	54.00	Average

Note:

1. " *", means this data is the worst emission level.
2. C.F (Correction Factor) = Antenna Factor (dB)+ Cable Loss (dB)- Preamplifier(dB)+16db attenuation.
3. Measurement(dBuV/m) = Reading(dBuV) + C.F (Correction Factor).
4.The emission levels of other frequencies are very lower than the limit and not show in test report.

EUT	AX5400 Wi-Fi 6 Router	Date of Test	2020-09-27
Factor	BBHA 9120D (1GHz~18GHz)_2020	Temp. / Humidity	25.6°C/42%
Polarity	Vertical	Site / Test Engineer	AC1 / Jay Chu
Test Mode	Transmit by 802.11ac-VHT40 at channel 5310MHz (CDD Mode)	Test Voltage	120V/60Hz

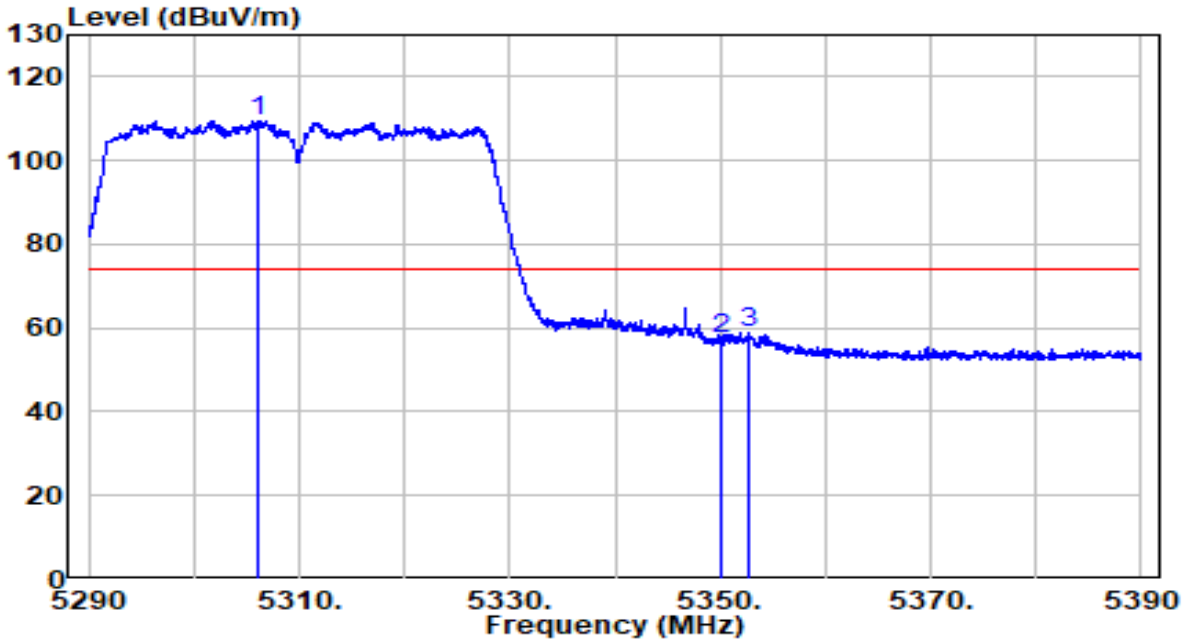

No		Frequency (MHz)	Reading (dBuV)	C.F (dB)	Measurement (dBuV/m)	Margin (dB)	Limit (dBuV/m)	Remark (QP/PK/AV)
1	*	5306.200	89.20	20.07	109.27	N/A	N/A	Peak
2		5350.000	37.43	20.11	57.54	-16.46	74.00	Peak
3		5352.700	38.76	20.12	58.88	-15.12	74.00	Peak

Note:

1. " *", means this data is the worst emission level.
2. C.F (Correction Factor) = Antenna Factor (dB)+ Cable Loss (dB)- Preamplifier(dB)+16db attenuation.
3. Measurement(dBuV/m) = Reading(dBuV) + C.F (Correction Factor).
4.The emission levels of other frequencies are very lower than the limit and not show in test report.

EUT	AX5400 Wi-Fi 6 Router	Date of Test	2020-09-27
Factor	BBHA 9120D (1GHz~18GHz)_2020	Temp. / Humidity	25.6°C/42%
Polarity	Vertical	Site / Test Engineer	AC1 / Jay Chu
Test Mode	Transmit by 802.11ac-VHT40 at channel 5310MHz (CDD Mode)	Test Voltage	120V/60Hz

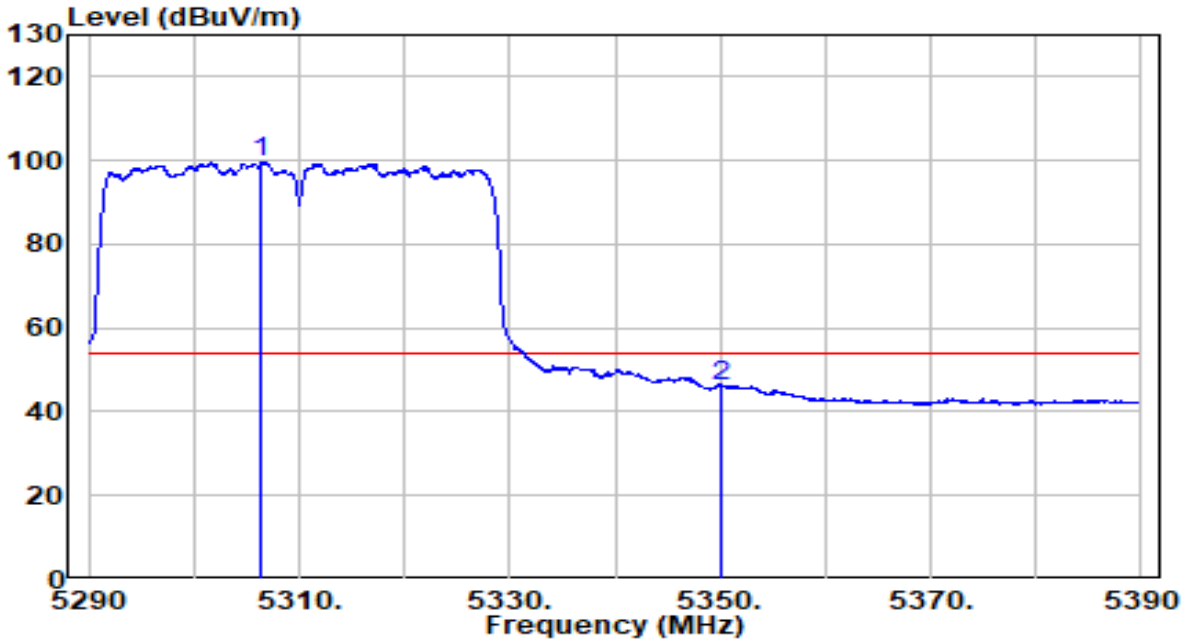

No		Frequency (MHz)	Reading (dBuV)	C.F (dB)	Measurement (dBuV/m)	Margin (dB)	Limit (dBuV/m)	Remark (QP/PK/AV)
1	*	5306.450	79.50	20.07	99.57	N/A	N/A	Average
2		5350.000	26.18	20.11	46.29	-7.71	54.00	Average

Note:

1. " *", means this data is the worst emission level.
2. C.F (Correction Factor) = Antenna Factor (dB)+ Cable Loss (dB)- Preamplifier(dB)+16db attenuation.
3. Measurement(dBuV/m) = Reading(dBuV) + C.F (Correction Factor).
4.The emission levels of other frequencies are very lower than the limit and not show in test report.

EUT	AX5400 Wi-Fi 6 Router	Date of Test	2020-09-27
Factor	BBHA 9120D (1GHz~18GHz)_2020	Temp. / Humidity	25.6°C/42%
Polarity	Horizontal	Site / Test Engineer	AC1 / Jay Chu
Test Mode	Transmit by 802.11ac-VHT40 at channel 5510MHz (CDD Mode)	Test Voltage	120V/60Hz

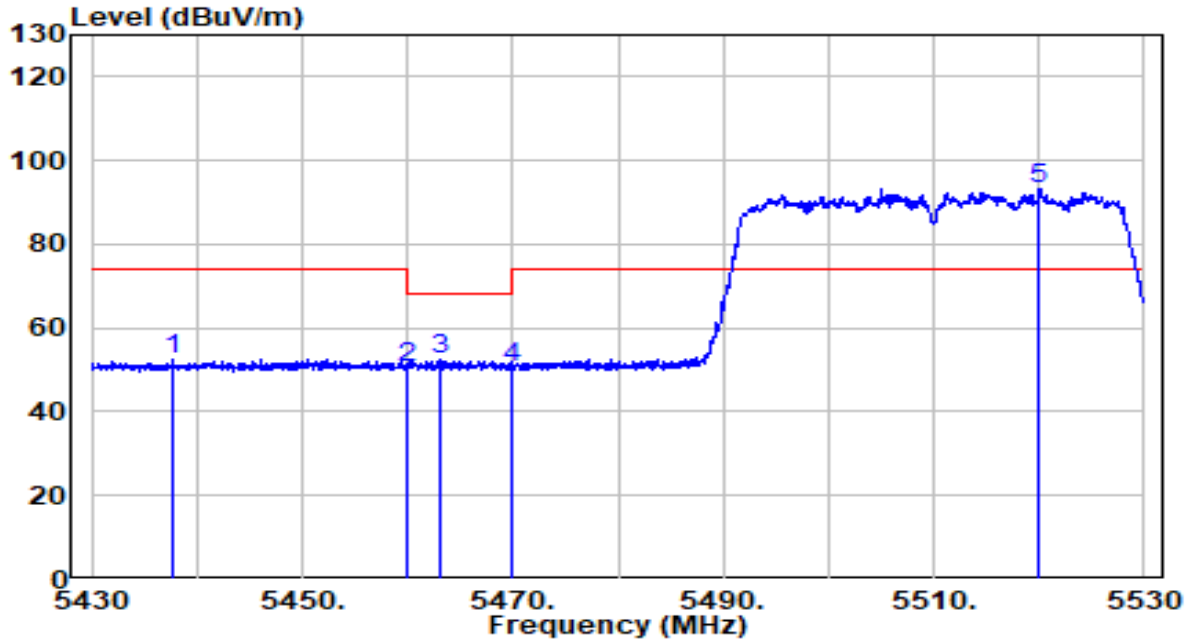

No		Frequency (MHz)	Reading (dBuV)	C.F (dB)	Measurement (dBuV/m)	Margin (dB)	Limit (dBuV/m)	Remark (QP/PK/AV)
1		5437.750	32.45	20.21	52.66	-21.34	74.00	Peak
2		5460.000	30.51	20.23	50.74	-17.46	68.20	Peak
3		5463.050	32.21	20.23	52.44	-15.76	68.20	Peak
4		5470.000	30.09	20.24	50.33	-17.87	68.20	Peak
5	*	5520.050	72.90	20.33	93.23	N/A	N/A	Peak

Note:

1. " *", means this data is the worst emission level.
2. C.F (Correction Factor) = Antenna Factor (dB)+ Cable Loss (dB)- Preamplifier(dB)+16db attenuation.
3. Measurement(dBuV/m) = Reading(dBuV) + C.F (Correction Factor).
4.The emission levels of other frequencies are very lower than the limit and not show in test report.

EUT	AX5400 Wi-Fi 6 Router	Date of Test	2020-09-27
Factor	BBHA 9120D (1GHz~18GHz)_2020	Temp. / Humidity	25.6°C/42%
Polarity	Horizontal	Site / Test Engineer	AC1 / Jay Chu
Test Mode	Transmit by 802.11ac-VHT40 at channel 5510MHz (CDD Mode)	Test Voltage	120V/60Hz

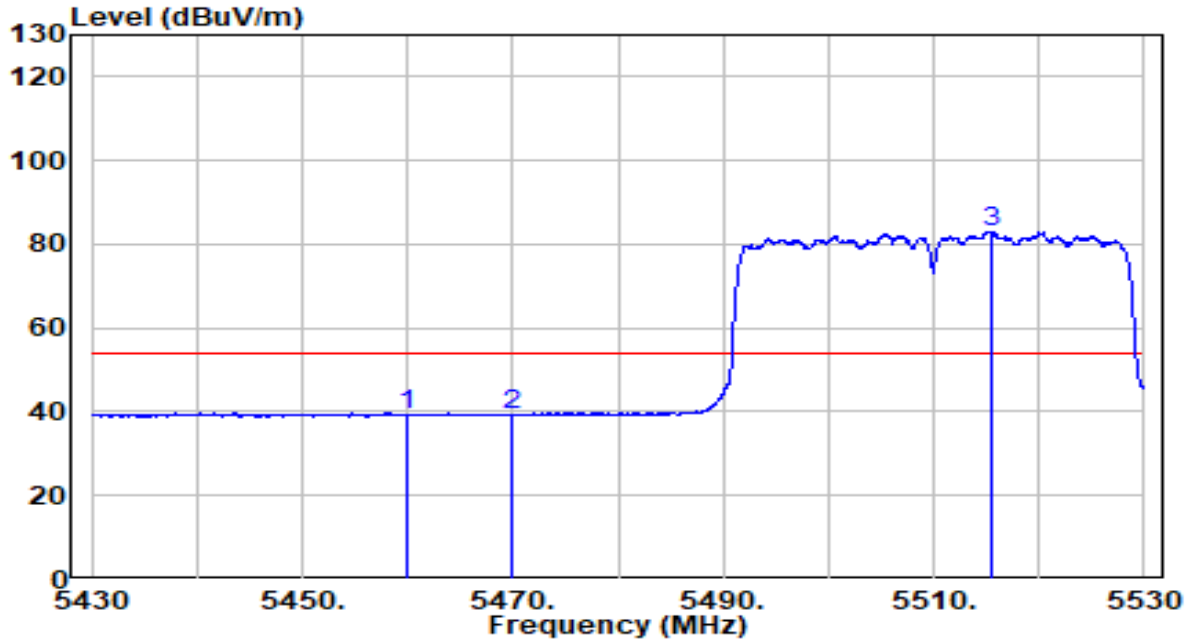

No		Frequency (MHz)	Reading (dBuV)	C.F (dB)	Measurement (dBuV/m)	Margin (dB)	Limit (dBuV/m)	Remark (QP/PK/AV)
1		5460.000	18.97	20.23	39.20	-14.80	54.00	Average
2		5470.000	19.12	20.24	39.36	-14.64	54.00	Average
3	*	5515.450	62.74	20.32	83.06	N/A	N/A	Average

Note:

1. " *", means this data is the worst emission level.
2. C.F (Correction Factor) = Antenna Factor (dB)+ Cable Loss (dB)- Preamplifier(dB)+16db attenuation.
3. Measurement(dBuV/m) = Reading(dBuV) + C.F (Correction Factor).
4.The emission levels of other frequencies are very lower than the limit and not show in test report.

EUT	AX5400 Wi-Fi 6 Router	Date of Test	2020-09-27
Factor	BBHA 9120D (1GHz~18GHz)_2020	Temp. / Humidity	25.6°C/42%
Polarity	Vertical	Site / Test Engineer	AC1 / Jay Chu
Test Mode	Transmit by 802.11ac-VHT40 at channel 5510MHz (CDD Mode)	Test Voltage	120V/60Hz

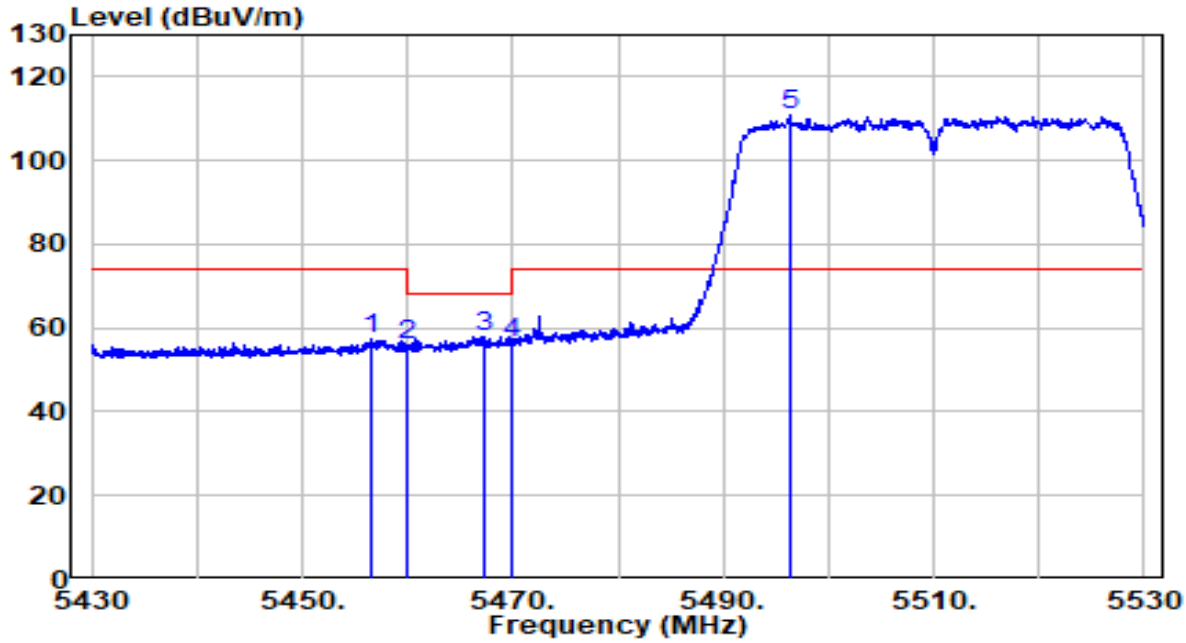

No		Frequency (MHz)	Reading (dBuV)	C.F (dB)	Measurement (dBuV/m)	Margin (dB)	Limit (dBuV/m)	Remark (QP/PK/AV)
1		5456.450	37.07	20.22	57.30	-16.70	74.00	Peak
2		5460.000	35.52	20.23	55.75	-12.45	68.20	Peak
3		5467.250	37.77	20.24	58.00	-10.20	68.20	Peak
4		5470.000	36.11	20.24	56.35	-11.85	68.20	Peak
5	*	5496.300	90.61	20.27	110.87	N/A	N/A	Peak

Note:

1. " *", means this data is the worst emission level.
2. C.F (Correction Factor) = Antenna Factor (dB)+ Cable Loss (dB)- Preamplifier(dB)+16db attenuation.
3. Measurement(dBuV/m) = Reading(dBuV) + C.F (Correction Factor).
4.The emission levels of other frequencies are very lower than the limit and not show in test report.

EUT	AX5400 Wi-Fi 6 Router	Date of Test	2020-09-27
Factor	BBHA 9120D (1GHz~18GHz)_2020	Temp. / Humidity	25.6°C/42%
Polarity	Vertical	Site / Test Engineer	AC1 / Jay Chu
Test Mode	Transmit by 802.11ac-VHT40 at channel 5510MHz (CDD Mode)	Test Voltage	120V/60Hz

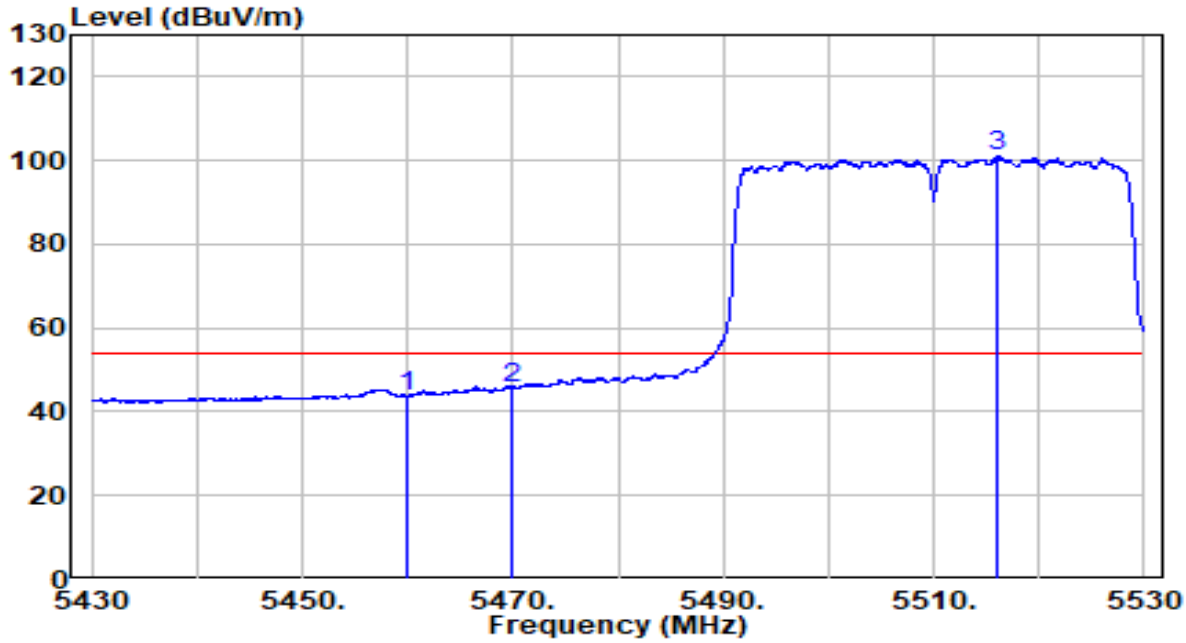

No		Frequency (MHz)	Reading (dBuV)	C.F (dB)	Measurement (dBuV/m)	Margin (dB)	Limit (dBuV/m)	Remark (QP/PK/AV)
1		5460.000	23.56	20.23	43.79	-10.21	54.00	Average
2		5470.000	25.62	20.24	45.86	-8.14	54.00	Average
3	*	5516.150	80.55	20.32	100.87	N/A	N/A	Average

Note:

1. " *", means this data is the worst emission level.
2. C.F (Correction Factor) = Antenna Factor (dB)+ Cable Loss (dB)- Preamplifier(dB)+16db attenuation.
3. Measurement(dBuV/m) = Reading(dBuV) + C.F (Correction Factor).
4.The emission levels of other frequencies are very lower than the limit and not show in test report.

EUT	AX5400 Wi-Fi 6 Router	Date of Test	2020-09-27
Factor	BBHA 9120D (1GHz~18GHz)_2020	Temp. / Humidity	25.6°C/42%
Polarity	Horizontal	Site / Test Engineer	AC1 / Jay Chu
Test Mode	Transmit by 802.11ac-VHT40 at channel 5670MHz (CDD Mode)	Test Voltage	120V/60Hz

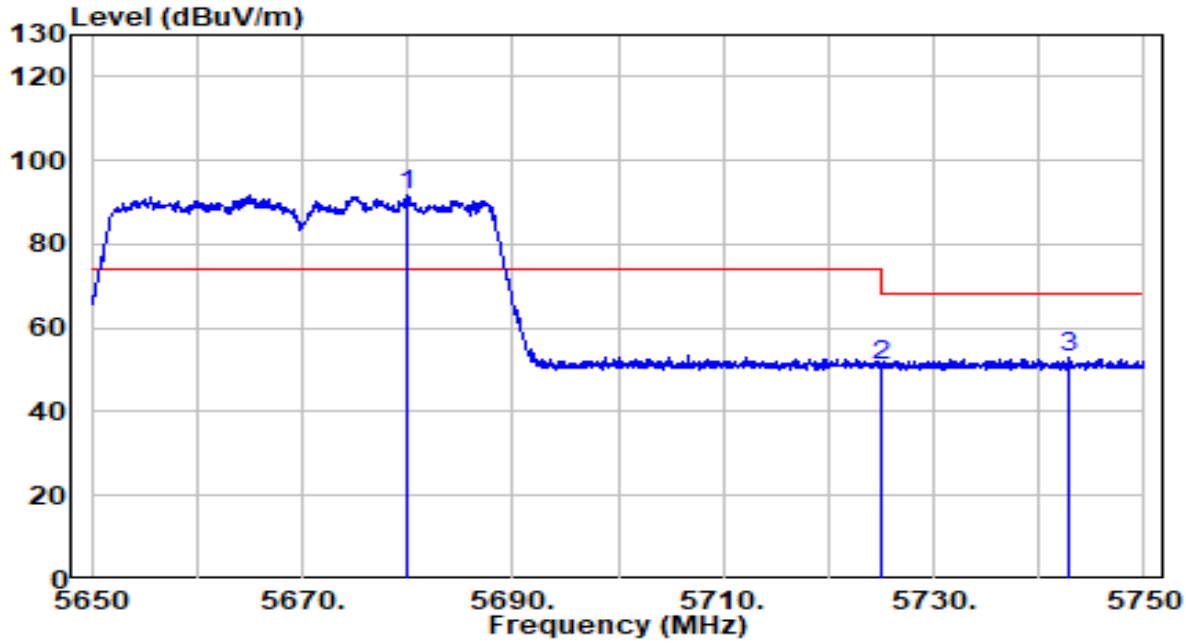

No		Frequency (MHz)	Reading (dBuV)	C.F (dB)	Measurement (dBuV/m)	Margin (dB)	Limit (dBuV/m)	Remark (QP/PK/AV)
1	*	5679.950	70.92	20.85	91.77	N/A	N/A	Peak
2		5725.000	30.10	21.00	51.10	-17.10	68.20	Peak
3		5742.900	31.76	21.06	52.82	-15.38	68.20	Peak

Note:

1. " *", means this data is the worst emission level.
2. C.F (Correction Factor) = Antenna Factor (dB)+ Cable Loss (dB)- Preamplifier(dB)+16db attenuation.
3. Measurement(dBuV/m) = Reading(dBuV) + C.F (Correction Factor).
4.The emission levels of other frequencies are very lower than the limit and not show in test report.

EUT	AX5400 Wi-Fi 6 Router	Date of Test	2020-09-27
Factor	BBHA 9120D (1GHz~18GHz)_2020	Temp. / Humidity	25.6°C/42%
Polarity	Vertical	Site / Test Engineer	AC1 / Jay Chu
Test Mode	Transmit by 802.11ac-VHT40 at channel 5670MHz (CDD Mode)	Test Voltage	120V/60Hz

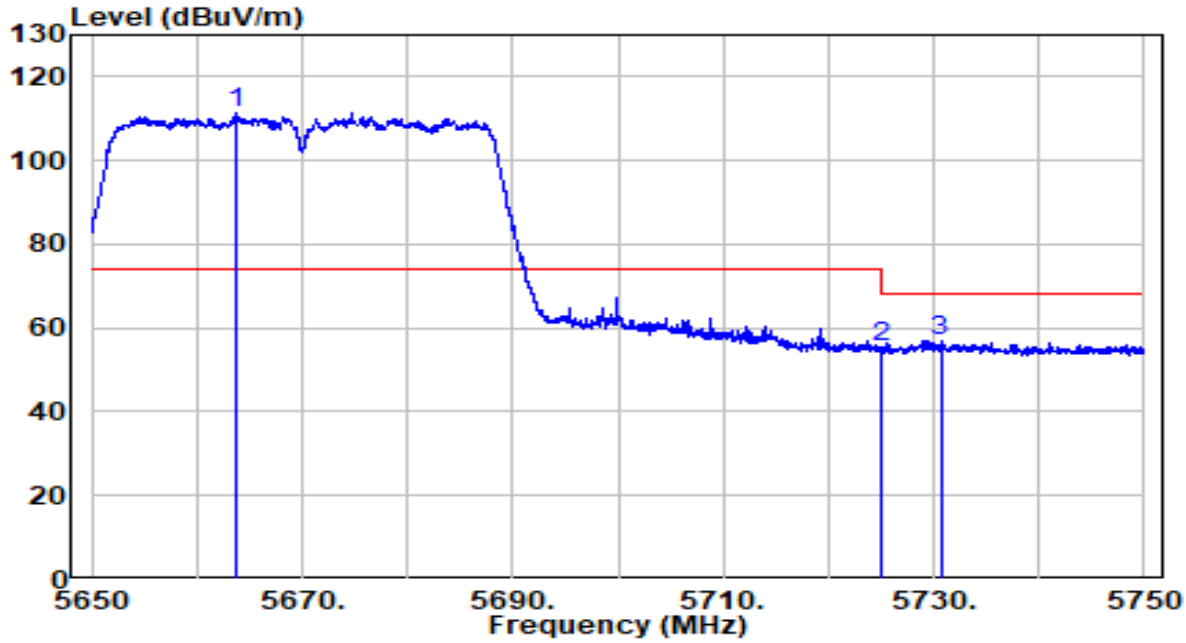

No		Frequency (MHz)	Reading (dBuV)	C.F (dB)	Measurement (dBuV/m)	Margin (dB)	Limit (dBuV/m)	Remark (QP/PK/AV)
1	*	5663.800	90.56	20.80	111.36	N/A	N/A	Peak
2		5725.000	34.22	21.00	55.22	-12.98	68.20	Peak
3		5730.650	36.00	21.02	57.02	-11.18	68.20	Peak

Note:

1. " *", means this data is the worst emission level.
2. C.F (Correction Factor) = Antenna Factor (dB)+ Cable Loss (dB)- Preamplifier(dB)+16db attenuation.
3. Measurement(dBuV/m) = Reading(dBuV) + C.F (Correction Factor).
4.The emission levels of other frequencies are very lower than the limit and not show in test report.

EUT	AX5400 Wi-Fi 6 Router	Date of Test	2020-09-27
Factor	BBHA 9120D (1GHz~18GHz)_2020	Temp. / Humidity	25°C/37%
Polarity	Horizontal	Site / Test Engineer	AC1 / 120V/60Hz
Test Mode	Transmit by 802.11ac-VHT40 at Channel 5755MHz (CDD Mode)	Test Voltage	120V/60Hz

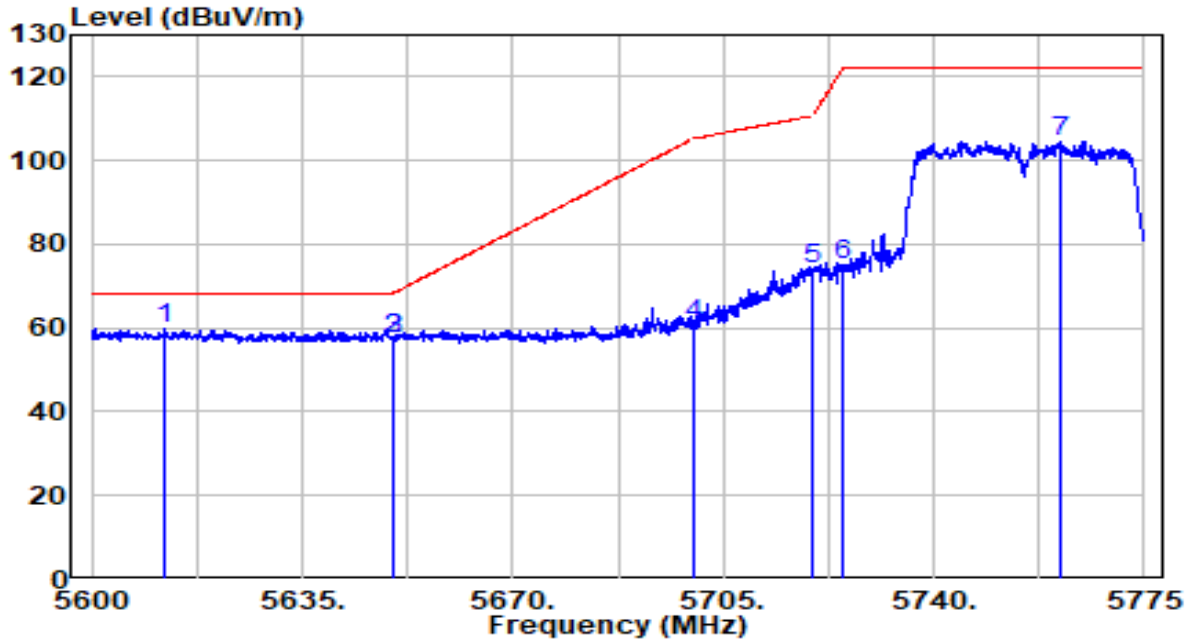

No		Frequency (MHz)	Reading (dBuV)	C.F (dB)	Measurement (dBuV/m)	Margin (dB)	Limit (dBuV/m)	Remark (QP/PK/AV)
1	*	5612.163	39.01	20.63	59.64	-8.56	68.20	Peak
2		5649.962	36.75	20.76	57.51	-10.69	68.20	Peak
3	0.00	5650.000	36.75	20.76	57.51	-10.69	68.20	Peak
4		5700.000	40.08	20.92	61.00	-44.20	105.20	Peak
5		5720.000	53.21	20.98	74.19	-36.61	110.80	Peak
6		5725.000	54.22	21.00	75.22	-46.98	122.20	Peak
7		5761.175	83.53	21.12	104.65	N/A	N/A	Peak

Note:

1. " *", means this data is the worst emission level.
2. C.F (Correction Factor) = Antenna Factor (dB)+ Cable Loss (dB)- Preamplifier(dB)+16db attenuation.
3. Measurement(dBuV/m) = Reading(dBuV) + C.F (Correction Factor).
4.The emission levels of other frequencies are very lower than the limit and not show in test report.

EUT	AX5400 Wi-Fi 6 Router	Date of Test	2020-09-27
Factor	BBHA 9120D (1GHz~18GHz)_2020	Temp. / Humidity	25°C/37%
Polarity	Vertical	Site / Test Engineer	AC1 / 120V/60Hz
Test Mode	Transmit by 802.11ac-VHT40 at Channel 5755MHz (CDD Mode)	Test Voltage	120V/60Hz

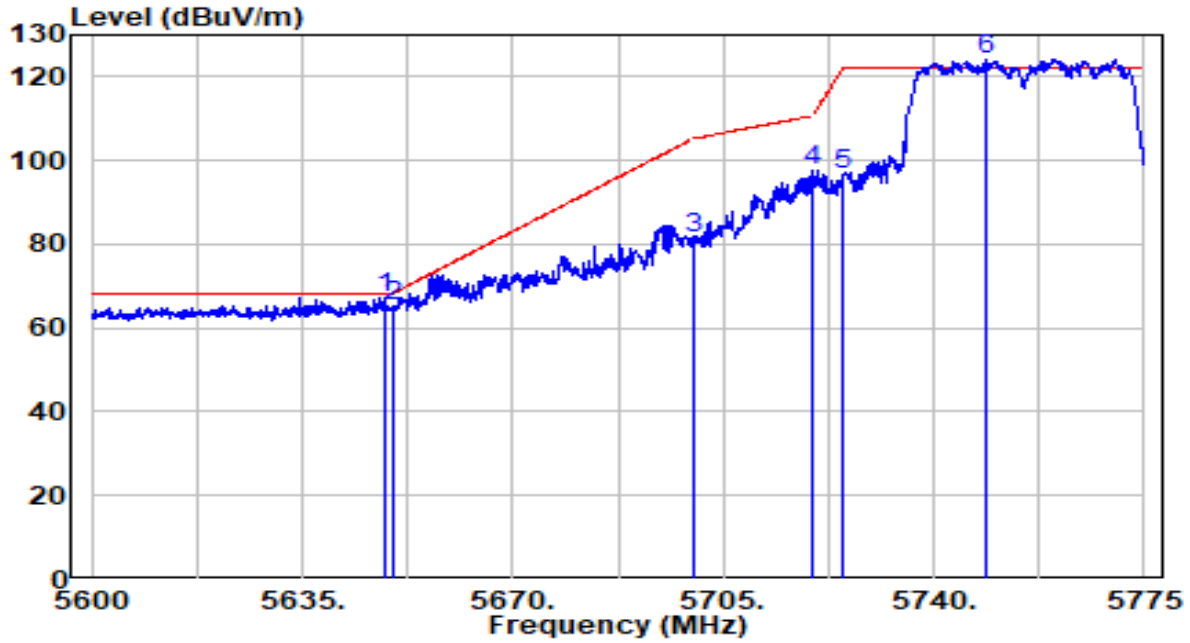

No		Frequency (MHz)	Reading (dBuV)	C.F (dB)	Measurement (dBuV/m)	Margin (dB)	Limit (dBuV/m)	Remark (QP/PK/AV)
1		5648.737	46.39	20.75	67.14	-1.06	68.20	Peak
2		5650.000	44.26	20.76	65.01	-3.19	68.20	Peak
3		5700.000	60.51	20.92	81.43	-23.77	105.20	Peak
4		5720.000	76.55	20.98	97.53	-13.27	110.80	Peak
5		5725.000	75.80	21.00	96.80	-25.40	122.20	Peak
6	*	5748.837	103.23	21.08	124.31	N/A	N/A	Peak

Note:

1. " *", means this data is the worst emission level.
2. C.F (Correction Factor) = Antenna Factor (dB)+ Cable Loss (dB)- Preamplifier(dB)+16db attenuation.
3. Measurement(dBuV/m) = Reading(dBuV) + C.F (Correction Factor).
4.The emission levels of other frequencies are very lower than the limit and not show in test report.

EUT	AX5400 Wi-Fi 6 Router	Date of Test	2020-09-27
Factor	BBHA 9120D (1GHz~18GHz)_2020	Temp. / Humidity	25°C/37%
Polarity	Horizontal	Site / Test Engineer	AC1 / 120V/60Hz
Test Mode	Transmit by 802.11ac-VHT40 at Channel 5795MHz (CDD Mode)	Test Voltage	120V/60Hz

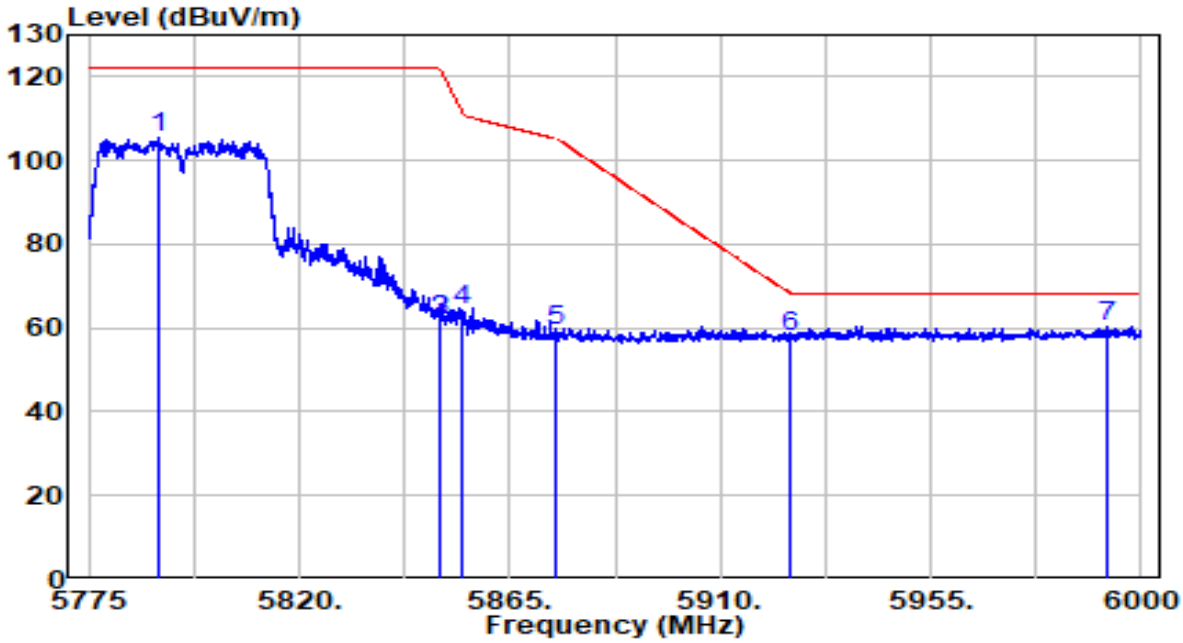

No		Frequency (MHz)	Reading (dBuV)	C.F (dB)	Measurement (dBuV/m)	Margin (dB)	Limit (dBuV/m)	Remark (QP/PK/AV)
1		5789.737	84.09	21.21	105.30	N/A	N/A	Peak
2		5850.000	40.38	21.40	61.78	-60.42	122.20	Peak
3		5850.000	40.38	21.40	61.78	-60.42	122.20	Peak
4		5855.000	43.07	21.42	64.49	-46.31	110.80	Peak
5		5875.000	38.04	21.49	59.53	-45.67	105.20	Peak
6		5925.000	36.23	21.65	57.88	-10.32	68.20	Peak
7	*	5992.913	38.45	21.87	60.32	-7.88	68.20	Peak

Note:

1. " *", means this data is the worst emission level.
2. C.F (Correction Factor) = Antenna Factor (dB)+ Cable Loss (dB)- Preamplifier(dB)+16db attenuation.
3. Measurement(dBuV/m) = Reading(dBuV) + C.F (Correction Factor).
4.The emission levels of other frequencies are very lower than the limit and not show in test report.

EUT	AX5400 Wi-Fi 6 Router	Date of Test	2020-09-27
Factor	BBHA 9120D (1GHz~18GHz)_2020	Temp. / Humidity	25°C/37%
Polarity	Vertical	Site / Test Engineer	AC1 / 120V/60Hz
Test Mode	Transmit by 802.11ac-VHT40 at Channel 5795MHz (CDD Mode)	Test Voltage	120V/60Hz

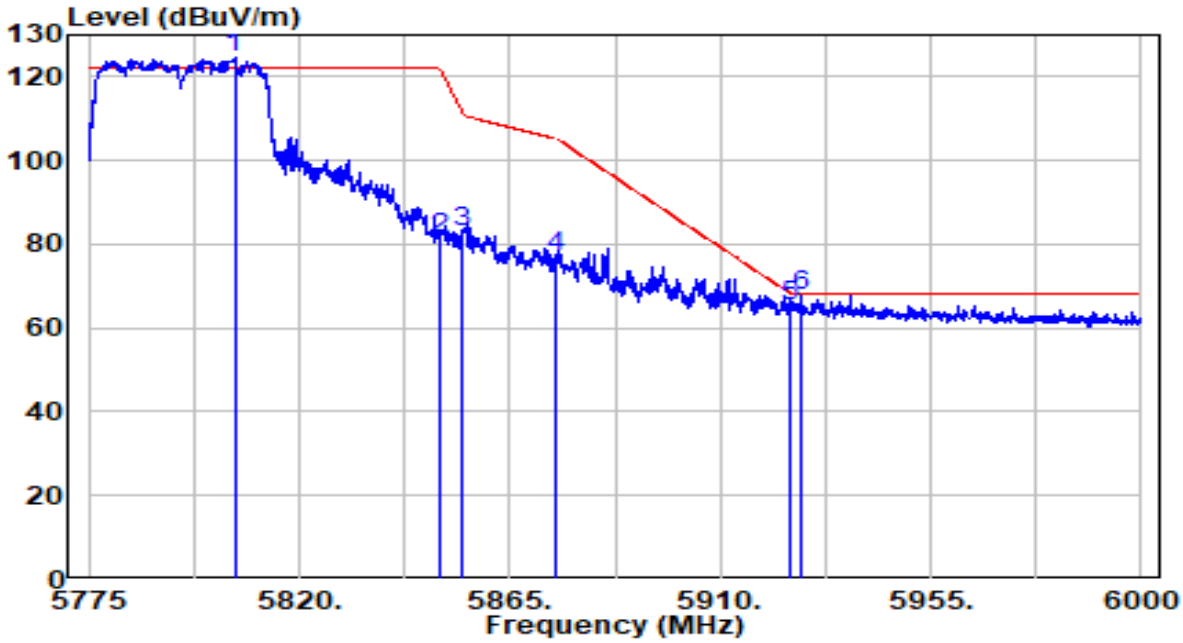

No		Frequency (MHz)	Reading (dBuV)	C.F (dB)	Measurement (dBuV/m)	Margin (dB)	Limit (dBuV/m)	Remark (QP/PK/AV)
1	*	5806.163	103.11	21.26	124.37	N/A	N/A	Peak
2		5850.000	59.86	21.40	81.27	-40.93	122.20	Peak
3		5855.000	61.41	21.42	82.83	-27.97	110.80	Peak
4		5875.000	55.69	21.49	77.18	-28.02	105.20	Peak
5		5925.000	43.47	21.65	65.12	-3.08	68.20	Peak
6		5927.212	46.22	21.65	67.87	-0.33	68.20	Peak

Note:

1. " *", means this data is the worst emission level.
2. C.F (Correction Factor) = Antenna Factor (dB)+ Cable Loss (dB)- Preamplifier(dB)+16db attenuation.
3. Measurement(dBuV/m) = Reading(dBuV) + C.F (Correction Factor).
4.The emission levels of other frequencies are very lower than the limit and not show in test report.

EUT	AX5400 Wi-Fi 6 Router	Date of Test	2020-09-27
Factor	BBHA 9120D (1GHz~18GHz)_2020	Temp. / Humidity	25°C/37%
Polarity	Horizontal	Site / Test Engineer	AC1 / 120V/60Hz
Test Mode	Transmit by 802.11ac-VHT80 at Channel 5210MHz (CDD Mode)	Test Voltage	120V/60Hz

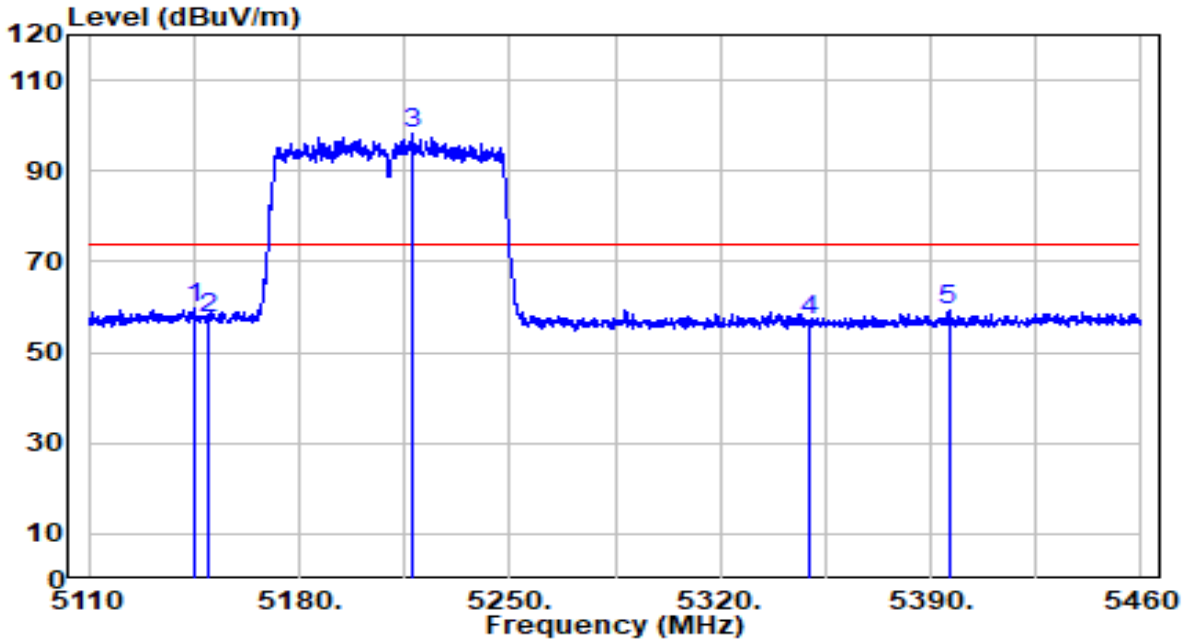

No		Frequency (MHz)	Reading (dBuV)	C.F (dB)	Measurement (dBuV/m)	Margin (dB)	Limit (dBuV/m)	Remark (QP/PK/AV)
1		5144.825	39.69	19.90	59.59	-14.41	74.00	Peak
2		5150.000	37.82	19.91	57.73	-16.27	74.00	Peak
3	*	5217.800	78.13	19.98	98.10	N/A	N/A	Peak
4		5350.000	37.02	20.11	57.13	-16.87	74.00	Peak
5		5395.950	39.02	20.16	59.18	-14.82	74.00	Peak

Note:

1. " *", means this data is the worst emission level.
2. C.F (Correction Factor) = Antenna Factor (dB)+ Cable Loss (dB)- Preamplifier(dB)+16db attenuation.
3. Measurement(dBuV/m) = Reading(dBuV) + C.F (Correction Factor).
4.The emission levels of other frequencies are very lower than the limit and not show in test report.

EUT	AX5400 Wi-Fi 6 Router	Date of Test	2020-09-27
Factor	BBHA 9120D (1GHz~18GHz)_2020	Temp. / Humidity	25°C/37%
Polarity	Horizontal	Site / Test Engineer	AC1 / 120V/60Hz
Test Mode	Transmit by 802.11ac-VHT80 at Channel 5210MHz (CDD Mode)	Test Voltage	120V/60Hz

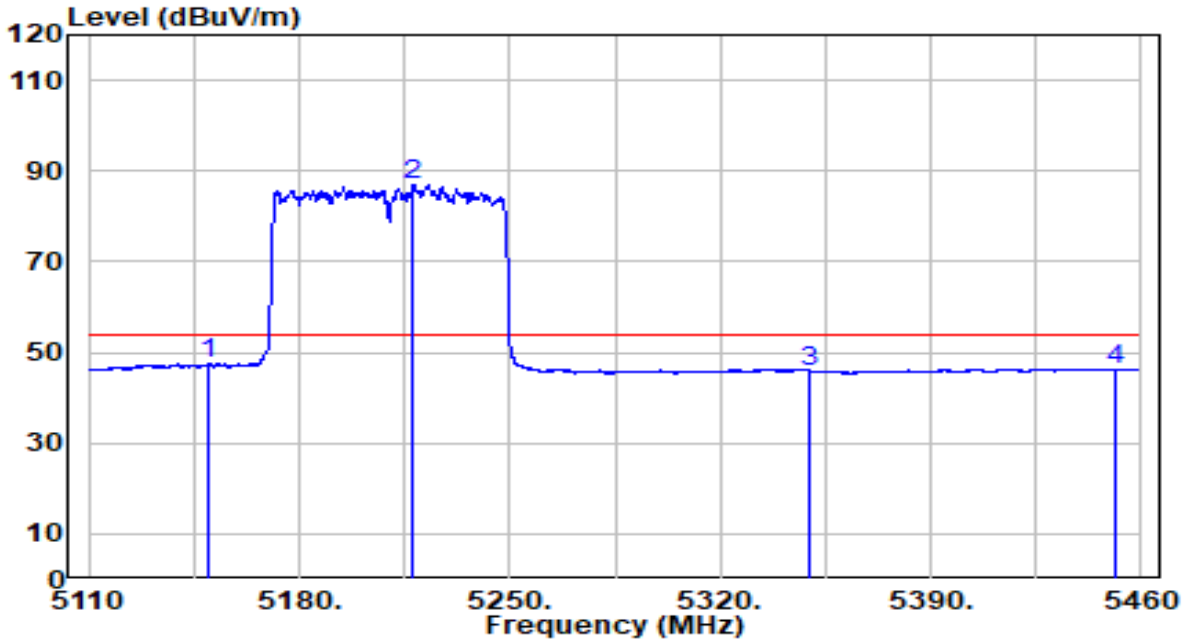

No		Frequency (MHz)	Reading (dBuV)	C.F (dB)	Measurement (dBuV/m)	Margin (dB)	Limit (dBuV/m)	Remark (QP/PK/AV)
1		5150.000	27.56	19.91	47.47	-6.53	54.00	Average
2		5217.800	67.12	19.98	87.10	N/A	N/A	Average
3	*	5350.000	25.75	20.11	45.86	-8.14	54.00	Average
4		5451.600	26.18	20.22	46.40	-7.60	54.00	Average

Note:

1. " *", means this data is the worst emission level.
2. C.F (Correction Factor) = Antenna Factor (dB)+ Cable Loss (dB)- Preamplifier(dB)+16db attenuation.
3. Measurement(dBuV/m) = Reading(dBuV) + C.F (Correction Factor).
4.The emission levels of other frequencies are very lower than the limit and not show in test report.

EUT	AX5400 Wi-Fi 6 Router	Date of Test	2020-09-27
Factor	BBHA 9120D (1GHz~18GHz)_2020	Temp. / Humidity	25°C/37%
Polarity	Vertical	Site / Test Engineer	AC1 / 120V/60Hz
Test Mode	Transmit by 802.11ac-VHT80 at Channel 5210MHz (CDD Mode)	Test Voltage	120V/60Hz

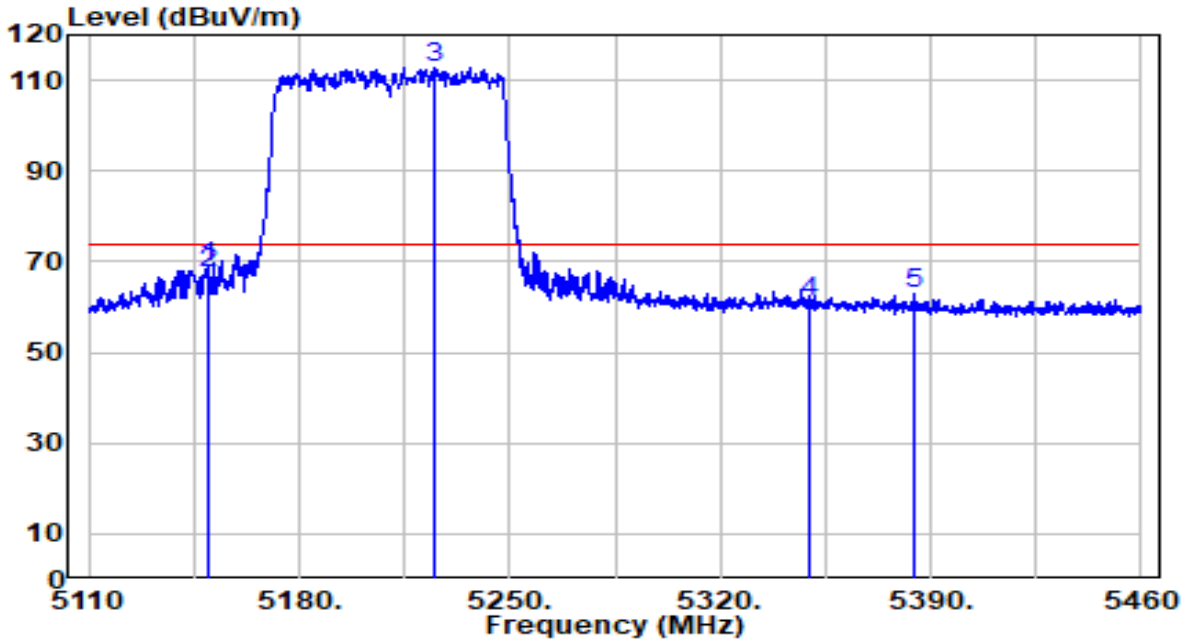

No		Frequency (MHz)	Reading (dBuV)	C.F (dB)	Measurement (dBuV/m)	Margin (dB)	Limit (dBuV/m)	Remark (QP/PK/AV)
1		5149.550	48.82	19.91	68.72	-5.28	74.00	Peak
2		5150.000	47.57	19.91	67.48	-6.52	74.00	Peak
3	*	5224.625	92.86	19.98	112.84	N/A	N/A	Peak
4		5350.000	40.86	20.11	60.98	-13.02	74.00	Peak
5		5384.225	42.61	20.15	62.76	-11.24	74.00	Peak

Note:

1. " *", means this data is the worst emission level.
2. C.F (Correction Factor) = Antenna Factor (dB)+ Cable Loss (dB)- Preamplifier(dB)+16db attenuation.
3. Measurement(dBuV/m) = Reading(dBuV) + C.F (Correction Factor).
4.The emission levels of other frequencies are very lower than the limit and not show in test report.

EUT	AX5400 Wi-Fi 6 Router	Date of Test	2020-09-27
Factor	BBHA 9120D (1GHz~18GHz)_2020	Temp. / Humidity	25°C/37%
Polarity	Vertical	Site / Test Engineer	AC1 / 120V/60Hz
Test Mode	Transmit by 802.11ac-VHT80 at Channel 5210MHz (CDD Mode)	Test Voltage	120V/60Hz

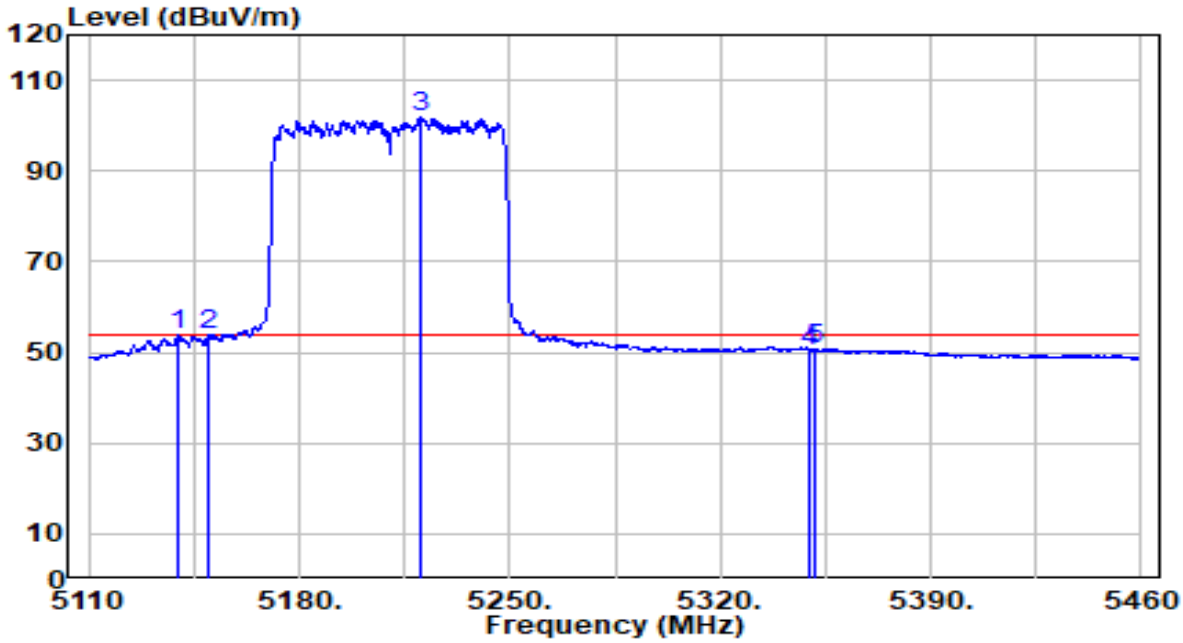

No		Frequency (MHz)	Reading (dBuV)	C.F (dB)	Measurement (dBuV/m)	Margin (dB)	Limit (dBuV/m)	Remark (QP/PK/AV)
1		5139.575	34.08	19.90	53.97	-0.03	54.00	Average
2		5150.000	33.90	19.91	53.81	-0.19	54.00	Average
3	*	5220.775	81.79	19.98	101.77	N/A	N/A	Average
4		5350.000	30.29	20.11	50.40	-3.60	54.00	Average
5		5351.675	30.62	20.12	50.73	-3.27	54.00	Average

Note:

1. " *", means this data is the worst emission level.
2. C.F (Correction Factor) = Antenna Factor (dB)+ Cable Loss (dB)- Preamplifier(dB)+16db attenuation.
3. Measurement(dBuV/m) = Reading(dBuV) + C.F (Correction Factor).
4.The emission levels of other frequencies are very lower than the limit and not show in test report.

EUT	AX5400 Wi-Fi 6 Router	Date of Test	2020-09-27
Factor	BBHA 9120D (1GHz~18GHz)_2020	Temp. / Humidity	25°C/37%
Polarity	Horizontal	Site / Test Engineer	AC1 / 120V/60Hz
Test Mode	Transmit by 802.11ac-VHT80 at Channel 5290MHz (CDD Mode)	Test Voltage	120V/60Hz

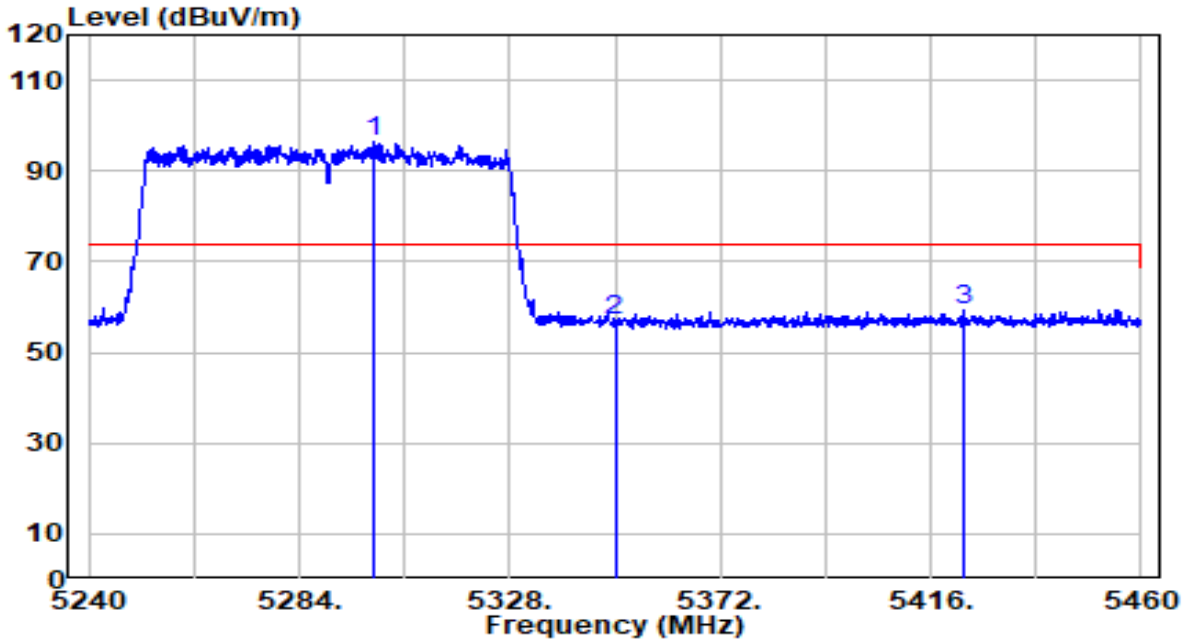

No		Frequency (MHz)	Reading (dBuV)	C.F (dB)	Measurement (dBuV/m)	Margin (dB)	Limit (dBuV/m)	Remark (QP/PK/AV)
1	*	5299.840	76.34	20.06	96.40	N/A	N/A	Peak
2		5350.000	36.95	20.11	57.07	-16.93	74.00	Peak
3		5422.820	38.97	20.19	59.16	-14.84	74.00	Peak

Note:

1. " *", means this data is the worst emission level.
2. C.F (Correction Factor) = Antenna Factor (dB)+ Cable Loss (dB)- Preamplifier(dB)+16db attenuation.
3. Measurement(dBuV/m) = Reading(dBuV) + C.F (Correction Factor).
4.The emission levels of other frequencies are very lower than the limit and not show in test report.

EUT	AX5400 Wi-Fi 6 Router	Date of Test	2020-09-27
Factor	BBHA 9120D (1GHz~18GHz)_2020	Temp. / Humidity	25°C/37%
Polarity	Horizontal	Site / Test Engineer	AC1 / 120V/60Hz
Test Mode	Transmit by 802.11ac-VHT80 at Channel 5290MHz (CDD Mode)	Test Voltage	120V/60Hz

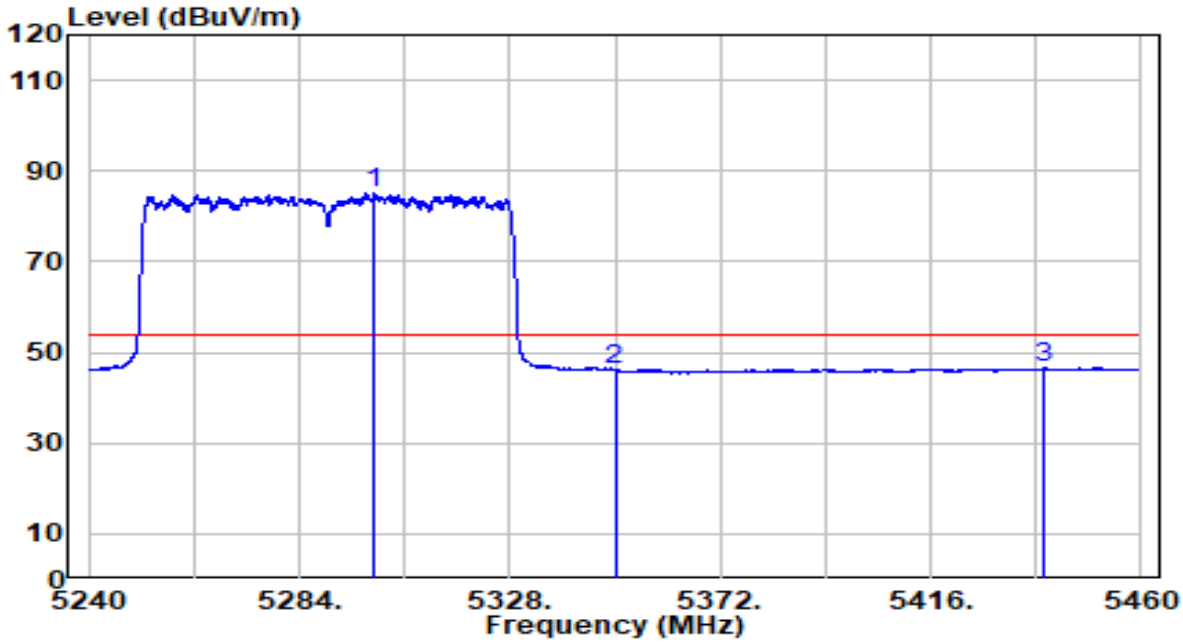

No		Frequency (MHz)	Reading (dBuV)	C.F (dB)	Measurement (dBuV/m)	Margin (dB)	Limit (dBuV/m)	Remark (QP/PK/AV)
1	*	5299.840	64.90	20.06	84.96	N/A	N/A	Average
2		5350.000	25.93	20.11	46.04	-7.96	54.00	Average
3		5439.650	26.30	20.21	46.51	-7.49	54.00	Average

Note:

1. " *", means this data is the worst emission level.
2. C.F (Correction Factor) = Antenna Factor (dB)+ Cable Loss (dB)- Preamplifier(dB)+16db attenuation.
3. Measurement(dBuV/m) = Reading(dBuV) + C.F (Correction Factor).
4.The emission levels of other frequencies are very lower than the limit and not show in test report.

EUT	AX5400 Wi-Fi 6 Router	Date of Test	2020-09-27
Factor	BBHA 9120D (1GHz~18GHz)_2020	Temp. / Humidity	25°C/37%
Polarity	Vertical	Site / Test Engineer	AC1 / 120V/60Hz
Test Mode	Transmit by 802.11ac-VHT80 at Channel 5290MHz (CDD Mode)	Test Voltage	120V/60Hz

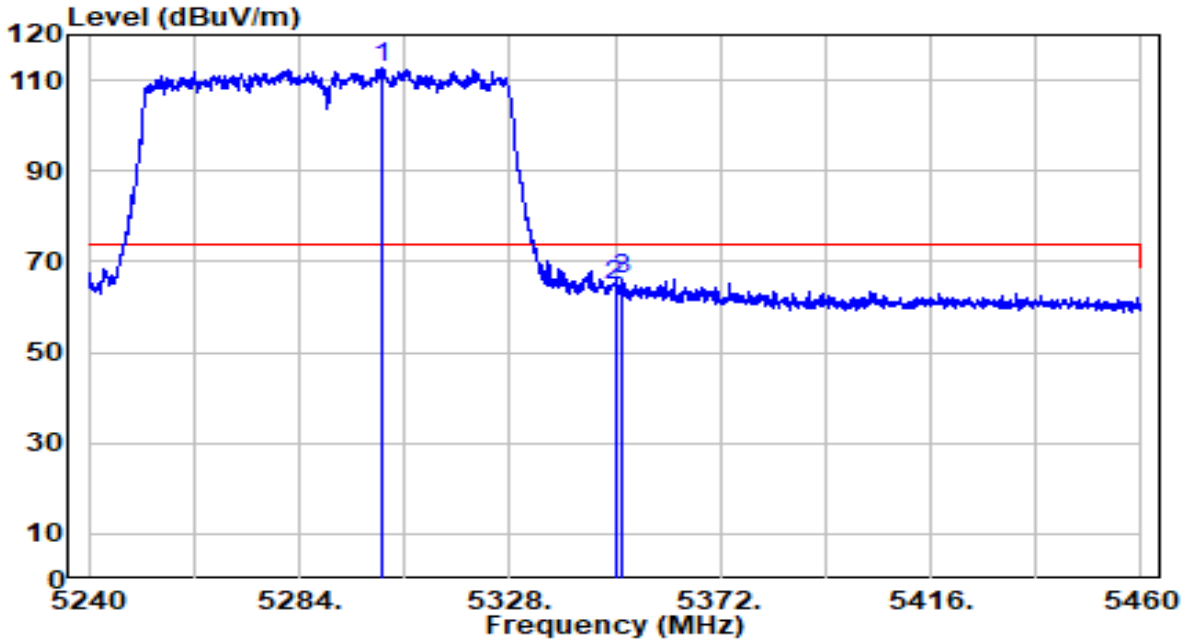

No		Frequency (MHz)	Reading (dBuV)	C.F (dB)	Measurement (dBuV/m)	Margin (dB)	Limit (dBuV/m)	Remark (QP/PK/AV)
1	*	5301.380	92.64	20.06	112.70	N/A	N/A	Peak
2		5350.000	44.65	20.11	64.77	-9.23	74.00	Peak
3		5351.210	46.12	20.12	66.24	-7.76	74.00	Peak

Note:

1. " *", means this data is the worst emission level.
2. C.F (Correction Factor) = Antenna Factor (dB)+ Cable Loss (dB)- Preamplifier(dB)+16db attenuation.
3. Measurement(dBuV/m) = Reading(dBuV) + C.F (Correction Factor).
4.The emission levels of other frequencies are very lower than the limit and not show in test report.

EUT	AX5400 Wi-Fi 6 Router	Date of Test	2020-09-27
Factor	BBHA 9120D (1GHz~18GHz)_2020	Temp. / Humidity	25°C/37%
Polarity	Vertical	Site / Test Engineer	AC1 / 120V/60Hz
Test Mode	Transmit by 802.11ac-VHT80 at Channel 5290MHz (CDD Mode)	Test Voltage	120V/60Hz

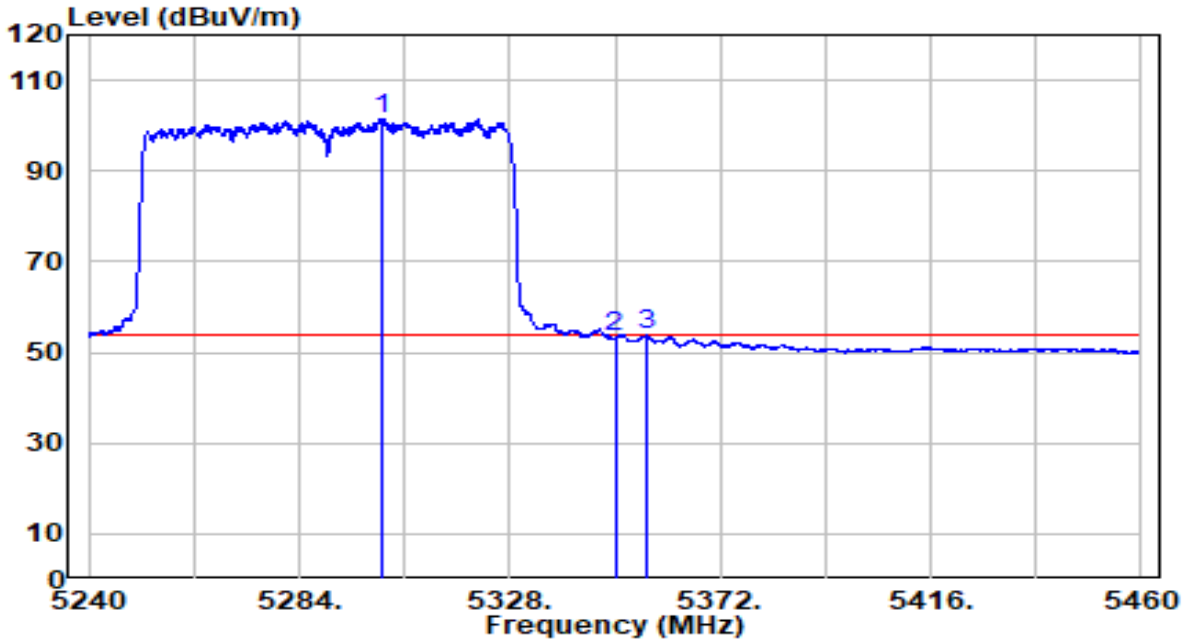

No		Frequency (MHz)	Reading (dBuV)	C.F (dB)	Measurement (dBuV/m)	Margin (dB)	Limit (dBuV/m)	Remark (QP/PK/AV)
1	*	5301.490	81.44	20.06	101.50	N/A	N/A	Average
2		5350.000	33.33	20.11	53.44	-0.56	54.00	Average
3		5356.710	33.80	20.12	53.92	-0.08	54.00	Average

Note:

1. " *", means this data is the worst emission level.
2. C.F (Correction Factor) = Antenna Factor (dB)+ Cable Loss (dB)- Preamplifier(dB)+16db attenuation.
3. Measurement(dBuV/m) = Reading(dBuV) + C.F (Correction Factor).
4.The emission levels of other frequencies are very lower than the limit and not show in test report.

EUT	AX5400 Wi-Fi 6 Router	Date of Test	2020-09-27
Factor	BBHA 9120D (1GHz~18GHz)_2020	Temp. / Humidity	25°C/37%
Polarity	Horizontal	Site / Test Engineer	AC1 / 120V/60Hz
Test Mode	Transmit by 802.11ac-VHT80 at Channel 5530MHz (CDD Mode)	Test Voltage	120V/60Hz

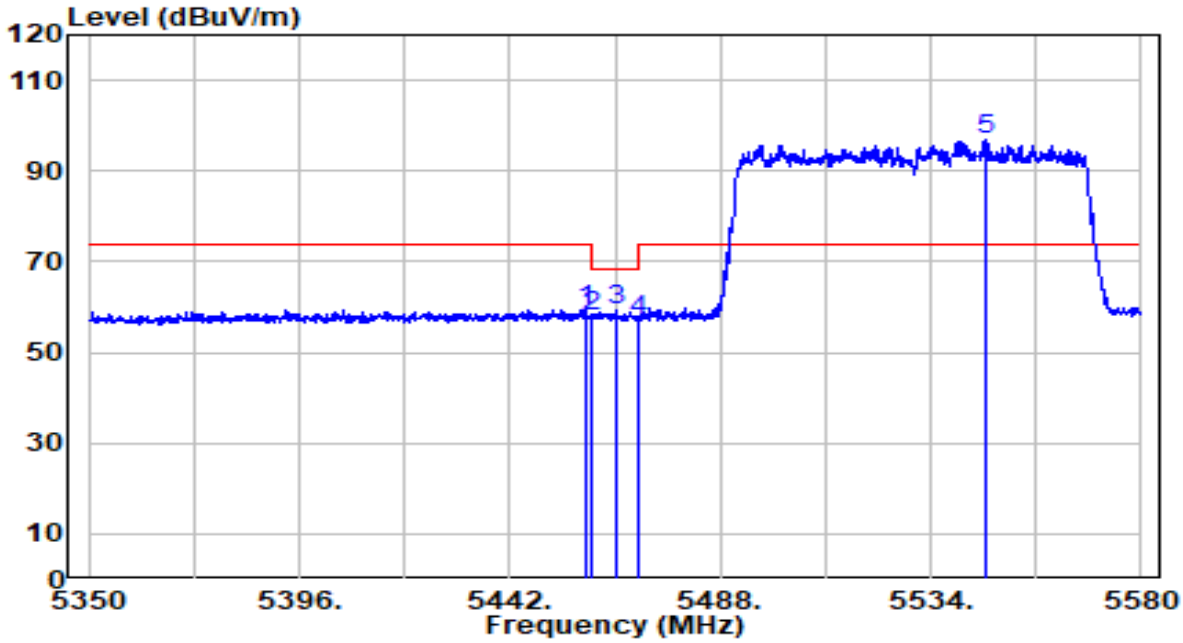

No		Frequency (MHz)	Reading (dBuV)	C.F (dB)	Measurement (dBuV/m)	Margin (dB)	Limit (dBuV/m)	Remark (QP/PK/AV)
1		5458.790	39.27	20.23	59.49	-14.51	74.00	Peak
2		5460.000	37.69	20.23	57.91	-10.29	68.20	Peak
3		5465.345	39.18	20.23	59.42	-8.78	68.20	Peak
4		5470.000	36.96	20.24	57.20	-11.00	68.20	Peak
5	*	5546.305	76.32	20.42	96.74	N/A	N/A	Peak

Note:

1. " *", means this data is the worst emission level.
2. C.F (Correction Factor) = Antenna Factor (dB)+ Cable Loss (dB)- Preamplifier(dB)+16db attenuation.
3. Measurement(dBuV/m) = Reading(dBuV) + C.F (Correction Factor).
4.The emission levels of other frequencies are very lower than the limit and not show in test report.

EUT	AX5400 Wi-Fi 6 Router	Date of Test	2020-09-27
Factor	BBHA 9120D (1GHz~18GHz)_2020	Temp. / Humidity	25°C/37%
Polarity	Horizontal	Site / Test Engineer	AC1 / 120V/60Hz
Test Mode	Transmit by 802.11ac-VHT80 at Channel 5530MHz (CDD Mode)	Test Voltage	120V/60Hz

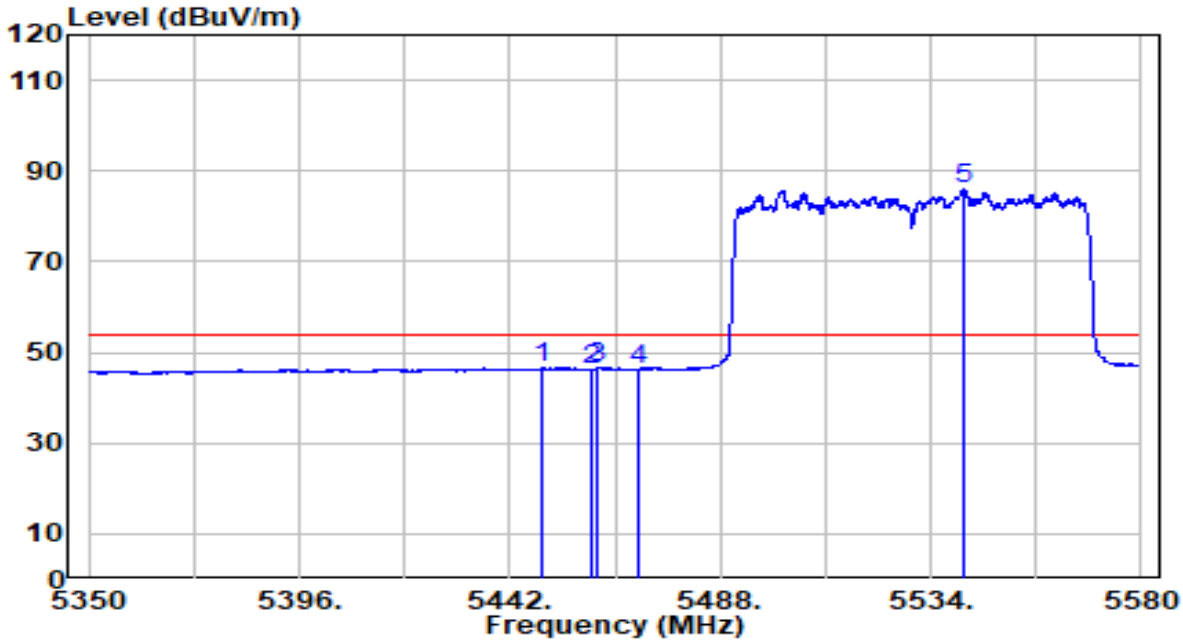

No		Frequency (MHz)	Reading (dBuV)	C.F (dB)	Measurement (dBuV/m)	Margin (dB)	Limit (dBuV/m)	Remark (QP/PK/AV)
1		5449.130	26.33	20.22	46.55	-7.45	54.00	Average
2		5460.000	26.05	20.23	46.28	-7.72	54.00	Average
3		5461.320	26.43	20.23	46.66	-7.34	54.00	Average
4		5470.000	26.13	20.24	46.37	-7.63	54.00	Average
5	*	5541.360	65.43	20.40	85.83	N/A	N/A	Average

Note:

1. " *", means this data is the worst emission level.
2. C.F (Correction Factor) = Antenna Factor (dB)+ Cable Loss (dB)- Preamplifier(dB)+16db attenuation.
3. Measurement(dBuV/m) = Reading(dBuV) + C.F (Correction Factor).
4.The emission levels of other frequencies are very lower than the limit and not show in test report.

EUT	AX5400 Wi-Fi 6 Router	Date of Test	2020-09-27
Factor	BBHA 9120D (1GHz~18GHz)_2020	Temp. / Humidity	25°C/37%
Polarity	Vertical	Site / Test Engineer	AC1 / 120V/60Hz
Test Mode	Transmit by 802.11ac-VHT80 at Channel 5530MHz (CDD Mode)	Test Voltage	120V/60Hz

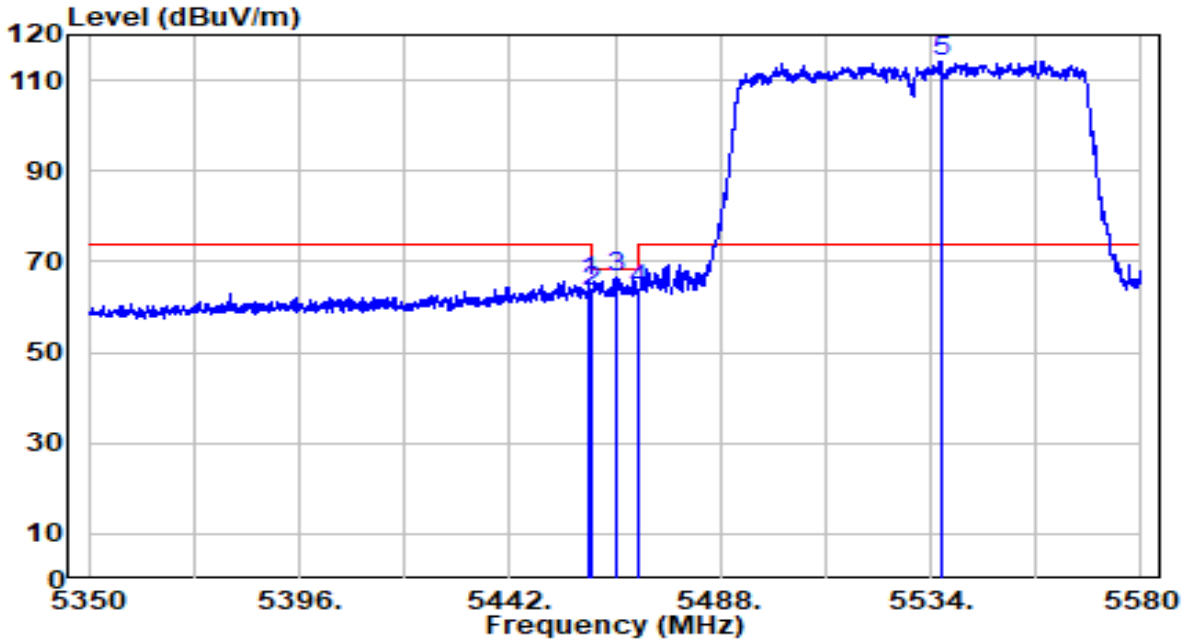

No		Frequency (MHz)	Reading (dBuV)	C.F (dB)	Measurement (dBuV/m)	Margin (dB)	Limit (dBuV/m)	Remark (QP/PK/AV)
1		5459.250	45.57	20.23	65.80	-8.20	74.00	Peak
2		5460.000	43.36	20.23	63.59	-4.61	68.20	Peak
3		5465.345	46.29	20.23	66.52	-1.68	68.20	Peak
4		5470.000	43.44	20.24	63.68	-4.52	68.20	Peak
5	*	5536.185	93.92	20.39	114.31	N/A	N/A	Peak

Note:

1. " *", means this data is the worst emission level.
2. C.F (Correction Factor) = Antenna Factor (dB)+ Cable Loss (dB)- Preamplifier(dB)+16db attenuation.
3. Measurement(dBuV/m) = Reading(dBuV) + C.F (Correction Factor).
4.The emission levels of other frequencies are very lower than the limit and not show in test report.

EUT	AX5400 Wi-Fi 6 Router	Date of Test	2020-09-27
Factor	BBHA 9120D (1GHz~18GHz)_2020	Temp. / Humidity	25°C/37%
Polarity	Vertical	Site / Test Engineer	AC1 / 120V/60Hz
Test Mode	Transmit by 802.11ac-VHT80 at Channel 5530MHz (CDD Mode)	Test Voltage	120V/60Hz

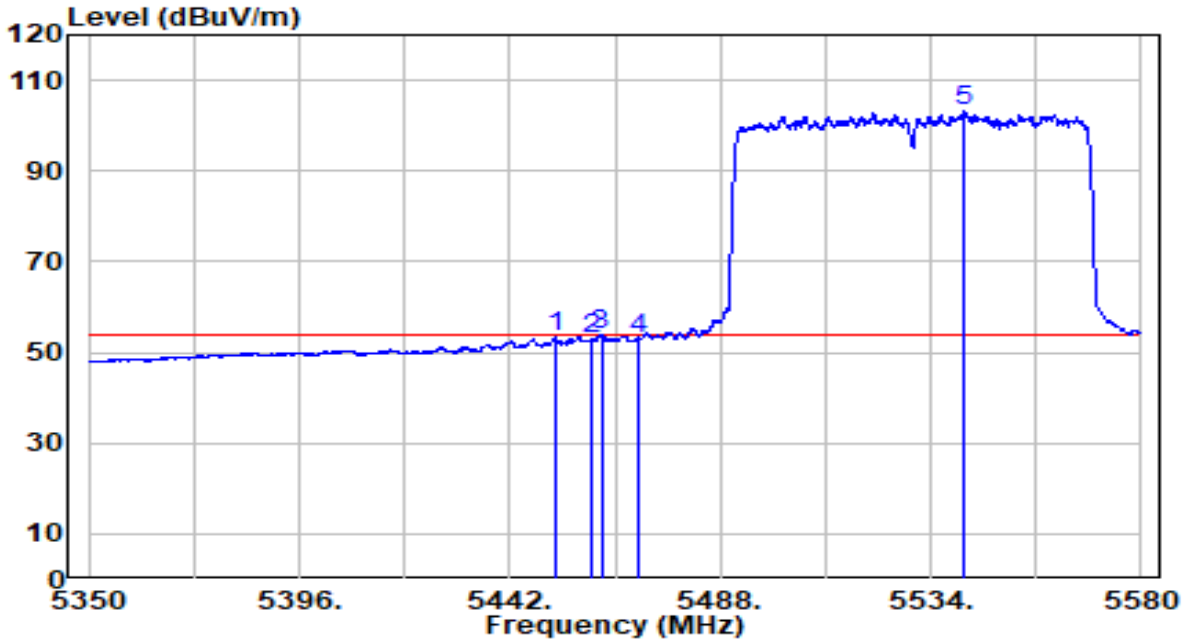

No		Frequency (MHz)	Reading (dBuV)	C.F (dB)	Measurement (dBuV/m)	Margin (dB)	Limit (dBuV/m)	Remark (QP/PK/AV)
1		5451.890	33.06	20.22	53.28	-0.72	54.00	Average
2		5460.000	32.78	20.23	53.01	-0.99	54.00	Average
3		5462.010	33.69	20.23	53.92	-0.08	54.00	Average
4		5470.000	32.74	20.24	52.98	-1.02	54.00	Average
5	*	5541.360	82.93	20.40	103.33	N/A	N/A	Average

Note:

1. " *", means this data is the worst emission level.
2. C.F (Correction Factor) = Antenna Factor (dB)+ Cable Loss (dB)- Preamplifier(dB)+16db attenuation.
3. Measurement(dBuV/m) = Reading(dBuV) + C.F (Correction Factor).
4.The emission levels of other frequencies are very lower than the limit and not show in test report.

EUT	AX5400 Wi-Fi 6 Router	Date of Test	2020-09-27
Factor	BBHA 9120D (1GHz~18GHz)_2020	Temp. / Humidity	25.6°C/42%
Polarity	Horizontal	Site / Test Engineer	AC1 / Jay Chu
Test Mode	Transmit by 802.11ac-VHT80 at channel 5610MHz (CDD Mode)	Test Voltage	120V/60Hz

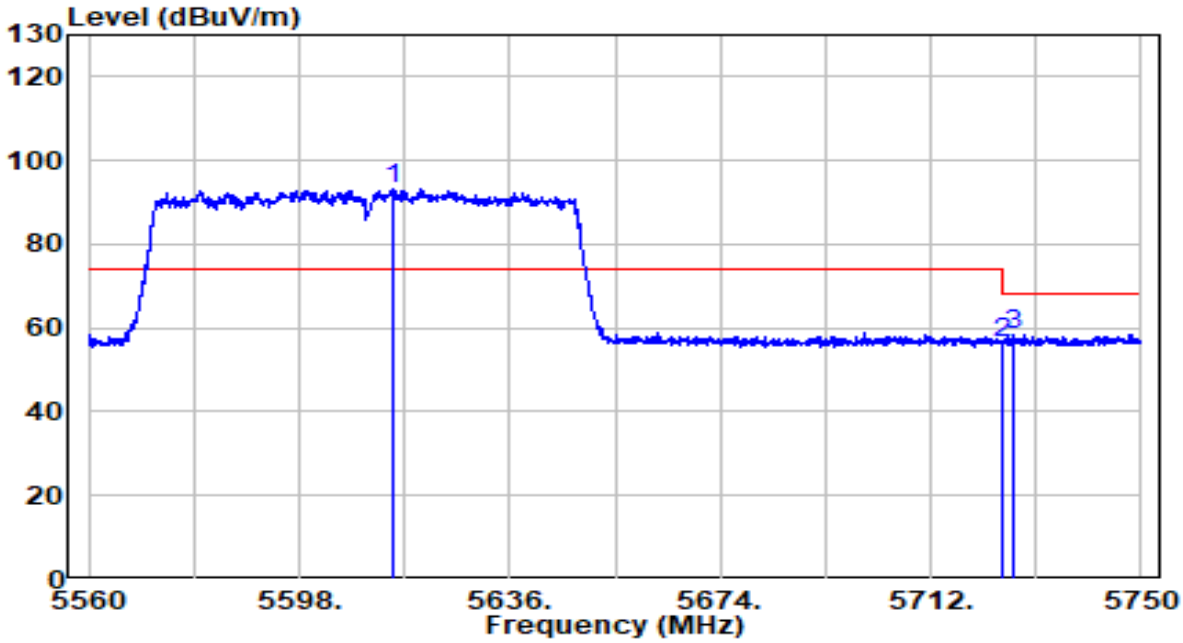

No		Frequency (MHz)	Reading (dBuV)	C.F (dB)	Measurement (dBuV/m)	Margin (dB)	Limit (dBuV/m)	Remark (QP/PK/AV)
1	*	5614.910	72.44	20.64	93.08	N/A	N/A	Peak
2		5725.000	35.33	21.00	56.33	-11.87	68.20	Peak
3		5726.725	37.50	21.00	58.50	-9.70	68.20	Peak

Note:

1. " *", means this data is the worst emission level.
2. C.F (Correction Factor) = Antenna Factor (dB)+ Cable Loss (dB)- Preamplifier(dB)+16db attenuation.
3. Measurement(dBuV/m) = Reading(dBuV) + C.F (Correction Factor).
4.The emission levels of other frequencies are very lower than the limit and not show in test report.

EUT	AX5400 Wi-Fi 6 Router	Date of Test	2020-09-27
Factor	BBHA 9120D (1GHz~18GHz)_2020	Temp. / Humidity	25.6°C/42%
Polarity	Vertical	Site / Test Engineer	AC1 / Jay Chu
Test Mode	Transmit by 802.11ac-VHT80 at channel 5610MHz (CDD Mode)	Test Voltage	120V/60Hz

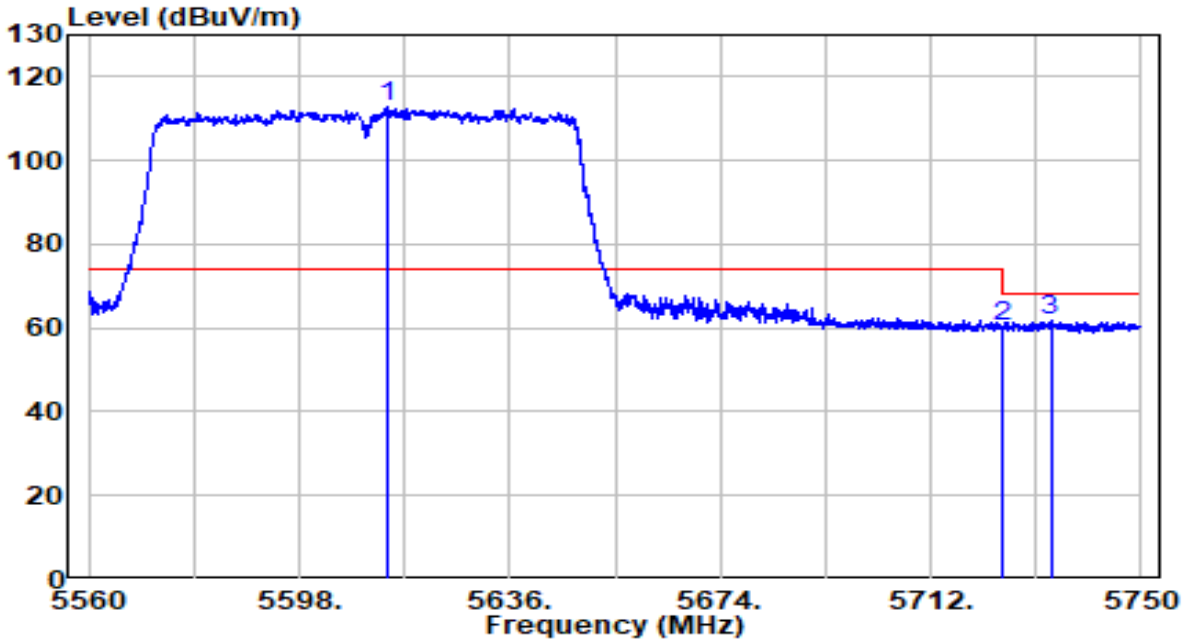

No		Frequency (MHz)	Reading (dBuV)	C.F (dB)	Measurement (dBuV/m)	Margin (dB)	Limit (dBuV/m)	Remark (QP/PK/AV)
1	*	5613.770	92.37	20.64	113.01	N/A	N/A	Peak
2		5725.000	39.41	21.00	60.41	-7.79	68.20	Peak
3		5733.660	40.73	21.03	61.75	-6.45	68.20	Peak

Note:

1. " *", means this data is the worst emission level.
2. C.F (Correction Factor) = Antenna Factor (dB)+ Cable Loss (dB)- Preamplifier(dB)+16db attenuation.
3. Measurement(dBuV/m) = Reading(dBuV) + C.F (Correction Factor).
4.The emission levels of other frequencies are very lower than the limit and not show in test report.

EUT	AX5400 Wi-Fi 6 Router	Date of Test	2020-09-28
Factor	BBHA 9120D (1GHz~18GHz)_2020	Temp. / Humidity	25°C/37%
Polarity	Horizontal	Site / Test Engineer	AC1 / 120V/60Hz
Test Mode	Transmit by 802.11ac-VHT80 at Channel 5775MHz (CDD Mode)	Test Voltage	120V/60Hz

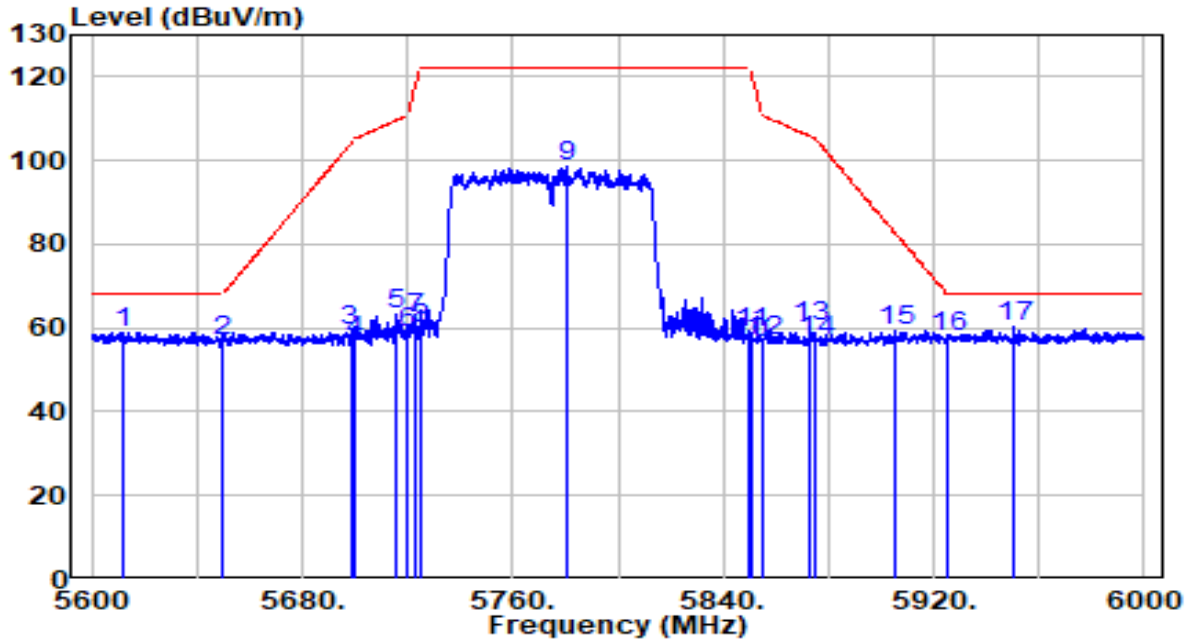

No		Frequency (MHz)	Reading (dBuV)	C.F (dB)	Measurement (dBuV/m)	Margin (dB)	Limit (dBuV/m)	Remark (QP/PK/AV)
1		5612.000	38.39	20.63	59.03	-9.17	68.20	Peak
2	0.00	5650.000	36.01	20.76	56.77	-11.43	68.20	Peak
3		5698.400	38.35	20.91	59.26	-44.76	104.02	Peak
4	0.00	5700.000	36.15	20.92	57.07	-48.13	105.20	Peak
5		5715.400	42.21	20.97	63.18	-46.33	109.51	Peak
6	0.00	5720.000	38.03	20.98	59.01	-51.79	110.80	Peak
7		5723.200	41.26	20.99	62.26	-55.84	118.10	Peak
8	0.00	5725.000	39.05	21.00	60.05	-62.15	122.20	Peak
9		5780.200	77.59	21.18	98.77	N/A	N/A	Peak
10	0.00	5850.000	35.21	21.40	56.61	-65.59	122.20	Peak
11		5850.400	37.41	21.41	58.82	-62.47	121.29	Peak
12	0.00	5855.000	35.26	21.42	56.68	-54.12	110.80	Peak
13		5873.000	38.69	21.48	60.17	-45.59	105.76	Peak
14	0.00	5875.000	35.31	21.49	56.79	-48.41	105.20	Peak
15		5905.400	37.89	21.58	59.47	-23.19	82.67	Peak

16	0.00	5925.000	36.45	21.65	58.10	-10.10	68.20	Peak
17	*	5950.400	38.49	21.73	60.22	-7.98	68.20	Peak

Note:

1. " *", means this data is the worst emission level.

2. C.F (Correction Factor) = Antenna Factor (dB)+ Cable Loss (dB)- Preamplifier(dB)+16db attenuation.

3. Measurement(dBuV/m) = Reading(dBuV) + C.F (Correction Factor).

4.The emission levels of other frequencies are very lower than the limit and not show in test report.

EUT	AX5400 Wi-Fi 6 Router	Date of Test	2020-09-28
Factor	BBHA 9120D (1GHz~18GHz)_2020	Temp. / Humidity	25°C/37%
Polarity	Vertical	Site / Test Engineer	AC1 / 120V/60Hz
Test Mode	Transmit by 802.11ac-VHT80 at Channel 5775MHz (CDD Mode)	Test Voltage	120V/60Hz

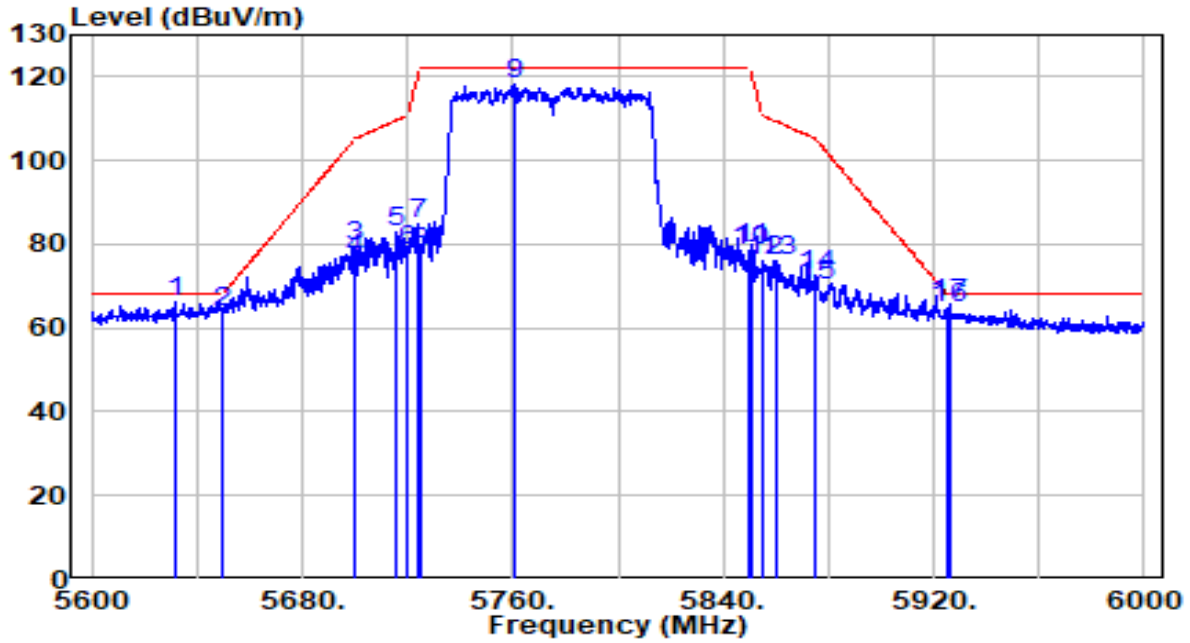

No		Frequency (MHz)	Reading (dBuV)	C.F (dB)	Measurement (dBuV/m)	Margin (dB)	Limit (dBuV/m)	Remark (QP/PK/AV)
1	*	5631.600	45.67	20.70	66.37	-1.83	68.20	Peak
2	0.00	5650.000	42.95	20.76	63.71	-4.49	68.20	Peak
3		5699.800	58.71	20.92	79.63	-25.42	105.05	Peak
4	0.00	5700.000	55.58	20.92	76.50	-28.70	105.20	Peak
5		5715.800	61.91	20.97	82.88	-26.74	109.63	Peak
6	0.00	5720.000	57.60	20.98	78.58	-32.22	110.80	Peak
7		5724.200	63.67	21.00	84.66	-35.71	120.38	Peak
8	0.00	5725.000	56.91	21.00	77.91	-44.29	122.20	Peak
9		5761.000	96.96	21.12	118.07	N/A	N/A	Peak
10	0.00	5850.000	57.10	21.40	78.50	-43.70	122.20	Peak
11		5850.800	57.80	21.41	79.21	-41.17	120.38	Peak
12	0.00	5855.000	54.44	21.42	75.86	-34.94	110.80	Peak
13		5860.600	54.64	21.44	76.08	-33.15	109.23	Peak
14		5874.800	51.14	21.48	72.62	-32.63	105.26	Peak
15	0.00	5875.000	48.89	21.49	70.37	-34.83	105.20	Peak

16	0.00	5925.000	42.88	21.65	64.53	-3.67	68.20	Peak
17		5925.800	43.99	21.65	65.64	-2.56	68.20	Peak

Note:

1. " *", means this data is the worst emission level.

2. C.F (Correction Factor) = Antenna Factor (dB)+ Cable Loss (dB)- Preamplifier(dB)+16db attenuation.

3. Measurement(dBuV/m) = Reading(dBuV) + C.F (Correction Factor).

4.The emission levels of other frequencies are very lower than the limit and not show in test report.

EUT	AX5400 Wi-Fi 6 Router	Date of Test	2020-09-27
Factor	BBHA 9120D (1GHz~18GHz)_2020	Temp. / Humidity	25.6°C/42%
Polarity	Horizontal	Site / Test Engineer	AC1 / Jay Chu
Test Mode	Transmit by 802.11ac-VHT160 at channel 5250MHz (CDD Mode)	Test Voltage	120V/60Hz

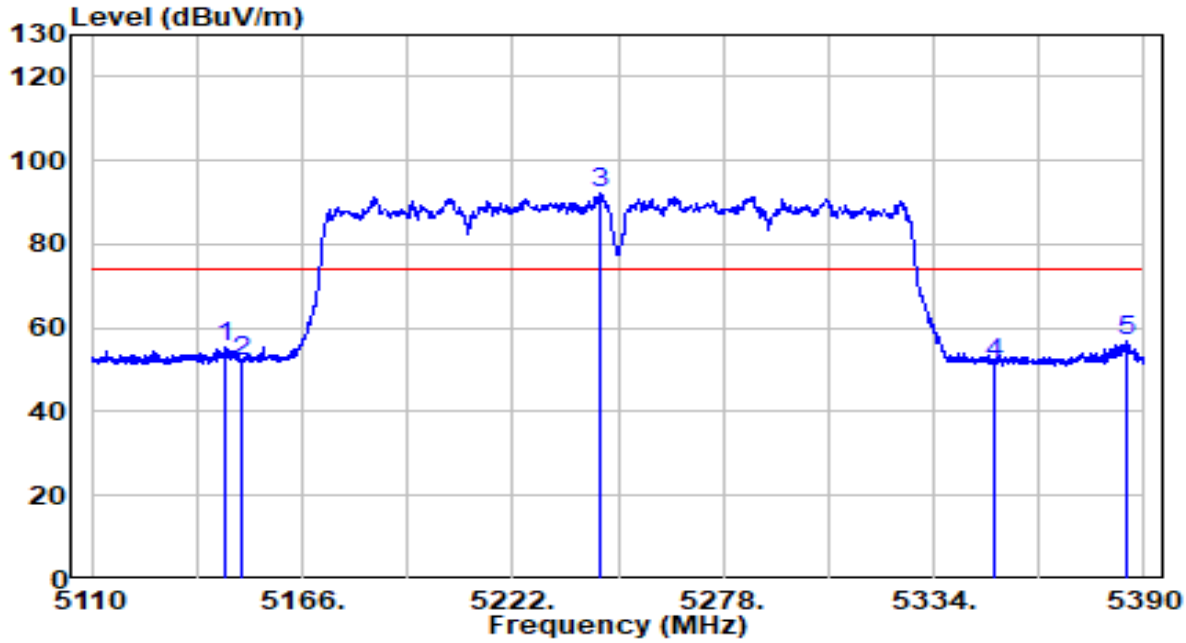

No		Frequency (MHz)	Reading (dBuV)	C.F (dB)	Measurement (dBuV/m)	Margin (dB)	Limit (dBuV/m)	Remark (QP/PK/AV)
1		5145.280	35.57	19.90	55.47	-18.53	74.00	Peak
2		5150.000	32.11	19.91	52.01	-21.99	74.00	Peak
3	*	5245.240	71.98	20.01	91.99	N/A	N/A	Peak
4		5350.000	31.42	20.11	51.54	-22.46	74.00	Peak
5		5385.520	36.75	20.15	56.90	-17.10	74.00	Peak

Note:

1. " *", means this data is the worst emission level.
2. C.F (Correction Factor) = Antenna Factor (dB)+ Cable Loss (dB)- Preamplifier(dB)+16db attenuation.
3. Measurement(dBuV/m) = Reading(dBuV) + C.F (Correction Factor).
4.The emission levels of other frequencies are very lower than the limit and not show in test report.

EUT	AX5400 Wi-Fi 6 Router	Date of Test	2020-09-27
Factor	BBHA 9120D (1GHz~18GHz)_2020	Temp. / Humidity	25.6°C/42%
Polarity	Horizontal	Site / Test Engineer	AC1 / Jay Chu
Test Mode	Transmit by 802.11ac-VHT160 at channel 5250MHz (CDD Mode)	Test Voltage	120V/60Hz

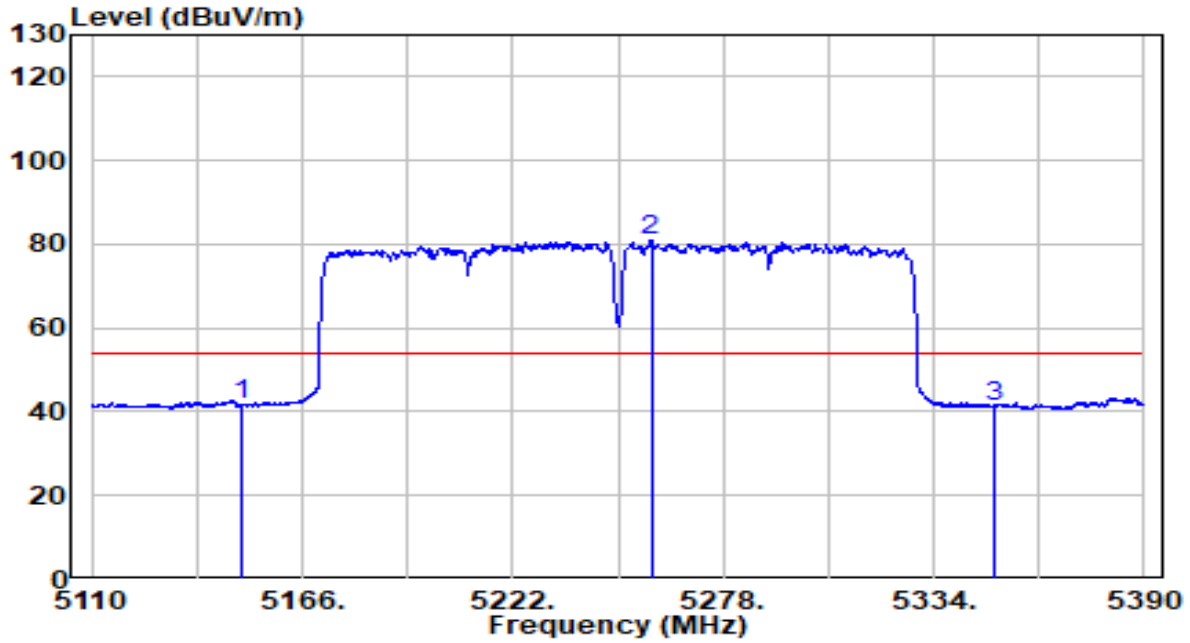

No		Frequency (MHz)	Reading (dBuV)	C.F (dB)	Measurement (dBuV/m)	Margin (dB)	Limit (dBuV/m)	Remark (QP/PK/AV)
1		5150.000	21.59	19.91	41.50	-12.50	54.00	Average
2	*	5258.820	60.73	20.02	80.75	N/A	N/A	Average
3		5350.000	21.21	20.11	41.32	-12.68	54.00	Average

Note:

1. " *", means this data is the worst emission level.
2. C.F (Correction Factor) = Antenna Factor (dB)+ Cable Loss (dB)- Preamplifier(dB)+16db attenuation.
3. Measurement(dBuV/m) = Reading(dBuV) + C.F (Correction Factor).
4.The emission levels of other frequencies are very lower than the limit and not show in test report.

EUT	AX5400 Wi-Fi 6 Router	Date of Test	2020-09-27
Factor	BBHA 9120D (1GHz~18GHz)_2020	Temp. / Humidity	25.6°C/42%
Polarity	Vertical	Site / Test Engineer	AC1 / Jay Chu
Test Mode	Transmit by 802.11ac-VHT160 at channel 5250MHz (CDD Mode)	Test Voltage	120V/60Hz

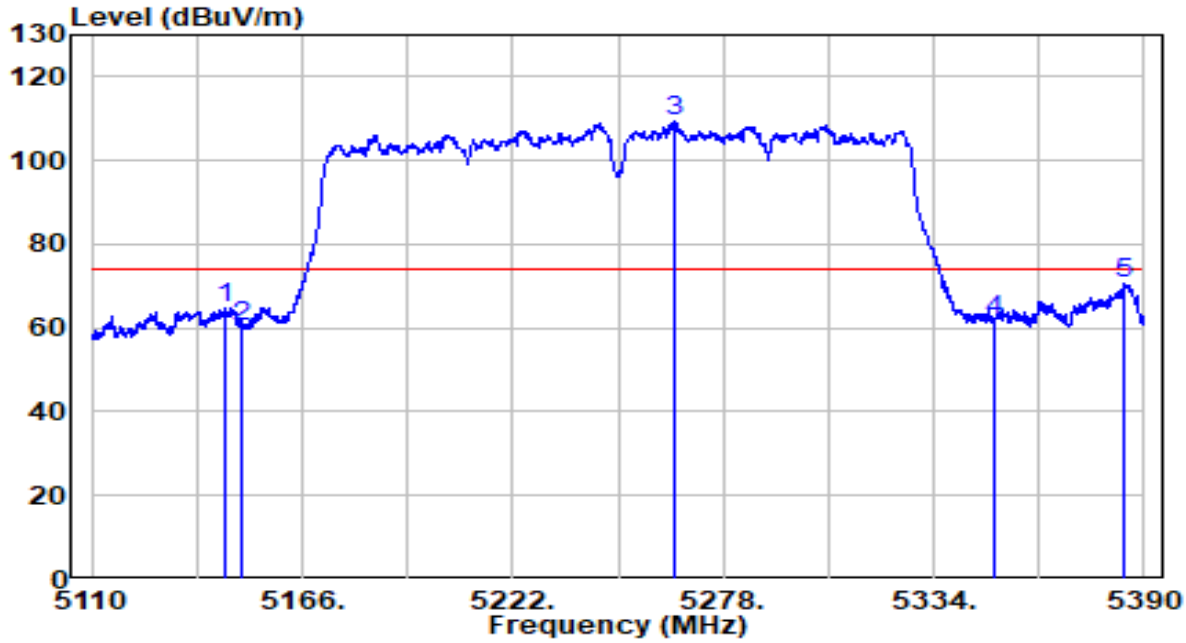

No		Frequency (MHz)	Reading (dBuV)	C.F (dB)	Measurement (dBuV/m)	Margin (dB)	Limit (dBuV/m)	Remark (QP/PK/AV)
1		5145.700	44.88	19.90	64.79	-9.21	74.00	Peak
2		5150.000	40.46	19.91	60.37	-13.63	74.00	Peak
3	*	5264.980	89.26	20.03	109.28	N/A	N/A	Peak
4		5349.960	41.51	20.11	61.63	-12.37	74.00	Peak
5		5384.960	50.39	20.15	70.54	-3.46	74.00	Peak

Note:

1. " *", means this data is the worst emission level.
2. C.F (Correction Factor) = Antenna Factor (dB)+ Cable Loss (dB)- Preamplifier(dB)+16db attenuation.
3. Measurement(dBuV/m) = Reading(dBuV) + C.F (Correction Factor).
4.The emission levels of other frequencies are very lower than the limit and not show in test report.

EUT	AX5400 Wi-Fi 6 Router	Date of Test	2020-09-27
Factor	BBHA 9120D (1GHz~18GHz)_2020	Temp. / Humidity	25.6°C/42%
Polarity	Vertical	Site / Test Engineer	AC1 / Jay Chu
Test Mode	Transmit by 802.11ac-VHT160 at channel 5250MHz (CDD Mode)	Test Voltage	120V/60Hz

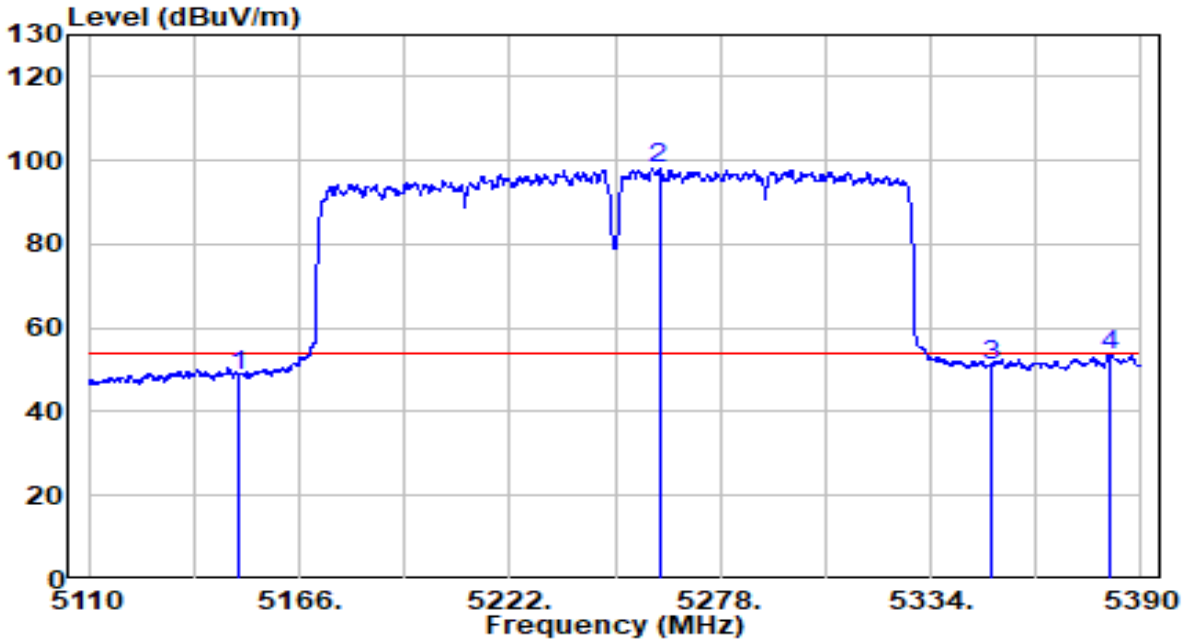

No		Frequency (MHz)	Reading (dBuV)	C.F (dB)	Measurement (dBuV/m)	Margin (dB)	Limit (dBuV/m)	Remark (QP/PK/AV)
1		5150.000	28.53	19.91	48.44	-5.56	54.00	Average
2	*	5261.760	78.24	20.02	98.27	N/A	N/A	Average
3		5350.000	31.06	20.11	51.17	-2.83	54.00	Average
4		5381.460	33.43	20.15	53.58	-0.42	54.00	Average

Note:

1. " *", means this data is the worst emission level.
2. C.F (Correction Factor) = Antenna Factor (dB)+ Cable Loss (dB)- Preamplifier(dB)+16db attenuation.
3. Measurement(dBuV/m) = Reading(dBuV) + C.F (Correction Factor).
4.The emission levels of other frequencies are very lower than the limit and not show in test report.

EUT	AX5400 Wi-Fi 6 Router	Date of Test	2020-09-27
Factor	BBHA 9120D (1GHz~18GHz)_2020	Temp. / Humidity	25.6°C/42%
Polarity	Horizontal	Site / Test Engineer	AC1 / Jay Chu
Test Mode	Transmit by 802.11ac-VHT160 at channel 5570MHz (CDD Mode)	Test Voltage	120V/60Hz

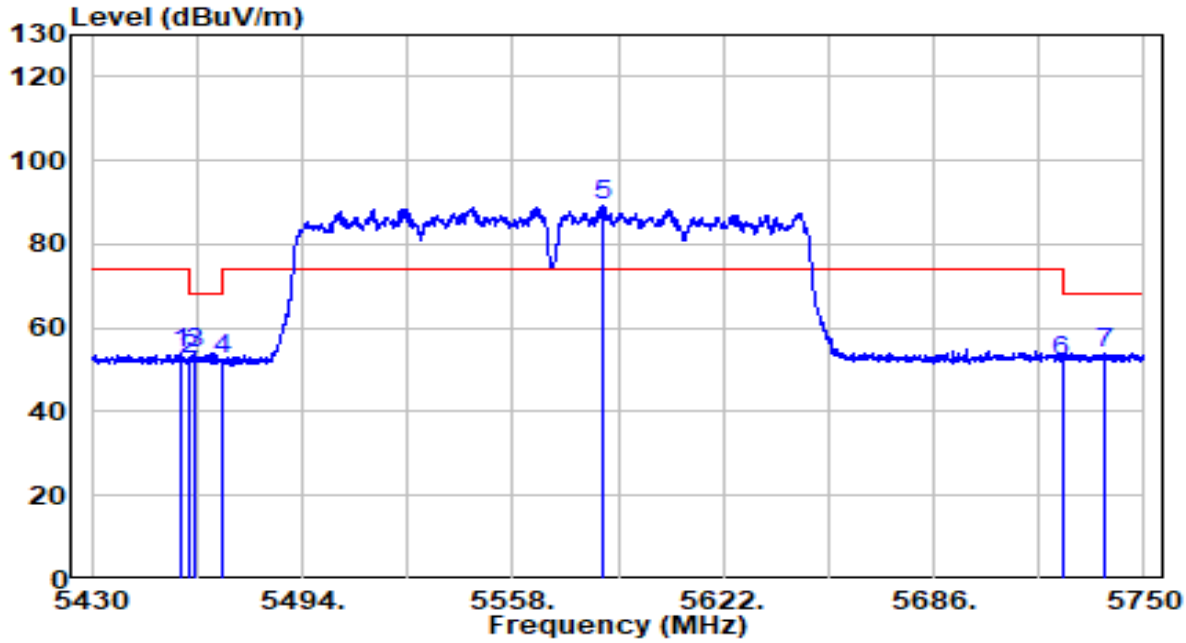

No		Frequency (MHz)	Reading (dBuV)	C.F (dB)	Measurement (dBuV/m)	Margin (dB)	Limit (dBuV/m)	Remark (QP/PK/AV)
1		5456.880	33.78	20.23	54.01	-19.99	74.00	Peak
2		5460.000	32.20	20.23	52.43	-15.77	68.20	Peak
3		5461.040	33.87	20.23	54.10	-14.10	68.20	Peak
4		5470.000	32.04	20.24	52.27	-15.93	68.20	Peak
5	*	5585.200	68.59	20.55	89.14	N/A	N/A	Peak
6		5725.000	31.20	21.00	52.20	-16.00	68.20	Peak
7		5738.000	33.15	21.04	54.19	-14.01	68.20	Peak

Note:

1. " *", means this data is the worst emission level.
2. C.F (Correction Factor) = Antenna Factor (dB)+ Cable Loss (dB)- Preamplifier(dB)+16db attenuation.
3. Measurement(dBuV/m) = Reading(dBuV) + C.F (Correction Factor).
4.The emission levels of other frequencies are very lower than the limit and not show in test report.

EUT	AX5400 Wi-Fi 6 Router	Date of Test	2020-09-27
Factor	BBHA 9120D (1GHz~18GHz)_2020	Temp. / Humidity	25.6°C/42%
Polarity	Horizontal	Site / Test Engineer	AC1 / Jay Chu
Test Mode	Transmit by 802.11ac-VHT160 at channel 5570MHz (CDD Mode)	Test Voltage	120V/60Hz

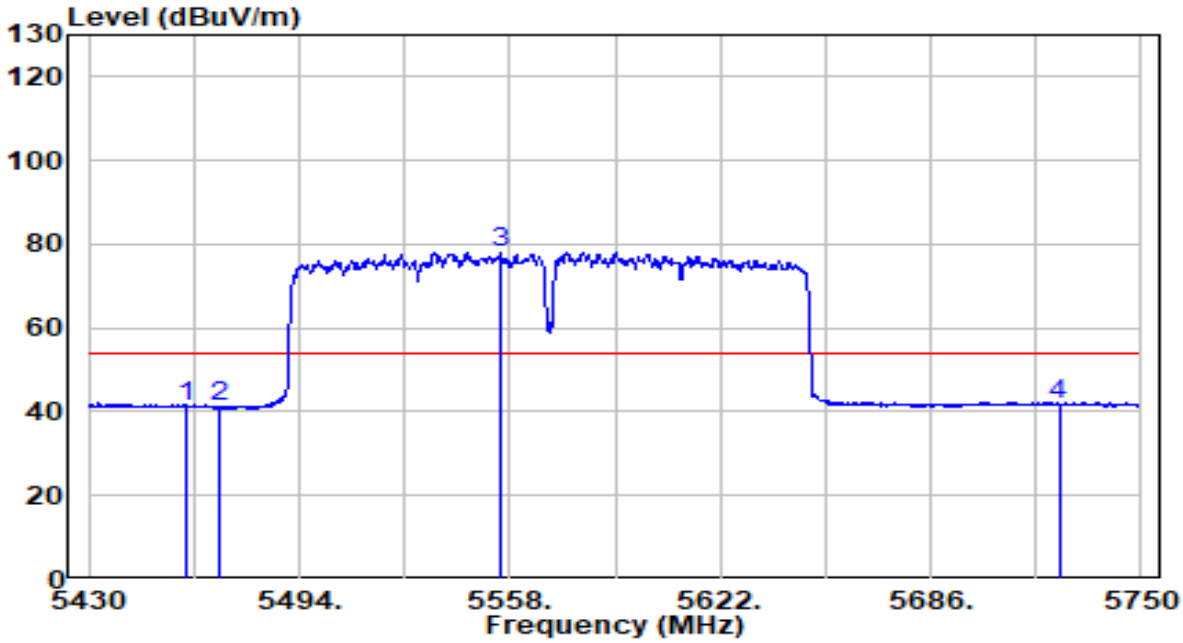

No		Frequency (MHz)	Reading (dBuV)	C.F (dB)	Measurement (dBuV/m)	Margin (dB)	Limit (dBuV/m)	Remark (QP/PK/AV)
1		5460.000	20.99	20.23	41.21	-12.79	54.00	Average
2		5470.000	20.75	20.24	40.99	-13.01	54.00	Average
3	*	5555.280	57.61	20.45	78.06	N/A	N/A	Average
4		5725.000	20.88	21.00	41.88	-12.12	54.00	Average

Note:

1. " *", means this data is the worst emission level.
2. C.F (Correction Factor) = Antenna Factor (dB)+ Cable Loss (dB)- Preamplifier(dB)+16db attenuation.
3. Measurement(dBuV/m) = Reading(dBuV) + C.F (Correction Factor).
4.The emission levels of other frequencies are very lower than the limit and not show in test report.

EUT	AX5400 Wi-Fi 6 Router	Date of Test	2020-09-27
Factor	BBHA 9120D (1GHz~18GHz)_2020	Temp. / Humidity	25.6°C/42%
Polarity	Vertical	Site / Test Engineer	AC1 / Jay Chu
Test Mode	Transmit by 802.11ac-VHT160 at channel 5570MHz (CDD Mode)	Test Voltage	120V/60Hz

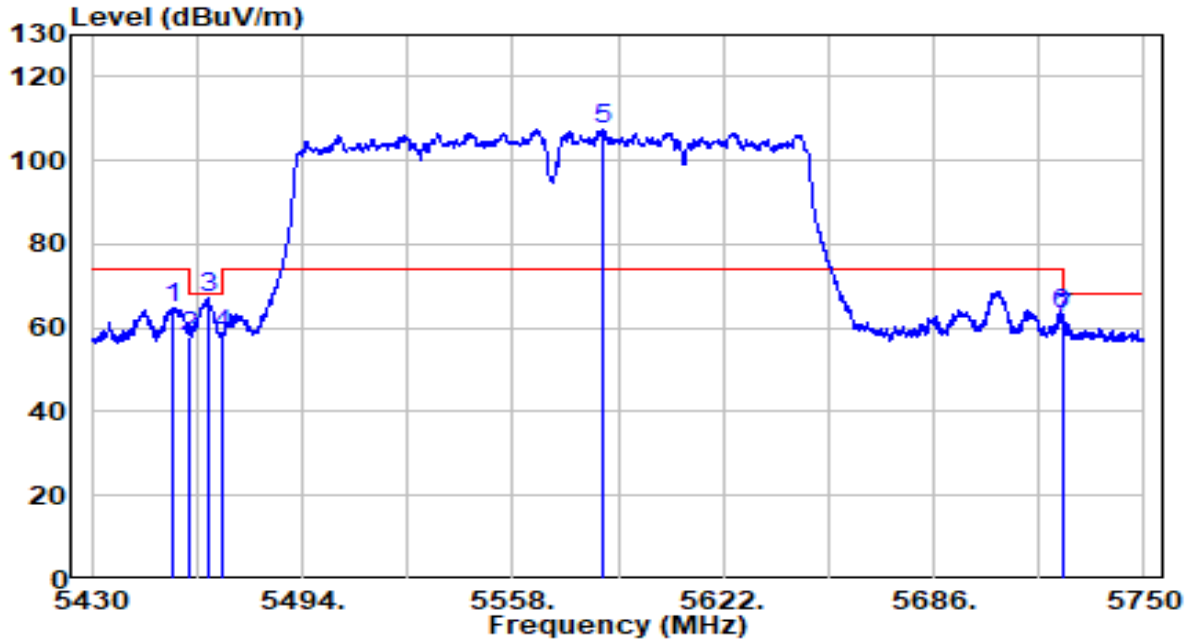

No		Frequency (MHz)	Reading (dBuV)	C.F (dB)	Measurement (dBuV/m)	Margin (dB)	Limit (dBuV/m)	Remark (QP/PK/AV)
1		5454.480	44.72	20.22	64.94	-9.06	74.00	Peak
2		5460.000	37.85	20.23	58.08	-10.12	68.20	Peak
3		5465.360	47.21	20.23	67.44	-0.76	68.20	Peak
4		5470.000	38.12	20.24	58.36	-9.84	68.20	Peak
5	*	5585.520	87.10	20.55	107.65	N/A	N/A	Peak
6		5725.000	42.05	21.00	63.05	-5.15	68.20	Peak
7		5725.200	41.35	21.00	62.35	-5.85	68.20	Peak

Note:

1. " *", means this data is the worst emission level.
2. C.F (Correction Factor) = Antenna Factor (dB)+ Cable Loss (dB)- Preamplifier(dB)+16db attenuation.
3. Measurement(dBuV/m) = Reading(dBuV) + C.F (Correction Factor).
4.The emission levels of other frequencies are very lower than the limit and not show in test report.

EUT	AX5400 Wi-Fi 6 Router	Date of Test	2020-09-27
Factor	BBHA 9120D (1GHz~18GHz)_2020	Temp. / Humidity	25.6°C/42%
Polarity	Vertical	Site / Test Engineer	AC1 / Jay Chu
Test Mode	Transmit by 802.11ac-VHT160 at channel 5570MHz (CDD Mode)	Test Voltage	120V/60Hz

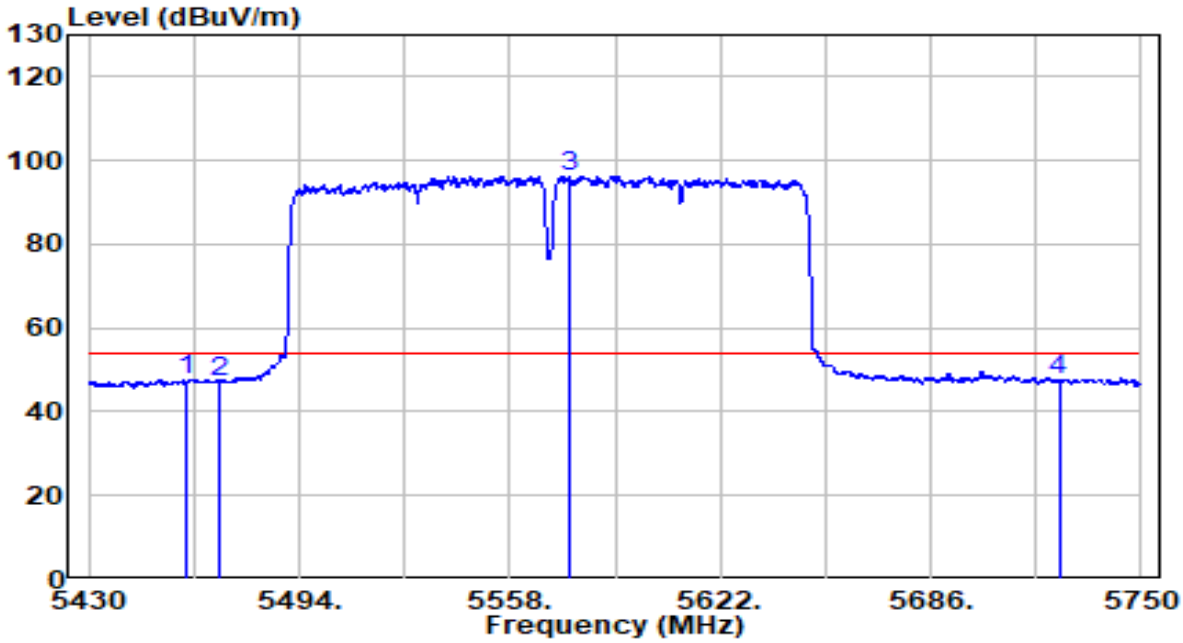

No		Frequency (MHz)	Reading (dBuV)	C.F (dB)	Measurement (dBuV/m)	Margin (dB)	Limit (dBuV/m)	Remark (QP/PK/AV)
1		5460.000	27.42	20.23	47.65	-6.35	54.00	Average
2		5470.000	26.99	20.24	47.23	-6.77	54.00	Average
3	*	5576.080	75.74	20.52	96.26	N/A	N/A	Average
4		5725.000	26.41	21.00	47.41	-6.59	54.00	Average

Note:

1. " *", means this data is the worst emission level.
2. C.F (Correction Factor) = Antenna Factor (dB)+ Cable Loss (dB)- Preamplifier(dB)+16db attenuation.
3. Measurement(dBuV/m) = Reading(dBuV) + C.F (Correction Factor).
4.The emission levels of other frequencies are very lower than the limit and not show in test report.

EUT	AX5400 Wi-Fi 6 Router	Date of Test	2020-09-27
Factor	BBHA 9120D (1GHz~18GHz)_2020	Temp. / Humidity	27°C/46.3%
Polarity	Horizontal	Site / Test Engineer	AC1 / Jay Chu
Test Mode	Transmit by 802.11ax-HE20 at Channel 5180MHz (CDD Mode)	Test Voltage	120V/60Hz

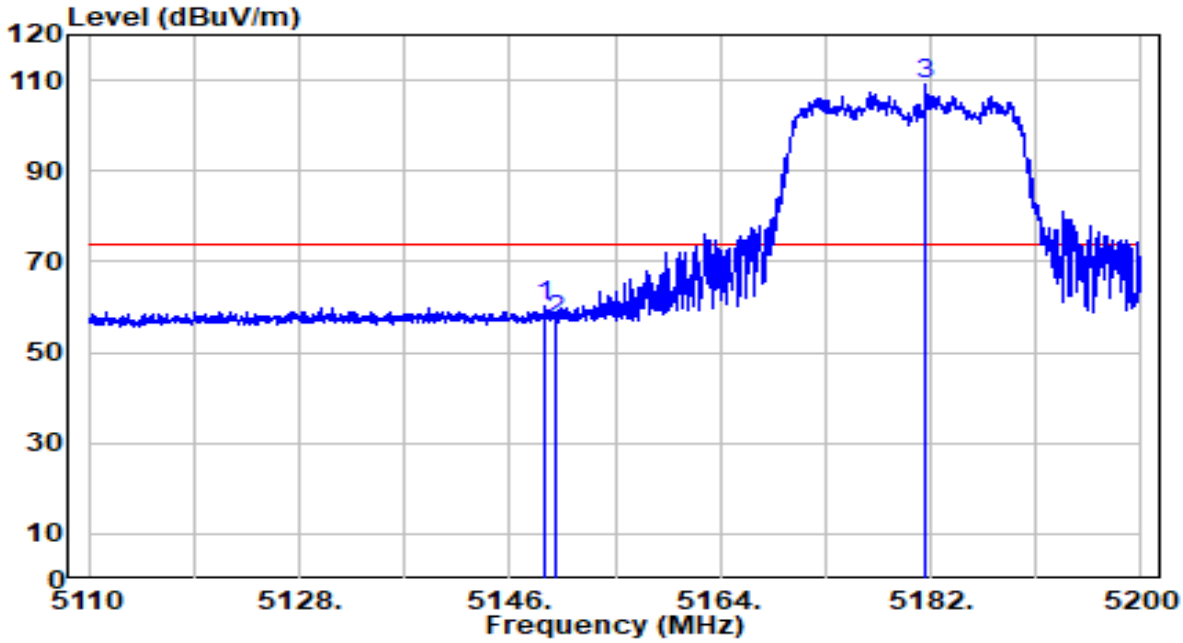

No		Frequency (MHz)	Reading (dBuV)	C.F (dB)	Measurement (dBuV/m)	Margin (dB)	Limit (dBuV/m)	Remark (QP/PK/AV)
1		5148.970	40.11	19.90	60.02	-13.98	74.00	Peak
2		5150.000	37.22	19.91	57.13	-16.87	74.00	Peak
3	*	5181.595	89.02	19.94	108.96	N/A	N/A	Peak

Note:

1. " *", means this data is the worst emission level.
2. C.F (Correction Factor) = Antenna Factor (dB)+ Cable Loss (dB)- Preamplifier(dB)+16db attenuation.
3. Measurement(dBuV/m) = Reading(dBuV) + C.F (Correction Factor).
4.The emission levels of other frequencies are very lower than the limit and not show in test report.

EUT	AX5400 Wi-Fi 6 Router	Date of Test	2020-09-27
Factor	BBHA 9120D (1GHz~18GHz)_2020	Temp. / Humidity	27°C/46.3%
Polarity	Horizontal	Site / Test Engineer	AC1 / Jay Chu
Test Mode	Transmit by 802.11ax-HE20 at Channel 5180MHz (CDD Mode)	Test Voltage	120V/60Hz

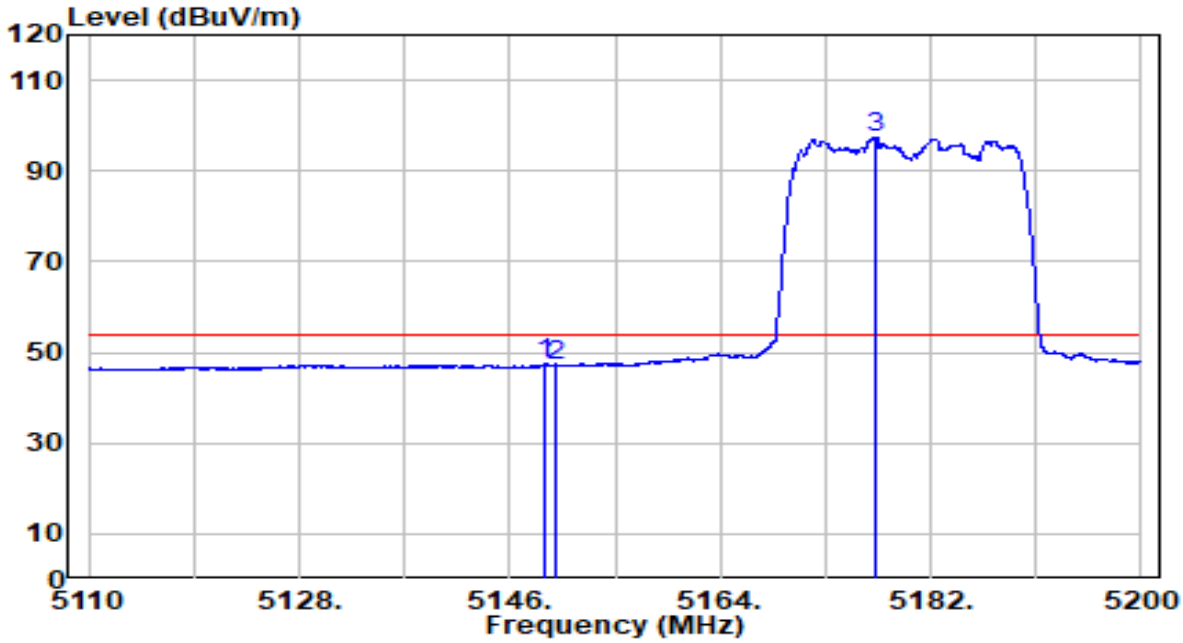

No		Frequency (MHz)	Reading (dBuV)	C.F (dB)	Measurement (dBuV/m)	Margin (dB)	Limit (dBuV/m)	Remark (QP/PK/AV)
1		5149.015	27.48	19.90	47.39	-6.61	54.00	Average
2		5150.000	27.37	19.91	47.27	-6.73	54.00	Average
3	*	5177.275	77.48	19.93	97.41	N/A	N/A	Average

Note:

1. " *", means this data is the worst emission level.
2. C.F (Correction Factor) = Antenna Factor (dB)+ Cable Loss (dB)- Preamplifier(dB)+16db attenuation.
3. Measurement(dBuV/m) = Reading(dBuV) + C.F (Correction Factor).
4.The emission levels of other frequencies are very lower than the limit and not show in test report.