EUT	AX5400 Wi-Fi 6 Router	Date of Test	2020-09-27
Factor	BBHA 9120D (1GHz~18GHz)_2020	Temp. / Humidity	27°C/46.3%
Polarity	Vertical	Site / Test Engineer	AC1 / Jay Chu
Test Mode	Transmit by 802.11ax-HE20 at Channel 5180MHz (CDD Mode)	Test Voltage	120V/60Hz

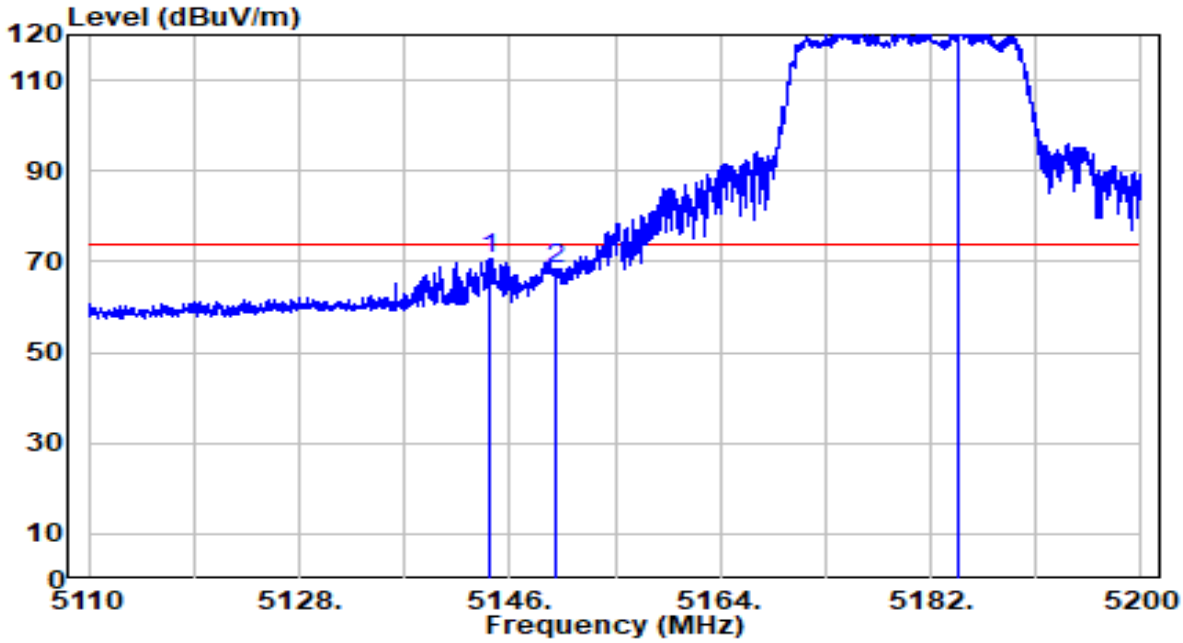

No		Frequency (MHz)	Reading (dBuV)	C.F (dB)	Measurement (dBuV/m)	Margin (dB)	Limit (dBuV/m)	Remark (QP/PK/AV)
1		5144.335	50.72	19.90	70.62	-3.38	74.00	Peak
2		5150.000	48.38	19.91	68.29	-5.71	74.00	Peak
3	*	5184.340	103.11	19.94	123.06	N/A	N/A	Peak

Note:

1. " *", means this data is the worst emission level.
2. C.F (Correction Factor) = Antenna Factor (dB)+ Cable Loss (dB)- Preamplifier(dB)+16db attenuation.
3. Measurement(dBuV/m) = Reading(dBuV) + C.F (Correction Factor).
4.The emission levels of other frequencies are very lower than the limit and not show in test report.

EUT	AX5400 Wi-Fi 6 Router	Date of Test	2020-09-27
Factor	BBHA 9120D (1GHz~18GHz)_2020	Temp. / Humidity	27°C/46.3%
Polarity	Vertical	Site / Test Engineer	AC1 / Jay Chu
Test Mode	Transmit by 802.11ax-HE20 at Channel 5180MHz (CDD Mode)	Test Voltage	120V/60Hz

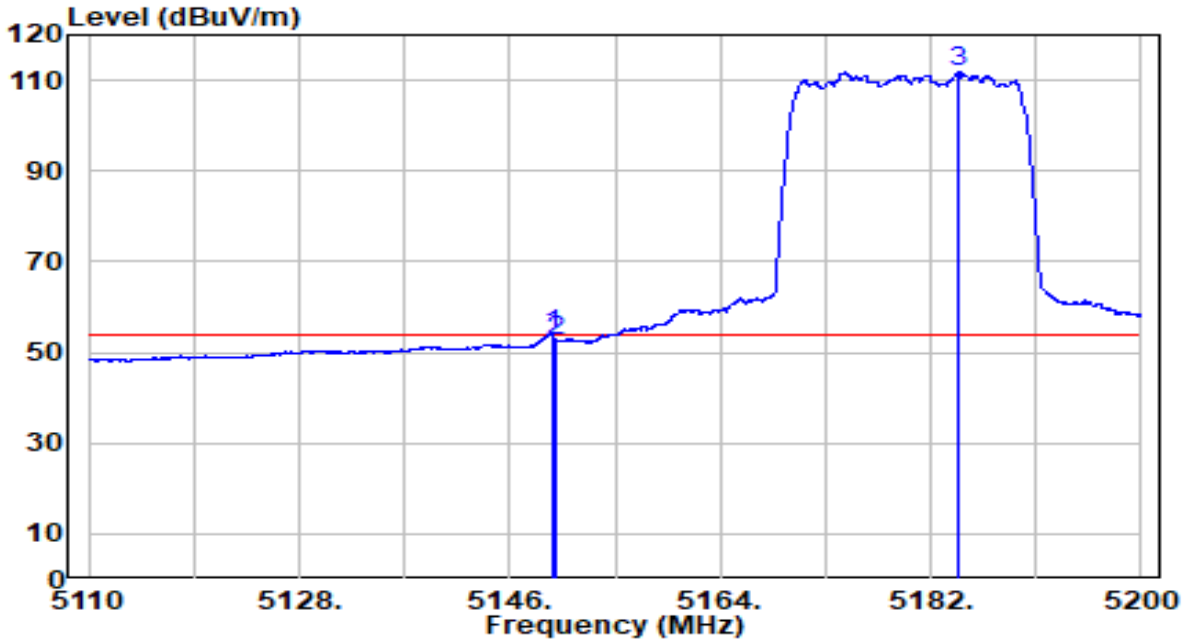

No		Frequency (MHz)	Reading (dBuV)	C.F (dB)	Measurement (dBuV/m)	Margin (dB)	Limit (dBuV/m)	Remark (QP/PK/AV)
1		5149.690	34.02	19.91	53.92	-0.08	54.00	Average
2		5150.000	32.60	19.91	52.50	-1.50	54.00	Average
3	*	5184.430	91.78	19.94	111.72	N/A	N/A	Average

Note:

1. " *", means this data is the worst emission level.
2. C.F (Correction Factor) = Antenna Factor (dB)+ Cable Loss (dB)- Preamplifier(dB)+16db attenuation.
3. Measurement(dBuV/m) = Reading(dBuV) + C.F (Correction Factor).
4.The emission levels of other frequencies are very lower than the limit and not show in test report.

EUT	AX5400 Wi-Fi 6 Router	Date of Test	2020-09-27
Factor	BBHA 9120D (1GHz~18GHz)_2020	Temp. / Humidity	27°C/46.3%
Polarity	Horizontal	Site / Test Engineer	AC1 / Jay Chu
Test Mode	Transmit by 802.11ax-HE20 at Channel 5240MHz (CDD Mode)	Test Voltage	120V/60Hz

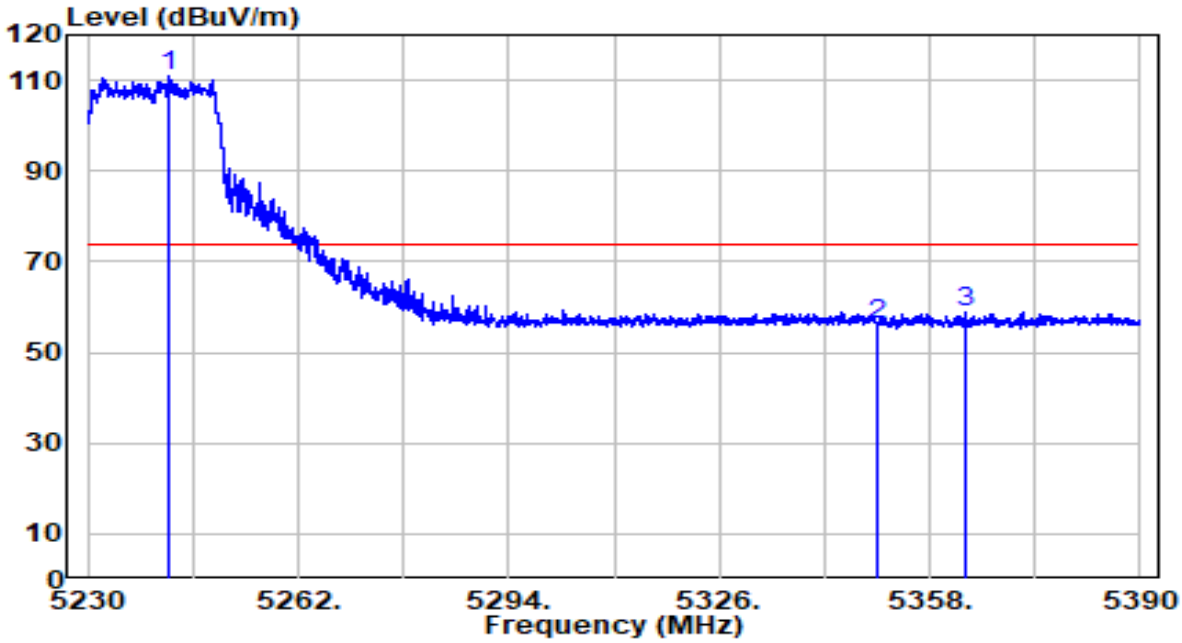

No		Frequency (MHz)	Reading (dBuV)	C.F (dB)	Measurement (dBuV/m)	Margin (dB)	Limit (dBuV/m)	Remark (QP/PK/AV)
1	*	5242.240	90.89	20.00	110.89	N/A	N/A	Peak
2		5350.000	36.09	20.11	56.21	-17.79	74.00	Peak
3		5363.280	38.91	20.13	59.03	-14.97	74.00	Peak

Note:

1. " *", means this data is the worst emission level.
2. C.F (Correction Factor) = Antenna Factor (dB)+ Cable Loss (dB)- Preamplifier(dB)+16db attenuation.
3. Measurement(dBuV/m) = Reading(dBuV) + C.F (Correction Factor).
4.The emission levels of other frequencies are very lower than the limit and not show in test report.

EUT	AX5400 Wi-Fi 6 Router	Date of Test	2020-09-27
Factor	BBHA 9120D (1GHz~18GHz)_2020	Temp. / Humidity	27°C/46.3%
Polarity	Horizontal	Site / Test Engineer	AC1 / Jay Chu
Test Mode	Transmit by 802.11ax-HE20 at Channel 5240MHz (CDD Mode)	Test Voltage	120V/60Hz

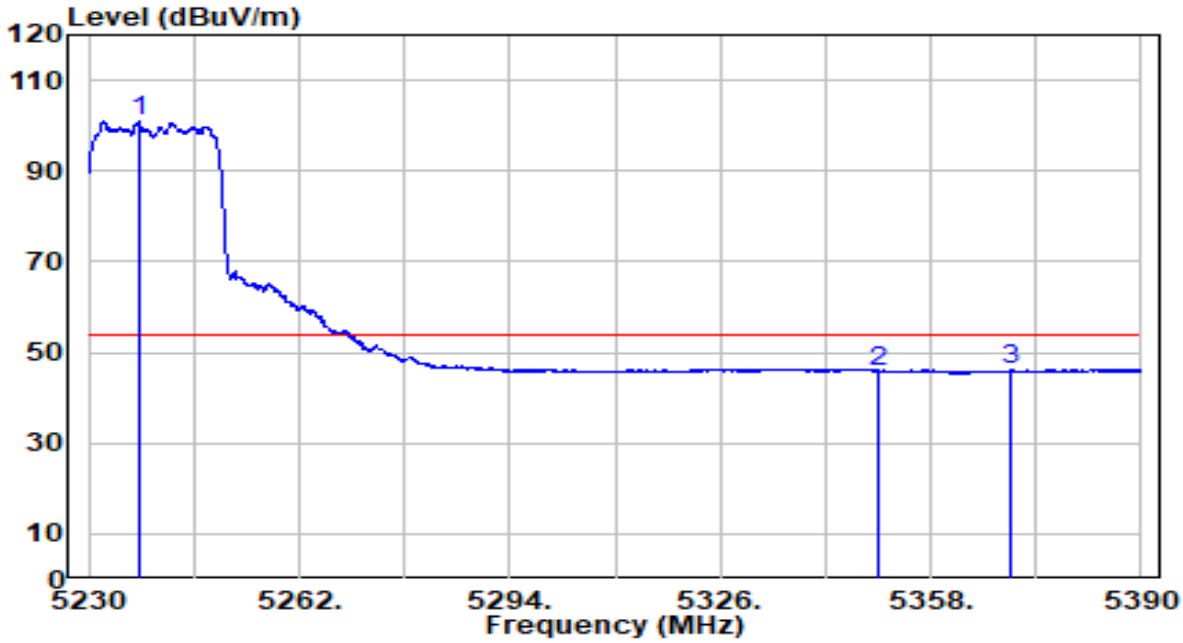

No		Frequency (MHz)	Reading (dBuV)	C.F (dB)	Measurement (dBuV/m)	Margin (dB)	Limit (dBuV/m)	Remark (QP/PK/AV)
1	*	5237.520	80.84	20.00	100.84	N/A	N/A	Average
2		5350.000	25.81	20.11	45.93	-8.07	54.00	Average
3		5370.320	26.07	20.14	46.20	-7.80	54.00	Average

Note:

1. " *", means this data is the worst emission level.
2. C.F (Correction Factor) = Antenna Factor (dB)+ Cable Loss (dB)- Preamplifier(dB)+16db attenuation.
3. Measurement(dBuV/m) = Reading(dBuV) + C.F (Correction Factor).
4.The emission levels of other frequencies are very lower than the limit and not show in test report.

EUT	AX5400 Wi-Fi 6 Router	Date of Test	2020-09-28
Factor	BBHA 9120D (1GHz~18GHz)_2020	Temp. / Humidity	27°C/46.3%
Polarity	Vertical	Site / Test Engineer	AC1 / Jay Chu
Test Mode	Transmit by 802.11ax-HE20 at Channel 5240MHz (CDD Mode)	Test Voltage	120V/60Hz

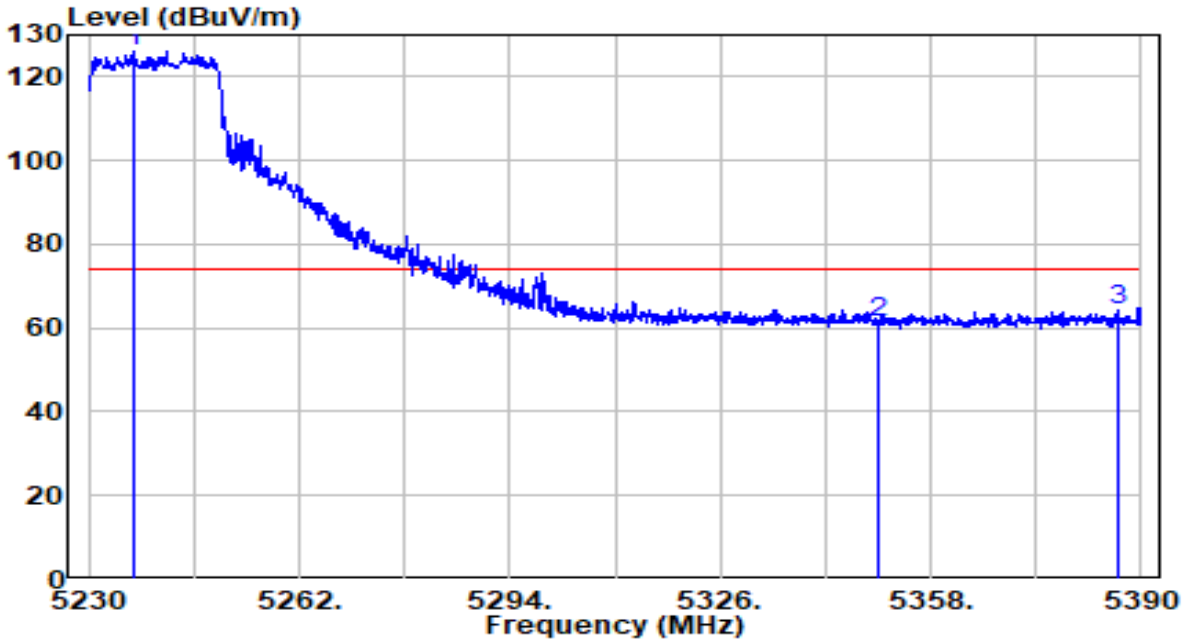

No		Frequency (MHz)	Reading (dBuV)	C.F (dB)	Measurement (dBuV/m)	Margin (dB)	Limit (dBuV/m)	Remark (QP/PK/AV)
1	*	5236.800	105.99	20.00	125.99	N/A	N/A	Peak
2		5350.000	41.24	20.11	61.35	-12.65	74.00	Peak
3		5386.480	44.06	20.15	64.21	-9.79	74.00	Peak

Note:

1. " *", means this data is the worst emission level.
2. C.F (Correction Factor) = Antenna Factor (dB)+ Cable Loss (dB)- Preamplifier(dB)+16db attenuation.
3. Measurement(dBuV/m) = Reading(dBuV) + C.F (Correction Factor).
4.The emission levels of other frequencies are very lower than the limit and not show in test report.

EUT	AX5400 Wi-Fi 6 Router	Date of Test	2020-09-28
Factor	BBHA 9120D (1GHz~18GHz)_2020	Temp. / Humidity	27°C/46.3%
Polarity	Vertical	Site / Test Engineer	AC1 / Jay Chu
Test Mode	Transmit by 802.11ax-HE20 at Channel 5240MHz (CDD Mode)	Test Voltage	120V/60Hz

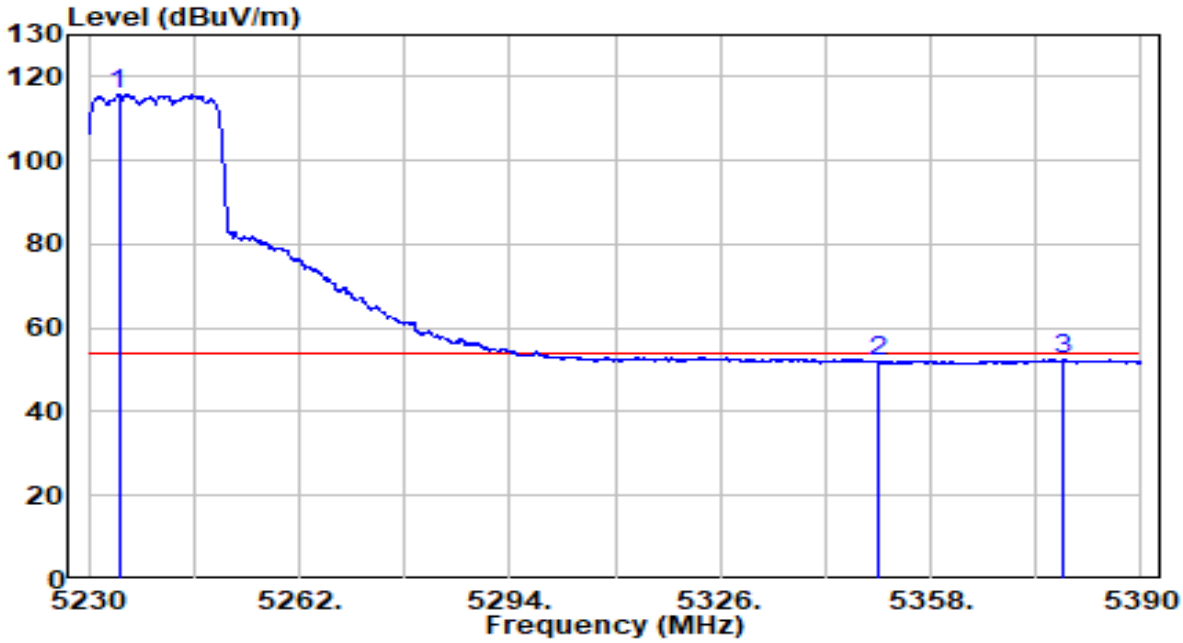

No		Frequency (MHz)	Reading (dBuV)	C.F (dB)	Measurement (dBuV/m)	Margin (dB)	Limit (dBuV/m)	Remark (QP/PK/AV)
1	*	5234.560	96.02	19.99	116.02	N/A	N/A	Average
2		5350.000	31.71	20.11	51.82	-2.18	54.00	Average
3		5378.080	32.30	20.14	52.45	-1.55	54.00	Average

Note:

1. " *", means this data is the worst emission level.
2. C.F (Correction Factor) = Antenna Factor (dB)+ Cable Loss (dB)- Preamplifier(dB)+16db attenuation.
3. Measurement(dBuV/m) = Reading(dBuV) + C.F (Correction Factor).
4.The emission levels of other frequencies are very lower than the limit and not show in test report.

EUT	AX5400 Wi-Fi 6 Router	Date of Test	2020-09-27
Factor	BBHA 9120D (1GHz~18GHz)_2020	Temp. / Humidity	25.6°C/42%
Polarity	Horizontal	Site / Test Engineer	AC1 / Jay Chu
Test Mode	Transmit by 802.11ax-HE20 at channel 5320MHz (CDD Mode)	Test Voltage	120V/60Hz

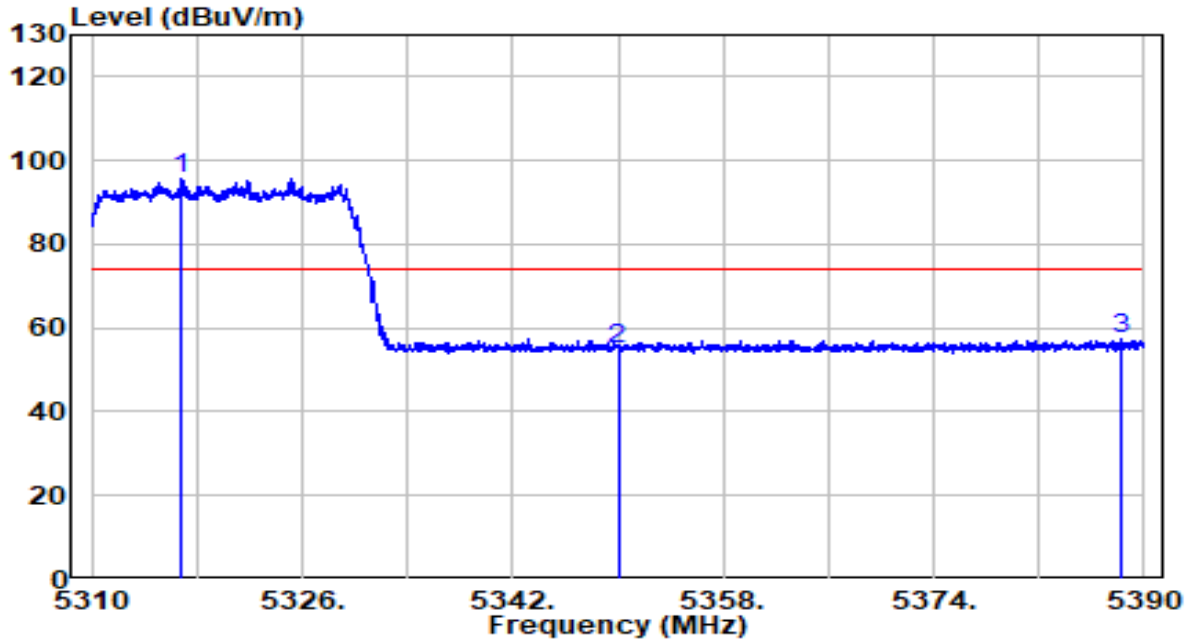

No		Frequency (MHz)	Reading (dBuV)	C.F (dB)	Measurement (dBuV/m)	Margin (dB)	Limit (dBuV/m)	Remark (QP/PK/AV)
1	*	5316.880	75.81	20.08	95.89	N/A	N/A	Peak
2		5350.000	34.59	20.11	54.70	-19.30	74.00	Peak
3		5388.280	37.21	20.15	57.36	-16.64	74.00	Peak

Note:

1. " *", means this data is the worst emission level.
2. C.F (Correction Factor) = Antenna Factor (dB)+ Cable Loss (dB)- Preamplifier(dB)+16db attenuation.
3. Measurement(dBuV/m) = Reading(dBuV) + C.F (Correction Factor).
4.The emission levels of other frequencies are very lower than the limit and not show in test report.

EUT	AX5400 Wi-Fi 6 Router	Date of Test	2020-09-27
Factor	BBHA 9120D (1GHz~18GHz)_2020	Temp. / Humidity	25.6°C/42%
Polarity	Horizontal	Site / Test Engineer	AC1 / Jay Chu
Test Mode	Transmit by 802.11ax-HE20 at channel 5320MHz (CDD Mode)	Test Voltage	120V/60Hz

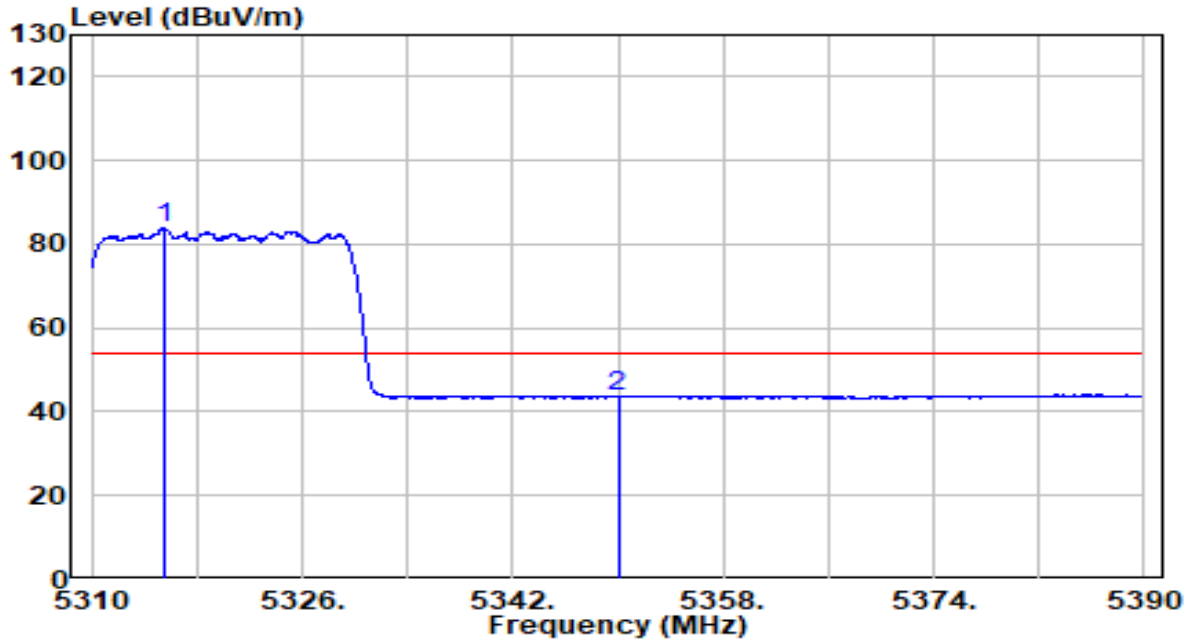

No		Frequency (MHz)	Reading (dBuV)	C.F (dB)	Measurement (dBuV/m)	Margin (dB)	Limit (dBuV/m)	Remark (QP/PK/AV)
1	*	5315.440	63.69	20.08	83.77	N/A	N/A	Average
2		5350.000	23.37	20.11	43.49	-10.51	54.00	Average

Note:

1. " *", means this data is the worst emission level.
2. C.F (Correction Factor) = Antenna Factor (dB)+ Cable Loss (dB)- Preamplifier(dB)+16db attenuation.
3. Measurement(dBuV/m) = Reading(dBuV) + C.F (Correction Factor).
4.The emission levels of other frequencies are very lower than the limit and not show in test report.

EUT	AX5400 Wi-Fi 6 Router	Date of Test	2020-09-27
Factor	BBHA 9120D (1GHz~18GHz)_2020	Temp. / Humidity	25.6°C/42%
Polarity	Vertical	Site / Test Engineer	AC1 / Jay Chu
Test Mode	Transmit by 802.11ax-HE20 at channel 5320MHz (CDD Mode)	Test Voltage	120V/60Hz

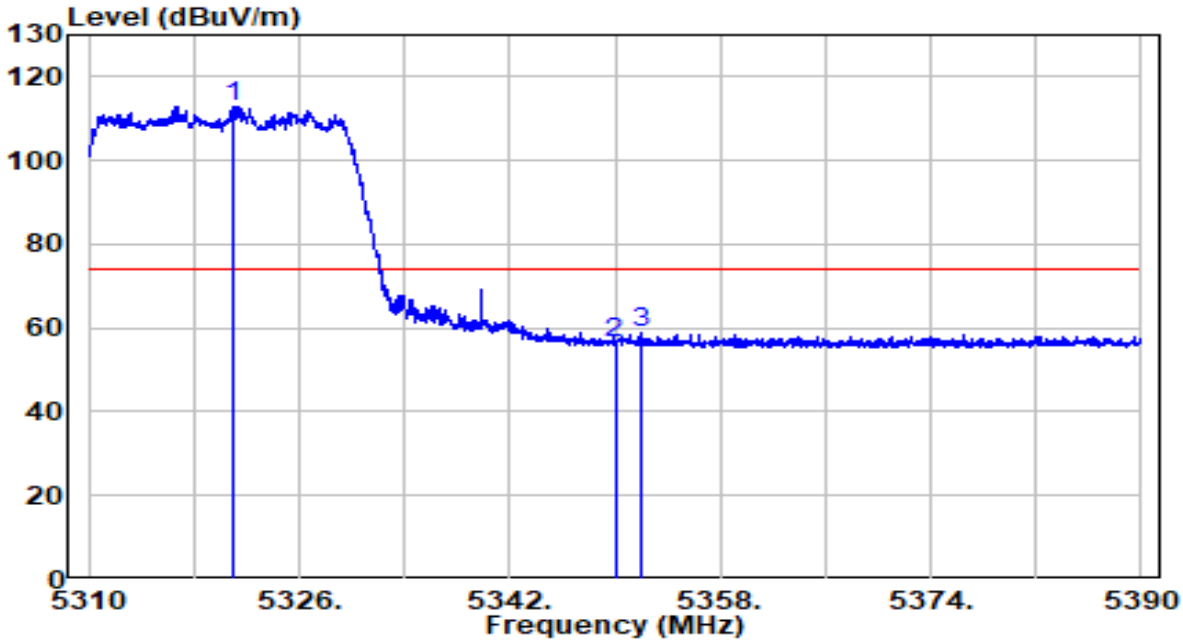

No		Frequency (MHz)	Reading (dBuV)	C.F (dB)	Measurement (dBuV/m)	Margin (dB)	Limit (dBuV/m)	Remark (QP/PK/AV)
1	*	5321.040	92.83	20.08	112.92	N/A	N/A	Peak
2		5350.000	36.45	20.11	56.56	-17.44	74.00	Peak
3		5352.000	38.67	20.12	58.78	-15.22	74.00	Peak

Note:

1. " *", means this data is the worst emission level.
2. C.F (Correction Factor) = Antenna Factor (dB)+ Cable Loss (dB)- Preamplifier(dB)+16db attenuation.
3. Measurement(dBuV/m) = Reading(dBuV) + C.F (Correction Factor).
4.The emission levels of other frequencies are very lower than the limit and not show in test report.

EUT	AX5400 Wi-Fi 6 Router	Date of Test	2020-09-27
Factor	BBHA 9120D (1GHz~18GHz)_2020	Temp. / Humidity	25.6°C/42%
Polarity	Vertical	Site / Test Engineer	AC1 / Jay Chu
Test Mode	Transmit by 802.11ax-HE20 at channel 5320MHz (CDD Mode)	Test Voltage	120V/60Hz

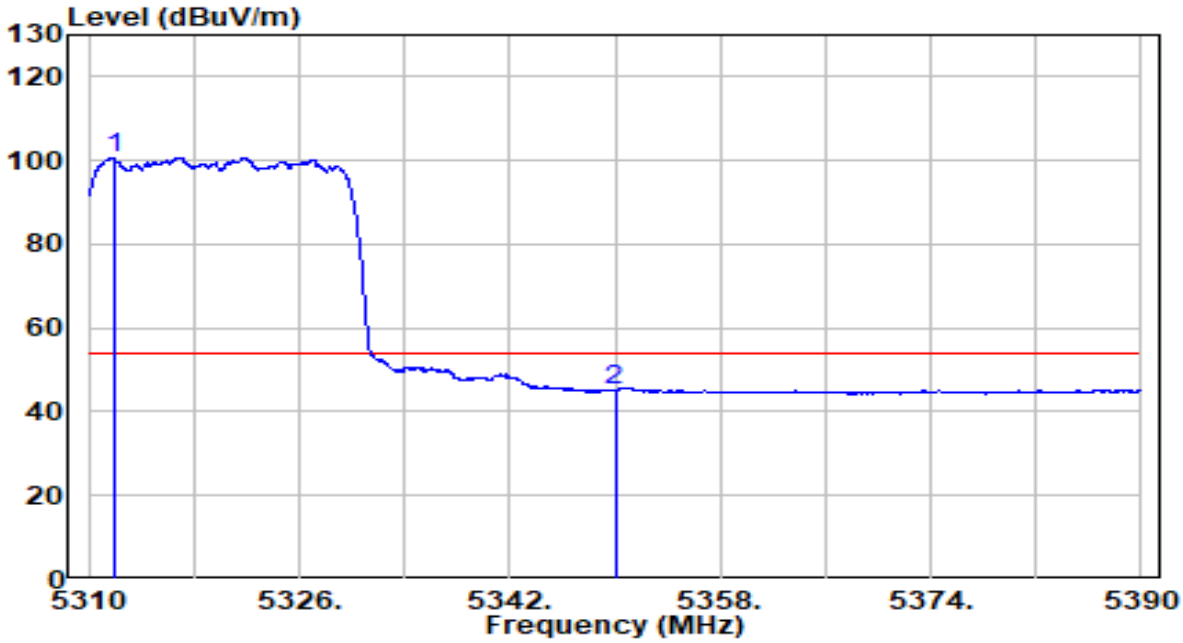

No		Frequency (MHz)	Reading (dBuV)	C.F (dB)	Measurement (dBuV/m)	Margin (dB)	Limit (dBuV/m)	Remark (QP/PK/AV)
1	*	5311.880	80.68	20.07	100.75	N/A	N/A	Average
2		5350.000	24.91	20.11	45.02	-8.98	54.00	Average

Note:

1. " *", means this data is the worst emission level.
2. C.F (Correction Factor) = Antenna Factor (dB)+ Cable Loss (dB)- Preamplifier(dB)+16db attenuation.
3. Measurement(dBuV/m) = Reading(dBuV) + C.F (Correction Factor).
4.The emission levels of other frequencies are very lower than the limit and not show in test report.

EUT	AX5400 Wi-Fi 6 Router	Date of Test	2020-09-27
Factor	BBHA 9120D (1GHz~18GHz)_2020	Temp. / Humidity	25.6°C/42%
Polarity	Horizontal	Site / Test Engineer	AC1 / Jay Chu
Test Mode	Transmit by 802.11ax-HE20 at channel 5500MHz (CDD Mode)	Test Voltage	120V/60Hz

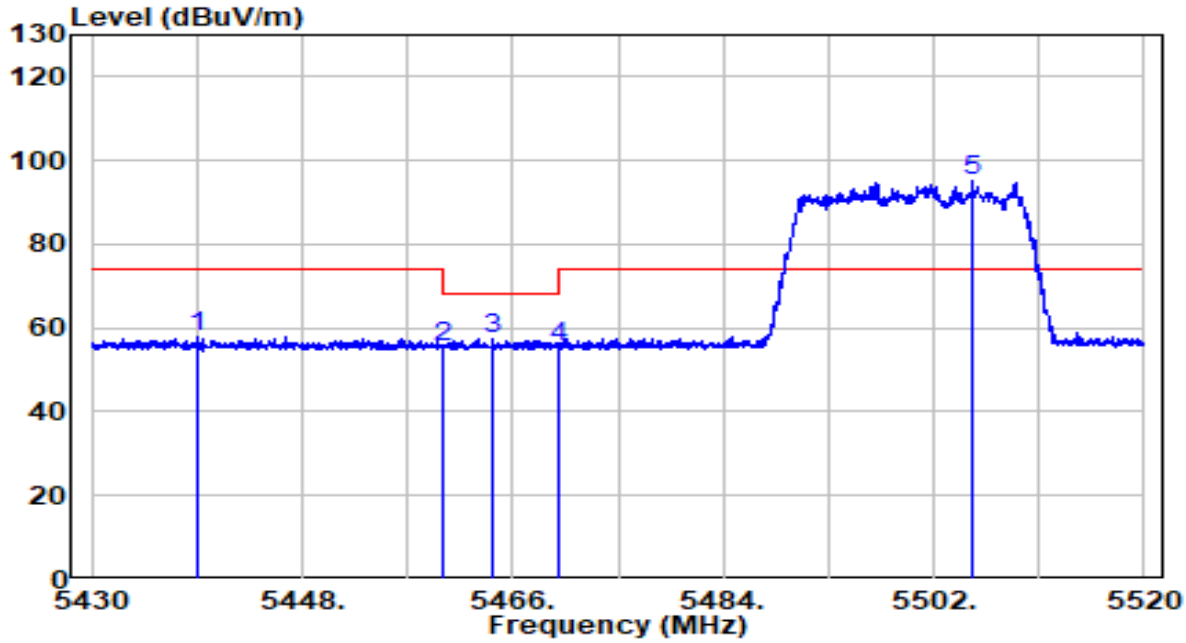

No		Frequency (MHz)	Reading (dBuV)	C.F (dB)	Measurement (dBuV/m)	Margin (dB)	Limit (dBuV/m)	Remark (QP/PK/AV)
1		5439.135	37.88	20.21	58.09	-15.91	74.00	Peak
2		5460.000	35.14	20.23	55.37	-12.83	68.20	Peak
3		5464.245	37.13	20.23	57.36	-10.84	68.20	Peak
4		5470.000	35.12	20.24	55.36	-12.84	68.20	Peak
5	*	5505.240	74.77	20.29	95.05	N/A	N/A	Peak

Note:

1. " *", means this data is the worst emission level.
2. C.F (Correction Factor) = Antenna Factor (dB)+ Cable Loss (dB)- Preamplifier(dB)+16db attenuation.
3. Measurement(dBuV/m) = Reading(dBuV) + C.F (Correction Factor).
4.The emission levels of other frequencies are very lower than the limit and not show in test report.

EUT	AX5400 Wi-Fi 6 Router	Date of Test	2020-09-27
Factor	BBHA 9120D (1GHz~18GHz)_2020	Temp. / Humidity	25.6°C/42%
Polarity	Horizontal	Site / Test Engineer	AC1 / Jay Chu
Test Mode	Transmit by 802.11ax-HE20 at channel 5500MHz (CDD Mode)	Test Voltage	120V/60Hz

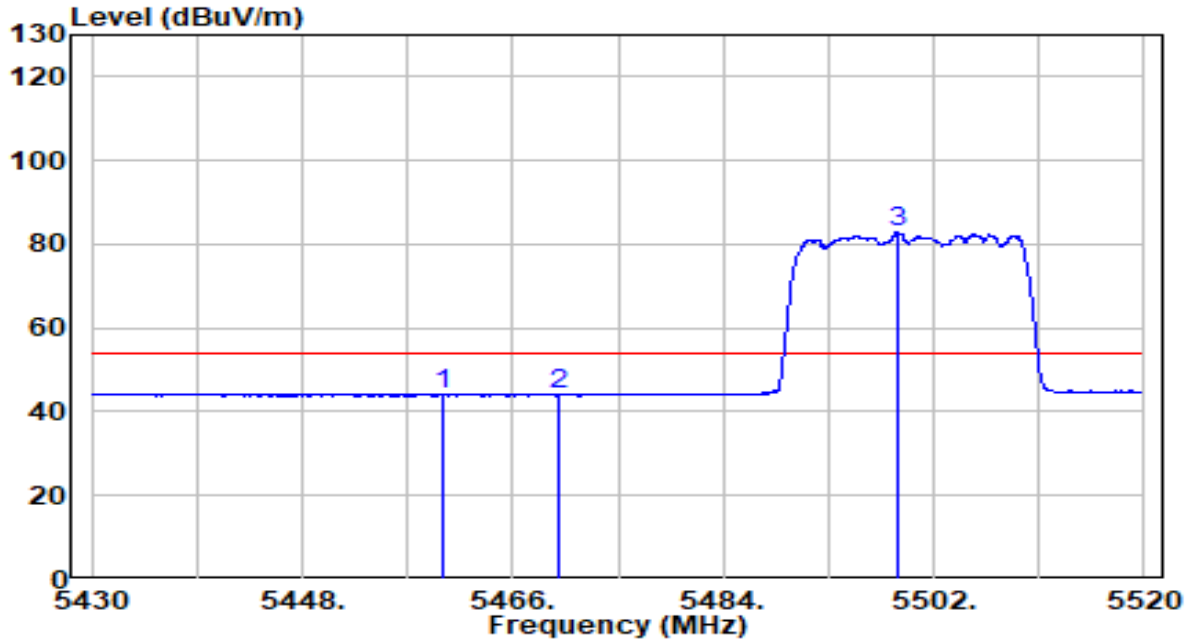

No		Frequency (MHz)	Reading (dBuV)	C.F (dB)	Measurement (dBuV/m)	Margin (dB)	Limit (dBuV/m)	Remark (QP/PK/AV)
1		5460.000	23.80	20.23	44.03	-9.97	54.00	Average
2		5470.000	23.78	20.24	44.02	-9.98	54.00	Average
3	*	5498.850	62.48	20.27	82.75	N/A	N/A	Average

Note:

1. " *", means this data is the worst emission level.
2. C.F (Correction Factor) = Antenna Factor (dB)+ Cable Loss (dB)- Preamplifier(dB)+16db attenuation.
3. Measurement(dBuV/m) = Reading(dBuV) + C.F (Correction Factor).
4.The emission levels of other frequencies are very lower than the limit and not show in test report.

EUT	AX5400 Wi-Fi 6 Router	Date of Test	2020-09-27
Factor	BBHA 9120D (1GHz~18GHz)_2020	Temp. / Humidity	25.6°C/42%
Polarity	Vertical	Site / Test Engineer	AC1 / Jay Chu
Test Mode	Transmit by 802.11ax-HE20 at channel 5500MHz (CDD Mode)	Test Voltage	120V/60Hz

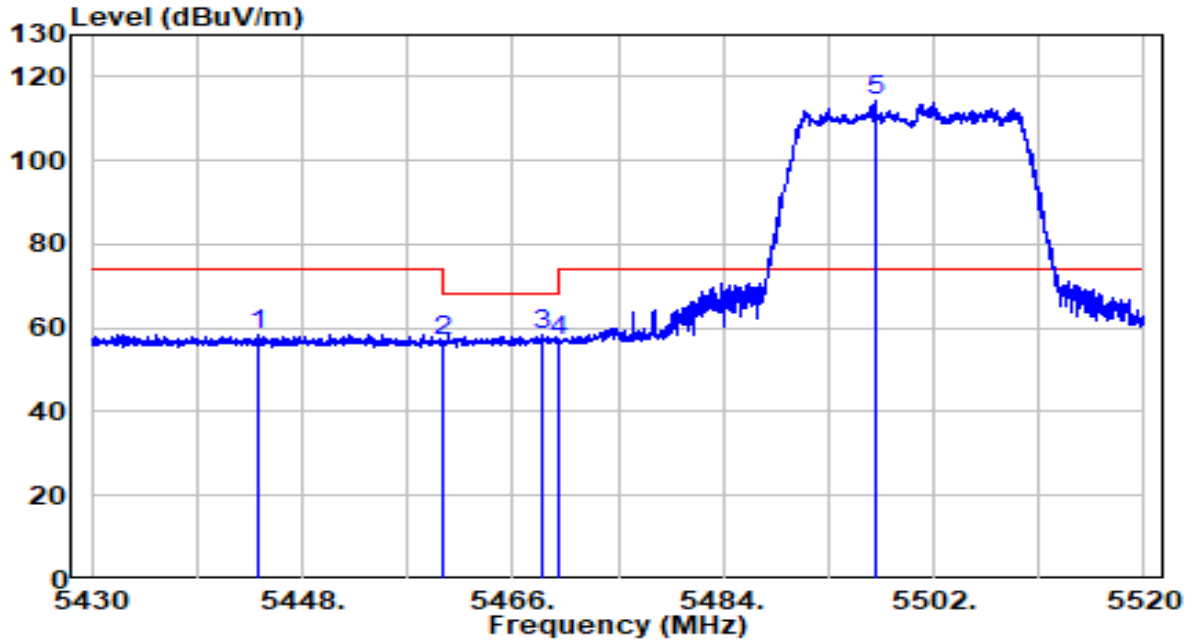

No		Frequency (MHz)	Reading (dBuV)	C.F (dB)	Measurement (dBuV/m)	Margin (dB)	Limit (dBuV/m)	Remark (QP/PK/AV)
1		5444.265	38.36	20.21	58.57	-15.43	74.00	Peak
2		5460.000	36.48	20.23	56.71	-11.49	68.20	Peak
3		5468.475	38.22	20.24	58.45	-9.75	68.20	Peak
4		5470.000	36.86	20.24	57.10	-11.10	68.20	Peak
5	*	5497.095	93.86	20.27	114.12	N/A	N/A	Peak

Note:

1. " *", means this data is the worst emission level.
2. C.F (Correction Factor) = Antenna Factor (dB)+ Cable Loss (dB)- Preamplifier(dB)+16db attenuation.
3. Measurement(dBuV/m) = Reading(dBuV) + C.F (Correction Factor).
4.The emission levels of other frequencies are very lower than the limit and not show in test report.

EUT	AX5400 Wi-Fi 6 Router	Date of Test	2020-09-27
Factor	BBHA 9120D (1GHz~18GHz)_2020	Temp. / Humidity	25.6°C/42%
Polarity	Vertical	Site / Test Engineer	AC1 / Jay Chu
Test Mode	Transmit by 802.11ax-HE20 at channel 5500MHz (CDD Mode)	Test Voltage	120V/60Hz

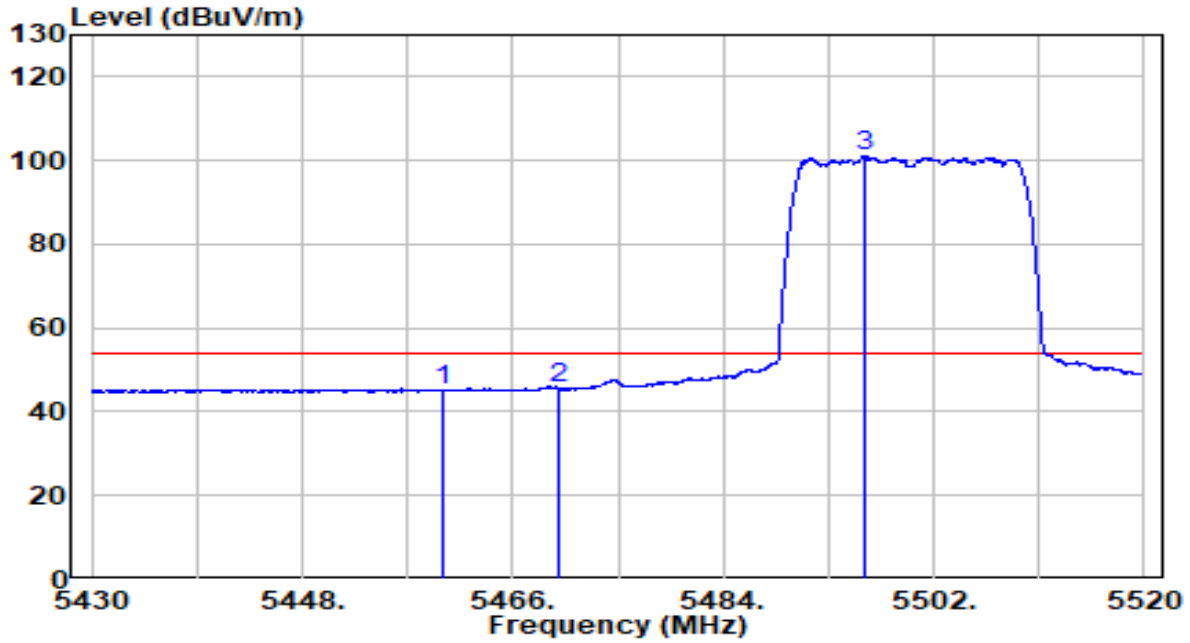

No		Frequency (MHz)	Reading (dBuV)	C.F (dB)	Measurement (dBuV/m)	Margin (dB)	Limit (dBuV/m)	Remark (QP/PK/AV)
1		5460.000	24.78	20.23	45.01	-8.99	54.00	Average
2		5470.000	25.21	20.24	45.45	-8.55	54.00	Average
3	*	5496.195	80.97	20.27	101.23	N/A	N/A	Average

Note:

1. " *", means this data is the worst emission level.
2. C.F (Correction Factor) = Antenna Factor (dB)+ Cable Loss (dB)- Preamplifier(dB)+16db attenuation.
3. Measurement(dBuV/m) = Reading(dBuV) + C.F (Correction Factor).
4.The emission levels of other frequencies are very lower than the limit and not show in test report.

EUT	AX5400 Wi-Fi 6 Router	Date of Test	2020-09-27
Factor	BBHA 9120D (1GHz~18GHz)_2020	Temp. / Humidity	25.6°C/42%
Polarity	Horizontal	Site / Test Engineer	AC1 / Jay Chu
Test Mode	Transmit by 802.11ax-HE20 at channel 5700MHz (CDD Mode)	Test Voltage	120V/60Hz

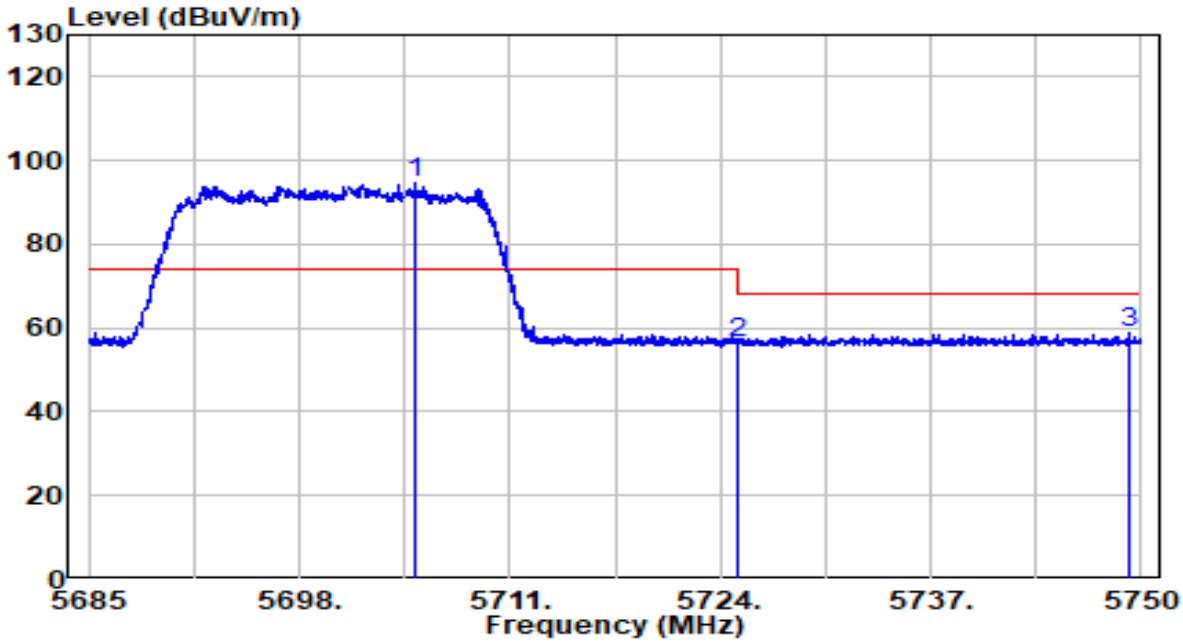

No		Frequency (MHz)	Reading (dBuV)	C.F (dB)	Measurement (dBuV/m)	Margin (dB)	Limit (dBuV/m)	Remark (QP/PK/AV)
1	*	5705.150	73.60	20.93	94.54	N/A	N/A	Peak
2		5725.000	35.20	21.00	56.20	-12.00	68.20	Peak
3		5749.285	37.66	21.08	58.74	-9.46	68.20	Peak

Note:

1. " *", means this data is the worst emission level.
2. C.F (Correction Factor) = Antenna Factor (dB)+ Cable Loss (dB)- Preamplifier(dB)+16db attenuation.
3. Measurement(dBuV/m) = Reading(dBuV) + C.F (Correction Factor).
4.The emission levels of other frequencies are very lower than the limit and not show in test report.

EUT	AX5400 Wi-Fi 6 Router	Date of Test	2020-09-27
Factor	BBHA 9120D (1GHz~18GHz)_2020	Temp. / Humidity	25.6°C/42%
Polarity	Vertical	Site / Test Engineer	AC1 / Jay Chu
Test Mode	Transmit by 802.11ax-HE20 at channel 5700MHz (CDD Mode)	Test Voltage	120V/60Hz

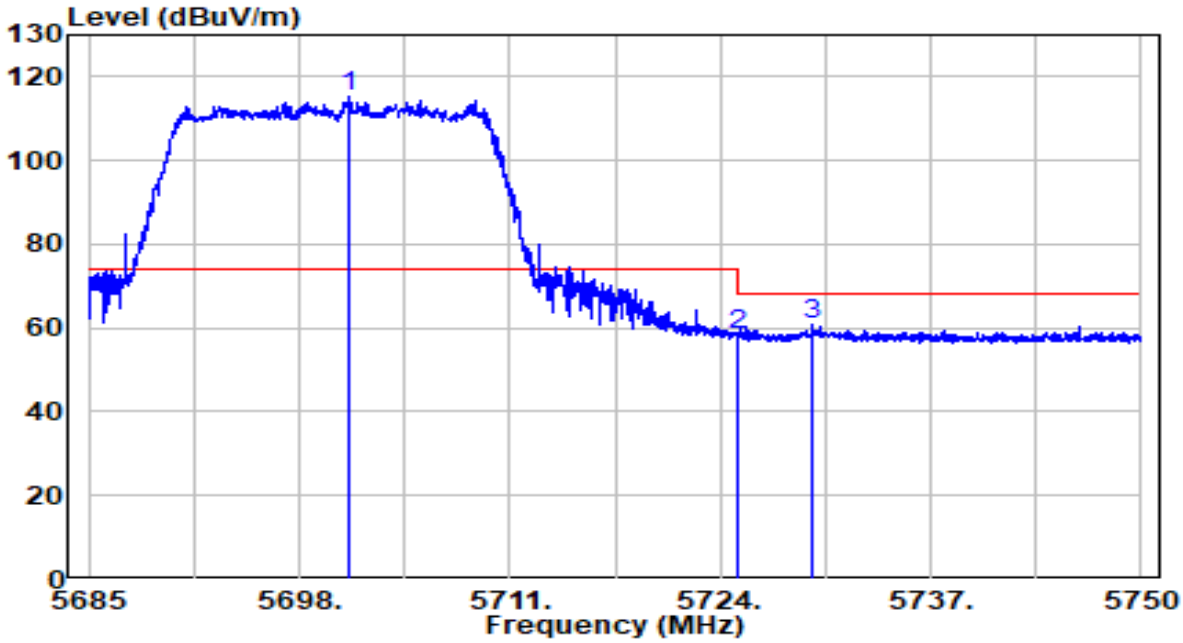

No		Frequency (MHz)	Reading (dBuV)	C.F (dB)	Measurement (dBuV/m)	Margin (dB)	Limit (dBuV/m)	Remark (QP/PK/AV)
1	*	5701.152	94.51	20.92	115.44	N/A	N/A	Peak
2		5725.000	37.25	21.00	58.25	-9.95	68.20	Peak
3		5729.752	39.90	21.01	60.92	-7.28	68.20	Peak

Note:

1. " *", means this data is the worst emission level.
2. C.F (Correction Factor) = Antenna Factor (dB)+ Cable Loss (dB)- Preamplifier(dB)+16db attenuation.
3. Measurement(dBuV/m) = Reading(dBuV) + C.F (Correction Factor).
4.The emission levels of other frequencies are very lower than the limit and not show in test report.

EUT	AX5400 Wi-Fi 6 Router	Date of Test	2020-09-27
Factor	BBHA 9120D (1GHz~18GHz)_2020	Temp. / Humidity	25.6°C/42%
Polarity	Horizontal	Site / Test Engineer	AC1 / Jay Chu
Test Mode	Transmit by 802.11ax-HE20 at channel 5745MHz (CDD Mode)	Test Voltage	120V/60Hz

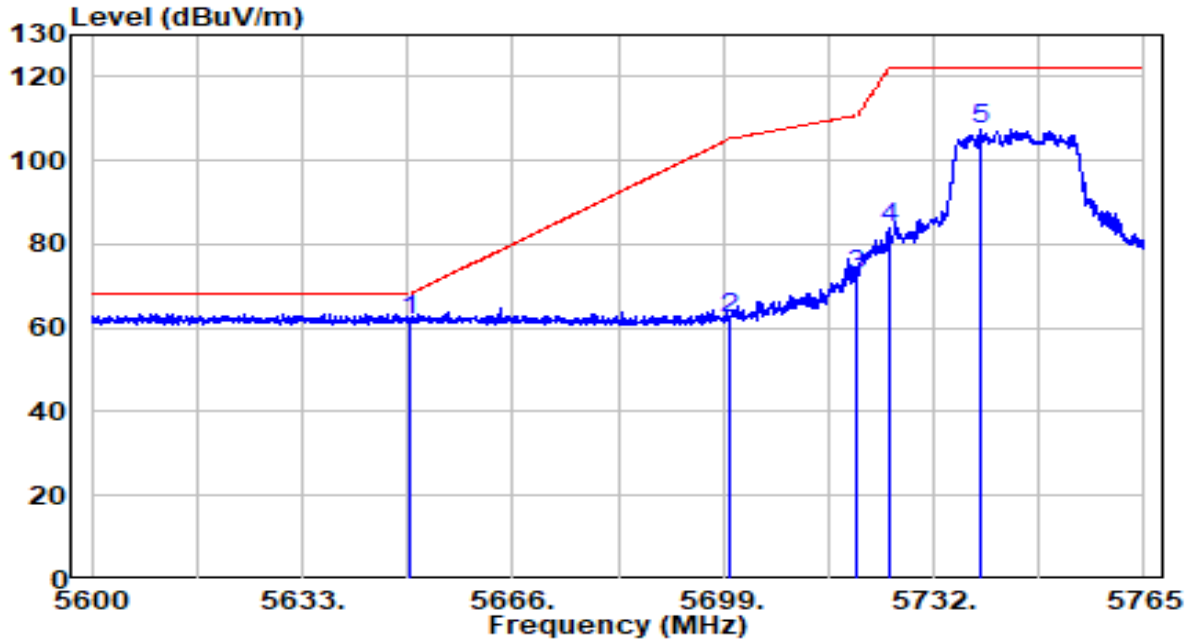

No		Frequency (MHz)	Reading (dBuV)	C.F (dB)	Measurement (dBuV/m)	Margin (dB)	Limit (dBuV/m)	Remark (QP/PK/AV)
1	*	5650.000	35.18	26.76	61.94	-6.26	68.20	Peak
2		5700.000	35.36	26.92	62.28	-42.92	105.20	Peak
3		5720.000	45.41	26.98	72.39	-38.41	110.80	Peak
4		5725.000	57.02	27.00	84.02	-38.18	122.20	Peak
5		5739.507	80.63	27.05	107.67	N/A	N/A	Peak

Note:

1. " *", means this data is the worst emission level.
2. C.F (Correction Factor) = Antenna Factor (dB)+ Cable Loss (dB)- Preamplifier(dB)+16db attenuation.
3. Measurement(dBuV/m) = Reading(dBuV) + C.F (Correction Factor).
4.The emission levels of other frequencies are very lower than the limit and not show in test report.

EUT	AX5400 Wi-Fi 6 Router	Date of Test	2020-09-27
Factor	BBHA 9120D (1GHz~18GHz)_2020	Temp. / Humidity	25.6°C/42%
Polarity	Vertical	Site / Test Engineer	AC1 / Jay Chu
Test Mode	Transmit by 802.11ax-HE20 at channel 5745MHz (CDD Mode)	Test Voltage	120V/60Hz

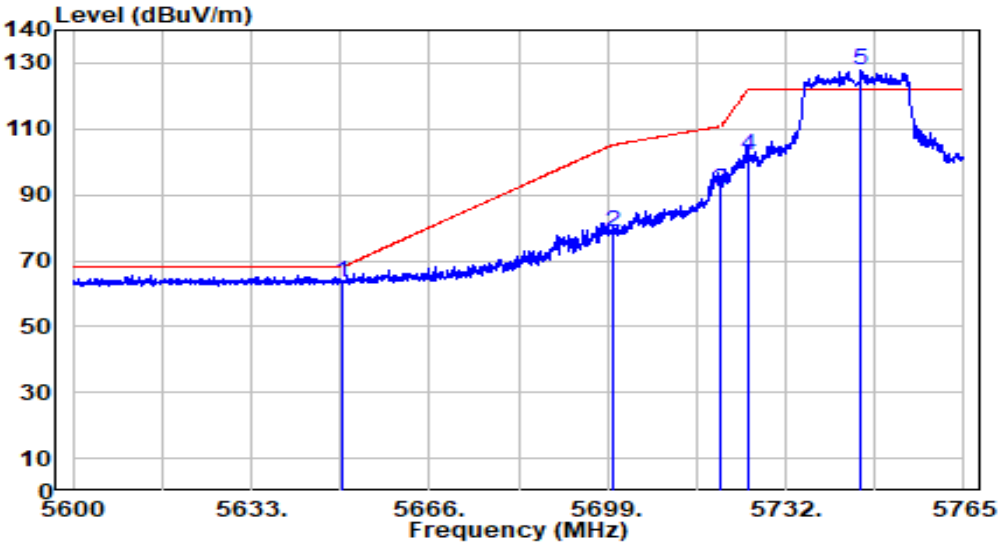

No		Frequency (MHz)	Reading (dBuV)	C.F (dB)	Measurement (dBuV/m)	Margin (dB)	Limit (dBuV/m)	Remark (QP/PK/AV)
1		5650.000	36.66	26.76	63.42	-4.78	68.20	Peak
2		5700.000	51.89	26.92	78.81	-26.39	105.20	Peak
3		5720.000	64.62	26.98	91.60	-19.20	110.80	Peak
4		5725.000	74.98	27.00	101.98	-20.22	122.20	Peak
5	*	5745.860	100.64	27.07	127.71	N/A	N/A	Peak

Note:

1. " *", means this data is the worst emission level.
2. C.F (Correction Factor) = Antenna Factor (dB)+ Cable Loss (dB)- Preamplifier(dB)+16db attenuation.
3. Measurement(dBuV/m) = Reading(dBuV) + C.F (Correction Factor).
4.The emission levels of other frequencies are very lower than the limit and not show in test report.

EUT	AX5400 Wi-Fi 6 Router	Date of Test	2020-09-27
Factor	BBHA 9120D (1GHz~18GHz)_2020	Temp. / Humidity	25.6°C/42%
Polarity	Horizontal	Site / Test Engineer	AC1 / Jay Chu
Test Mode	Transmit by 802.11ax-HE20 at channel 5825MHz (CDD Mode)	Test Voltage	120V/60Hz

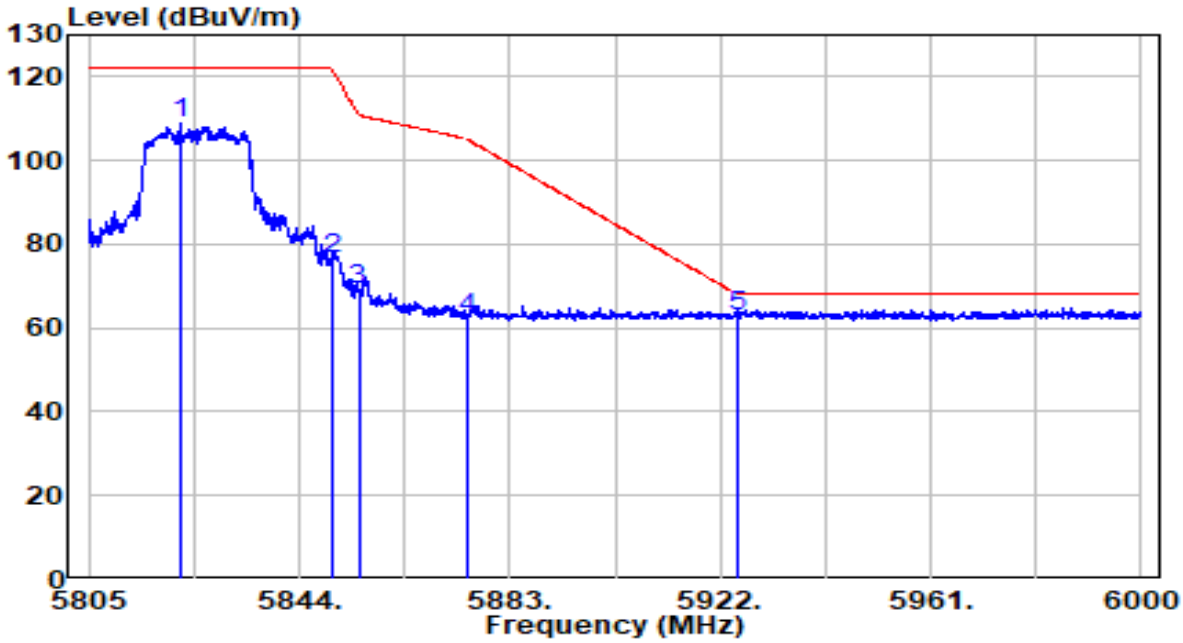

No		Frequency (MHz)	Reading (dBuV)	C.F (dB)	Measurement (dBuV/m)	Margin (dB)	Limit (dBuV/m)	Remark (QP/PK/AV)
1		5822.160	81.45	27.31	108.76	N/A	N/A	Peak
2		5850.000	49.15	27.40	76.56	-45.64	122.20	Peak
3		5855.000	41.51	27.42	68.93	-41.87	110.80	Peak
4		5875.000	35.01	27.49	62.50	-42.70	105.20	Peak
5	*	5925.000	34.93	27.65	62.58	-5.62	68.20	Peak

Note:

1. " *", means this data is the worst emission level.
2. C.F (Correction Factor) = Antenna Factor (dB)+ Cable Loss (dB)- Preamplifier(dB)+16db attenuation.
3. Measurement(dBuV/m) = Reading(dBuV) + C.F (Correction Factor).
4.The emission levels of other frequencies are very lower than the limit and not show in test report.

EUT	AX5400 Wi-Fi 6 Router	Date of Test	2020-09-27
Factor	BBHA 9120D (1GHz~18GHz)_2020	Temp. / Humidity	25.6°C/42%
Polarity	Vertical	Site / Test Engineer	AC1 / Jay Chu
Test Mode	Transmit by 802.11ax-HE20 at channel 5825MHz (CDD Mode)	Test Voltage	120V/60Hz

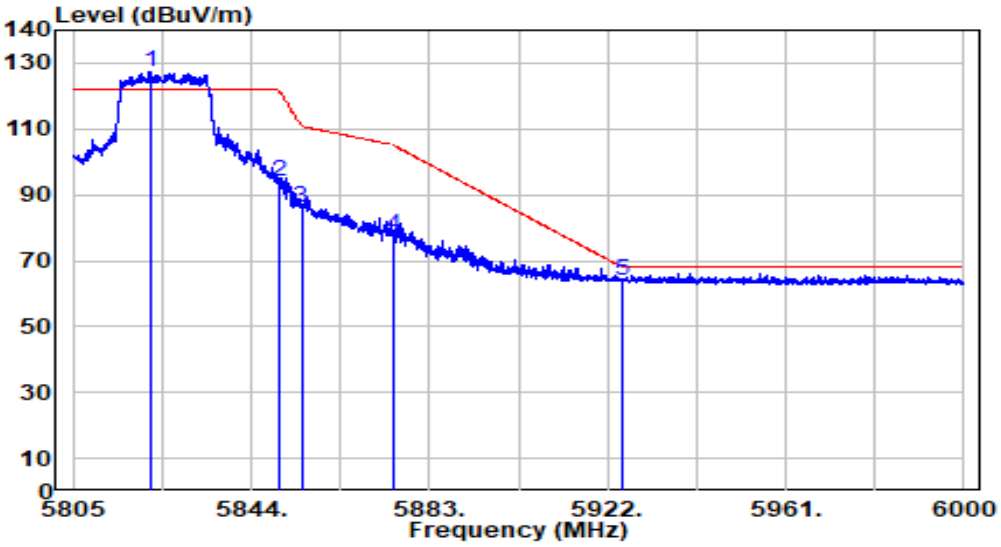

No		Frequency (MHz)	Reading (dBuV)	C.F (dB)	Measurement (dBuV/m)	Margin (dB)	Limit (dBuV/m)	Remark (QP/PK/AV)
1	*	5821.868	99.81	27.31	127.12	N/A	N/A	Peak
2		5850.000	66.52	27.40	93.92	-28.28	122.20	Peak
3		5855.000	58.95	27.42	86.37	-24.43	110.80	Peak
4		5875.000	50.09	27.49	77.58	-27.62	105.20	Peak
5		5925.000	36.17	27.65	63.82	-4.38	68.20	Peak

Note:

1. " *", means this data is the worst emission level.
2. C.F (Correction Factor) = Antenna Factor (dB)+ Cable Loss (dB)- Preamplifier(dB)+16db attenuation.
3. Measurement(dBuV/m) = Reading(dBuV) + C.F (Correction Factor).
4.The emission levels of other frequencies are very lower than the limit and not show in test report.

EUT	AX5400 Wi-Fi 6 Router	Date of Test	2020-09-27
Factor	BBHA 9120D (1GHz~18GHz)_2020	Temp. / Humidity	25.6°C/42%
Polarity	Horizontal	Site / Test Engineer	AC1 / Jay Chu
Test Mode	Transmit by 802.11ax-HE40 at channel 5190MHz (CDD Mode)	Test Voltage	120V/60Hz

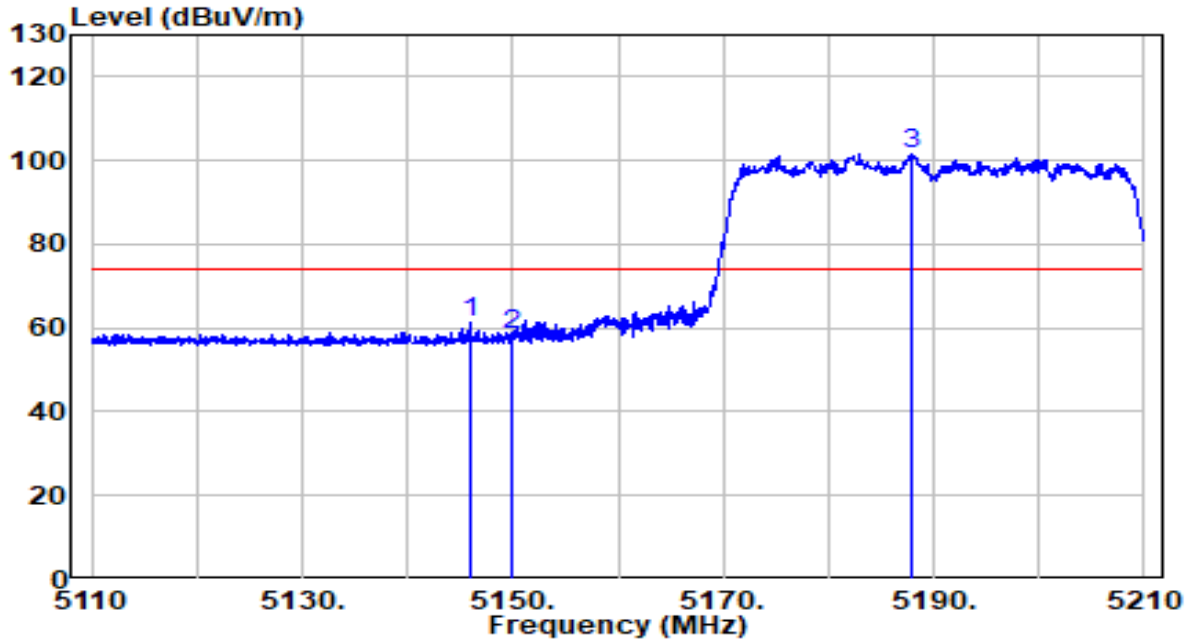

No		Frequency (MHz)	Reading (dBuV)	C.F (dB)	Measurement (dBuV/m)	Margin (dB)	Limit (dBuV/m)	Remark (QP/PK/AV)
1		5145.900	41.22	19.90	61.12	-12.88	74.00	Peak
2		5150.000	38.35	19.91	58.25	-15.75	74.00	Peak
3	*	5188.000	81.51	19.95	101.46	N/A	N/A	Peak

Note:

1. " *", means this data is the worst emission level.
2. C.F (Correction Factor) = Antenna Factor (dB)+ Cable Loss (dB)- Preamplifier(dB)+16db attenuation.
3. Measurement(dBuV/m) = Reading(dBuV) + C.F (Correction Factor).
4.The emission levels of other frequencies are very lower than the limit and not show in test report.

EUT	AX5400 Wi-Fi 6 Router	Date of Test	2020-09-27
Factor	BBHA 9120D (1GHz~18GHz)_2020	Temp. / Humidity	25.6°C/42%
Polarity	Horizontal	Site / Test Engineer	AC1 / Jay Chu
Test Mode	Transmit by 802.11ax-HE40 at channel 5190MHz (CDD Mode)	Test Voltage	120V/60Hz

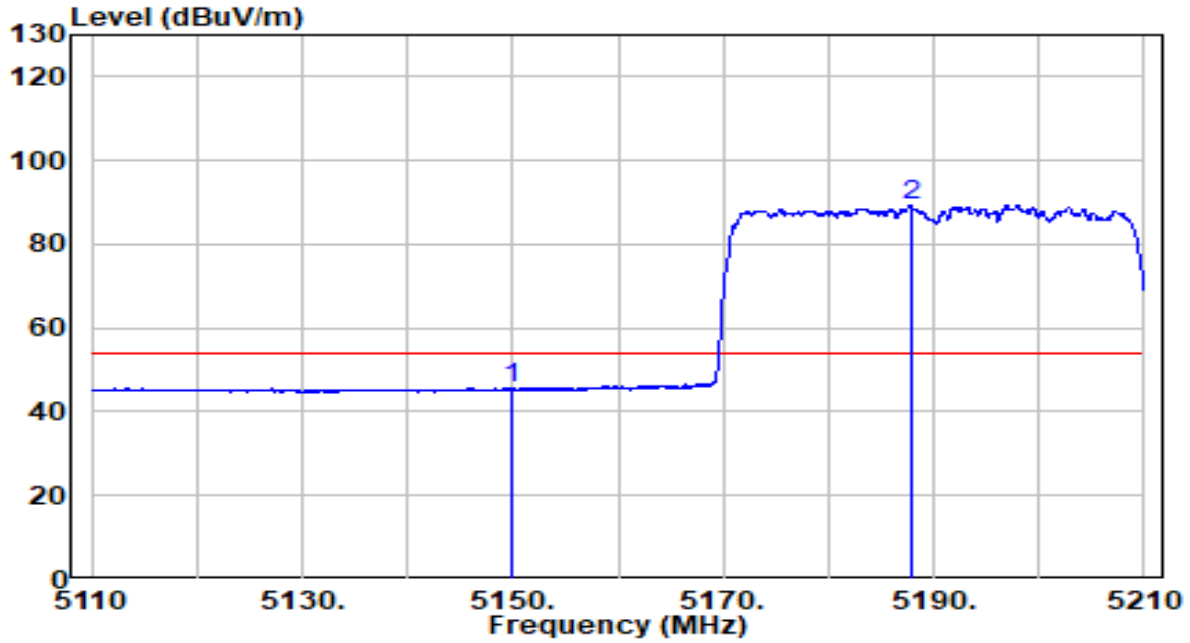

No		Frequency (MHz)	Reading (dBuV)	C.F (dB)	Measurement (dBuV/m)	Margin (dB)	Limit (dBuV/m)	Remark (QP/PK/AV)
1		5150.000	25.63	19.91	45.53	-8.47	54.00	Average
2	*	5187.800	69.33	19.95	89.28	N/A	N/A	Average

Note:

1. " *", means this data is the worst emission level.
2. C.F (Correction Factor) = Antenna Factor (dB)+ Cable Loss (dB)- Preamplifier(dB)+16db attenuation.
3. Measurement(dBuV/m) = Reading(dBuV) + C.F (Correction Factor).
4.The emission levels of other frequencies are very lower than the limit and not show in test report.

EUT	AX5400 Wi-Fi 6 Router	Date of Test	2020-09-27
Factor	BBHA 9120D (1GHz~18GHz)_2020	Temp. / Humidity	25.6°C/42%
Polarity	Vertical	Site / Test Engineer	AC1 / Jay Chu
Test Mode	Transmit by 802.11ax-HE40 at channel 5190MHz (CDD Mode)	Test Voltage	120V/60Hz

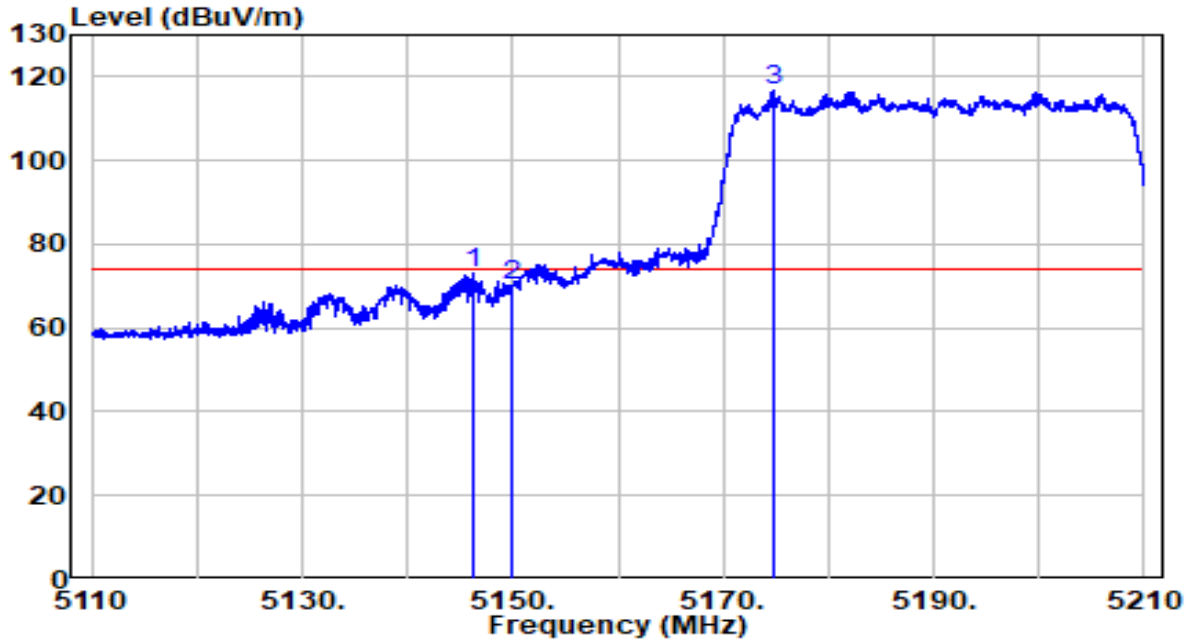

No		Frequency (MHz)	Reading (dBuV)	C.F (dB)	Measurement (dBuV/m)	Margin (dB)	Limit (dBuV/m)	Remark (QP/PK/AV)
1		5146.200	53.11	19.90	73.02	-0.98	74.00	Peak
2		5150.000	50.19	19.91	70.10	-3.90	74.00	Peak
3	*	5174.850	96.59	19.93	116.52	N/A	N/A	Peak

Note:

1. " *", means this data is the worst emission level.
2. C.F (Correction Factor) = Antenna Factor (dB)+ Cable Loss (dB)- Preamplifier(dB)+16db attenuation.
3. Measurement(dBuV/m) = Reading(dBuV) + C.F (Correction Factor).
4.The emission levels of other frequencies are very lower than the limit and not show in test report.

EUT	AX5400 Wi-Fi 6 Router	Date of Test	2020-09-27
Factor	BBHA 9120D (1GHz~18GHz)_2020	Temp. / Humidity	25.6°C/42%
Polarity	Vertical	Site / Test Engineer	AC1 / Jay Chu
Test Mode	Transmit by 802.11ax-HE40 at channel 5190MHz (CDD Mode)	Test Voltage	120V/60Hz

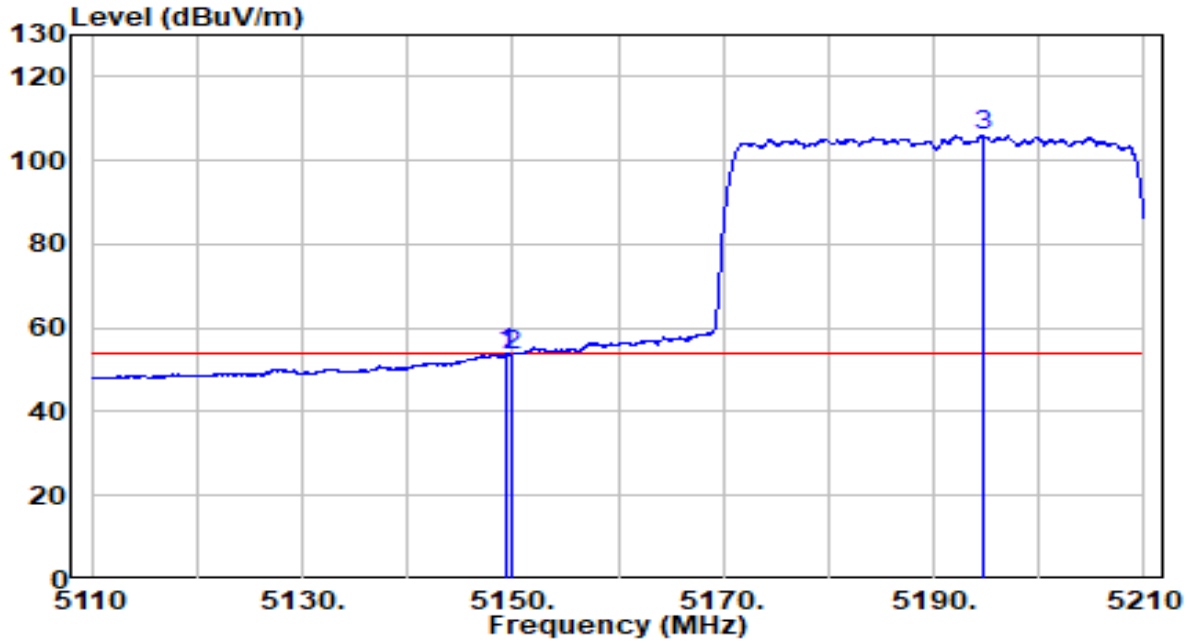

No		Frequency (MHz)	Reading (dBuV)	C.F (dB)	Measurement (dBuV/m)	Margin (dB)	Limit (dBuV/m)	Remark (QP/PK/AV)
1		5149.400	33.96	19.91	53.87	-0.13	54.00	Average
2		5150.000	33.69	19.91	53.59	-0.41	54.00	Average
3	*	5194.700	85.95	19.95	105.90	N/A	N/A	Average

Note:

1. " *", means this data is the worst emission level.
2. C.F (Correction Factor) = Antenna Factor (dB)+ Cable Loss (dB)- Preamplifier(dB)+16db attenuation.
3. Measurement(dBuV/m) = Reading(dBuV) + C.F (Correction Factor).
4.The emission levels of other frequencies are very lower than the limit and not show in test report.

EUT	AX5400 Wi-Fi 6 Router	Date of Test	2020-09-27
Factor	BBHA 9120D (1GHz~18GHz)_2020	Temp. / Humidity	25.6°C/42%
Polarity	Horizontal	Site / Test Engineer	AC1 / Jay Chu
Test Mode	Transmit by 802.11ax-HE40 at channel 5230MHz (CDD Mode)	Test Voltage	120V/60Hz

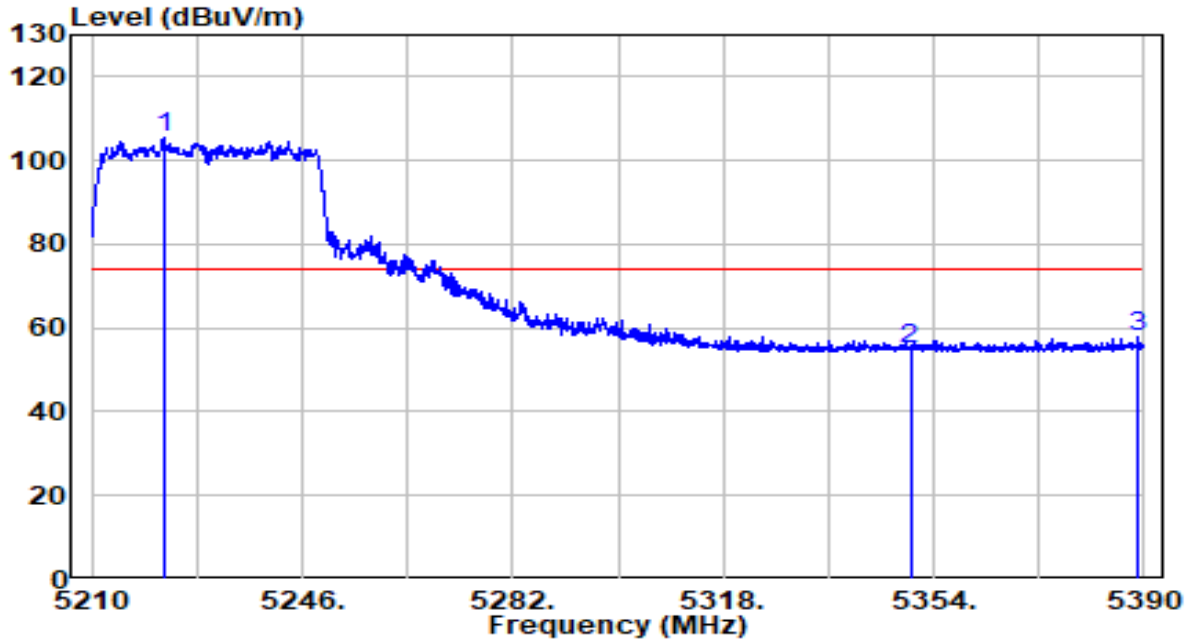

No		Frequency (MHz)	Reading (dBuV)	C.F (dB)	Measurement (dBuV/m)	Margin (dB)	Limit (dBuV/m)	Remark (QP/PK/AV)
1	*	5222.240	85.36	19.98	105.34	N/A	N/A	Peak
2		5350.000	35.02	20.11	55.14	-18.86	74.00	Peak
3		5389.010	37.64	20.15	57.80	-16.20	74.00	Peak

Note:

1. " *", means this data is the worst emission level.
2. C.F (Correction Factor) = Antenna Factor (dB)+ Cable Loss (dB)- Preamplifier(dB)+16db attenuation.
3. Measurement(dBuV/m) = Reading(dBuV) + C.F (Correction Factor).
4.The emission levels of other frequencies are very lower than the limit and not show in test report.

EUT	AX5400 Wi-Fi 6 Router	Date of Test	2020-09-27
Factor	BBHA 9120D (1GHz~18GHz)_2020	Temp. / Humidity	25.6°C/42%
Polarity	Horizontal	Site / Test Engineer	AC1 / Jay Chu
Test Mode	Transmit by 802.11ax-HE40 at channel 5230MHz (CDD Mode)	Test Voltage	120V/60Hz

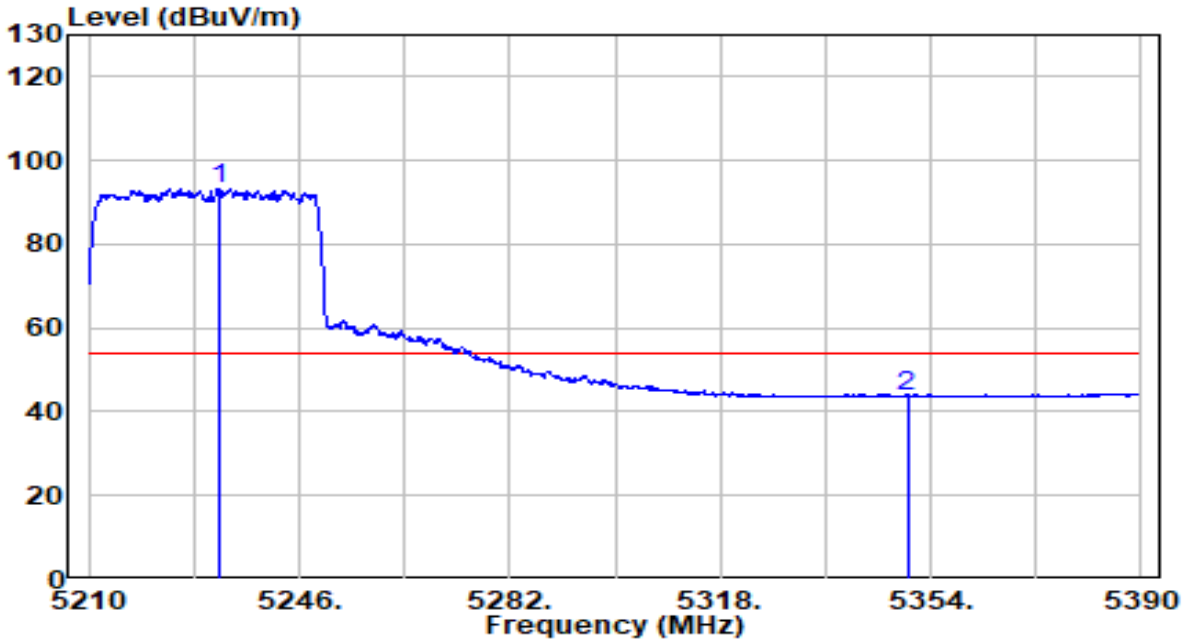

No		Frequency (MHz)	Reading (dBuV)	C.F (dB)	Measurement (dBuV/m)	Margin (dB)	Limit (dBuV/m)	Remark (QP/PK/AV)
1	*	5232.230	73.28	19.99	93.27	N/A	N/A	Average
2		5350.000	23.77	20.11	43.89	-10.11	54.00	Average

Note:

1. " *", means this data is the worst emission level.
2. C.F (Correction Factor) = Antenna Factor (dB)+ Cable Loss (dB)- Preamplifier(dB)+16db attenuation.
3. Measurement(dBuV/m) = Reading(dBuV) + C.F (Correction Factor).
4.The emission levels of other frequencies are very lower than the limit and not show in test report.

EUT	AX5400 Wi-Fi 6 Router	Date of Test	2020-09-27
Factor	BBHA 9120D (1GHz~18GHz)_2020	Temp. / Humidity	25.6°C/42%
Polarity	Vertical	Site / Test Engineer	AC1 / Jay Chu
Test Mode	Transmit by 802.11ax-HE40 at channel 5230MHz (CDD Mode)	Test Voltage	120V/60Hz

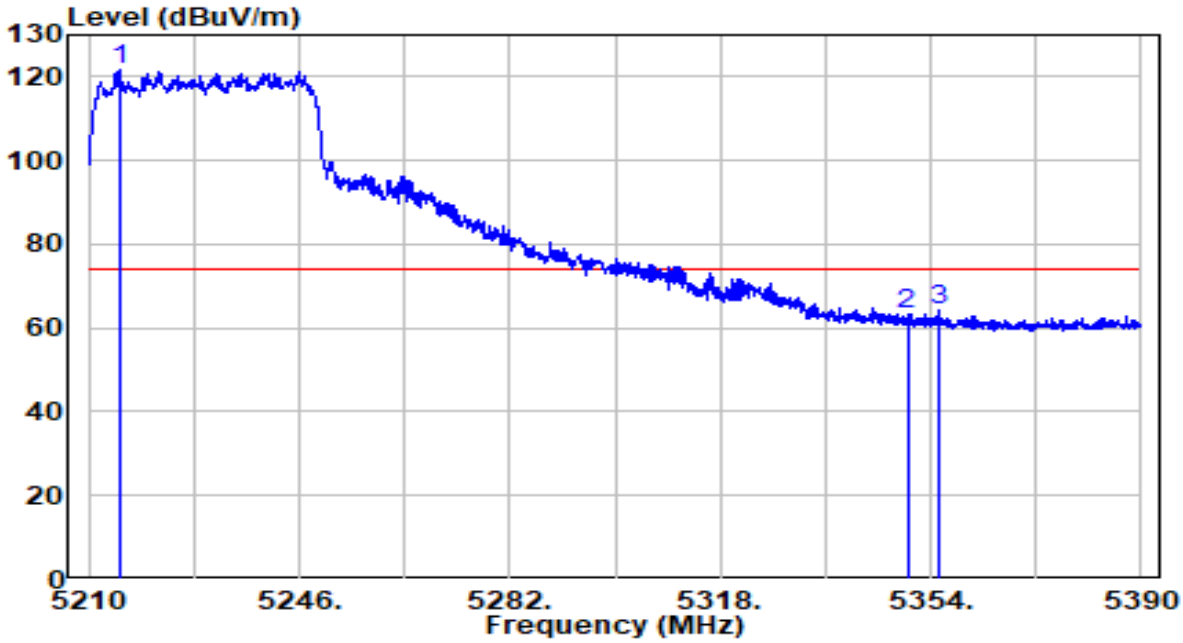

No		Frequency (MHz)	Reading (dBuV)	C.F (dB)	Measurement (dBuV/m)	Margin (dB)	Limit (dBuV/m)	Remark (QP/PK/AV)
1	*	5215.220	101.57	19.97	121.54	N/A	N/A	Peak
2		5350.000	43.08	20.11	63.20	-10.80	74.00	Peak
3		5355.620	44.11	20.12	64.23	-9.77	74.00	Peak

Note:

1. " *", means this data is the worst emission level.
2. C.F (Correction Factor) = Antenna Factor (dB)+ Cable Loss (dB)- Preamplifier(dB)+16db attenuation.
3. Measurement(dBuV/m) = Reading(dBuV) + C.F (Correction Factor).
4.The emission levels of other frequencies are very lower than the limit and not show in test report.

EUT	AX5400 Wi-Fi 6 Router	Date of Test	2020-09-27
Factor	BBHA 9120D (1GHz~18GHz)_2020	Temp. / Humidity	25.6°C/42%
Polarity	Vertical	Site / Test Engineer	AC1 / Jay Chu
Test Mode	Transmit by 802.11ax-HE40 at channel 5230MHz (CDD Mode)	Test Voltage	120V/60Hz

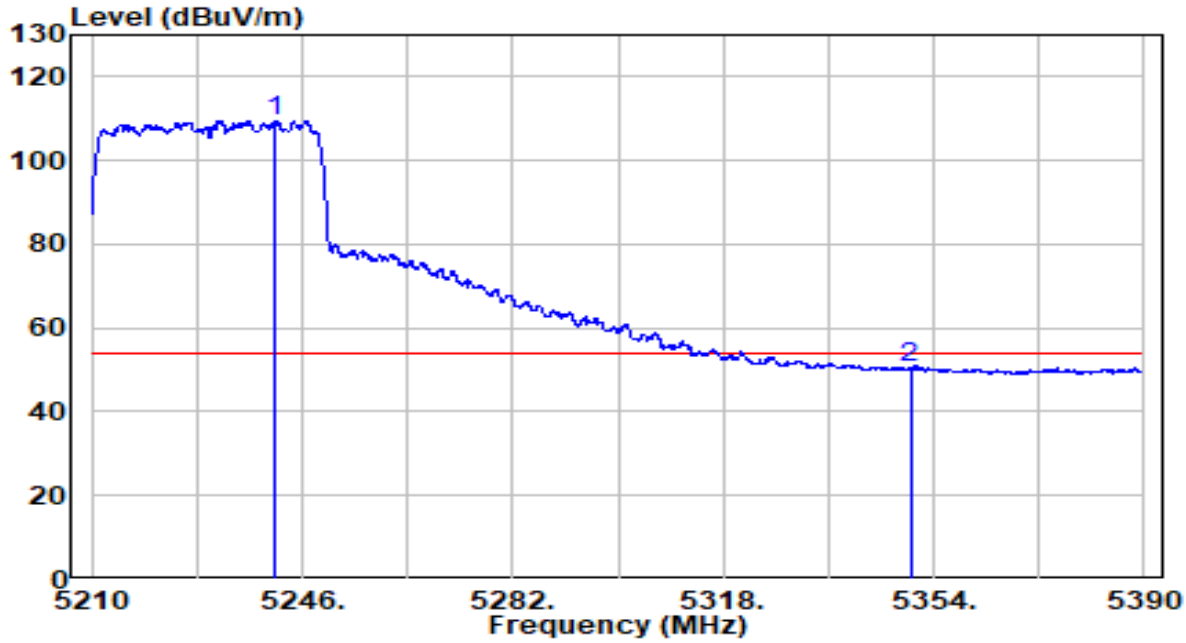

No		Frequency (MHz)	Reading (dBuV)	C.F (dB)	Measurement (dBuV/m)	Margin (dB)	Limit (dBuV/m)	Remark (QP/PK/AV)
1	*	5241.500	89.62	20.00	109.62	N/A	N/A	Average
2		5350.000	30.46	20.11	50.58	-3.42	54.00	Average

Note:

1. " *", means this data is the worst emission level.
2. C.F (Correction Factor) = Antenna Factor (dB)+ Cable Loss (dB)- Preamplifier(dB)+16db attenuation.
3. Measurement(dBuV/m) = Reading(dBuV) + C.F (Correction Factor).
4.The emission levels of other frequencies are very lower than the limit and not show in test report.

EUT	AX5400 Wi-Fi 6 Router	Date of Test	2020-09-27
Factor	BBHA 9120D (1GHz~18GHz)_2020	Temp. / Humidity	25.6°C/42%
Polarity	Horizontal	Site / Test Engineer	AC1 / Jay Chu
Test Mode	Transmit by 802.11ax-HE40 at channel 5310MHz (CDD Mode)	Test Voltage	120V/60Hz

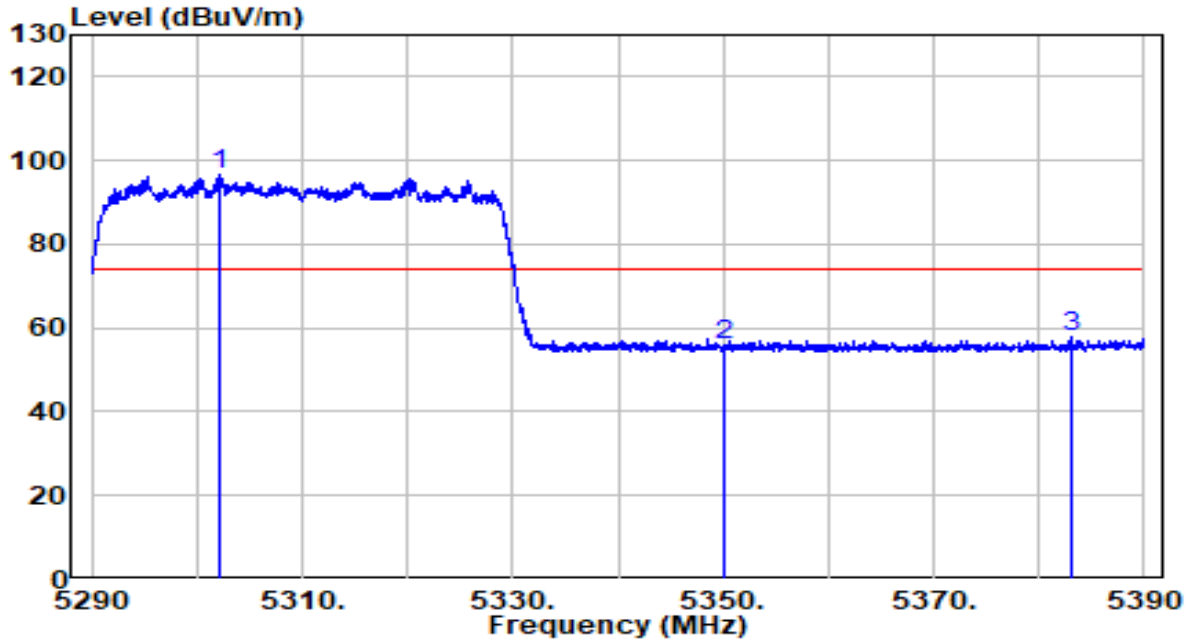

No		Frequency (MHz)	Reading (dBuV)	C.F (dB)	Measurement (dBuV/m)	Margin (dB)	Limit (dBuV/m)	Remark (QP/PK/AV)
1	*	5302.050	76.49	20.06	96.56	N/A	N/A	Peak
2		5350.000	35.84	20.11	55.95	-18.05	74.00	Peak
3		5383.000	37.63	20.15	57.78	-16.22	74.00	Peak

Note:

1. " *", means this data is the worst emission level.
2. C.F (Correction Factor) = Antenna Factor (dB)+ Cable Loss (dB)- Preamplifier(dB)+16db attenuation.
3. Measurement(dBuV/m) = Reading(dBuV) + C.F (Correction Factor).
4.The emission levels of other frequencies are very lower than the limit and not show in test report.

EUT	AX5400 Wi-Fi 6 Router	Date of Test	2020-09-27
Factor	BBHA 9120D (1GHz~18GHz)_2020	Temp. / Humidity	25.6°C/42%
Polarity	Horizontal	Site / Test Engineer	AC1 / Jay Chu
Test Mode	Transmit by 802.11ax-HE40 at channel 5310MHz (CDD Mode)	Test Voltage	120V/60Hz

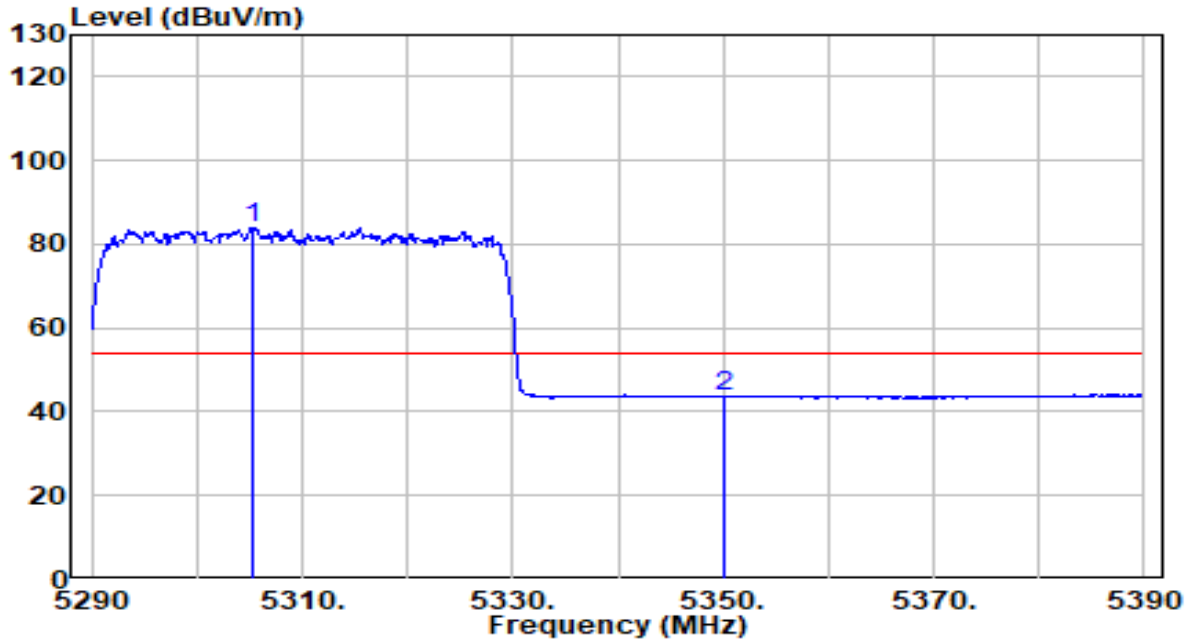

No		Frequency (MHz)	Reading (dBuV)	C.F (dB)	Measurement (dBuV/m)	Margin (dB)	Limit (dBuV/m)	Remark (QP/PK/AV)
1	*	5305.200	63.70	20.07	83.77	N/A	N/A	Average
2		5350.000	23.44	20.11	43.56	-10.44	54.00	Average

Note:

1. " *", means this data is the worst emission level.
2. C.F (Correction Factor) = Antenna Factor (dB)+ Cable Loss (dB)- Preamplifier(dB)+16db attenuation.
3. Measurement(dBuV/m) = Reading(dBuV) + C.F (Correction Factor).
4.The emission levels of other frequencies are very lower than the limit and not show in test report.

EUT	AX5400 Wi-Fi 6 Router	Date of Test	2020-09-27
Factor	BBHA 9120D (1GHz~18GHz)_2020	Temp. / Humidity	25.6°C/42%
Polarity	Vertical	Site / Test Engineer	AC1 / Jay Chu
Test Mode	Transmit by 802.11ax-HE40 at channel 5310MHz (CDD Mode)	Test Voltage	120V/60Hz

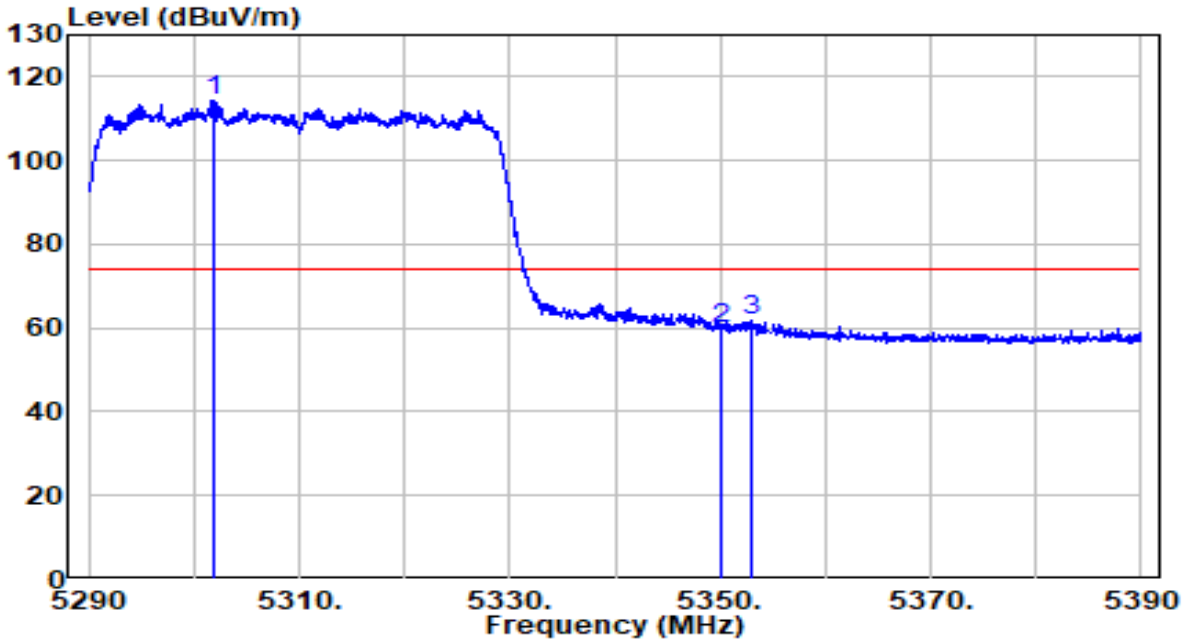

No		Frequency (MHz)	Reading (dBuV)	C.F (dB)	Measurement (dBuV/m)	Margin (dB)	Limit (dBuV/m)	Remark (QP/PK/AV)
1	*	5301.900	94.19	20.06	114.25	N/A	N/A	Peak
2		5350.000	39.75	20.11	59.86	-14.14	74.00	Peak
3		5353.000	41.79	20.12	61.91	-12.09	74.00	Peak

Note:

1. " *", means this data is the worst emission level.
2. C.F (Correction Factor) = Antenna Factor (dB)+ Cable Loss (dB)- Preamplifier(dB)+16db attenuation.
3. Measurement(dBuV/m) = Reading(dBuV) + C.F (Correction Factor).
4.The emission levels of other frequencies are very lower than the limit and not show in test report.

EUT	AX5400 Wi-Fi 6 Router	Date of Test	2020-09-27
Factor	BBHA 9120D (1GHz~18GHz)_2020	Temp. / Humidity	25.6°C/42%
Polarity	Vertical	Site / Test Engineer	AC1 / Jay Chu
Test Mode	Transmit by 802.11ax-HE40 at channel 5310MHz (CDD Mode)	Test Voltage	120V/60Hz

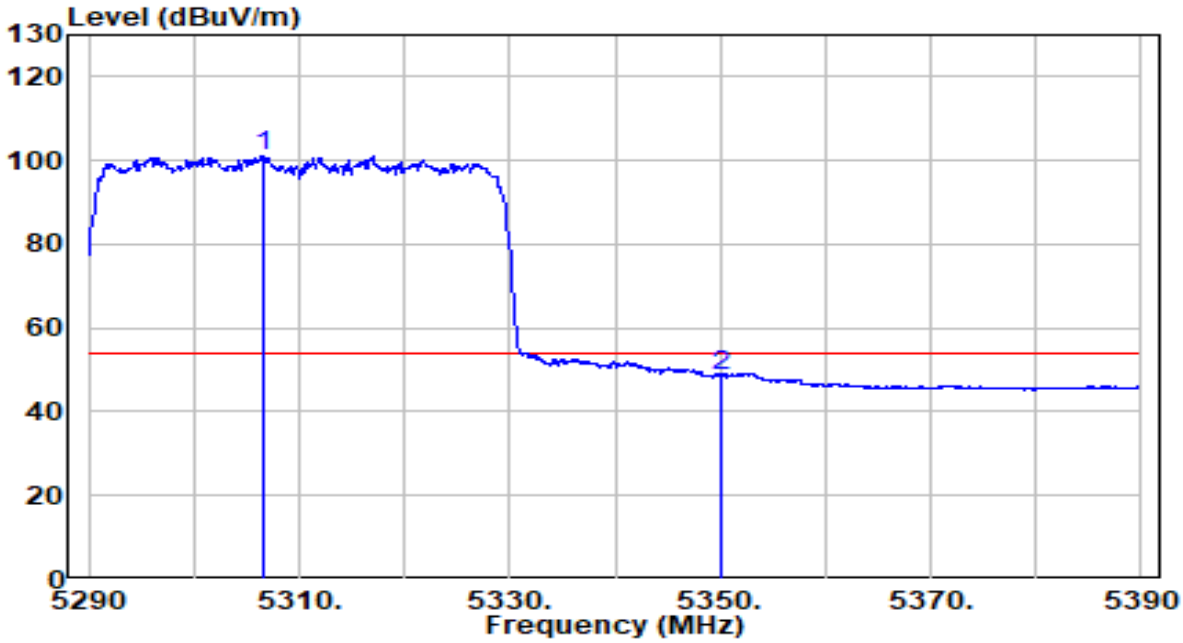

No		Frequency (MHz)	Reading (dBuV)	C.F (dB)	Measurement (dBuV/m)	Margin (dB)	Limit (dBuV/m)	Remark (QP/PK/AV)
1	*	5306.500	80.99	20.07	101.06	N/A	N/A	Average
2		5350.000	28.66	20.11	48.77	-5.23	54.00	Average

Note:

1. " *", means this data is the worst emission level.
2. C.F (Correction Factor) = Antenna Factor (dB)+ Cable Loss (dB)- Preamplifier(dB)+16db attenuation.
3. Measurement(dBuV/m) = Reading(dBuV) + C.F (Correction Factor).
4.The emission levels of other frequencies are very lower than the limit and not show in test report.

EUT	AX5400 Wi-Fi 6 Router	Date of Test	2020-09-27
Factor	BBHA 9120D (1GHz~18GHz)_2020	Temp. / Humidity	25.6°C/42%
Polarity	Horizontal	Site / Test Engineer	AC1 / Jay Chu
Test Mode	Transmit by 802.11ax-HE40 at channel 5510MHz (CDD Mode)	Test Voltage	120V/60Hz

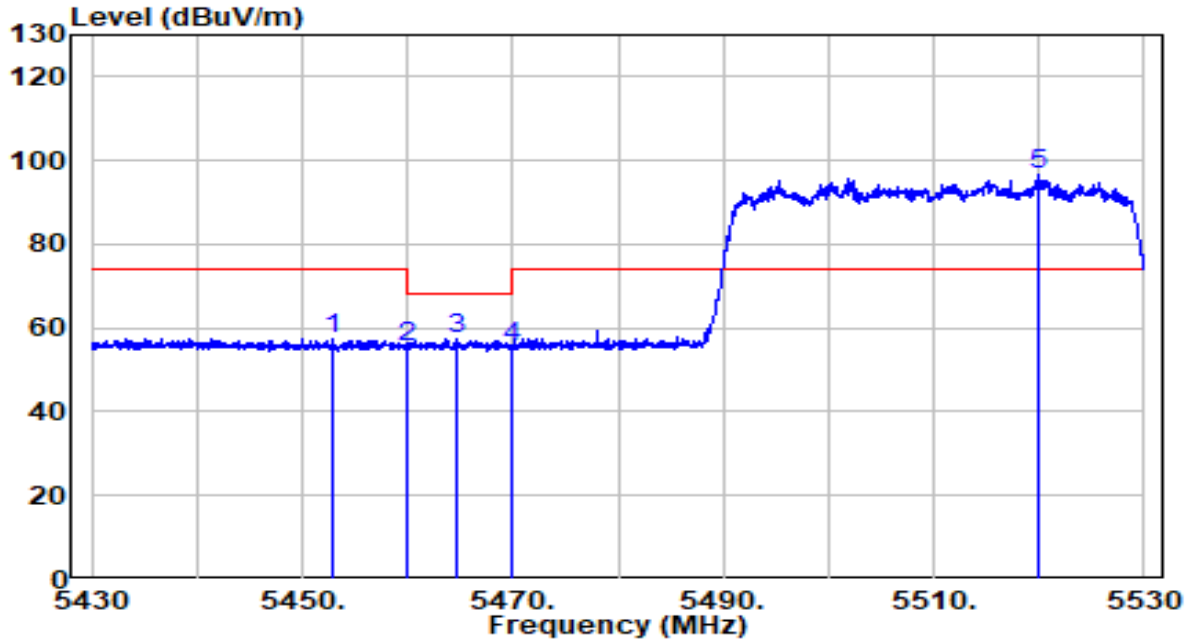

No		Frequency (MHz)	Reading (dBuV)	C.F (dB)	Measurement (dBuV/m)	Margin (dB)	Limit (dBuV/m)	Remark (QP/PK/AV)
1		5452.950	37.21	20.22	57.43	-16.57	74.00	Peak
2		5460.000	35.18	20.23	55.41	-12.79	68.20	Peak
3		5464.650	36.96	20.23	57.19	-11.01	68.20	Peak
4		5470.000	35.42	20.24	55.66	-12.54	68.20	Peak
5	*	5519.900	76.19	20.33	96.52	N/A	N/A	Peak

Note:

1. " *", means this data is the worst emission level.
2. C.F (Correction Factor) = Antenna Factor (dB)+ Cable Loss (dB)- Preamplifier(dB)+16db attenuation.
3. Measurement(dBuV/m) = Reading(dBuV) + C.F (Correction Factor).
4.The emission levels of other frequencies are very lower than the limit and not show in test report.

EUT	AX5400 Wi-Fi 6 Router	Date of Test	2020-09-27
Factor	BBHA 9120D (1GHz~18GHz)_2020	Temp. / Humidity	25.6°C/42%
Polarity	Horizontal	Site / Test Engineer	AC1 / Jay Chu
Test Mode	Transmit by 802.11ax-HE40 at channel 5510MHz (CDD Mode)	Test Voltage	120V/60Hz

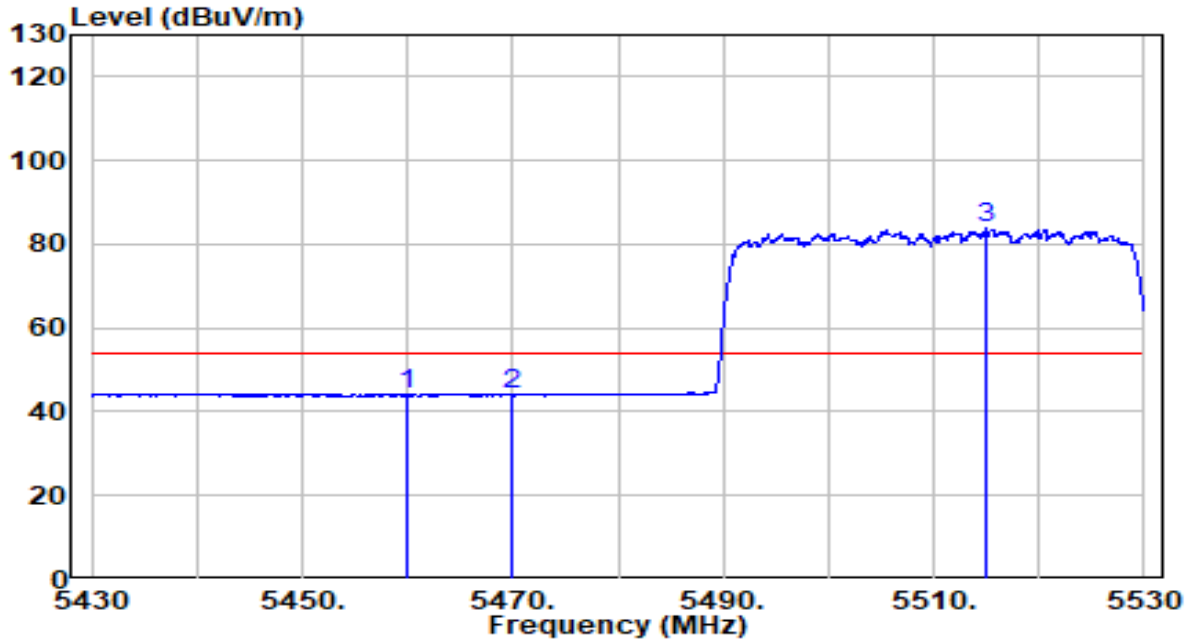

No		Frequency (MHz)	Reading (dBuV)	C.F (dB)	Measurement (dBuV/m)	Margin (dB)	Limit (dBuV/m)	Remark (QP/PK/AV)
1		5460.000	23.85	20.23	44.07	-9.93	54.00	Average
2		5470.000	23.74	20.24	43.97	-10.03	54.00	Average
3	*	5514.950	63.50	20.32	83.82	N/A	N/A	Average

Note:

1. " *", means this data is the worst emission level.
2. C.F (Correction Factor) = Antenna Factor (dB)+ Cable Loss (dB)- Preamplifier(dB)+16db attenuation.
3. Measurement(dBuV/m) = Reading(dBuV) + C.F (Correction Factor).
4.The emission levels of other frequencies are very lower than the limit and not show in test report.

EUT	AX5400 Wi-Fi 6 Router	Date of Test	2020-09-27
Factor	BBHA 9120D (1GHz~18GHz)_2020	Temp. / Humidity	25.6°C/42%
Polarity	Vertical	Site / Test Engineer	AC1 / Jay Chu
Test Mode	Transmit by 802.11ax-HE40 at channel 5510MHz (CDD Mode)	Test Voltage	120V/60Hz

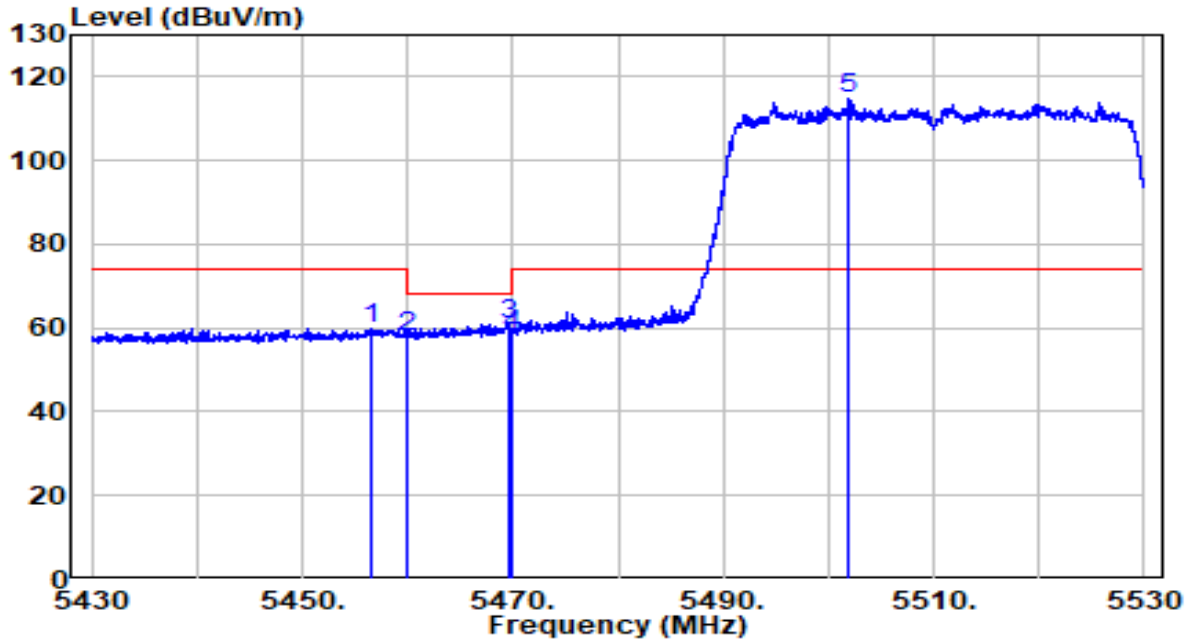

No		Frequency (MHz)	Reading (dBuV)	C.F (dB)	Measurement (dBuV/m)	Margin (dB)	Limit (dBuV/m)	Remark (QP/PK/AV)
1		5456.650	39.80	20.22	60.02	-13.98	74.00	Peak
2		5460.000	37.62	20.23	57.85	-10.35	68.20	Peak
3		5469.550	40.63	20.24	60.87	-7.33	68.20	Peak
4		5470.000	38.27	20.24	58.51	-9.69	68.20	Peak
5	*	5501.950	94.39	20.28	114.67	N/A	N/A	Peak

Note:

1. " *", means this data is the worst emission level.
2. C.F (Correction Factor) = Antenna Factor (dB)+ Cable Loss (dB)- Preamplifier(dB)+16db attenuation.
3. Measurement(dBuV/m) = Reading(dBuV) + C.F (Correction Factor).
4.The emission levels of other frequencies are very lower than the limit and not show in test report.

EUT	AX5400 Wi-Fi 6 Router	Date of Test	2020-09-27
Factor	BBHA 9120D (1GHz~18GHz)_2020	Temp. / Humidity	25.6°C/42%
Polarity	Vertical	Site / Test Engineer	AC1 / Jay Chu
Test Mode	Transmit by 802.11ax-HE40 at channel 5510MHz (CDD Mode)	Test Voltage	120V/60Hz

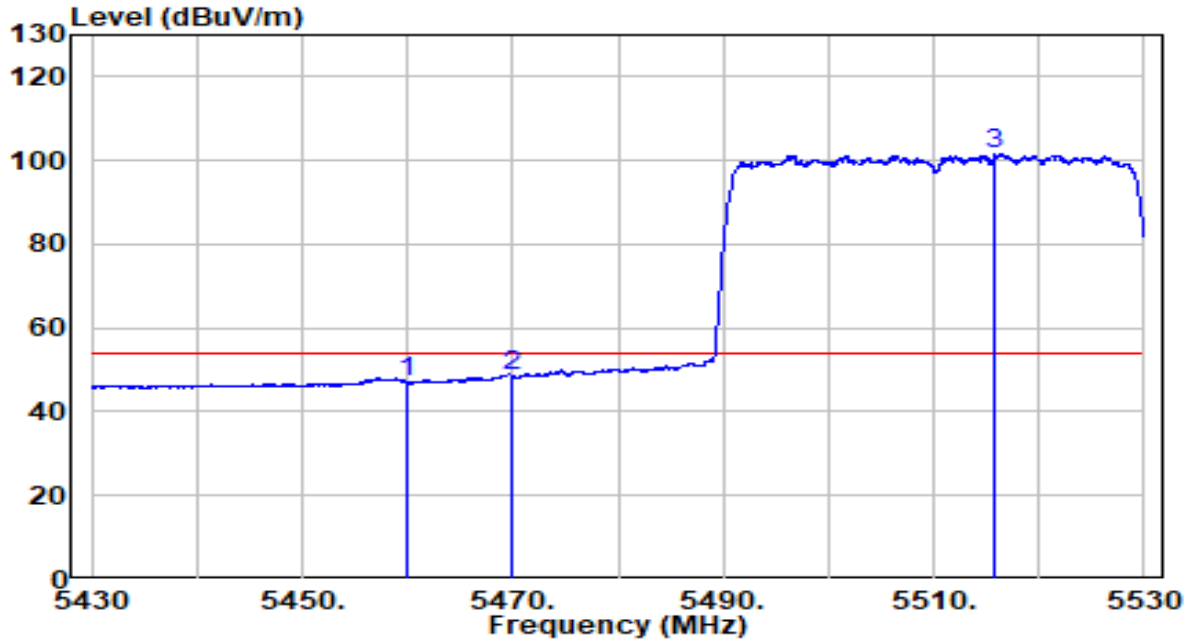

No		Frequency (MHz)	Reading (dBuV)	C.F (dB)	Measurement (dBuV/m)	Margin (dB)	Limit (dBuV/m)	Remark (QP/PK/AV)
1		5460.000	26.74	20.23	46.97	-7.03	54.00	Average
2		5470.000	28.21	20.24	48.45	-5.55	54.00	Average
3	*	5515.850	81.21	20.32	101.53	N/A	N/A	Average

Note:

1. " *", means this data is the worst emission level.
2. C.F (Correction Factor) = Antenna Factor (dB)+ Cable Loss (dB)- Preamplifier(dB)+16db attenuation.
3. Measurement(dBuV/m) = Reading(dBuV) + C.F (Correction Factor).
4.The emission levels of other frequencies are very lower than the limit and not show in test report.

EUT	AX5400 Wi-Fi 6 Router	Date of Test	2020-09-27
Factor	BBHA 9120D (1GHz~18GHz)_2020	Temp. / Humidity	25.6°C/42%
Polarity	Horizontal	Site / Test Engineer	AC1 / Jay Chu
Test Mode	Transmit by 802.11ax-HE40 at channel 5670MHz (CDD Mode)	Test Voltage	120V/60Hz

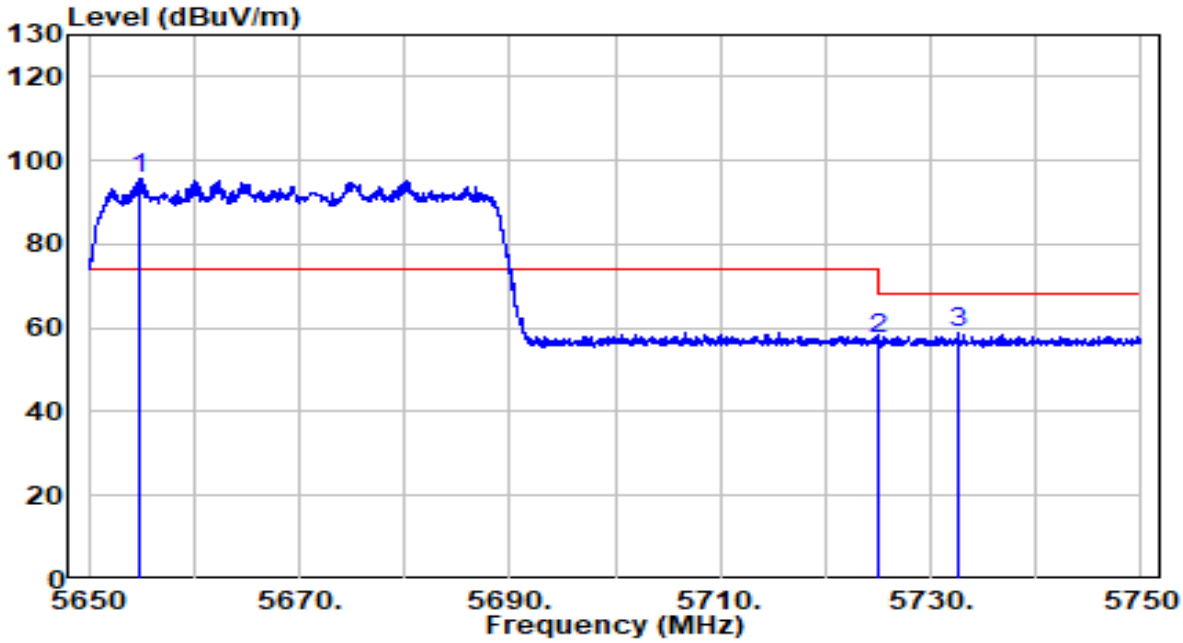

No		Frequency (MHz)	Reading (dBuV)	C.F (dB)	Measurement (dBuV/m)	Margin (dB)	Limit (dBuV/m)	Remark (QP/PK/AV)
1	*	5654.850	75.04	20.77	95.81	N/A	N/A	Peak
2		5725.000	36.21	21.00	57.21	-10.99	68.20	Peak
3		5732.550	37.63	21.02	58.65	-9.55	68.20	Peak

Note:

1. " *", means this data is the worst emission level.
2. C.F (Correction Factor) = Antenna Factor (dB)+ Cable Loss (dB)- Preamplifier(dB)+16db attenuation.
3. Measurement(dBuV/m) = Reading(dBuV) + C.F (Correction Factor).
4.The emission levels of other frequencies are very lower than the limit and not show in test report.

EUT	AX5400 Wi-Fi 6 Router	Date of Test	2020-09-27
Factor	BBHA 9120D (1GHz~18GHz)_2020	Temp. / Humidity	25.6°C/42%
Polarity	Vertical	Site / Test Engineer	AC1 / Jay Chu
Test Mode	Transmit by 802.11ax-HE40 at channel 5670MHz (CDD Mode)	Test Voltage	120V/60Hz

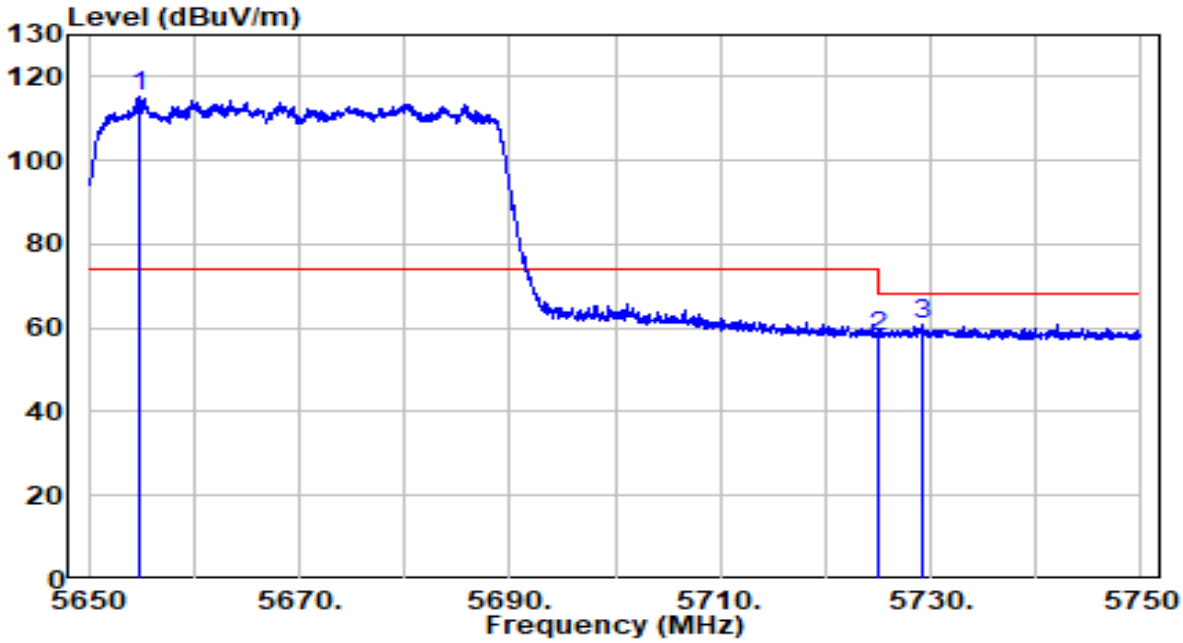

No		Frequency (MHz)	Reading (dBuV)	C.F (dB)	Measurement (dBuV/m)	Margin (dB)	Limit (dBuV/m)	Remark (QP/PK/AV)
1	*	5654.750	94.40	20.77	115.17	N/A	N/A	Peak
2		5725.000	37.05	21.00	58.05	-10.15	68.20	Peak
3		5729.300	39.97	21.01	60.99	-7.21	68.20	Peak

Note:

1. " *", means this data is the worst emission level.
2. C.F (Correction Factor) = Antenna Factor (dB)+ Cable Loss (dB)- Preamplifier(dB)+16db attenuation.
3. Measurement(dBuV/m) = Reading(dBuV) + C.F (Correction Factor).
4.The emission levels of other frequencies are very lower than the limit and not show in test report.

EUT	AX5400 Wi-Fi 6 Router	Date of Test	2020-10-12
Factor	BBHA 9120D (1GHz~18GHz)_2020	Temp. / Humidity	25.6°C/42%
Polarity	Horizontal	Site / Test Engineer	AC1 / Jay Chu
Test Mode	Transmit by 802.11ax-HE40 at channel 5755MHz (CDD Mode)	Test Voltage	120V/60Hz

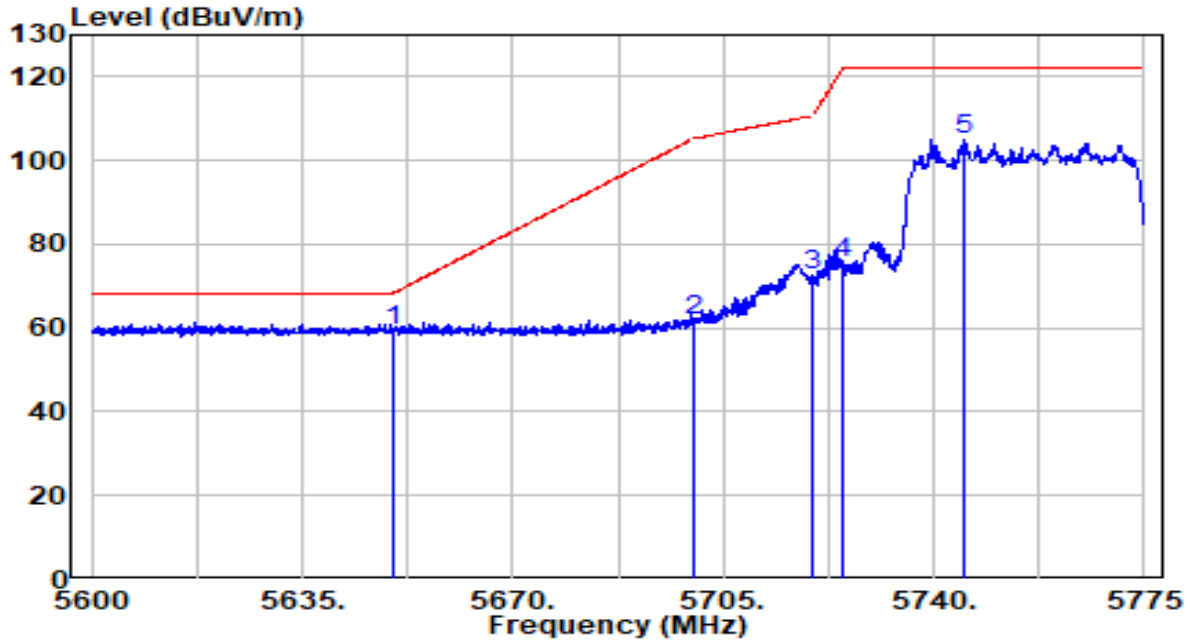

No		Frequency (MHz)	Reading (dBuV)	C.F (dB)	Measurement (dBuV/m)	Margin (dB)	Limit (dBuV/m)	Remark (QP/PK/AV)
1	*	5649.962	35.60	23.76	59.36	-8.84	68.20	Peak
2		5700.000	37.65	23.92	61.57	-43.63	105.20	Peak
3		5720.000	48.45	23.98	72.43	-38.37	110.80	Peak
4		5725.000	51.38	24.00	75.38	-46.82	122.20	Peak
5		5745.075	80.92	24.06	104.99	N/A	N/A	Peak

Note:

1. " *", means this data is the worst emission level.
2. C.F (Correction Factor) = Antenna Factor (dB)+ Cable Loss (dB)- Preamplifier(dB)+16db attenuation.
3. Measurement(dBuV/m) = Reading(dBuV) + C.F (Correction Factor).
4.The emission levels of other frequencies are very lower than the limit and not show in test report.

EUT	AX5400 Wi-Fi 6 Router	Date of Test	2020-09-27
Factor	BBHA 9120D (1GHz~18GHz)_2020	Temp. / Humidity	25.6°C/42%
Polarity	Vertical	Site / Test Engineer	AC1 / Jay Chu
Test Mode	Transmit by 802.11ax-HE40 at channel 5755MHz (CDD Mode)	Test Voltage	120V/60Hz

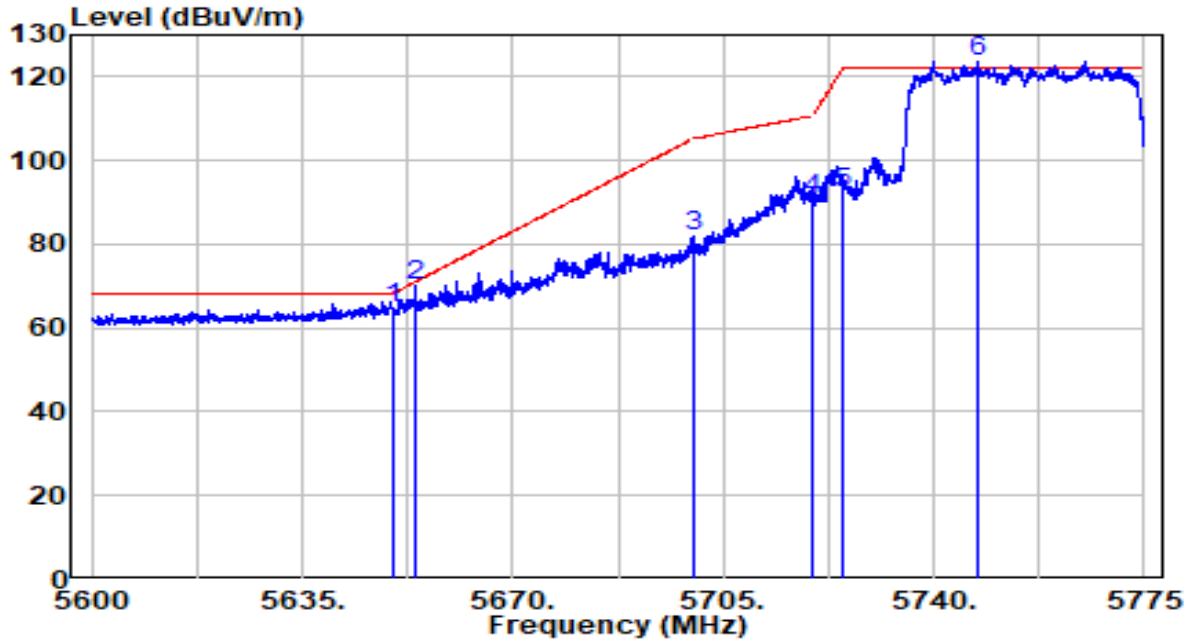

No		Frequency (MHz)	Reading (dBuV)	C.F (dB)	Measurement (dBuV/m)	Margin (dB)	Limit (dBuV/m)	Remark (QP/PK/AV)
1		5650.000	41.23	23.76	64.99	-3.21	68.20	Peak
2		5653.725	46.15	23.77	69.92	-1.05	70.97	Peak
3		5700.000	57.77	23.92	81.69	-23.51	105.20	Peak
4		5720.000	66.88	23.98	90.86	-19.94	110.80	Peak
5		5725.000	68.04	24.00	92.04	-30.16	122.20	Peak
6	*	5747.350	99.55	24.07	123.62	N/A	N/A	Peak

Note:

1. " *", means this data is the worst emission level.
2. C.F (Correction Factor) = Antenna Factor (dB)+ Cable Loss (dB)- Preamplifier(dB)+16db attenuation.
3. Measurement(dBuV/m) = Reading(dBuV) + C.F (Correction Factor).
4.The emission levels of other frequencies are very lower than the limit and not show in test report.

EUT	AX5400 Wi-Fi 6 Router	Date of Test	2020-09-27
Factor	BBHA 9120D (1GHz~18GHz)_2020	Temp. / Humidity	25.6°C/42%
Polarity	Horizontal	Site / Test Engineer	AC1 / Jay Chu
Test Mode	Transmit by 802.11ax-HE40 at channel 5795MHz (CDD Mode)	Test Voltage	120V/60Hz

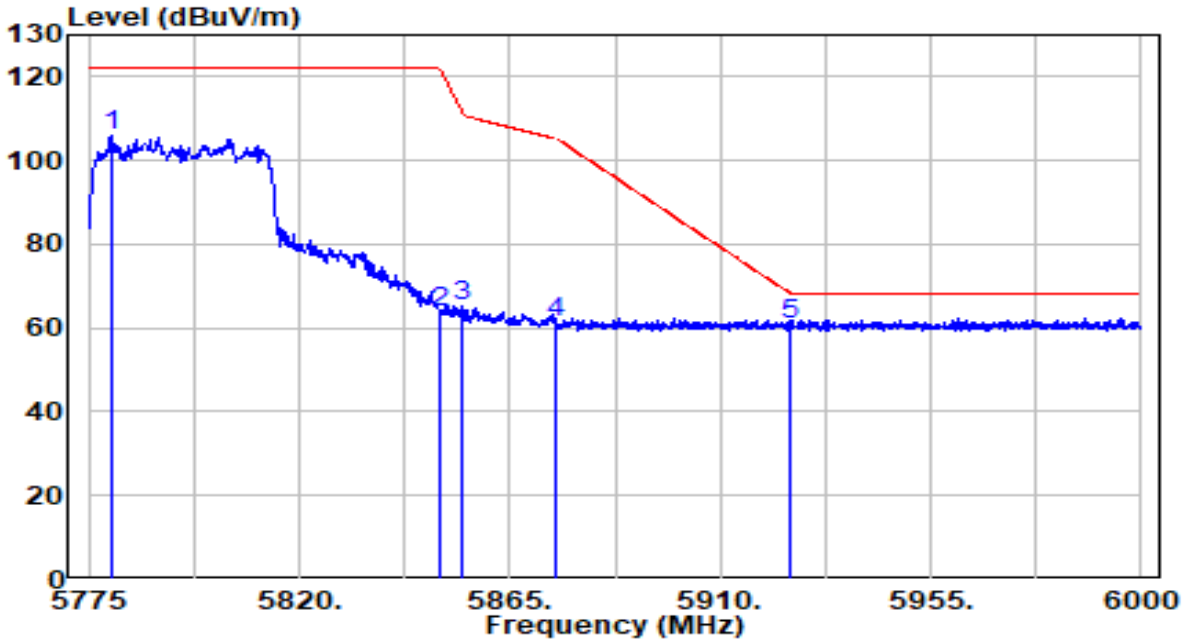

No		Frequency (MHz)	Reading (dBuV)	C.F (dB)	Measurement (dBuV/m)	Margin (dB)	Limit (dBuV/m)	Remark (QP/PK/AV)
1		5780.063	82.00	24.18	106.18	N/A	N/A	Peak
2		5850.000	39.55	24.40	63.95	-58.25	122.20	Peak
3		5855.000	40.89	24.42	65.31	-45.49	110.80	Peak
4		5875.000	36.91	24.49	61.40	-43.80	105.20	Peak
5	*	5925.000	36.43	24.65	61.08	-7.12	68.20	Peak

Note:

1. " *", means this data is the worst emission level.
2. C.F (Correction Factor) = Antenna Factor (dB)+ Cable Loss (dB)- Preamplifier(dB)+16db attenuation.
3. Measurement(dBuV/m) = Reading(dBuV) + C.F (Correction Factor).
4.The emission levels of other frequencies are very lower than the limit and not show in test report.

EUT	AX5400 Wi-Fi 6 Router	Date of Test	2020-09-27
Factor	BBHA 9120D (1GHz~18GHz)_2020	Temp. / Humidity	25.6°C/42%
Polarity	Vertical	Site / Test Engineer	AC1 / Jay Chu
Test Mode	Transmit by 802.11ax-HE40 at channel 5795MHz (CDD Mode)	Test Voltage	120V/60Hz

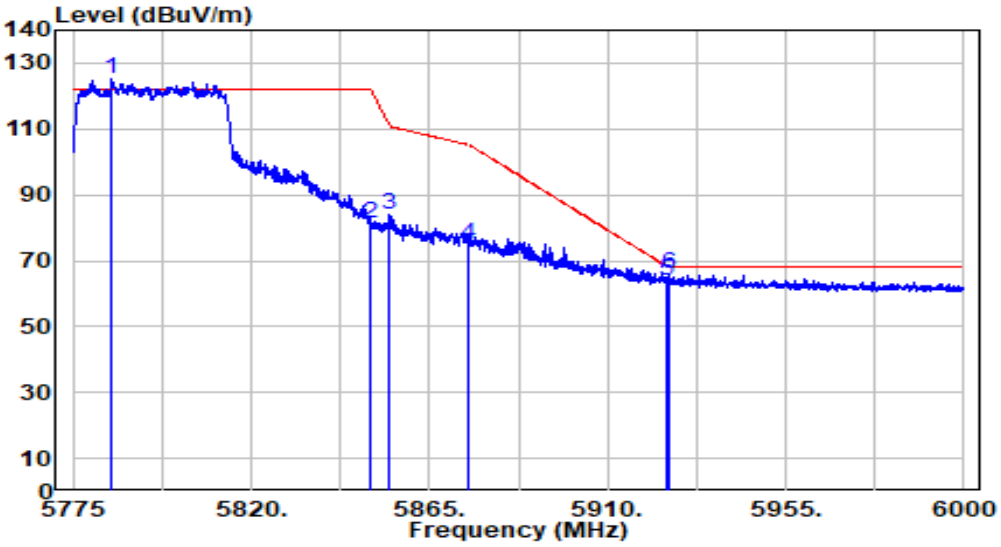

No		Frequency (MHz)	Reading (dBuV)	C.F (dB)	Measurement (dBuV/m)	Margin (dB)	Limit (dBuV/m)	Remark (QP/PK/AV)
1	*	5784.675	100.82	24.19	125.02	N/A	N/A	Peak
2		5850.000	57.01	24.40	81.41	-40.79	122.20	Peak
3		5855.000	59.61	24.42	84.03	-26.77	110.80	Peak
4		5875.000	50.77	24.49	75.26	-29.94	105.20	Peak
5		5925.000	39.12	24.65	63.77	-4.43	68.20	Peak
6		5925.300	41.45	24.65	66.10	-2.10	68.20	Peak

Note:

1. " *", means this data is the worst emission level.
2. C.F (Correction Factor) = Antenna Factor (dB)+ Cable Loss (dB)- Preamplifier(dB)+16db attenuation.
3. Measurement(dBuV/m) = Reading(dBuV) + C.F (Correction Factor).
4.The emission levels of other frequencies are very lower than the limit and not show in test report.

EUT	AX5400 Wi-Fi 6 Router	Date of Test	2020-09-27
Factor	BBHA 9120D (1GHz~18GHz)_2020	Temp. / Humidity	25.6°C/42%
Polarity	Horizontal	Site / Test Engineer	AC1 / Jay Chu
Test Mode	Transmit by 802.11ax-HE80 at channel 5210MHz (CDD Mode)	Test Voltage	120V/60Hz

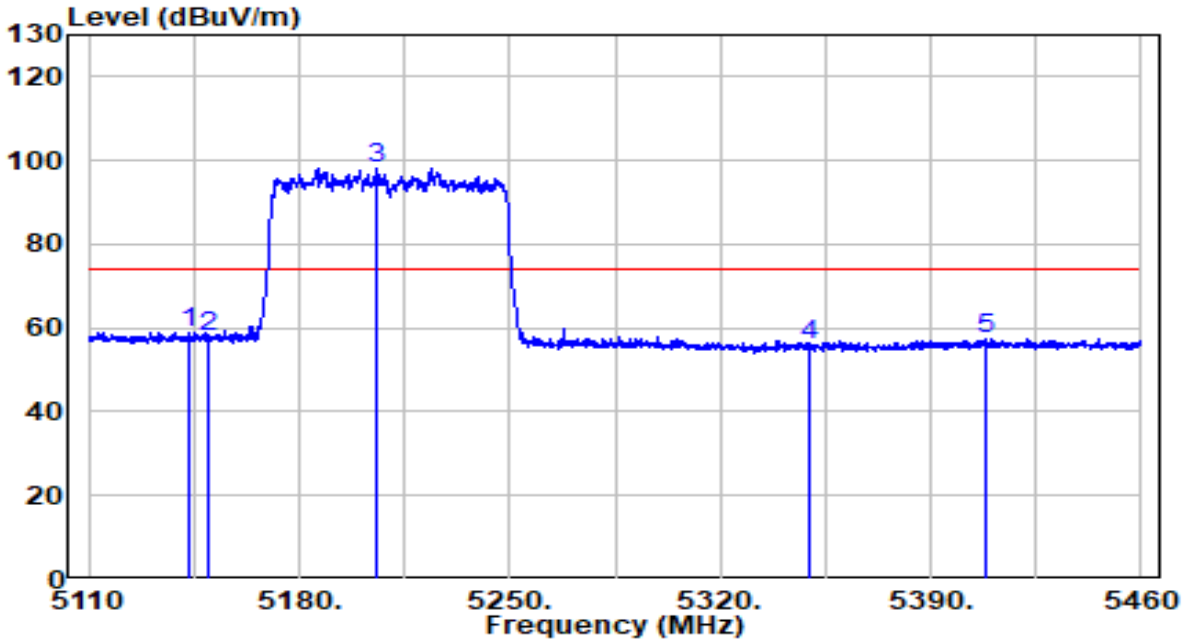

No		Frequency (MHz)	Reading (dBuV)	C.F (dB)	Measurement (dBuV/m)	Margin (dB)	Limit (dBuV/m)	Remark (QP/PK/AV)
1		5143.775	39.08	19.90	58.98	-15.02	74.00	Peak
2		5150.000	37.86	19.91	57.76	-16.24	74.00	Peak
3	*	5205.725	78.38	19.96	98.34	N/A	N/A	Peak
4		5350.000	35.57	20.11	55.68	-18.32	74.00	Peak
5		5408.200	37.13	20.17	57.30	-16.70	74.00	Peak

Note:

1. " *", means this data is the worst emission level.
2. C.F (Correction Factor) = Antenna Factor (dB)+ Cable Loss (dB)- Preamplifier(dB)+16db attenuation.
3. Measurement(dBuV/m) = Reading(dBuV) + C.F (Correction Factor).
4.The emission levels of other frequencies are very lower than the limit and not show in test report.

EUT	AX5400 Wi-Fi 6 Router	Date of Test	2020-09-27
Factor	BBHA 9120D (1GHz~18GHz)_2020	Temp. / Humidity	25.6°C/42%
Polarity	Horizontal	Site / Test Engineer	AC1 / Jay Chu
Test Mode	Transmit by 802.11ax-HE80 at channel 5210MHz (CDD Mode)	Test Voltage	120V/60Hz

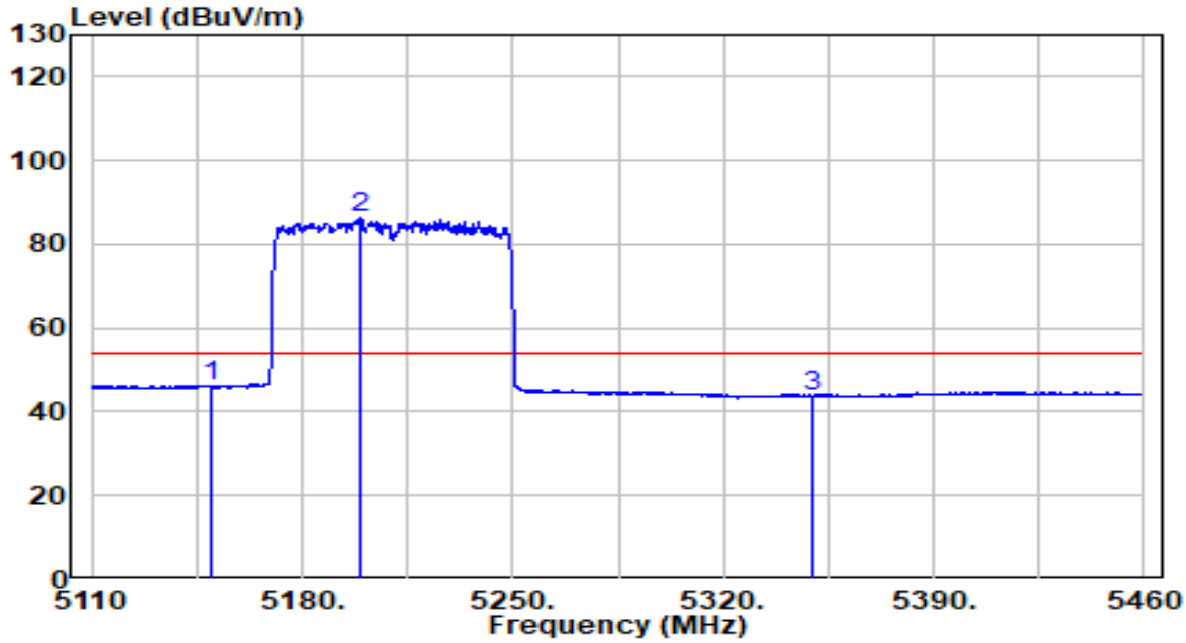

No		Frequency (MHz)	Reading (dBuV)	C.F (dB)	Measurement (dBuV/m)	Margin (dB)	Limit (dBuV/m)	Remark (QP/PK/AV)
1		5150.075	25.99	19.91	45.90	-8.10	54.00	Average
2	*	5199.250	66.19	19.96	86.15	N/A	N/A	Average
3		5350.000	23.74	20.11	43.85	-10.15	54.00	Average

Note:

1. " *", means this data is the worst emission level.
2. C.F (Correction Factor) = Antenna Factor (dB)+ Cable Loss (dB)- Preamplifier(dB)+16db attenuation.
3. Measurement(dBuV/m) = Reading(dBuV) + C.F (Correction Factor).
4.The emission levels of other frequencies are very lower than the limit and not show in test report.

EUT	AX5400 Wi-Fi 6 Router	Date of Test	2020-09-27
Factor	BBHA 9120D (1GHz~18GHz)_2020	Temp. / Humidity	25.6°C/42%
Polarity	Vertical	Site / Test Engineer	AC1 / Jay Chu
Test Mode	Transmit by 802.11ax-HE80 at channel 5210MHz (CDD Mode)	Test Voltage	120V/60Hz

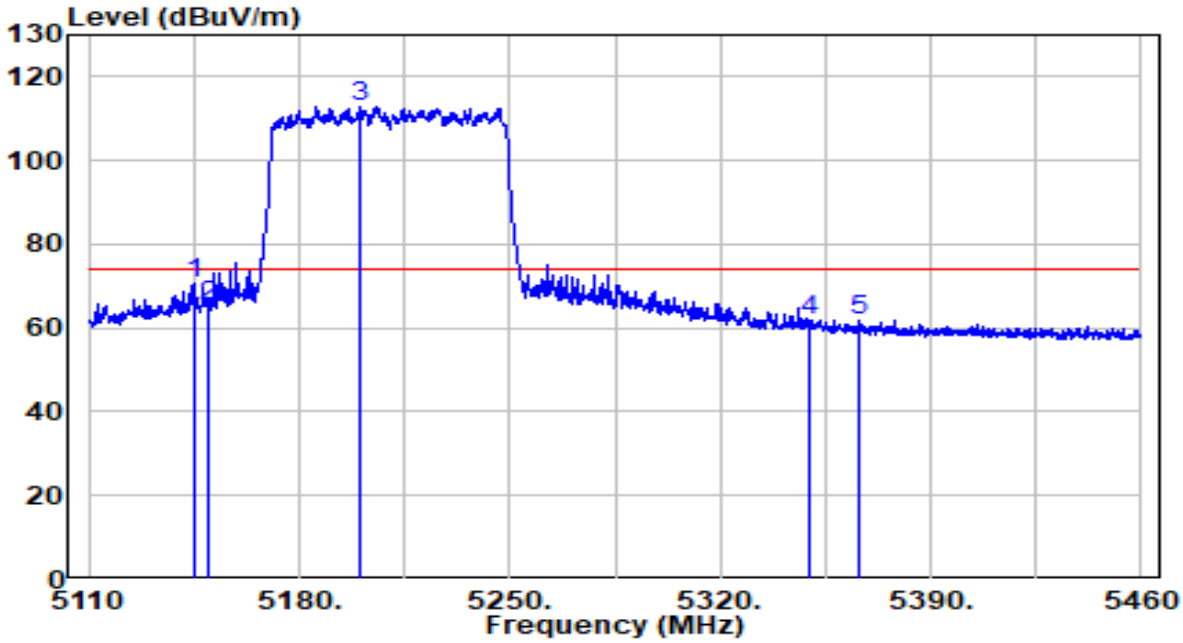

No		Frequency (MHz)	Reading (dBuV)	C.F (dB)	Measurement (dBuV/m)	Margin (dB)	Limit (dBuV/m)	Remark (QP/PK/AV)
1		5144.825	50.54	19.90	70.44	-3.56	74.00	Peak
2		5150.000	45.13	19.91	65.04	-8.96	74.00	Peak
3	*	5199.950	93.02	19.96	112.98	N/A	N/A	Peak
4		5350.000	41.74	20.11	61.86	-12.14	74.00	Peak
5		5366.550	41.53	20.13	61.66	-12.34	74.00	Peak

Note:

1. " *", means this data is the worst emission level.
2. C.F (Correction Factor) = Antenna Factor (dB)+ Cable Loss (dB)- Preamplifier(dB)+16db attenuation.
3. Measurement(dBuV/m) = Reading(dBuV) + C.F (Correction Factor).
4.The emission levels of other frequencies are very lower than the limit and not show in test report.

EUT	AX5400 Wi-Fi 6 Router	Date of Test	2020-09-27
Factor	BBHA 9120D (1GHz~18GHz)_2020	Temp. / Humidity	25.6°C/42%
Polarity	Vertical	Site / Test Engineer	AC1 / Jay Chu
Test Mode	Transmit by 802.11ax-HE80 at channel 5210MHz (CDD Mode)	Test Voltage	120V/60Hz

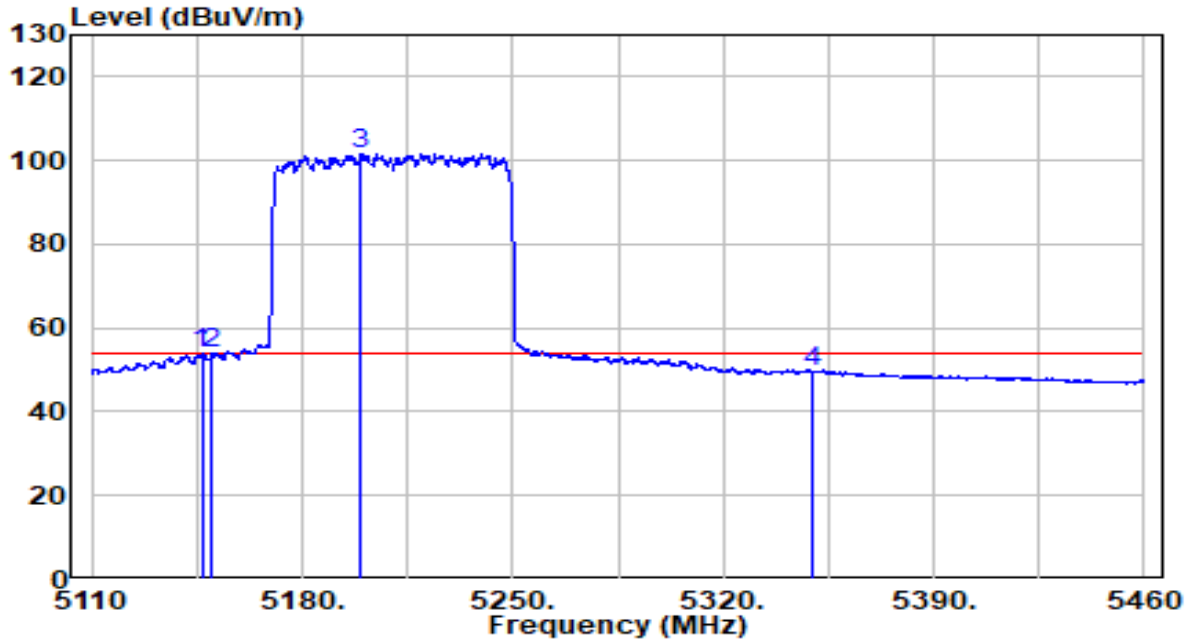

No		Frequency (MHz)	Reading (dBuV)	C.F (dB)	Measurement (dBuV/m)	Margin (dB)	Limit (dBuV/m)	Remark (QP/PK/AV)
1		5146.575	33.85	19.90	53.75	-0.25	54.00	Average
2		5150.000	33.83	19.91	53.73	-0.27	54.00	Average
3	*	5199.600	81.54	19.96	101.50	N/A	N/A	Average
4		5350.000	29.28	20.11	49.40	-4.60	54.00	Average

Note:

1. " *", means this data is the worst emission level.
2. C.F (Correction Factor) = Antenna Factor (dB)+ Cable Loss (dB)- Preamplifier(dB)+16db attenuation.
3. Measurement(dBuV/m) = Reading(dBuV) + C.F (Correction Factor).
4.The emission levels of other frequencies are very lower than the limit and not show in test report.

EUT	AX5400 Wi-Fi 6 Router	Date of Test	2020-09-27
Factor	BBHA 9120D (1GHz~18GHz)_2020	Temp. / Humidity	25.6°C/42%
Polarity	Horizontal	Site / Test Engineer	AC1 / Jay Chu
Test Mode	Transmit by 802.11ax-HE80 at channel 5290MHz (CDD Mode)	Test Voltage	120V/60Hz

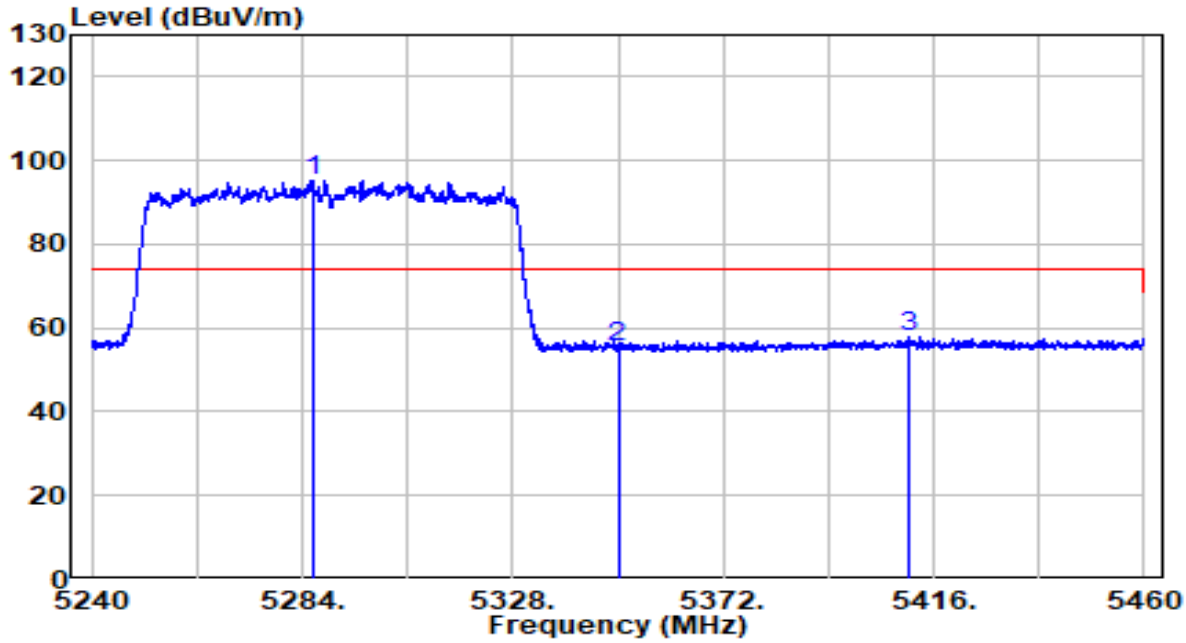

No		Frequency (MHz)	Reading (dBuV)	C.F (dB)	Measurement (dBuV/m)	Margin (dB)	Limit (dBuV/m)	Remark (QP/PK/AV)
1	*	5286.200	75.19	20.05	95.24	N/A	N/A	Peak
2		5350.000	35.12	20.11	55.24	-18.76	74.00	Peak
3		5410.720	37.70	20.18	57.88	-16.12	74.00	Peak

Note:

1. " *", means this data is the worst emission level.
2. C.F (Correction Factor) = Antenna Factor (dB)+ Cable Loss (dB)- Preamplifier(dB)+16db attenuation.
3. Measurement(dBuV/m) = Reading(dBuV) + C.F (Correction Factor).
4.The emission levels of other frequencies are very lower than the limit and not show in test report.

EUT	AX5400 Wi-Fi 6 Router	Date of Test	2020-09-27
Factor	BBHA 9120D (1GHz~18GHz)_2020	Temp. / Humidity	25.6°C/42%
Polarity	Horizontal	Site / Test Engineer	AC1 / Jay Chu
Test Mode	Transmit by 802.11ax-HE80 at channel 5290MHz (CDD Mode)	Test Voltage	120V/60Hz

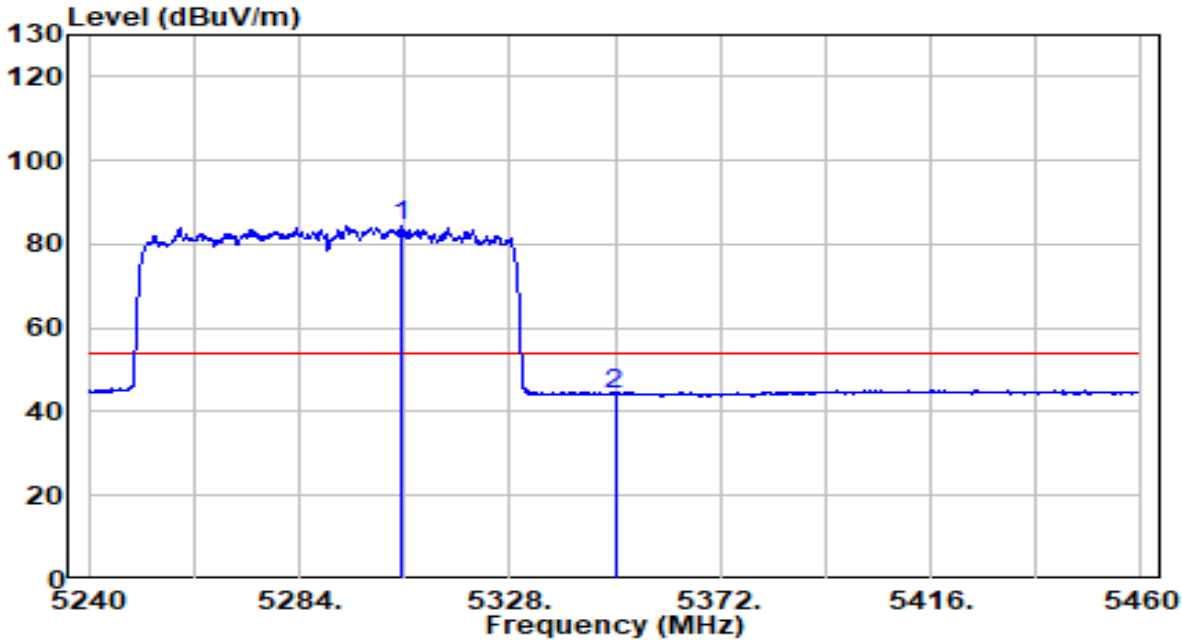

No		Frequency (MHz)	Reading (dBuV)	C.F (dB)	Measurement (dBuV/m)	Margin (dB)	Limit (dBuV/m)	Remark (QP/PK/AV)
1	*	5305.230	64.28	20.07	84.35	N/A	N/A	Average
2		5350.000	24.11	20.11	44.22	-9.78	54.00	Average

Note:

1. " *", means this data is the worst emission level.
2. C.F (Correction Factor) = Antenna Factor (dB)+ Cable Loss (dB)- Preamplifier(dB)+16db attenuation.
3. Measurement(dBuV/m) = Reading(dBuV) + C.F (Correction Factor).
4.The emission levels of other frequencies are very lower than the limit and not show in test report.

EUT	AX5400 Wi-Fi 6 Router	Date of Test	2020-09-27
Factor	BBHA 9120D (1GHz~18GHz)_2020	Temp. / Humidity	25.6°C/42%
Polarity	Vertical	Site / Test Engineer	AC1 / Jay Chu
Test Mode	Transmit by 802.11ax-HE80 at channel 5290MHz (CDD Mode)	Test Voltage	120V/60Hz

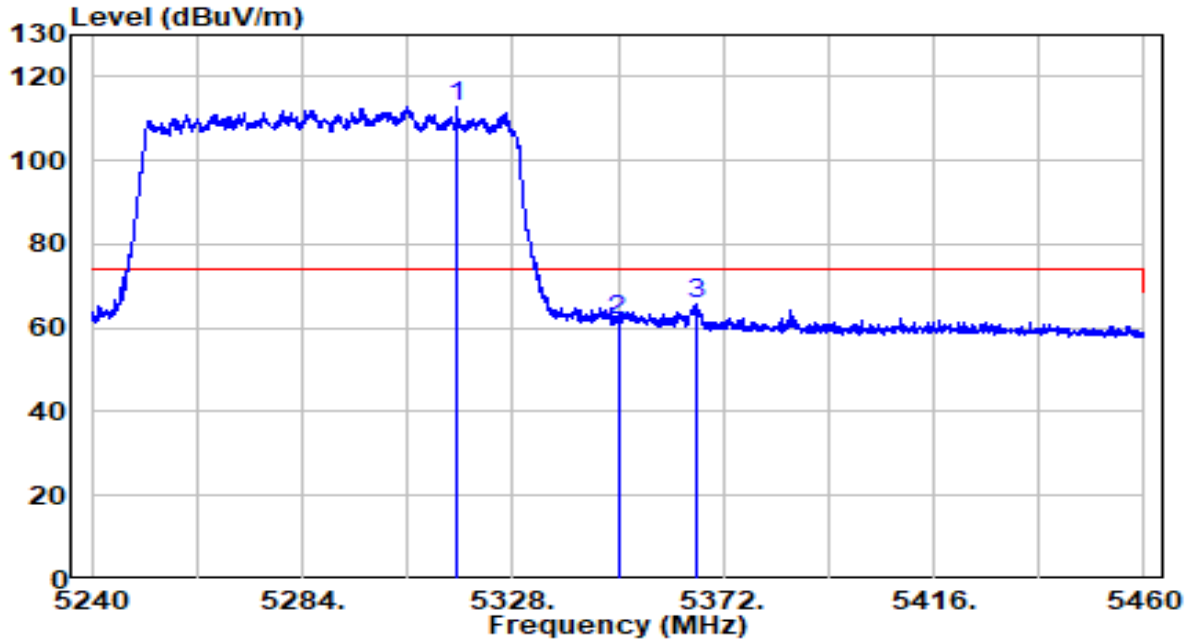

No		Frequency (MHz)	Reading (dBuV)	C.F (dB)	Measurement (dBuV/m)	Margin (dB)	Limit (dBuV/m)	Remark (QP/PK/AV)
1	*	5316.450	92.96	20.08	113.04	N/A	N/A	Peak
2		5350.000	41.81	20.11	61.92	-12.08	74.00	Peak
3		5366.610	45.77	20.13	65.90	-8.10	74.00	Peak

Note:

1. " *", means this data is the worst emission level.
2. C.F (Correction Factor) = Antenna Factor (dB)+ Cable Loss (dB)- Preamplifier(dB)+16db attenuation.
3. Measurement(dBuV/m) = Reading(dBuV) + C.F (Correction Factor).
4.The emission levels of other frequencies are very lower than the limit and not show in test report.

EUT	AX5400 Wi-Fi 6 Router	Date of Test	2020-09-27
Factor	BBHA 9120D (1GHz~18GHz)_2020	Temp. / Humidity	25.6°C/42%
Polarity	Vertical	Site / Test Engineer	AC1 / Jay Chu
Test Mode	Transmit by 802.11ax-HE80 at channel 5290MHz (CDD Mode)	Test Voltage	120V/60Hz

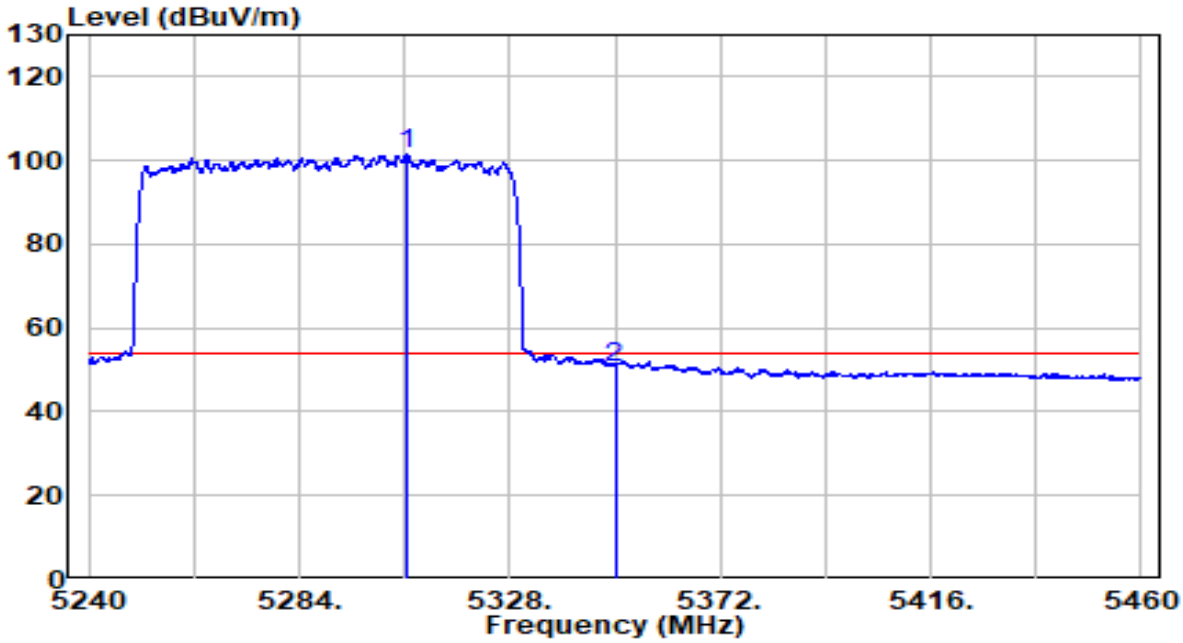

No		Frequency (MHz)	Reading (dBuV)	C.F (dB)	Measurement (dBuV/m)	Margin (dB)	Limit (dBuV/m)	Remark (QP/PK/AV)
1	*	5306.770	81.46	20.07	101.53	N/A	N/A	Average
2		5350.000	30.65	20.11	50.77	-3.23	54.00	Average

Note:

1. " *", means this data is the worst emission level.
2. C.F (Correction Factor) = Antenna Factor (dB)+ Cable Loss (dB)- Preamplifier(dB)+16db attenuation.
3. Measurement(dBuV/m) = Reading(dBuV) + C.F (Correction Factor).
4.The emission levels of other frequencies are very lower than the limit and not show in test report.

EUT	AX5400 Wi-Fi 6 Router	Date of Test	2020-09-27
Factor	BBHA 9120D (1GHz~18GHz)_2020	Temp. / Humidity	25.6°C/42%
Polarity	Horizontal	Site / Test Engineer	AC1 / Jay Chu
Test Mode	Transmit by 802.11ax-HE80 at channel 5530MHz (CDD Mode)	Test Voltage	120V/60Hz

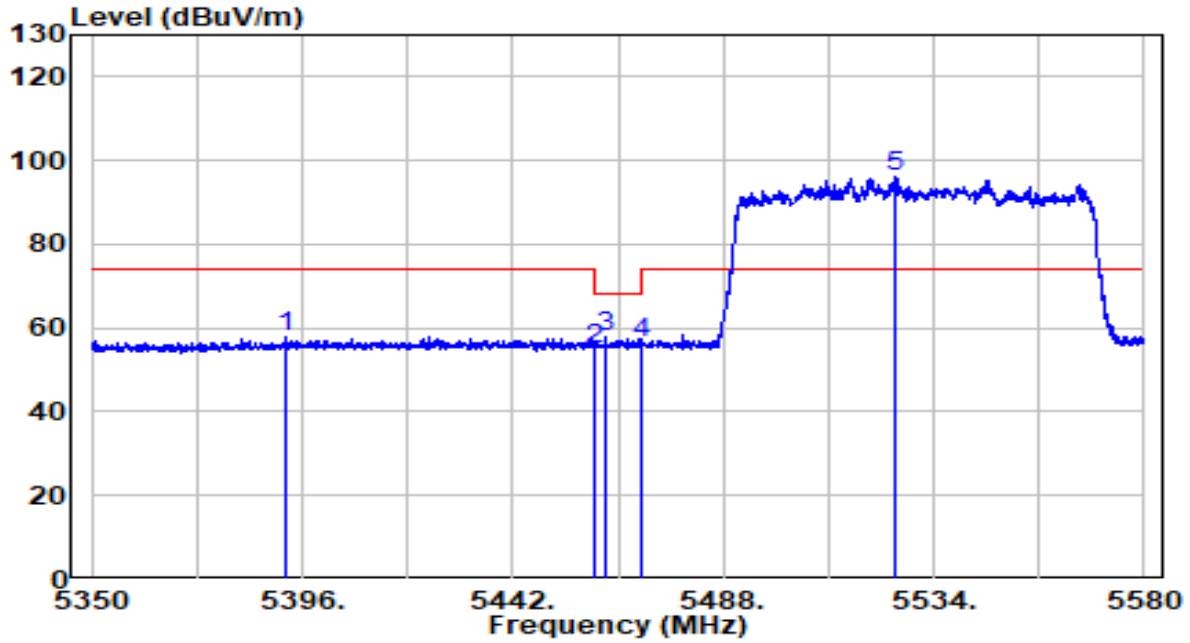

No		Frequency (MHz)	Reading (dBuV)	C.F (dB)	Measurement (dBuV/m)	Margin (dB)	Limit (dBuV/m)	Remark (QP/PK/AV)
1		5392.665	37.94	20.16	58.10	-15.90	74.00	Peak
2		5460.000	34.89	20.23	55.11	-13.09	68.20	Peak
3		5462.355	37.49	20.23	57.72	-10.48	68.20	Peak
4		5470.000	36.32	20.24	56.56	-11.64	68.20	Peak
5	*	5525.720	75.94	20.35	96.29	N/A	N/A	Peak

Note:

1. " *", means this data is the worst emission level.
2. C.F (Correction Factor) = Antenna Factor (dB)+ Cable Loss (dB)- Preamplifier(dB)+16db attenuation.
3. Measurement(dBuV/m) = Reading(dBuV) + C.F (Correction Factor).
4.The emission levels of other frequencies are very lower than the limit and not show in test report.

EUT	AX5400 Wi-Fi 6 Router	Date of Test	2020-09-27
Factor	BBHA 9120D (1GHz~18GHz)_2020	Temp. / Humidity	25.6°C/42%
Polarity	Horizontal	Site / Test Engineer	AC1 / Jay Chu
Test Mode	Transmit by 802.11ax-HE80 at channel 5530MHz (CDD Mode)	Test Voltage	120V/60Hz

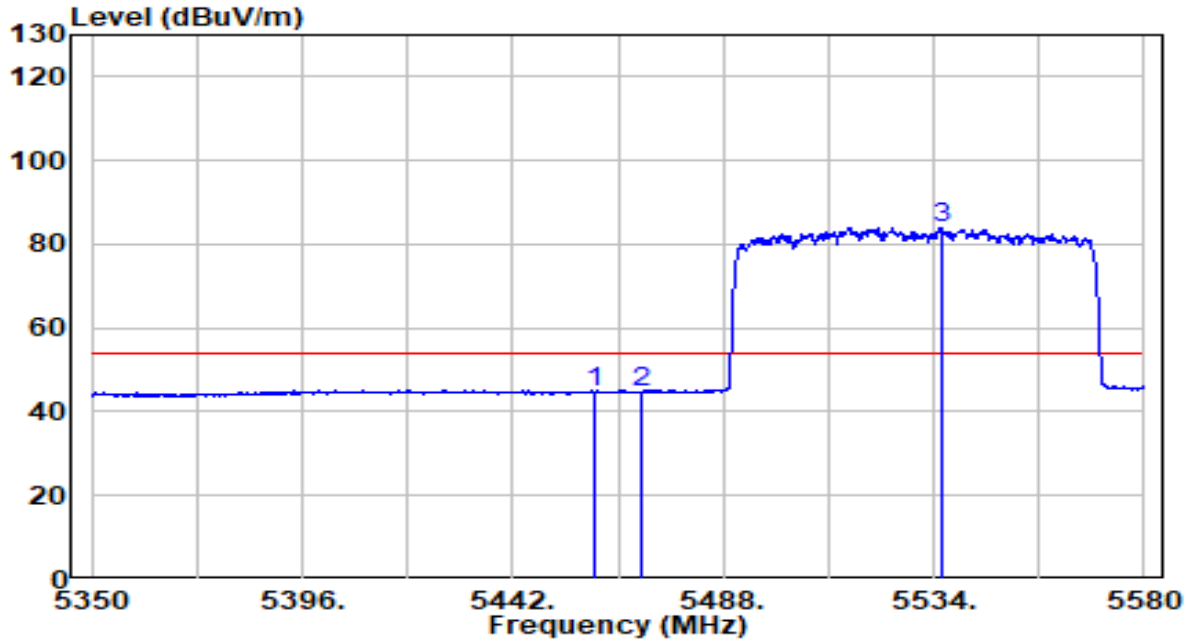

No		Frequency (MHz)	Reading (dBuV)	C.F (dB)	Measurement (dBuV/m)	Margin (dB)	Limit (dBuV/m)	Remark (QP/PK/AV)
1		5460.000	24.19	20.23	44.42	-9.58	54.00	Average
2		5470.000	24.32	20.24	44.56	-9.44	54.00	Average
3	*	5535.610	63.72	20.39	84.10	N/A	N/A	Average

Note:

1. " *", means this data is the worst emission level.
2. C.F (Correction Factor) = Antenna Factor (dB)+ Cable Loss (dB)- Preamplifier(dB)+16db attenuation.
3. Measurement(dBuV/m) = Reading(dBuV) + C.F (Correction Factor).
4.The emission levels of other frequencies are very lower than the limit and not show in test report.

EUT	AX5400 Wi-Fi 6 Router	Date of Test	2020-09-27
Factor	BBHA 9120D (1GHz~18GHz)_2020	Temp. / Humidity	25.6°C/42%
Polarity	Vertical	Site / Test Engineer	AC1 / Jay Chu
Test Mode	Transmit by 802.11ax-HE80 at channel 5530MHz (CDD Mode)	Test Voltage	120V/60Hz

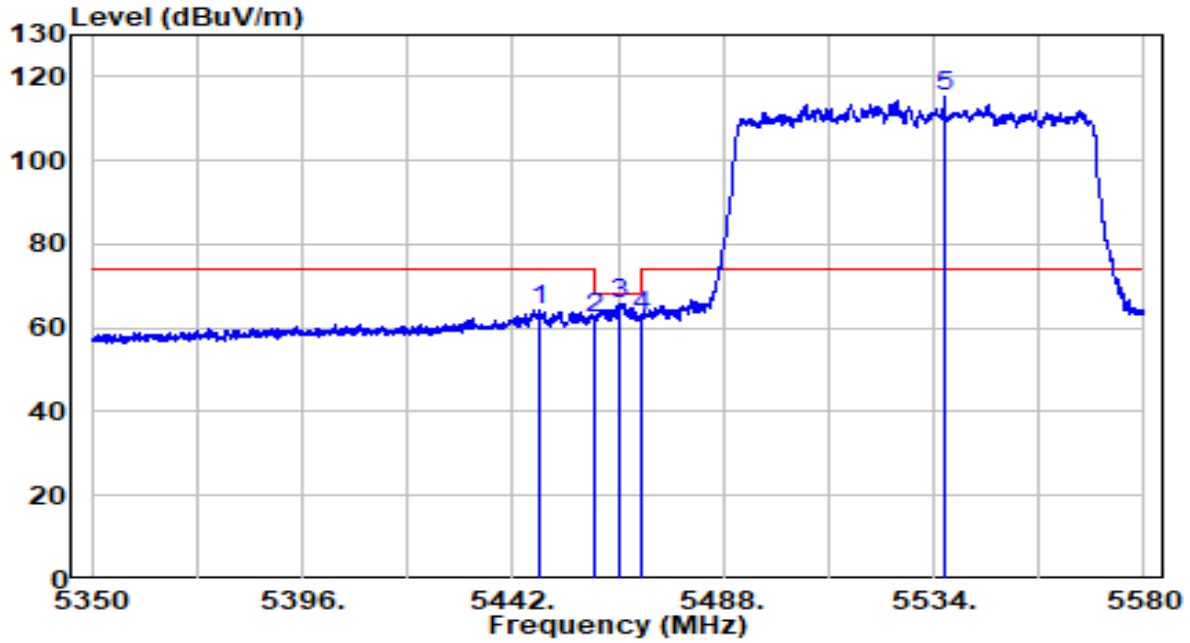

No		Frequency (MHz)	Reading (dBuV)	C.F (dB)	Measurement (dBuV/m)	Margin (dB)	Limit (dBuV/m)	Remark (QP/PK/AV)
1		5447.750	43.94	20.22	64.15	-9.85	74.00	Peak
2		5460.000	42.23	20.23	62.46	-5.74	68.20	Peak
3		5465.345	45.67	20.23	65.91	-2.29	68.20	Peak
4		5470.000	42.58	20.24	62.82	-5.38	68.20	Peak
5	*	5536.185	94.85	20.39	115.24	N/A	N/A	Peak

Note:

1. " *", means this data is the worst emission level.
2. C.F (Correction Factor) = Antenna Factor (dB)+ Cable Loss (dB)- Preamplifier(dB)+16db attenuation.
3. Measurement(dBuV/m) = Reading(dBuV) + C.F (Correction Factor).
4.The emission levels of other frequencies are very lower than the limit and not show in test report.

EUT	AX5400 Wi-Fi 6 Router	Date of Test	2020-09-27
Factor	BBHA 9120D (1GHz~18GHz)_2020	Temp. / Humidity	25.6°C/42%
Polarity	Vertical	Site / Test Engineer	AC1 / Jay Chu
Test Mode	Transmit by 802.11ax-HE80 at channel 5530MHz (CDD Mode)	Test Voltage	120V/60Hz

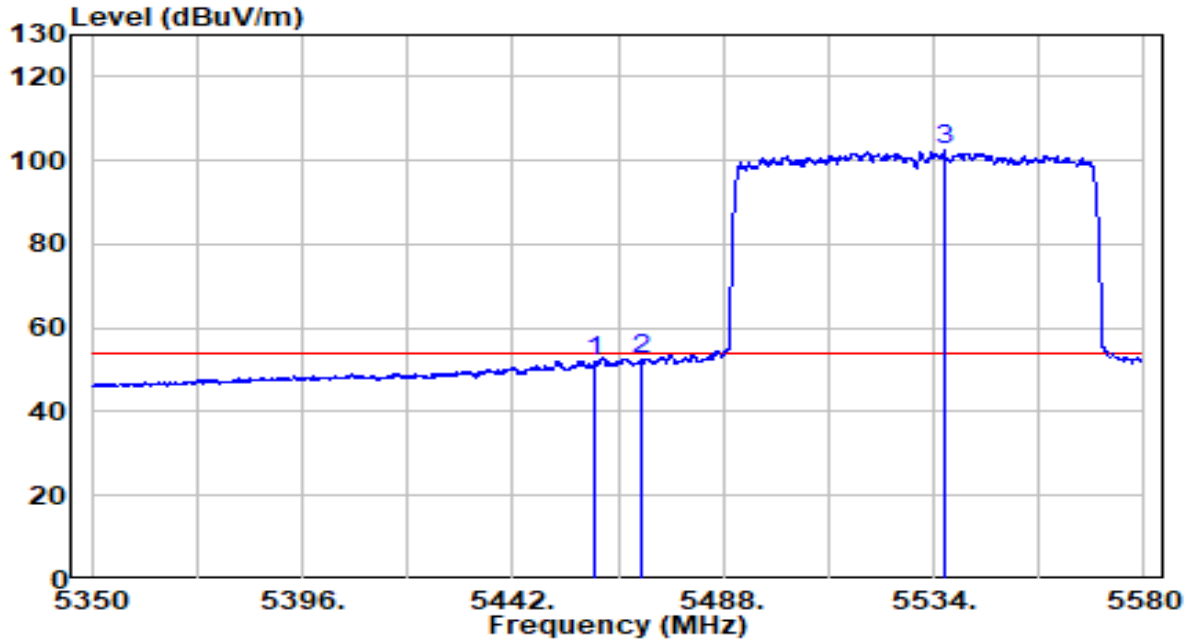

No		Frequency (MHz)	Reading (dBuV)	C.F (dB)	Measurement (dBuV/m)	Margin (dB)	Limit (dBuV/m)	Remark (QP/PK/AV)
1		5460.000	31.53	20.23	51.76	-2.24	54.00	Average
2		5470.000	32.18	20.24	52.42	-1.58	54.00	Average
3	*	5536.415	81.92	20.39	102.31	N/A	N/A	Average

Note:

1. " *", means this data is the worst emission level.
2. C.F (Correction Factor) = Antenna Factor (dB)+ Cable Loss (dB)- Preamplifier(dB)+16db attenuation.
3. Measurement(dBuV/m) = Reading(dBuV) + C.F (Correction Factor).
4.The emission levels of other frequencies are very lower than the limit and not show in test report.

EUT	AX5400 Wi-Fi 6 Router	Date of Test	2020-09-27
Factor	BBHA 9120D (1GHz~18GHz)_2020	Temp. / Humidity	25.6°C/42%
Polarity	Horizontal	Site / Test Engineer	AC1 / Jay Chu
Test Mode	Transmit by 802.11ax-HE80 at channel 5610MHz (CDD Mode)	Test Voltage	120V/60Hz

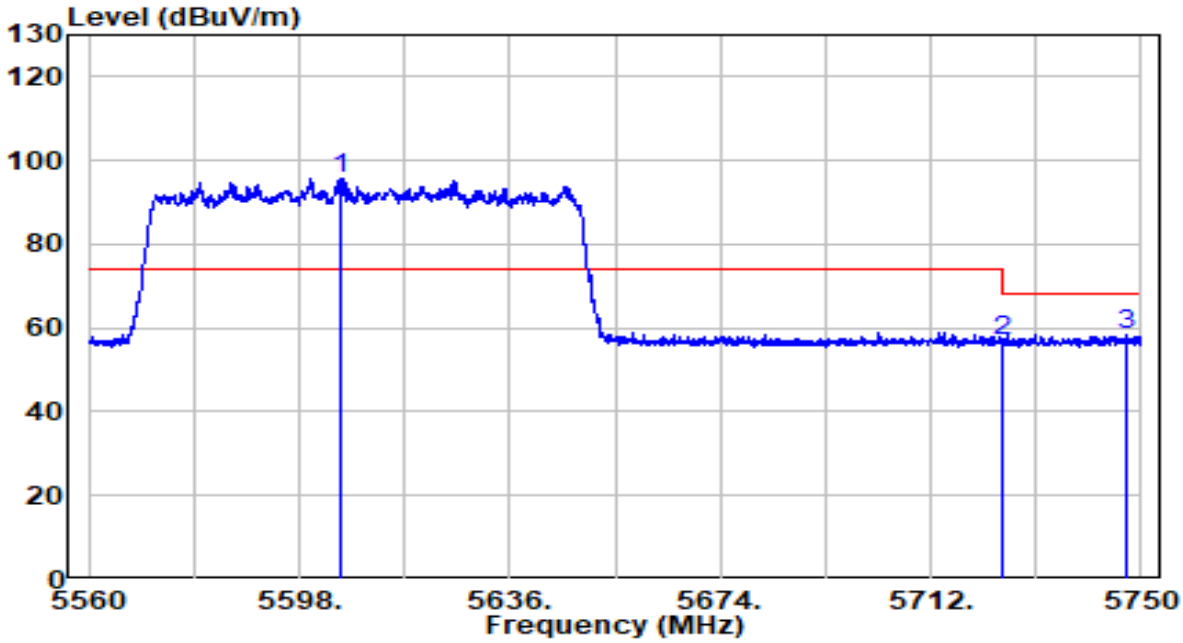

No		Frequency (MHz)	Reading (dBuV)	C.F (dB)	Measurement (dBuV/m)	Margin (dB)	Limit (dBuV/m)	Remark (QP/PK/AV)
1	*	5605.695	74.96	20.61	95.57	N/A	N/A	Peak
2		5725.000	35.89	21.00	56.89	-11.31	68.20	Peak
3		5747.150	37.32	21.07	58.39	-9.81	68.20	Peak

Note:

1. " *", means this data is the worst emission level.
2. C.F (Correction Factor) = Antenna Factor (dB)+ Cable Loss (dB)- Preamplifier(dB)+16db attenuation.
3. Measurement(dBuV/m) = Reading(dBuV) + C.F (Correction Factor).
4.The emission levels of other frequencies are very lower than the limit and not show in test report.

EUT	AX5400 Wi-Fi 6 Router	Date of Test	2020-09-27
Factor	BBHA 9120D (1GHz~18GHz)_2020	Temp. / Humidity	25.6°C/42%
Polarity	Vertical	Site / Test Engineer	AC1 / Jay Chu
Test Mode	Transmit by 802.11ax-HE80 at channel 5610MHz (CDD Mode)	Test Voltage	120V/60Hz

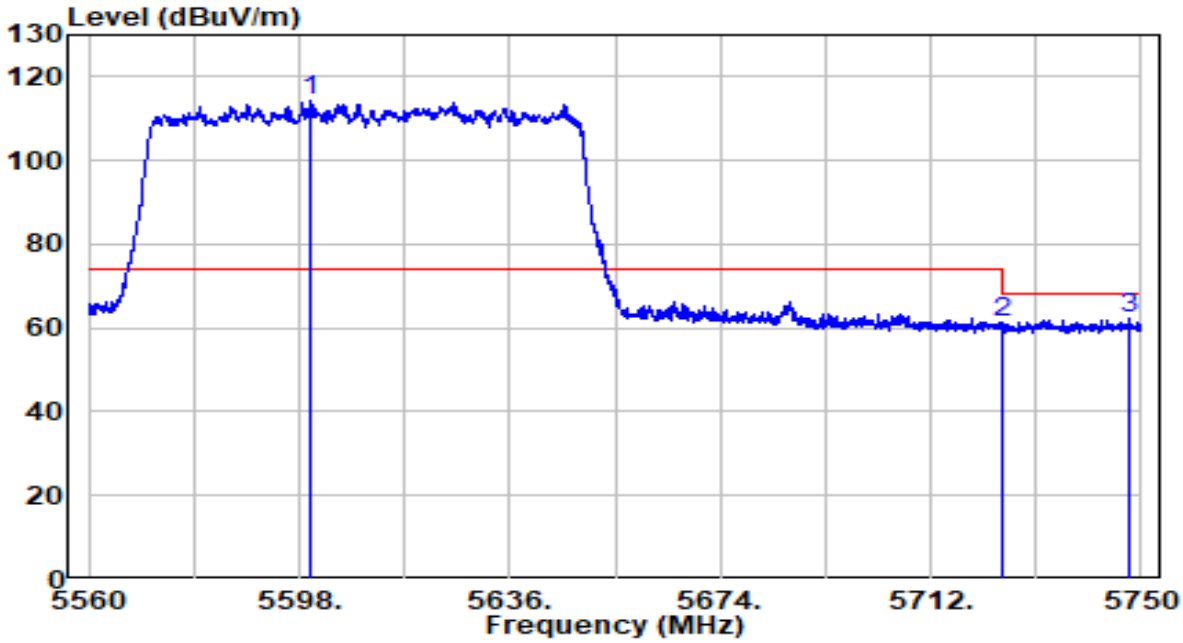

No		Frequency (MHz)	Reading (dBuV)	C.F (dB)	Measurement (dBuV/m)	Margin (dB)	Limit (dBuV/m)	Remark (QP/PK/AV)
1	*	5599.995	93.61	20.59	114.20	N/A	N/A	Peak
2		5725.000	40.45	21.00	61.45	-6.75	68.20	Peak
3		5747.815	41.41	21.07	62.48	-5.72	68.20	Peak

Note:

1. " *", means this data is the worst emission level.
2. C.F (Correction Factor) = Antenna Factor (dB)+ Cable Loss (dB)- Preamplifier(dB)+16db attenuation.
3. Measurement(dBuV/m) = Reading(dBuV) + C.F (Correction Factor).
4.The emission levels of other frequencies are very lower than the limit and not show in test report.

EUT	AX5400 Wi-Fi 6 Router	Date of Test	2020-09-27
Factor	BBHA 9120D (1GHz~18GHz)_2020	Temp. / Humidity	25.6°C/42%
Polarity	Horizontal	Site / Test Engineer	AC1 / Jay Chu
Test Mode	Transmit by 802.11ax-HE80 at channel 5775MHz (CDD Mode)	Test Voltage	120V/60Hz

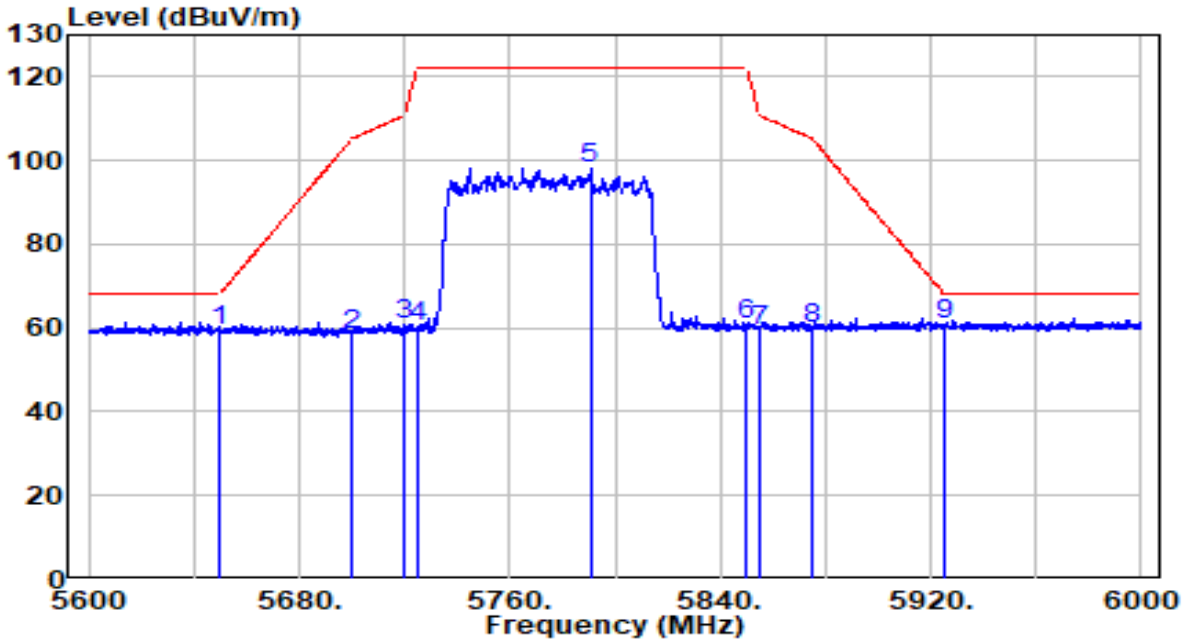

No		Frequency (MHz)	Reading (dBuV)	C.F (dB)	Measurement (dBuV/m)	Margin (dB)	Limit (dBuV/m)	Remark (QP/PK/AV)
1		5650.000	35.77	23.76	59.53	-8.67	68.20	Peak
2		5700.000	34.63	23.92	58.55	-46.65	105.20	Peak
3		5720.000	36.96	23.98	60.94	-49.86	110.80	Peak
4		5725.000	36.41	24.00	60.41	-61.79	122.20	Peak
5		5790.600	74.10	24.21	98.31	N/A	N/A	Peak
6		5850.000	36.19	24.40	60.59	-61.61	122.20	Peak
7		5855.000	34.88	24.42	59.30	-51.50	110.80	Peak
8		5875.000	35.16	24.49	59.64	-45.56	105.20	Peak
9	*	5925.000	36.05	24.65	60.70	-7.50	68.20	Peak

Note:

1. " *", means this data is the worst emission level.
2. C.F (Correction Factor) = Antenna Factor (dB)+ Cable Loss (dB)- Preamplifier(dB)+16db attenuation.
3. Measurement(dBuV/m) = Reading(dBuV) + C.F (Correction Factor).
4.The emission levels of other frequencies are very lower than the limit and not show in test report.

EUT	AX5400 Wi-Fi 6 Router	Date of Test	2020-09-27
Factor	BBHA 9120D (1GHz~18GHz)_2020	Temp. / Humidity	25.6°C/42%
Polarity	Vertical	Site / Test Engineer	AC1 / Jay Chu
Test Mode	Transmit by 802.11ax-HE80 at channel 5775MHz (CDD Mode)	Test Voltage	120V/60Hz

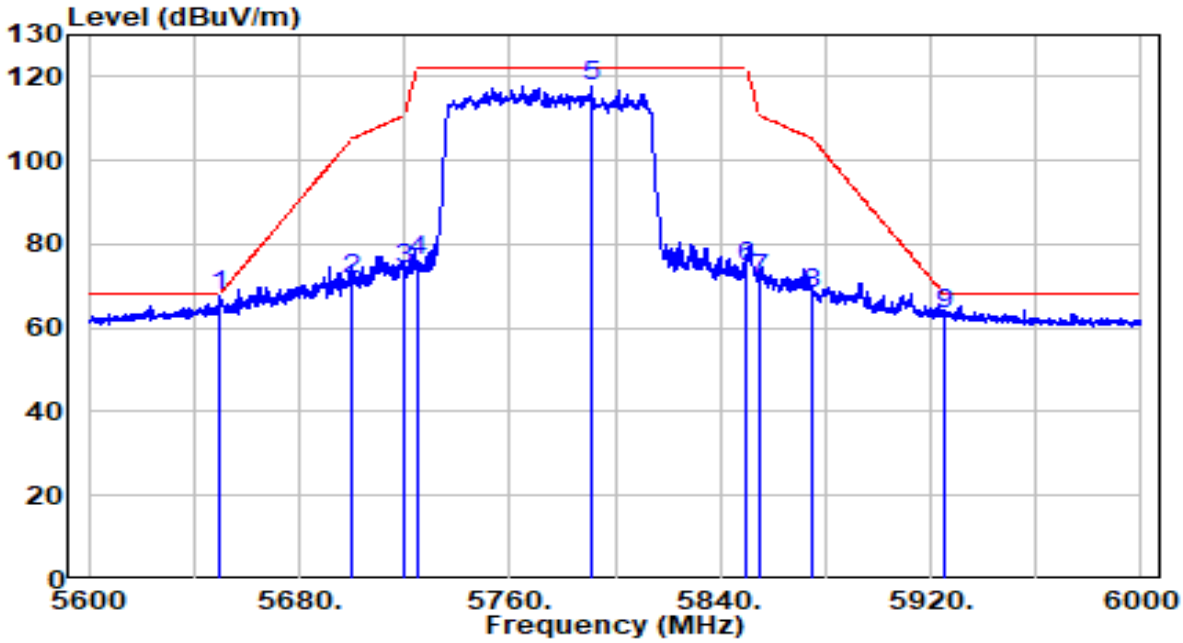

No		Frequency (MHz)	Reading (dBuV)	C.F (dB)	Measurement (dBuV/m)	Margin (dB)	Limit (dBuV/m)	Remark (QP/PK/AV)
1	*	5650.000	44.08	23.76	67.83	-0.37	68.20	Peak
2		5700.000	47.84	23.92	71.76	-33.44	105.20	Peak
3		5720.000	50.02	23.98	74.00	-36.80	110.80	Peak
4		5725.000	52.04	24.00	76.03	-46.17	122.20	Peak
5		5791.000	93.39	24.21	117.60	N/A	N/A	Peak
6		5850.000	50.22	24.40	74.63	-47.57	122.20	Peak
7		5855.000	47.30	24.42	71.72	-39.08	110.80	Peak
8		5875.000	43.53	24.49	68.01	-37.19	105.20	Peak
9		5925.000	38.61	24.65	63.26	-4.94	68.20	Peak

Note:

1. " *", means this data is the worst emission level.
2. C.F (Correction Factor) = Antenna Factor (dB)+ Cable Loss (dB)- Preamplifier(dB)+16db attenuation.
3. Measurement(dBuV/m) = Reading(dBuV) + C.F (Correction Factor).
4.The emission levels of other frequencies are very lower than the limit and not show in test report.

EUT	AX5400 Wi-Fi 6 Router	Date of Test	2020-09-27
Factor	BBHA 9120D (1GHz~18GHz)_2020	Temp. / Humidity	25.6°C/42%
Polarity	Horizontal	Site / Test Engineer	AC1 / Jay Chu
Test Mode	Transmit by 802.11ax-HE160 at channel 5250MHz (CDD Mode)	Test Voltage	120V/60Hz

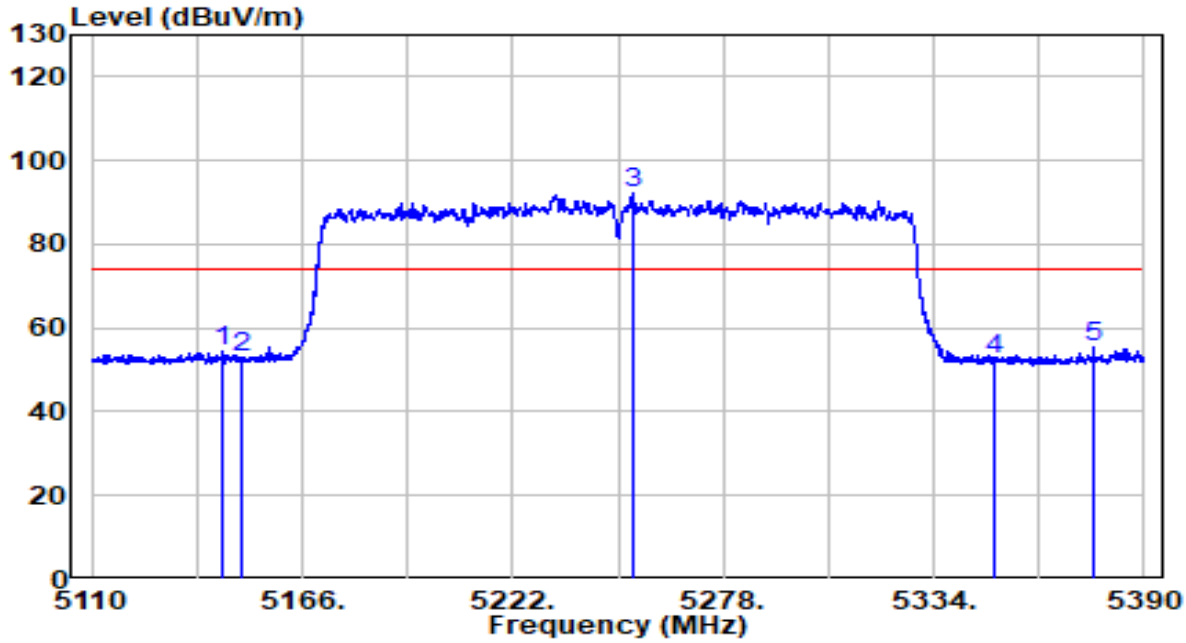

No		Frequency (MHz)	Reading (dBuV)	C.F (dB)	Measurement (dBuV/m)	Margin (dB)	Limit (dBuV/m)	Remark (QP/PK/AV)
1		5144.720	34.31	19.90	54.21	-19.79	74.00	Peak
2		5150.000	32.87	19.91	52.77	-21.23	74.00	Peak
3	*	5253.780	72.00	20.01	92.01	N/A	N/A	Peak
4		5350.000	32.53	20.11	52.64	-21.36	74.00	Peak
5		5376.420	35.37	20.14	55.51	-18.49	74.00	Peak

Note:

1. " *", means this data is the worst emission level.
2. C.F (Correction Factor) = Antenna Factor (dB)+ Cable Loss (dB)- Preamplifier(dB)+16db attenuation.
3. Measurement(dBuV/m) = Reading(dBuV) + C.F (Correction Factor).
4.The emission levels of other frequencies are very lower than the limit and not show in test report.

EUT	AX5400 Wi-Fi 6 Router	Date of Test	2020-09-27
Factor	BBHA 9120D (1GHz~18GHz)_2020	Temp. / Humidity	25.6°C/42%
Polarity	Horizontal	Site / Test Engineer	AC1 / Jay Chu
Test Mode	Transmit by 802.11ax-HE160 at channel 5250MHz (CDD Mode)	Test Voltage	120V/60Hz

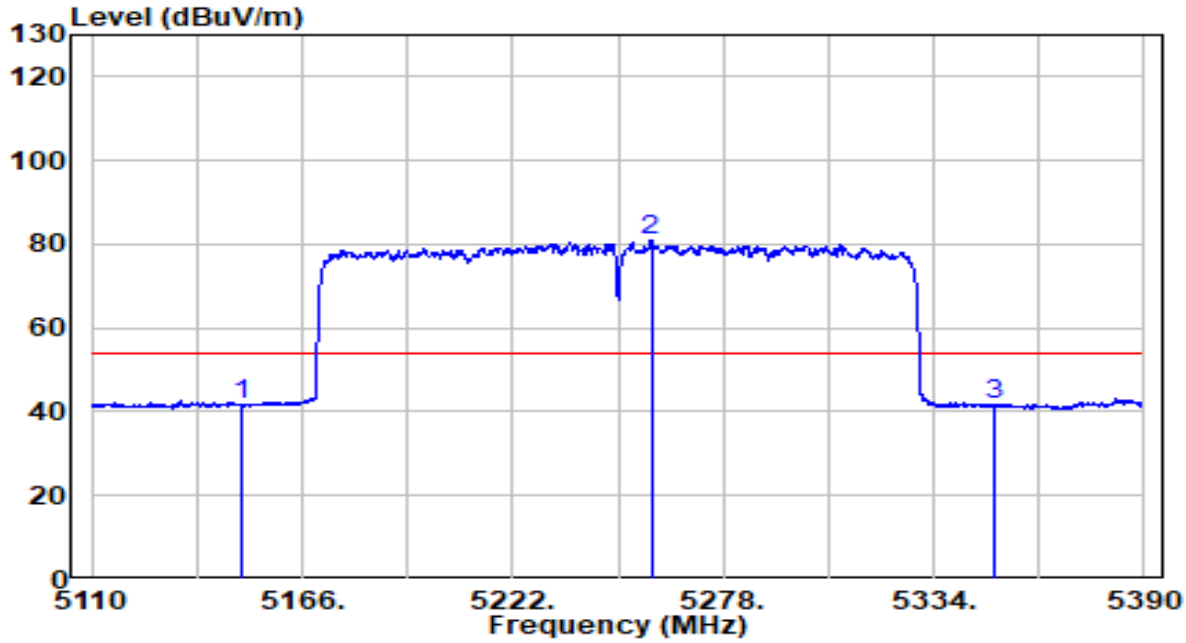

No		Frequency (MHz)	Reading (dBuV)	C.F (dB)	Measurement (dBuV/m)	Margin (dB)	Limit (dBuV/m)	Remark (QP/PK/AV)
1		5150.000	21.62	19.91	41.52	-12.48	54.00	Average
2	*	5258.820	60.95	20.02	80.97	N/A	N/A	Average
3		5350.000	21.44	20.11	41.56	-12.44	54.00	Average

Note:

1. " *", means this data is the worst emission level.
2. C.F (Correction Factor) = Antenna Factor (dB)+ Cable Loss (dB)- Preamplifier(dB)+16db attenuation.
3. Measurement(dBuV/m) = Reading(dBuV) + C.F (Correction Factor).
4.The emission levels of other frequencies are very lower than the limit and not show in test report.

EUT	AX5400 Wi-Fi 6 Router	Date of Test	2020-09-27
Factor	BBHA 9120D (1GHz~18GHz)_2020	Temp. / Humidity	25.6°C/42%
Polarity	Vertical	Site / Test Engineer	AC1 / Jay Chu
Test Mode	Transmit by 802.11ax-HE160 at channel 5250MHz (CDD Mode)	Test Voltage	120V/60Hz

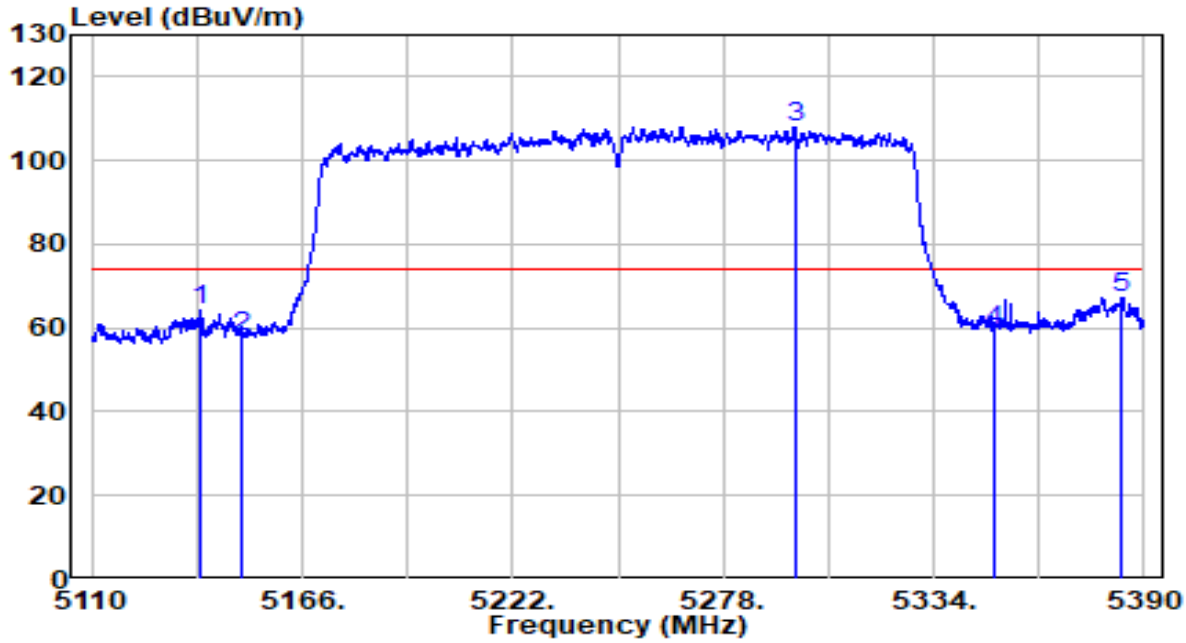

No		Frequency (MHz)	Reading (dBuV)	C.F (dB)	Measurement (dBuV/m)	Margin (dB)	Limit (dBuV/m)	Remark (QP/PK/AV)
1		5138.980	44.22	19.89	64.12	-9.88	74.00	Peak
2		5150.000	37.96	19.91	57.87	-16.13	74.00	Peak
3	*	5297.180	87.96	20.06	108.02	N/A	N/A	Peak
4		5350.000	39.31	20.11	59.43	-14.57	74.00	Peak
5		5383.840	47.03	20.15	67.18	-6.82	74.00	Peak

Note:

1. " *", means this data is the worst emission level.
2. C.F (Correction Factor) = Antenna Factor (dB)+ Cable Loss (dB)- Preamplifier(dB)+16db attenuation.
3. Measurement(dBuV/m) = Reading(dBuV) + C.F (Correction Factor).
4.The emission levels of other frequencies are very lower than the limit and not show in test report.

EUT	AX5400 Wi-Fi 6 Router	Date of Test	2020-09-27
Factor	BBHA 9120D (1GHz~18GHz)_2020	Temp. / Humidity	25.6°C/42%
Polarity	Vertical	Site / Test Engineer	AC1 / Jay Chu
Test Mode	Transmit by 802.11ax-HE160 at channel 5250MHz (CDD Mode)	Test Voltage	120V/60Hz

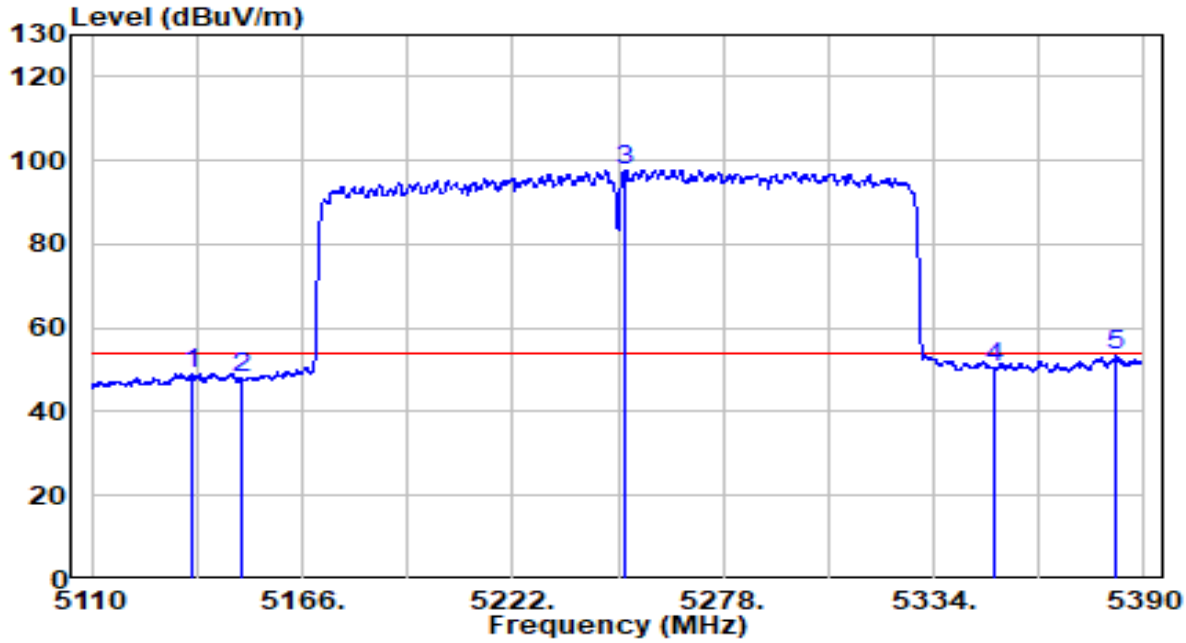

No		Frequency (MHz)	Reading (dBuV)	C.F (dB)	Measurement (dBuV/m)	Margin (dB)	Limit (dBuV/m)	Remark (QP/PK/AV)
1		5136.460	29.40	19.89	49.29	-4.71	54.00	Average
2		5150.000	28.02	19.91	47.92	-6.08	54.00	Average
3	*	5251.820	77.81	20.01	97.83	N/A	N/A	Average
4		5349.960	30.17	20.11	50.28	-3.72	54.00	Average
5		5382.720	33.13	20.15	53.28	-0.72	54.00	Average

Note:

1. " *", means this data is the worst emission level.
2. C.F (Correction Factor) = Antenna Factor (dB)+ Cable Loss (dB)- Preamplifier(dB)+16db attenuation.
3. Measurement(dBuV/m) = Reading(dBuV) + C.F (Correction Factor).
4.The emission levels of other frequencies are very lower than the limit and not show in test report.

EUT	AX5400 Wi-Fi 6 Router	Date of Test	2020-09-27
Factor	BBHA 9120D (1GHz~18GHz)_2020	Temp. / Humidity	25.6°C/42%
Polarity	Horizontal	Site / Test Engineer	AC1 / Jay Chu
Test Mode	Transmit by 802.11ax-HE160 at channel 5570MHz (CDD Mode)	Test Voltage	120V/60Hz

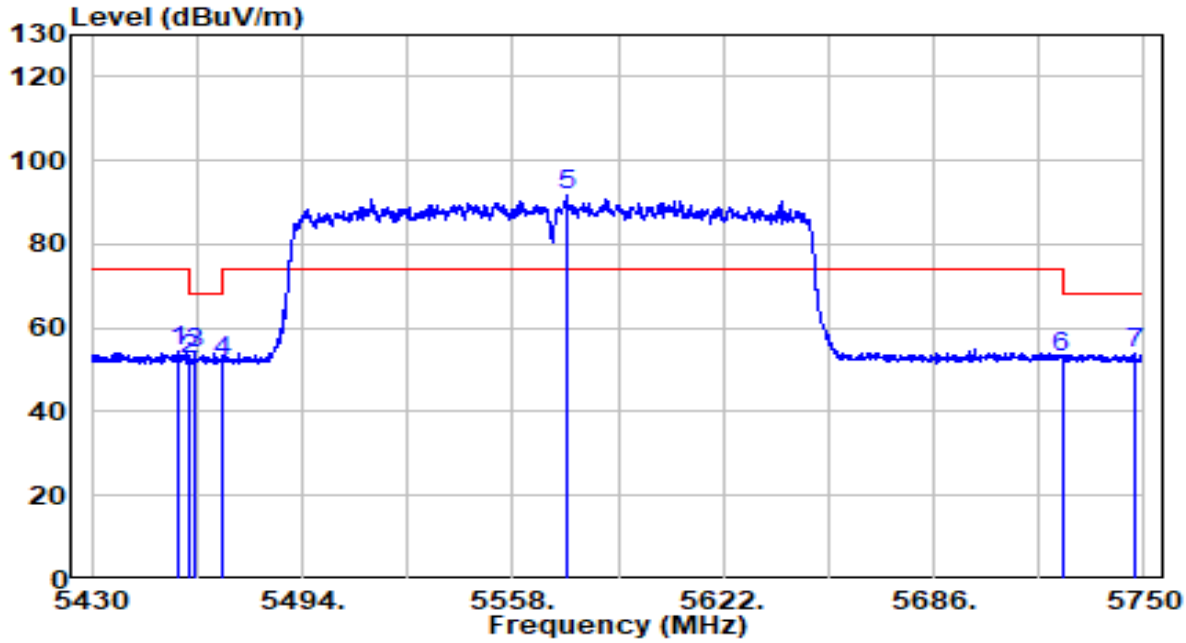

No		Frequency (MHz)	Reading (dBuV)	C.F (dB)	Measurement (dBuV/m)	Margin (dB)	Limit (dBuV/m)	Remark (QP/PK/AV)
1		5456.240	34.40	20.22	54.63	-19.37	74.00	Peak
2		5460.000	32.37	20.23	52.60	-15.60	68.20	Peak
3		5461.520	33.81	20.23	54.04	-14.16	68.20	Peak
4		5470.000	31.97	20.24	52.21	-15.99	68.20	Peak
5	*	5574.160	71.06	20.51	91.57	N/A	N/A	Peak
6		5725.000	32.04	21.00	53.04	-15.16	68.20	Peak
7		5746.960	32.75	21.07	53.82	-14.38	68.20	Peak

Note:

1. " *", means this data is the worst emission level.
2. C.F (Correction Factor) = Antenna Factor (dB)+ Cable Loss (dB)- Preamplifier(dB)+16db attenuation.
3. Measurement(dBuV/m) = Reading(dBuV) + C.F (Correction Factor).
4.The emission levels of other frequencies are very lower than the limit and not show in test report.

EUT	AX5400 Wi-Fi 6 Router	Date of Test	2020-09-27
Factor	BBHA 9120D (1GHz~18GHz)_2020	Temp. / Humidity	25.6°C/42%
Polarity	Horizontal	Site / Test Engineer	AC1 / Jay Chu
Test Mode	Transmit by 802.11ax-HE160 at channel 5570MHz (CDD Mode)	Test Voltage	120V/60Hz

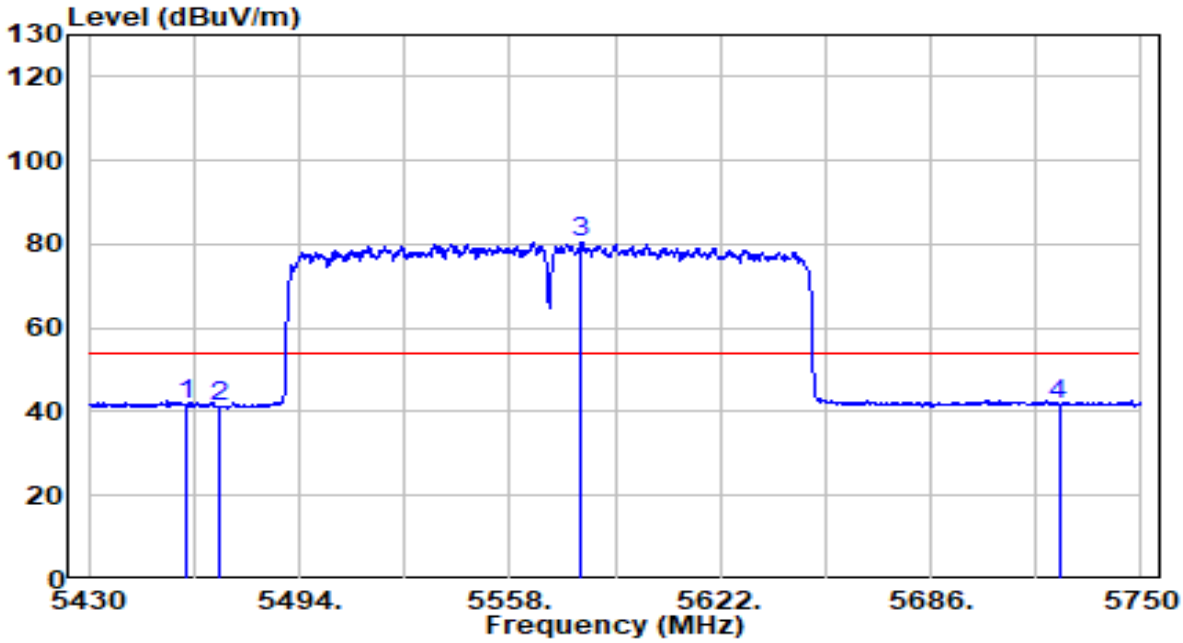

No		Frequency (MHz)	Reading (dBuV)	C.F (dB)	Measurement (dBuV/m)	Margin (dB)	Limit (dBuV/m)	Remark (QP/PK/AV)
1		5460.000	21.46	20.23	41.69	-12.31	54.00	Average
2		5470.000	20.90	20.24	41.14	-12.86	54.00	Average
3	*	5579.920	60.07	20.53	80.60	N/A	N/A	Average
4		5725.000	20.79	21.00	41.79	-12.21	54.00	Average

Note:

1. " *", means this data is the worst emission level.
2. C.F (Correction Factor) = Antenna Factor (dB)+ Cable Loss (dB)- Preamplifier(dB)+16db attenuation.
3. Measurement(dBuV/m) = Reading(dBuV) + C.F (Correction Factor).
4.The emission levels of other frequencies are very lower than the limit and not show in test report.

EUT	AX5400 Wi-Fi 6 Router	Date of Test	2020-09-27
Factor	BBHA 9120D (1GHz~18GHz)_2020	Temp. / Humidity	25.6°C/42%
Polarity	Vertical	Site / Test Engineer	AC1 / Jay Chu
Test Mode	Transmit by 802.11ax-HE160 at channel 5570MHz (CDD Mode)	Test Voltage	120V/60Hz

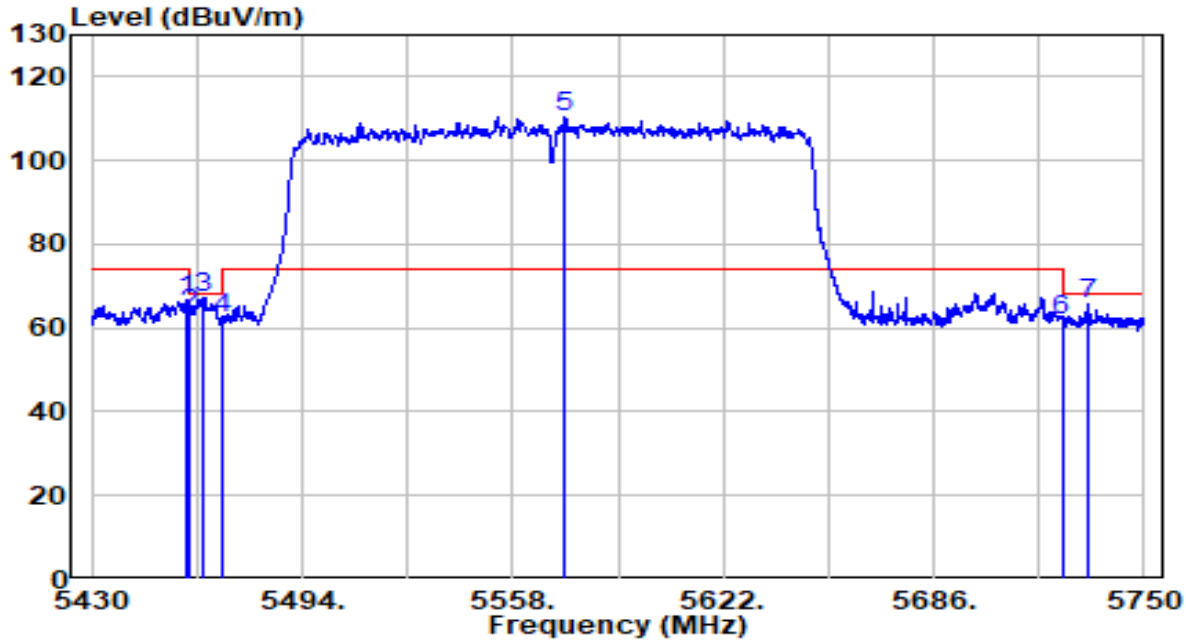

No		Frequency (MHz)	Reading (dBuV)	C.F (dB)	Measurement (dBuV/m)	Margin (dB)	Limit (dBuV/m)	Remark (QP/PK/AV)
1		5458.800	46.30	20.23	66.53	-7.47	74.00	Peak
2		5460.000	43.11	20.23	63.34	-4.86	68.20	Peak
3		5464.080	47.11	20.23	67.34	-0.86	68.20	Peak
4		5470.000	42.10	20.24	62.34	-5.86	68.20	Peak
5	*	5574.000	89.80	20.51	110.31	N/A	N/A	Peak
6		5725.000	40.77	21.00	61.76	-6.44	68.20	Peak
7		5733.200	44.55	21.03	65.57	-2.63	68.20	Peak

Note:

1. " *", means this data is the worst emission level.
2. C.F (Correction Factor) = Antenna Factor (dB)+ Cable Loss (dB)- Preamplifier(dB)+16db attenuation.
3. Measurement(dBuV/m) = Reading(dBuV) + C.F (Correction Factor).
4.The emission levels of other frequencies are very lower than the limit and not show in test report.

EUT	AX5400 Wi-Fi 6 Router	Date of Test	2020-09-27
Factor	BBHA 9120D (1GHz~18GHz)_2020	Temp. / Humidity	25.6°C/42%
Polarity	Vertical	Site / Test Engineer	AC1 / Jay Chu
Test Mode	Transmit by 802.11ax-HE160 at channel 5570MHz (CDD Mode)	Test Voltage	120V/60Hz

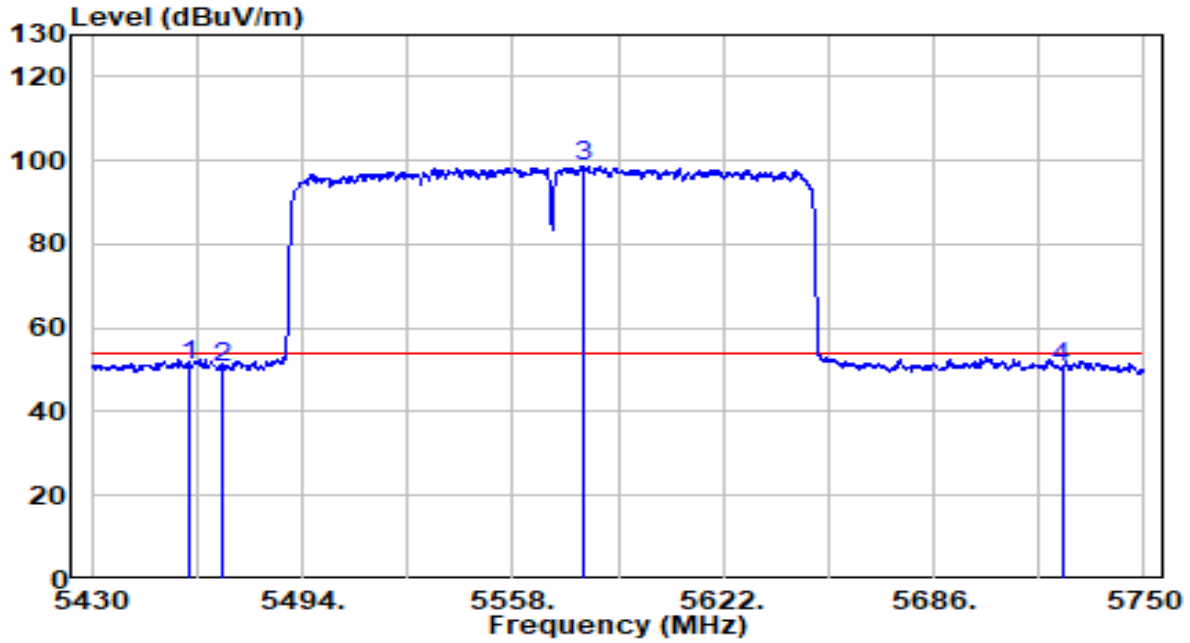

No		Frequency (MHz)	Reading (dBuV)	C.F (dB)	Measurement (dBuV/m)	Margin (dB)	Limit (dBuV/m)	Remark (QP/PK/AV)
1		5460.000	30.83	20.23	51.06	-2.94	54.00	Average
2		5470.000	30.22	20.24	50.46	-3.54	54.00	Average
3	*	5579.920	78.12	20.53	98.65	N/A	N/A	Average
4		5725.000	29.47	21.00	50.47	-3.53	54.00	Average

Note:

1. " *", means this data is the worst emission level.
2. C.F (Correction Factor) = Antenna Factor (dB)+ Cable Loss (dB)- Preamplifier(dB)+16db attenuation.
3. Measurement(dBuV/m) = Reading(dBuV) + C.F (Correction Factor).
4.The emission levels of other frequencies are very lower than the limit and not show in test report.

EUT	AX5400 Wi-Fi 6 Router	Date of Test	2020-10-21
Factor	BBHA 9120D (1GHz~18GHz)_2020	Temp. / Humidity	24.2℃/50%
Polarity	Horizontal	Site / Test Engineer	AC1 / Jay Chu
Test Mode	Transmit by 802.11ac-VHT20 at Channel 5180MHz (Beamforming Mode)	Test Voltage	120V/60Hz

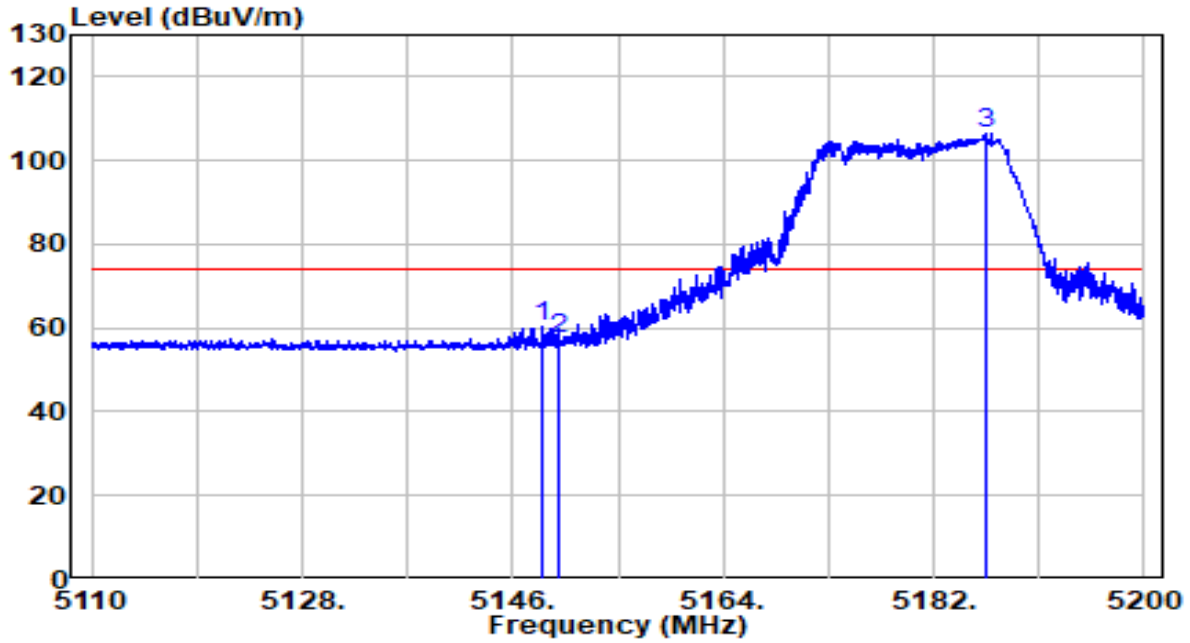

No		Frequency (MHz)	Reading (dBuV)	C.F (dB)	Measurement (dBuV/m)	Margin (dB)	Limit (dBuV/m)	Remark (QP/PK/AV)
1		5148.475	40.57	19.90	60.47	-13.53	74.00	Peak
2		5150.000	37.43	19.91	57.33	-16.67	74.00	Peak
3	*	5186.545	86.70	19.94	106.65	N/A	N/A	Peak

Note:

1. " *", means this data is the worst emission level.
2. C.F (Correction Factor) = Antenna Factor (dB)+ Cable Loss (dB)- Preamplifier(dB)+ 16dB Attenuation.
3. Measurement(dBuV/m) = Reading(dBuV) + C.F (Correction Factor).
4.The emission levels of other frequencies are very lower than the limit and not show in test report.

EUT	AX5400 Wi-Fi 6 Router	Date of Test	2020-10-21
Factor	BBHA 9120D (1GHz~18GHz)_2020	Temp. / Humidity	24.2℃/50%
Polarity	Horizontal	Site / Test Engineer	AC1 / Jay Chu
Test Mode	Transmit by 802.11ac-VHT20 at Channel 5180MHz (Beamforming Mode)	Test Voltage	120V/60Hz

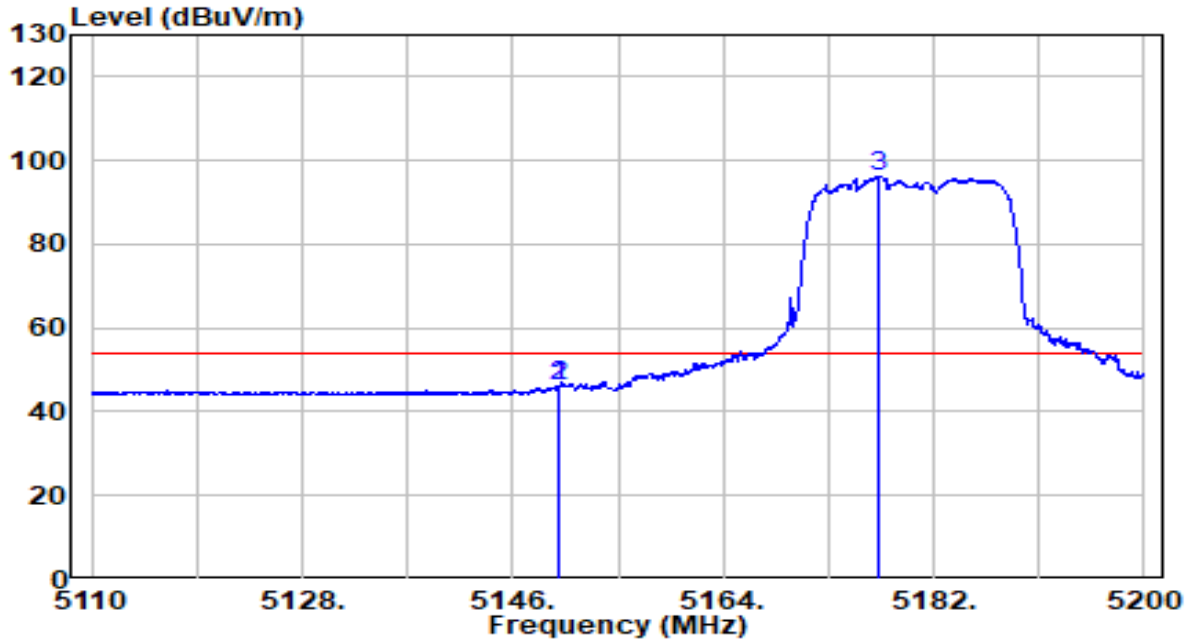

No		Frequency (MHz)	Reading (dBuV)	C.F (dB)	Measurement (dBuV/m)	Margin (dB)	Limit (dBuV/m)	Remark (QP/PK/AV)
1		5149.825	26.22	19.91	46.13	-7.87	54.00	Average
2		5150.000	26.05	19.91	45.95	-8.05	54.00	Average
3	*	5177.365	76.39	19.93	96.33	N/A	N/A	Average

Note:

1. " *", means this data is the worst emission level.
2. C.F (Correction Factor) = Antenna Factor (dB)+ Cable Loss (dB)- Preamplifier(dB)+ 16dB Attenuation.
3. Measurement(dBuV/m) = Reading(dBuV) + C.F (Correction Factor).
4.The emission levels of other frequencies are very lower than the limit and not show in test report.

EUT	AX5400 Wi-Fi 6 Router	Date of Test	2020-10-21
Factor	BBHA 9120D (1GHz~18GHz)_2020	Temp. / Humidity	24.2℃/50%
Polarity	Vertical	Site / Test Engineer	AC1 / Jay Chu
Test Mode	Transmit by 802.11ac-VHT20 at Channel 5180MHz (Beamforming Mode)	Test Voltage	120V/60Hz

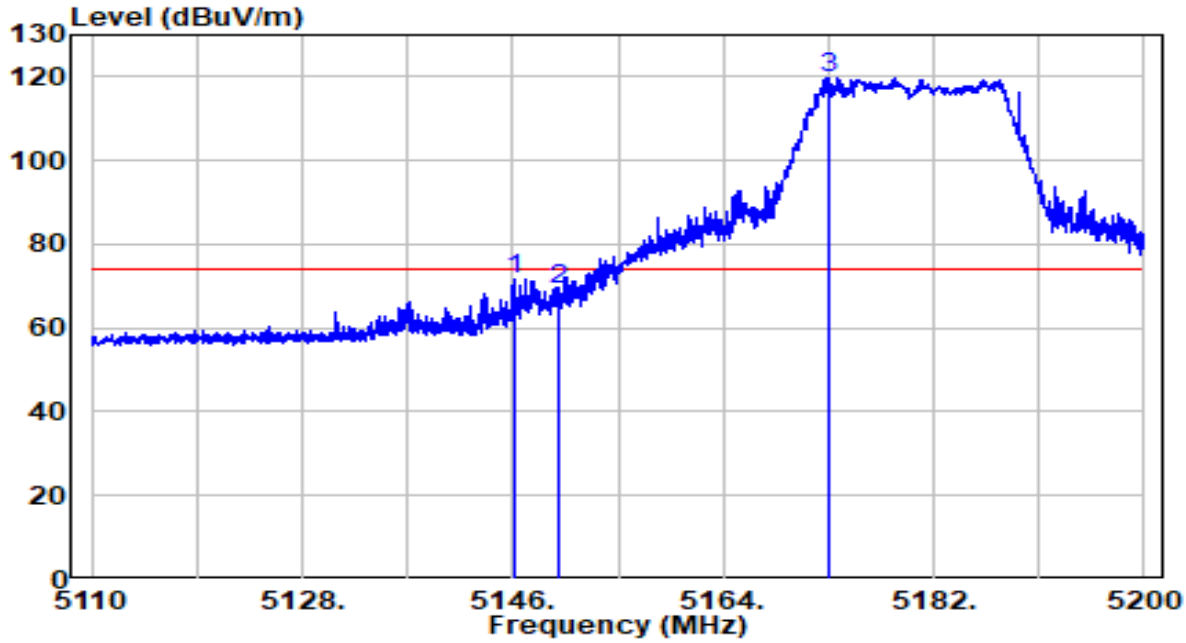

No		Frequency (MHz)	Reading (dBuV)	C.F (dB)	Measurement (dBuV/m)	Margin (dB)	Limit (dBuV/m)	Remark (QP/PK/AV)
1		5146.270	51.89	19.90	71.79	-2.21	74.00	Peak
2		5150.000	49.48	19.91	69.39	-4.61	74.00	Peak
3	*	5173.135	99.98	19.93	119.91	N/A	N/A	Peak

Note:

1. " *", means this data is the worst emission level.
2. C.F (Correction Factor) = Antenna Factor (dB)+ Cable Loss (dB)- Preamplifier(dB)+ 16dB Attenuation.
3. Measurement(dBuV/m) = Reading(dBuV) + C.F (Correction Factor).
4.The emission levels of other frequencies are very lower than the limit and not show in test report.

EUT	AX5400 Wi-Fi 6 Router	Date of Test	2020-10-21
Factor	BBHA 9120D (1GHz~18GHz)_2020	Temp. / Humidity	24.2℃/50%
Polarity	Vertical	Site / Test Engineer	AC1 / Jay Chu
Test Mode	Transmit by 802.11ac-VHT20 at Channel 5180MHz (Beamforming Mode)	Test Voltage	120V/60Hz

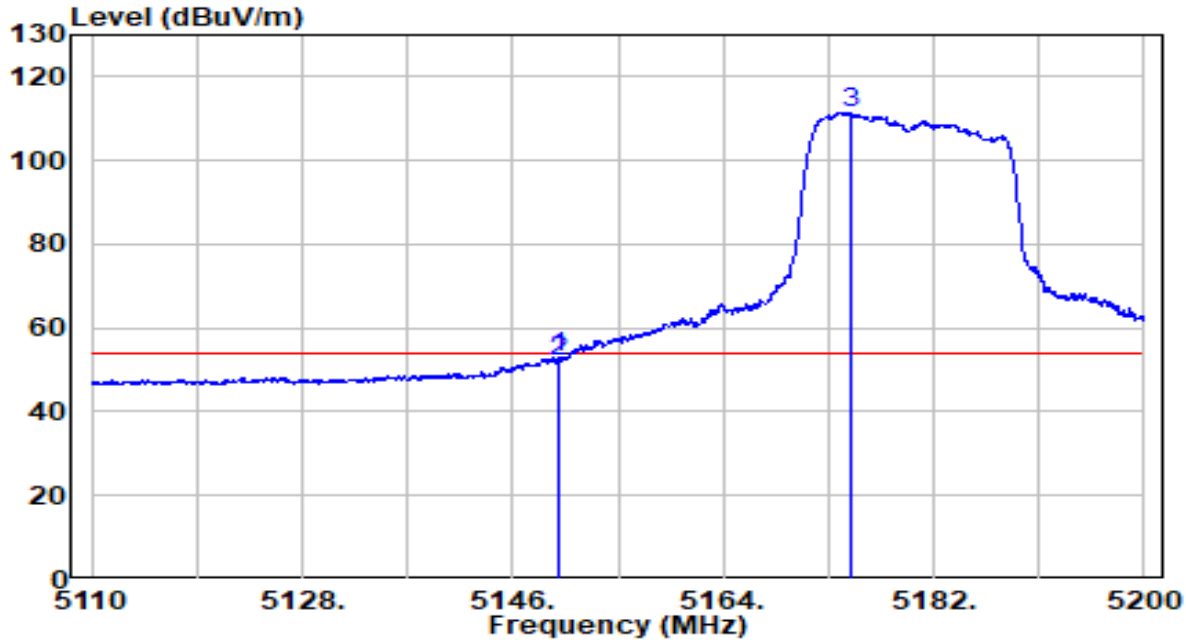

No		Frequency (MHz)	Reading (dBuV)	C.F (dB)	Measurement (dBuV/m)	Margin (dB)	Limit (dBuV/m)	Remark (QP/PK/AV)
1		5149.825	32.97	19.91	52.88	-1.12	54.00	Average
2		5150.000	32.15	19.91	52.06	-1.94	54.00	Average
3	*	5174.845	91.37	19.93	111.30	N/A	N/A	Average

Note:

1. " *", means this data is the worst emission level.
2. C.F (Correction Factor) = Antenna Factor (dB)+ Cable Loss (dB)- Preamplifier(dB)+ 16dB Attenuation.
3. Measurement(dBuV/m) = Reading(dBuV) + C.F (Correction Factor).
4.The emission levels of other frequencies are very lower than the limit and not show in test report.

EUT	AX5400 Wi-Fi 6 Router	Date of Test	2020-10-21
Factor	BBHA 9120D (1GHz~18GHz)_2020	Temp. / Humidity	24.2℃/50%
Polarity	Horizontal	Site / Test Engineer	AC1 / Jay Chu
Test Mode	Transmit by 802.11ac-VHT20 at Channel 5240MHz (Beamforming Mode)	Test Voltage	120V/60Hz

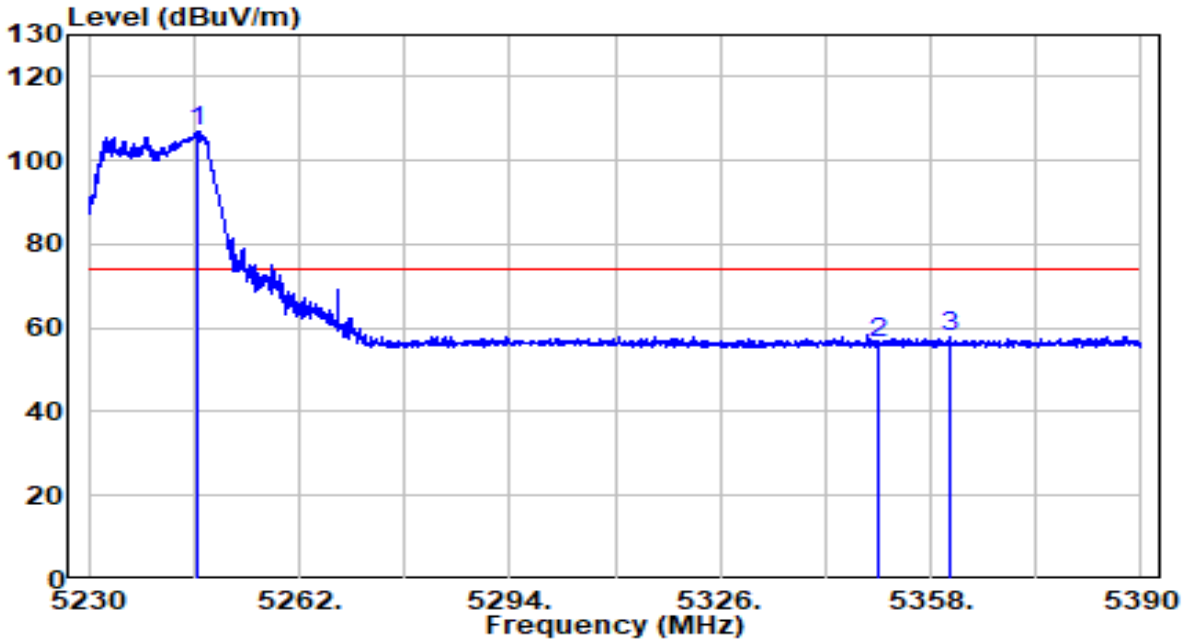

No		Frequency (MHz)	Reading (dBuV)	C.F (dB)	Measurement (dBuV/m)	Margin (dB)	Limit (dBuV/m)	Remark (QP/PK/AV)
1	*	5246.480	87.16	20.01	107.17	N/A	N/A	Peak
2		5350.000	36.13	20.11	56.24	-17.76	74.00	Peak
3		5360.880	37.52	20.13	57.65	-16.35	74.00	Peak

Note:

1. " *", means this data is the worst emission level.
2. C.F (Correction Factor) = Antenna Factor (dB)+ Cable Loss (dB)- Preamplifier(dB)+ 16dB Attenuation.
3. Measurement(dBuV/m) = Reading(dBuV) + C.F (Correction Factor).
4.The emission levels of other frequencies are very lower than the limit and not show in test report.

EUT	AX5400 Wi-Fi 6 Router	Date of Test	2020-10-21
Factor	BBHA 9120D (1GHz~18GHz)_2020	Temp. / Humidity	24.2℃/50%
Polarity	Horizontal	Site / Test Engineer	AC1 / Jay Chu
Test Mode	Transmit by 802.11ac-VHT20 at Channel 5240MHz (Beamforming Mode)	Test Voltage	120V/60Hz

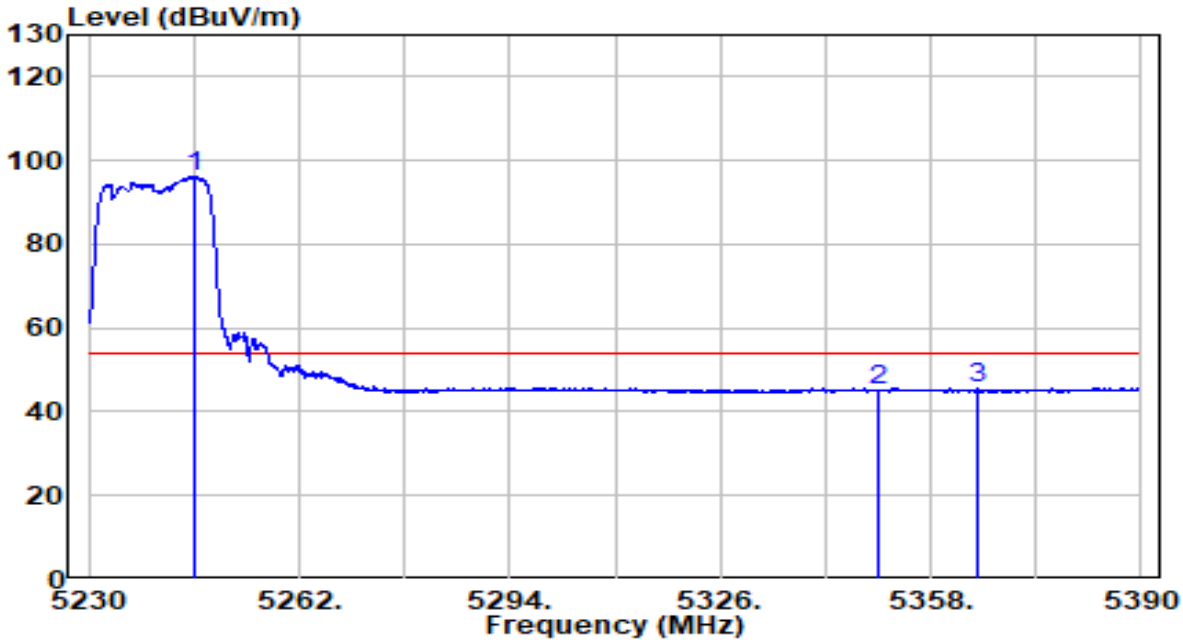

No		Frequency (MHz)	Reading (dBuV)	C.F (dB)	Measurement (dBuV/m)	Margin (dB)	Limit (dBuV/m)	Remark (QP/PK/AV)
1	*	5246.080	76.28	20.01	96.29	N/A	N/A	Average
2		5350.000	25.00	20.11	45.12	-8.88	54.00	Average
3		5365.200	25.51	20.13	45.64	-8.36	54.00	Average

Note:

1. " *", means this data is the worst emission level.
2. C.F (Correction Factor) = Antenna Factor (dB)+ Cable Loss (dB)- Preamplifier(dB)+ 16dB Attenuation.
3. Measurement(dBuV/m) = Reading(dBuV) + C.F (Correction Factor).
4.The emission levels of other frequencies are very lower than the limit and not show in test report.

EUT	AX5400 Wi-Fi 6 Router	Date of Test	2020-10-21
Factor	BBHA 9120D (1GHz~18GHz)_2020	Temp. / Humidity	24.2℃/50%
Polarity	Vertical	Site / Test Engineer	AC1 / Jay Chu
Test Mode	Transmit by 802.11ac-VHT20 at Channel 5240MHz (Beamforming Mode)	Test Voltage	120V/60Hz

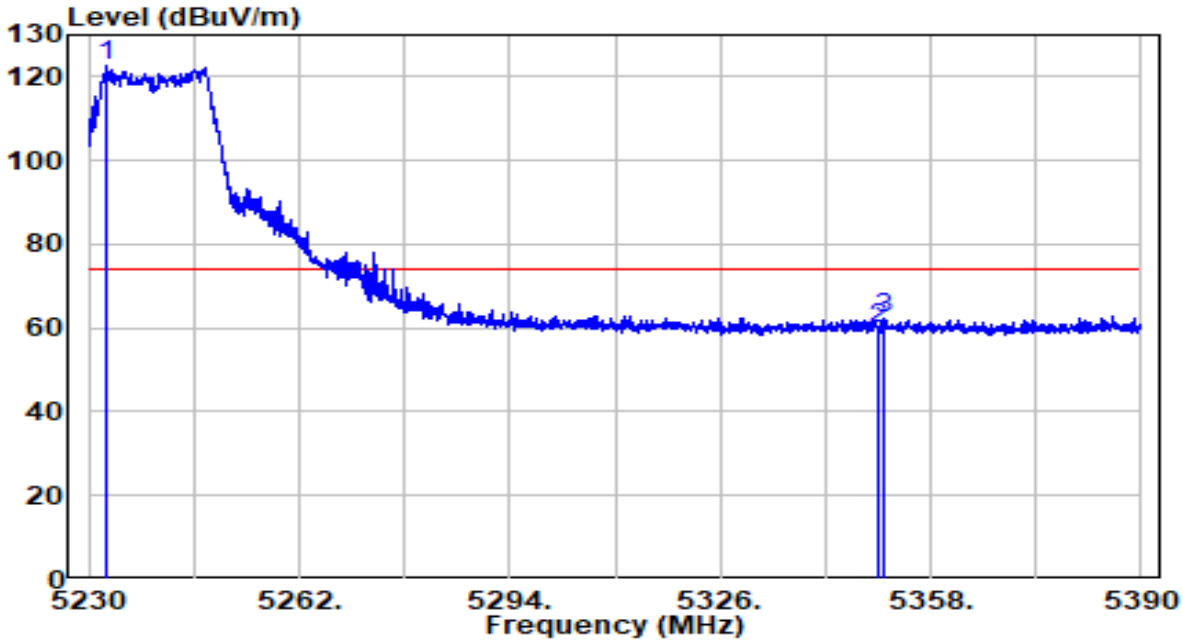

No		Frequency (MHz)	Reading (dBuV)	C.F (dB)	Measurement (dBuV/m)	Margin (dB)	Limit (dBuV/m)	Remark (QP/PK/AV)
1	*	5232.720	102.60	19.99	122.59	N/A	N/A	Peak
2		5350.000	39.92	20.11	60.03	-13.97	74.00	Peak
3		5350.960	42.07	20.12	62.18	-11.82	74.00	Peak

Note:

1. " *", means this data is the worst emission level.
2. C.F (Correction Factor) = Antenna Factor (dB)+ Cable Loss (dB)- Preamplifier(dB)+ 16dB Attenuation.
3. Measurement(dBuV/m) = Reading(dBuV) + C.F (Correction Factor).
4.The emission levels of other frequencies are very lower than the limit and not show in test report.

EUT	AX5400 Wi-Fi 6 Router	Date of Test	2020-10-21
Factor	BBHA 9120D (1GHz~18GHz)_2020	Temp. / Humidity	24.2℃/50%
Polarity	Vertical	Site / Test Engineer	AC1 / Jay Chu
Test Mode	Transmit by 802.11ac-VHT20 at Channel 5240MHz (Beamforming Mode)	Test Voltage	120V/60Hz

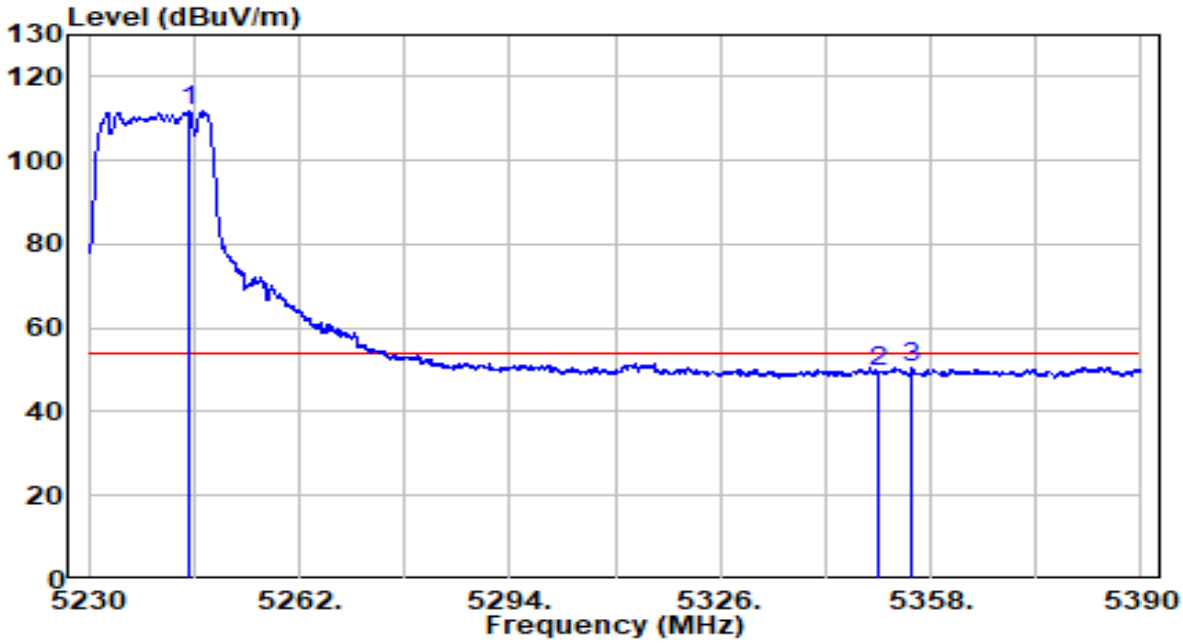

No		Frequency (MHz)	Reading (dBuV)	C.F (dB)	Measurement (dBuV/m)	Margin (dB)	Limit (dBuV/m)	Remark (QP/PK/AV)
1	*	5245.120	91.88	20.00	111.89	N/A	N/A	Average
2		5350.000	29.59	20.11	49.71	-4.29	54.00	Average
3		5355.120	30.51	20.12	50.63	-3.37	54.00	Average

Note:

1. " *", means this data is the worst emission level.
2. C.F (Correction Factor) = Antenna Factor (dB)+ Cable Loss (dB)- Preamplifier(dB)+ 16dB Attenuation.
3. Measurement(dBuV/m) = Reading(dBuV) + C.F (Correction Factor).
4.The emission levels of other frequencies are very lower than the limit and not show in test report.

EUT	AX5400 Wi-Fi 6 Router	Date of Test	2020-10-21
Factor	BBHA 9120D (1GHz~18GHz)_2020	Temp. / Humidity	24.2℃/50%
Polarity	Horizontal	Site / Test Engineer	AC1 / Jay Chu
Test Mode	Transmit by 802.11ac-VHT20 at Channel 5320MHz (Beamforming Mode)	Test Voltage	120V/60Hz

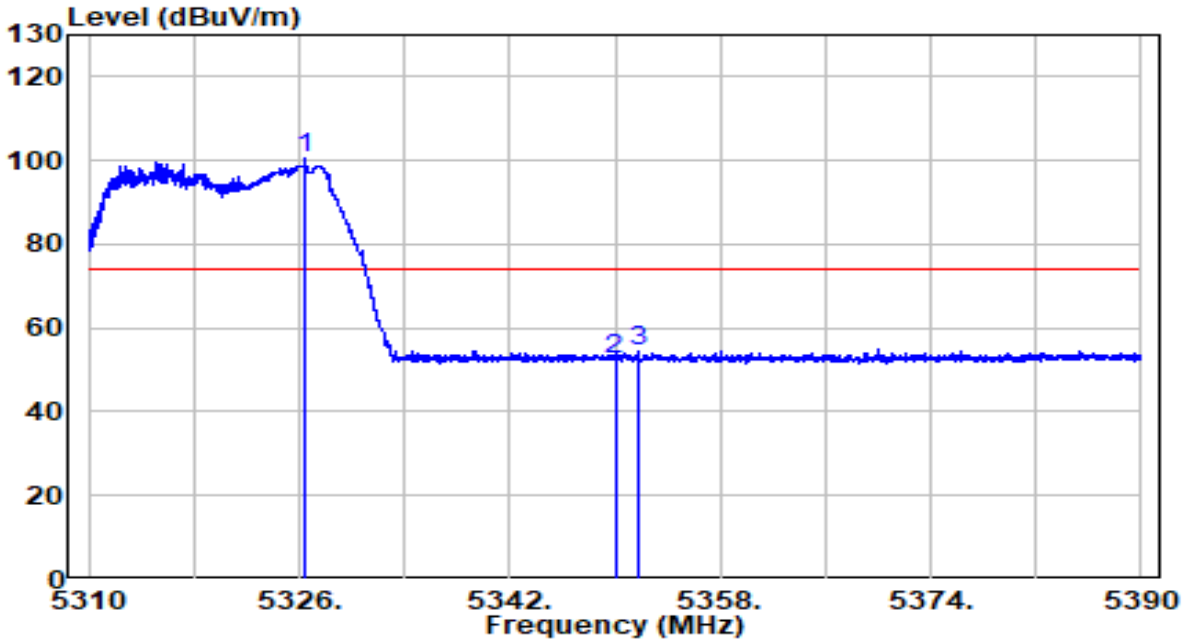

No		Frequency (MHz)	Reading (dBuV)	C.F (dB)	Measurement (dBuV/m)	Margin (dB)	Limit (dBuV/m)	Remark (QP/PK/AV)
1	*	5326.480	80.40	20.09	100.49	N/A	N/A	Peak
2		5350.000	32.19	20.11	52.30	-21.70	74.00	Peak
3		5351.840	34.58	20.12	54.69	-19.31	74.00	Peak

Note:

1. " *", means this data is the worst emission level.
2. C.F (Correction Factor) = Antenna Factor (dB)+ Cable Loss (dB)- Preamplifier(dB)+ 16dB Attenuation.
3. Measurement(dBuV/m) = Reading(dBuV) + C.F (Correction Factor).
4.The emission levels of other frequencies are very lower than the limit and not show in test report.

EUT	AX5400 Wi-Fi 6 Router	Date of Test	2020-10-21
Factor	BBHA 9120D (1GHz~18GHz)_2020	Temp. / Humidity	24.2℃/50%
Polarity	Horizontal	Site / Test Engineer	AC1 / Jay Chu
Test Mode	Transmit by 802.11ac-VHT20 at Channel 5320MHz (Beamforming Mode)	Test Voltage	120V/60Hz

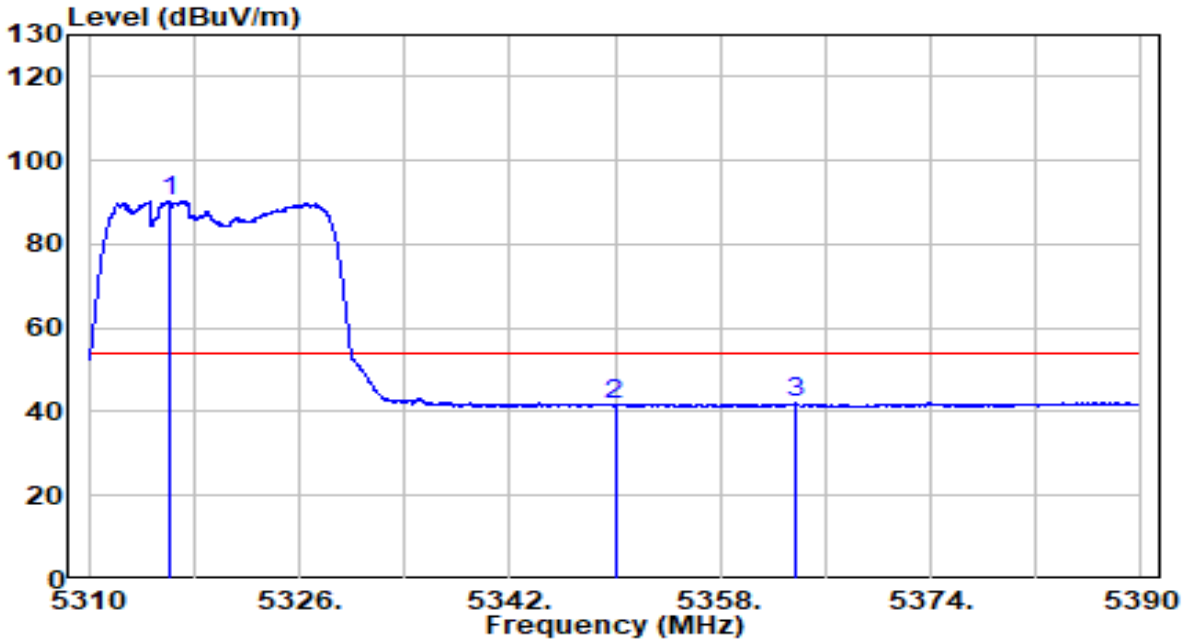

No		Frequency (MHz)	Reading (dBuV)	C.F (dB)	Measurement (dBuV/m)	Margin (dB)	Limit (dBuV/m)	Remark (QP/PK/AV)
1	*	5316.160	70.41	20.08	90.49	N/A	N/A	Average
2		5350.000	21.46	20.11	41.57	-12.43	54.00	Average
3		5363.720	21.84	20.13	41.97	-12.03	54.00	Average

Note:

1. " *", means this data is the worst emission level.
2. C.F (Correction Factor) = Antenna Factor (dB)+ Cable Loss (dB)- Preamplifier(dB)+ 16dB Attenuation.
3. Measurement(dBuV/m) = Reading(dBuV) + C.F (Correction Factor).
4.The emission levels of other frequencies are very lower than the limit and not show in test report.

EUT	AX5400 Wi-Fi 6 Router	Date of Test	2020-10-21
Factor	BBHA 9120D (1GHz~18GHz)_2020	Temp. / Humidity	24.2℃/50%
Polarity	Vertical	Site / Test Engineer	AC1 / Jay Chu
Test Mode	Transmit by 802.11ac-VHT20 at Channel 5320MHz (Beamforming Mode)	Test Voltage	120V/60Hz

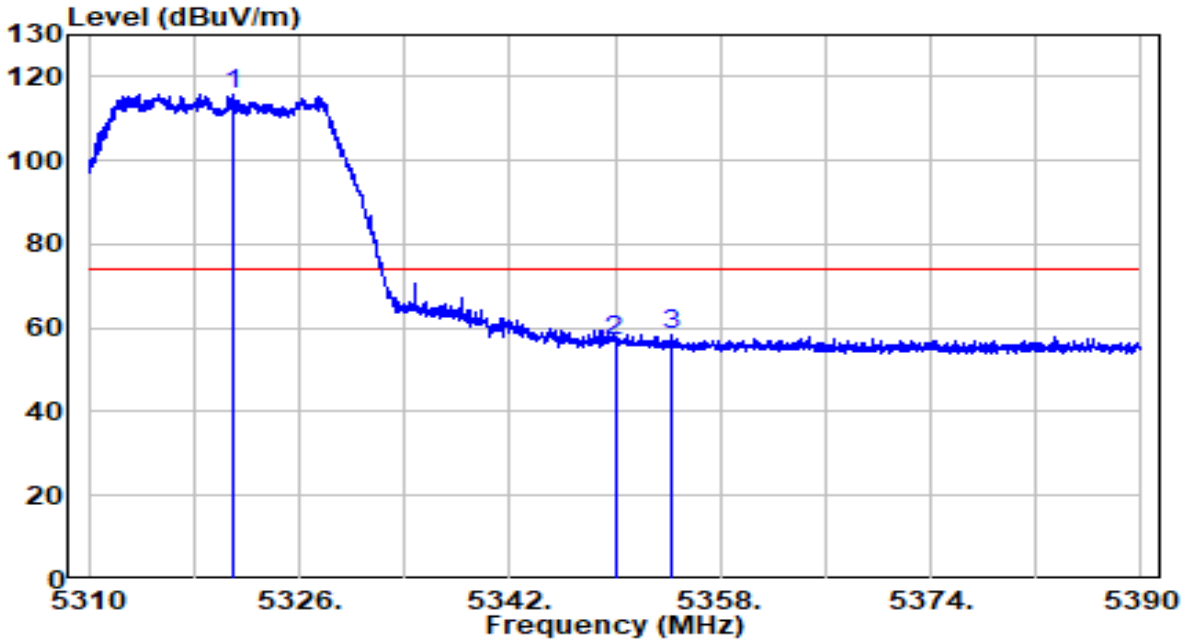

No		Frequency (MHz)	Reading (dBuV)	C.F (dB)	Measurement (dBuV/m)	Margin (dB)	Limit (dBuV/m)	Remark (QP/PK/AV)
1	*	5321.040	95.81	20.08	115.89	N/A	N/A	Peak
2		5350.000	36.85	20.11	56.96	-17.04	74.00	Peak
3		5354.360	38.13	20.12	58.25	-15.75	74.00	Peak

Note:

1. " *", means this data is the worst emission level.
2. C.F (Correction Factor) = Antenna Factor (dB)+ Cable Loss (dB)- Preamplifier(dB)+ 16dB Attenuation.
3. Measurement(dBuV/m) = Reading(dBuV) + C.F (Correction Factor).
4.The emission levels of other frequencies are very lower than the limit and not show in test report.

EUT	AX5400 Wi-Fi 6 Router	Date of Test	2020-10-21
Factor	BBHA 9120D (1GHz~18GHz)_2020	Temp. / Humidity	24.2℃/50%
Polarity	Vertical	Site / Test Engineer	AC1 / Jay Chu
Test Mode	Transmit by 802.11ac-VHT20 at Channel 5320MHz (Beamforming Mode)	Test Voltage	120V/60Hz

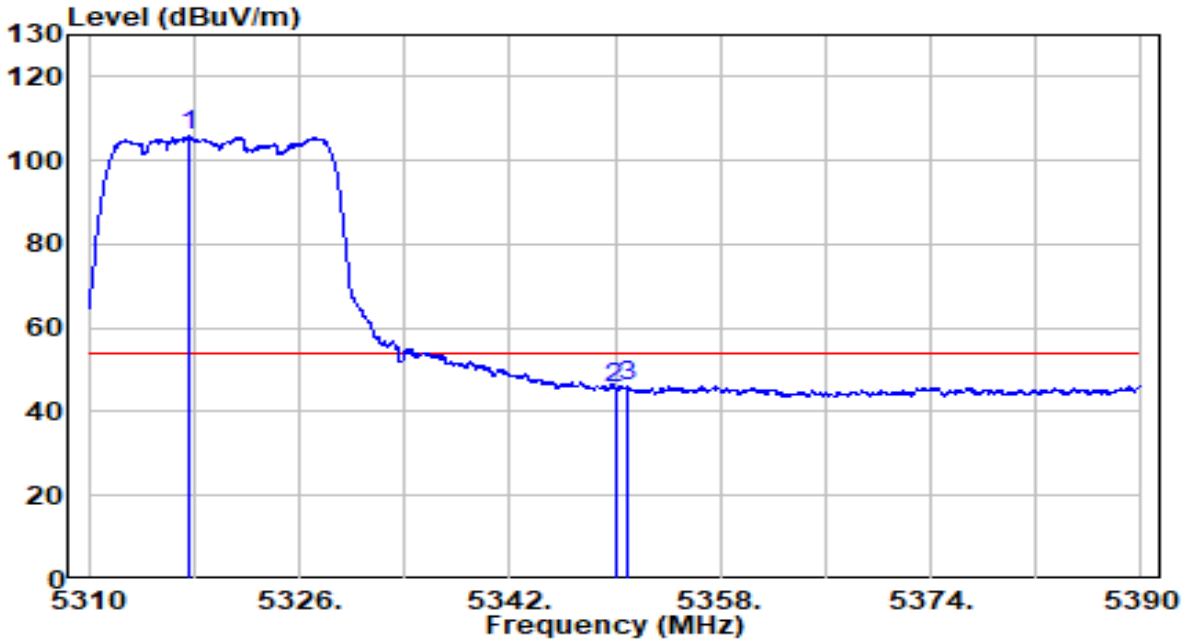

No		Frequency (MHz)	Reading (dBuV)	C.F (dB)	Measurement (dBuV/m)	Margin (dB)	Limit (dBuV/m)	Remark (QP/PK/AV)
1	*	5317.560	85.81	20.08	N/A	N/A	54.00	Average
2		5350.000	25.54	20.11	45.65	-8.35	54.00	Average
3		5350.880	25.93	20.11	46.05	-7.95	54.00	Average

Note:

1. " *", means this data is the worst emission level.
2. C.F (Correction Factor) = Antenna Factor (dB)+ Cable Loss (dB)- Preamplifier(dB)+ 16dB Attenuation.
3. Measurement(dBuV/m) = Reading(dBuV) + C.F (Correction Factor).
4.The emission levels of other frequencies are very lower than the limit and not show in test report.

EUT	AX5400 Wi-Fi 6 Router	Date of Test	2020-10-21
Factor	BBHA 9120D (1GHz~18GHz)_2020	Temp. / Humidity	24.2℃/50%
Polarity	Horizontal	Site / Test Engineer	AC1 / Jay Chu
Test Mode	Transmit by 802.11ac-VHT20 at Channel 5500MHz (Beamforming Mode)	Test Voltage	120V/60Hz

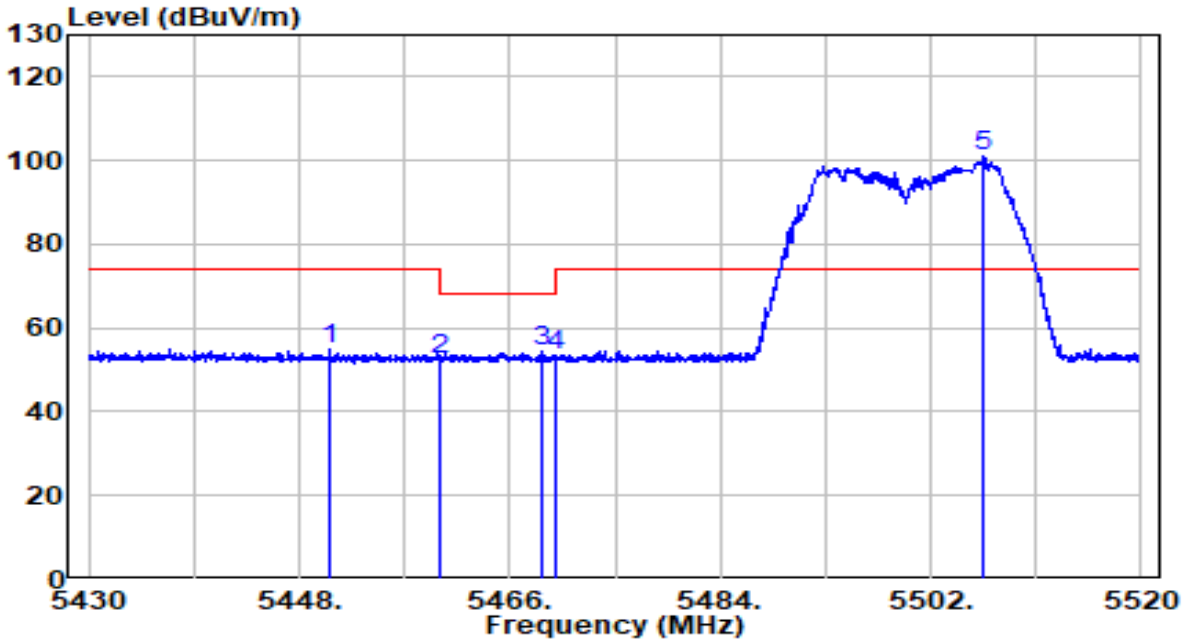

No		Frequency (MHz)	Reading (dBuV)	C.F (dB)	Measurement (dBuV/m)	Margin (dB)	Limit (dBuV/m)	Remark (QP/PK/AV)
1		5450.610	34.58	20.22	54.80	-19.20	74.00	Peak
2		5460.000	32.05	20.23	52.28	-15.92	68.20	Peak
3		5468.655	34.01	20.24	54.25	-13.95	68.20	Peak
4		5470.000	33.16	20.24	53.39	-14.81	68.20	Peak
5	*	5506.455	80.76	20.29	101.05	N/A	N/A	Peak

Note:

1. " *", means this data is the worst emission level.
2. C.F (Correction Factor) = Antenna Factor (dB)+ Cable Loss (dB)- Preamplifier(dB)+ 16dB Attenuation.
3. Measurement(dBuV/m) = Reading(dBuV) + C.F (Correction Factor).
4.The emission levels of other frequencies are very lower than the limit and not show in test report.

EUT	AX5400 Wi-Fi 6 Router	Date of Test	2020-10-21
Factor	BBHA 9120D (1GHz~18GHz)_2020	Temp. / Humidity	24.2℃/50%
Polarity	Horizontal	Site / Test Engineer	AC1 / Jay Chu
Test Mode	Transmit by 802.11ac-VHT20 at Channel 5500MHz (Beamforming Mode)	Test Voltage	120V/60Hz

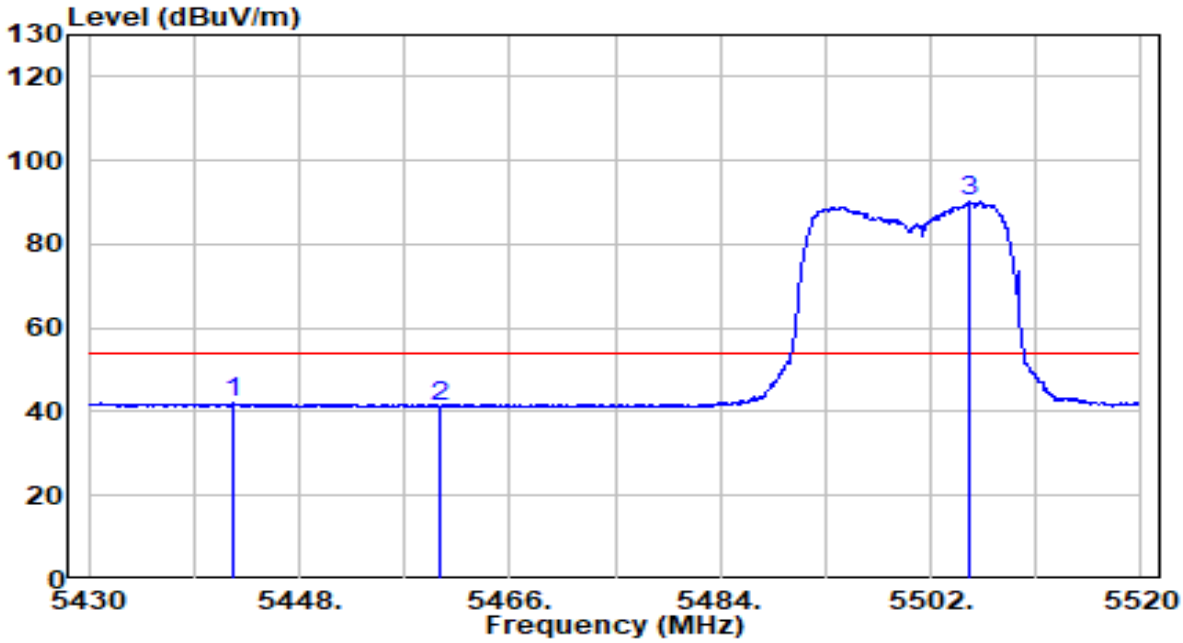

No		Frequency (MHz)	Reading (dBuV)	C.F (dB)	Measurement (dBuV/m)	Margin (dB)	Limit (dBuV/m)	Remark (QP/PK/AV)
1		5442.420	21.75	20.21	41.96	-12.04	54.00	Average
2		5460.000	21.04	20.23	41.27	-12.73	54.00	Average
3	*	5505.240	69.75	20.29	90.04	N/A	N/A	Average

Note:

1. " *", means this data is the worst emission level.
2. C.F (Correction Factor) = Antenna Factor (dB)+ Cable Loss (dB)- Preamplifier(dB)+ 16dB Attenuation.
3. Measurement(dBuV/m) = Reading(dBuV) + C.F (Correction Factor).
4.The emission levels of other frequencies are very lower than the limit and not show in test report.

EUT	AX5400 Wi-Fi 6 Router	Date of Test	2020-10-21
Factor	BBHA 9120D (1GHz~18GHz)_2020	Temp. / Humidity	24.2℃/50%
Polarity	Vertical	Site / Test Engineer	AC1 / Jay Chu
Test Mode	Transmit by 802.11ac-VHT20 at Channel 5500MHz (Beamforming Mode)	Test Voltage	120V/60Hz

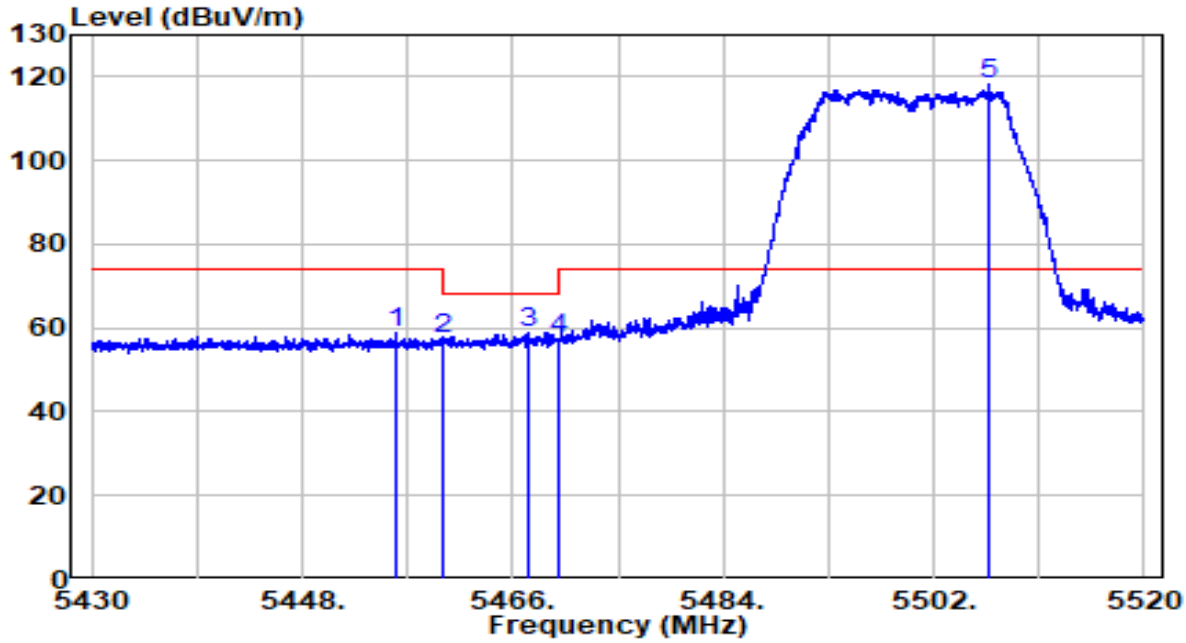

No		Frequency (MHz)	Reading (dBuV)	C.F (dB)	Measurement (dBuV/m)	Margin (dB)	Limit (dBuV/m)	Remark (QP/PK/AV)
1		5455.965	38.66	20.22	58.88	-15.12	74.00	Peak
2		5460.000	36.93	20.23	57.16	-11.04	68.20	Peak
3		5467.350	38.57	20.24	58.81	-9.39	68.20	Peak
4		5470.000	36.94	20.24	57.18	-11.02	68.20	Peak
5	*	5506.680	97.73	20.29	118.03	N/A	N/A	Peak

Note:

1. " *", means this data is the worst emission level.
2. C.F (Correction Factor) = Antenna Factor (dB)+ Cable Loss (dB)- Preamplifier(dB)+ 16dB Attenuation.
3. Measurement(dBuV/m) = Reading(dBuV) + C.F (Correction Factor).
4.The emission levels of other frequencies are very lower than the limit and not show in test report.

EUT	AX5400 Wi-Fi 6 Router	Date of Test	2020-10-21
Factor	BBHA 9120D (1GHz~18GHz)_2020	Temp. / Humidity	24.2℃/50%
Polarity	Vertical	Site / Test Engineer	AC1 / Jay Chu
Test Mode	Transmit by 802.11ac-VHT20 at Channel 5500MHz (Beamforming Mode)	Test Voltage	120V/60Hz

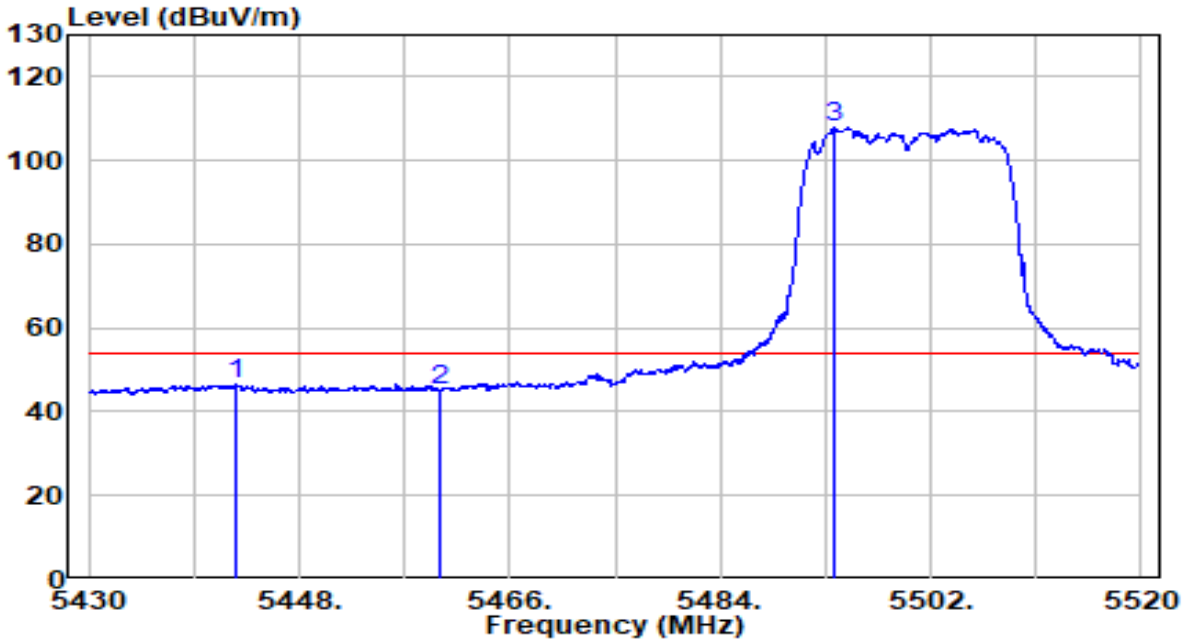

No		Frequency (MHz)	Reading (dBuV)	C.F (dB)	Measurement (dBuV/m)	Margin (dB)	Limit (dBuV/m)	Remark (QP/PK/AV)
1		5442.690	26.52	20.21	46.73	-7.27	54.00	Average
2		5460.000	24.74	20.23	44.97	-9.03	54.00	Average
3	*	5493.720	87.56	20.26	107.83	N/A	N/A	Average

Note:

1. " *", means this data is the worst emission level.
2. C.F (Correction Factor) = Antenna Factor (dB)+ Cable Loss (dB)- Preamplifier(dB)+ 16dB Attenuation.
3. Measurement(dBuV/m) = Reading(dBuV) + C.F (Correction Factor).
4.The emission levels of other frequencies are very lower than the limit and not show in test report.

EUT	AX5400 Wi-Fi 6 Router	Date of Test	2020-10-21
Factor	BBHA 9120D (1GHz~18GHz)_2020	Temp. / Humidity	24.2℃/50%
Polarity	Horizontal	Site / Test Engineer	AC1 / Jay Chu
Test Mode	Transmit by 802.11ac-VHT20 at Channel 5700MHz (Beamforming Mode)	Test Voltage	120V/60Hz

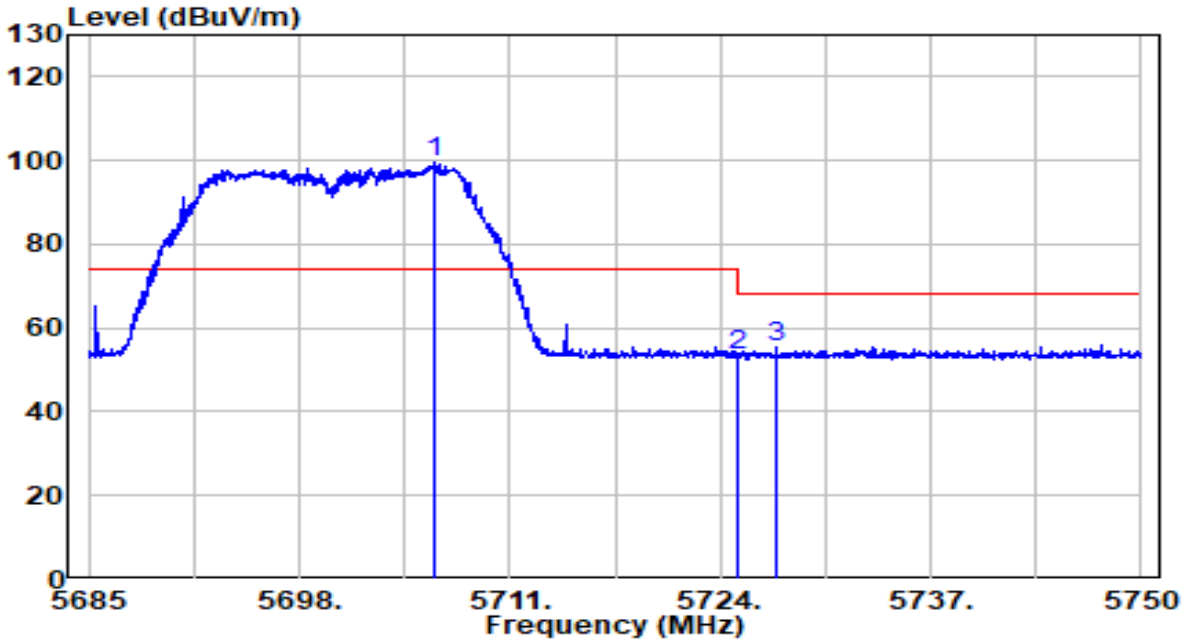

No		Frequency (MHz)	Reading (dBuV)	C.F (dB)	Measurement (dBuV/m)	Margin (dB)	Limit (dBuV/m)	Remark (QP/PK/AV)
1	*	5706.288	78.51	20.94	99.45	N/A	N/A	Peak
2		5725.000	32.39	21.00	53.39	-14.81	68.20	Peak
3		5727.445	34.66	21.01	55.67	-12.53	68.20	Peak

Note:

1. " *", means this data is the worst emission level.
2. C.F (Correction Factor) = Antenna Factor (dB)+ Cable Loss (dB)- Preamplifier(dB)+ 16dB Attenuation.
3. Measurement(dBuV/m) = Reading(dBuV) + C.F (Correction Factor).
4.The emission levels of other frequencies are very lower than the limit and not show in test report.

EUT	AX5400 Wi-Fi 6 Router	Date of Test	2020-10-21
Factor	BBHA 9120D (1GHz~18GHz)_2020	Temp. / Humidity	24.2℃/50%
Polarity	Vertical	Site / Test Engineer	AC1 / Jay Chu
Test Mode	Transmit by 802.11ac-VHT20 at Channel 5700MHz (Beamforming Mode)	Test Voltage	120V/60Hz

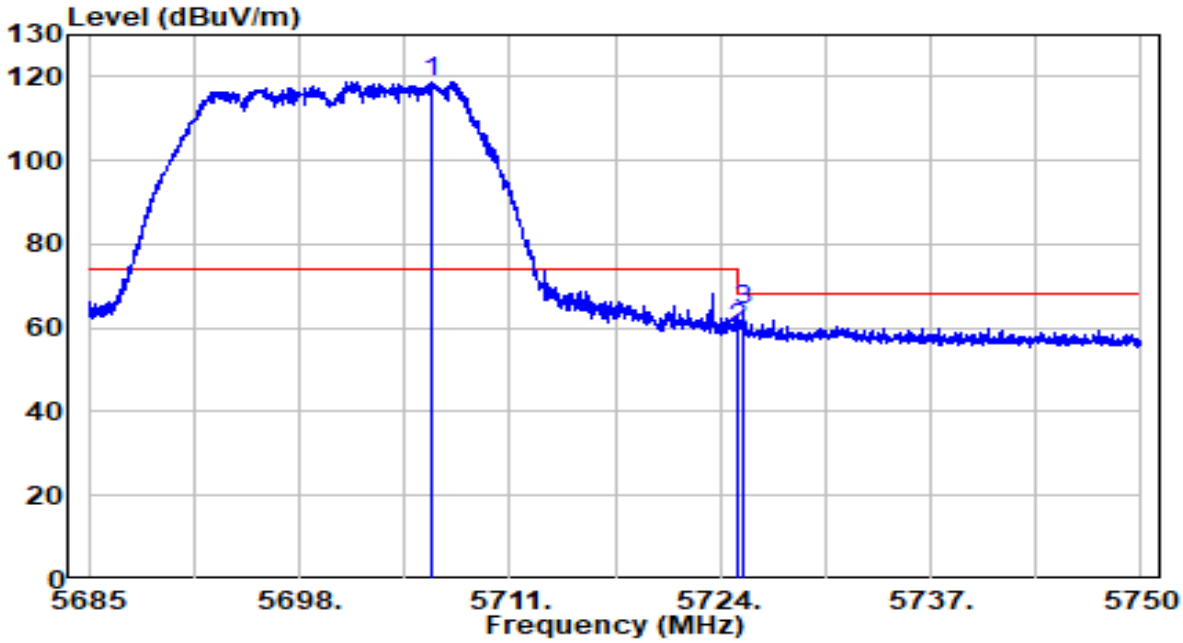

No		Frequency (MHz)	Reading (dBuV)	C.F (dB)	Measurement (dBuV/m)	Margin (dB)	Limit (dBuV/m)	Remark (QP/PK/AV)
1	*	5706.223	97.78	20.94	118.72	N/A	N/A	Peak
2		5725.000	38.62	21.00	59.62	-8.58	68.20	Peak
3		5725.397	43.02	21.00	64.02	-4.18	68.20	Peak

Note:

1. " *", means this data is the worst emission level.
2. C.F (Correction Factor) = Antenna Factor (dB)+ Cable Loss (dB)- Preamplifier(dB)+ 16dB Attenuation.
3. Measurement(dBuV/m) = Reading(dBuV) + C.F (Correction Factor).
4.The emission levels of other frequencies are very lower than the limit and not show in test report.

EUT	AX5400 Wi-Fi 6 Router	Date of Test	2020-10-21
Factor	BBHA 9120D (1GHz~18GHz)_2020	Temp. / Humidity	24.2℃/50%
Polarity	Horizontal	Site / Test Engineer	AC1 / Jay Chu
Test Mode	Transmit by 802.11ac-VHT20 at Channel 5745MHz (Beamforming Mode)	Test Voltage	120V/60Hz

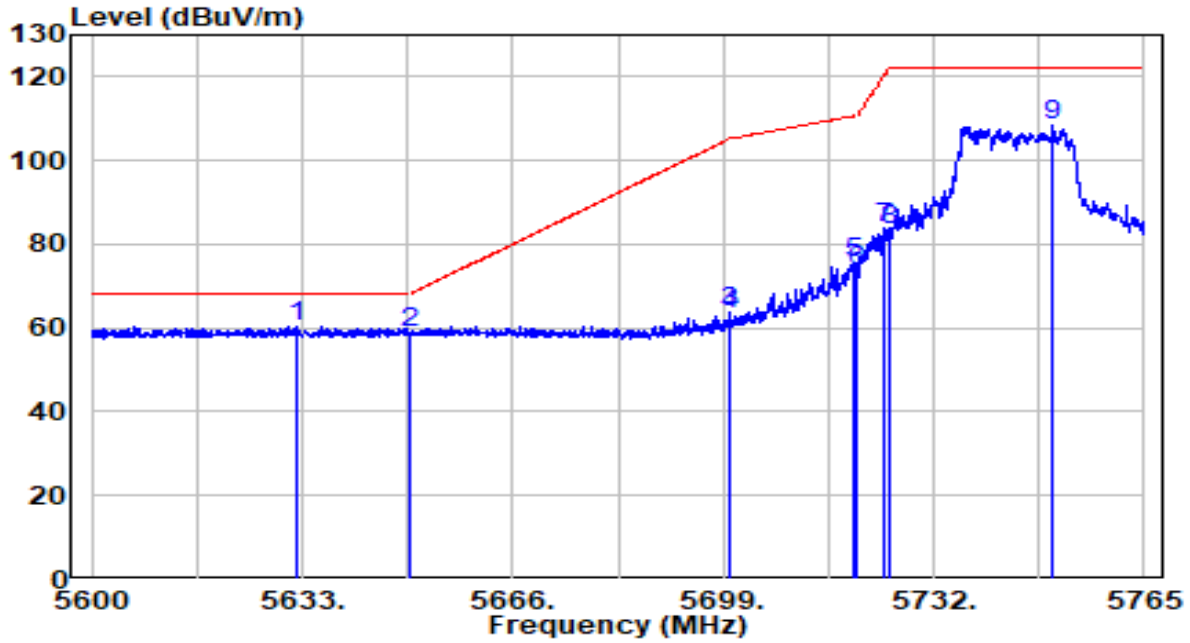

No		Frequency (MHz)	Reading (dBuV)	C.F (dB)	Measurement (dBuV/m)	Margin (dB)	Limit (dBuV/m)	Remark (QP/PK/AV)
1	*	5632.175	39.63	20.70	60.33	-7.87	68.20	Peak
2		5650.000	38.03	20.76	58.79	-9.41	68.20	Peak
3		5699.908	42.63	20.92	63.54	-41.59	105.13	Peak
4		5700.000	42.27	20.92	63.18	-42.02	105.20	Peak
5		5719.295	54.59	20.98	75.57	-35.03	110.60	Peak
6		5720.000	52.84	20.98	73.83	-36.97	110.80	Peak
7		5724.328	62.97	21.00	83.96	-36.71	120.67	Peak
8		5725.000	62.49	21.00	83.49	-38.71	122.20	Peak
9		5750.645	87.15	21.08	108.23	N/A	N/A	Peak

Note:

1. " *", means this data is the worst emission level.
2. C.F (Correction Factor) = Antenna Factor (dB)+ Cable Loss (dB)- Preamplifier(dB)+ 16dB Attenuation.
3. Measurement(dBuV/m) = Reading(dBuV) + C.F (Correction Factor).
4.The emission levels of other frequencies are very lower than the limit and not show in test report.

EUT	AX5400 Wi-Fi 6 Router	Date of Test	2020-10-21
Factor	BBHA 9120D (1GHz~18GHz)_2020	Temp. / Humidity	24.2℃/50%
Polarity	Vertical	Site / Test Engineer	AC1 / Jay Chu
Test Mode	Transmit by 802.11ac-VHT20 at Channel 5745MHz (Beamforming Mode)	Test Voltage	120V/60Hz

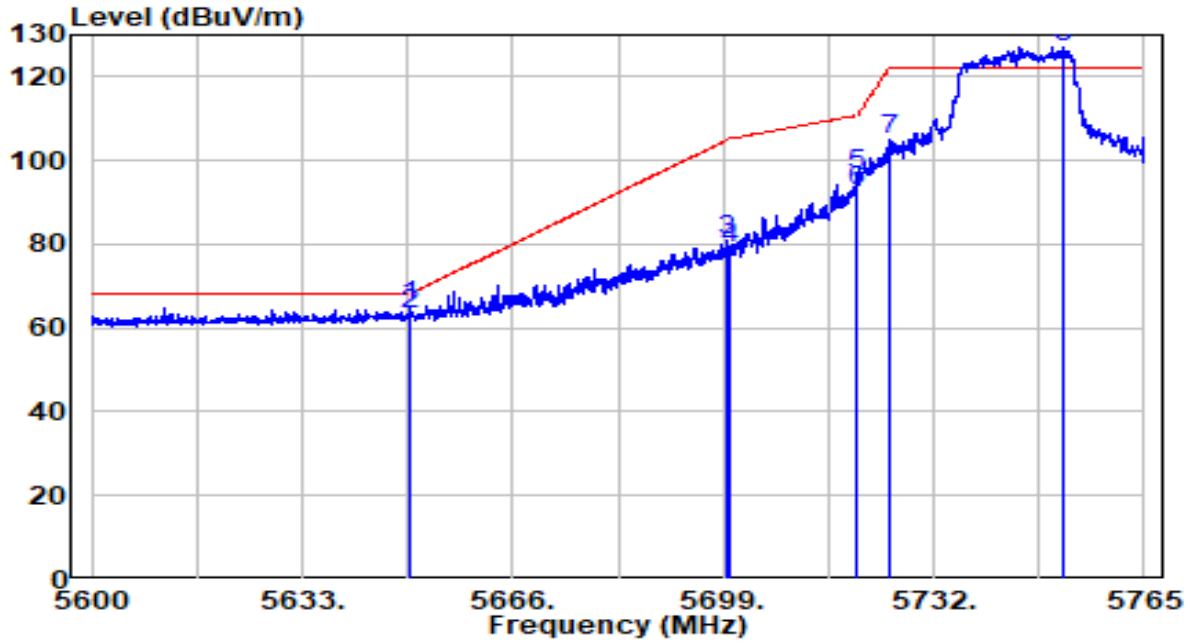

No		Frequency (MHz)	Reading (dBuV)	C.F (dB)	Measurement (dBuV/m)	Margin (dB)	Limit (dBuV/m)	Remark (QP/PK/AV)
1		5649.748	44.60	20.76	65.35	-2.85	68.20	Peak
2		5650.000	42.39	20.76	63.14	-5.06	68.20	Peak
3		5699.743	60.07	20.92	80.99	-24.02	105.01	Peak
4		5700.000	58.04	20.92	78.96	-26.24	105.20	Peak
5		5719.955	75.72	20.98	96.71	-14.08	110.79	Peak
6		5720.000	71.85	20.98	92.83	-17.97	110.80	Peak
7		5725.000	83.89	21.00	104.89	-17.31	122.20	Peak
8	*	5752.295	105.95	21.09	127.04	N/A	N/A	Peak

Note:

1. " *", means this data is the worst emission level.
2. C.F (Correction Factor) = Antenna Factor (dB)+ Cable Loss (dB)- Preamplifier(dB)+ 16dB Attenuation.
3. Measurement(dBuV/m) = Reading(dBuV) + C.F (Correction Factor).
4.The emission levels of other frequencies are very lower than the limit and not show in test report.

EUT	AX5400 Wi-Fi 6 Router	Date of Test	2020-10-21
Factor	BBHA 9120D (1GHz~18GHz)_2020	Temp. / Humidity	24.2℃/50%
Polarity	Horizontal	Site / Test Engineer	AC1 / Jay Chu
Test Mode	Transmit by 802.11ac-VHT20 at Channel 5825MHz (Beamforming Mode)	Test Voltage	120V/60Hz

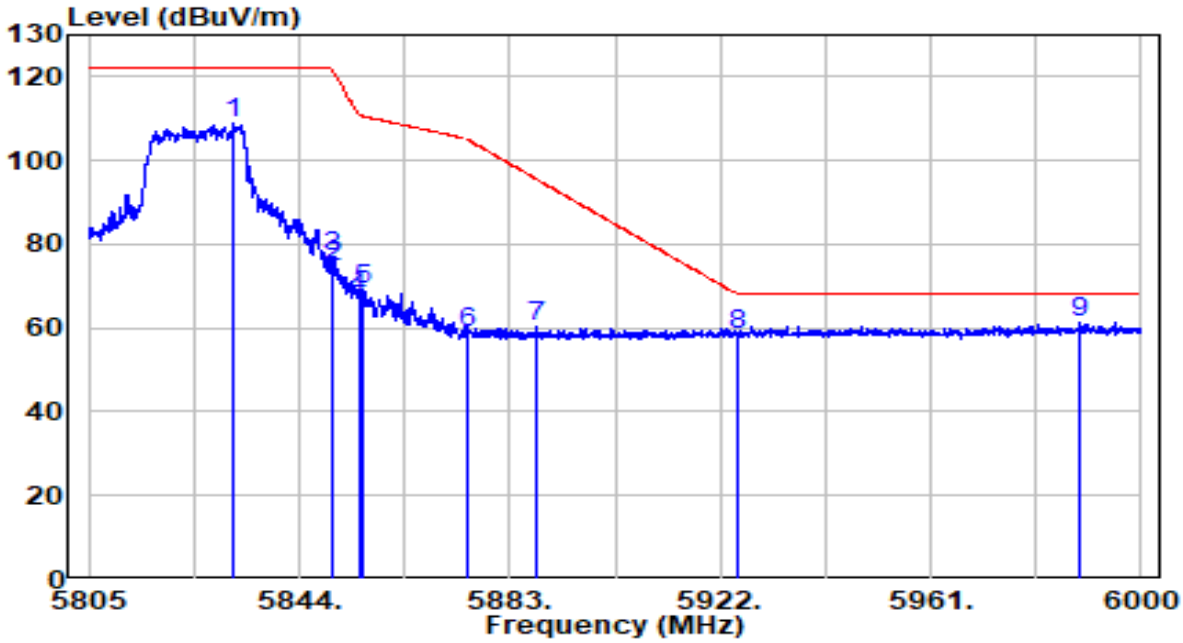

No		Frequency (MHz)	Reading (dBuV)	C.F (dB)	Measurement (dBuV/m)	Margin (dB)	Limit (dBuV/m)	Remark (QP/PK/AV)
1		5831.910	87.62	21.35	108.96	N/A	N/A	Peak
2		5850.000	53.04	21.40	74.44	-47.76	122.20	Peak
3		5850.143	55.77	21.40	77.17	-44.70	121.87	Peak
4		5855.000	45.91	21.42	67.33	-43.47	110.80	Peak
5		5855.797	47.72	21.42	69.14	-41.44	110.58	Peak
6		5875.000	37.16	21.49	58.65	-46.55	105.20	Peak
7		5888.070	38.96	21.53	60.49	-35.01	95.50	Peak
8		5925.000	36.75	21.65	58.40	-9.80	68.20	Peak
9	*	5988.592	39.65	21.85	61.50	-6.70	68.20	Peak

Note:

1. " *", means this data is the worst emission level.
2. C.F (Correction Factor) = Antenna Factor (dB)+ Cable Loss (dB)- Preamplifier(dB)+ 16dB Attenuation.
3. Measurement(dBuV/m) = Reading(dBuV) + C.F (Correction Factor).
4.The emission levels of other frequencies are very lower than the limit and not show in test report.

EUT	AX5400 Wi-Fi 6 Router	Date of Test	2020-10-21
Factor	BBHA 9120D (1GHz~18GHz)_2020	Temp. / Humidity	24.2℃/50%
Polarity	Vertical	Site / Test Engineer	AC1 / Jay Chu
Test Mode	Transmit by 802.11ac-VHT20 at Channel 5825MHz (Beamforming Mode)	Test Voltage	120V/60Hz

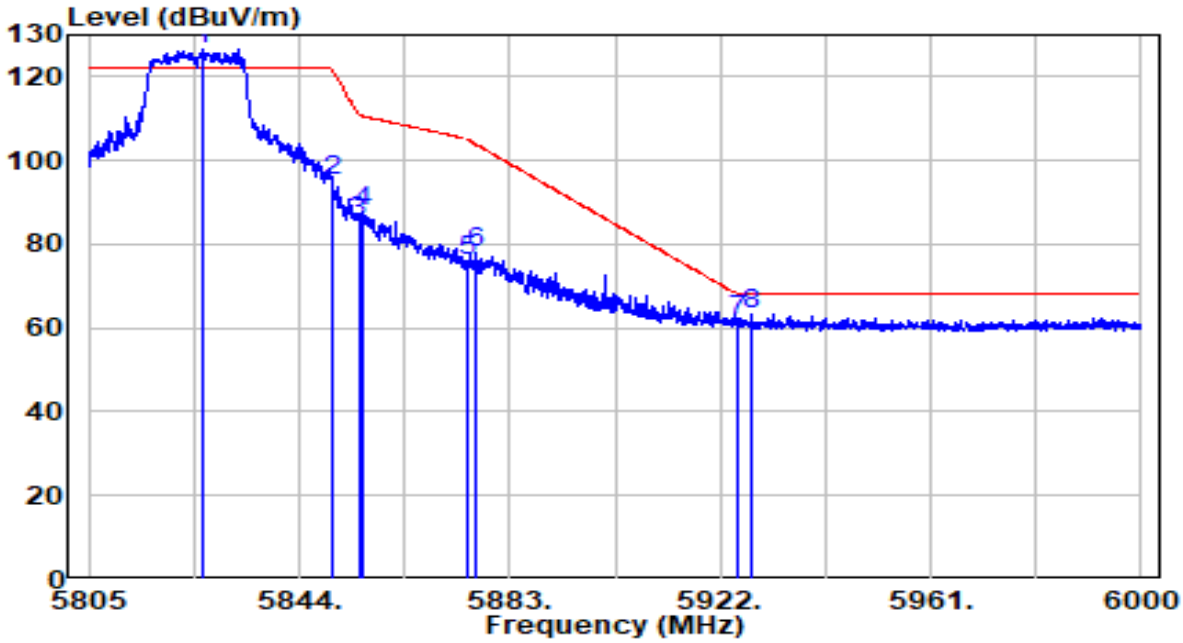

No		Frequency (MHz)	Reading (dBuV)	C.F (dB)	Measurement (dBuV/m)	Margin (dB)	Limit (dBuV/m)	Remark (QP/PK/AV)
1	*	5826.060	105.30	21.33	126.63	N/A	N/A	Peak
2		5850.000	73.58	21.40	94.98	-27.22	122.20	Peak
3		5855.000	63.75	21.42	85.17	-25.63	110.80	Peak
4		5855.797	66.32	21.42	87.74	-22.84	110.58	Peak
5		5875.000	54.39	21.49	75.88	-29.32	105.20	Peak
6		5876.760	56.50	21.49	77.99	-25.90	103.89	Peak
7		5925.000	40.24	21.65	61.89	-6.31	68.20	Peak
8		5927.947	41.60	21.66	63.26	-4.94	68.20	Peak

Note:

1. " *", means this data is the worst emission level.
2. C.F (Correction Factor) = Antenna Factor (dB)+ Cable Loss (dB)- Preamplifier(dB)+ 16dB Attenuation.
3. Measurement(dBuV/m) = Reading(dBuV) + C.F (Correction Factor).
4.The emission levels of other frequencies are very lower than the limit and not show in test report.

EUT	AX5400 Wi-Fi 6 Router	Date of Test	2020-10-21
Factor	BBHA 9120D (1GHz~18GHz)_2020	Temp. / Humidity	24.2℃/50%
Polarity	Horizontal	Site / Test Engineer	AC1 / Jay Chu
Test Mode	Transmit by 802.11ac-VHT40 at Channel 5190MHz (Beamforming Mode)	Test Voltage	120V/60Hz

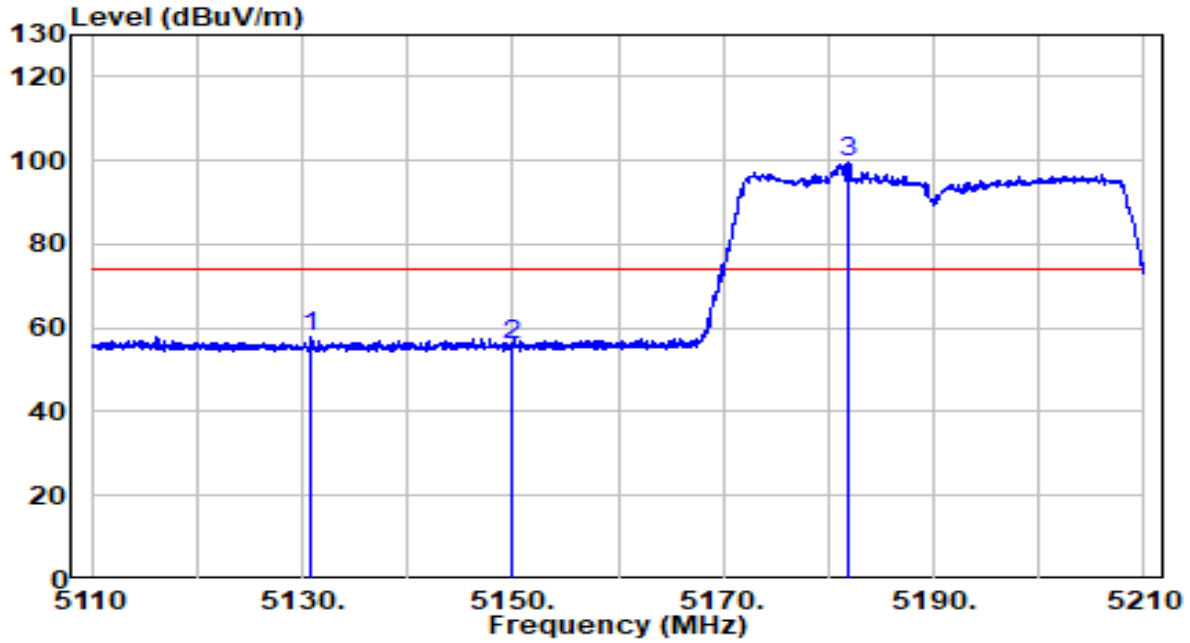

No		Frequency (MHz)	Reading (dBuV)	C.F (dB)	Measurement (dBuV/m)	Margin (dB)	Limit (dBuV/m)	Remark (QP/PK/AV)
1		5130.800	38.06	19.89	57.94	-16.06	74.00	Peak
2		5150.000	35.92	19.91	55.82	-18.18	74.00	Peak
3	*	5181.900	79.75	19.94	99.69	N/A	N/A	Peak

Note:

1. " *", means this data is the worst emission level.
2. C.F (Correction Factor) = Antenna Factor (dB)+ Cable Loss (dB)- Preamplifier(dB)+ 16dB Attenuation.
3. Measurement(dBuV/m) = Reading(dBuV) + C.F (Correction Factor).
4.The emission levels of other frequencies are very lower than the limit and not show in test report.

EUT	AX5400 Wi-Fi 6 Router	Date of Test	2020-10-21
Factor	BBHA 9120D (1GHz~18GHz)_2020	Temp. / Humidity	24.2℃/50%
Polarity	Horizontal	Site / Test Engineer	AC1 / Jay Chu
Test Mode	Transmit by 802.11ac-VHT40 at Channel 5190MHz(Beamforming Mode)	Test Voltage	120V/60Hz

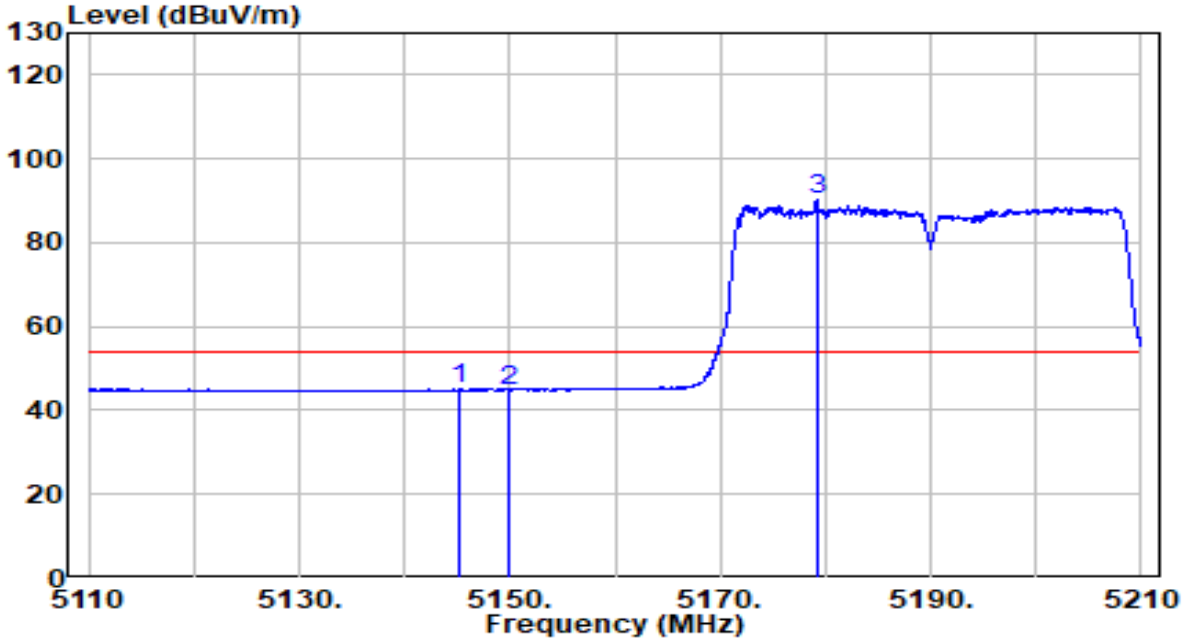

No		Frequency (MHz)	Reading (dBuV)	C.F (dB)	Measurement (dBuV/m)	Margin (dB)	Limit (dBuV/m)	Remark (QP/PK/AV)
1		5145.250	25.22	19.90	45.12	-8.88	54.00	Average
2		5150.000	24.94	19.91	44.85	-9.15	54.00	Average
3	*	5179.200	70.24	19.94	90.18	N/A	N/A	Average

Note:

1. " *", means this data is the worst emission level.
2. C.F (Correction Factor) = Antenna Factor (dB)+ Cable Loss (dB)- Preamplifier(dB)+ 16dB Attenuation.
3. Measurement(dBuV/m) = Reading(dBuV) + C.F (Correction Factor).
4.The emission levels of other frequencies are very lower than the limit and not show in test report.

EUT	AX5400 Wi-Fi 6 Router	Date of Test	2020-10-21
Factor	BBHA 9120D (1GHz~18GHz)_2020	Temp. / Humidity	24.2℃/50%
Polarity	Vertical	Site / Test Engineer	AC1 / Jay Chu
Test Mode	Transmit by 802.11ac-VHT40 at Channel 5190MHz (Beamforming Mode)	Test Voltage	120V/60Hz

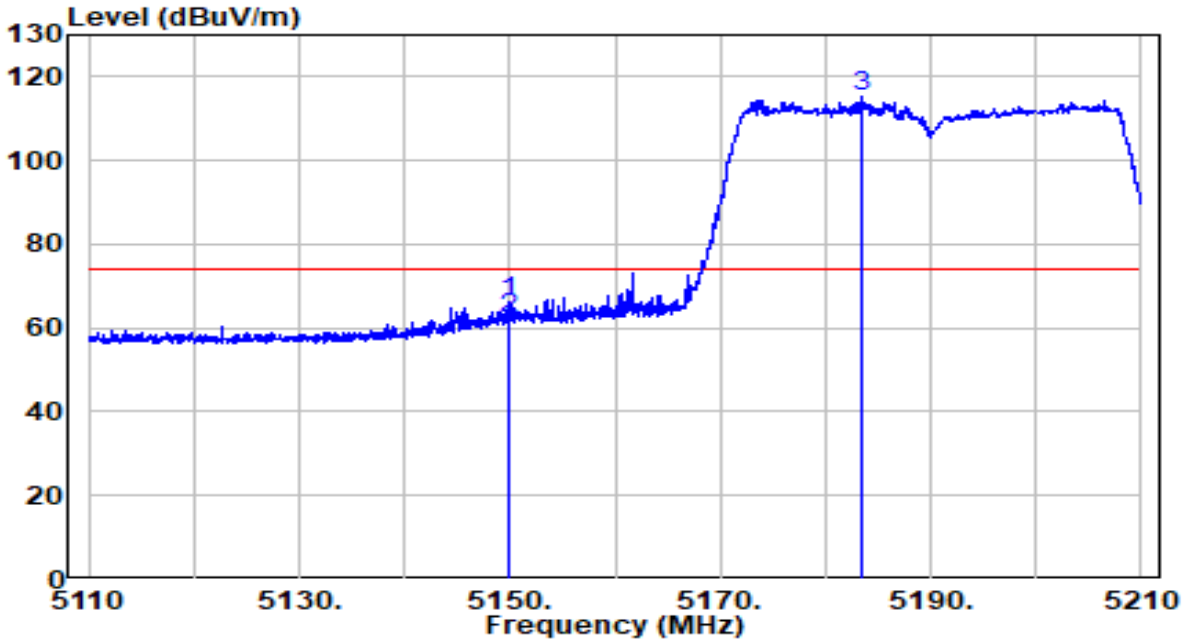

No		Frequency (MHz)	Reading (dBuV)	C.F (dB)	Measurement (dBuV/m)	Margin (dB)	Limit (dBuV/m)	Remark (QP/PK/AV)
1		5149.800	46.14	19.91	66.05	-7.95	74.00	Peak
2		5150.000	42.62	19.91	62.53	-11.47	74.00	Peak
3	*	5183.500	95.13	19.94	115.07	N/A	N/A	Peak

Note:

1. " *", means this data is the worst emission level.
2. C.F (Correction Factor) = Antenna Factor (dB)+ Cable Loss (dB)- Preamplifier(dB)+ 16dB Attenuation.
3. Measurement(dBuV/m) = Reading(dBuV) + C.F (Correction Factor).
4.The emission levels of other frequencies are very lower than the limit and not show in test report.

EUT	AX5400 Wi-Fi 6 Router	Date of Test	2020-10-21
Factor	BBHA 9120D (1GHz~18GHz)_2020	Temp. / Humidity	24.2℃/50%
Polarity	Vertical	Site / Test Engineer	AC1 / Jay Chu
Test Mode	Transmit by 802.11ac-VHT40 at Channel 5190MHz (Beamforming Mode)	Test Voltage	120V/60Hz

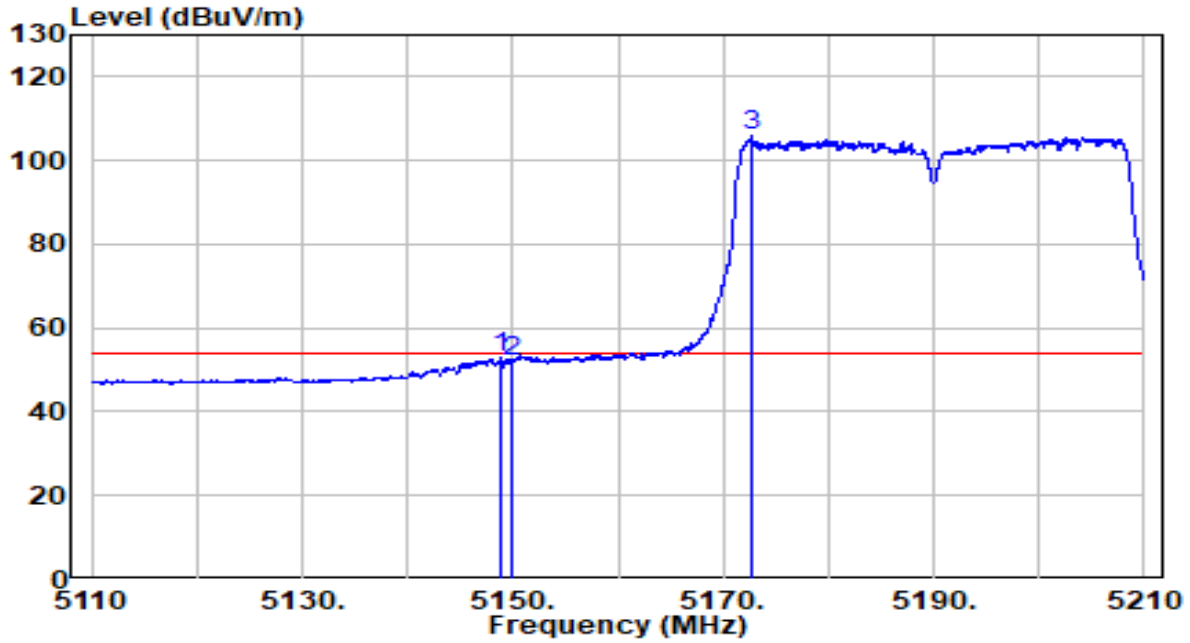

No		Frequency (MHz)	Reading (dBuV)	C.F (dB)	Measurement (dBuV/m)	Margin (dB)	Limit (dBuV/m)	Remark (QP/PK/AV)
1		5148.850	32.96	19.90	52.86	-1.14	54.00	Average
2		5150.000	32.27	19.91	52.17	-1.83	54.00	Average
3	*	5172.700	86.07	19.93	106.00	N/A	N/A	Average

Note:

1. " *", means this data is the worst emission level.
2. C.F (Correction Factor) = Antenna Factor (dB)+ Cable Loss (dB)- Preamplifier(dB)+ 16dB Attenuation.
3. Measurement(dBuV/m) = Reading(dBuV) + C.F (Correction Factor).
4.The emission levels of other frequencies are very lower than the limit and not show in test report.

EUT	AX5400 Wi-Fi 6 Router	Date of Test	2020-10-21
Factor	BBHA 9120D (1GHz~18GHz)_2020	Temp. / Humidity	24.2℃/50%
Polarity	Horizontal	Site / Test Engineer	AC1 / Jay Chu
Test Mode	Transmit by 802.11ac-VHT40 at Channel 5230MHz (Beamforming Mode)	Test Voltage	120V/60Hz

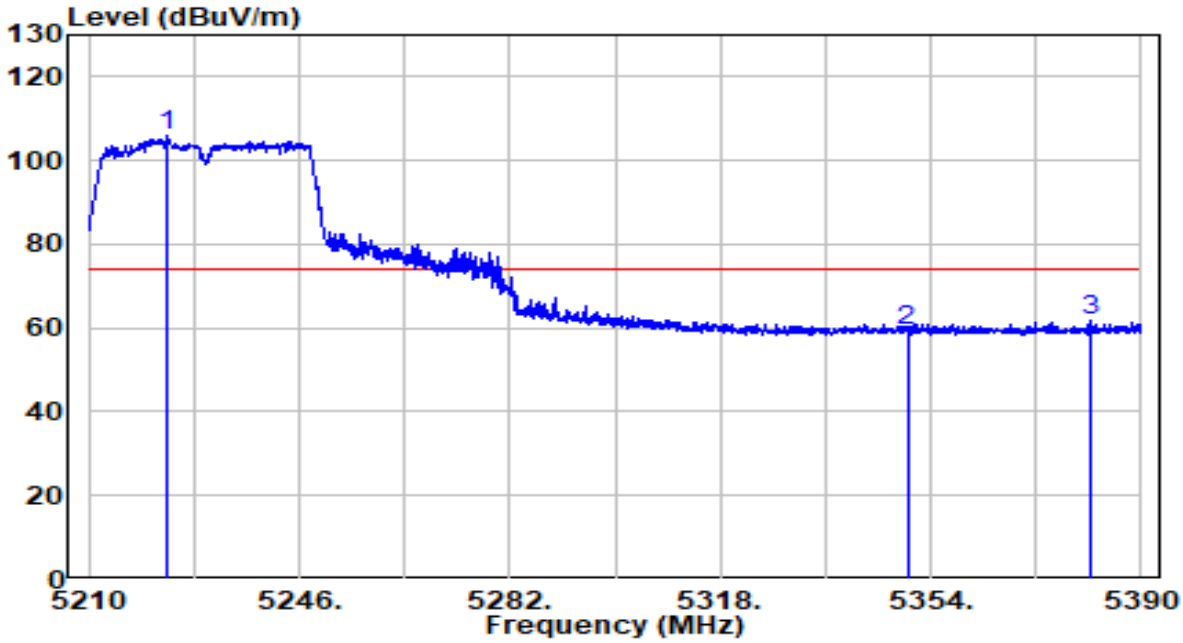

No		Frequency (MHz)	Reading (dBuV)	C.F (dB)	Measurement (dBuV/m)	Margin (dB)	Limit (dBuV/m)	Remark (QP/PK/AV)
1	*	5223.500	85.74	19.98	105.72	N/A	N/A	Peak
2		5350.000	39.42	20.11	59.54	-14.46	74.00	Peak
3		5381.180	41.56	20.15	61.71	-12.29	74.00	Peak

Note:

1. " *", means this data is the worst emission level.
2. C.F (Correction Factor) = Antenna Factor (dB)+ Cable Loss (dB)- Preamplifier(dB)+ 16dB Attenuation.
3. Measurement(dBuV/m) = Reading(dBuV) + C.F (Correction Factor).
4.The emission levels of other frequencies are very lower than the limit and not show in test report.

EUT	AX5400 Wi-Fi 6 Router	Date of Test	2020-10-21
Factor	BBHA 9120D (1GHz~18GHz)_2020	Temp. / Humidity	24.2℃/50%
Polarity	Horizontal	Site / Test Engineer	AC1 / Jay Chu
Test Mode	Transmit by 802.11ac-VHT40 at Channel 5230MHz (Beamforming Mode)	Test Voltage	120V/60Hz

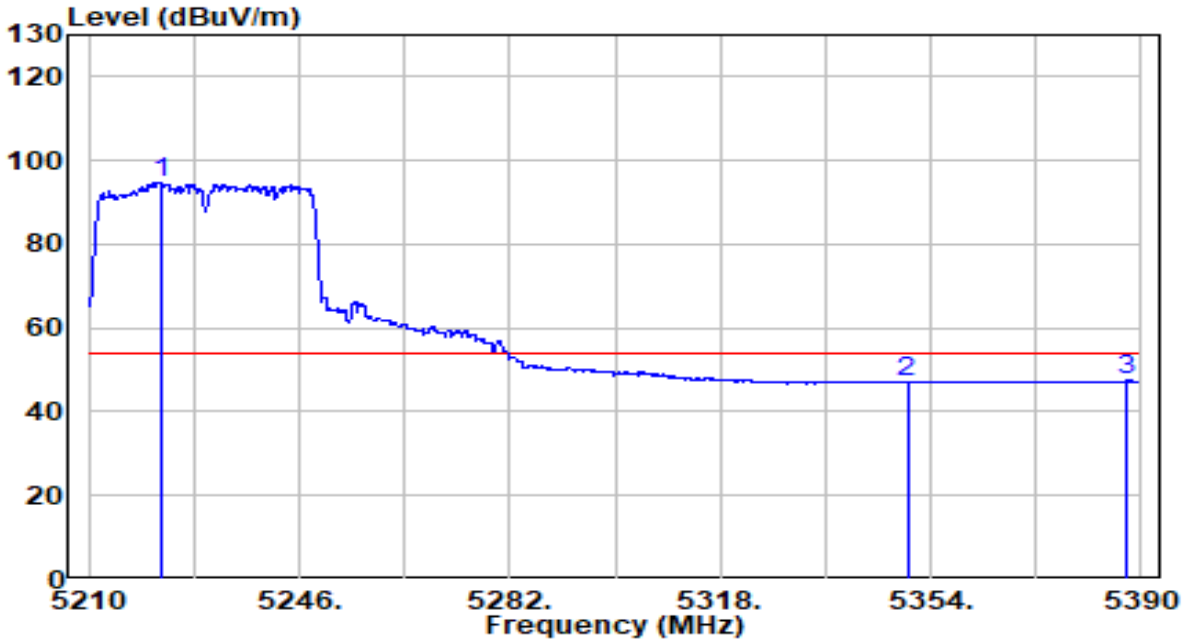

No		Frequency (MHz)	Reading (dBuV)	C.F (dB)	Measurement (dBuV/m)	Margin (dB)	Limit (dBuV/m)	Remark (QP/PK/AV)
1	*	5222.240	74.94	19.98	94.92	N/A	N/A	Average
2		5350.000	26.99	20.11	47.11	-6.89	54.00	Average
3		5387.660	27.19	20.15	47.35	-6.65	54.00	Average

Note:

1. " *", means this data is the worst emission level.
2. C.F (Correction Factor) = Antenna Factor (dB)+ Cable Loss (dB)- Preamplifier(dB)+ 16dB Attenuation.
3. Measurement(dBuV/m) = Reading(dBuV) + C.F (Correction Factor).
4.The emission levels of other frequencies are very lower than the limit and not show in test report.

EUT	AX5400 Wi-Fi 6 Router	Date of Test	2020-10-21
Factor	BBHA 9120D (1GHz~18GHz)_2020	Temp. / Humidity	24.2℃/50%
Polarity	Vertical	Site / Test Engineer	AC1 / Jay Chu
Test Mode	Transmit by 802.11ac-VHT40 at Channel 5230MHz (Beamforming Mode)	Test Voltage	120V/60Hz

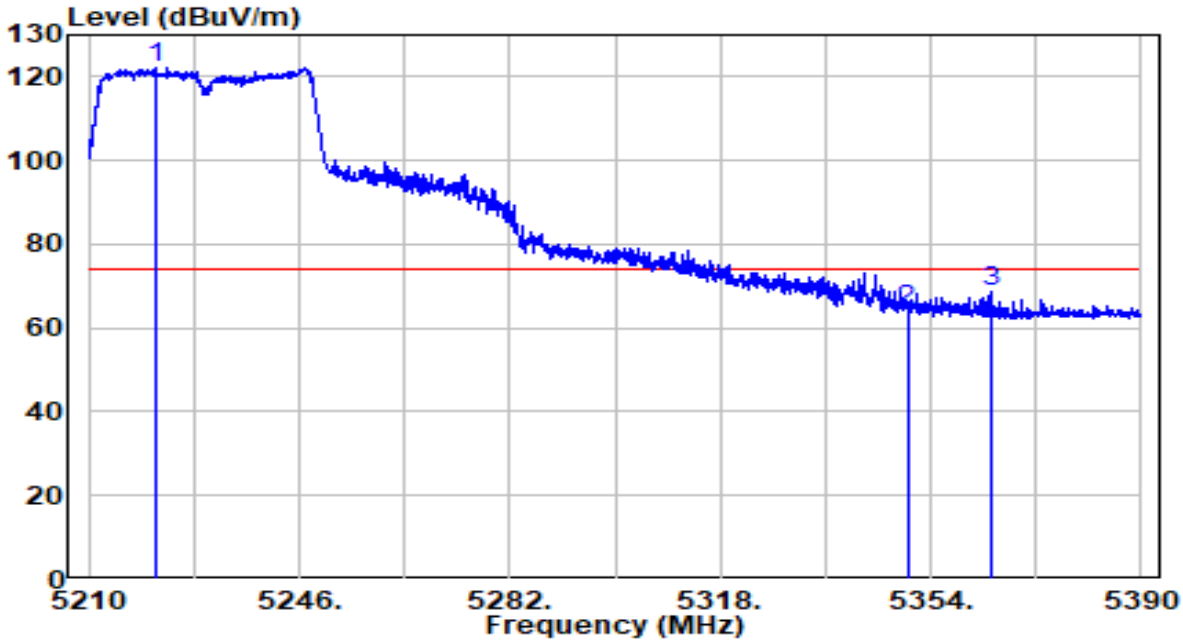

No		Frequency (MHz)	Reading (dBuV)	C.F (dB)	Measurement (dBuV/m)	Margin (dB)	Limit (dBuV/m)	Remark (QP/PK/AV)
1	*	5221.700	102.39	19.98	122.37	N/A	N/A	Peak
2		5350.000	44.22	20.11	64.33	-9.67	74.00	Peak
3		5364.440	48.52	20.13	68.64	-5.36	74.00	Peak

Note:

1. " *", means this data is the worst emission level.
2. C.F (Correction Factor) = Antenna Factor (dB)+ Cable Loss (dB)- Preamplifier(dB)+ 16dB Attenuation.
3. Measurement(dBuV/m) = Reading(dBuV) + C.F (Correction Factor).
4.The emission levels of other frequencies are very lower than the limit and not show in test report.

EUT	AX5400 Wi-Fi 6 Router	Date of Test	2020-10-21
Factor	BBHA 9120D (1GHz~18GHz)_2020	Temp. / Humidity	24.2℃/50%
Polarity	Vertical	Site / Test Engineer	AC1 / Jay Chu
Test Mode	Transmit by 802.11ac-VHT40 at Channel 5230MHz (Beamforming Mode)	Test Voltage	120V/60Hz

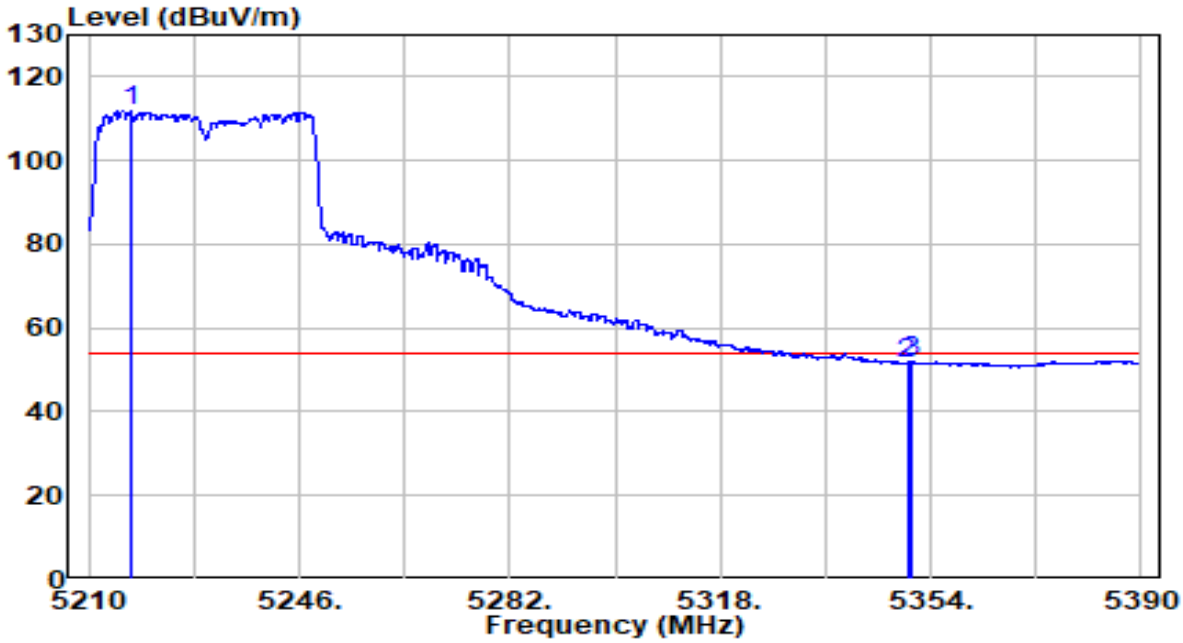

No		Frequency (MHz)	Reading (dBuV)	C.F (dB)	Measurement (dBuV/m)	Margin (dB)	Limit (dBuV/m)	Remark (QP/PK/AV)
1	*	5217.380	91.96	19.98	111.94	N/A	N/A	Average
2		5350.000	31.52	20.11	51.63	-2.37	54.00	Average
3		5350.670	31.76	20.11	51.88	-2.12	54.00	Average

Note:

1. " *", means this data is the worst emission level.
2. C.F (Correction Factor) = Antenna Factor (dB)+ Cable Loss (dB)- Preamplifier(dB)+ 16dB Attenuation.
3. Measurement(dBuV/m) = Reading(dBuV) + C.F (Correction Factor).
4.The emission levels of other frequencies are very lower than the limit and not show in test report.

EUT	AX5400 Wi-Fi 6 Router	Date of Test	2020-10-21
Factor	BBHA 9120D (1GHz~18GHz)_2020	Temp. / Humidity	24.2℃/50%
Polarity	Horizontal	Site / Test Engineer	AC1 / Jay Chu
Test Mode	Transmit by 802.11ac-VHT40 at Channel 5310MHz (Beamforming Mode)	Test Voltage	120V/60Hz

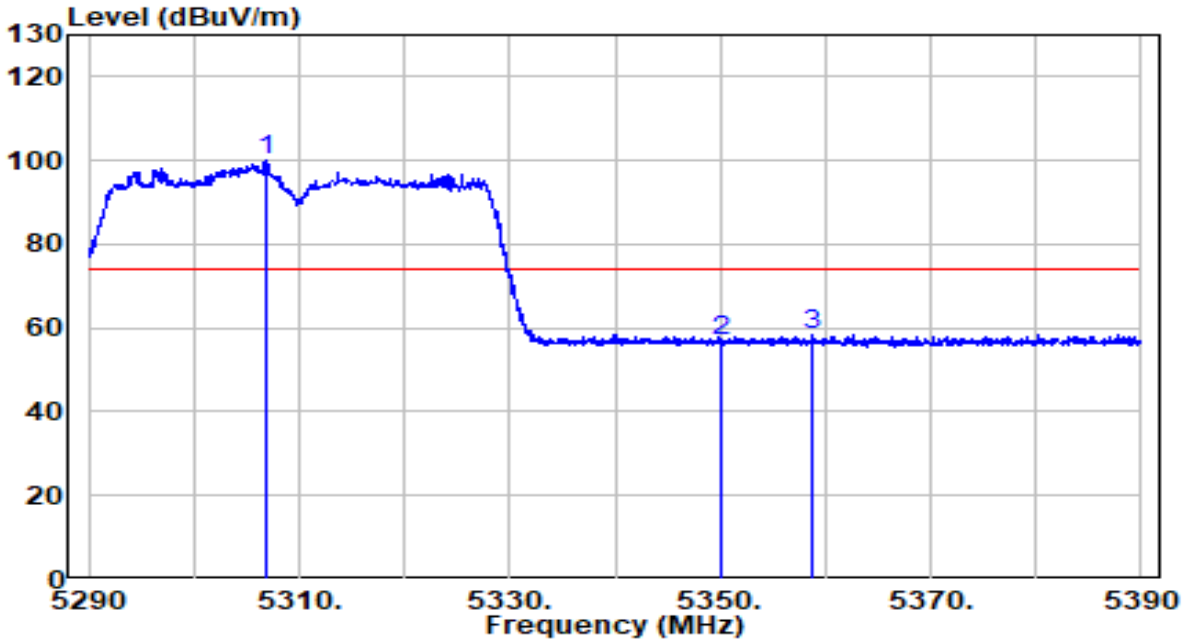

No		Frequency (MHz)	Reading (dBuV)	C.F (dB)	Measurement (dBuV/m)	Margin (dB)	Limit (dBuV/m)	Remark (QP/PK/AV)
1	*	5306.750	79.81	20.07	99.88	N/A	N/A	Peak
2		5350.000	36.80	20.11	56.92	-17.08	74.00	Peak
3		5358.850	38.27	20.12	58.39	-15.61	74.00	Peak

Note:

1. " *", means this data is the worst emission level.
2. C.F (Correction Factor) = Antenna Factor (dB)+ Cable Loss (dB)- Preamplifier(dB)+ 16dB Attenuation.
3. Measurement(dBuV/m) = Reading(dBuV) + C.F (Correction Factor).
4.The emission levels of other frequencies are very lower than the limit and not show in test report.

EUT	AX5400 Wi-Fi 6 Router	Date of Test	2020-10-21
Factor	BBHA 9120D (1GHz~18GHz)_2020	Temp. / Humidity	24.2℃/50%
Polarity	Horizontal	Site / Test Engineer	AC1 / Jay Chu
Test Mode	Transmit by 802.11ac-VHT40 at Channel 5310MHz (Beamforming Mode)	Test Voltage	120V/60Hz

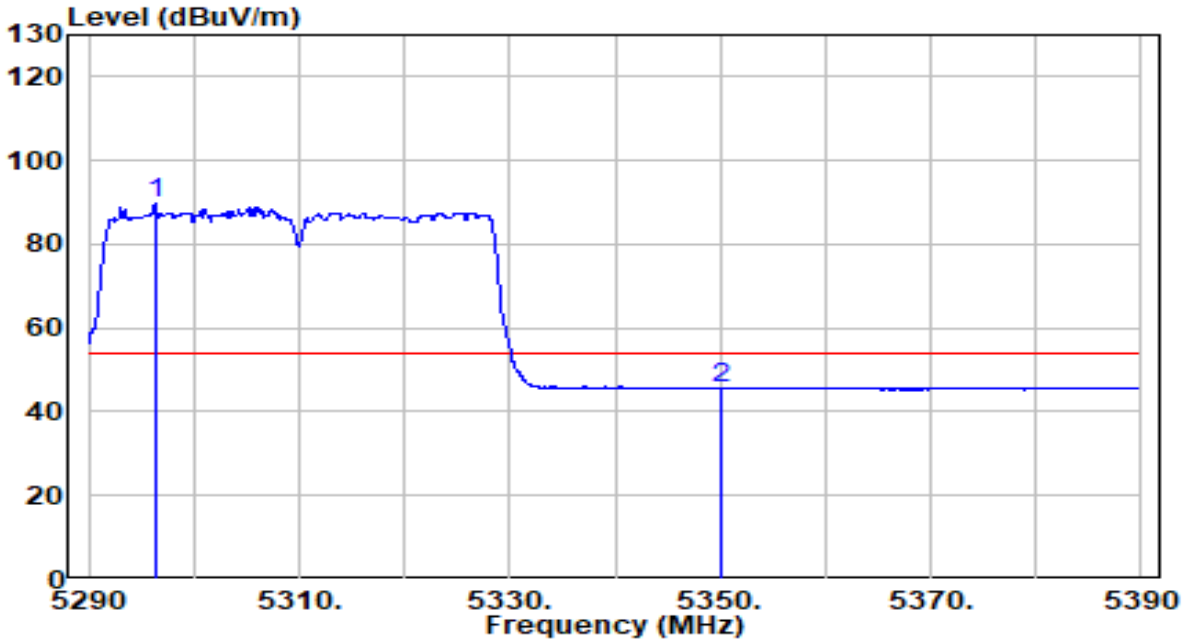

No		Frequency (MHz)	Reading (dBuV)	C.F (dB)	Measurement (dBuV/m)	Margin (dB)	Limit (dBuV/m)	Remark (QP/PK/AV)
1	*	5296.350	69.63	20.06	89.68	N/A	N/A	Average
2		5350.000	25.72	20.11	45.84	-8.16	54.00	Average

Note:

1. " *", means this data is the worst emission level.
2. C.F (Correction Factor) = Antenna Factor (dB)+ Cable Loss (dB)- Preamplifier(dB)+ 16dB Attenuation.
3. Measurement(dBuV/m) = Reading(dBuV) + C.F (Correction Factor).
4.The emission levels of other frequencies are very lower than the limit and not show in test report.

EUT	AX5400 Wi-Fi 6 Router	Date of Test	2020-10-21
Factor	BBHA 9120D (1GHz~18GHz)_2020	Temp. / Humidity	24.2℃/50%
Polarity	Vertical	Site / Test Engineer	AC1 / Jay Chu
Test Mode	Transmit by 802.11ac-VHT40 at Channel 5310MHz (Beamforming Mode)	Test Voltage	120V/60Hz

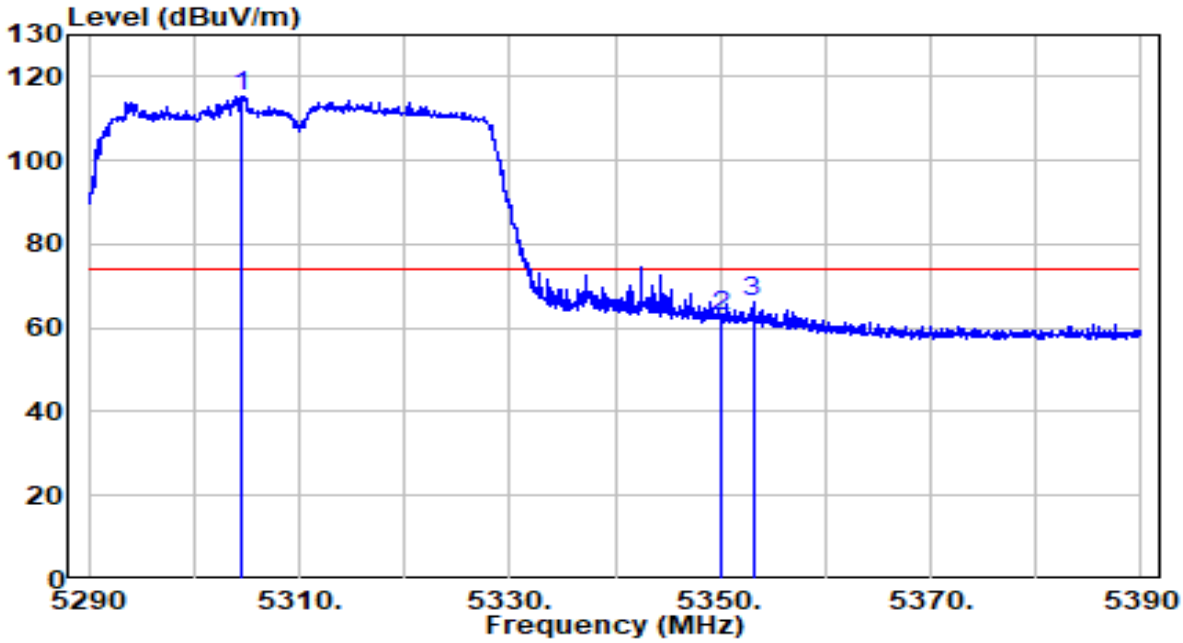

No		Frequency (MHz)	Reading (dBuV)	C.F (dB)	Measurement (dBuV/m)	Margin (dB)	Limit (dBuV/m)	Remark (QP/PK/AV)
1	*	5304.400	95.16	20.07	115.22	N/A	N/A	Peak
2		5350.000	42.56	20.11	62.67	-11.33	74.00	Peak
3		5353.100	46.16	20.12	66.28	-7.72	74.00	Peak

Note:

1. " *", means this data is the worst emission level.
2. C.F (Correction Factor) = Antenna Factor (dB)+ Cable Loss (dB)- Preamplifier(dB)+ 16dB Attenuation.
3. Measurement(dBuV/m) = Reading(dBuV) + C.F (Correction Factor).
4.The emission levels of other frequencies are very lower than the limit and not show in test report.

EUT	AX5400 Wi-Fi 6 Router	Date of Test	2020-10-21
Factor	BBHA 9120D (1GHz~18GHz)_2020	Temp. / Humidity	24.2℃/50%
Polarity	Vertical	Site / Test Engineer	AC1 / Jay Chu
Test Mode	Transmit by 802.11ac-VHT40 at Channel 5310MHz (Beamforming Mode)	Test Voltage	120V/60Hz

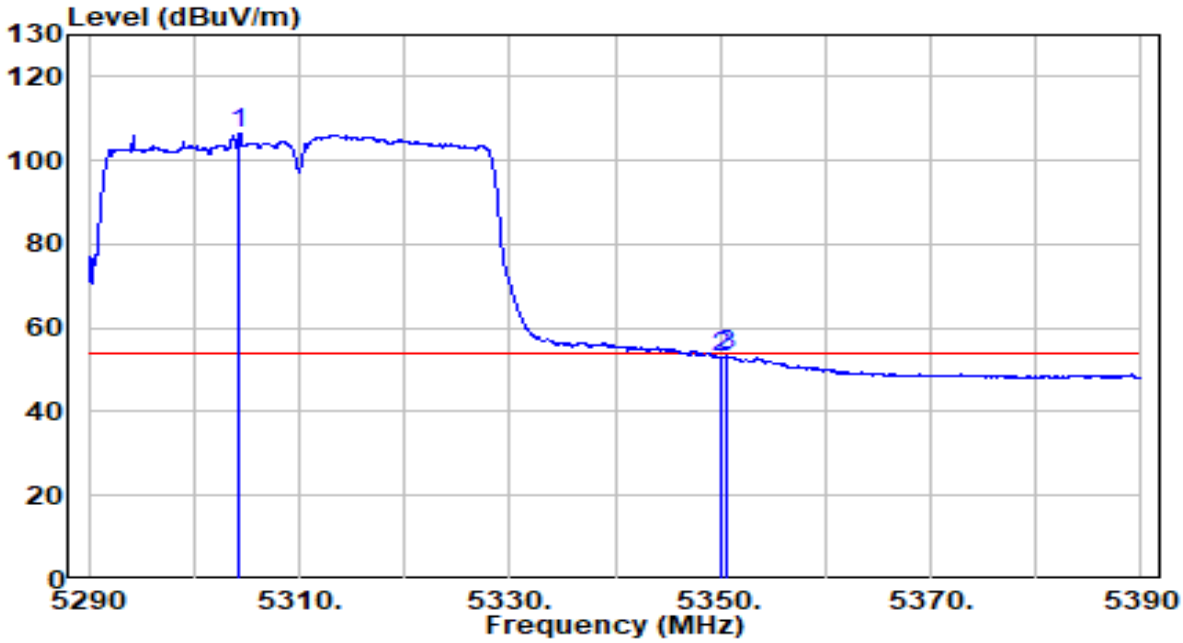

No		Frequency (MHz)	Reading (dBuV)	C.F (dB)	Measurement (dBuV/m)	Margin (dB)	Limit (dBuV/m)	Remark (QP/PK/AV)
1	*	5304.350	86.54	20.07	106.61	N/A	N/A	Average
2		5350.000	32.69	20.11	52.80	-1.20	54.00	Average
3		5350.650	33.15	20.11	53.26	-0.74	54.00	Average

Note:

1. " *", means this data is the worst emission level.
2. C.F (Correction Factor) = Antenna Factor (dB)+ Cable Loss (dB)- Preamplifier(dB)+ 16dB Attenuation.
3. Measurement(dBuV/m) = Reading(dBuV) + C.F (Correction Factor).
4.The emission levels of other frequencies are very lower than the limit and not show in test report.

EUT	AX5400 Wi-Fi 6 Router	Date of Test	2020-10-21
Factor	BBHA 9120D (1GHz~18GHz)_2020	Temp. / Humidity	24.2℃/50%
Polarity	Horizontal	Site / Test Engineer	AC1 / Jay Chu
Test Mode	Transmit by 802.11ac-VHT40 at Channel 5510MHz (Beamforming Mode)	Test Voltage	120V/60Hz

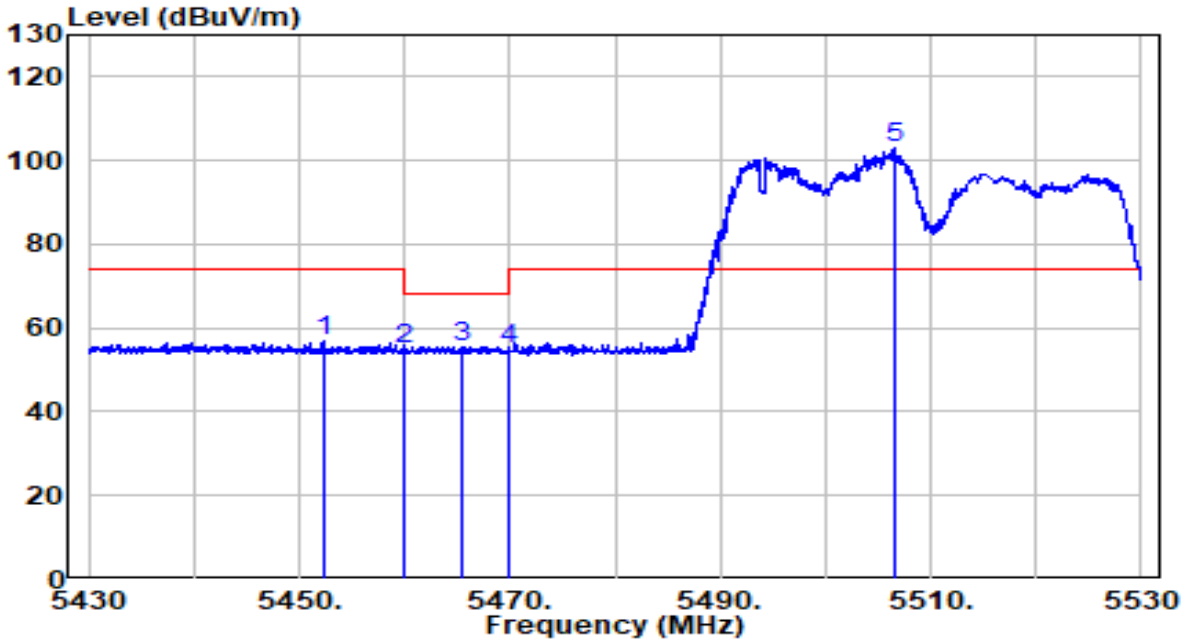

No		Frequency (MHz)	Reading (dBuV)	C.F (dB)	Measurement (dBuV/m)	Margin (dB)	Limit (dBuV/m)	Remark (QP/PK/AV)
1		5452.250	36.67	20.22	56.89	-17.11	74.00	Peak
2		5460.000	34.77	20.23	54.99	-13.21	68.20	Peak
3		5465.550	35.44	20.23	55.68	-12.52	68.20	Peak
4		5470.000	34.63	20.24	54.87	-13.33	68.20	Peak
5	*	5506.650	82.71	20.29	103.00	N/A	N/A	Peak

Note:

1. " *", means this data is the worst emission level.
2. C.F (Correction Factor) = Antenna Factor (dB)+ Cable Loss (dB)- Preamplifier(dB)+ 16dB Attenuation.
3. Measurement(dBuV/m) = Reading(dBuV) + C.F (Correction Factor).
4.The emission levels of other frequencies are very lower than the limit and not show in test report.

EUT	AX5400 Wi-Fi 6 Router	Date of Test	2020-10-21
Factor	BBHA 9120D (1GHz~18GHz)_2020	Temp. / Humidity	24.2℃/50%
Polarity	Horizontal	Site / Test Engineer	AC1 / Jay Chu
Test Mode	Transmit by 802.11ac-VHT40 at Channel 5510MHz (Beamforming Mode)	Test Voltage	120V/60Hz

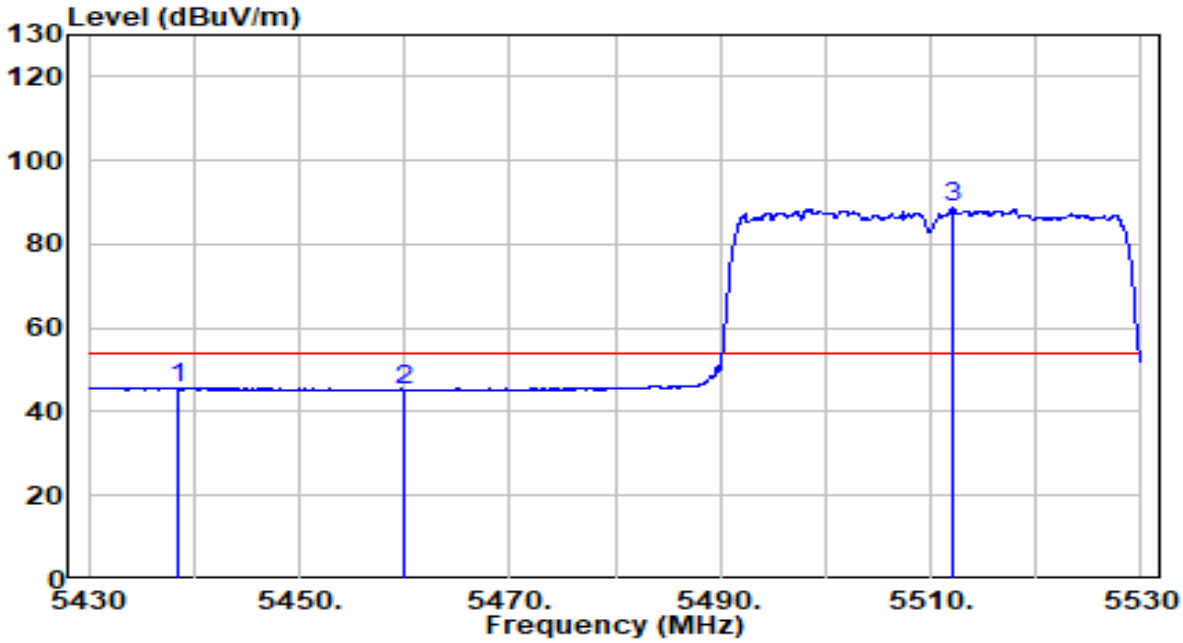

No		Frequency (MHz)	Reading (dBuV)	C.F (dB)	Measurement (dBuV/m)	Margin (dB)	Limit (dBuV/m)	Remark (QP/PK/AV)
1		5438.600	25.37	20.21	45.58	-8.42	54.00	Average
2		5460.000	25.04	20.23	45.27	-8.73	54.00	Average
3	*	5512.100	68.32	20.31	88.63	N/A	N/A	Average

Note:

1. " *", means this data is the worst emission level.
2. C.F (Correction Factor) = Antenna Factor (dB)+ Cable Loss (dB)- Preamplifier(dB)+ 16dB Attenuation.
3. Measurement(dBuV/m) = Reading(dBuV) + C.F (Correction Factor).
4.The emission levels of other frequencies are very lower than the limit and not show in test report.

EUT	AX5400 Wi-Fi 6 Router	Date of Test	2020-10-21
Factor	BBHA 9120D (1GHz~18GHz)_2020	Temp. / Humidity	24.2℃/50%
Polarity	Vertical	Site / Test Engineer	AC1 / Jay Chu
Test Mode	Transmit by 802.11ac-VHT40 at Channel 5510MHz (Beamforming Mode)	Test Voltage	120V/60Hz

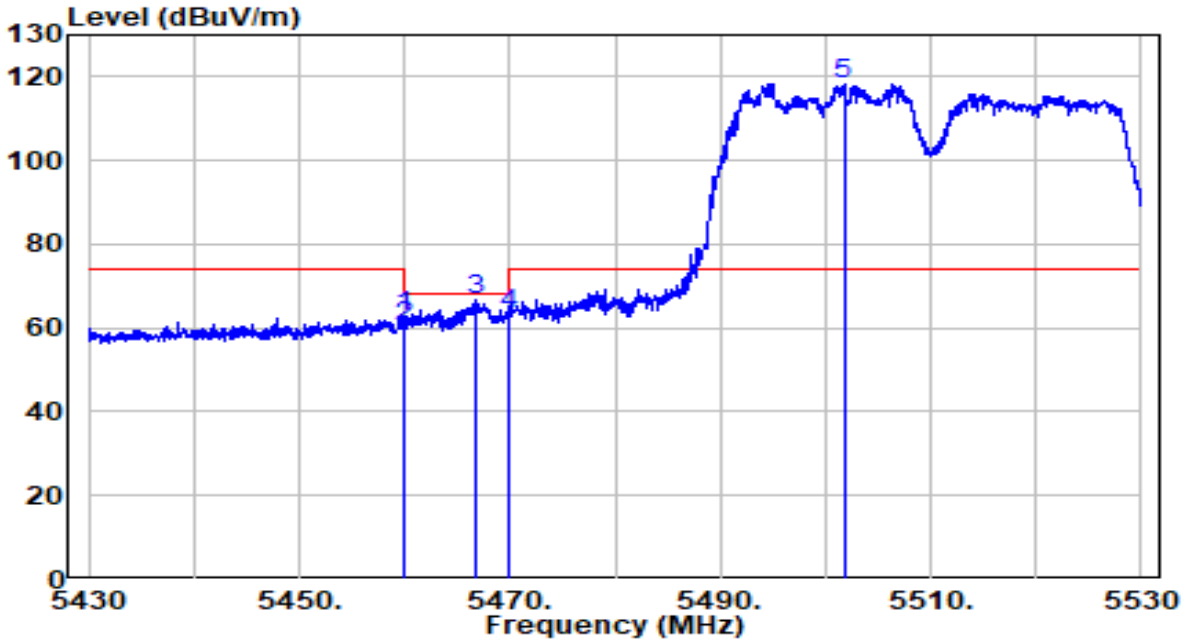

No		Frequency (MHz)	Reading (dBuV)	C.F (dB)	Measurement (dBuV/m)	Margin (dB)	Limit (dBuV/m)	Remark (QP/PK/AV)
1		5459.950	42.53	20.23	62.76	-11.24	74.00	Peak
2		5460.000	40.32	20.23	60.55	-7.65	68.20	Peak
3		5466.750	46.53	20.24	66.77	-1.43	68.20	Peak
4		5470.000	42.89	20.24	63.13	-5.07	68.20	Peak
5	*	5501.750	98.05	20.28	118.33	N/A	N/A	Peak

Note:

1. " *", means this data is the worst emission level.
2. C.F (Correction Factor) = Antenna Factor (dB)+ Cable Loss (dB)- Preamplifier(dB)+ 16dB Attenuation.
3. Measurement(dBuV/m) = Reading(dBuV) + C.F (Correction Factor).
4.The emission levels of other frequencies are very lower than the limit and not show in test report.

EUT	AX5400 Wi-Fi 6 Router	Date of Test	2020-10-21
Factor	BBHA 9120D (1GHz~18GHz)_2020	Temp. / Humidity	24.2℃/50%
Polarity	Vertical	Site / Test Engineer	AC1 / Jay Chu
Test Mode	Transmit by 802.11ac-VHT40 at Channel 5510MHz (Beamforming Mode)	Test Voltage	120V/60Hz

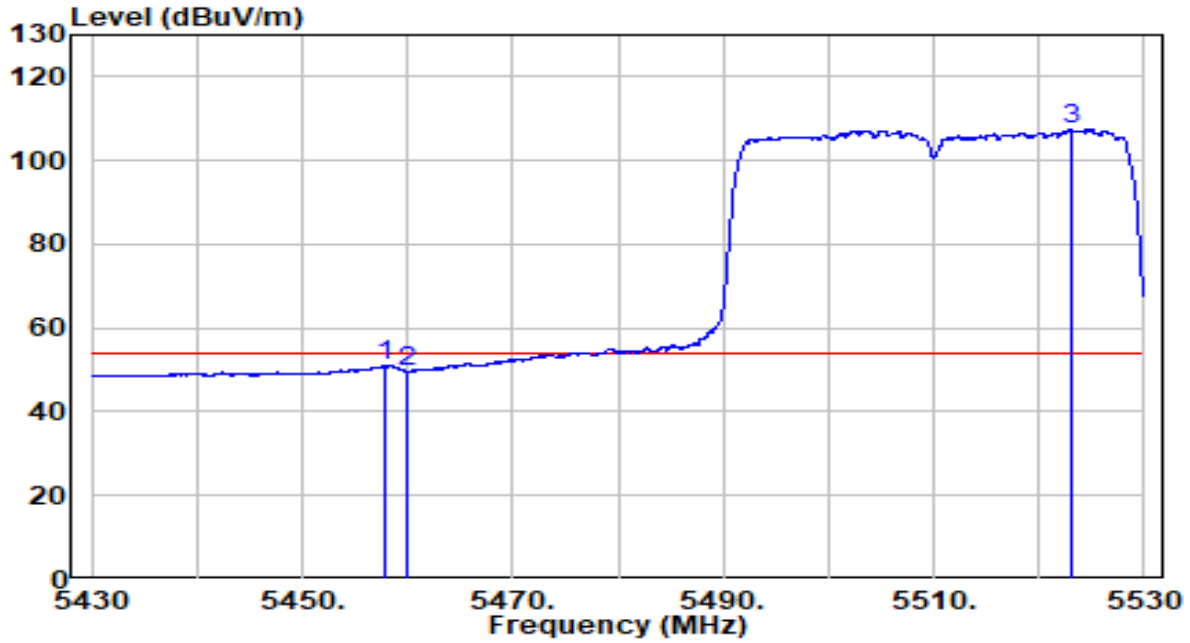

No		Frequency (MHz)	Reading (dBuV)	C.F (dB)	Measurement (dBuV/m)	Margin (dB)	Limit (dBuV/m)	Remark (QP/PK/AV)
1		5457.950	30.92	20.23	51.15	-2.85	54.00	Average
2		5460.000	29.52	20.23	49.75	-4.25	54.00	Average
3	*	5523.000	86.97	20.34	107.32	N/A	N/A	Average

Note:

1. " *", means this data is the worst emission level.
2. C.F (Correction Factor) = Antenna Factor (dB)+ Cable Loss (dB)- Preamplifier(dB)+ 16dB Attenuation.
3. Measurement(dBuV/m) = Reading(dBuV) + C.F (Correction Factor).
4.The emission levels of other frequencies are very lower than the limit and not show in test report.

EUT	AX5400 Wi-Fi 6 Router	Date of Test	2020-10-21
Factor	BBHA 9120D (1GHz~18GHz)_2020	Temp. / Humidity	24.2℃/50%
Polarity	Horizontal	Site / Test Engineer	AC1 / Jay Chu
Test Mode	Transmit by 802.11ac-VHT40 at Channel 5670MHz (Beamforming Mode)	Test Voltage	120V/60Hz

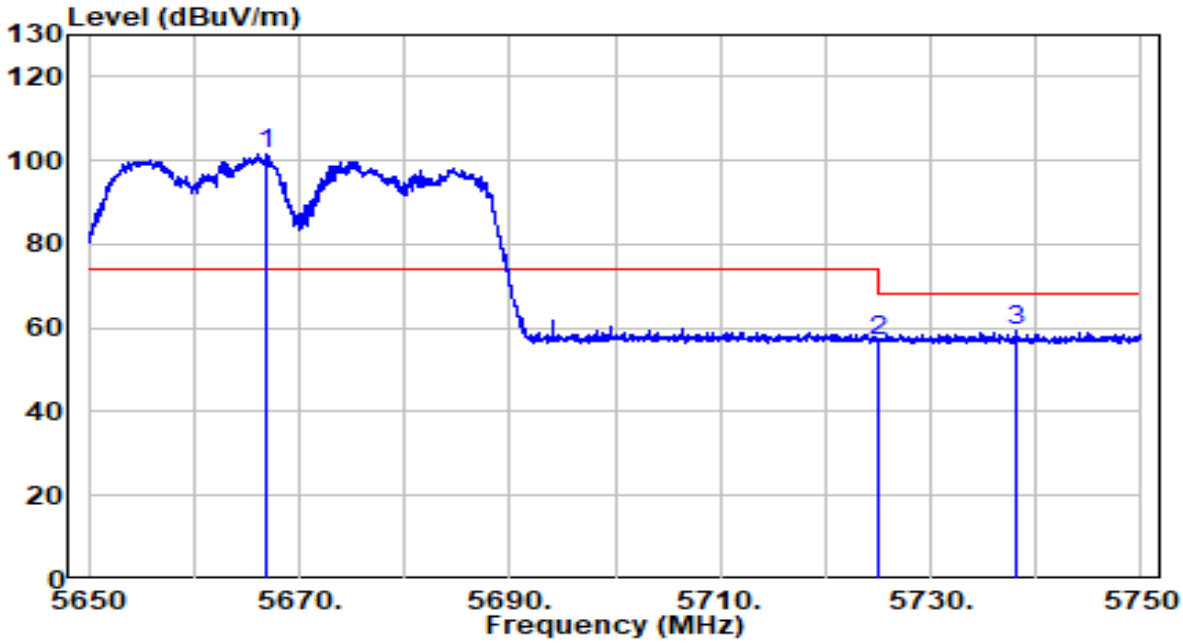

No		Frequency (MHz)	Reading (dBuV)	C.F (dB)	Measurement (dBuV/m)	Margin (dB)	Limit (dBuV/m)	Remark (QP/PK/AV)
1	*	5666.850	80.82	20.81	101.63	N/A	N/A	Peak
2		5725.000	35.80	21.00	56.80	-11.40	68.20	Peak
3		5738.000	38.08	21.04	59.12	-9.08	68.20	Peak

Note:

1. " *", means this data is the worst emission level.
2. C.F (Correction Factor) = Antenna Factor (dB)+ Cable Loss (dB)- Preamplifier(dB)+ 16dB Attenuation.
3. Measurement(dBuV/m) = Reading(dBuV) + C.F (Correction Factor).
4.The emission levels of other frequencies are very lower than the limit and not show in test report.

EUT	AX5400 Wi-Fi 6 Router	Date of Test	2020-10-21
Factor	BBHA 9120D (1GHz~18GHz)_2020	Temp. / Humidity	24.2℃/50%
Polarity	Vertical	Site / Test Engineer	AC1 / Jay Chu
Test Mode	Transmit by 802.11ac-VHT40 at Channel 5670MHz (Beamforming Mode)	Test Voltage	120V/60Hz

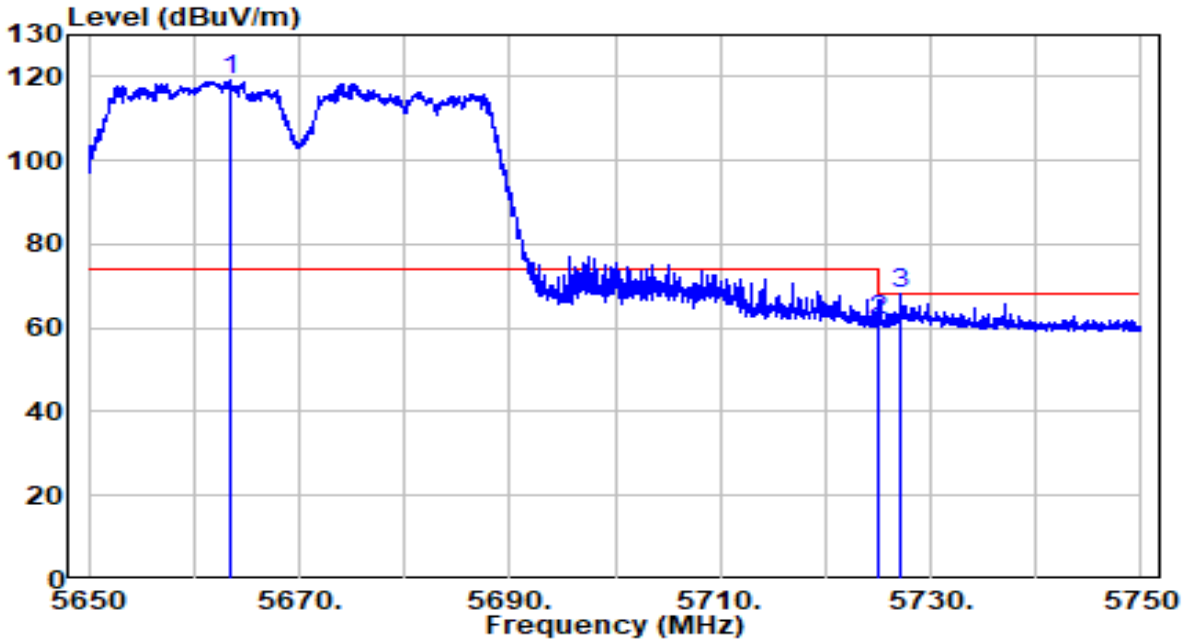

No		Frequency (MHz)	Reading (dBuV)	C.F (dB)	Measurement (dBuV/m)	Margin (dB)	Limit (dBuV/m)	Remark (QP/PK/AV)
1	*	5663.350	98.44	20.80	119.24	N/A	N/A	Peak
2		5725.000	40.90	21.00	61.90	-6.30	68.20	Peak
3		5727.100	46.98	21.01	67.98	-0.22	68.20	Peak

Note:

1. " *", means this data is the worst emission level.
2. C.F (Correction Factor) = Antenna Factor (dB)+ Cable Loss (dB)- Preamplifier(dB)+ 16dB Attenuation.
3. Measurement(dBuV/m) = Reading(dBuV) + C.F (Correction Factor).
4.The emission levels of other frequencies are very lower than the limit and not show in test report.

EUT	AX5400 Wi-Fi 6 Router	Date of Test	2020-10-21
Factor	BBHA 9120D (1GHz~18GHz)_2020	Temp. / Humidity	24.2℃/50%
Polarity	Horizontal	Site / Test Engineer	AC1 / Jay Chu
Test Mode	Transmit by 802.11ac-VHT40 at Channel 5755MHz (Beamforming Mode)	Test Voltage	120V/60Hz

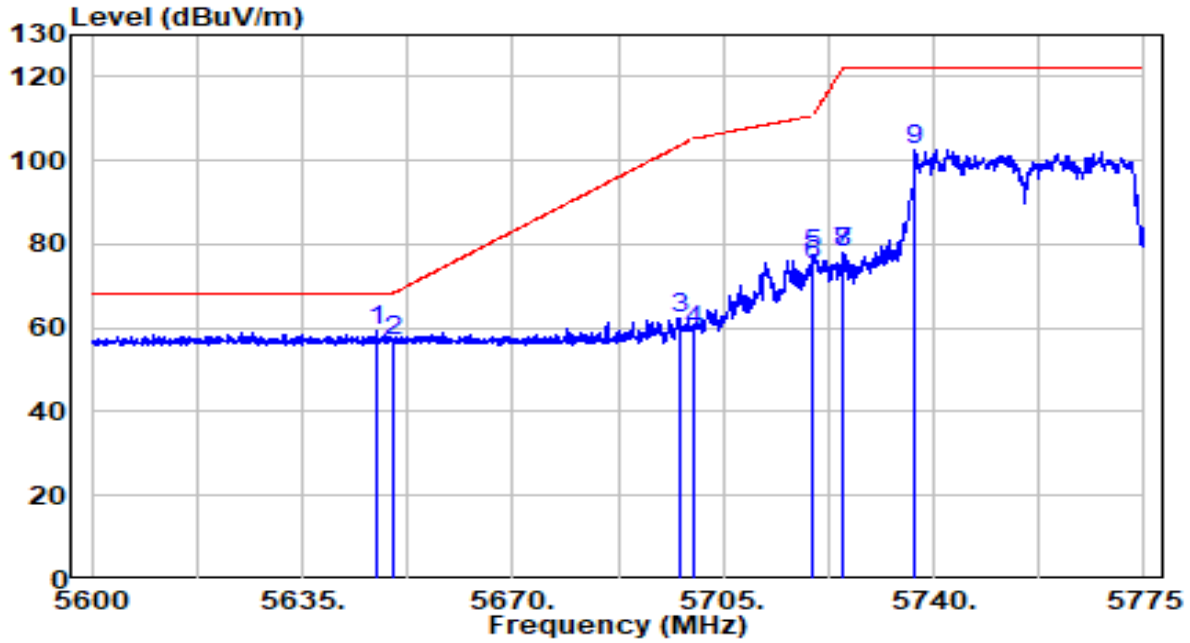

No		Frequency (MHz)	Reading (dBuV)	C.F (dB)	Measurement (dBuV/m)	Margin (dB)	Limit (dBuV/m)	Remark (QP/PK/AV)
1	*	5647.250	38.69	20.75	59.44	-8.76	68.20	Peak
2		5650.000	36.19	20.76	56.94	-11.26	68.20	Peak
3		5697.650	41.53	20.91	62.44	-41.03	103.47	Peak
4		5700.000	38.68	20.92	59.60	-45.60	105.20	Peak
5		5719.700	56.76	20.98	77.74	-32.97	110.72	Peak
6		5720.000	53.86	20.98	74.84	-35.96	110.80	Peak
7		5725.000	56.97	21.00	77.97	-44.23	122.20	Peak
8		5725.038	56.97	21.00	77.97	-44.23	122.20	Peak
9		5736.938	81.55	21.04	102.59	N/A	N/A	Peak

Note:

1. " *", means this data is the worst emission level.
2. C.F (Correction Factor) = Antenna Factor (dB)+ Cable Loss (dB)- Preamplifier(dB)+ 16dB Attenuation.
3. Measurement(dBuV/m) = Reading(dBuV) + C.F (Correction Factor).
4.The emission levels of other frequencies are very lower than the limit and not show in test report.

EUT	AX5400 Wi-Fi 6 Router	Date of Test	2020-10-21
Factor	BBHA 9120D (1GHz~18GHz)_2020	Temp. / Humidity	24.2℃/50%
Polarity	Vertical	Site / Test Engineer	AC1 / Jay Chu
Test Mode	Transmit by 802.11ac-VHT40 at Channel 5755MHz(Beamforming Mode)	Test Voltage	120V/60Hz

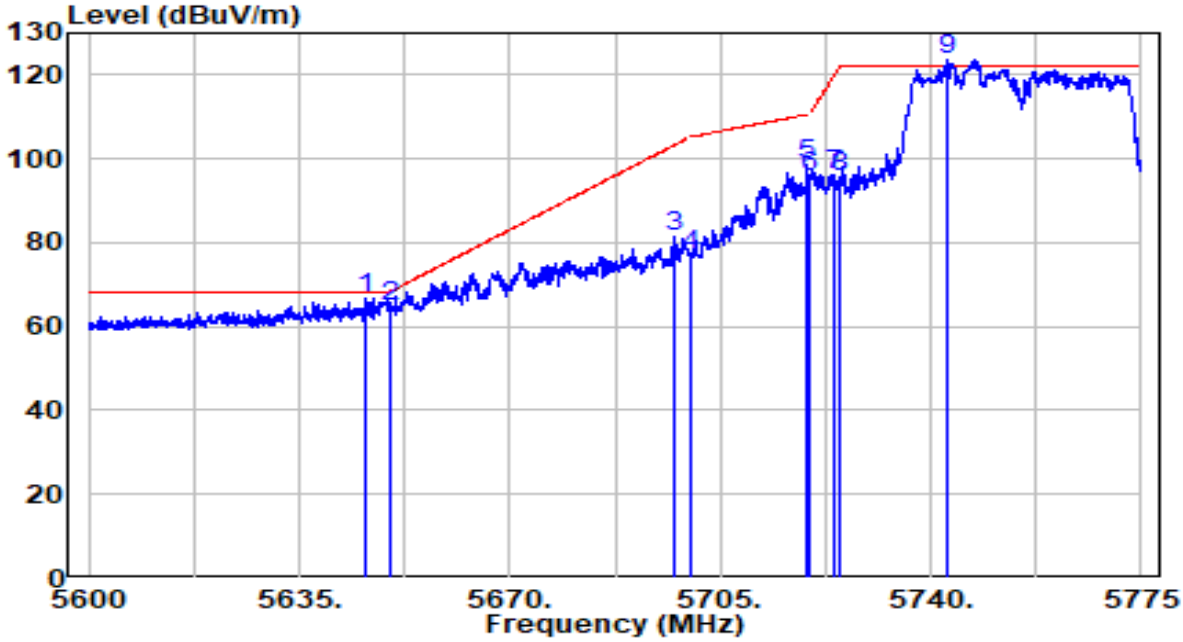

No		Frequency (MHz)	Reading (dBuV)	C.F (dB)	Measurement (dBuV/m)	Margin (dB)	Limit (dBuV/m)	Remark (QP/PK/AV)
1		5645.938	45.92	20.74	66.67	-1.53	68.20	Peak
2		5650.000	44.09	20.76	64.85	-3.35	68.20	Peak
3		5697.475	60.73	20.91	81.64	-21.70	103.34	Peak
4		5700.000	56.14	20.92	77.05	-28.15	105.20	Peak
5		5719.525	77.72	20.98	98.70	-11.96	110.67	Peak
6		5720.000	74.77	20.98	95.75	-15.05	110.80	Peak
7		5723.987	75.32	21.00	96.31	-23.58	119.89	Peak
8		5725.000	74.87	21.00	95.87	-26.33	122.20	Peak
9	*	5742.800	102.73	21.06	123.79	N/A	N/A	Peak

Note:

1. " *", means this data is the worst emission level.

2. C.F (Correction Factor) = Antenna Factor (dB)+ Cable Loss (dB)- Preamplifier(dB)+ 16dB Attenuation.

3. Measurement(dBuV/m) = Reading(dBuV) + C.F (Correction Factor).

4.The emission levels of other frequencies are very lower than the limit and not show in test report.

EUT	AX5400 Wi-Fi 6 Router	Date of Test	2020-10-21
Factor	BBHA 9120D (1GHz~18GHz)_2020	Temp. / Humidity	24.2℃/50%
Polarity	Horizontal	Site / Test Engineer	AC1 / Jay Chu
Test Mode	Transmit by 802.11ac-VHT40 at Channel 5795MHz (Beamforming Mode)	Test Voltage	120V/60Hz

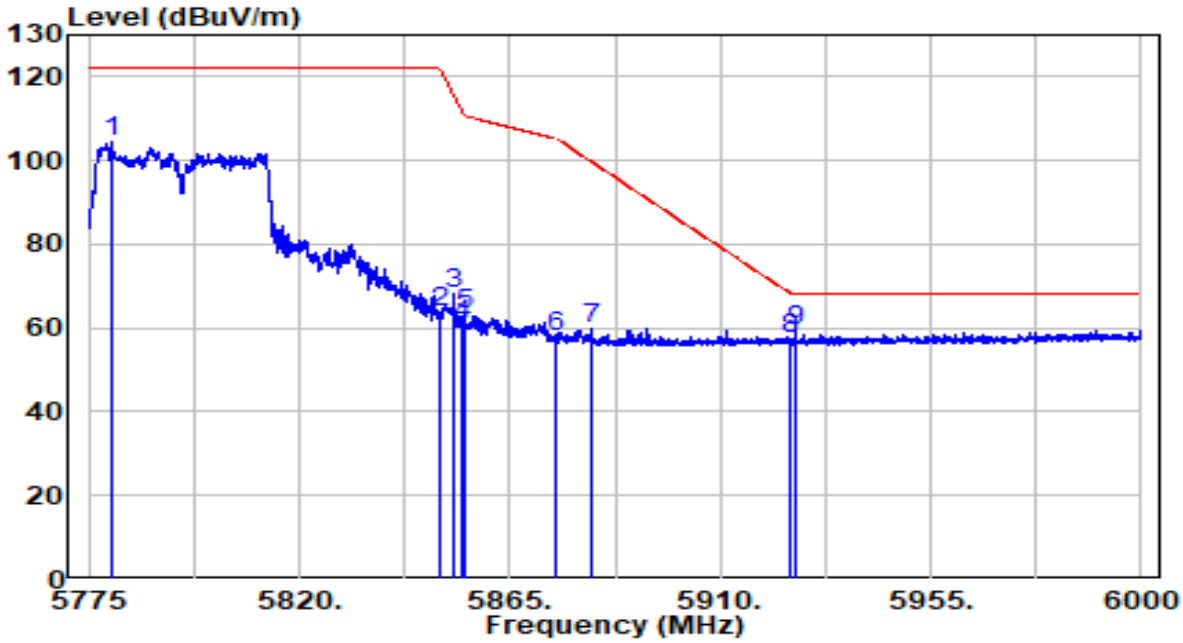

No		Frequency (MHz)	Reading (dBuV)	C.F (dB)	Measurement (dBuV/m)	Margin (dB)	Limit (dBuV/m)	Remark (QP/PK/AV)
1		5779.950	83.17	21.18	104.35	N/A	N/A	Peak
2		5850.000	42.47	21.40	63.87	-58.33	122.20	Peak
3		5853.075	46.83	21.41	68.24	-46.94	115.19	Peak
4		5855.000	39.64	21.42	61.06	-49.74	110.80	Peak
5		5855.438	41.82	21.42	63.24	-47.44	110.68	Peak
6		5875.000	36.59	21.49	58.07	-47.13	105.20	Peak
7		5882.663	38.22	21.51	59.73	-39.78	99.51	Peak
8		5925.000	35.51	21.65	57.16	-11.04	68.20	Peak
9	*	5925.862	37.48	21.65	59.13	-9.07	68.20	Peak

Note:

1. " *", means this data is the worst emission level.
2. C.F (Correction Factor) = Antenna Factor (dB)+ Cable Loss (dB)- Preamplifier(dB)+ 16dB Attenuation.
3. Measurement(dBuV/m) = Reading(dBuV) + C.F (Correction Factor).
4.The emission levels of other frequencies are very lower than the limit and not show in test report.

EUT	AX5400 Wi-Fi 6 Router	Date of Test	2020-10-21
Factor	BBHA 9120D (1GHz~18GHz)_2020	Temp. / Humidity	24.2℃/50%
Polarity	Vertical	Site / Test Engineer	AC1 / Jay Chu
Test Mode	Transmit by 802.11ac-VHT40 at Channel 5795MHz (Beamforming Mode)	Test Voltage	120V/60Hz

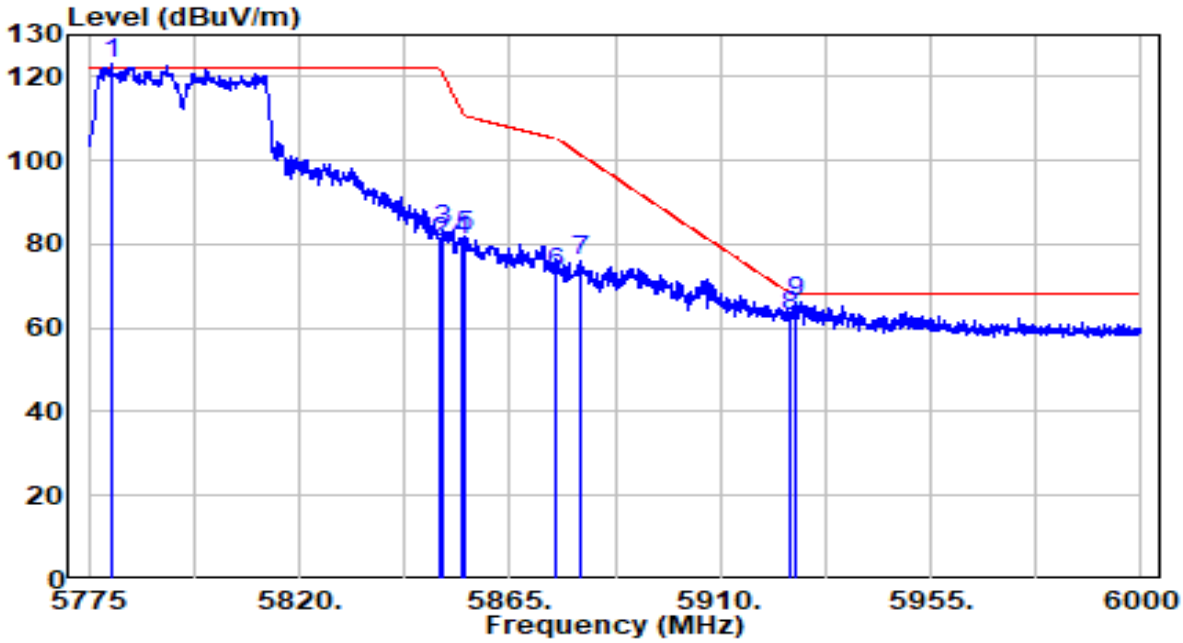

No		Frequency (MHz)	Reading (dBuV)	C.F (dB)	Measurement (dBuV/m)	Margin (dB)	Limit (dBuV/m)	Remark (QP/PK/AV)
1	*	5779.837	102.04	21.18	123.22	N/A	N/A	Peak
2		5850.000	58.90	21.40	80.31	-41.89	122.20	Peak
3		5850.712	62.15	21.41	83.56	-37.02	120.58	Peak
4		5855.000	59.38	21.42	80.80	-30.00	110.80	Peak
5		5855.663	60.73	21.42	82.16	-28.46	110.61	Peak
6		5875.000	51.51	21.49	73.00	-32.20	105.20	Peak
7		5879.962	54.55	21.50	76.05	-25.46	101.51	Peak
8		5925.000	41.19	21.65	62.84	-5.36	68.20	Peak
9		5926.087	44.44	21.65	66.09	-2.11	68.20	Peak

Note:

1. " *", means this data is the worst emission level.
2. C.F (Correction Factor) = Antenna Factor (dB)+ Cable Loss (dB)- Preamplifier(dB)+ 16dB Attenuation.
3. Measurement(dBuV/m) = Reading(dBuV) + C.F (Correction Factor).
4.The emission levels of other frequencies are very lower than the limit and not show in test report.

EUT	AX5400 Wi-Fi 6 Router	Date of Test	2020-10-21
Factor	BBHA 9120D (1GHz~18GHz)_2020	Temp. / Humidity	24.2℃/50%
Polarity	Horizontal	Site / Test Engineer	AC1 / Jay Chu
Test Mode	Transmit by 802.11ac-VHT80 at Channel 5210MHz (Beamforming Mode)	Test Voltage	120V/60Hz

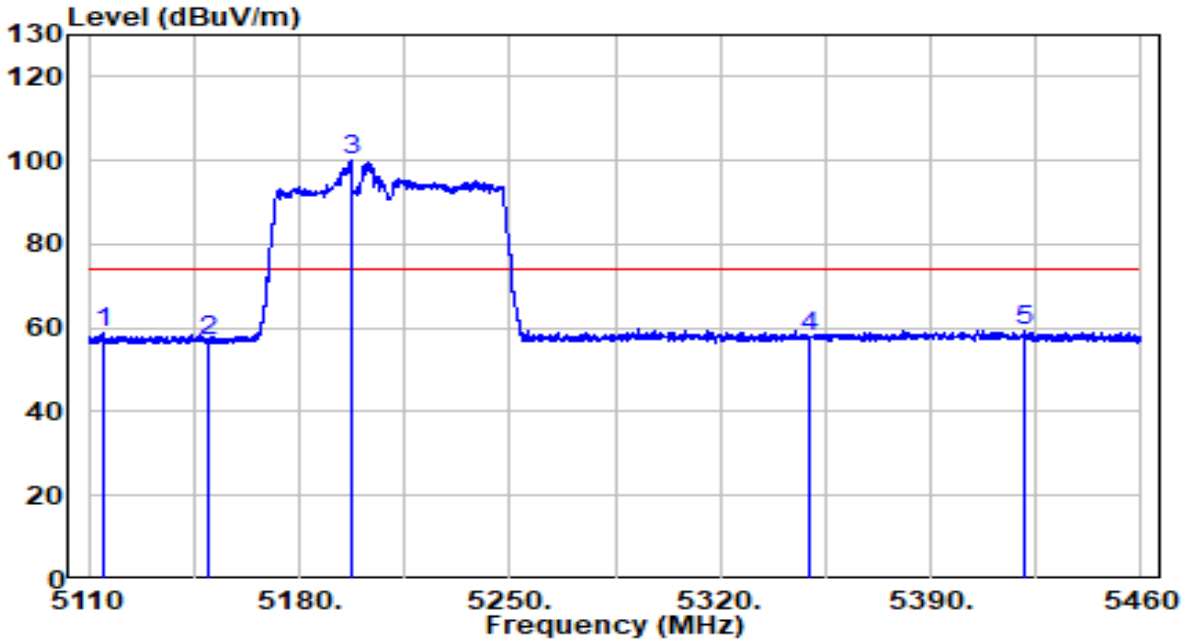

No		Frequency (MHz)	Reading (dBuV)	C.F (dB)	Measurement (dBuV/m)	Margin (dB)	Limit (dBuV/m)	Remark (QP/PK/AV)
1		5114.725	39.12	19.87	58.99	-15.01	74.00	Peak
2		5150.000	37.13	19.91	57.04	-16.96	74.00	Peak
3	*	5197.675	80.06	19.96	100.02	N/A	N/A	Peak
4		5350.000	37.70	20.11	57.82	-16.18	74.00	Peak
5		5421.325	39.11	20.19	59.30	-14.70	74.00	Peak

Note:

1. " *", means this data is the worst emission level.
2. C.F (Correction Factor) = Antenna Factor (dB)+ Cable Loss (dB)- Preamplifier(dB)+ 16dB Attenuation.
3. Measurement(dBuV/m) = Reading(dBuV) + C.F (Correction Factor).
4.The emission levels of other frequencies are very lower than the limit and not show in test report.

EUT	AX5400 Wi-Fi 6 Router	Date of Test	2020-10-21
Factor	BBHA 9120D (1GHz~18GHz)_2020	Temp. / Humidity	24.2℃/50%
Polarity	Horizontal	Site / Test Engineer	AC1 / Jay Chu
Test Mode	Transmit by 802.11ac-VHT80 at Channel 5210MHz (Beamforming Mode)	Test Voltage	120V/60Hz

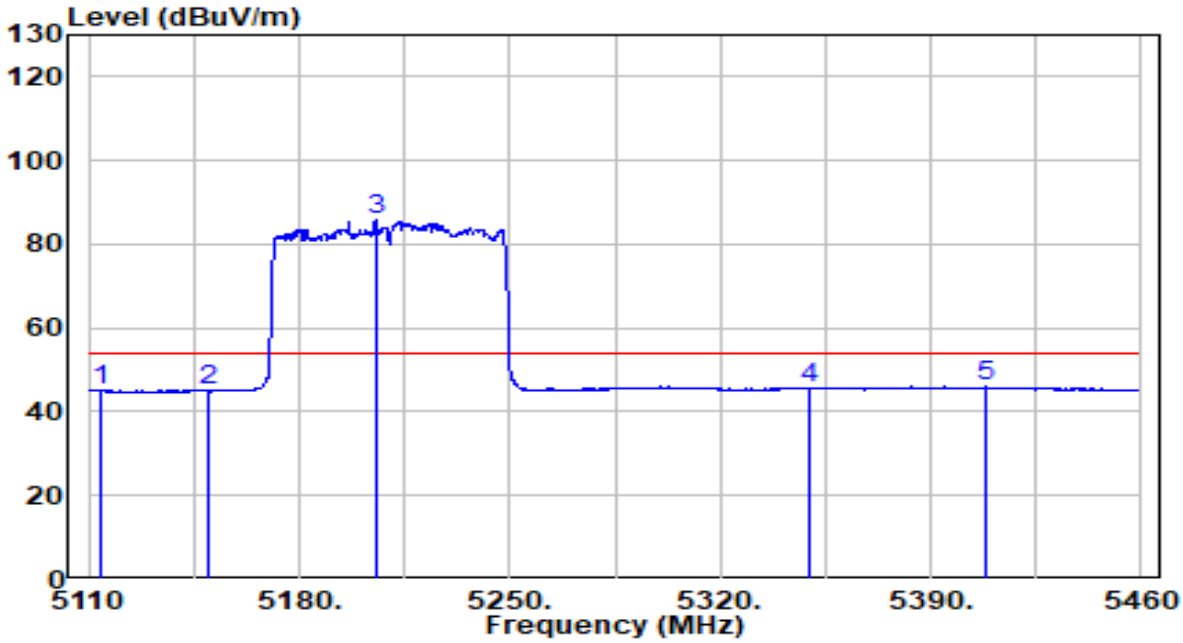

No		Frequency (MHz)	Reading (dBuV)	C.F (dB)	Measurement (dBuV/m)	Margin (dB)	Limit (dBuV/m)	Remark (QP/PK/AV)
1		5113.675	25.27	19.87	45.14	-8.86	54.00	Average
2		5150.000	25.06	19.91	44.96	-9.04	54.00	Average
3	*	5205.900	65.74	19.96	85.70	N/A	N/A	Average
4		5350.000	25.45	20.11	45.56	-8.44	54.00	Average
5		5408.375	25.74	20.17	45.91	-8.09	54.00	Average

Note:

1. " *", means this data is the worst emission level.
2. C.F (Correction Factor) = Antenna Factor (dB)+ Cable Loss (dB)- Preamplifier(dB)+ 16dB Attenuation.
3. Measurement(dBuV/m) = Reading(dBuV) + C.F (Correction Factor).
4.The emission levels of other frequencies are very lower than the limit and not show in test report.

EUT	AX5400 Wi-Fi 6 Router	Date of Test	2020-10-21
Factor	BBHA 9120D (1GHz~18GHz)_2020	Temp. / Humidity	24.2℃/50%
Polarity	Vertical	Site / Test Engineer	AC1 / Jay Chu
Test Mode	Transmit by 802.11ac-VHT80 at Channel 5210MHz (Beamforming Mode)	Test Voltage	120V/60Hz

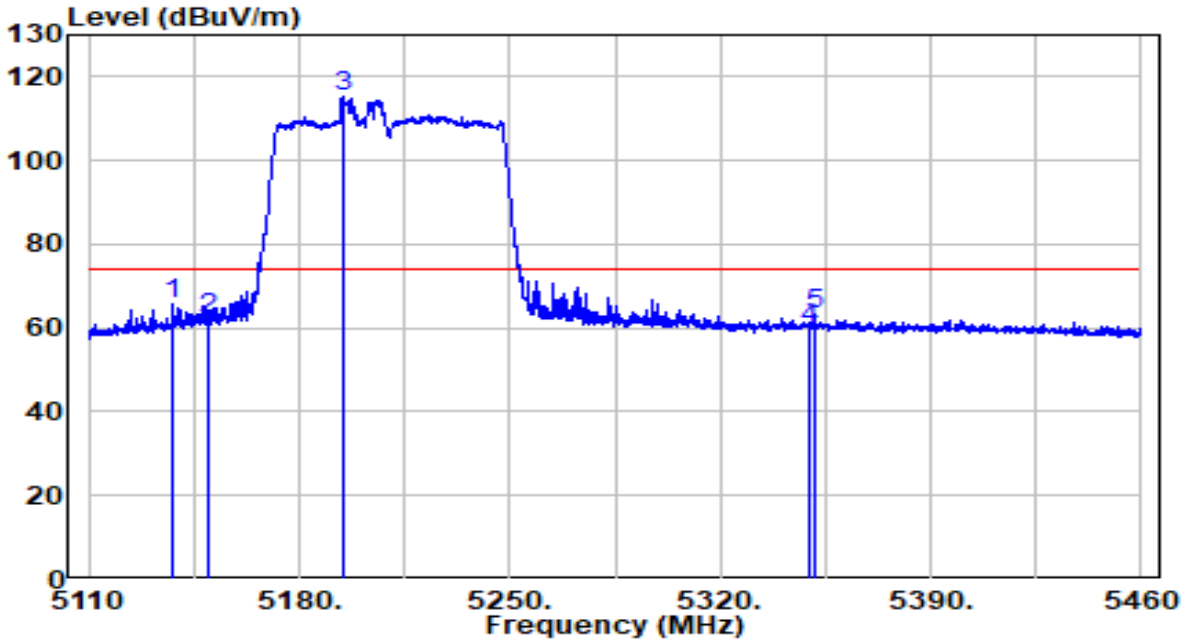

No		Frequency (MHz)	Reading (dBuV)	C.F (dB)	Measurement (dBuV/m)	Margin (dB)	Limit (dBuV/m)	Remark (QP/PK/AV)
1		5138.175	45.74	19.89	65.63	-8.37	74.00	Peak
2		5150.000	42.60	19.91	62.51	-11.49	74.00	Peak
3	*	5194.350	95.25	19.95	115.20	N/A	N/A	Peak
4		5350.000	39.89	20.11	60.00	-14.00	74.00	Peak
5		5351.500	42.94	20.12	63.06	-10.94	74.00	Peak

Note:

1. " *", means this data is the worst emission level.
2. C.F (Correction Factor) = Antenna Factor (dB)+ Cable Loss (dB)- Preamplifier(dB)+ 16dB Attenuation.
3. Measurement(dBuV/m) = Reading(dBuV) + C.F (Correction Factor).
4.The emission levels of other frequencies are very lower than the limit and not show in test report.

EUT	AX5400 Wi-Fi 6 Router	Date of Test	2020-10-21
Factor	BBHA 9120D (1GHz~18GHz)_2020	Temp. / Humidity	24.2℃/50%
Polarity	Vertical	Site / Test Engineer	AC1 / Jay Chu
Test Mode	Transmit by 802.11ac-VHT80 at Channel 5210MHz (Beamforming Mode)	Test Voltage	120V/60Hz

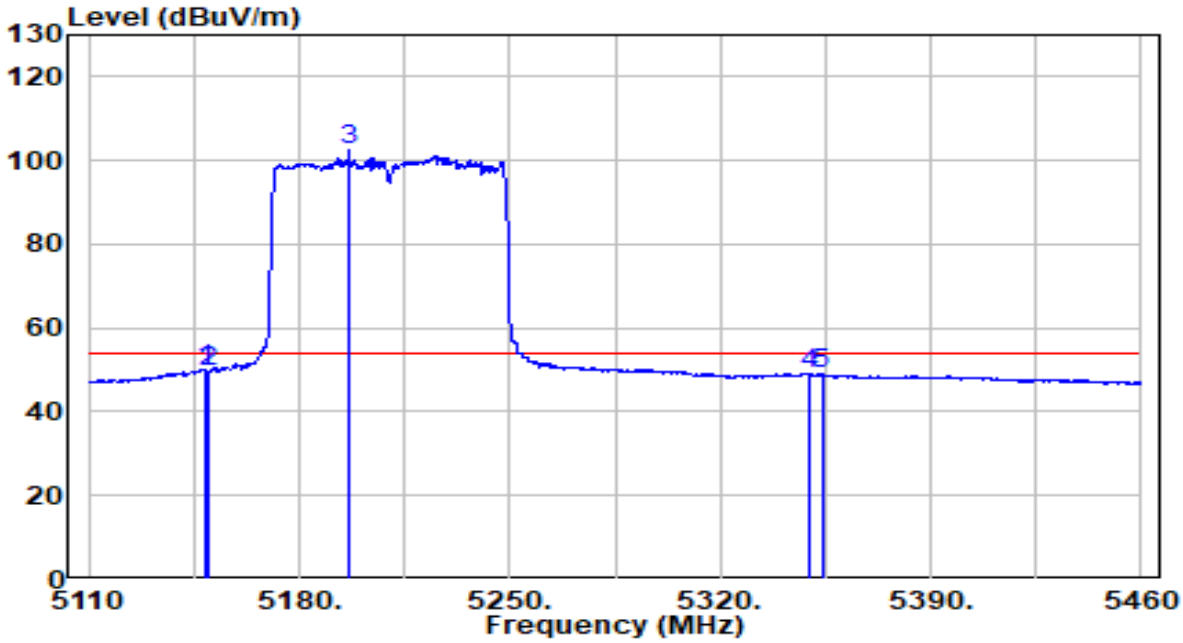

No		Frequency (MHz)	Reading (dBuV)	C.F (dB)	Measurement (dBuV/m)	Margin (dB)	Limit (dBuV/m)	Remark (QP/PK/AV)
1		5148.675	30.31	19.90	50.21	-3.79	54.00	Average
2		5150.000	29.87	19.91	49.77	-4.23	54.00	Average
3	*	5196.450	82.39	19.95	102.34	N/A	N/A	Average
4		5350.000	28.90	20.11	49.01	-4.99	54.00	Average
5		5353.775	28.93	20.12	49.05	-4.95	54.00	Average

Note:

1. " *", means this data is the worst emission level.
2. C.F (Correction Factor) = Antenna Factor (dB)+ Cable Loss (dB)- Preamplifier(dB)+ 16dB Attenuation.
3. Measurement(dBuV/m) = Reading(dBuV) + C.F (Correction Factor).
4.The emission levels of other frequencies are very lower than the limit and not show in test report.

EUT	AX5400 Wi-Fi 6 Router	Date of Test	2020-10-21
Factor	BBHA 9120D (1GHz~18GHz)_2020	Temp. / Humidity	24.2℃/50%
Polarity	Horizontal	Site / Test Engineer	AC1 / Jay Chu
Test Mode	Transmit by 802.11ac-VHT80 at Channel 5290MHz (Beamforming Mode)	Test Voltage	120V/60Hz

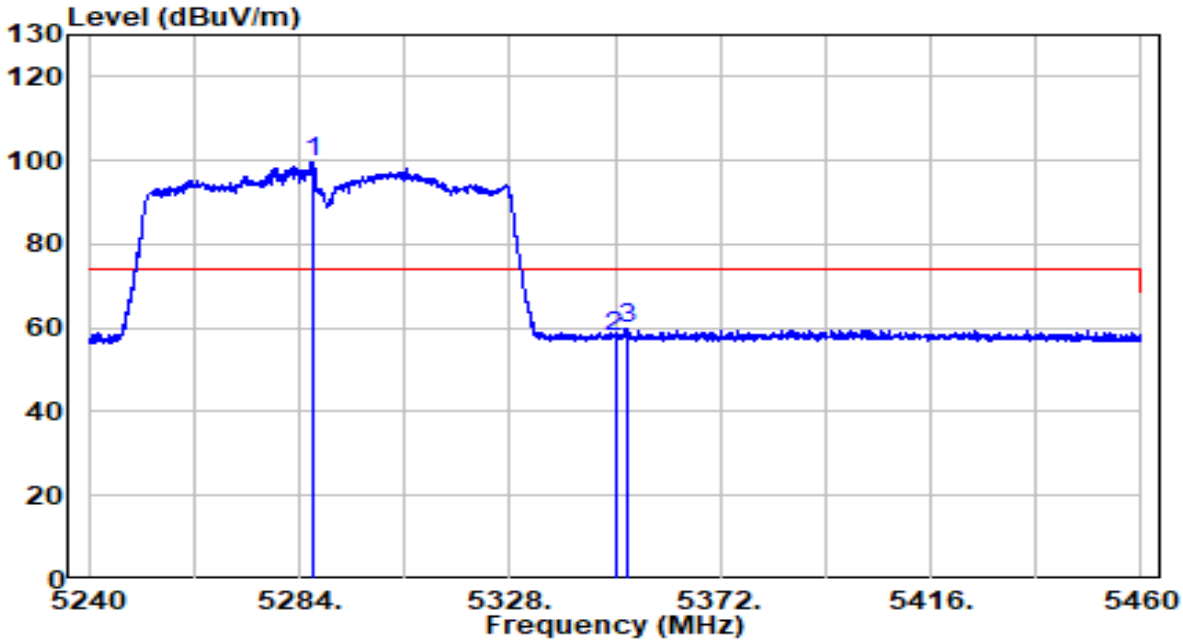

No		Frequency (MHz)	Reading (dBuV)	C.F (dB)	Measurement (dBuV/m)	Margin (dB)	Limit (dBuV/m)	Remark (QP/PK/AV)
1	*	5286.640	79.78	20.05	99.82	N/A	N/A	Peak
2		5350.000	37.72	20.11	57.83	-16.17	74.00	Peak
3		5352.640	39.95	20.12	60.07	-13.93	74.00	Peak

Note:

1. " *", means this data is the worst emission level.
2. C.F (Correction Factor) = Antenna Factor (dB)+ Cable Loss (dB)- Preamplifier(dB)+ 16dB Attenuation.
3. Measurement(dBuV/m) = Reading(dBuV) + C.F (Correction Factor).
4.The emission levels of other frequencies are very lower than the limit and not show in test report.

EUT	AX5400 Wi-Fi 6 Router	Date of Test	2020-10-21
Factor	BBHA 9120D (1GHz~18GHz)_2020	Temp. / Humidity	24.2℃/50%
Polarity	Horizontal	Site / Test Engineer	AC1 / Jay Chu
Test Mode	Transmit by 802.11ac-VHT80 at Channel 5290MHz (Beamforming Mode)	Test Voltage	120V/60Hz

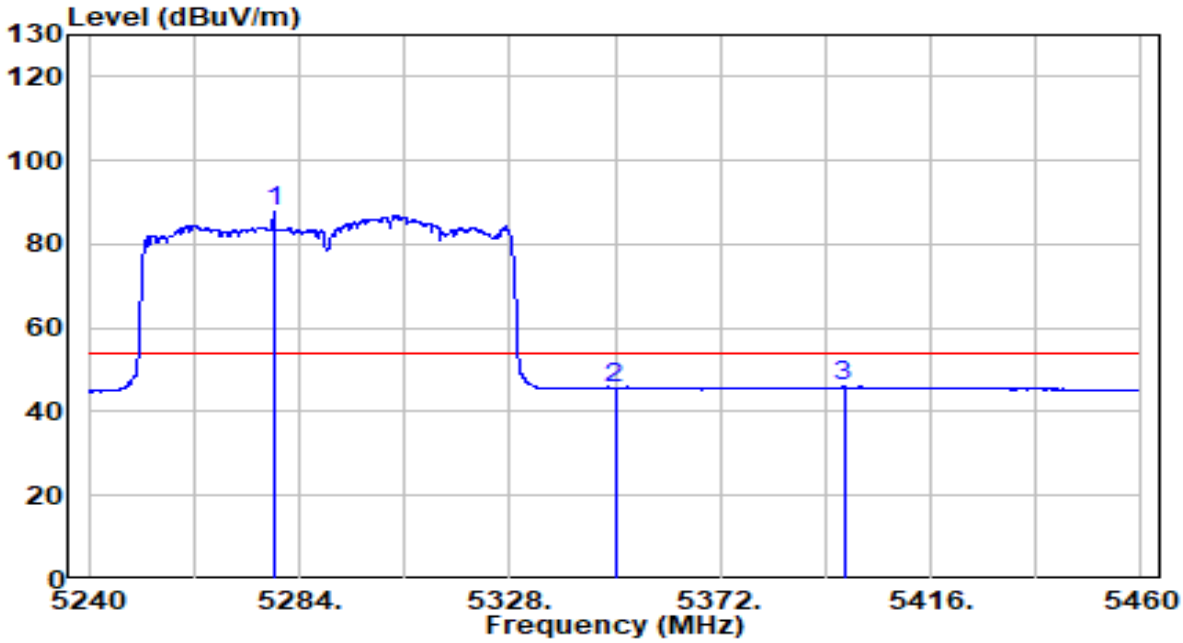

No		Frequency (MHz)	Reading (dBuV)	C.F (dB)	Measurement (dBuV/m)	Margin (dB)	Limit (dBuV/m)	Remark (QP/PK/AV)
1	*	5278.720	67.77	20.04	87.81	N/A	N/A	Average
2		5350.000	25.64	20.11	45.75	-8.25	54.00	Average
3		5397.850	25.76	20.16	45.92	-8.08	54.00	Average

Note:

1. " *", means this data is the worst emission level.
2. C.F (Correction Factor) = Antenna Factor (dB)+ Cable Loss (dB)- Preamplifier(dB)+ 16dB Attenuation.
3. Measurement(dBuV/m) = Reading(dBuV) + C.F (Correction Factor).
4.The emission levels of other frequencies are very lower than the limit and not show in test report.

EUT	AX5400 Wi-Fi 6 Router	Date of Test	2020-10-21
Factor	BBHA 9120D (1GHz~18GHz)_2020	Temp. / Humidity	24.2℃/50%
Polarity	Vertical	Site / Test Engineer	AC1 / Jay Chu
Test Mode	Transmit by 802.11ac-VHT80 at Channel 5290MHz (Beamforming Mode)	Test Voltage	120V/60Hz

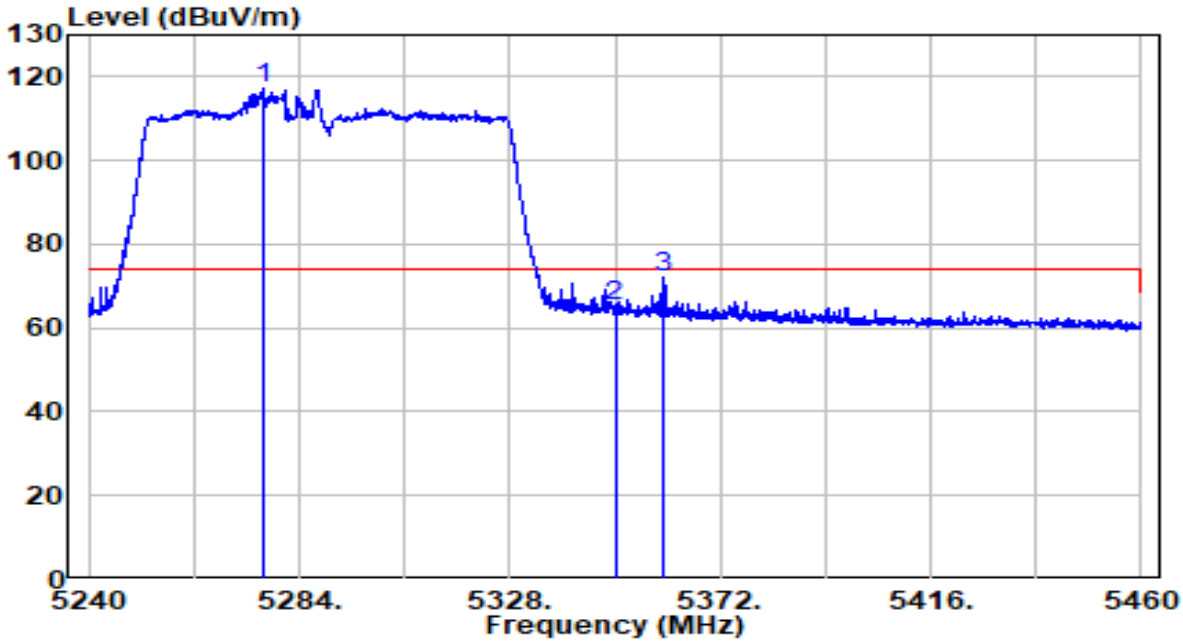

No		Frequency (MHz)	Reading (dBuV)	C.F (dB)	Measurement (dBuV/m)	Margin (dB)	Limit (dBuV/m)	Remark (QP/PK/AV)
1	*	5276.630	97.07	20.04	117.10	N/A	N/A	Peak
2		5350.000	44.99	20.11	65.10	-8.90	74.00	Peak
3		5360.340	52.21	20.12	72.33	-1.67	74.00	Peak

Note:

1. " *", means this data is the worst emission level.
2. C.F (Correction Factor) = Antenna Factor (dB)+ Cable Loss (dB)- Preamplifier(dB)+ 16dB Attenuation.
3. Measurement(dBuV/m) = Reading(dBuV) + C.F (Correction Factor).
4.The emission levels of other frequencies are very lower than the limit and not show in test report.

EUT	AX5400 Wi-Fi 6 Router	Date of Test	2020-10-21
Factor	BBHA 9120D (1GHz~18GHz)_2020	Temp. / Humidity	24.2℃/50%
Polarity	Vertical	Site / Test Engineer	AC1 / Jay Chu
Test Mode	Transmit by 802.11ac-VHT80 at Channel 5290MHz (Beamforming Mode)	Test Voltage	120V/60Hz

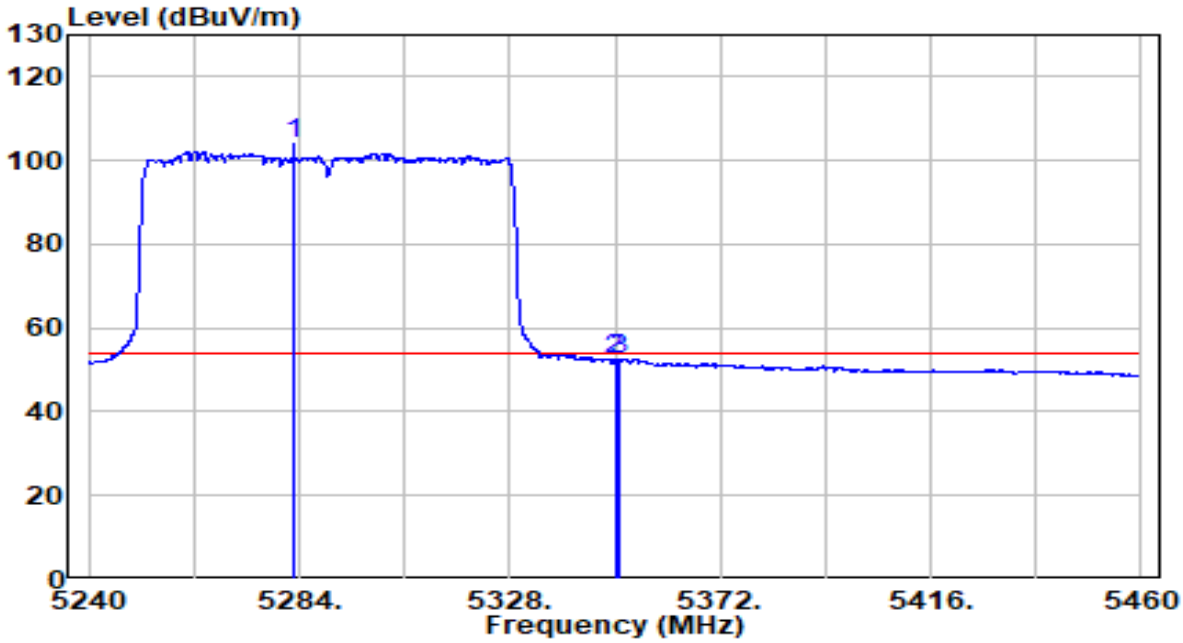

No		Frequency (MHz)	Reading (dBuV)	C.F (dB)	Measurement (dBuV/m)	Margin (dB)	Limit (dBuV/m)	Remark (QP/PK/AV)
1	*	5283.010	84.00	20.04	104.04	N/A	N/A	Average
2		5350.000	32.35	20.11	52.47	-1.53	54.00	Average
3		5350.660	32.50	20.11	52.62	-1.38	54.00	Average

Note:

1. " *", means this data is the worst emission level.
2. C.F (Correction Factor) = Antenna Factor (dB)+ Cable Loss (dB)- Preamplifier(dB)+ 16dB Attenuation.
3. Measurement(dBuV/m) = Reading(dBuV) + C.F (Correction Factor).
4.The emission levels of other frequencies are very lower than the limit and not show in test report.

EUT	AX5400 Wi-Fi 6 Router	Date of Test	2020-10-21
Factor	BBHA 9120D (1GHz~18GHz)_2020	Temp. / Humidity	24.2℃/50%
Polarity	Horizontal	Site / Test Engineer	AC1 / Jay Chu
Test Mode	Transmit by 802.11ac-VHT80 at Channel 5530MHz (Beamforming Mode)	Test Voltage	120V/60Hz

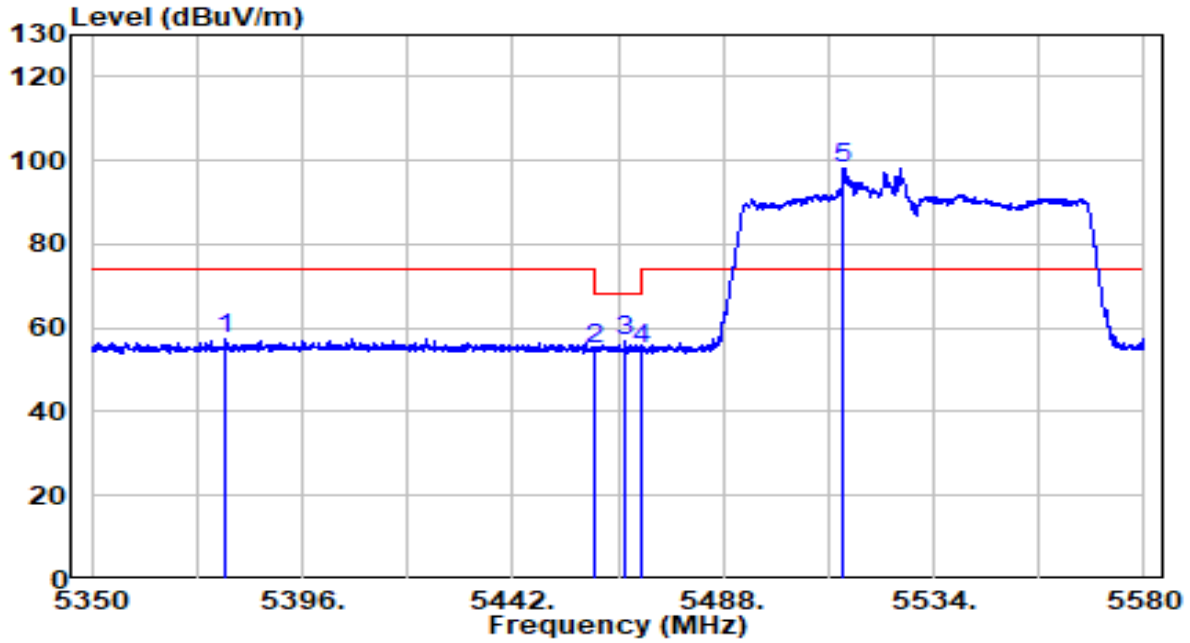

No		Frequency (MHz)	Reading (dBuV)	C.F (dB)	Measurement (dBuV/m)	Margin (dB)	Limit (dBuV/m)	Remark (QP/PK/AV)
1		5379.325	37.28	20.14	57.42	-16.58	74.00	Peak
2		5460.000	34.68	20.23	54.90	-13.30	68.20	Peak
3		5466.610	36.63	20.24	56.87	-11.33	68.20	Peak
4		5470.000	34.76	20.24	55.00	-13.20	68.20	Peak
5	*	5514.105	78.02	20.32	98.33	N/A	N/A	Peak

Note:

1. " *", means this data is the worst emission level.
2. C.F (Correction Factor) = Antenna Factor (dB)+ Cable Loss (dB)- Preamplifier(dB)+ 16dB Attenuation.
3. Measurement(dBuV/m) = Reading(dBuV) + C.F (Correction Factor).
4.The emission levels of other frequencies are very lower than the limit and not show in test report.

EUT	AX5400 Wi-Fi 6 Router	Date of Test	2020-10-21
Factor	BBHA 9120D (1GHz~18GHz)_2020	Temp. / Humidity	24.2℃/50%
Polarity	Horizontal	Site / Test Engineer	AC1 / Jay Chu
Test Mode	Transmit by 802.11ac-VHT80 at Channel 5530MHz (Beamforming Mode)	Test Voltage	120V/60Hz

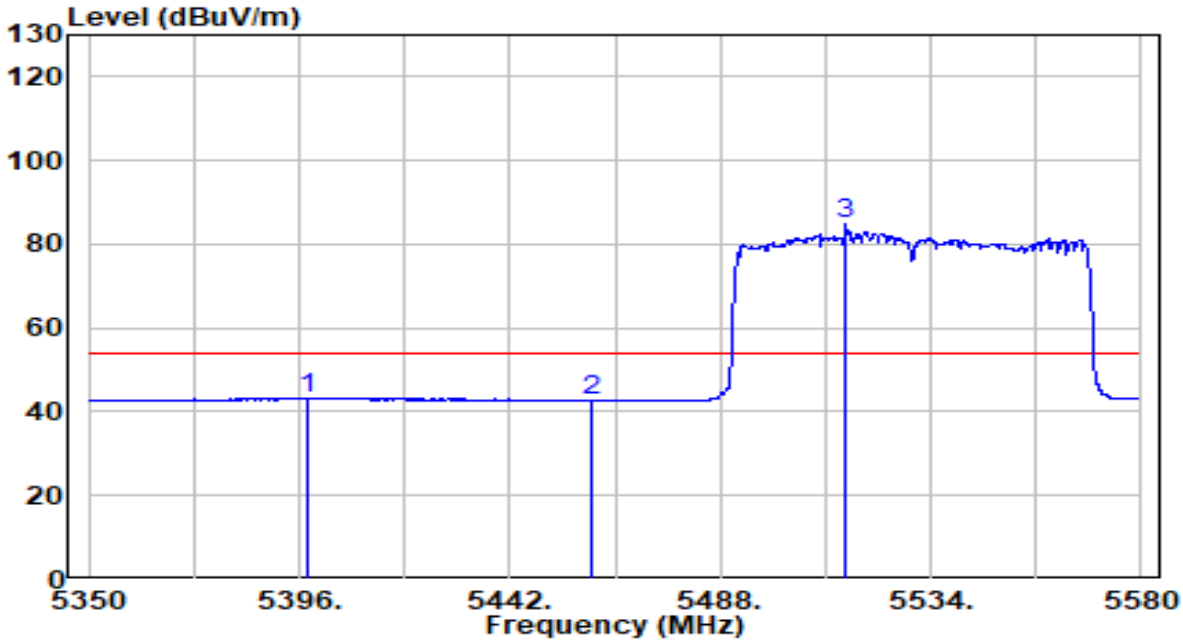

No		Frequency (MHz)	Reading (dBuV)	C.F (dB)	Measurement (dBuV/m)	Margin (dB)	Limit (dBuV/m)	Remark (QP/PK/AV)
1		5397.840	23.04	20.16	43.20	-10.80	54.00	Average
2		5460.000	22.34	20.23	42.57	-11.43	54.00	Average
3	*	5515.600	64.36	20.32	84.68	N/A	N/A	Average

Note:

1. " *", means this data is the worst emission level.
2. C.F (Correction Factor) = Antenna Factor (dB)+ Cable Loss (dB)- Preamplifier(dB)+ 16dB Attenuation.
3. Measurement(dBuV/m) = Reading(dBuV) + C.F (Correction Factor).
4.The emission levels of other frequencies are very lower than the limit and not show in test report.

EUT	AX5400 Wi-Fi 6 Router	Date of Test	2020-10-21
Factor	BBHA 9120D (1GHz~18GHz)_2020	Temp. / Humidity	24.2℃/50%
Polarity	Vertical	Site / Test Engineer	AC1 / Jay Chu
Test Mode	Transmit by 802.11ac-VHT80 at Channel 5530MHz (Beamforming Mode)	Test Voltage	120V/60Hz

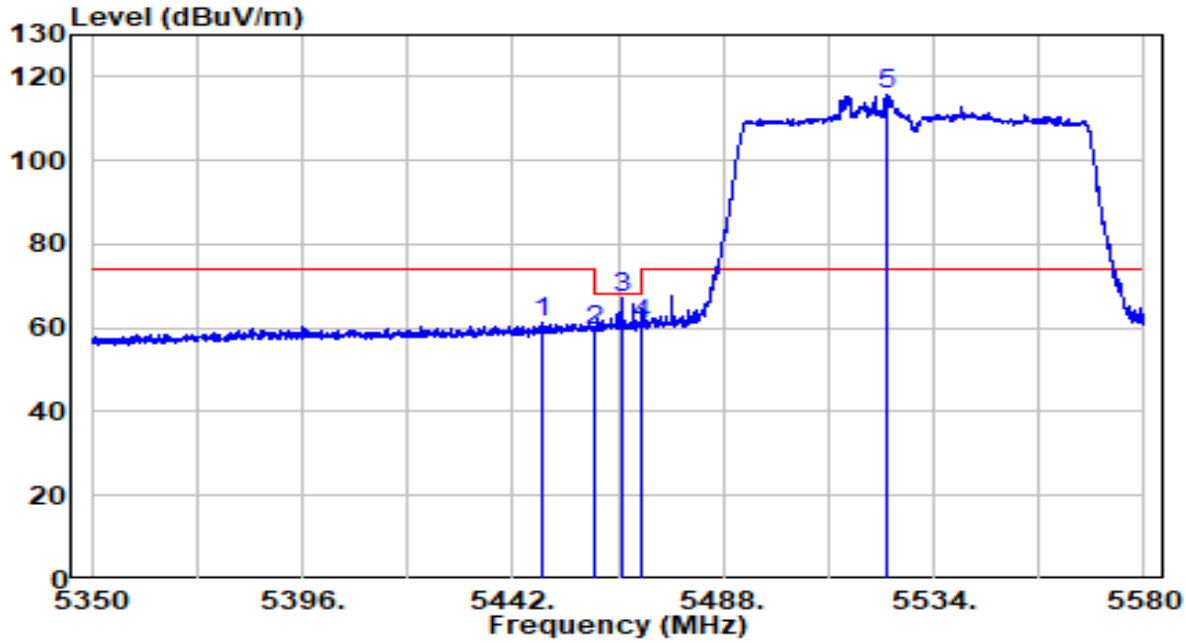

No		Frequency (MHz)	Reading (dBuV)	C.F (dB)	Measurement (dBuV/m)	Margin (dB)	Limit (dBuV/m)	Remark (QP/PK/AV)
1		5448.670	41.32	20.22	61.53	-12.47	74.00	Peak
2		5460.000	39.32	20.23	59.54	-8.66	68.20	Peak
3		5465.690	46.77	20.23	67.00	-1.20	68.20	Peak
4		5470.000	40.48	20.24	60.72	-7.48	68.20	Peak
5	*	5523.765	95.52	20.35	115.87	N/A	N/A	Peak

Note:

1. " *", means this data is the worst emission level.
2. C.F (Correction Factor) = Antenna Factor (dB)+ Cable Loss (dB)- Preamplifier(dB)+ 16dB Attenuation.
3. Measurement(dBuV/m) = Reading(dBuV) + C.F (Correction Factor).
4.The emission levels of other frequencies are very lower than the limit and not show in test report.

EUT	AX5400 Wi-Fi 6 Router	Date of Test	2020-10-21
Factor	BBHA 9120D (1GHz~18GHz)_2020	Temp. / Humidity	24.2℃/50%
Polarity	Vertical	Site / Test Engineer	AC1 / Jay Chu
Test Mode	Transmit by 802.11ac-VHT80 at Channel 5530MHz (Beamforming Mode)	Test Voltage	120V/60Hz

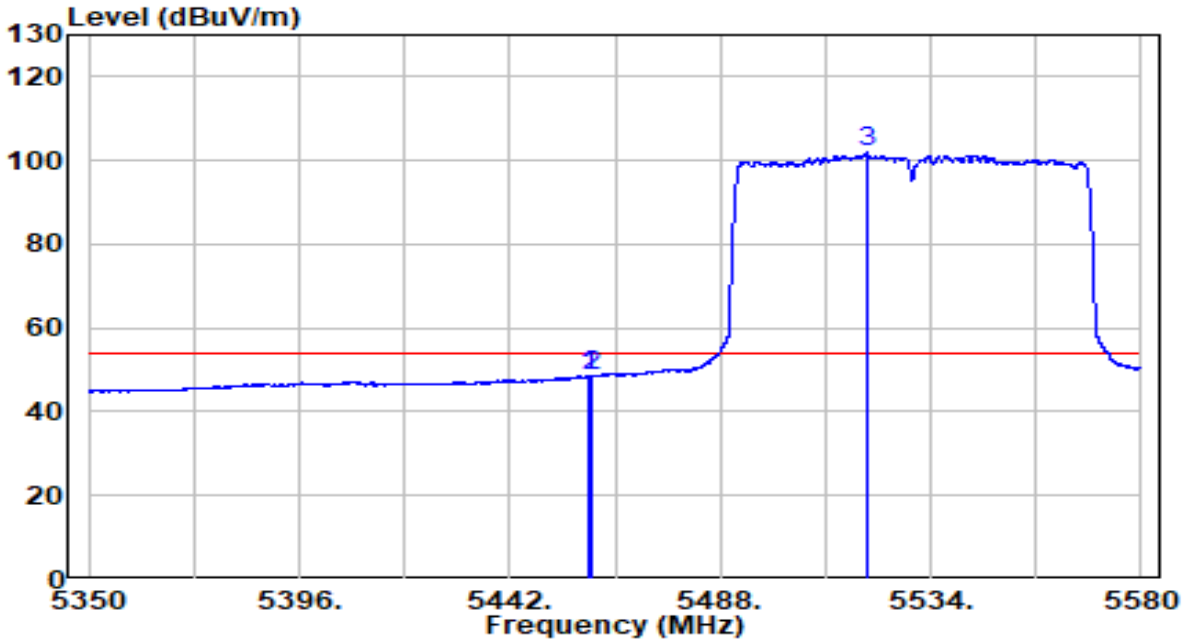

No		Frequency (MHz)	Reading (dBuV)	C.F (dB)	Measurement (dBuV/m)	Margin (dB)	Limit (dBuV/m)	Remark (QP/PK/AV)
1		5459.250	28.37	20.23	48.60	-5.40	54.00	Average
2		5460.000	28.21	20.23	48.43	-5.57	54.00	Average
3	*	5520.430	81.86	20.34	102.19	N/A	N/A	Average

Note:

1. " *", means this data is the worst emission level.
2. C.F (Correction Factor) = Antenna Factor (dB)+ Cable Loss (dB)- Preamplifier(dB)+ 16dB Attenuation.
3. Measurement(dBuV/m) = Reading(dBuV) + C.F (Correction Factor).
4.The emission levels of other frequencies are very lower than the limit and not show in test report.

EUT	AX5400 Wi-Fi 6 Router	Date of Test	2020-10-21
Factor	BBHA 9120D (1GHz~18GHz)_2020	Temp. / Humidity	24.2℃/50%
Polarity	Horizontal	Site / Test Engineer	AC1 / Jay Chu
Test Mode	Transmit by 802.11ac-VHT80 at Channel 5610MHz (Beamforming Mode)	Test Voltage	120V/60Hz

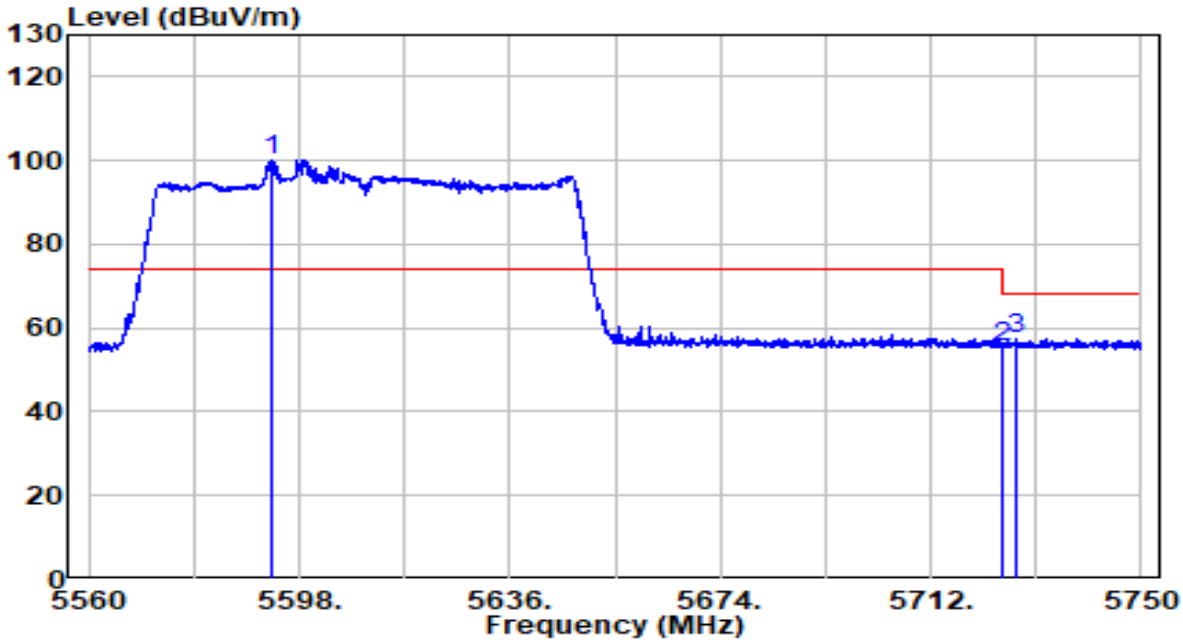

No		Frequency (MHz)	Reading (dBuV)	C.F (dB)	Measurement (dBuV/m)	Margin (dB)	Limit (dBuV/m)	Remark (QP/PK/AV)
1	*	5593.155	79.64	20.57	100.21	N/A	N/A	Peak
2		5725.000	34.54	21.00	55.54	-12.66	68.20	Peak
3		5727.295	36.27	21.01	57.28	-10.92	68.20	Peak

Note:

1. " *", means this data is the worst emission level.
2. C.F (Correction Factor) = Antenna Factor (dB)+ Cable Loss (dB)- Preamplifier(dB)+ 16dB Attenuation.
3. Measurement(dBuV/m) = Reading(dBuV) + C.F (Correction Factor).
4.The emission levels of other frequencies are very lower than the limit and not show in test report.

EUT	AX5400 Wi-Fi 6 Router	Date of Test	2020-10-21
Factor	BBHA 9120D (1GHz~18GHz)_2020	Temp. / Humidity	24.2℃/50%
Polarity	Vertical	Site / Test Engineer	AC1 / Jay Chu
Test Mode	Transmit by 802.11ac-VHT80 at Channel 5610MHz (Beamforming Mode)	Test Voltage	120V/60Hz

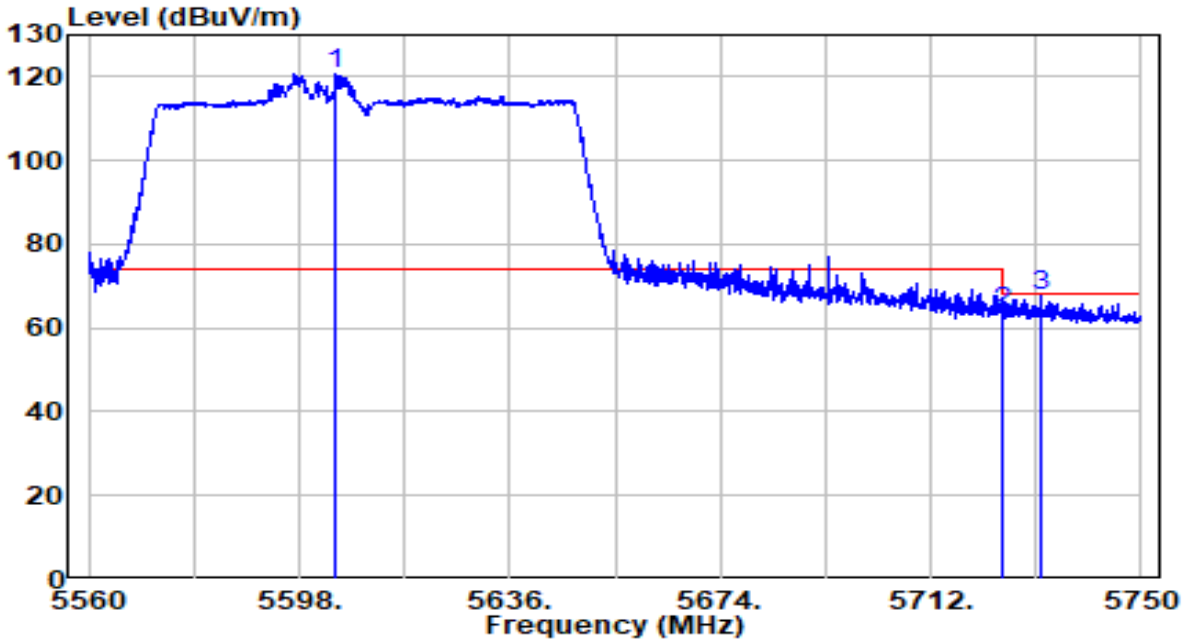

No		Frequency (MHz)	Reading (dBuV)	C.F (dB)	Measurement (dBuV/m)	Margin (dB)	Limit (dBuV/m)	Remark (QP/PK/AV)
1	*	5604.555	100.13	20.61	120.73	N/A	N/A	Peak
2		5725.000	42.56	21.00	63.56	-4.64	68.20	Peak
3		5731.950	46.55	21.02	67.57	-0.63	68.20	Peak

Note:

1. " *", means this data is the worst emission level.
2. C.F (Correction Factor) = Antenna Factor (dB)+ Cable Loss (dB)- Preamplifier(dB)+ 16dB Attenuation.
3. Measurement(dBuV/m) = Reading(dBuV) + C.F (Correction Factor).
4.The emission levels of other frequencies are very lower than the limit and not show in test report.

EUT	AX5400 Wi-Fi 6 Router	Date of Test	2020-10-21
Factor	BBHA 9120D (1GHz~18GHz)_2020	Temp. / Humidity	24.2℃/50%
Polarity	Horizontal	Site / Test Engineer	AC1 / Jay Chu
Test Mode	Transmit by 802.11ac-VHT80 at Channel 5775MHz (Beamforming Mode)	Test Voltage	120V/60Hz

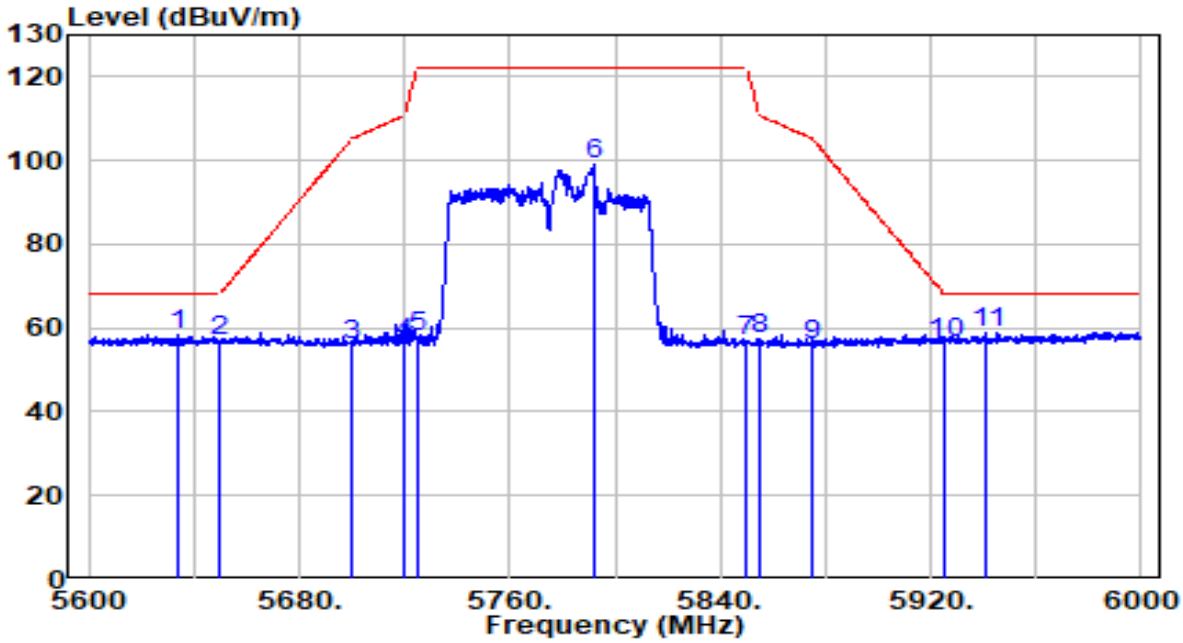

No		Frequency (MHz)	Reading (dBuV)	C.F (dB)	Measurement (dBuV/m)	Margin (dB)	Limit (dBuV/m)	Remark (QP/PK/AV)
1		5634.200	37.81	20.70	58.51	-9.69	68.20	Peak
2		5650.000	35.96	20.76	56.72	-11.48	68.20	Peak
3		5700.000	34.89	20.92	55.81	-49.39	105.20	Peak
4		5720.000	35.59	20.98	56.57	-54.23	110.80	Peak
5		5725.000	36.88	21.00	57.88	-64.32	122.20	Peak
6		5791.800	78.10	21.22	99.32	N/A	N/A	Peak
7		5850.000	35.63	21.40	57.03	-65.17	122.20	Peak
8		5855.000	35.92	21.42	57.34	-53.46	110.80	Peak
9		5875.000	34.38	21.49	55.86	-49.34	105.20	Peak
10		5925.000	34.75	21.65	56.40	-11.80	68.20	Peak
11	*	5941.200	37.19	21.70	58.89	-9.31	68.20	Peak

Note:

1. " *", means this data is the worst emission level.

2. C.F (Correction Factor) = Antenna Factor (dB)+ Cable Loss (dB)- Preamplifier(dB)+ 16dB Attenuation.

3. Measurement(dBuV/m) = Reading(dBuV) + C.F (Correction Factor).

4.The emission levels of other frequencies are very lower than the limit and not show in test report.

EUT	AX5400 Wi-Fi 6 Router	Date of Test	2020-10-21
Factor	BBHA 9120D (1GHz~18GHz)_2020	Temp. / Humidity	24.2℃/50%
Polarity	Vertical	Site / Test Engineer	AC1 / Jay Chu
Test Mode	Transmit by 802.11ac-VHT80 at Channel 5775MHz (Beamforming Mode)	Test Voltage	120V/60Hz

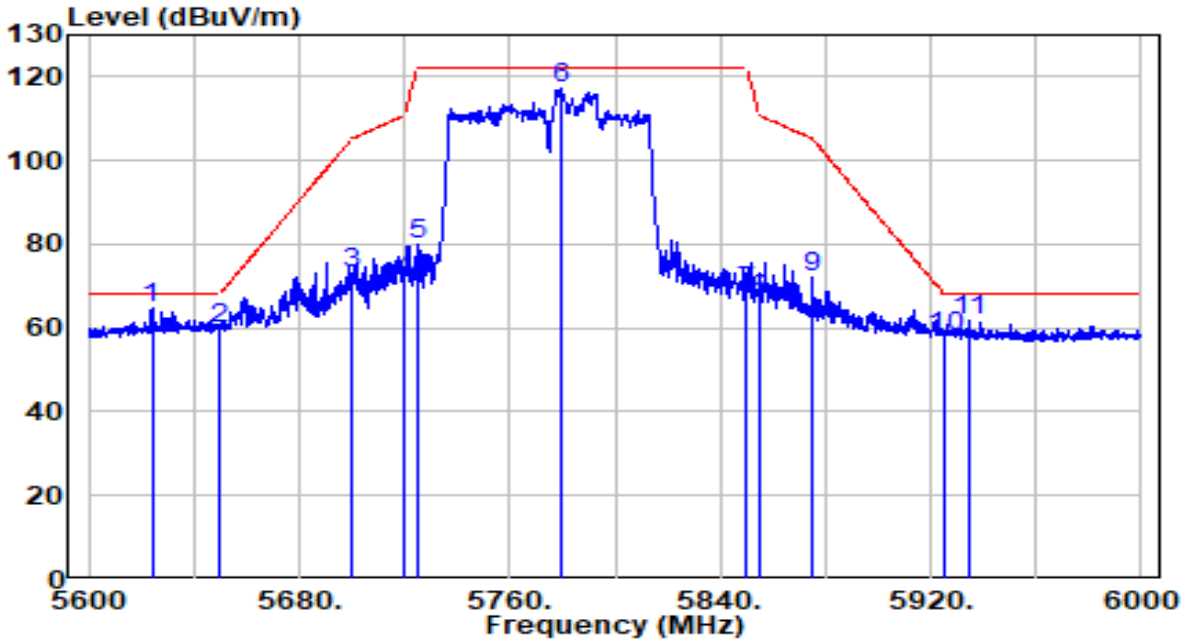

No		Frequency (MHz)	Reading (dBuV)	C.F (dB)	Measurement (dBuV/m)	Margin (dB)	Limit (dBuV/m)	Remark (QP/PK/AV)
1	*	5624.000	44.07	20.67	64.74	-3.46	68.20	Peak
2		5650.000	39.27	20.76	60.03	-8.17	68.20	Peak
3		5700.000	52.35	20.92	73.27	-31.93	105.20	Peak
4		5720.000	50.57	20.98	71.55	-39.25	110.80	Peak
5		5725.000	58.86	21.00	79.86	-42.34	122.20	Peak
6		5779.200	95.93	21.17	117.10	N/A	N/A	Peak
7		5850.000	47.12	21.40	68.52	-53.68	122.20	Peak
8		5855.000	45.15	21.42	66.57	-44.23	110.80	Peak
9		5875.000	50.75	21.49	72.23	-32.97	105.20	Peak
10		5925.000	36.34	21.65	57.99	-10.21	68.20	Peak
11		5934.200	40.28	21.68	61.96	-6.24	68.20	Peak

Note:

1. " *", means this data is the worst emission level.

2. C.F (Correction Factor) = Antenna Factor (dB)+ Cable Loss (dB)- Preamplifier(dB)+ 16dB Attenuation.

3. Measurement(dBuV/m) = Reading(dBuV) + C.F (Correction Factor).

4.The emission levels of other frequencies are very lower than the limit and not show in test report.

EUT	AX5400 Wi-Fi 6 Router	Date of Test	2020-10-21
Factor	BBHA 9120D (1GHz~18GHz)_2020	Temp. / Humidity	24.2℃/50%
Polarity	Horizontal	Site / Test Engineer	AC1 / Jay Chu
Test Mode	Transmit by 802.11ac-VHT160 at Channel 5250MHz (Beamforming Mode)	Test Voltage	120V/60Hz

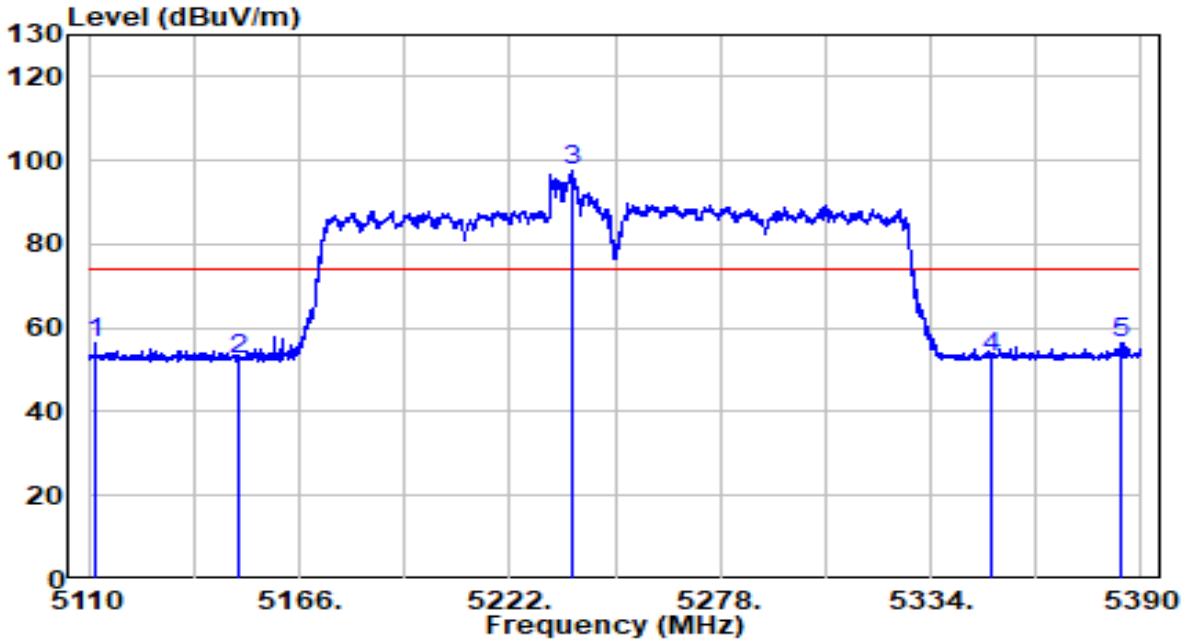

No		Frequency (MHz)	Reading (dBuV)	C.F (dB)	Measurement (dBuV/m)	Margin (dB)	Limit (dBuV/m)	Remark (QP/PK/AV)
1		5111.960	36.58	19.87	56.45	-17.55	74.00	Peak
2		5150.000	32.64	19.91	52.55	-21.45	74.00	Peak
3	*	5238.660	77.50	20.00	97.50	N/A	N/A	Peak
4		5350.000	33.04	20.11	53.15	-20.85	74.00	Peak
5		5384.960	36.18	20.15	56.33	-17.67	74.00	Peak

Note:

1. " *", means this data is the worst emission level.
2. C.F (Correction Factor) = Antenna Factor (dB)+ Cable Loss (dB)- Preamplifier(dB)+ 16dB Attenuation.
3. Measurement(dBuV/m) = Reading(dBuV) + C.F (Correction Factor).
4.The emission levels of other frequencies are very lower than the limit and not show in test report.

EUT	AX5400 Wi-Fi 6 Router	Date of Test	2020-10-21
Factor	BBHA 9120D (1GHz~18GHz)_2020	Temp. / Humidity	24.2℃/50%
Polarity	Horizontal	Site / Test Engineer	AC1 / Jay Chu
Test Mode	Transmit by 802.11ac-VHT160 at Channel 5250MHz (Beamforming Mode)	Test Voltage	120V/60Hz

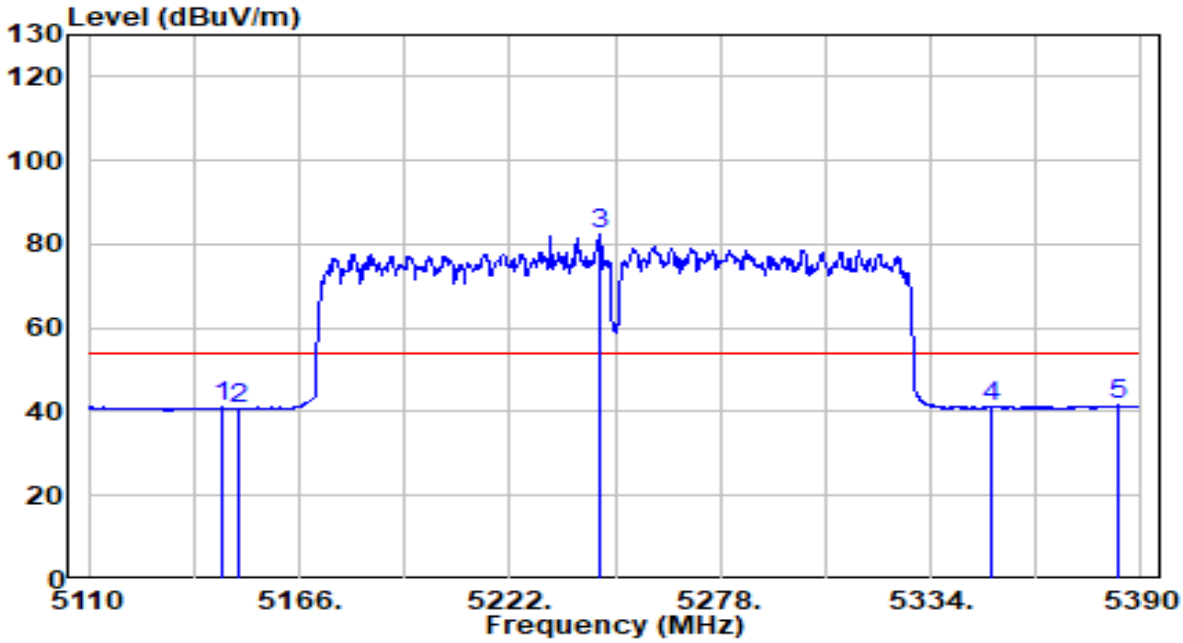

No		Frequency (MHz)	Reading (dBuV)	C.F (dB)	Measurement (dBuV/m)	Margin (dB)	Limit (dBuV/m)	Remark (QP/PK/AV)
1		5145.700	21.06	19.90	40.97	-13.03	54.00	Average
2		5150.000	20.78	19.91	40.69	-13.31	54.00	Average
3	*	5245.660	62.59	20.01	82.60	N/A	N/A	Average
4		5350.000	20.95	20.11	41.06	-12.94	54.00	Average
5		5383.980	21.31	20.15	41.46	-12.54	54.00	Average

Note:

1. " *", means this data is the worst emission level.
2. C.F (Correction Factor) = Antenna Factor (dB)+ Cable Loss (dB)- Preamplifier(dB)+ 16dB Attenuation.
3. Measurement(dBuV/m) = Reading(dBuV) + C.F (Correction Factor).
4.The emission levels of other frequencies are very lower than the limit and not show in test report.

EUT	AX5400 Wi-Fi 6 Router	Date of Test	2020-10-21
Factor	BBHA 9120D (1GHz~18GHz)_2020	Temp. / Humidity	24.2℃/50%
Polarity	Vertical	Site / Test Engineer	AC1 / Jay Chu
Test Mode	Transmit by 802.11ac-VHT160 at Channel 5250MHz (Beamforming Mode)	Test Voltage	120V/60Hz

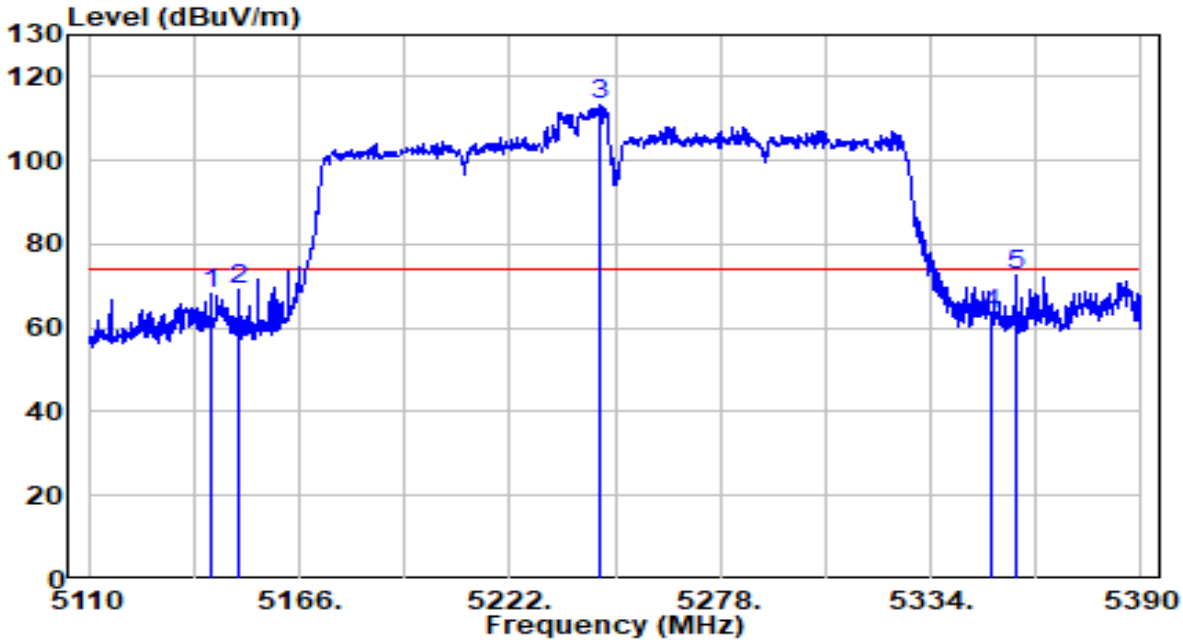

No		Frequency (MHz)	Reading (dBuV)	C.F (dB)	Measurement (dBuV/m)	Margin (dB)	Limit (dBuV/m)	Remark (QP/PK/AV)
1		5142.620	48.22	19.90	68.12	-5.88	74.00	Peak
2		5150.000	49.12	19.91	69.02	-4.98	74.00	Peak
3	*	5246.220	93.23	20.01	113.23	N/A	N/A	Peak
4		5350.000	43.04	20.11	63.15	-10.85	74.00	Peak
5		5356.540	52.54	20.12	72.66	-1.34	74.00	Peak

Note:

1. " *", means this data is the worst emission level.
2. C.F (Correction Factor) = Antenna Factor (dB)+ Cable Loss (dB)- Preamplifier(dB)+ 16dB Attenuation.
3. Measurement(dBuV/m) = Reading(dBuV) + C.F (Correction Factor).
4.The emission levels of other frequencies are very lower than the limit and not show in test report.

EUT	AX5400 Wi-Fi 6 Router	Date of Test	2020-10-21
Factor	BBHA 9120D (1GHz~18GHz)_2020	Temp. / Humidity	24.2℃/50%
Polarity	Vertical	Site / Test Engineer	AC1 / Jay Chu
Test Mode	Transmit by 802.11ac-VHT160 at Channel 5250MHz (Beamforming Mode)	Test Voltage	120V/60Hz

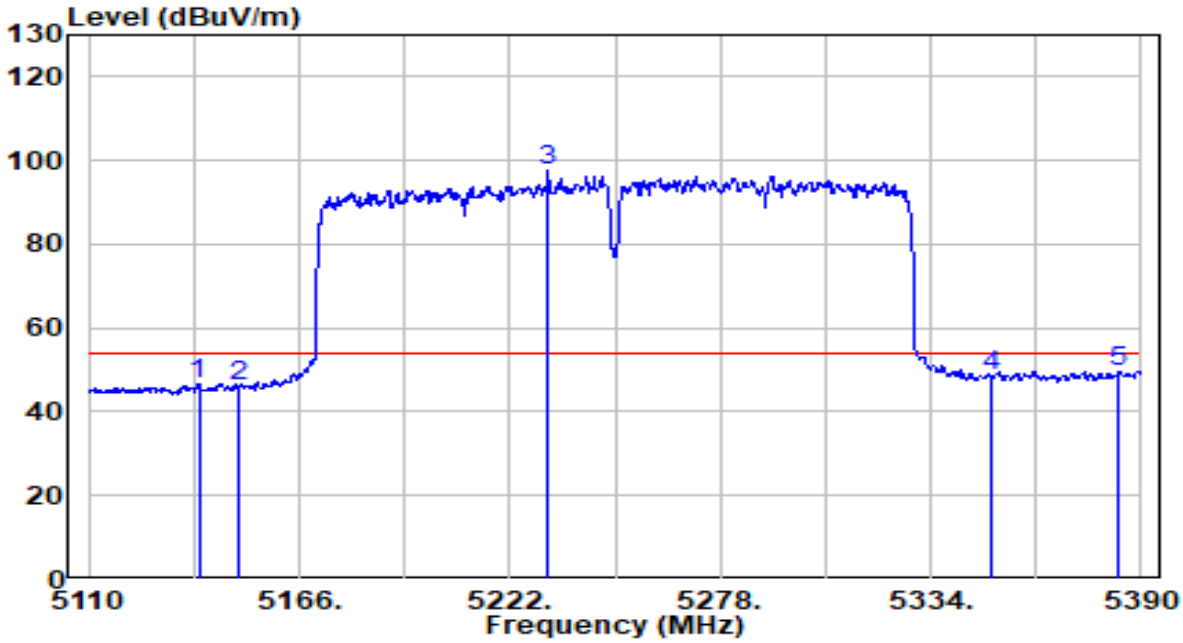

No		Frequency (MHz)	Reading (dBuV)	C.F (dB)	Measurement (dBuV/m)	Margin (dB)	Limit (dBuV/m)	Remark (QP/PK/AV)
1		5139.260	26.60	19.89	46.50	-7.50	54.00	Average
2		5150.000	26.26	19.91	46.16	-7.84	54.00	Average
3	*	5232.360	77.61	19.99	97.60	N/A	N/A	Average
4		5350.000	28.56	20.11	48.68	-5.32	54.00	Average
5		5384.120	29.38	20.15	49.53	-4.47	54.00	Average

Note:

1. " *", means this data is the worst emission level.
2. C.F (Correction Factor) = Antenna Factor (dB)+ Cable Loss (dB)- Preamplifier(dB)+ 16dB Attenuation.
3. Measurement(dBuV/m) = Reading(dBuV) + C.F (Correction Factor).
4.The emission levels of other frequencies are very lower than the limit and not show in test report.

EUT	AX5400 Wi-Fi 6 Router	Date of Test	2020-10-21
Factor	BBHA 9120D (1GHz~18GHz)_2020	Temp. / Humidity	24.2℃/50%
Polarity	Horizontal	Site / Test Engineer	AC1 / Jay Chu
Test Mode	Transmit by 802.11ac-VHT160 at Channel 5570MHz (Beamforming Mode)	Test Voltage	120V/60Hz

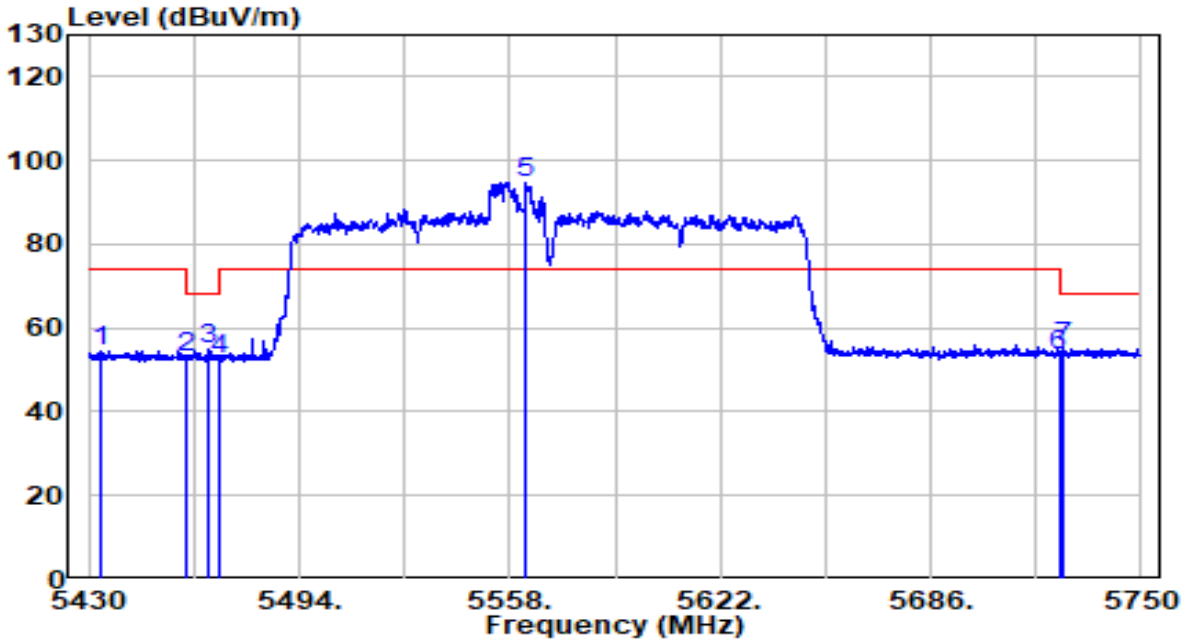

No		Frequency (MHz)	Reading (dBuV)	C.F (dB)	Measurement (dBuV/m)	Margin (dB)	Limit (dBuV/m)	Remark (QP/PK/AV)
1		5433.360	34.36	20.20	54.56	-19.44	74.00	Peak
2		5460.000	32.70	20.23	52.93	-15.27	68.20	Peak
3		5466.160	34.62	20.23	54.86	-13.34	68.20	Peak
4		5470.000	32.41	20.24	52.65	-15.55	68.20	Peak
5	*	5563.120	74.40	20.47	94.88	N/A	N/A	Peak
6		5725.000	32.58	21.00	53.58	-14.62	68.20	Peak
7		5725.840	34.27	21.00	55.27	-12.93	68.20	Peak

Note:

1. " *", means this data is the worst emission level.
2. C.F (Correction Factor) = Antenna Factor (dB)+ Cable Loss (dB)- Preamplifier(dB)+ 16dB Attenuation.
3. Measurement(dBuV/m) = Reading(dBuV) + C.F (Correction Factor).
4.The emission levels of other frequencies are very lower than the limit and not show in test report.

EUT	AX5400 Wi-Fi 6 Router	Date of Test	2020-10-21
Factor	BBHA 9120D (1GHz~18GHz)_2020	Temp. / Humidity	24.2℃/50%
Polarity	Horizontal	Site / Test Engineer	AC1 / Jay Chu
Test Mode	Transmit by 802.11ac-VHT160 at Channel 5570MHz (Beamforming Mode)	Test Voltage	120V/60Hz

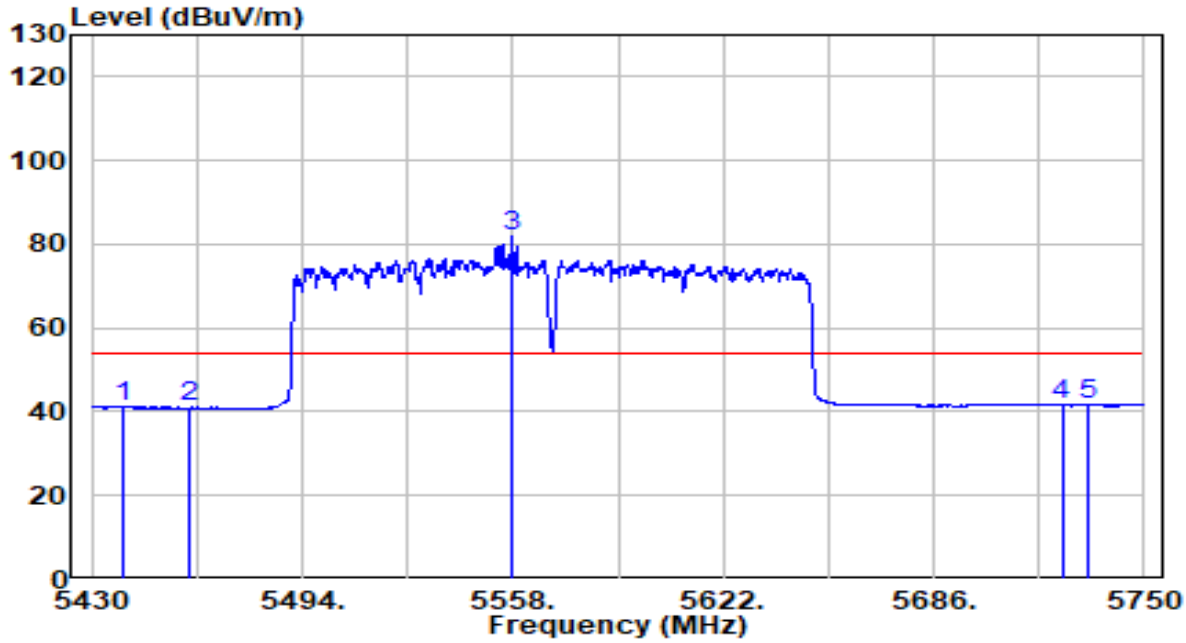

No		Frequency (MHz)	Reading (dBuV)	C.F (dB)	Measurement (dBuV/m)	Margin (dB)	Limit (dBuV/m)	Remark (QP/PK/AV)
1		5439.440	20.97	20.21	41.17	-12.83	54.00	Average
2		5460.000	20.73	20.23	40.96	-13.04	54.00	Average
3	*	5557.520	61.68	20.46	82.14	N/A	N/A	Average
4		5725.000	20.58	21.00	41.58	-12.42	54.00	Average
5		5732.880	20.71	21.02	41.73	-12.27	54.00	Average

Note:

1. " *", means this data is the worst emission level.
2. C.F (Correction Factor) = Antenna Factor (dB)+ Cable Loss (dB)- Preamplifier(dB)+ 16dB Attenuation.
3. Measurement(dBuV/m) = Reading(dBuV) + C.F (Correction Factor).
4.The emission levels of other frequencies are very lower than the limit and not show in test report.

EUT	AX5400 Wi-Fi 6 Router	Date of Test	2020-10-21
Factor	BBHA 9120D (1GHz~18GHz)_2020	Temp. / Humidity	24.2℃/50%
Polarity	Vertical	Site / Test Engineer	AC1 / Jay Chu
Test Mode	Transmit by 802.11ac-VHT160 at Channel 5570MHz (Beamforming Mode)	Test Voltage	120V/60Hz

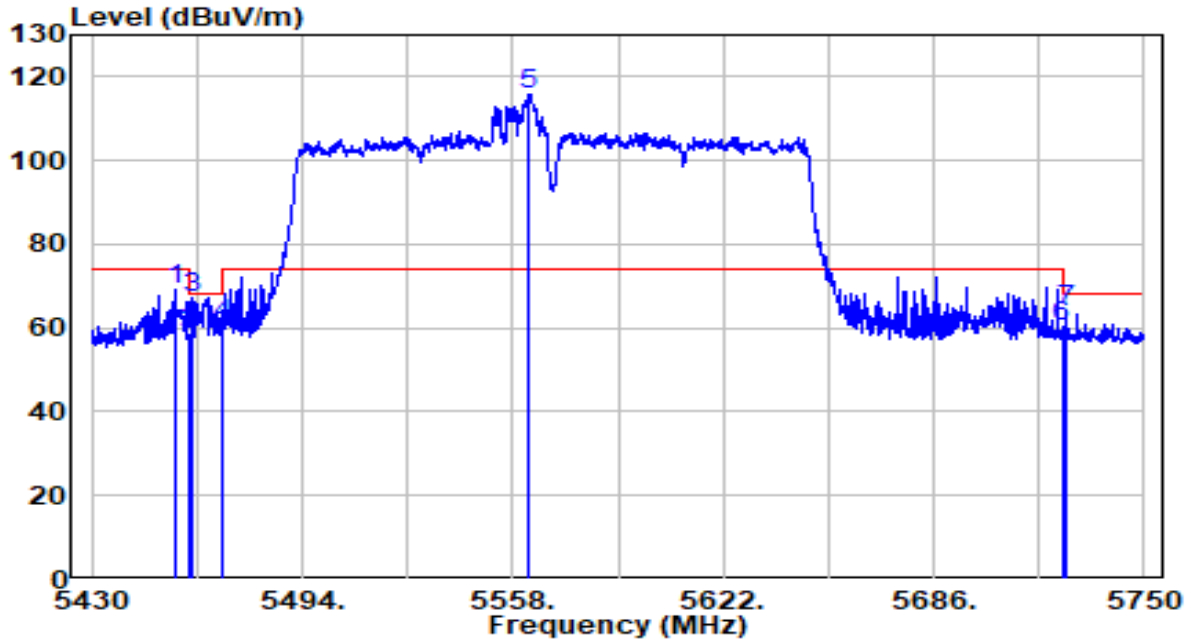

No		Frequency (MHz)	Reading (dBuV)	C.F (dB)	Measurement (dBuV/m)	Margin (dB)	Limit (dBuV/m)	Remark (QP/PK/AV)
1		5455.120	49.19	20.22	69.41	-4.59	74.00	Peak
2		5460.000	38.81	20.23	59.04	-9.16	68.20	Peak
3		5460.240	46.94	20.23	67.17	-1.03	68.20	Peak
4		5470.000	40.47	20.24	60.71	-7.49	68.20	Peak
5	*	5562.800	95.30	20.47	115.77	N/A	N/A	Peak
6		5725.000	39.28	21.00	60.28	-7.92	68.20	Peak
7		5726.480	43.12	21.00	64.12	-4.08	68.20	Peak

Note:

1. " *", means this data is the worst emission level.
2. C.F (Correction Factor) = Antenna Factor (dB)+ Cable Loss (dB)- Preamplifier(dB)+ 16dB Attenuation.
3. Measurement(dBuV/m) = Reading(dBuV) + C.F (Correction Factor).
4.The emission levels of other frequencies are very lower than the limit and not show in test report.

EUT	AX5400 Wi-Fi 6 Router	Date of Test	2020-10-21
Factor	BBHA 9120D (1GHz~18GHz)_2020	Temp. / Humidity	24.2℃/50%
Polarity	Vertical	Site / Test Engineer	AC1 / Jay Chu
Test Mode	Transmit by 802.11ac-VHT160 at Channel 5570MHz (Beamforming Mode)	Test Voltage	120V/60Hz

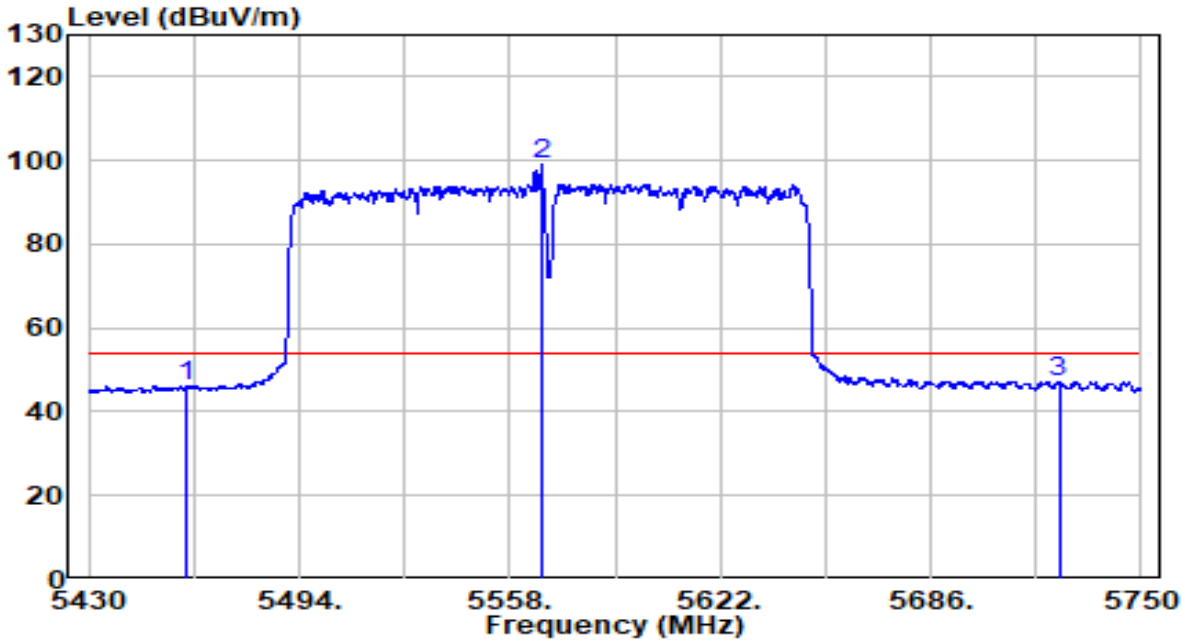

No		Frequency (MHz)	Reading (dBuV)	C.F (dB)	Measurement (dBuV/m)	Margin (dB)	Limit (dBuV/m)	Remark (QP/PK/AV)
1		5460.000	25.88	20.23	46.11	-7.89	54.00	Average
2	*	5567.440	78.54	20.49	99.03	N/A	N/A	Average
3		5725.000	26.12	21.00	47.12	-6.88	54.00	Average

Note:

1. " *", means this data is the worst emission level.
2. C.F (Correction Factor) = Antenna Factor (dB)+ Cable Loss (dB)- Preamplifier(dB)+ 16dB Attenuation.
3. Measurement(dBuV/m) = Reading(dBuV) + C.F (Correction Factor).
4.The emission levels of other frequencies are very lower than the limit and not show in test report.

EUT	AX5400 Wi-Fi 6 Router	Date of Test	2020-10-21
Factor	BBHA 9120D (1GHz~18GHz)_2020	Temp. / Humidity	24.2℃/50%
Polarity	Horizontal	Site / Test Engineer	AC1 / Jay Chu
Test Mode	Transmit by 802.11ax-HE20 at Channel 5180MHz (Beamforming Mode)	Test Voltage	120V/60Hz

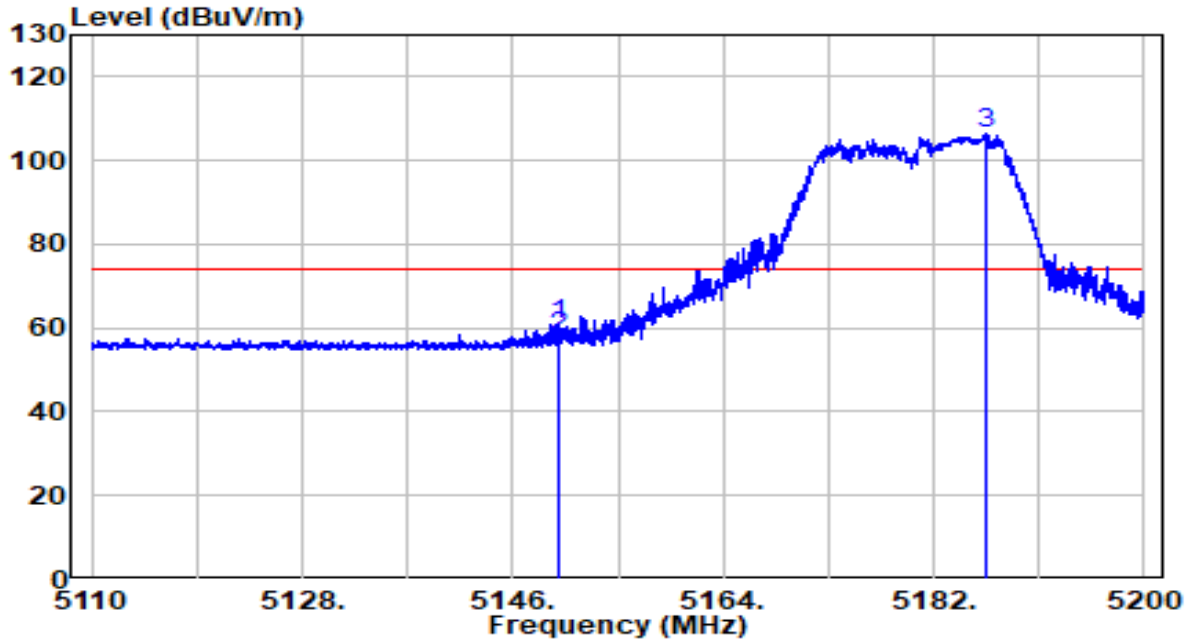

No		Frequency (MHz)	Reading (dBuV)	C.F (dB)	Measurement (dBuV/m)	Margin (dB)	Limit (dBuV/m)	Remark (QP/PK/AV)
1		5149.915	40.98	19.91	60.89	-13.11	74.00	Peak
2		5150.000	38.11	19.91	58.01	-15.99	74.00	Peak
3	*	5186.500	86.41	19.94	106.35	N/A	N/A	Peak

Note:

1. " *", means this data is the worst emission level.
2. C.F (Correction Factor) = Antenna Factor (dB)+ Cable Loss (dB)- Preamplifier(dB)+ 16dB Attenuation.
3. Measurement(dBuV/m) = Reading(dBuV) + C.F (Correction Factor).
4.The emission levels of other frequencies are very lower than the limit and not show in test report.

EUT	AX5400 Wi-Fi 6 Router	Date of Test	2020-10-21
Factor	BBHA 9120D (1GHz~18GHz)_2020	Temp. / Humidity	24.2℃/50%
Polarity	Horizontal	Site / Test Engineer	AC1 / Jay Chu
Test Mode	Transmit by 802.11ax-HE20 at Channel 5180MHz (Beamforming Mode)	Test Voltage	120V/60Hz

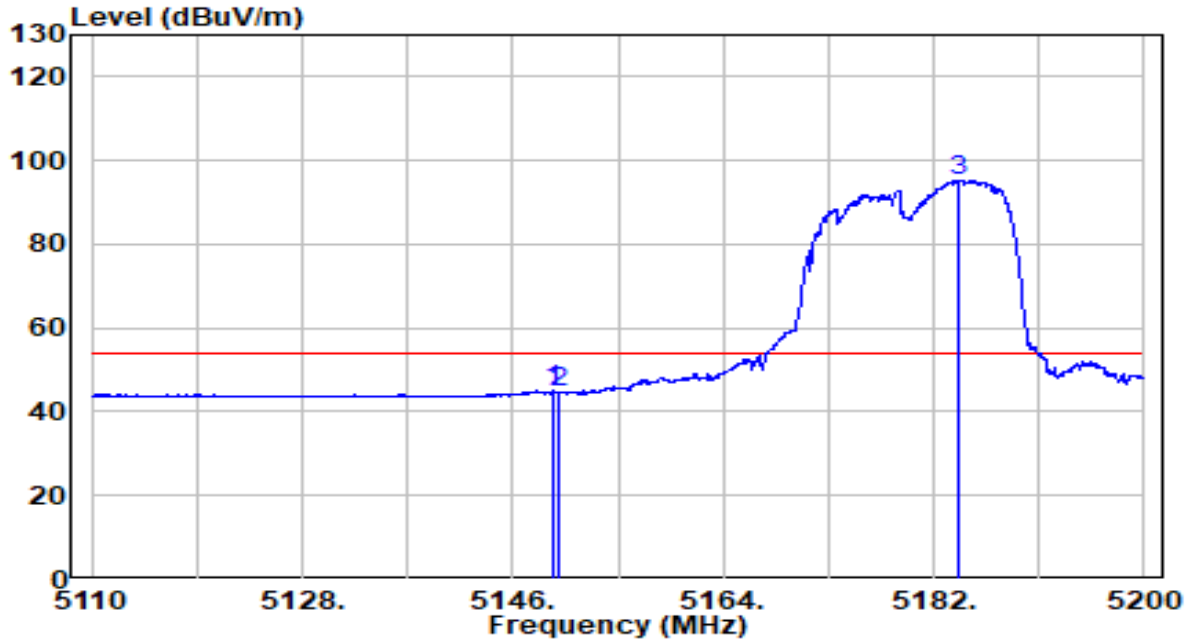

No		Frequency (MHz)	Reading (dBuV)	C.F (dB)	Measurement (dBuV/m)	Margin (dB)	Limit (dBuV/m)	Remark (QP/PK/AV)
1		5149.375	25.11	19.91	45.01	-8.99	54.00	Average
2		5150.000	24.62	19.91	44.53	-9.47	54.00	Average
3	*	5184.160	75.40	19.94	95.34	N/A	N/A	Average

Note:

1. " *", means this data is the worst emission level.
2. C.F (Correction Factor) = Antenna Factor (dB)+ Cable Loss (dB)- Preamplifier(dB)+ 16dB Attenuation.
3. Measurement(dBuV/m) = Reading(dBuV) + C.F (Correction Factor).
4.The emission levels of other frequencies are very lower than the limit and not show in test report.

EUT	AX5400 Wi-Fi 6 Router	Date of Test	2020-10-21
Factor	BBHA 9120D (1GHz~18GHz)_2020	Temp. / Humidity	24.2℃/50%
Polarity	Vertical	Site / Test Engineer	AC1 / Jay Chu
Test Mode	Transmit by 802.11ax-HE20 at Channel 5180MHz (Beamforming Mode)	Test Voltage	120V/60Hz

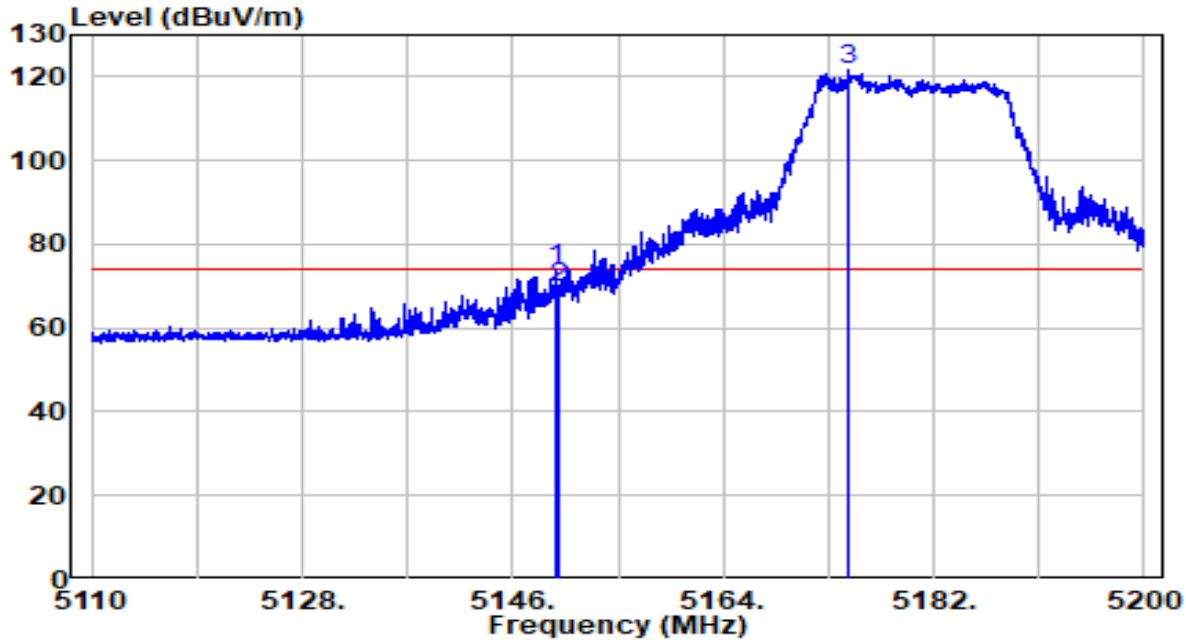

No		Frequency (MHz)	Reading (dBuV)	C.F (dB)	Measurement (dBuV/m)	Margin (dB)	Limit (dBuV/m)	Remark (QP/PK/AV)
1		5149.690	53.93	19.91	73.84	-0.16	74.00	Peak
2		5150.000	49.84	19.91	69.75	-4.25	74.00	Peak
3	*	5174.665	101.77	19.93	121.70	N/A	N/A	Peak

Note:

1. " *", means this data is the worst emission level.
2. C.F (Correction Factor) = Antenna Factor (dB)+ Cable Loss (dB)- Preamplifier(dB)+ 16dB Attenuation.
3. Measurement(dBuV/m) = Reading(dBuV) + C.F (Correction Factor).
4.The emission levels of other frequencies are very lower than the limit and not show in test report.

EUT	AX5400 Wi-Fi 6 Router	Date of Test	2020-10-21
Factor	BBHA 9120D (1GHz~18GHz)_2020	Temp. / Humidity	24.2℃/50%
Polarity	Vertical	Site / Test Engineer	AC1 / Jay Chu
Test Mode	Transmit by 802.11ax-HE20 at Channel 5180MHz (Beamforming Mode)	Test Voltage	120V/60Hz

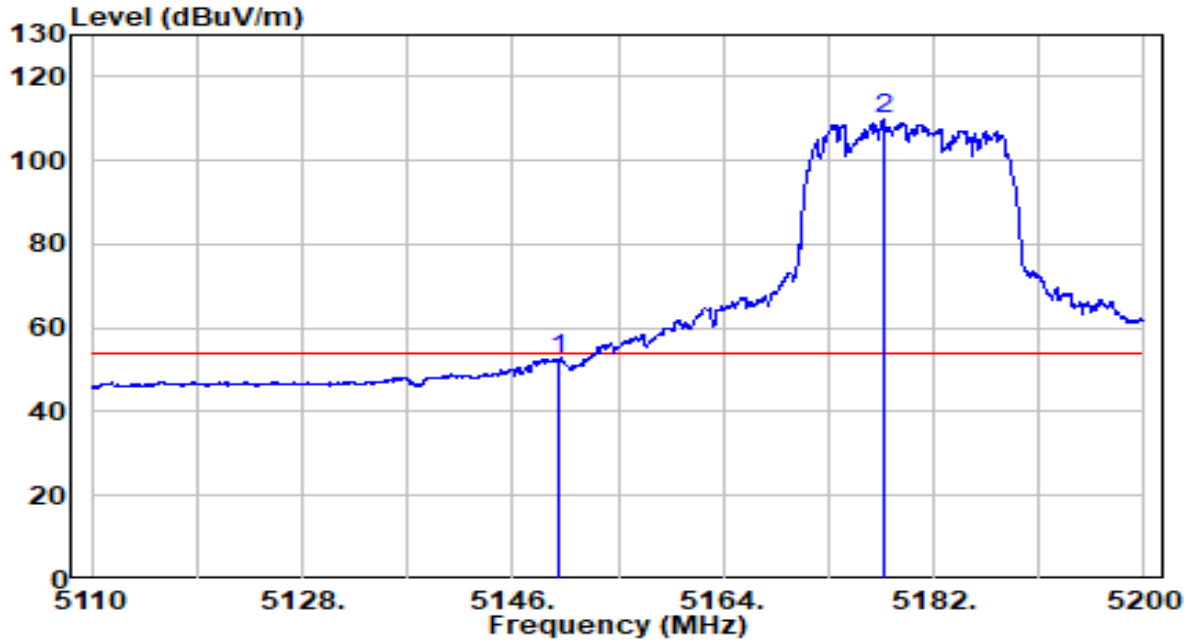

No		Frequency (MHz)	Reading (dBuV)	C.F (dB)	Measurement (dBuV/m)	Margin (dB)	Limit (dBuV/m)	Remark (QP/PK/AV)
1		5150.000	32.73	19.91	52.64	-1.36	54.00	Average
2	*	5177.725	89.91	19.93	109.85	N/A	N/A	Average

Note:

1. " *", means this data is the worst emission level.
2. C.F (Correction Factor) = Antenna Factor (dB)+ Cable Loss (dB)- Preamplifier(dB)+ 16dB Attenuation.
3. Measurement(dBuV/m) = Reading(dBuV) + C.F (Correction Factor).
4.The emission levels of other frequencies are very lower than the limit and not show in test report.

EUT	AX5400 Wi-Fi 6 Router	Date of Test	2020-10-21
Factor	BBHA 9120D (1GHz~18GHz)_2020	Temp. / Humidity	24.2℃/50%
Polarity	Horizontal	Site / Test Engineer	AC1 / Jay Chu
Test Mode	Transmit by 802.11ax-HE20 at Channel 5240MHz (Beamforming Mode)	Test Voltage	120V/60Hz

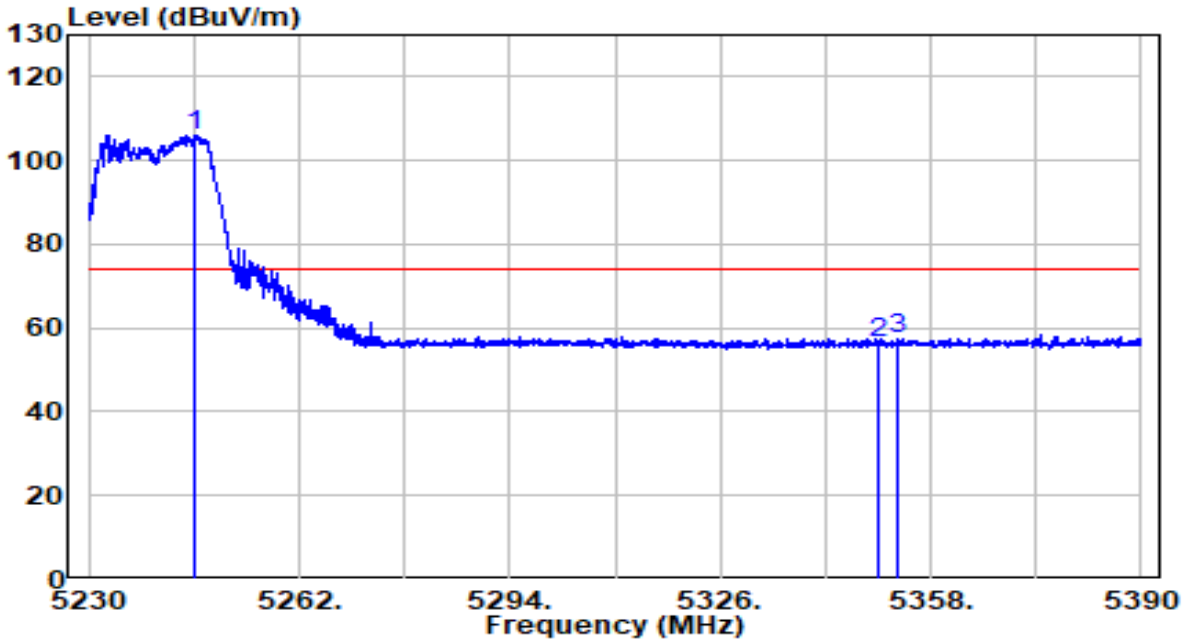

No		Frequency (MHz)	Reading (dBuV)	C.F (dB)	Measurement (dBuV/m)	Margin (dB)	Limit (dBuV/m)	Remark (QP/PK/AV)
1	*	5246.240	85.81	20.01	105.82	N/A	N/A	Peak
2		5350.000	36.25	20.11	56.36	-17.64	74.00	Peak
3		5352.880	37.29	20.12	57.41	-16.59	74.00	Peak

Note:

1. " *", means this data is the worst emission level.
2. C.F (Correction Factor) = Antenna Factor (dB)+ Cable Loss (dB)- Preamplifier(dB)+ 16dB Attenuation.
3. Measurement(dBuV/m) = Reading(dBuV) + C.F (Correction Factor).
4.The emission levels of other frequencies are very lower than the limit and not show in test report.

EUT	AX5400 Wi-Fi 6 Router	Date of Test	2020-10-21
Factor	BBHA 9120D (1GHz~18GHz)_2020	Temp. / Humidity	24.2℃/50%
Polarity	Horizontal	Site / Test Engineer	AC1 / Jay Chu
Test Mode	Transmit by 802.11ax-HE20 at Channel 5240MHz (Beamforming Mode)	Test Voltage	120V/60Hz

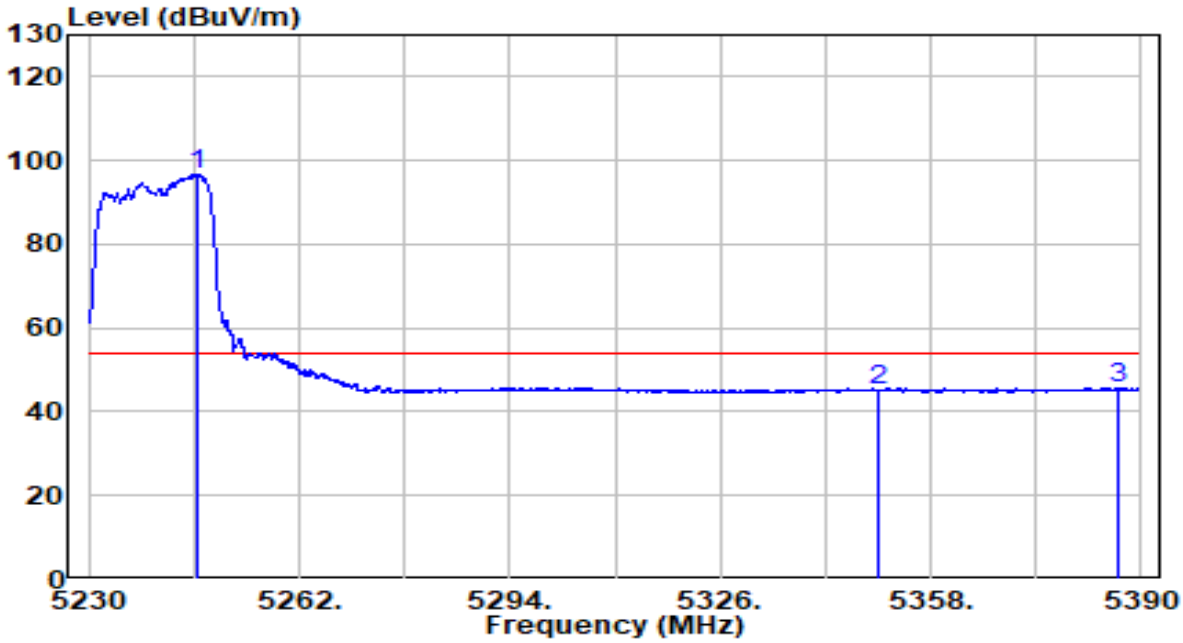

No		Frequency (MHz)	Reading (dBuV)	C.F (dB)	Measurement (dBuV/m)	Margin (dB)	Limit (dBuV/m)	Remark (QP/PK/AV)
1	*	5246.480	76.71	20.01	96.72	N/A	N/A	Average
2		5350.000	24.92	20.11	45.03	-8.97	54.00	Average
3		5386.400	25.57	20.15	45.72	-8.28	54.00	Average

Note:

1. " *", means this data is the worst emission level.
2. C.F (Correction Factor) = Antenna Factor (dB)+ Cable Loss (dB)- Preamplifier(dB)+ 16dB Attenuation.
3. Measurement(dBuV/m) = Reading(dBuV) + C.F (Correction Factor).
4.The emission levels of other frequencies are very lower than the limit and not show in test report.

EUT	AX5400 Wi-Fi 6 Router	Date of Test	2020-10-21
Factor	BBHA 9120D (1GHz~18GHz)_2020	Temp. / Humidity	24.2℃/50%
Polarity	Vertical	Site / Test Engineer	AC1 / Jay Chu
Test Mode	Transmit by 802.11ax-HE20 at Channel 5240MHz (Beamforming Mode)	Test Voltage	120V/60Hz

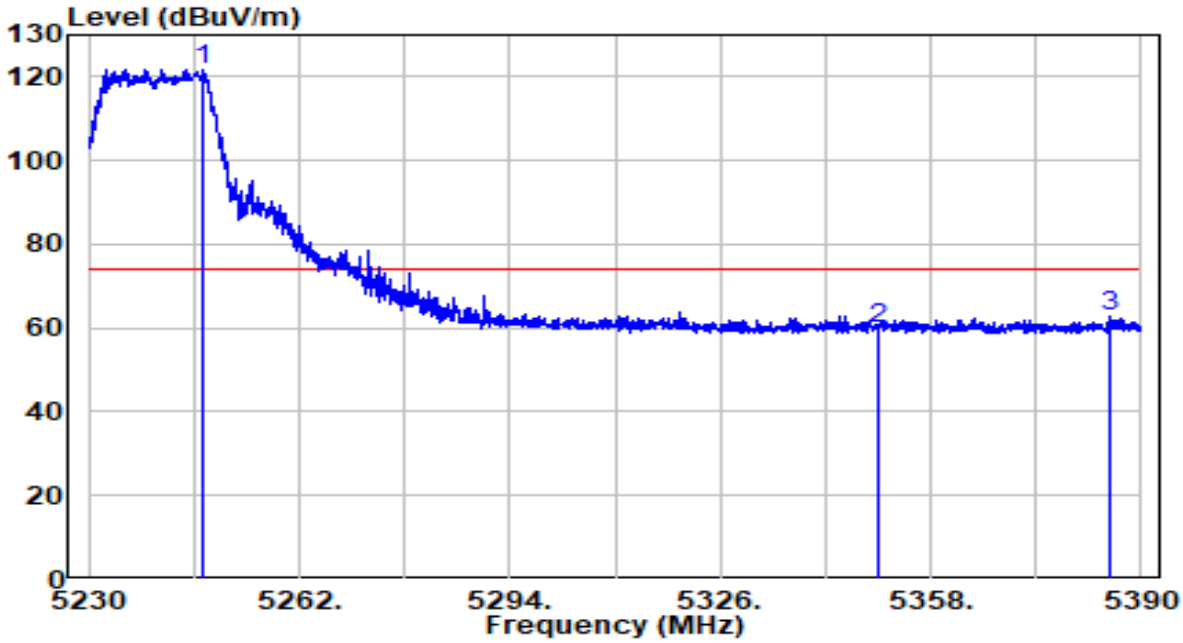

No		Frequency (MHz)	Reading (dBuV)	C.F (dB)	Measurement (dBuV/m)	Margin (dB)	Limit (dBuV/m)	Remark (QP/PK/AV)
1	*	5247.360	101.61	20.01	121.61	N/A	N/A	Peak
2		5350.000	39.61	20.11	59.73	-14.27	74.00	Peak
3		5385.360	42.86	20.15	63.01	-10.99	74.00	Peak

Note:

1. " *", means this data is the worst emission level.
2. C.F (Correction Factor) = Antenna Factor (dB)+ Cable Loss (dB)- Preamplifier(dB)+ 16dB Attenuation.
3. Measurement(dBuV/m) = Reading(dBuV) + C.F (Correction Factor).
4.The emission levels of other frequencies are very lower than the limit and not show in test report.

EUT	AX5400 Wi-Fi 6 Router	Date of Test	2020-10-21
Factor	BBHA 9120D (1GHz~18GHz)_2020	Temp. / Humidity	24.2℃/50%
Polarity	Vertical	Site / Test Engineer	AC1 / Jay Chu
Test Mode	Transmit by 802.11ax-HE20 at Channel 5240MHz (Beamforming Mode)	Test Voltage	120V/60Hz

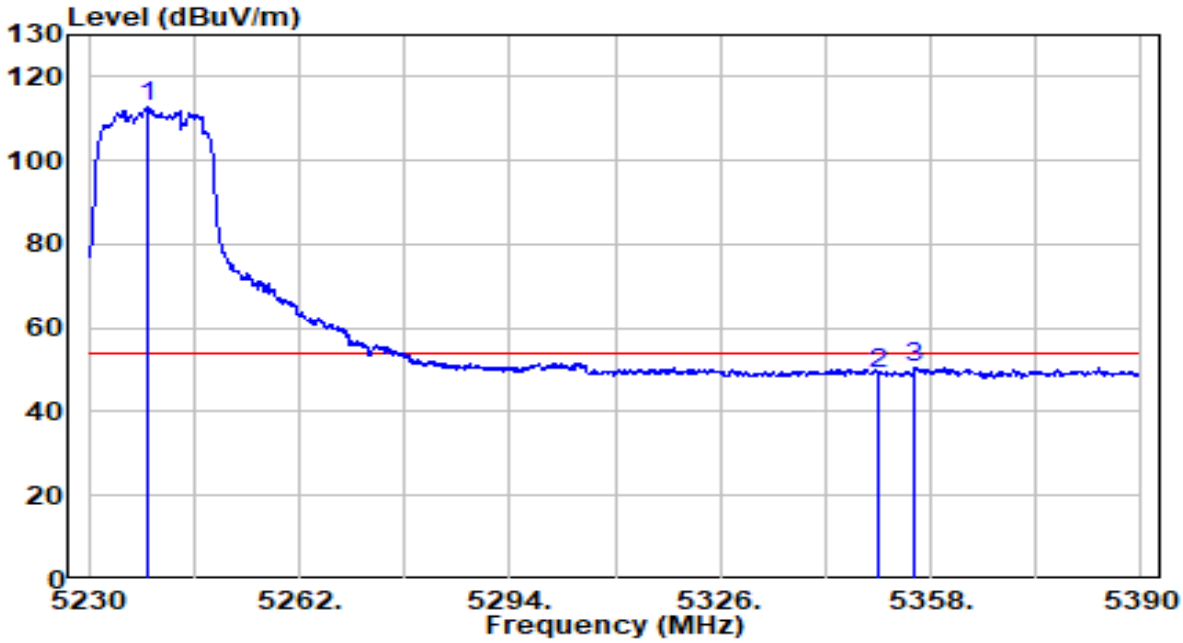

No		Frequency (MHz)	Reading (dBuV)	C.F (dB)	Measurement (dBuV/m)	Margin (dB)	Limit (dBuV/m)	Remark (QP/PK/AV)
1	*	5238.960	92.83	20.00	112.82	N/A	N/A	Average
2		5350.000	28.96	20.11	49.08	-4.92	54.00	Average
3		5355.680	30.55	20.12	50.67	-3.33	54.00	Average

Note:

1. " *", means this data is the worst emission level.
2. C.F (Correction Factor) = Antenna Factor (dB)+ Cable Loss (dB)- Preamplifier(dB)+ 16dB Attenuation.
3. Measurement(dBuV/m) = Reading(dBuV) + C.F (Correction Factor).
4.The emission levels of other frequencies are very lower than the limit and not show in test report.

EUT	AX5400 Wi-Fi 6 Router	Date of Test	2020-10-21
Factor	BBHA 9120D (1GHz~18GHz)_2020	Temp. / Humidity	24.2℃/50%
Polarity	Horizontal	Site / Test Engineer	AC1 / Jay Chu
Test Mode	Transmit by 802.11ax-HE20 at Channel 5320MHz (Beamforming Mode)	Test Voltage	120V/60Hz

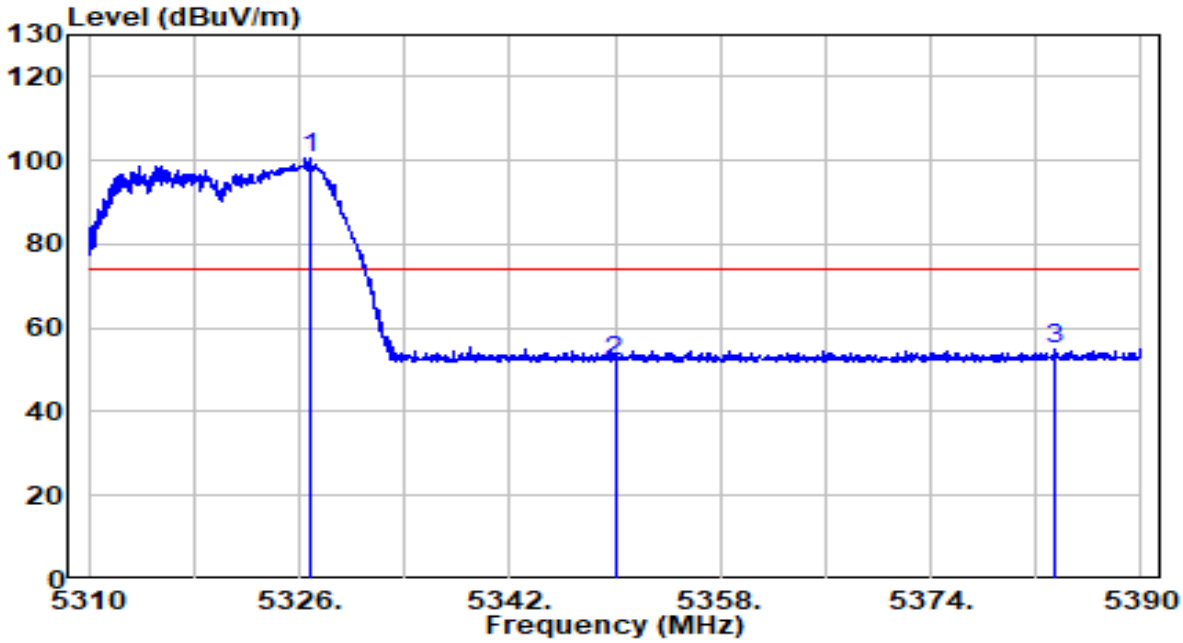

No		Frequency (MHz)	Reading (dBuV)	C.F (dB)	Measurement (dBuV/m)	Margin (dB)	Limit (dBuV/m)	Remark (QP/PK/AV)
1	*	5326.760	80.57	20.09	100.66	N/A	N/A	Peak
2		5350.000	31.97	20.11	52.09	-21.91	74.00	Peak
3		5383.520	34.66	20.15	54.81	-19.19	74.00	Peak

Note:

1. " *", means this data is the worst emission level.
2. C.F (Correction Factor) = Antenna Factor (dB)+ Cable Loss (dB)- Preamplifier(dB)+ 16dB Attenuation.
3. Measurement(dBuV/m) = Reading(dBuV) + C.F (Correction Factor).
4.The emission levels of other frequencies are very lower than the limit and not show in test report.

EUT	AX5400 Wi-Fi 6 Router	Date of Test	2020-10-21
Factor	BBHA 9120D (1GHz~18GHz)_2020	Temp. / Humidity	24.2℃/50%
Polarity	Horizontal	Site / Test Engineer	AC1 / Jay Chu
Test Mode	Transmit by 802.11ax-HE20 at Channel 5320MHz (Beamforming Mode)	Test Voltage	120V/60Hz

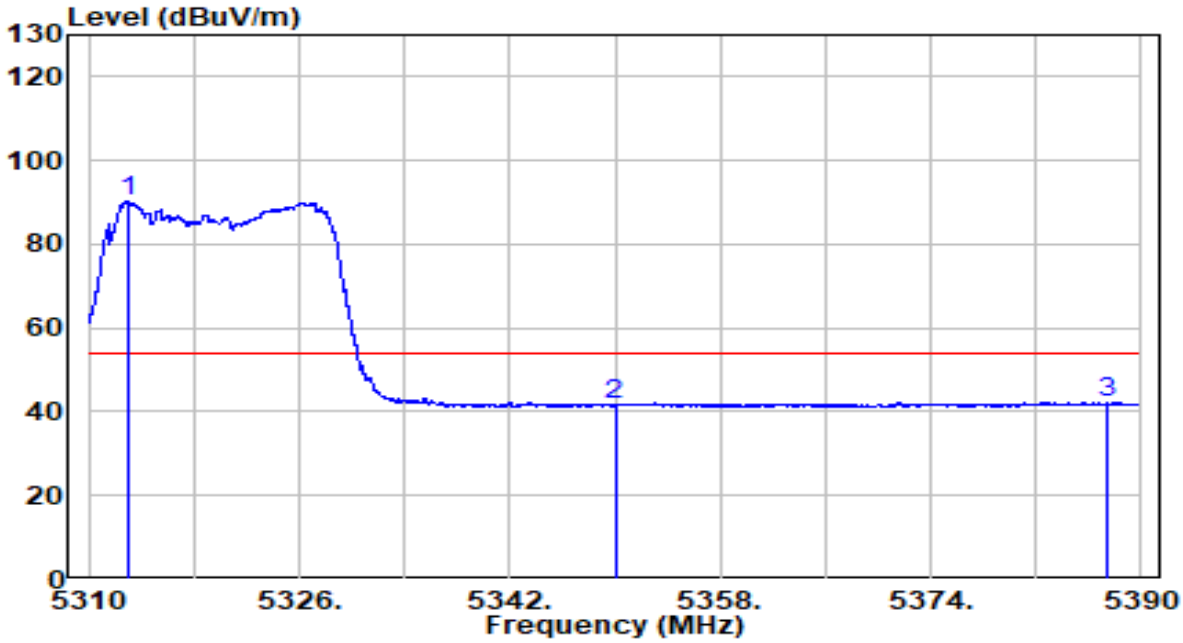

No		Frequency (MHz)	Reading (dBuV)	C.F (dB)	Measurement (dBuV/m)	Margin (dB)	Limit (dBuV/m)	Remark (QP/PK/AV)
1	*	5312.920	70.15	20.08	90.23	N/A	N/A	Average
2		5350.000	21.50	20.11	41.62	-12.38	54.00	Average
3		5387.440	22.13	20.15	42.29	-11.71	54.00	Average

Note:

1. " *", means this data is the worst emission level.
2. C.F (Correction Factor) = Antenna Factor (dB)+ Cable Loss (dB)- Preamplifier(dB)+ 16dB Attenuation.
3. Measurement(dBuV/m) = Reading(dBuV) + C.F (Correction Factor).
4.The emission levels of other frequencies are very lower than the limit and not show in test report.

EUT	AX5400 Wi-Fi 6 Router	Date of Test	2020-10-21
Factor	BBHA 9120D (1GHz~18GHz)_2020	Temp. / Humidity	24.2℃/50%
Polarity	Vertical	Site / Test Engineer	AC1 / Jay Chu
Test Mode	Transmit by 802.11ax-HE20 at Channel 5320MHz (Beamforming Mode)	Test Voltage	120V/60Hz

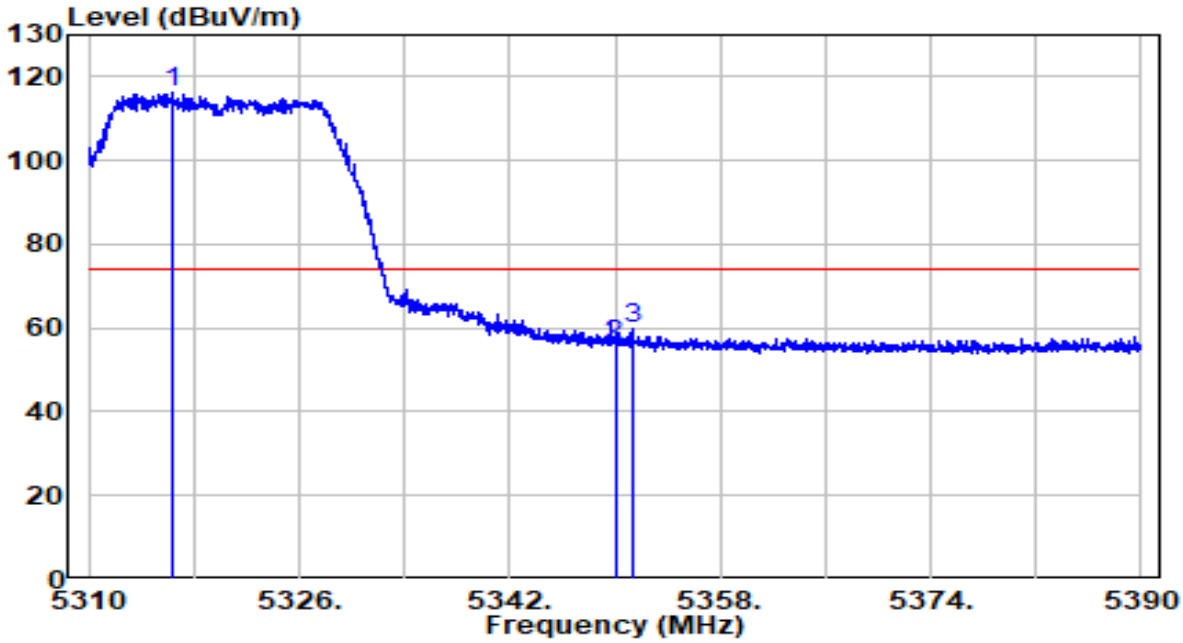

No		Frequency (MHz)	Reading (dBuV)	C.F (dB)	Measurement (dBuV/m)	Margin (dB)	Limit (dBuV/m)	Remark (QP/PK/AV)
1	*	5316.320	96.05	20.08	116.13	N/A	N/A	Peak
2		5350.000	35.86	20.11	55.98	-18.02	74.00	Peak
3		5351.320	39.51	20.12	59.62	-14.38	74.00	Peak

Note:

1. " *", means this data is the worst emission level.
2. C.F (Correction Factor) = Antenna Factor (dB)+ Cable Loss (dB)- Preamplifier(dB)+ 16dB Attenuation.
3. Measurement(dBuV/m) = Reading(dBuV) + C.F (Correction Factor).
4.The emission levels of other frequencies are very lower than the limit and not show in test report.

EUT	AX5400 Wi-Fi 6 Router	Date of Test	2020-10-21
Factor	BBHA 9120D (1GHz~18GHz)_2020	Temp. / Humidity	24.2℃/50%
Polarity	Vertical	Site / Test Engineer	AC1 / Jay Chu
Test Mode	Transmit by 802.11ax-HE20 at Channel 5320MHz (Beamforming Mode)	Test Voltage	120V/60Hz

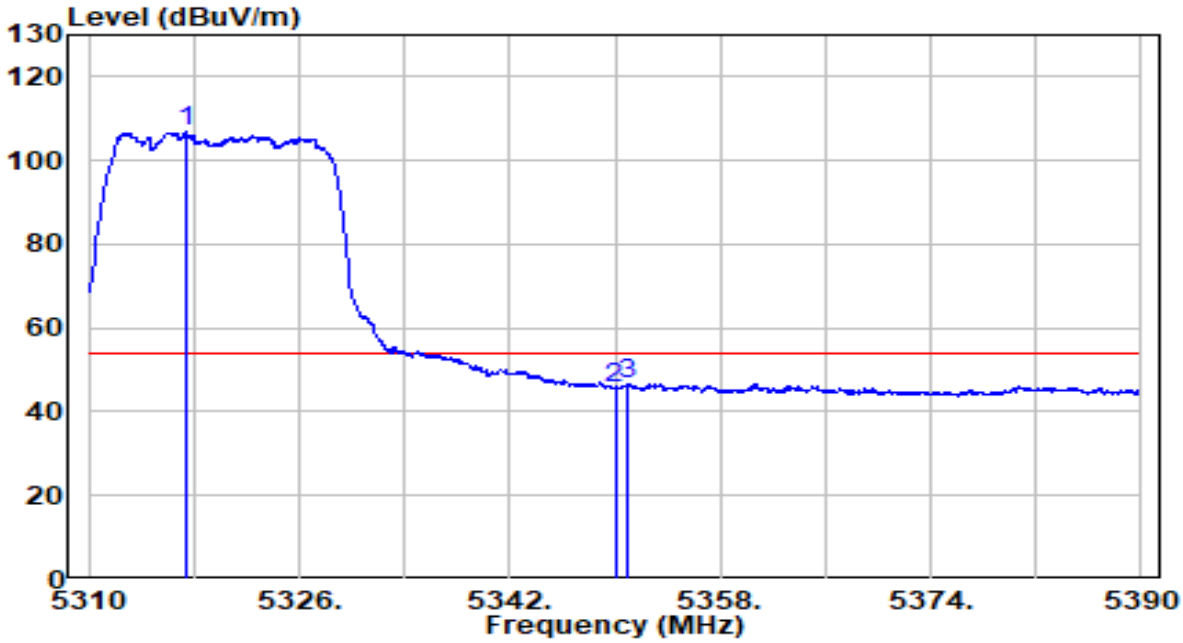

No		Frequency (MHz)	Reading (dBuV)	C.F (dB)	Measurement (dBuV/m)	Margin (dB)	Limit (dBuV/m)	Remark (QP/PK/AV)
1	*	5317.400	86.82	20.08	106.90	N/A	N/A	Average
2		5350.000	25.67	20.11	45.79	-8.21	54.00	Average
3		5350.920	26.61	20.11	46.72	-7.28	54.00	Average

Note:

1. " *", means this data is the worst emission level.
2. C.F (Correction Factor) = Antenna Factor (dB)+ Cable Loss (dB)- Preamplifier(dB)+ 16dB Attenuation.
3. Measurement(dBuV/m) = Reading(dBuV) + C.F (Correction Factor).
4.The emission levels of other frequencies are very lower than the limit and not show in test report.

EUT	AX5400 Wi-Fi 6 Router	Date of Test	2020-10-21
Factor	BBHA 9120D (1GHz~18GHz)_2020	Temp. / Humidity	24.2℃/50%
Polarity	Horizontal	Site / Test Engineer	AC1 / Jay Chu
Test Mode	Transmit by 802.11ax-HE20 at Channel 5500MHz (Beamforming Mode)	Test Voltage	120V/60Hz

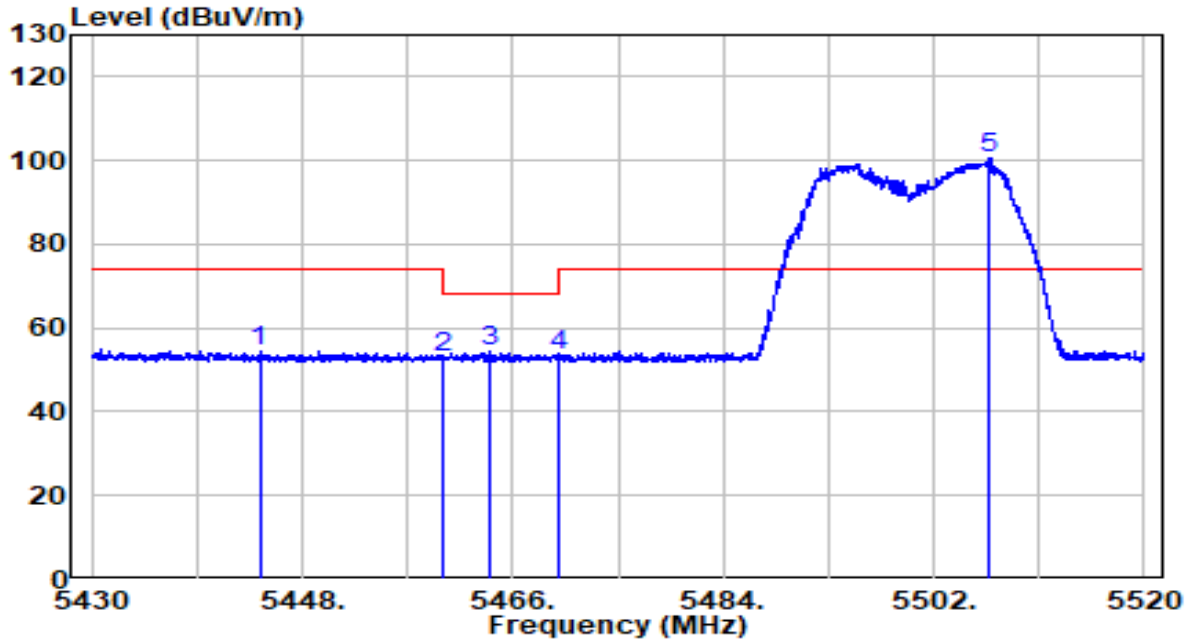

No		Frequency (MHz)	Reading (dBuV)	C.F (dB)	Measurement (dBuV/m)	Margin (dB)	Limit (dBuV/m)	Remark (QP/PK/AV)
1		5444.355	34.09	20.21	54.30	-19.70	74.00	Peak
2		5460.000	32.87	20.23	53.10	-15.10	68.20	Peak
3		5464.065	34.00	20.23	54.24	-13.96	68.20	Peak
4		5470.000	33.23	20.24	53.46	-14.74	68.20	Peak
5	*	5506.635	80.50	20.29	100.80	N/A	N/A	Peak

Note:

1. " *", means this data is the worst emission level.
2. C.F (Correction Factor) = Antenna Factor (dB)+ Cable Loss (dB)- Preamplifier(dB)+ 16dB Attenuation.
3. Measurement(dBuV/m) = Reading(dBuV) + C.F (Correction Factor).
4.The emission levels of other frequencies are very lower than the limit and not show in test report.

EUT	AX5400 Wi-Fi 6 Router	Date of Test	2020-10-21
Factor	BBHA 9120D (1GHz~18GHz)_2020	Temp. / Humidity	24.2℃/50%
Polarity	Horizontal	Site / Test Engineer	AC1 / Jay Chu
Test Mode	Transmit by 802.11ax-HE20 at Channel 5500MHz (Beamforming Mode)	Test Voltage	120V/60Hz

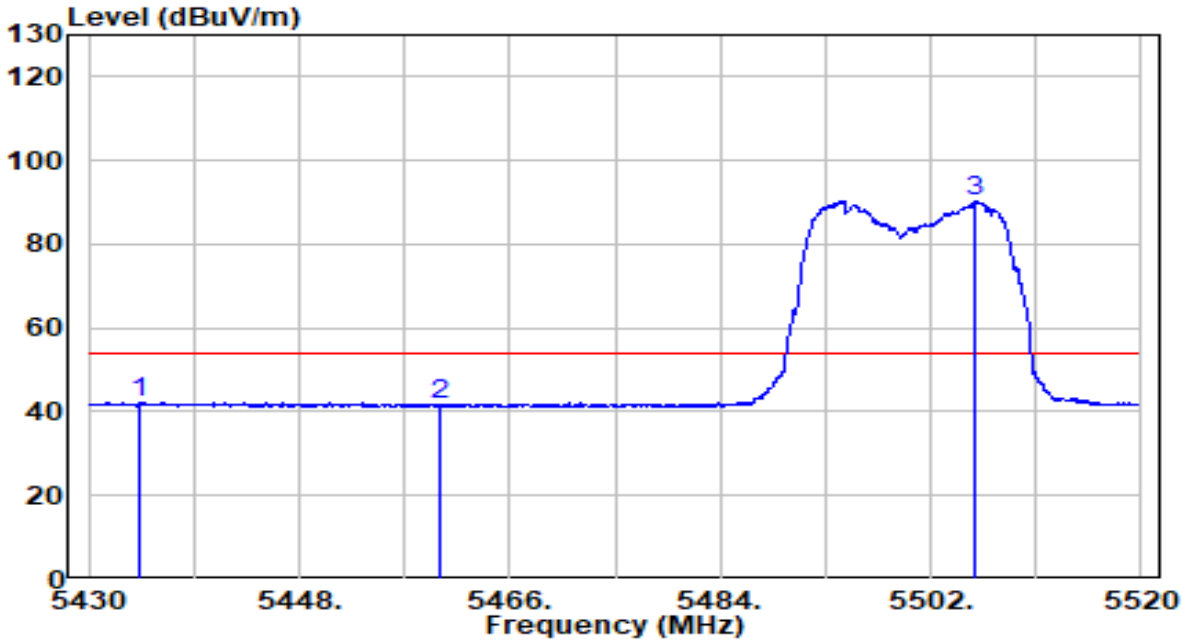

No		Frequency (MHz)	Reading (dBuV)	C.F (dB)	Measurement (dBuV/m)	Margin (dB)	Limit (dBuV/m)	Remark (QP/PK/AV)
1		5434.410	21.99	20.20	42.19	-11.81	54.00	Average
2		5460.000	21.43	20.23	41.66	-12.34	54.00	Average
3	*	5505.690	69.83	20.29	90.12	N/A	N/A	Average

Note:

1. " *", means this data is the worst emission level.
2. C.F (Correction Factor) = Antenna Factor (dB)+ Cable Loss (dB)- Preamplifier(dB)+ 16dB Attenuation.
3. Measurement(dBuV/m) = Reading(dBuV) + C.F (Correction Factor).
4.The emission levels of other frequencies are very lower than the limit and not show in test report.

EUT	AX5400 Wi-Fi 6 Router	Date of Test	2020-10-21
Factor	BBHA 9120D (1GHz~18GHz)_2020	Temp. / Humidity	24.2℃/50%
Polarity	Vertical	Site / Test Engineer	AC1 / Jay Chu
Test Mode	Transmit by 802.11ax-HE20 at Channel 5500MHz (Beamforming Mode)	Test Voltage	120V/60Hz

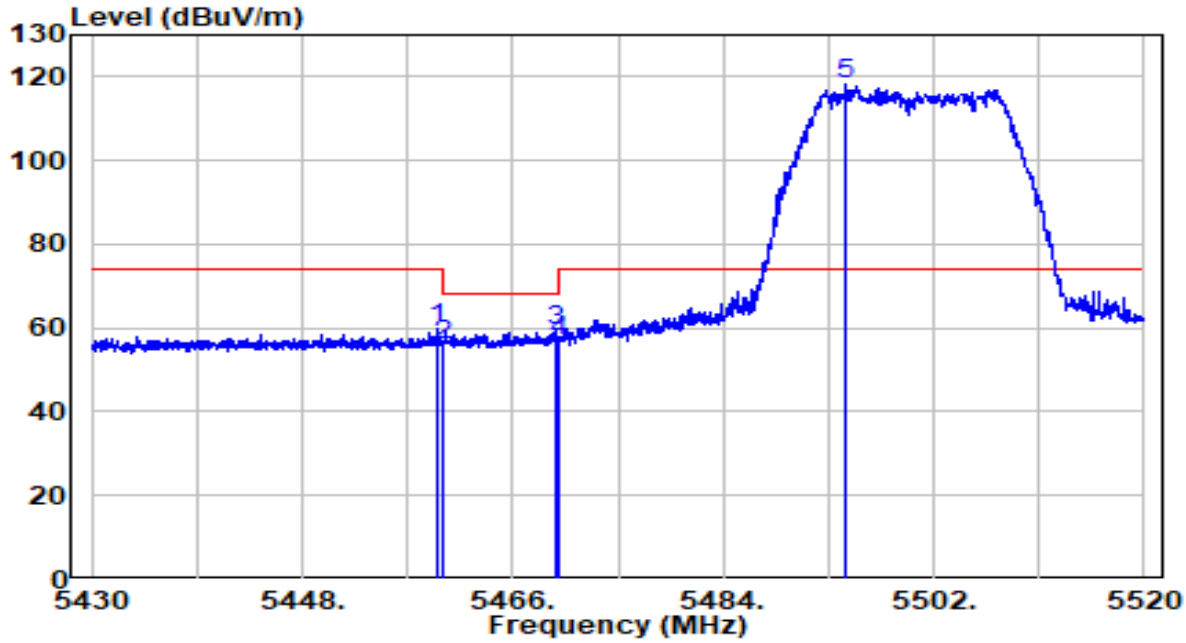

No		Frequency (MHz)	Reading (dBuV)	C.F (dB)	Measurement (dBuV/m)	Margin (dB)	Limit (dBuV/m)	Remark (QP/PK/AV)
1		5459.475	39.52	20.23	59.75	-14.25	74.00	Peak
2		5460.000	35.84	20.23	56.07	-12.13	68.20	Peak
3		5469.690	38.96	20.24	59.20	-9.00	68.20	Peak
4		5470.000	36.77	20.24	57.01	-11.19	68.20	Peak
5	*	5494.395	97.80	20.26	118.06	N/A	N/A	Peak

Note:

1. " *", means this data is the worst emission level.
2. C.F (Correction Factor) = Antenna Factor (dB)+ Cable Loss (dB)- Preamplifier(dB)+ 16dB Attenuation.
3. Measurement(dBuV/m) = Reading(dBuV) + C.F (Correction Factor).
4.The emission levels of other frequencies are very lower than the limit and not show in test report.

EUT	AX5400 Wi-Fi 6 Router	Date of Test	2020-10-21
Factor	BBHA 9120D (1GHz~18GHz)_2020	Temp. / Humidity	24.2℃/50%
Polarity	Vertical	Site / Test Engineer	AC1 / Jay Chu
Test Mode	Transmit by 802.11ax-HE20 at Channel 5500MHz (Beamforming Mode)	Test Voltage	120V/60Hz

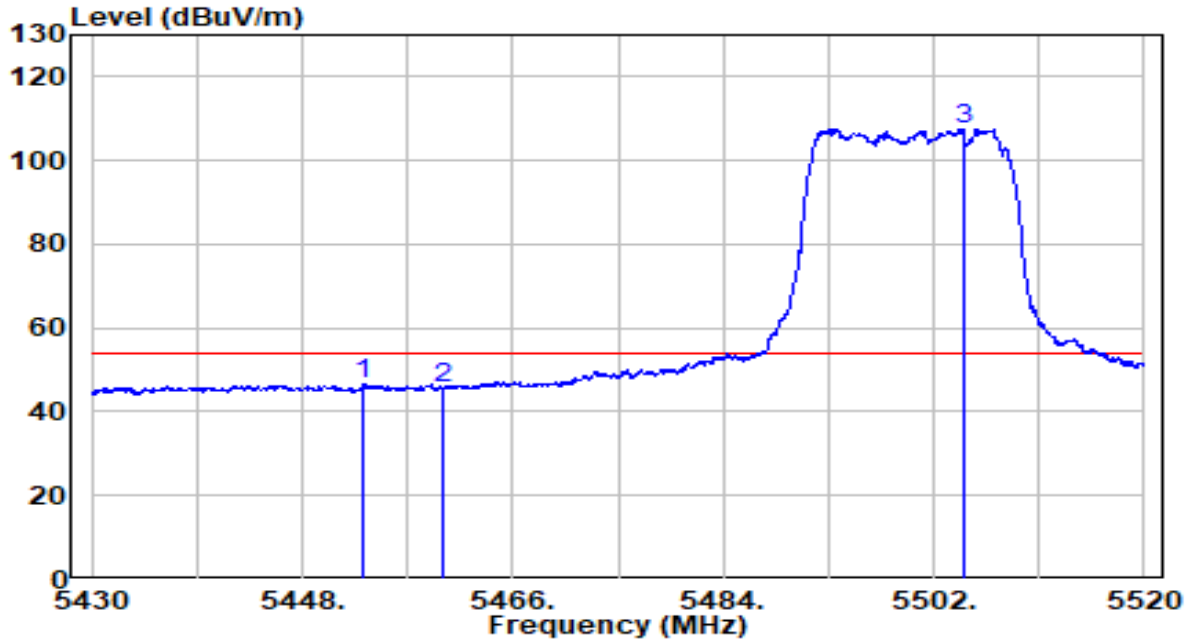

No		Frequency (MHz)	Reading (dBuV)	C.F (dB)	Measurement (dBuV/m)	Margin (dB)	Limit (dBuV/m)	Remark (QP/PK/AV)
1		5453.265	26.46	20.22	46.68	-7.32	54.00	Average
2		5460.000	25.20	20.23	45.43	-8.57	54.00	Average
3	*	5504.655	87.35	20.29	107.63	N/A	N/A	Average

Note:

1. " *", means this data is the worst emission level.
2. C.F (Correction Factor) = Antenna Factor (dB)+ Cable Loss (dB)- Preamplifier(dB)+ 16dB Attenuation.
3. Measurement(dBuV/m) = Reading(dBuV) + C.F (Correction Factor).
4.The emission levels of other frequencies are very lower than the limit and not show in test report.

EUT	AX5400 Wi-Fi 6 Router	Date of Test	2020-10-21
Factor	BBHA 9120D (1GHz~18GHz)_2020	Temp. / Humidity	24.2℃/50%
Polarity	Horizontal	Site / Test Engineer	AC1 / Jay Chu
Test Mode	Transmit by 802.11ax-HE20 at Channel 5700MHz (Beamforming Mode)	Test Voltage	120V/60Hz

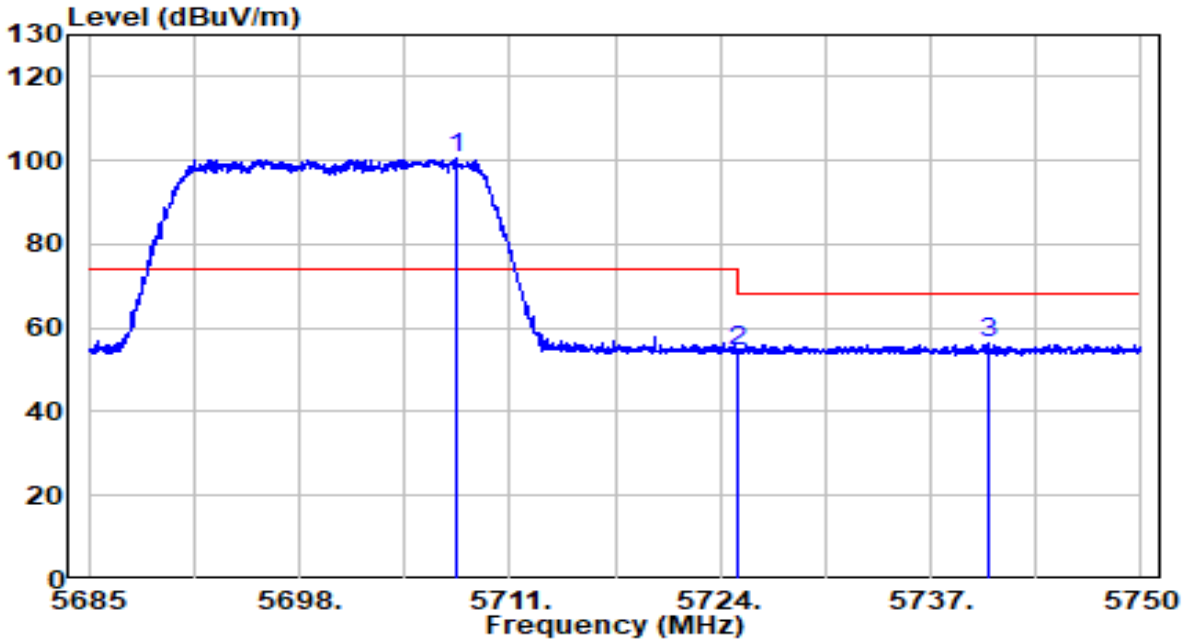

No		Frequency (MHz)	Reading (dBuV)	C.F (dB)	Measurement (dBuV/m)	Margin (dB)	Limit (dBuV/m)	Remark (QP/PK/AV)
1	*	5707.652	79.53	20.94	100.47	N/A	N/A	Peak
2		5725.000	33.46	21.00	54.46	-13.74	68.20	Peak
3		5740.640	35.22	21.05	56.27	-11.93	68.20	Peak

Note:

1. " *", means this data is the worst emission level.
2. C.F (Correction Factor) = Antenna Factor (dB)+ Cable Loss (dB)- Preamplifier(dB)+ 16dB Attenuation.
3. Measurement(dBuV/m) = Reading(dBuV) + C.F (Correction Factor).
4.The emission levels of other frequencies are very lower than the limit and not show in test report.

EUT	AX5400 Wi-Fi 6 Router	Date of Test	2020-10-21
Factor	BBHA 9120D (1GHz~18GHz)_2020	Temp. / Humidity	24.2℃/50%
Polarity	Vertical	Site / Test Engineer	AC1 / Jay Chu
Test Mode	Transmit by 802.11ax-HE20 at Channel 5700MHz (Beamforming Mode)	Test Voltage	120V/60Hz

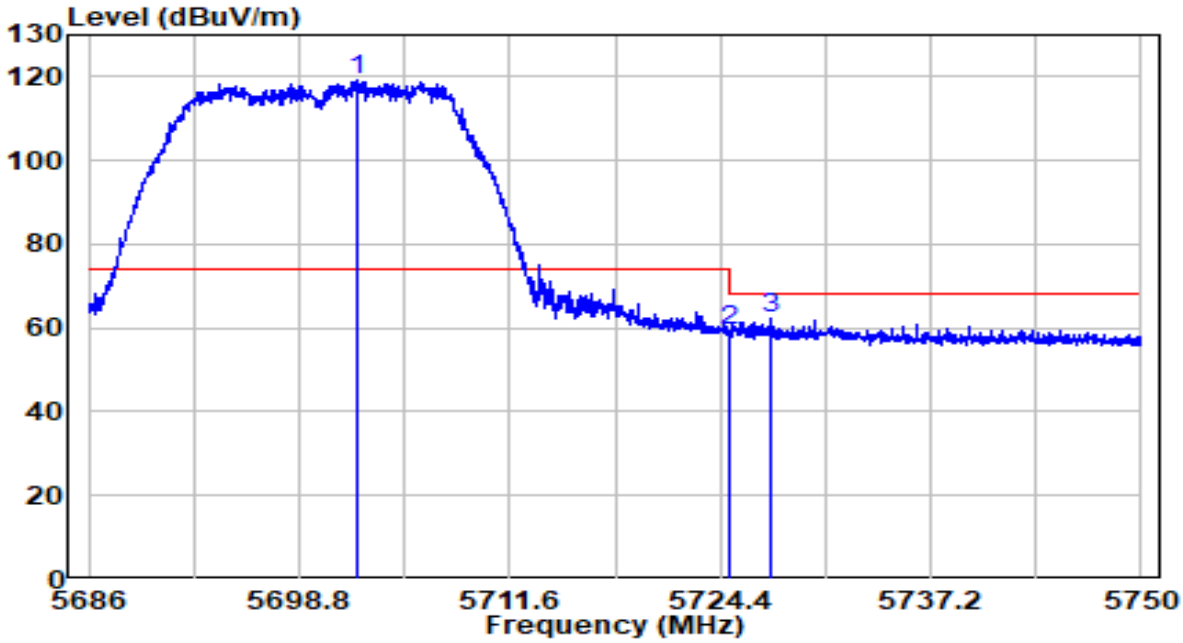

No		Frequency (MHz)	Reading (dBuV)	C.F (dB)	Measurement (dBuV/m)	Margin (dB)	Limit (dBuV/m)	Remark (QP/PK/AV)
1	*	5702.352	98.20	20.93	119.13	N/A	N/A	Peak
2		5725.000	38.48	21.00	59.48	-8.72	68.20	Peak
3		5727.536	41.15	21.01	62.16	-6.04	68.20	Peak

Note:

1. " *", means this data is the worst emission level.
2. C.F (Correction Factor) = Antenna Factor (dB)+ Cable Loss (dB)- Preamplifier(dB)+ 16dB Attenuation.
3. Measurement(dBuV/m) = Reading(dBuV) + C.F (Correction Factor).
4.The emission levels of other frequencies are very lower than the limit and not show in test report.

EUT	AX5400 Wi-Fi 6 Router	Date of Test	2020-10-21
Factor	BBHA 9120D (1GHz~18GHz)_2020	Temp. / Humidity	24.2℃/50%
Polarity	Horizontal	Site / Test Engineer	AC1 / Jay Chu
Test Mode	Transmit by 802.11ax-HE20 at Channel 5745MHz (Beamforming Mode)	Test Voltage	120V/60Hz

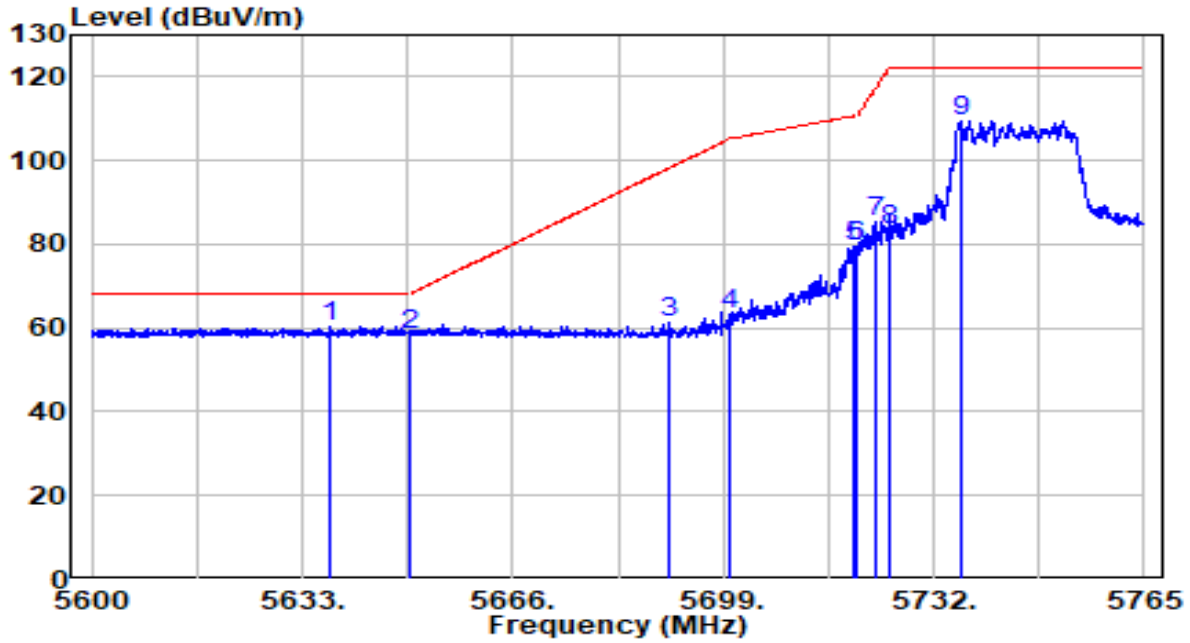

No		Frequency (MHz)	Reading (dBuV)	C.F (dB)	Measurement (dBuV/m)	Margin (dB)	Limit (dBuV/m)	Remark (QP/PK/AV)
1	*	5637.538	39.84	20.72	60.56	-7.64	68.20	Peak
2		5650.000	37.70	20.76	58.46	-9.74	68.20	Peak
3		5690.420	40.25	20.89	61.13	-37.00	98.14	Peak
4		5700.000	42.49	20.92	63.40	-41.80	105.20	Peak
5		5719.377	58.42	20.98	79.40	-31.23	110.63	Peak
6		5720.000	58.41	20.98	79.39	-31.41	110.80	Peak
7		5722.925	64.34	20.99	85.33	-32.14	117.47	Peak
8		5725.000	62.25	21.00	83.25	-38.95	122.20	Peak
9		5736.290	88.33	21.04	109.37	N/A	N/A	Peak

Note:

1. " *", means this data is the worst emission level.
2. C.F (Correction Factor) = Antenna Factor (dB)+ Cable Loss (dB)- Preamplifier(dB)+ 16dB Attenuation.
3. Measurement(dBuV/m) = Reading(dBuV) + C.F (Correction Factor).
4.The emission levels of other frequencies are very lower than the limit and not show in test report.

EUT	AX5400 Wi-Fi 6 Router	Date of Test	2020-10-21
Factor	BBHA 9120D (1GHz~18GHz)_2020	Temp. / Humidity	24.2℃/50%
Polarity	Vertical	Site / Test Engineer	AC1 / Jay Chu
Test Mode	Transmit by 802.11ax-HE20 at Channel 5745MHz (Beamforming Mode)	Test Voltage	120V/60Hz

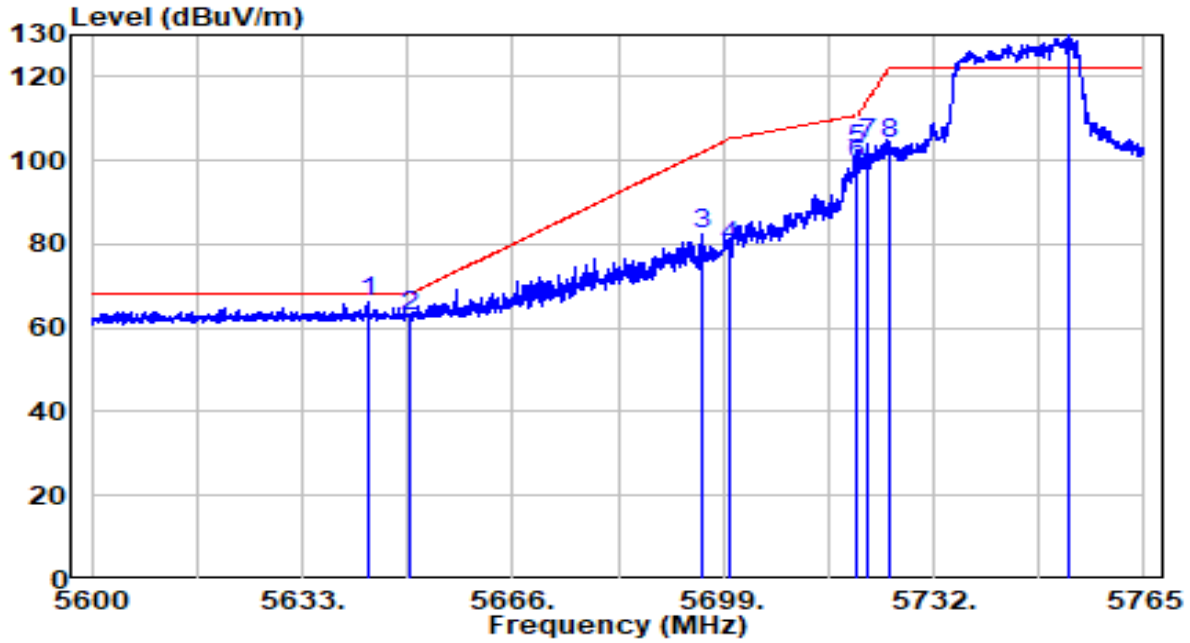

No		Frequency (MHz)	Reading (dBuV)	C.F (dB)	Measurement (dBuV/m)	Margin (dB)	Limit (dBuV/m)	Remark (QP/PK/AV)
1		5643.313	45.39	20.73	66.12	-2.08	68.20	Peak
2		5650.000	42.10	20.76	62.85	-5.35	68.20	Peak
3		5695.783	61.47	20.90	82.37	-19.72	102.09	Peak
4		5700.000	58.45	20.92	79.37	-25.83	105.20	Peak
5		5719.708	81.46	20.98	102.44	-8.28	110.72	Peak
6		5720.000	78.17	20.98	99.15	-11.65	110.80	Peak
7		5721.688	82.82	20.99	103.81	-10.84	114.65	Peak
8		5725.000	83.18	21.00	104.18	-18.02	122.20	Peak
9	*	5753.038	108.71	21.09	129.80	N/A	N/A	Peak

Note:

1. " *", means this data is the worst emission level.
2. C.F (Correction Factor) = Antenna Factor (dB)+ Cable Loss (dB)- Preamplifier(dB)+ 16dB Attenuation.
3. Measurement(dBuV/m) = Reading(dBuV) + C.F (Correction Factor).
4.The emission levels of other frequencies are very lower than the limit and not show in test report.

EUT	AX5400 Wi-Fi 6 Router	Date of Test	2020-10-21
Factor	BBHA 9120D (1GHz~18GHz)_2020	Temp. / Humidity	24.2℃/50%
Polarity	Horizontal	Site / Test Engineer	AC1 / Jay Chu
Test Mode	Transmit by 802.11ax-HE20 at Channel 5825MHz (Beamforming Mode)	Test Voltage	120V/60Hz

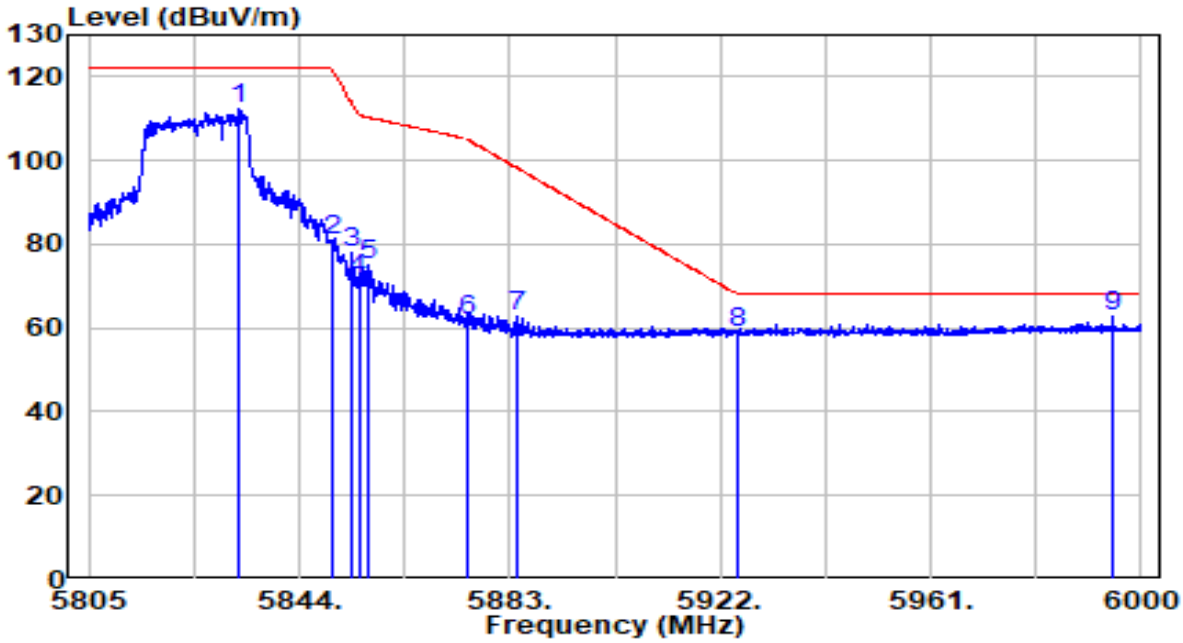

No		Frequency (MHz)	Reading (dBuV)	C.F (dB)	Measurement (dBuV/m)	Margin (dB)	Limit (dBuV/m)	Remark (QP/PK/AV)
1		5832.592	90.88	21.35	112.23	N/A	N/A	Peak
2		5850.000	59.31	21.40	80.71	-41.49	122.20	Peak
3		5853.848	56.75	21.42	78.17	-35.26	113.43	Peak
4		5855.000	49.99	21.42	71.41	-39.39	110.80	Peak
5		5856.578	53.67	21.43	75.10	-35.26	110.36	Peak
6		5875.000	40.16	21.49	61.64	-43.56	105.20	Peak
7		5884.365	41.17	21.52	62.69	-35.56	98.25	Peak
8		5925.000	37.23	21.65	58.88	-9.32	68.20	Peak
9	*	5994.638	40.78	21.87	62.65	-5.55	68.20	Peak

Note:

1. " *", means this data is the worst emission level.
2. C.F (Correction Factor) = Antenna Factor (dB)+ Cable Loss (dB)- Preamplifier(dB)+ 16dB Attenuation.
3. Measurement(dBuV/m) = Reading(dBuV) + C.F (Correction Factor).
4.The emission levels of other frequencies are very lower than the limit and not show in test report.

EUT	AX5400 Wi-Fi 6 Router	Date of Test	2020-10-21
Factor	BBHA 9120D (1GHz~18GHz)_2020	Temp. / Humidity	24.2℃/50%
Polarity	Vertical	Site / Test Engineer	AC1 / Jay Chu
Test Mode	Transmit by 802.11ax-HE20 at Channel 5825MHz (Beamforming Mode)	Test Voltage	120V/60Hz

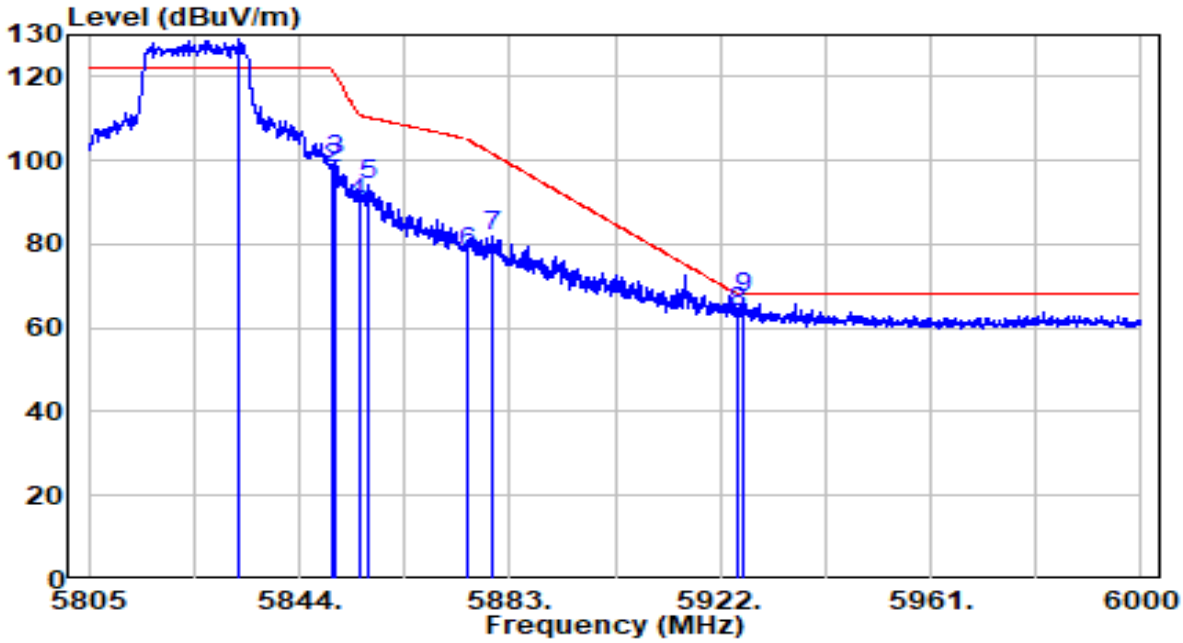

No		Frequency (MHz)	Reading (dBuV)	C.F (dB)	Measurement (dBuV/m)	Margin (dB)	Limit (dBuV/m)	Remark (QP/PK/AV)
1	*	5832.690	107.51	21.35	128.86	N/A	N/A	Peak
2		5850.000	76.89	21.40	98.29	-23.91	122.20	Peak
3		5850.533	78.60	21.41	100.01	-20.98	120.98	Peak
4		5855.000	68.44	21.42	89.86	-20.94	110.80	Peak
5		5856.675	72.72	21.43	94.14	-16.19	110.33	Peak
6		5875.000	56.51	21.49	78.00	-27.20	105.20	Peak
7		5879.587	60.57	21.50	82.07	-19.72	101.79	Peak
8		5925.000	41.92	21.65	63.57	-4.63	68.20	Peak
9		5926.095	45.65	21.65	67.30	-0.90	68.20	Peak

Note:

1. " *", means this data is the worst emission level.
2. C.F (Correction Factor) = Antenna Factor (dB)+ Cable Loss (dB)- Preamplifier(dB)+ 16dB Attenuation.
3. Measurement(dBuV/m) = Reading(dBuV) + C.F (Correction Factor).
4.The emission levels of other frequencies are very lower than the limit and not show in test report.

EUT	AX5400 Wi-Fi 6 Router	Date of Test	2020-10-21
Factor	BBHA 9120D (1GHz~18GHz)_2020	Temp. / Humidity	24.2℃/50%
Polarity	Horizontal	Site / Test Engineer	AC1 / Jay Chu
Test Mode	Transmit by 802.11ax-HE40 at Channel 5190MHz (Beamforming Mode)	Test Voltage	120V/60Hz

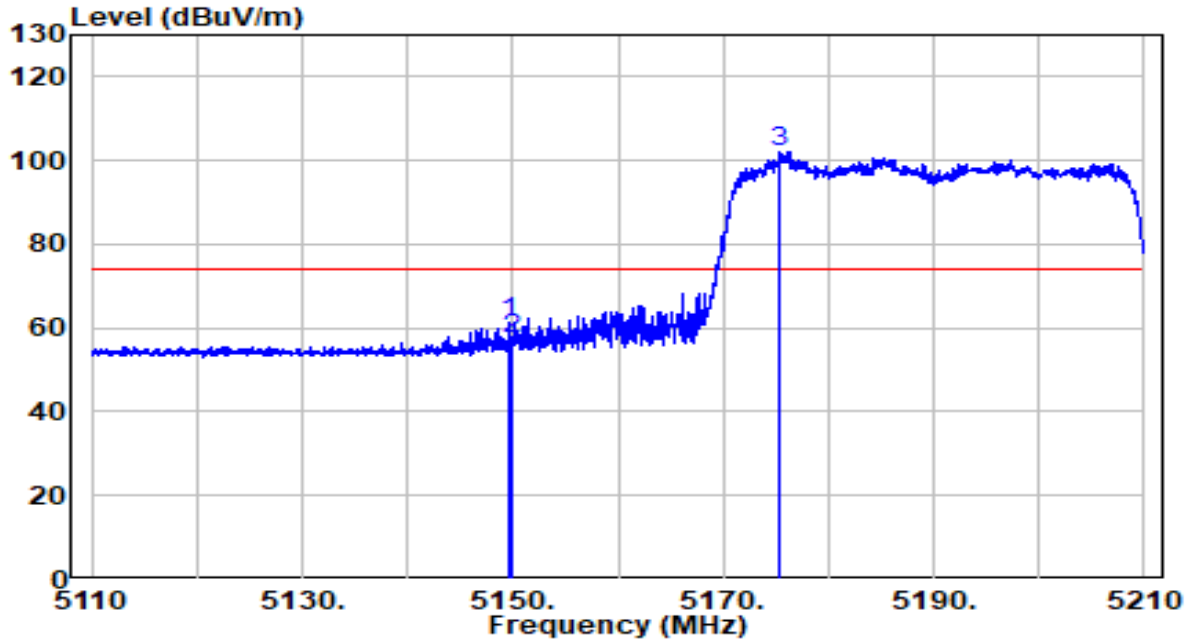

No		Frequency (MHz)	Reading (dBuV)	C.F (dB)	Measurement (dBuV/m)	Margin (dB)	Limit (dBuV/m)	Remark (QP/PK/AV)
1		5149.650	41.30	19.91	61.21	-12.79	74.00	Peak
2		5150.000	37.68	19.91	57.59	-16.41	74.00	Peak
3	*	5175.350	82.03	19.93	101.96	N/A	N/A	Peak

Note:

1. " *", means this data is the worst emission level.
2. C.F (Correction Factor) = Antenna Factor (dB)+ Cable Loss (dB)- Preamplifier(dB)+ 16dB Attenuation.
3. Measurement(dBuV/m) = Reading(dBuV) + C.F (Correction Factor).
4.The emission levels of other frequencies are very lower than the limit and not show in test report.

EUT	AX5400 Wi-Fi 6 Router	Date of Test	2020-10-21
Factor	BBHA 9120D (1GHz~18GHz)_2020	Temp. / Humidity	24.2℃/50%
Polarity	Horizontal	Site / Test Engineer	AC1 / Jay Chu
Test Mode	Transmit by 802.11ax-HE40 at Channel 5190MHz (Beamforming Mode)	Test Voltage	120V/60Hz

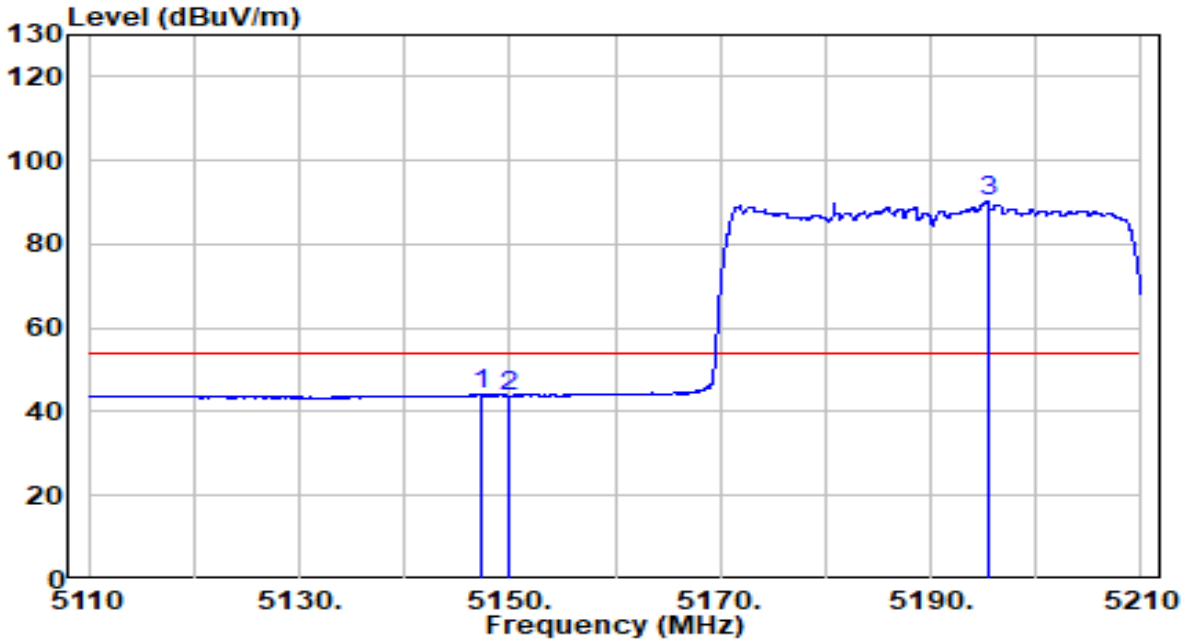

No		Frequency (MHz)	Reading (dBuV)	C.F (dB)	Measurement (dBuV/m)	Margin (dB)	Limit (dBuV/m)	Remark (QP/PK/AV)
1		5147.200	24.28	19.90	44.18	-9.82	54.00	Average
2		5150.000	23.88	19.91	43.79	-10.21	54.00	Average
3	*	5195.400	70.41	19.95	90.36	N/A	N/A	Average

Note:

1. " *", means this data is the worst emission level.
2. C.F (Correction Factor) = Antenna Factor (dB)+ Cable Loss (dB)- Preamplifier(dB)+ 16dB Attenuation.
3. Measurement(dBuV/m) = Reading(dBuV) + C.F (Correction Factor).
4.The emission levels of other frequencies are very lower than the limit and not show in test report.

EUT	AX5400 Wi-Fi 6 Router	Date of Test	2020-10-21
Factor	BBHA 9120D (1GHz~18GHz)_2020	Temp. / Humidity	24.2℃/50%
Polarity	Vertical	Site / Test Engineer	AC1 / Jay Chu
Test Mode	Transmit by 802.11ax-HE40 at Channel 5190MHz (Beamforming Mode)	Test Voltage	120V/60Hz

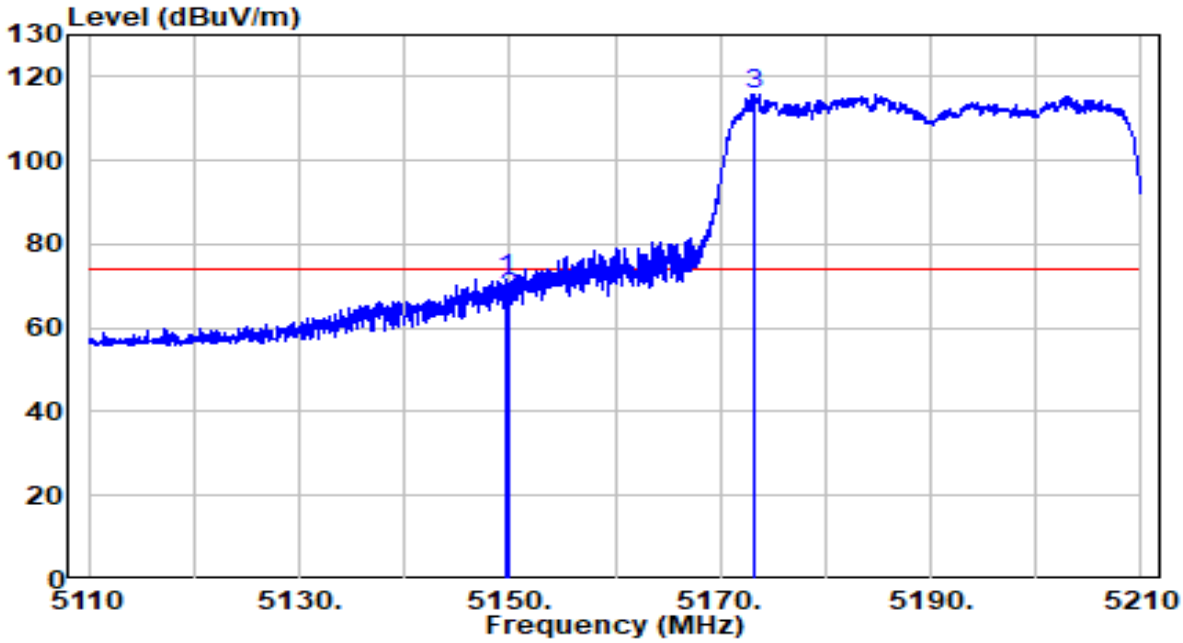

No		Frequency (MHz)	Reading (dBuV)	C.F (dB)	Measurement (dBuV/m)	Margin (dB)	Limit (dBuV/m)	Remark (QP/PK/AV)
1		5149.600	51.80	19.91	71.71	-2.29	74.00	Peak
2		5150.000	47.37	19.91	67.28	-6.72	74.00	Peak
3	*	5173.150	95.73	19.93	115.66	N/A	N/A	Peak

Note:

1. " *", means this data is the worst emission level.
2. C.F (Correction Factor) = Antenna Factor (dB)+ Cable Loss (dB)- Preamplifier(dB)+ 16dB Attenuation.
3. Measurement(dBuV/m) = Reading(dBuV) + C.F (Correction Factor).
4.The emission levels of other frequencies are very lower than the limit and not show in test report.

EUT	AX5400 Wi-Fi 6 Router	Date of Test	2020-10-21
Factor	BBHA 9120D (1GHz~18GHz)_2020	Temp. / Humidity	24.2℃/50%
Polarity	Vertical	Site / Test Engineer	AC1 / Jay Chu
Test Mode	Transmit by 802.11ax-HE40 at Channel 5190MHz (Beamforming Mode)	Test Voltage	120V/60Hz

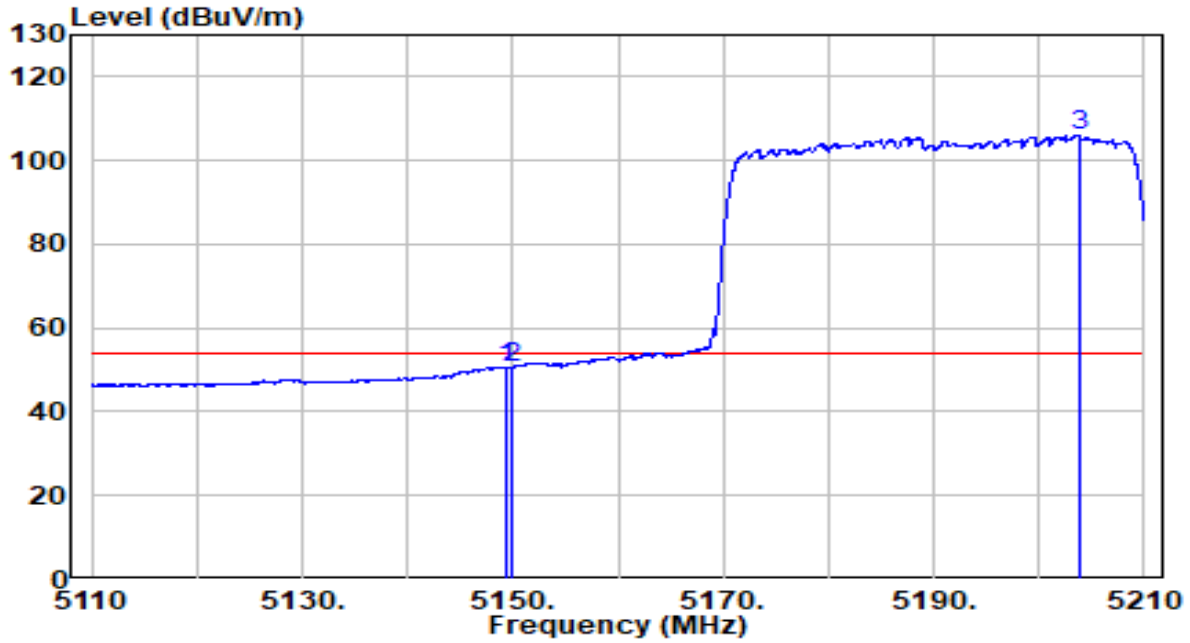

No		Frequency (MHz)	Reading (dBuV)	C.F (dB)	Measurement (dBuV/m)	Margin (dB)	Limit (dBuV/m)	Remark (QP/PK/AV)
1		5149.400	30.86	19.91	50.77	-3.23	54.00	Average
2		5150.000	30.71	19.91	50.62	-3.38	54.00	Average
3	*	5203.850	86.08	19.96	106.04	N/A	N/A	Average

Note:

1. " *", means this data is the worst emission level.
2. C.F (Correction Factor) = Antenna Factor (dB)+ Cable Loss (dB)- Preamplifier(dB)+ 16dB Attenuation.
3. Measurement(dBuV/m) = Reading(dBuV) + C.F (Correction Factor).
4.The emission levels of other frequencies are very lower than the limit and not show in test report.

EUT	AX5400 Wi-Fi 6 Router	Date of Test	2020-10-21
Factor	BBHA 9120D (1GHz~18GHz)_2020	Temp. / Humidity	24.2℃/50%
Polarity	Horizontal	Site / Test Engineer	AC1 / Jay Chu
Test Mode	Transmit by 802.11ax-HE40 at Channel 5230MHz (Beamforming Mode)	Test Voltage	120V/60Hz

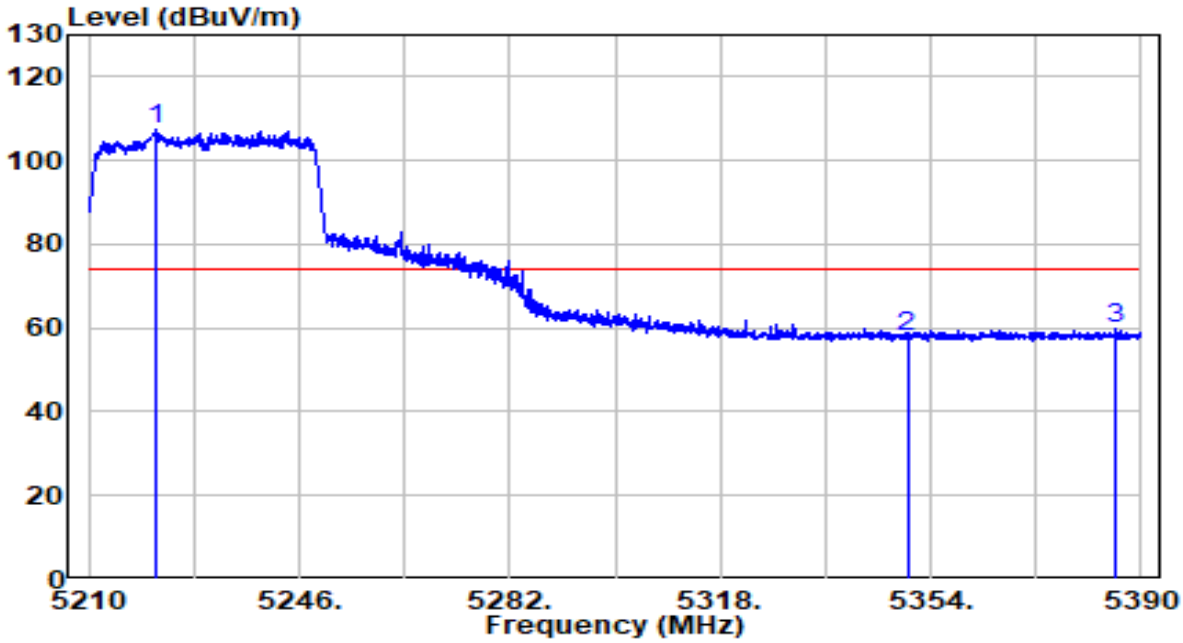

No		Frequency (MHz)	Reading (dBuV)	C.F (dB)	Measurement (dBuV/m)	Margin (dB)	Limit (dBuV/m)	Remark (QP/PK/AV)
1	*	5221.340	87.28	19.98	107.26	N/A	N/A	Peak
2		5350.000	37.95	20.11	58.07	-15.93	74.00	Peak
3		5385.770	39.69	20.15	59.84	-14.16	74.00	Peak

Note:

1. " *", means this data is the worst emission level.
2. C.F (Correction Factor) = Antenna Factor (dB)+ Cable Loss (dB)- Preamplifier(dB)+ 16dB Attenuation.
3. Measurement(dBuV/m) = Reading(dBuV) + C.F (Correction Factor).
4.The emission levels of other frequencies are very lower than the limit and not show in test report.

EUT	AX5400 Wi-Fi 6 Router	Date of Test	2020-10-21
Factor	BBHA 9120D (1GHz~18GHz)_2020	Temp. / Humidity	24.2℃/50%
Polarity	Horizontal	Site / Test Engineer	AC1 / Jay Chu
Test Mode	Transmit by 802.11ax-HE40 at Channel 5230MHz (Beamforming Mode)	Test Voltage	120V/60Hz

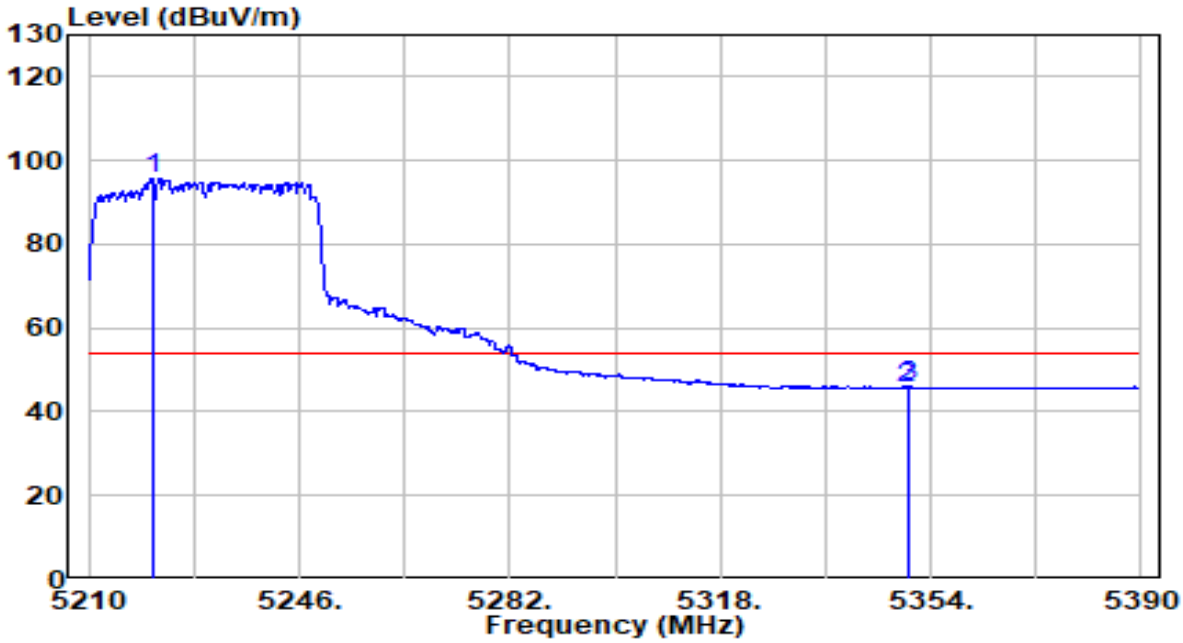

No		Frequency (MHz)	Reading (dBuV)	C.F (dB)	Measurement (dBuV/m)	Margin (dB)	Limit (dBuV/m)	Remark (QP/PK/AV)
1	*	5220.980	75.87	19.98	95.85	N/A	N/A	Average
2		5350.000	25.61	20.11	45.72	-8.28	54.00	Average
3		5350.400	25.81	20.11	45.92	-8.08	54.00	Average

Note:

1. " *", means this data is the worst emission level.
2. C.F (Correction Factor) = Antenna Factor (dB)+ Cable Loss (dB)- Preamplifier(dB)+ 16dB Attenuation.
3. Measurement(dBuV/m) = Reading(dBuV) + C.F (Correction Factor).
4.The emission levels of other frequencies are very lower than the limit and not show in test report.

EUT	AX5400 Wi-Fi 6 Router	Date of Test	2020-10-21
Factor	BBHA 9120D (1GHz~18GHz)_2020	Temp. / Humidity	24.2℃/50%
Polarity	Vertical	Site / Test Engineer	AC1 / Jay Chu
Test Mode	Transmit by 802.11ax-HE40 at Channel 5230MHz (Beamforming Mode)	Test Voltage	120V/60Hz

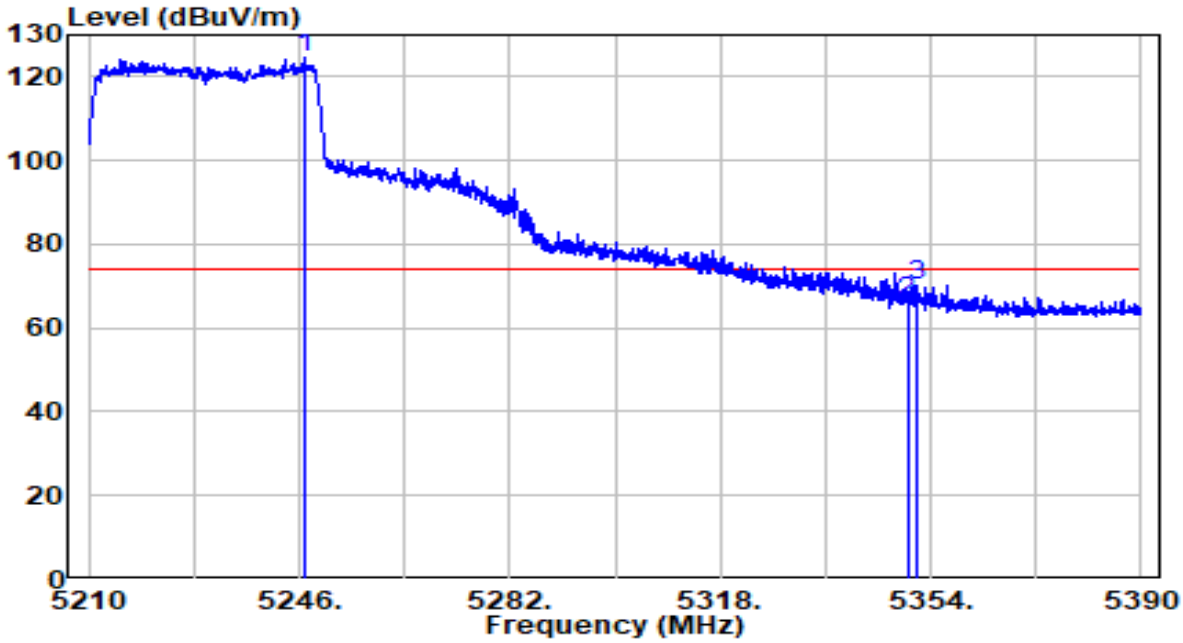

No		Frequency (MHz)	Reading (dBuV)	C.F (dB)	Measurement (dBuV/m)	Margin (dB)	Limit (dBuV/m)	Remark (QP/PK/AV)
1	*	5246.900	104.66	20.01	124.66	N/A	N/A	Peak
2		5350.000	45.99	20.11	66.11	-7.89	74.00	Peak
3		5351.660	50.20	20.12	70.31	-3.69	74.00	Peak

Note:

1. " *", means this data is the worst emission level.
2. C.F (Correction Factor) = Antenna Factor (dB)+ Cable Loss (dB)- Preamplifier(dB)+ 16dB Attenuation.
3. Measurement(dBuV/m) = Reading(dBuV) + C.F (Correction Factor).
4.The emission levels of other frequencies are very lower than the limit and not show in test report.

EUT	AX5400 Wi-Fi 6 Router	Date of Test	2020-10-21
Factor	BBHA 9120D (1GHz~18GHz)_2020	Temp. / Humidity	24.2℃/50%
Polarity	Vertical	Site / Test Engineer	AC1 / Jay Chu
Test Mode	Transmit by 802.11ax-HE40 at Channel 5230MHz (Beamforming Mode)	Test Voltage	120V/60Hz

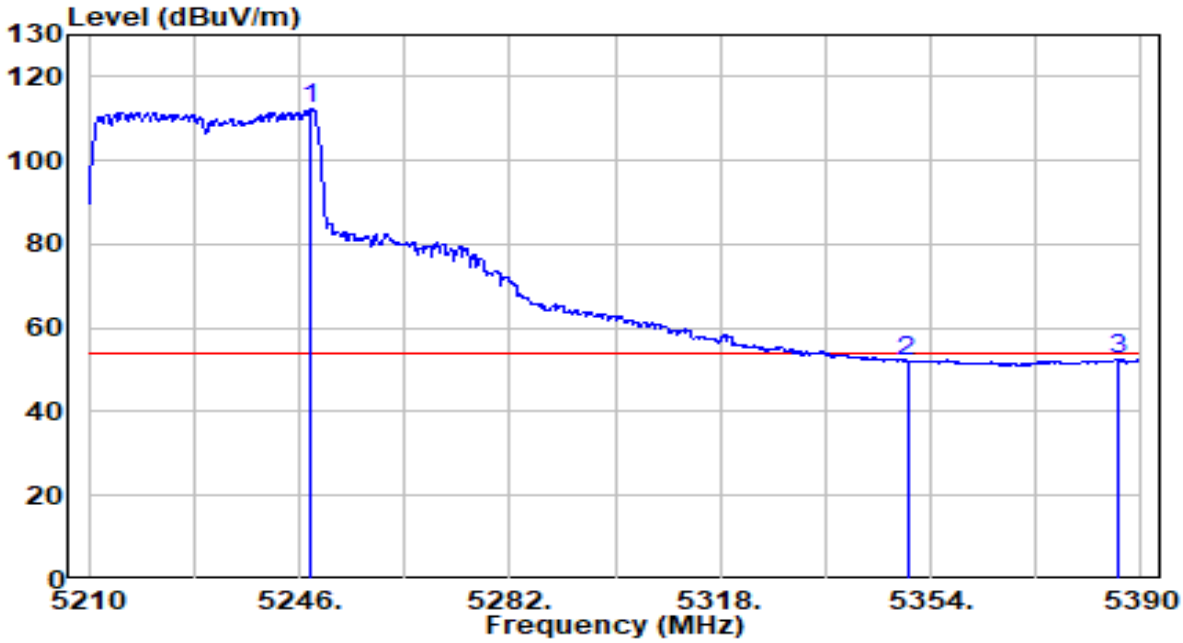

No		Frequency (MHz)	Reading (dBuV)	C.F (dB)	Measurement (dBuV/m)	Margin (dB)	Limit (dBuV/m)	Remark (QP/PK/AV)
1	*	5248.070	92.29	20.01	112.30	N/A	N/A	Average
2		5350.000	31.74	20.11	51.86	-2.14	54.00	Average
3		5386.130	32.55	20.15	52.70	-1.30	54.00	Average

Note:

1. " *", means this data is the worst emission level.
2. C.F (Correction Factor) = Antenna Factor (dB)+ Cable Loss (dB)- Preamplifier(dB)+ 16dB Attenuation.
3. Measurement(dBuV/m) = Reading(dBuV) + C.F (Correction Factor).
4.The emission levels of other frequencies are very lower than the limit and not show in test report.

EUT	AX5400 Wi-Fi 6 Router	Date of Test	2020-10-21
Factor	BBHA 9120D (1GHz~18GHz)_2020	Temp. / Humidity	24.2℃/50%
Polarity	Horizontal	Site / Test Engineer	AC1 / Jay Chu
Test Mode	Transmit by 802.11ax-HE40 at Channel 5310MHz (Beamforming Mode)	Test Voltage	120V/60Hz

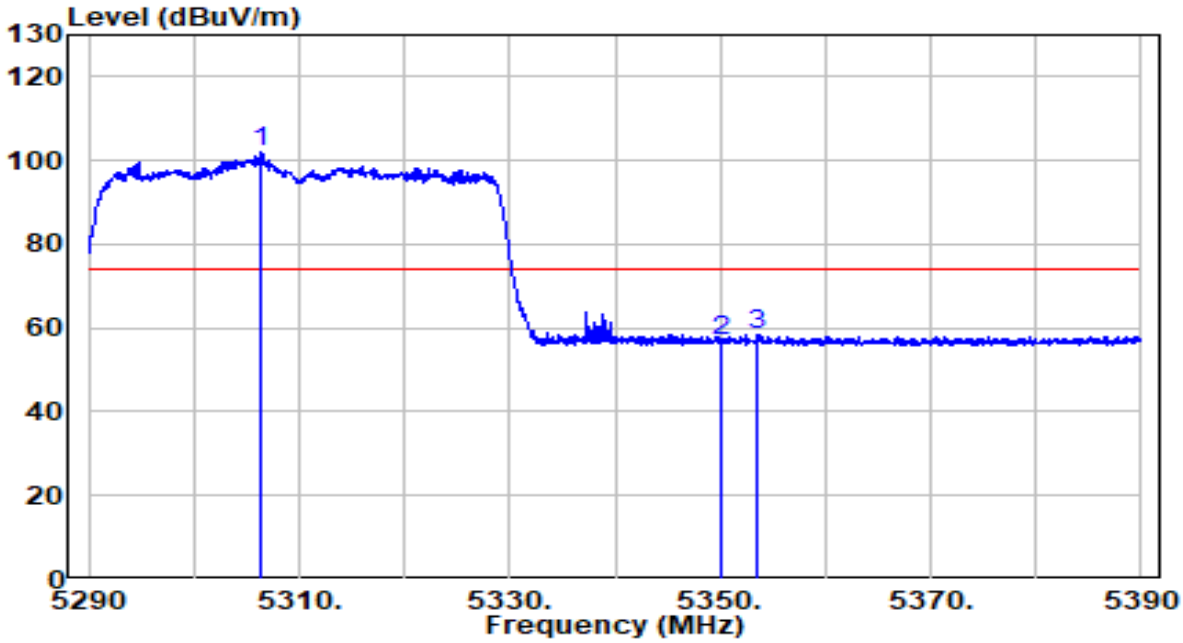

No		Frequency (MHz)	Reading (dBuV)	C.F (dB)	Measurement (dBuV/m)	Margin (dB)	Limit (dBuV/m)	Remark (QP/PK/AV)
1	*	5306.300	81.99	20.07	102.06	N/A	N/A	Peak
2		5350.000	36.57	20.11	56.68	-17.32	74.00	Peak
3		5353.550	38.30	20.12	58.42	-15.58	74.00	Peak

Note:

1. " *", means this data is the worst emission level.
2. C.F (Correction Factor) = Antenna Factor (dB)+ Cable Loss (dB)- Preamplifier(dB)+ 16dB Attenuation.
3. Measurement(dBuV/m) = Reading(dBuV) + C.F (Correction Factor).
4.The emission levels of other frequencies are very lower than the limit and not show in test report.

EUT	AX5400 Wi-Fi 6 Router	Date of Test	2020-10-21
Factor	BBHA 9120D (1GHz~18GHz)_2020	Temp. / Humidity	24.2℃/50%
Polarity	Horizontal	Site / Test Engineer	AC1 / Jay Chu
Test Mode	Transmit by 802.11ax-HE40 at Channel 5310MHz (Beamforming Mode)	Test Voltage	120V/60Hz

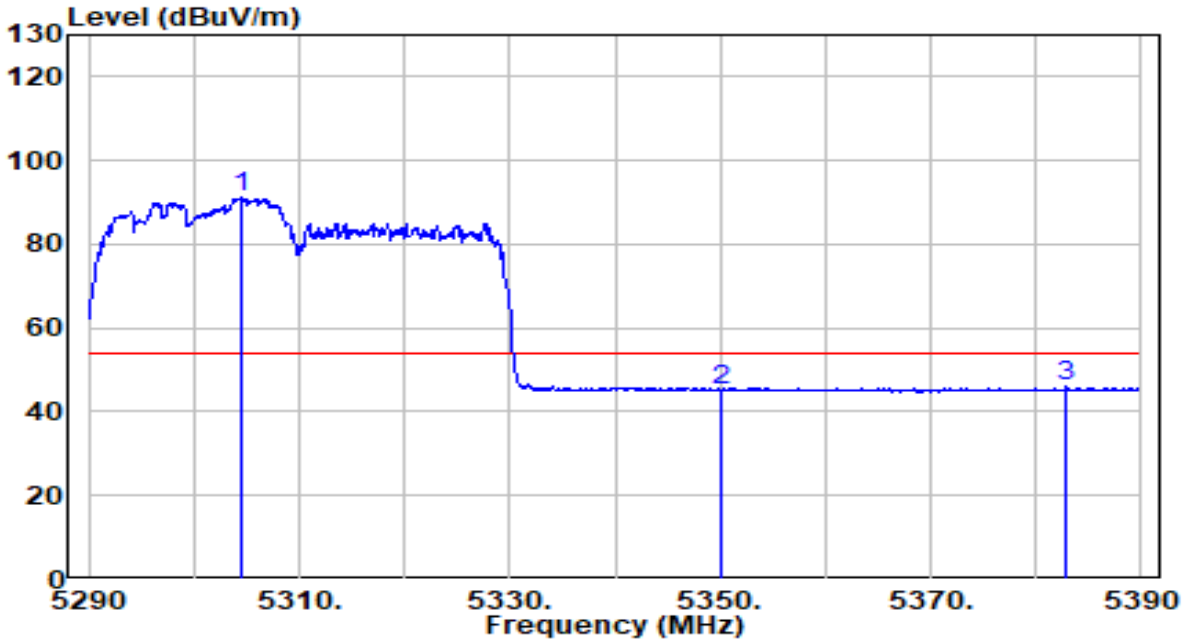

No		Frequency (MHz)	Reading (dBuV)	C.F (dB)	Measurement (dBuV/m)	Margin (dB)	Limit (dBuV/m)	Remark (QP/PK/AV)
1	*	5304.450	71.13	20.07	91.20	N/A	N/A	Average
2		5350.000	25.13	20.11	45.25	-8.75	54.00	Average
3		5382.900	25.75	20.15	45.90	-8.10	54.00	Average

Note:

1. " *", means this data is the worst emission level.
2. C.F (Correction Factor) = Antenna Factor (dB)+ Cable Loss (dB)- Preamplifier(dB)+ 16dB Attenuation.
3. Measurement(dBuV/m) = Reading(dBuV) + C.F (Correction Factor).
4.The emission levels of other frequencies are very lower than the limit and not show in test report.

EUT	AX5400 Wi-Fi 6 Router	Date of Test	2020-10-21
Factor	BBHA 9120D (1GHz~18GHz)_2020	Temp. / Humidity	24.2℃/50%
Polarity	Vertical	Site / Test Engineer	AC1 / Jay Chu
Test Mode	Transmit by 802.11ax-HE40 at Channel 5310MHz (Beamforming Mode)	Test Voltage	120V/60Hz

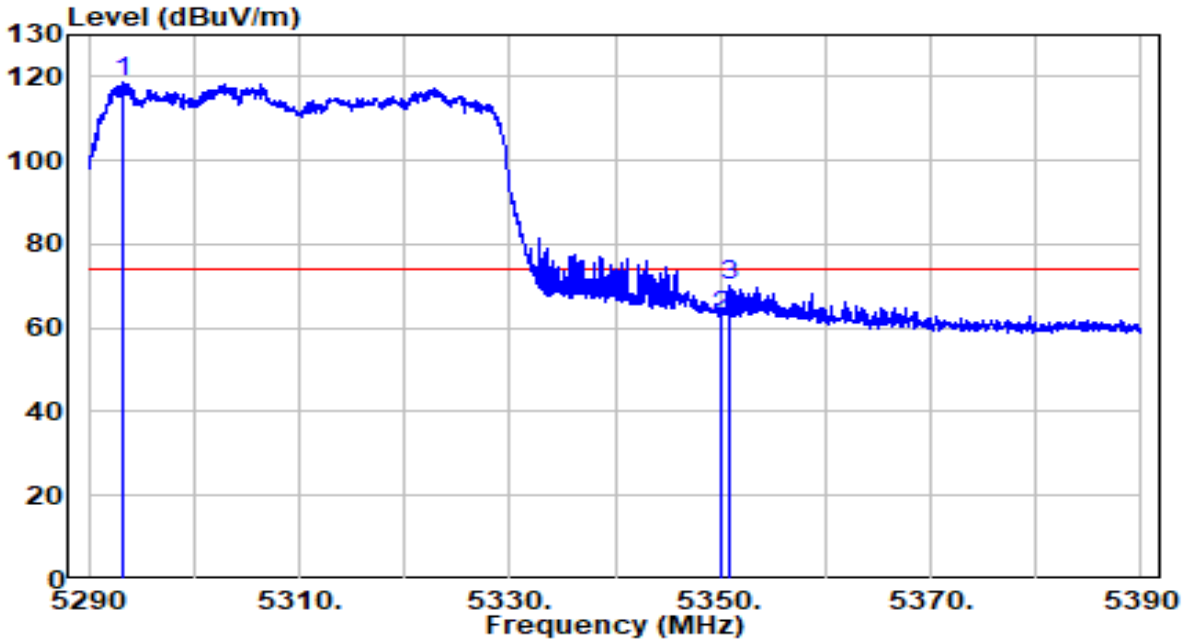

No		Frequency (MHz)	Reading (dBuV)	C.F (dB)	Measurement (dBuV/m)	Margin (dB)	Limit (dBuV/m)	Remark (QP/PK/AV)
1	*	5293.250	98.87	20.05	118.93	N/A	N/A	Peak
2		5350.000	42.89	20.11	63.01	-10.99	74.00	Peak
3		5350.950	49.95	20.11	70.06	-3.94	74.00	Peak

Note:

1. " *", means this data is the worst emission level.
2. C.F (Correction Factor) = Antenna Factor (dB)+ Cable Loss (dB)- Preamplifier(dB)+ 16dB Attenuation.
3. Measurement(dBuV/m) = Reading(dBuV) + C.F (Correction Factor).
4.The emission levels of other frequencies are very lower than the limit and not show in test report.

EUT	AX5400 Wi-Fi 6 Router	Date of Test	2020-10-21
Factor	BBHA 9120D (1GHz~18GHz)_2020	Temp. / Humidity	24.2℃/50%
Polarity	Vertical	Site / Test Engineer	AC1 / Jay Chu
Test Mode	Transmit by 802.11ax-HE40 at Channel 5310MHz (Beamforming Mode)	Test Voltage	120V/60Hz

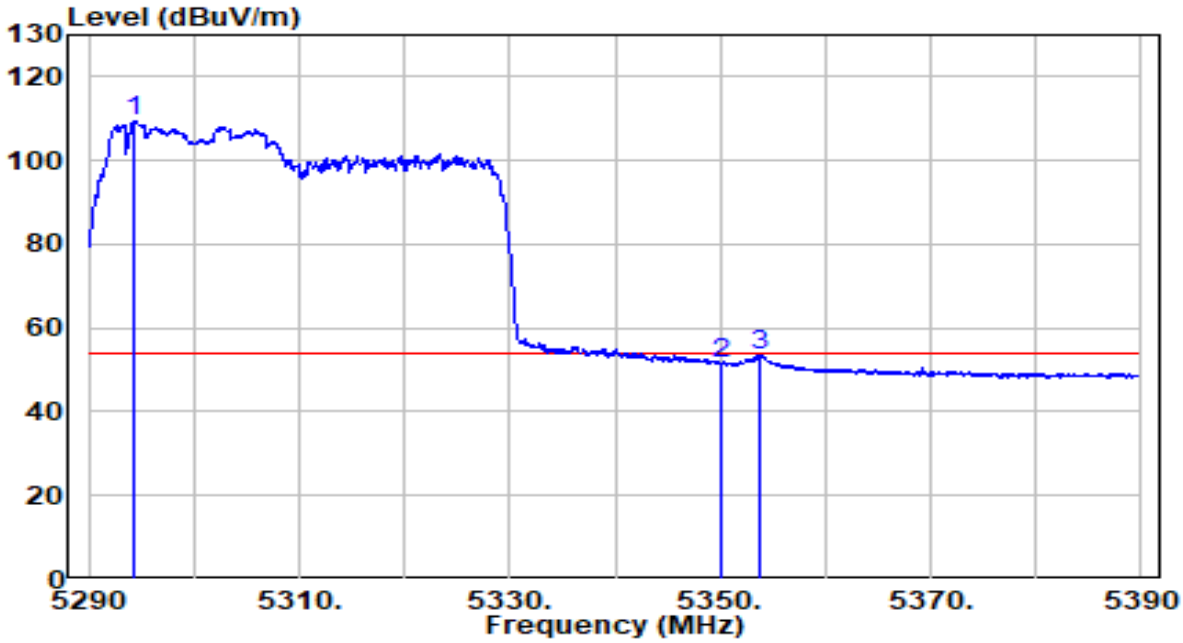

No		Frequency (MHz)	Reading (dBuV)	C.F (dB)	Measurement (dBuV/m)	Margin (dB)	Limit (dBuV/m)	Remark (QP/PK/AV)
1	*	5294.300	89.43	20.06	109.49	N/A	N/A	Average
2		5350.000	31.58	20.11	51.69	-2.31	54.00	Average
3		5353.650	33.22	20.12	53.34	-0.66	54.00	Average

Note:

1. " *", means this data is the worst emission level.
2. C.F (Correction Factor) = Antenna Factor (dB)+ Cable Loss (dB)- Preamplifier(dB)+ 16dB Attenuation.
3. Measurement(dBuV/m) = Reading(dBuV) + C.F (Correction Factor).
4.The emission levels of other frequencies are very lower than the limit and not show in test report.

EUT	AX5400 Wi-Fi 6 Router	Date of Test	2020-10-21
Factor	BBHA 9120D (1GHz~18GHz)_2020	Temp. / Humidity	24.2℃/50%
Polarity	Horizontal	Site / Test Engineer	AC1 / Jay Chu
Test Mode	Transmit by 802.11ax-HE40 at Channel 5510MHz (Beamforming Mode)	Test Voltage	120V/60Hz

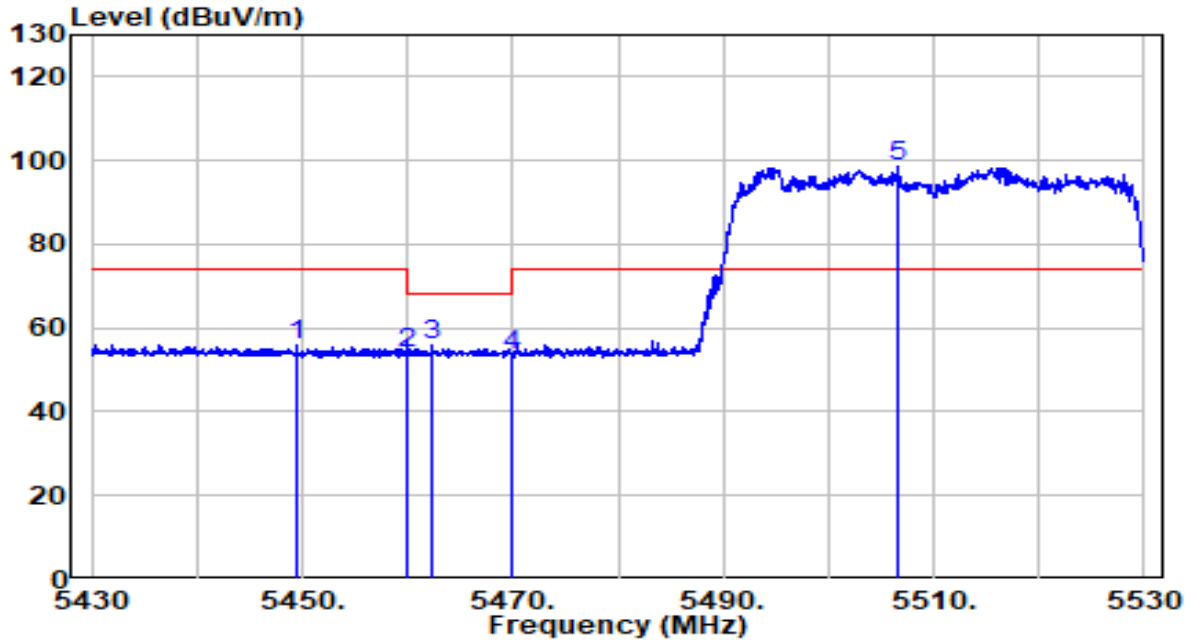

No		Frequency (MHz)	Reading (dBuV)	C.F (dB)	Measurement (dBuV/m)	Margin (dB)	Limit (dBuV/m)	Remark (QP/PK/AV)
1		5449.500	35.75	20.22	55.97	-18.03	74.00	Peak
2		5460.000	33.82	20.23	54.05	-14.15	68.20	Peak
3		5462.350	35.57	20.23	55.80	-12.40	68.20	Peak
4		5470.000	33.39	20.24	53.63	-14.57	68.20	Peak
5	*	5506.550	78.20	20.29	98.49	N/A	N/A	Peak

Note:

1. " *", means this data is the worst emission level.
2. C.F (Correction Factor) = Antenna Factor (dB)+ Cable Loss (dB)- Preamplifier(dB)+ 16dB Attenuation.
3. Measurement(dBuV/m) = Reading(dBuV) + C.F (Correction Factor).
4.The emission levels of other frequencies are very lower than the limit and not show in test report.

EUT	AX5400 Wi-Fi 6 Router	Date of Test	2020-10-21
Factor	BBHA 9120D (1GHz~18GHz)_2020	Temp. / Humidity	24.2℃/50%
Polarity	Horizontal	Site / Test Engineer	AC1 / Jay Chu
Test Mode	Transmit by 802.11ax-HE40 at Channel 5510MHz (Beamforming Mode)	Test Voltage	120V/60Hz

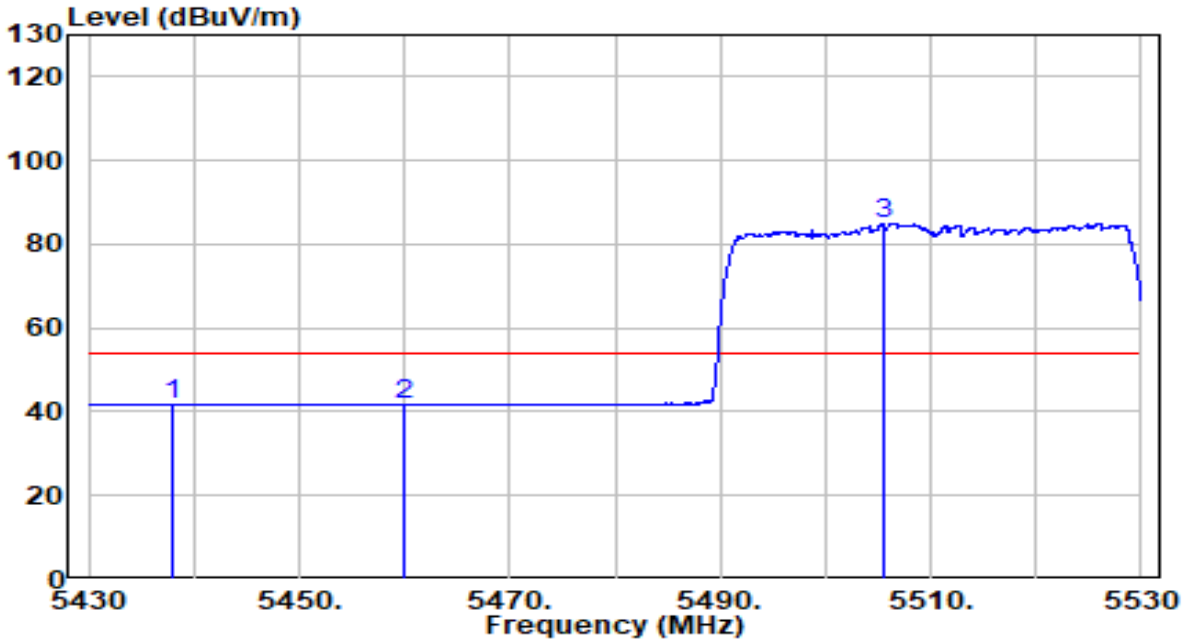

No		Frequency (MHz)	Reading (dBuV)	C.F (dB)	Measurement (dBuV/m)	Margin (dB)	Limit (dBuV/m)	Remark (QP/PK/AV)
1		5437.950	21.71	20.21	41.92	-12.08	54.00	Average
2		5460.000	21.45	20.23	41.68	-12.32	54.00	Average
3	*	5505.650	64.62	20.29	84.91	N/A	N/A	Average

Note:

1. " *", means this data is the worst emission level.
2. C.F (Correction Factor) = Antenna Factor (dB)+ Cable Loss (dB)- Preamplifier(dB)+ 16dB Attenuation.
3. Measurement(dBuV/m) = Reading(dBuV) + C.F (Correction Factor).
4.The emission levels of other frequencies are very lower than the limit and not show in test report.

EUT	AX5400 Wi-Fi 6 Router	Date of Test	2020-10-21
Factor	BBHA 9120D (1GHz~18GHz)_2020	Temp. / Humidity	24.2℃/50%
Polarity	Vertical	Site / Test Engineer	AC1 / Jay Chu
Test Mode	Transmit by 802.11ax-HE40 at Channel 5510MHz (Beamforming Mode)	Test Voltage	120V/60Hz

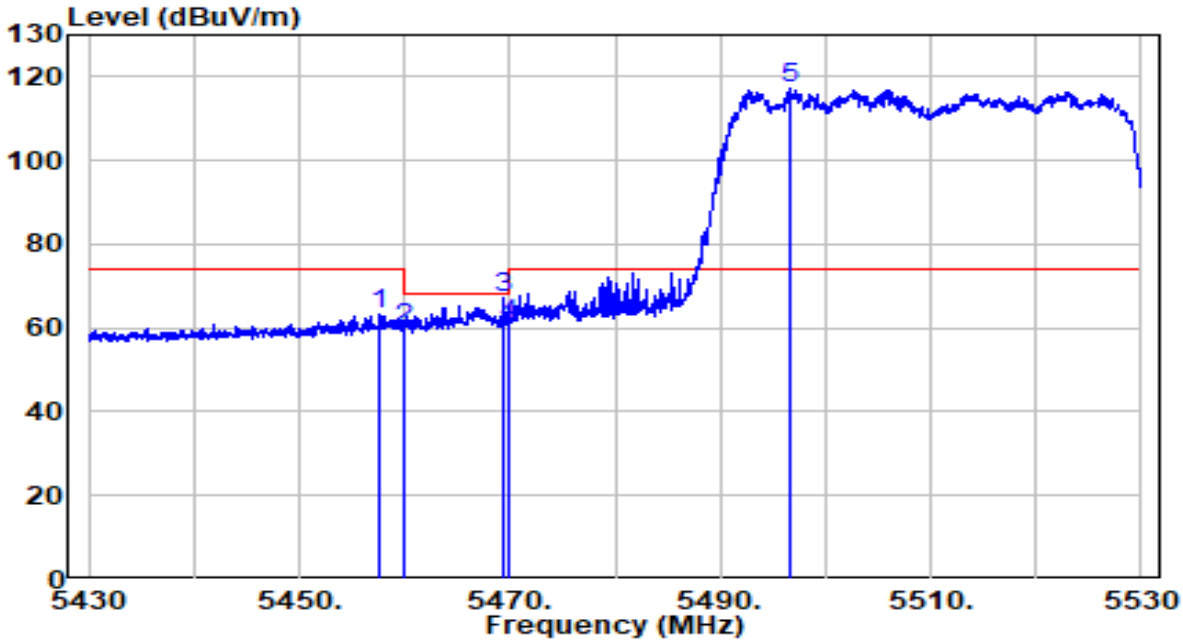

No		Frequency (MHz)	Reading (dBuV)	C.F (dB)	Measurement (dBuV/m)	Margin (dB)	Limit (dBuV/m)	Remark (QP/PK/AV)
1		5457.600	42.90	20.23	63.13	-10.87	74.00	Peak
2		5460.000	39.72	20.23	59.94	-8.26	68.20	Peak
3		5469.500	47.17	20.24	67.41	-0.79	68.20	Peak
4		5470.000	40.71	20.24	60.95	-7.25	68.20	Peak
5	*	5496.750	96.81	20.27	117.07	N/A	N/A	Peak

Note:

1. " *", means this data is the worst emission level.
2. C.F (Correction Factor) = Antenna Factor (dB)+ Cable Loss (dB)- Preamplifier(dB)+ 16dB Attenuation.
3. Measurement(dBuV/m) = Reading(dBuV) + C.F (Correction Factor).
4.The emission levels of other frequencies are very lower than the limit and not show in test report.

EUT	AX5400 Wi-Fi 6 Router	Date of Test	2020-10-21
Factor	BBHA 9120D (1GHz~18GHz)_2020	Temp. / Humidity	24.2℃/50%
Polarity	Vertical	Site / Test Engineer	AC1 / Jay Chu
Test Mode	Transmit by 802.11ax-HE40 at Channel 5510MHz (Beamforming Mode)	Test Voltage	120V/60Hz

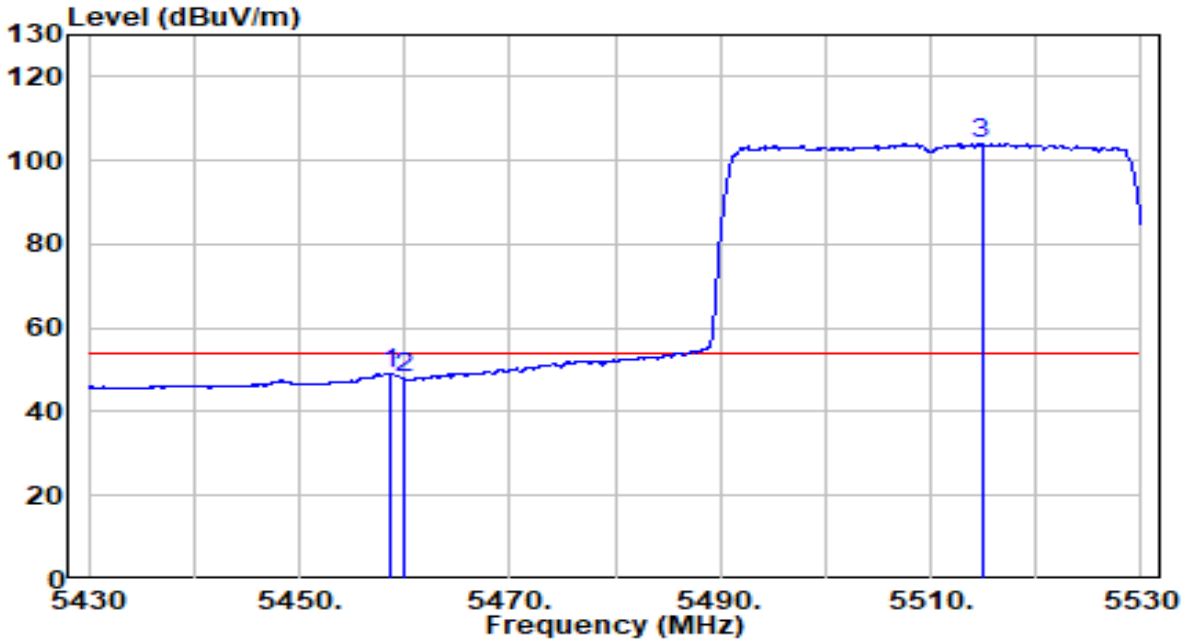

No		Frequency (MHz)	Reading (dBuV)	C.F (dB)	Measurement (dBuV/m)	Margin (dB)	Limit (dBuV/m)	Remark (QP/PK/AV)
1		5458.600	29.02	20.23	49.25	-4.75	54.00	Average
2		5460.000	27.69	20.23	47.91	-6.09	54.00	Average
3	*	5514.850	83.61	20.32	103.93	N/A	N/A	Average

Note:

1. " *", means this data is the worst emission level.
2. C.F (Correction Factor) = Antenna Factor (dB)+ Cable Loss (dB)- Preamplifier(dB)+ 16dB Attenuation.
3. Measurement(dBuV/m) = Reading(dBuV) + C.F (Correction Factor).
4.The emission levels of other frequencies are very lower than the limit and not show in test report.

EUT	AX5400 Wi-Fi 6 Router	Date of Test	2020-10-21
Factor	BBHA 9120D (1GHz~18GHz)_2020	Temp. / Humidity	24.2℃/50%
Polarity	Horizontal	Site / Test Engineer	AC1 / Jay Chu
Test Mode	Transmit by 802.11ax-HE40 at Channel 5670MHz (Beamforming Mode)	Test Voltage	120V/60Hz

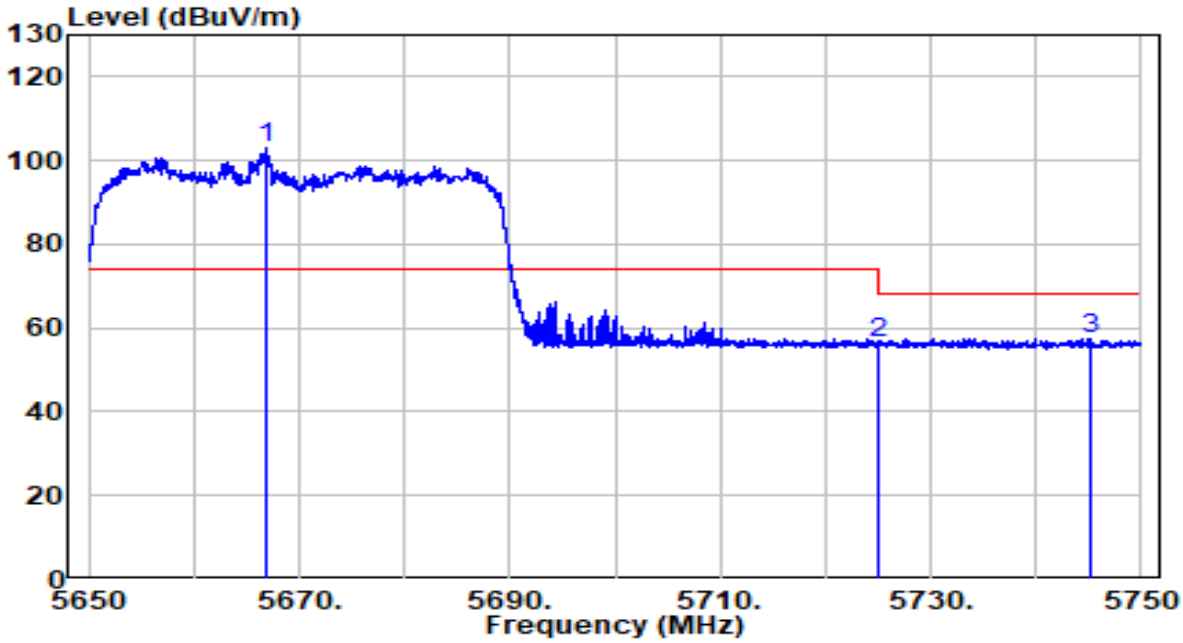

No		Frequency (MHz)	Reading (dBuV)	C.F (dB)	Measurement (dBuV/m)	Margin (dB)	Limit (dBuV/m)	Remark (QP/PK/AV)
1	*	5666.800	82.28	20.81	103.09	N/A	N/A	Peak
2		5725.000	35.25	21.00	56.25	-11.95	68.20	Peak
3		5745.100	36.52	21.06	57.58	-10.62	68.20	Peak

Note:

1. " *", means this data is the worst emission level.
2. C.F (Correction Factor) = Antenna Factor (dB)+ Cable Loss (dB)- Preamplifier(dB)+ 16dB Attenuation.
3. Measurement(dBuV/m) = Reading(dBuV) + C.F (Correction Factor).
4.The emission levels of other frequencies are very lower than the limit and not show in test report.

EUT	AX5400 Wi-Fi 6 Router	Date of Test	2020-10-21
Factor	BBHA 9120D (1GHz~18GHz)_2020	Temp. / Humidity	24.2℃/50%
Polarity	Vertical	Site / Test Engineer	AC1 / Jay Chu
Test Mode	Transmit by 802.11ax-HE40 at Channel 5670MHz (Beamforming Mode)	Test Voltage	120V/60Hz

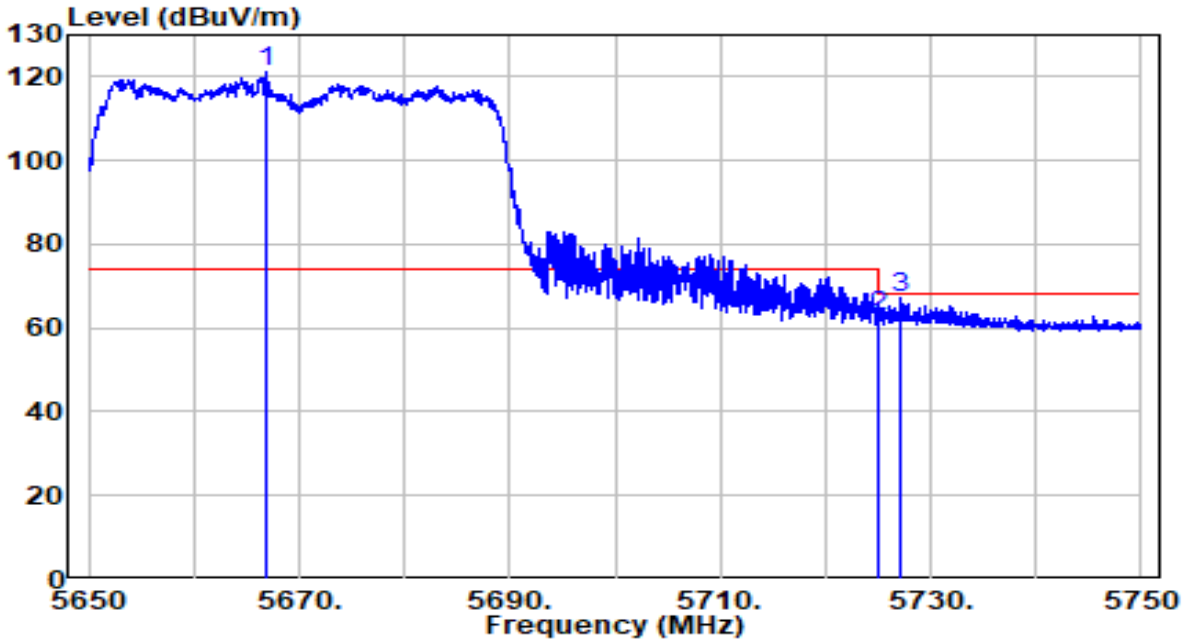

No		Frequency (MHz)	Reading (dBuV)	C.F (dB)	Measurement (dBuV/m)	Margin (dB)	Limit (dBuV/m)	Remark (QP/PK/AV)
1	*	5666.800	100.12	20.81	120.93	N/A	N/A	Peak
2		5725.000	41.93	21.00	62.93	-5.27	68.20	Peak
3		5727.100	46.14	21.01	67.14	-1.06	68.20	Peak

Note:

1. " *", means this data is the worst emission level.
2. C.F (Correction Factor) = Antenna Factor (dB)+ Cable Loss (dB)- Preamplifier(dB)+ 16dB Attenuation.
3. Measurement(dBuV/m) = Reading(dBuV) + C.F (Correction Factor).
4.The emission levels of other frequencies are very lower than the limit and not show in test report.

EUT	AX5400 Wi-Fi 6 Router	Date of Test	2020-10-21
Factor	BBHA 9120D (1GHz~18GHz)_2020	Temp. / Humidity	24.2℃/50%
Polarity	Horizontal	Site / Test Engineer	AC1 / Jay Chu
Test Mode	Transmit by 802.11ax-HE40 at Channel 5755MHz (Beamforming Mode)	Test Voltage	120V/60Hz

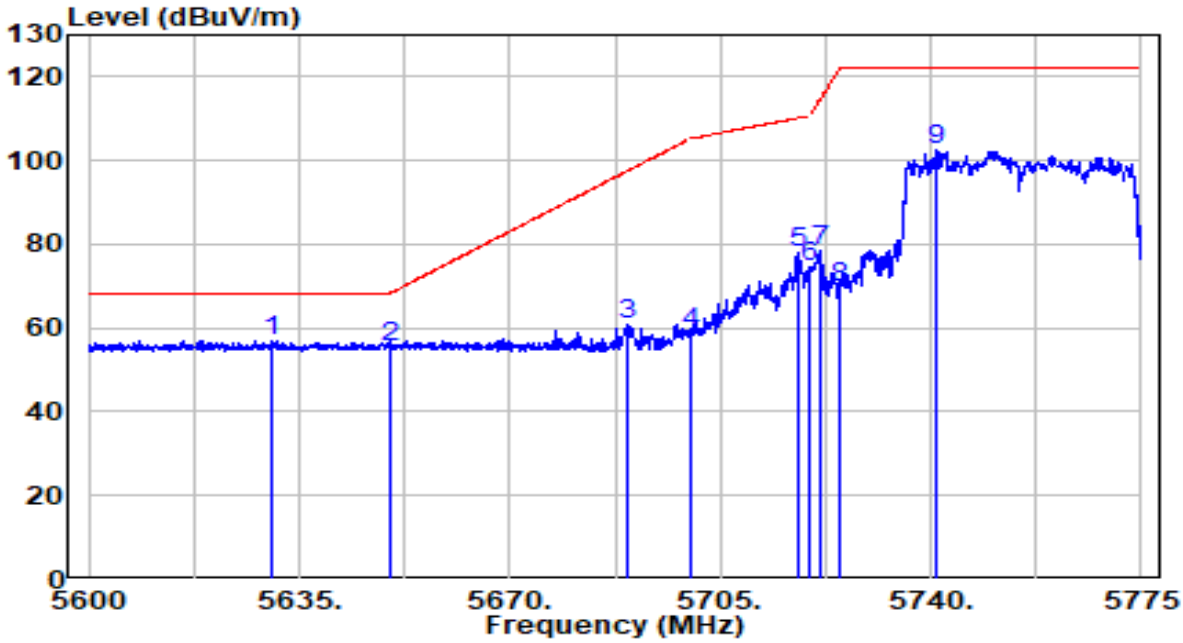

No		Frequency (MHz)	Reading (dBuV)	C.F (dB)	Measurement (dBuV/m)	Margin (dB)	Limit (dBuV/m)	Remark (QP/PK/AV)
1	*	5630.450	36.38	20.69	57.07	-11.13	68.20	Peak
2		5650.000	34.89	20.76	55.65	-12.55	68.20	Peak
3		5689.688	40.13	20.88	61.01	-36.59	97.60	Peak
4		5700.000	37.92	20.92	58.84	-46.36	105.20	Peak
5		5717.950	57.02	20.98	78.00	-32.23	110.23	Peak
6		5720.000	53.64	20.98	74.62	-36.18	110.80	Peak
7		5721.538	57.29	20.99	78.28	-36.03	114.31	Peak
8		5725.000	48.69	21.00	69.69	-52.51	122.20	Peak
9		5740.788	81.69	21.05	102.74	N/A	N/A	Peak

Note:

1. " *", means this data is the worst emission level.

2. C.F (Correction Factor) = Antenna Factor (dB)+ Cable Loss (dB)- Preamplifier(dB)+ 16dB Attenuation.

3. Measurement(dBuV/m) = Reading(dBuV) + C.F (Correction Factor).

4.The emission levels of other frequencies are very lower than the limit and not show in test report.

EUT	AX5400 Wi-Fi 6 Router	Date of Test	2020-10-21
Factor	BBHA 9120D (1GHz~18GHz)_2020	Temp. / Humidity	24.2℃/50%
Polarity	Vertical	Site / Test Engineer	AC1 / Jay Chu
Test Mode	Transmit by 802.11ax-HE40 at Channel 5755MHz (Beamforming Mode)	Test Voltage	120V/60Hz

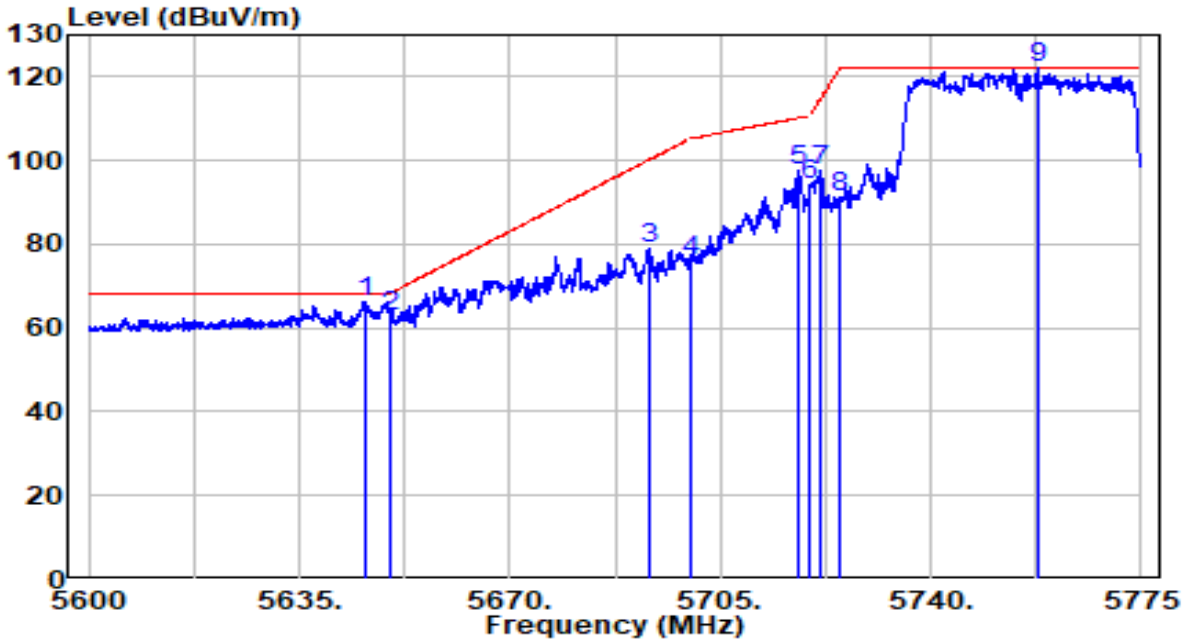

No		Frequency (MHz)	Reading (dBuV)	C.F (dB)	Measurement (dBuV/m)	Margin (dB)	Limit (dBuV/m)	Remark (QP/PK/AV)
1		5645.850	45.44	20.74	66.18	-2.02	68.20	Peak
2		5650.000	42.28	20.76	63.04	-5.16	68.20	Peak
3		5693.275	57.87	20.90	78.77	-21.47	100.24	Peak
4		5700.000	55.08	20.92	75.99	-29.21	105.20	Peak
5		5717.862	76.84	20.98	97.81	-12.39	110.20	Peak
6		5720.000	73.37	20.98	94.35	-16.45	110.80	Peak
7		5721.625	76.53	20.99	97.52	-16.99	114.51	Peak
8		5725.000	70.05	21.00	91.04	-31.16	122.20	Peak
9	*	5757.763	100.96	21.11	122.06	N/A	N/A	Peak

Note:

1. " *", means this data is the worst emission level.
2. C.F (Correction Factor) = Antenna Factor (dB)+ Cable Loss (dB)- Preamplifier(dB)+ 16dB Attenuation.
3. Measurement(dBuV/m) = Reading(dBuV) + C.F (Correction Factor).
4.The emission levels of other frequencies are very lower than the limit and not show in test report.

EUT	AX5400 Wi-Fi 6 Router	Date of Test	2020-10-21
Factor	BBHA 9120D (1GHz~18GHz)_2020	Temp. / Humidity	24.2℃/50%
Polarity	Horizontal	Site / Test Engineer	AC1 / Jay Chu
Test Mode	Transmit by 802.11ax-HE40 at Channel 5795MHz (Beamforming Mode)	Test Voltage	120V/60Hz

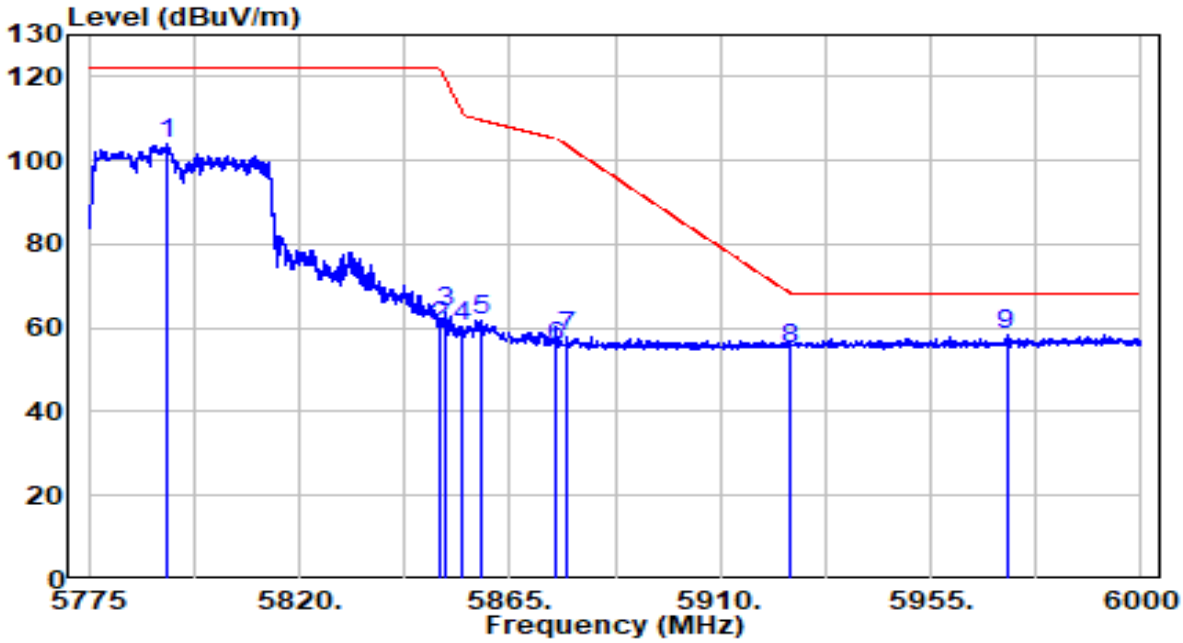

No		Frequency (MHz)	Reading (dBuV)	C.F (dB)	Measurement (dBuV/m)	Margin (dB)	Limit (dBuV/m)	Remark (QP/PK/AV)
1		5791.763	82.92	21.22	104.14	N/A	N/A	Peak
2		5850.000	38.94	21.40	60.34	-61.86	122.20	Peak
3		5851.275	42.51	21.41	63.92	-55.37	119.29	Peak
4		5855.000	38.88	21.42	60.30	-50.50	110.80	Peak
5		5858.700	40.45	21.43	61.88	-47.88	109.76	Peak
6		5875.000	33.84	21.49	55.33	-49.87	105.20	Peak
7		5877.150	36.29	21.49	57.78	-45.82	103.60	Peak
8		5925.000	33.28	21.65	54.93	-13.27	68.20	Peak
9	*	5971.200	36.63	21.80	58.43	-9.77	68.20	Peak

Note:

1. " *", means this data is the worst emission level.
2. C.F (Correction Factor) = Antenna Factor (dB)+ Cable Loss (dB)- Preamplifier(dB)+ 16dB Attenuation.
3. Measurement(dBuV/m) = Reading(dBuV) + C.F (Correction Factor).
4.The emission levels of other frequencies are very lower than the limit and not show in test report.

EUT	AX5400 Wi-Fi 6 Router	Date of Test	2020-10-21
Factor	BBHA 9120D (1GHz~18GHz)_2020	Temp. / Humidity	24.2℃/50%
Polarity	Vertical	Site / Test Engineer	AC1 / Jay Chu
Test Mode	Transmit by 802.11ax-HE40 at Channel 5795MHz (Beamforming Mode)	Test Voltage	120V/60Hz

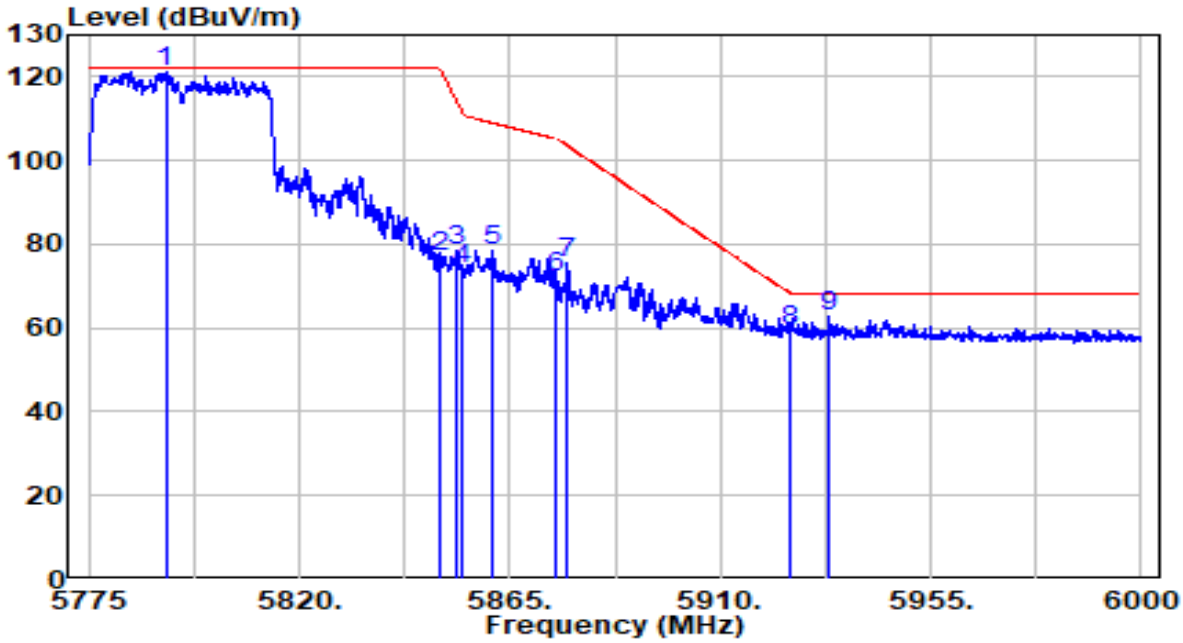

No		Frequency (MHz)	Reading (dBuV)	C.F (dB)	Measurement (dBuV/m)	Margin (dB)	Limit (dBuV/m)	Remark (QP/PK/AV)
1	*	5791.425	99.75	21.21	120.97	N/A	N/A	Peak
2		5850.000	55.80	21.40	77.20	-45.00	122.20	Peak
3		5853.862	56.92	21.42	78.33	-35.06	113.39	Peak
4		5855.000	52.57	21.42	73.99	-36.81	110.80	Peak
5		5861.063	57.02	21.44	78.46	-30.64	109.10	Peak
6		5875.000	50.81	21.49	72.30	-32.90	105.20	Peak
7		5877.150	53.83	21.49	75.32	-28.28	103.60	Peak
8		5925.000	37.89	21.65	59.54	-8.66	68.20	Peak
9		5933.175	40.99	21.67	62.66	-5.54	68.20	Peak

Note:

1. " *", means this data is the worst emission level.
2. C.F (Correction Factor) = Antenna Factor (dB)+ Cable Loss (dB)- Preamplifier(dB)+ 16dB Attenuation.
3. Measurement(dBuV/m) = Reading(dBuV) + C.F (Correction Factor).
4.The emission levels of other frequencies are very lower than the limit and not show in test report.

EUT	AX5400 Wi-Fi 6 Router	Date of Test	2020-10-21
Factor	BBHA 9120D (1GHz~18GHz)_2020	Temp. / Humidity	24.2℃/50%
Polarity	Horizontal	Site / Test Engineer	AC1 / Jay Chu
Test Mode	Transmit by 802.11ax-HE80 at Channel 5210MHz (Beamforming Mode)	Test Voltage	120V/60Hz

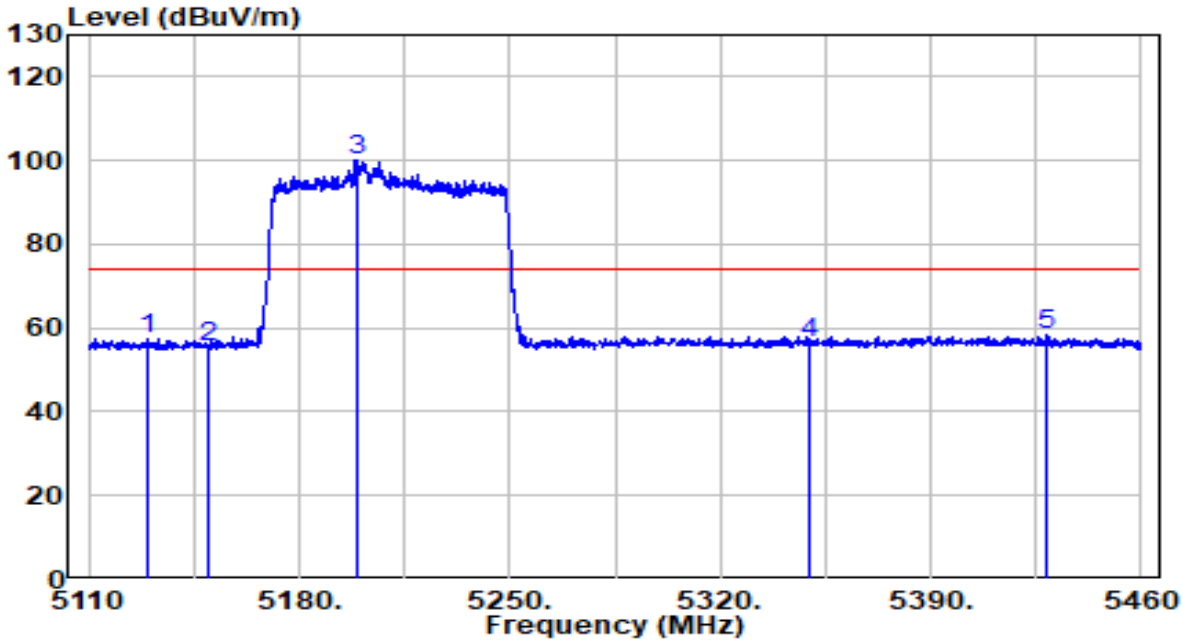

No		Frequency (MHz)	Reading (dBuV)	C.F (dB)	Measurement (dBuV/m)	Margin (dB)	Limit (dBuV/m)	Remark (QP/PK/AV)
1		5129.775	37.70	19.88	57.59	-16.41	74.00	Peak
2		5150.000	35.52	19.91	55.42	-18.58	74.00	Peak
3	*	5198.900	80.08	19.96	100.04	N/A	N/A	Peak
4		5350.000	36.47	20.11	56.58	-17.42	74.00	Peak
5		5428.500	38.06	20.20	58.25	-15.75	74.00	Peak

Note:

1. " *", means this data is the worst emission level.
2. C.F (Correction Factor) = Antenna Factor (dB)+ Cable Loss (dB)- Preamplifier(dB)+ 16dB Attenuation.
3. Measurement(dBuV/m) = Reading(dBuV) + C.F (Correction Factor).
4.The emission levels of other frequencies are very lower than the limit and not show in test report.

EUT	AX5400 Wi-Fi 6 Router	Date of Test	2020-10-21
Factor	BBHA 9120D (1GHz~18GHz)_2020	Temp. / Humidity	24.2℃/50%
Polarity	Horizontal	Site / Test Engineer	AC1 / Jay Chu
Test Mode	Transmit by 802.11ax-HE80 at Channel 5210MHz (Beamforming Mode)	Test Voltage	120V/60Hz

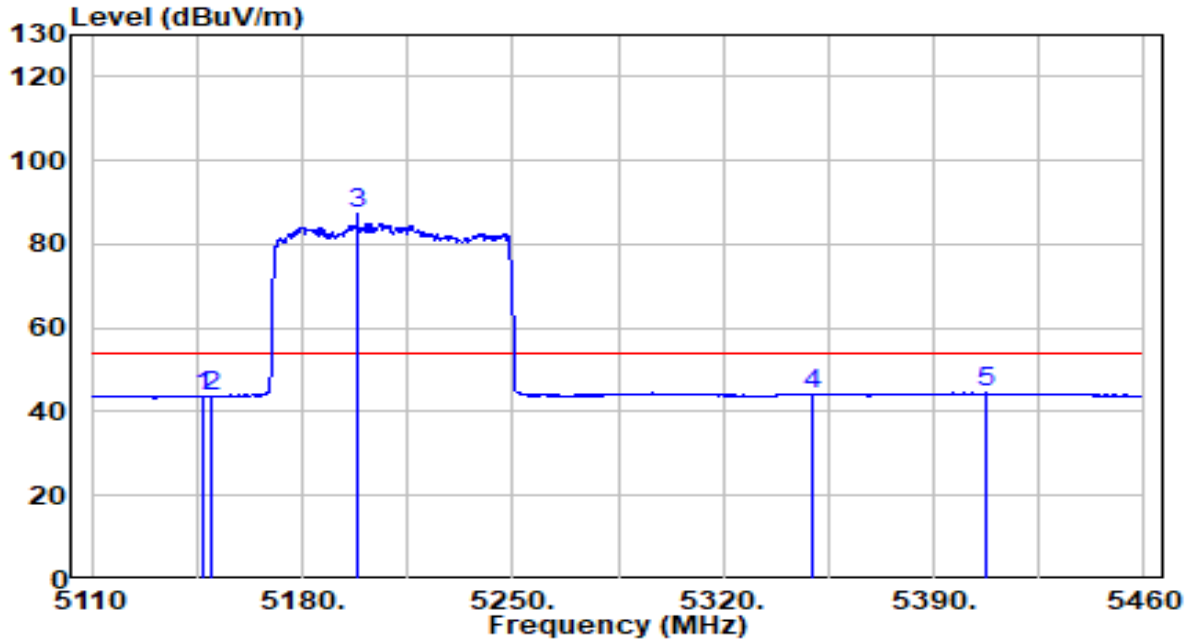

No		Frequency (MHz)	Reading (dBuV)	C.F (dB)	Measurement (dBuV/m)	Margin (dB)	Limit (dBuV/m)	Remark (QP/PK/AV)
1		5147.100	23.95	19.90	43.86	-10.14	54.00	Average
2		5150.000	23.72	19.91	43.62	-10.38	54.00	Average
3	*	5198.375	67.38	19.96	87.33	N/A	N/A	Average
4		5350.000	23.96	20.11	44.08	-9.92	54.00	Average
5		5407.850	24.32	20.17	44.49	-9.51	54.00	Average

Note:

1. " *", means this data is the worst emission level.
2. C.F (Correction Factor) = Antenna Factor (dB)+ Cable Loss (dB)- Preamplifier(dB)+ 16dB Attenuation.
3. Measurement(dBuV/m) = Reading(dBuV) + C.F (Correction Factor).
4.The emission levels of other frequencies are very lower than the limit and not show in test report.

EUT	AX5400 Wi-Fi 6 Router	Date of Test	2020-10-21
Factor	BBHA 9120D (1GHz~18GHz)_2020	Temp. / Humidity	24.2℃/50%
Polarity	Vertical	Site / Test Engineer	AC1 / Jay Chu
Test Mode	Transmit by 802.11ax-HE80 at Channel 5210MHz (Beamforming Mode)	Test Voltage	120V/60Hz

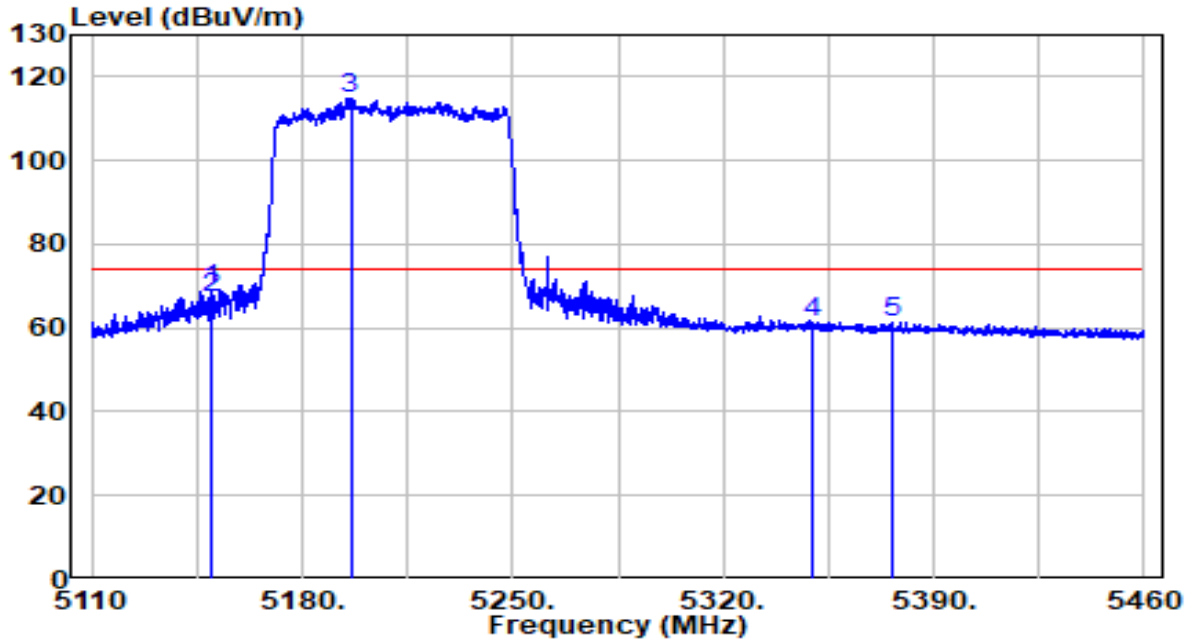

No		Frequency (MHz)	Reading (dBuV)	C.F (dB)	Measurement (dBuV/m)	Margin (dB)	Limit (dBuV/m)	Remark (QP/PK/AV)
1		5149.550	49.30	19.91	69.20	-4.80	74.00	Peak
2		5150.000	47.42	19.91	67.33	-6.67	74.00	Peak
3	*	5196.100	95.00	19.95	114.96	N/A	N/A	Peak
4		5350.000	41.19	20.11	61.31	-12.69	74.00	Peak
5		5376.525	41.37	20.14	61.52	-12.48	74.00	Peak

Note:

1. " *", means this data is the worst emission level.
2. C.F (Correction Factor) = Antenna Factor (dB)+ Cable Loss (dB)- Preamplifier(dB)+ 16dB Attenuation.
3. Measurement(dBuV/m) = Reading(dBuV) + C.F (Correction Factor).
4.The emission levels of other frequencies are very lower than the limit and not show in test report.

EUT	AX5400 Wi-Fi 6 Router	Date of Test	2020-10-21
Factor	BBHA 9120D (1GHz~18GHz)_2020	Temp. / Humidity	24.2℃/50%
Polarity	Vertical	Site / Test Engineer	AC1 / Jay Chu
Test Mode	Transmit by 802.11ax-HE80 at Channel 5210MHz (Beamforming Mode)	Test Voltage	120V/60Hz

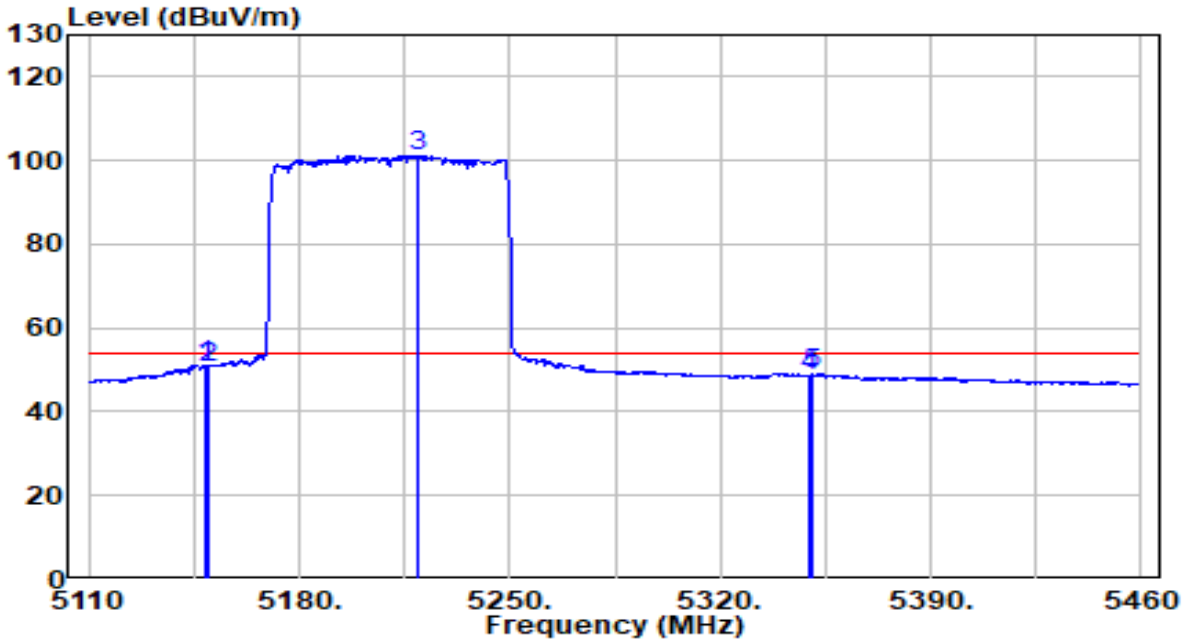

No		Frequency (MHz)	Reading (dBuV)	C.F (dB)	Measurement (dBuV/m)	Margin (dB)	Limit (dBuV/m)	Remark (QP/PK/AV)
1		5148.500	31.18	19.90	51.08	-2.92	54.00	Average
2		5150.000	30.78	19.91	50.68	-3.32	54.00	Average
3	*	5219.550	81.25	19.98	101.23	N/A	N/A	Average
4		5350.000	28.57	20.11	48.68	-5.32	54.00	Average
5		5350.800	28.76	20.11	48.88	-5.12	54.00	Average

Note:

1. " *", means this data is the worst emission level.
2. C.F (Correction Factor) = Antenna Factor (dB)+ Cable Loss (dB)- Preamplifier(dB)+ 16dB Attenuation.
3. Measurement(dBuV/m) = Reading(dBuV) + C.F (Correction Factor).
4.The emission levels of other frequencies are very lower than the limit and not show in test report.

EUT	AX5400 Wi-Fi 6 Router	Date of Test	2020-10-21
Factor	BBHA 9120D (1GHz~18GHz)_2020	Temp. / Humidity	24.2℃/50%
Polarity	Horizontal	Site / Test Engineer	AC1 / Jay Chu
Test Mode	Transmit by 802.11ax-HE80 at Channel 5290MHz (Beamforming Mode)	Test Voltage	120V/60Hz

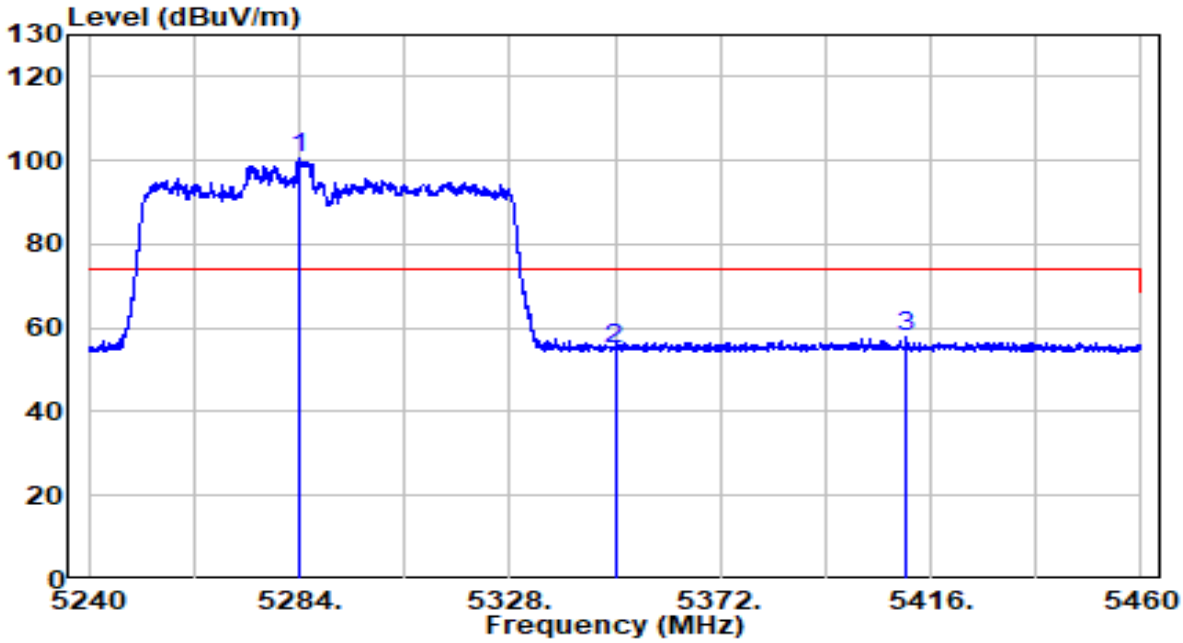

No		Frequency (MHz)	Reading (dBuV)	C.F (dB)	Measurement (dBuV/m)	Margin (dB)	Limit (dBuV/m)	Remark (QP/PK/AV)
1	*	5283.780	80.31	20.05	100.36	N/A	N/A	Peak
2		5350.000	34.78	20.11	54.90	-19.10	74.00	Peak
3		5411.050	37.60	20.18	57.78	-16.22	74.00	Peak

Note:

1. " *", means this data is the worst emission level.
2. C.F (Correction Factor) = Antenna Factor (dB)+ Cable Loss (dB)- Preamplifier(dB)+ 16dB Attenuation.
3. Measurement(dBuV/m) = Reading(dBuV) + C.F (Correction Factor).
4.The emission levels of other frequencies are very lower than the limit and not show in test report.

EUT	AX5400 Wi-Fi 6 Router	Date of Test	2020-10-21
Factor	BBHA 9120D (1GHz~18GHz)_2020	Temp. / Humidity	24.2℃/50%
Polarity	Horizontal	Site / Test Engineer	AC1 / Jay Chu
Test Mode	Transmit by 802.11ax-HE80 at Channel 5290MHz (Beamforming Mode)	Test Voltage	120V/60Hz

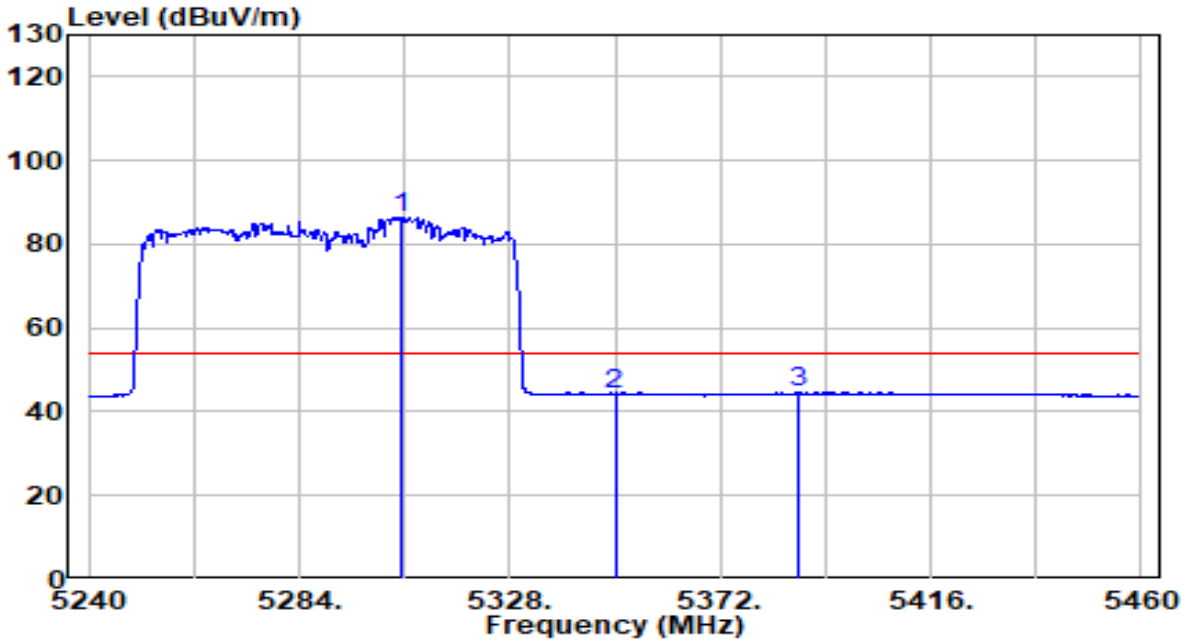

No		Frequency (MHz)	Reading (dBuV)	C.F (dB)	Measurement (dBuV/m)	Margin (dB)	Limit (dBuV/m)	Remark (QP/PK/AV)
1	*	5305.340	66.39	20.07	86.46	N/A	N/A	Average
2		5350.000	24.12	20.11	44.23	-9.77	54.00	Average
3		5388.170	24.36	20.15	44.52	-9.48	54.00	Average

Note:

1. " *", means this data is the worst emission level.
2. C.F (Correction Factor) = Antenna Factor (dB)+ Cable Loss (dB)- Preamplifier(dB)+ 16dB Attenuation.
3. Measurement(dBuV/m) = Reading(dBuV) + C.F (Correction Factor).
4.The emission levels of other frequencies are very lower than the limit and not show in test report.

EUT	AX5400 Wi-Fi 6 Router	Date of Test	2020-10-21
Factor	BBHA 9120D (1GHz~18GHz)_2020	Temp. / Humidity	24.2℃/50%
Polarity	Vertical	Site / Test Engineer	AC1 / Jay Chu
Test Mode	Transmit by 802.11ax-HE80 at Channel 5290MHz (Beamforming Mode)	Test Voltage	120V/60Hz

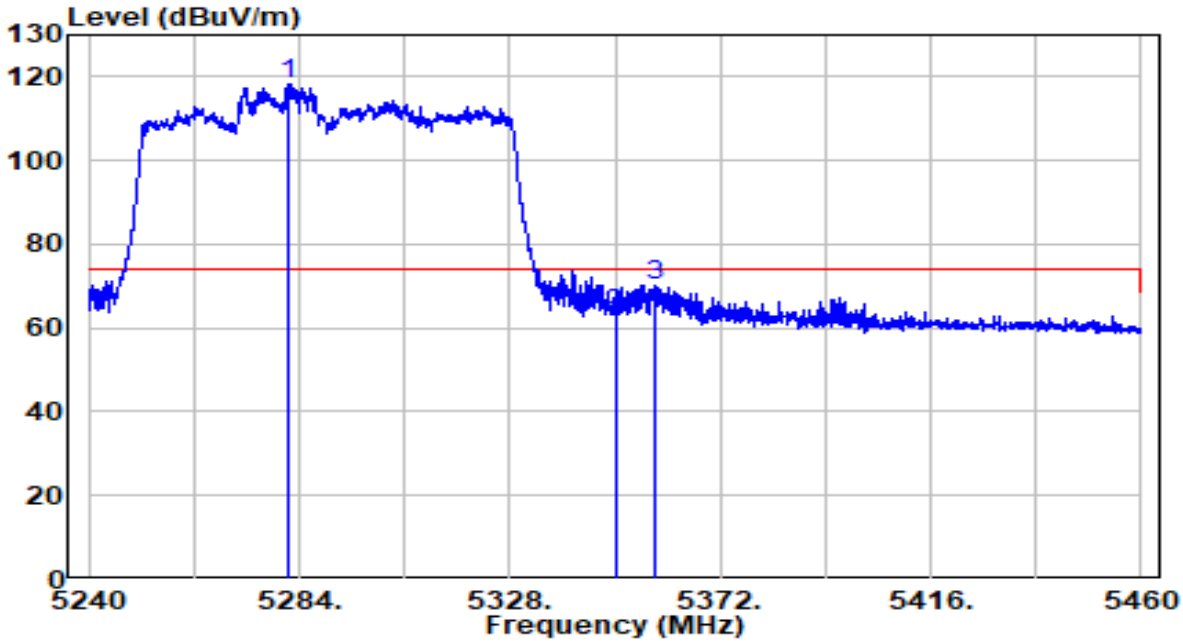

No		Frequency (MHz)	Reading (dBuV)	C.F (dB)	Measurement (dBuV/m)	Margin (dB)	Limit (dBuV/m)	Remark (QP/PK/AV)
1	*	5281.690	98.30	20.04	118.34	N/A	N/A	Peak
2		5350.000	43.20	20.11	63.32	-10.68	74.00	Peak
3		5358.250	50.20	20.12	70.32	-3.68	74.00	Peak

Note:

1. " *", means this data is the worst emission level.
2. C.F (Correction Factor) = Antenna Factor (dB)+ Cable Loss (dB)- Preamplifier(dB)+ 16dB Attenuation.
3. Measurement(dBuV/m) = Reading(dBuV) + C.F (Correction Factor).
4.The emission levels of other frequencies are very lower than the limit and not show in test report.

EUT	AX5400 Wi-Fi 6 Router	Date of Test	2020-10-21
Factor	BBHA 9120D (1GHz~18GHz)_2020	Temp. / Humidity	24.2℃/50%
Polarity	Vertical	Site / Test Engineer	AC1 / Jay Chu
Test Mode	Transmit by 802.11ax-HE80 at Channel 5290MHz (Beamforming Mode)	Test Voltage	120V/60Hz

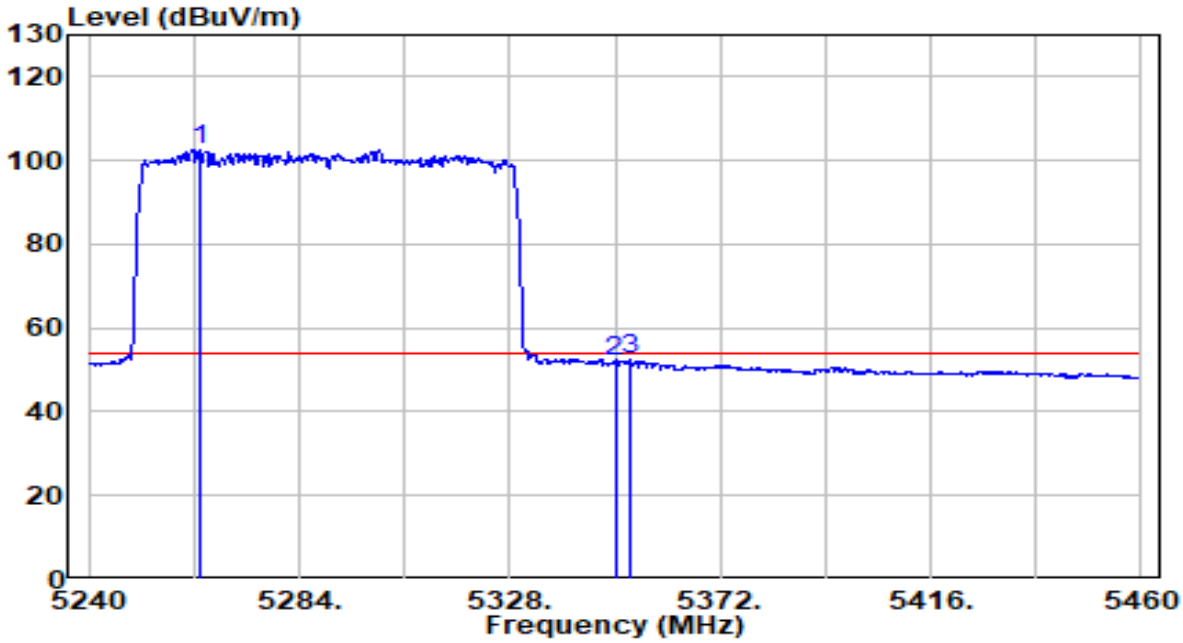

No		Frequency (MHz)	Reading (dBuV)	C.F (dB)	Measurement (dBuV/m)	Margin (dB)	Limit (dBuV/m)	Remark (QP/PK/AV)
1	*	5263.210	82.37	20.02	102.39	N/A	N/A	Average
2		5350.000	31.99	20.11	52.10	-1.90	54.00	Average
3		5353.300	32.21	20.12	52.33	-1.67	54.00	Average

Note:

1. " *", means this data is the worst emission level.
2. C.F (Correction Factor) = Antenna Factor (dB)+ Cable Loss (dB)- Preamplifier(dB)+ 16dB Attenuation.
3. Measurement(dBuV/m) = Reading(dBuV) + C.F (Correction Factor).
4.The emission levels of other frequencies are very lower than the limit and not show in test report.

EUT	AX5400 Wi-Fi 6 Router	Date of Test	2020-10-21
Factor	BBHA 9120D (1GHz~18GHz)_2020	Temp. / Humidity	24.2℃/50%
Polarity	Horizontal	Site / Test Engineer	AC1 / Jay Chu
Test Mode	Transmit by 802.11ax-HE80 at Channel 5530MHz (Beamforming Mode)	Test Voltage	120V/60Hz

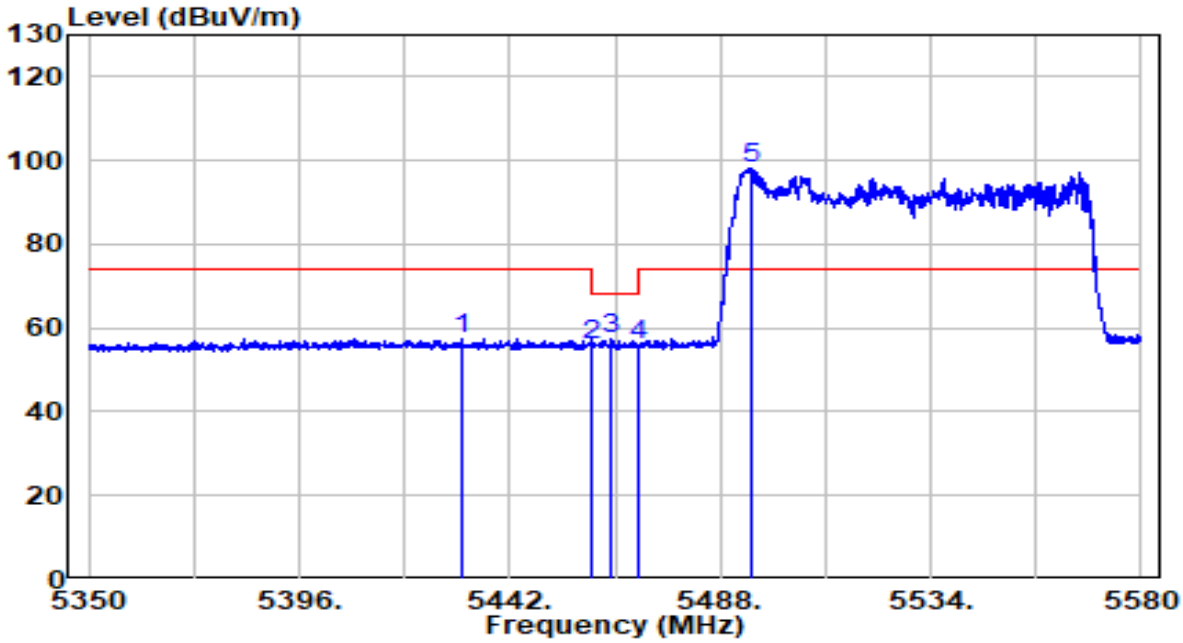

No		Frequency (MHz)	Reading (dBuV)	C.F (dB)	Measurement (dBuV/m)	Margin (dB)	Limit (dBuV/m)	Remark (QP/PK/AV)
1		5431.650	37.12	20.20	57.32	-16.68	74.00	Peak
2		5460.000	35.54	20.23	55.77	-12.43	68.20	Peak
3		5463.965	36.95	20.23	57.18	-11.02	68.20	Peak
4		5470.000	35.71	20.24	55.95	-12.25	68.20	Peak
5	*	5494.670	77.65	20.26	97.92	N/A	N/A	Peak

Note:

1. " *", means this data is the worst emission level.
2. C.F (Correction Factor) = Antenna Factor (dB)+ Cable Loss (dB)- Preamplifier(dB)+ 16dB Attenuation.
3. Measurement(dBuV/m) = Reading(dBuV) + C.F (Correction Factor).
4.The emission levels of other frequencies are very lower than the limit and not show in test report.

EUT	AX5400 Wi-Fi 6 Router	Date of Test	2020-10-21
Factor	BBHA 9120D (1GHz~18GHz)_2020	Temp. / Humidity	24.2℃/50%
Polarity	Horizontal	Site / Test Engineer	AC1 / Jay Chu
Test Mode	Transmit by 802.11ax-HE80 at Channel 5530MHz (Beamforming Mode)	Test Voltage	120V/60Hz

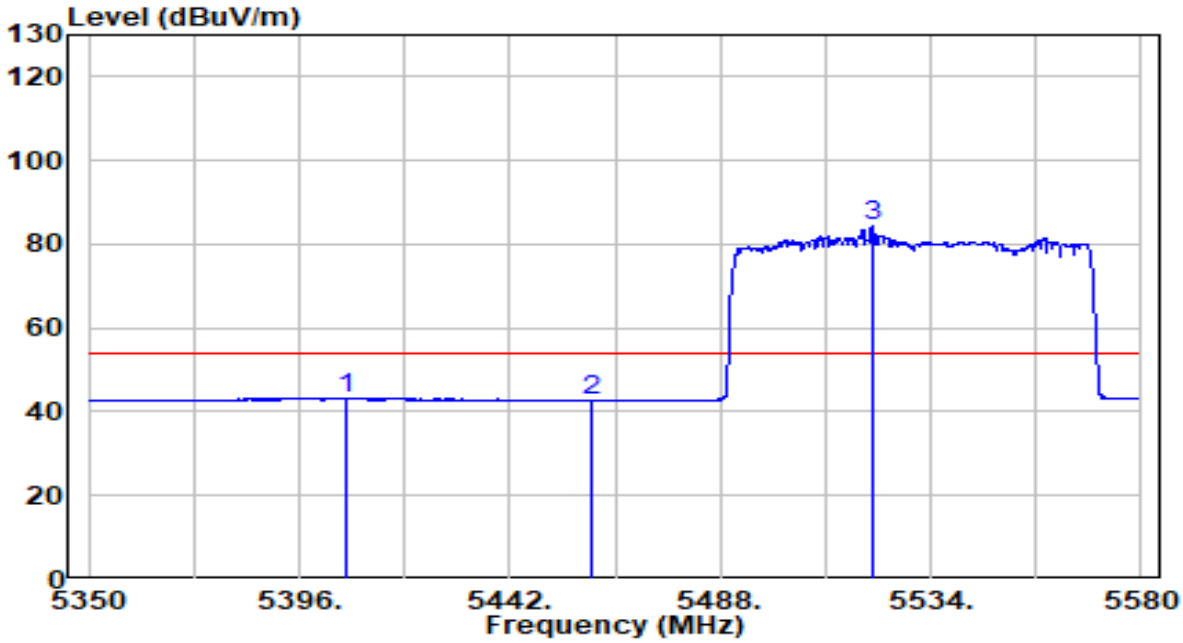

No		Frequency (MHz)	Reading (dBuV)	C.F (dB)	Measurement (dBuV/m)	Margin (dB)	Limit (dBuV/m)	Remark (QP/PK/AV)
1		5406.235	23.06	20.17	43.23	-10.77	54.00	Average
2		5460.000	22.43	20.23	42.66	-11.34	54.00	Average
3	*	5521.120	64.06	20.34	84.40	N/A	N/A	Average

Note:

1. " *", means this data is the worst emission level.
2. C.F (Correction Factor) = Antenna Factor (dB)+ Cable Loss (dB)- Preamplifier(dB)+ 16dB Attenuation.
3. Measurement(dBuV/m) = Reading(dBuV) + C.F (Correction Factor).
4.The emission levels of other frequencies are very lower than the limit and not show in test report.

EUT	AX5400 Wi-Fi 6 Router	Date of Test	2020-10-21
Factor	BBHA 9120D (1GHz~18GHz)_2020	Temp. / Humidity	24.2℃/50%
Polarity	Vertical	Site / Test Engineer	AC1 / Jay Chu
Test Mode	Transmit by 802.11ax-HE80 at Channel 5530MHz (Beamforming Mode)	Test Voltage	120V/60Hz

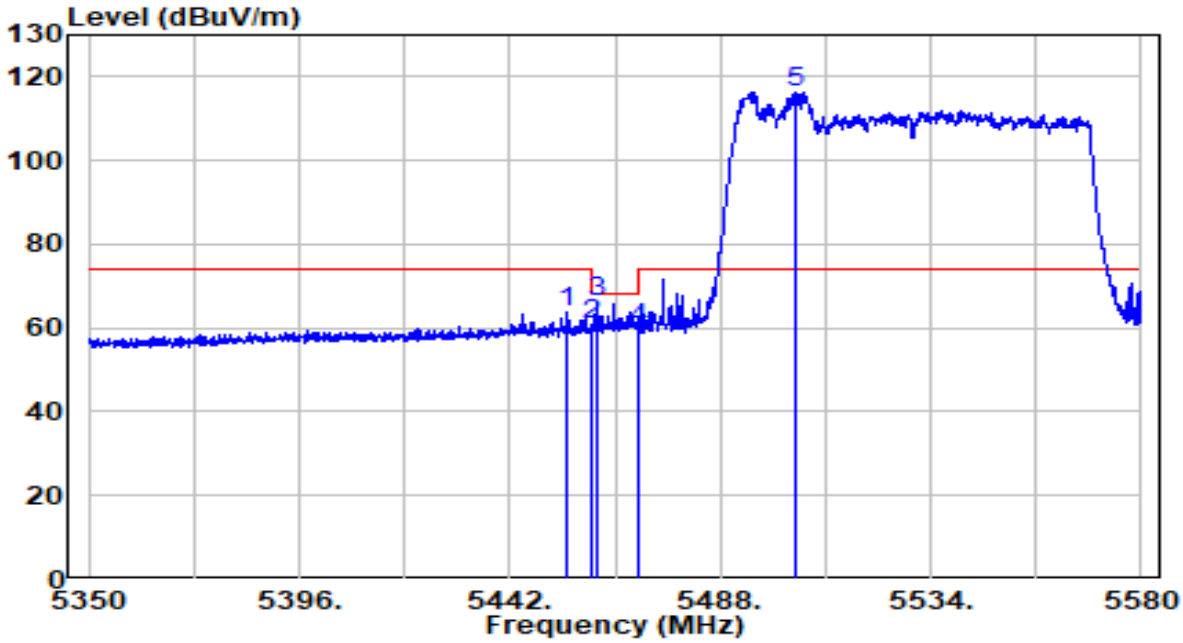

No		Frequency (MHz)	Reading (dBuV)	C.F (dB)	Measurement (dBuV/m)	Margin (dB)	Limit (dBuV/m)	Remark (QP/PK/AV)
1		5454.650	43.32	20.22	63.54	-10.46	74.00	Peak
2		5460.000	40.40	20.23	60.63	-7.57	68.20	Peak
3		5461.320	45.90	20.23	66.13	-2.07	68.20	Peak
4		5470.000	39.69	20.24	59.93	-8.27	68.20	Peak
5	*	5504.675	95.96	20.29	116.25	N/A	N/A	Peak

Note:

1. " *", means this data is the worst emission level.
2. C.F (Correction Factor) = Antenna Factor (dB)+ Cable Loss (dB)- Preamplifier(dB)+ 16dB Attenuation.
3. Measurement(dBuV/m) = Reading(dBuV) + C.F (Correction Factor).
4.The emission levels of other frequencies are very lower than the limit and not show in test report.

EUT	AX5400 Wi-Fi 6 Router	Date of Test	2020-10-21
Factor	BBHA 9120D (1GHz~18GHz)_2020	Temp. / Humidity	24.2℃/50%
Polarity	Vertical	Site / Test Engineer	AC1 / Jay Chu
Test Mode	Transmit by 802.11ax-HE80 at Channel 5530MHz (Beamforming Mode)	Test Voltage	120V/60Hz

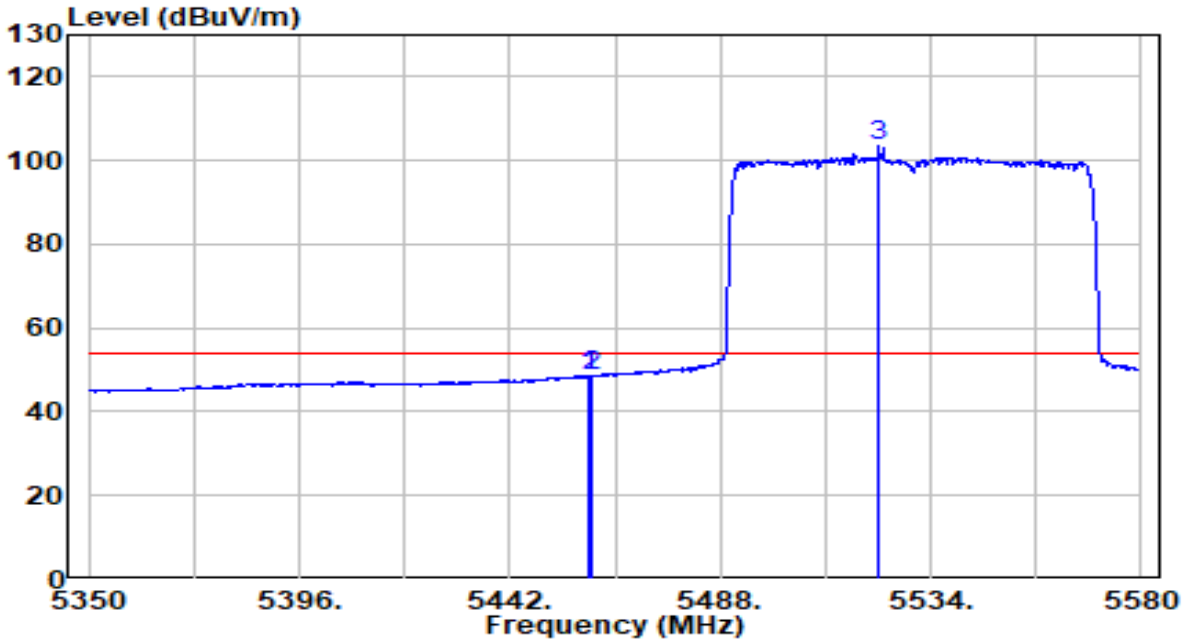

No		Frequency (MHz)	Reading (dBuV)	C.F (dB)	Measurement (dBuV/m)	Margin (dB)	Limit (dBuV/m)	Remark (QP/PK/AV)
1		5459.020	28.36	20.23	48.59	-5.41	54.00	Average
2		5460.000	28.21	20.23	48.44	-5.56	54.00	Average
3	*	5522.730	83.11	20.34	103.45	N/A	N/A	Average

Note:

1. " *", means this data is the worst emission level.
2. C.F (Correction Factor) = Antenna Factor (dB)+ Cable Loss (dB)- Preamplifier(dB)+ 16dB Attenuation.
3. Measurement(dBuV/m) = Reading(dBuV) + C.F (Correction Factor).
4.The emission levels of other frequencies are very lower than the limit and not show in test report.

EUT	AX5400 Wi-Fi 6 Router	Date of Test	2020-10-21
Factor	BBHA 9120D (1GHz~18GHz)_2020	Temp. / Humidity	24.2℃/50%
Polarity	Horizontal	Site / Test Engineer	AC1 / Jay Chu
Test Mode	Transmit by 802.11ax-HE80 at Channel 5610MHz (Beamforming Mode)	Test Voltage	120V/60Hz

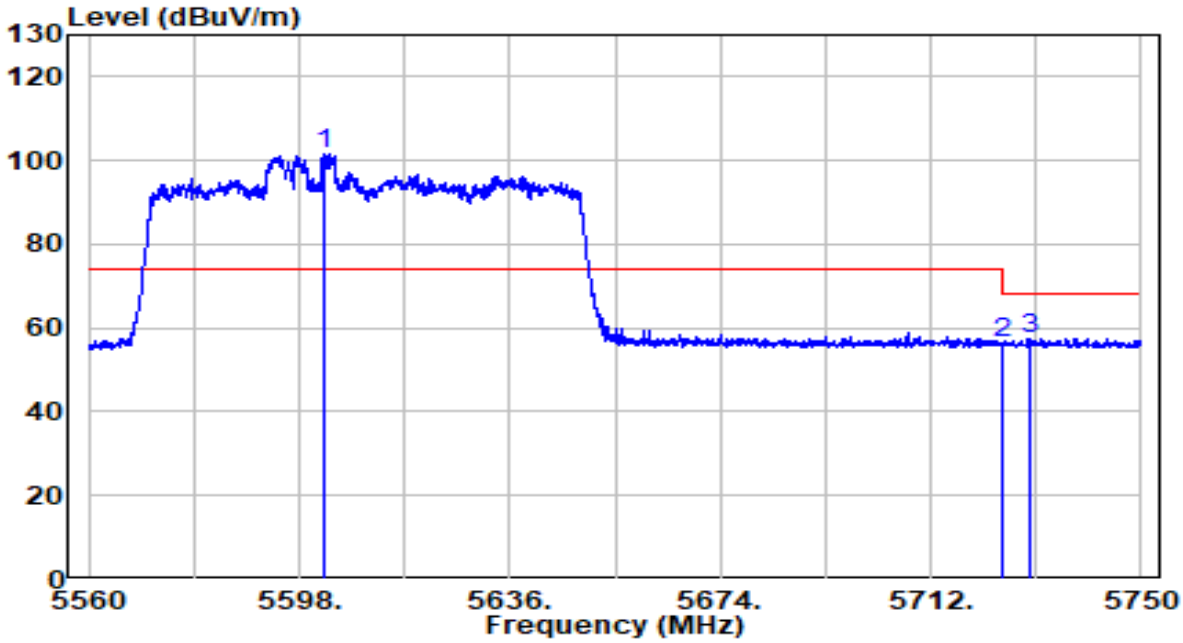

No		Frequency (MHz)	Reading (dBuV)	C.F (dB)	Measurement (dBuV/m)	Margin (dB)	Limit (dBuV/m)	Remark (QP/PK/AV)
1	*	5602.655	80.98	20.60	101.58	N/A	N/A	Peak
2		5725.000	35.65	21.00	56.65	-11.55	68.20	Peak
3		5729.765	36.61	21.01	57.62	-10.58	68.20	Peak

Note:

1. " *", means this data is the worst emission level.
2. C.F (Correction Factor) = Antenna Factor (dB)+ Cable Loss (dB)- Preamplifier(dB)+ 16dB Attenuation.
3. Measurement(dBuV/m) = Reading(dBuV) + C.F (Correction Factor).
4.The emission levels of other frequencies are very lower than the limit and not show in test report.

EUT	AX5400 Wi-Fi 6 Router	Date of Test	2020-10-21
Factor	BBHA 9120D (1GHz~18GHz)_2020	Temp. / Humidity	24.2℃/50%
Polarity	Vertical	Site / Test Engineer	AC1 / Jay Chu
Test Mode	Transmit by 802.11ax-HE80 at Channel 5610MHz (Beamforming Mode)	Test Voltage	120V/60Hz

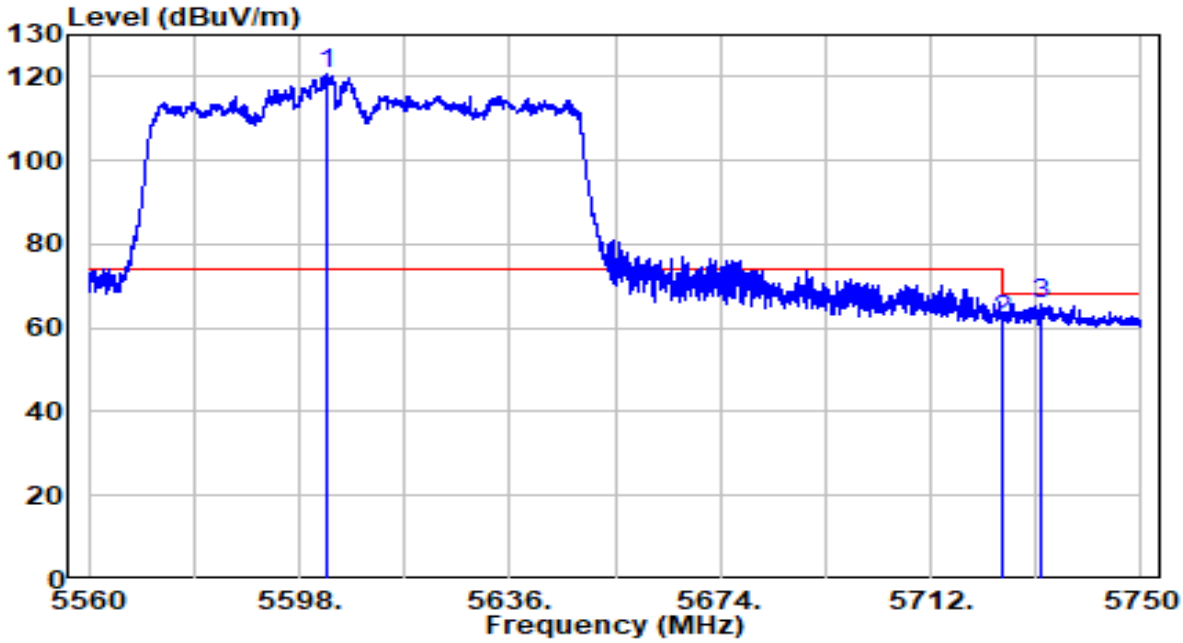

No		Frequency (MHz)	Reading (dBuV)	C.F (dB)	Measurement (dBuV/m)	Margin (dB)	Limit (dBuV/m)	Remark (QP/PK/AV)
1	*	5603.130	100.06	20.60	120.67	N/A	N/A	Peak
2		5725.000	40.92	21.00	61.92	-6.28	68.20	Peak
3		5732.140	44.74	21.02	65.76	-2.44	68.20	Peak

Note:

1. " *", means this data is the worst emission level.
2. C.F (Correction Factor) = Antenna Factor (dB)+ Cable Loss (dB)- Preamplifier(dB)+ 16dB Attenuation.
3. Measurement(dBuV/m) = Reading(dBuV) + C.F (Correction Factor).
4.The emission levels of other frequencies are very lower than the limit and not show in test report.

EUT	AX5400 Wi-Fi 6 Router	Date of Test	2020-10-21
Factor	BBHA 9120D (1GHz~18GHz)_2020	Temp. / Humidity	24.2℃/50%
Polarity	Vertical	Site / Test Engineer	AC1 / Jay Chu
Test Mode	Transmit by 802.11ax-HE80 at Channel 5775MHz (Beamforming Mode)	Test Voltage	120V/60Hz

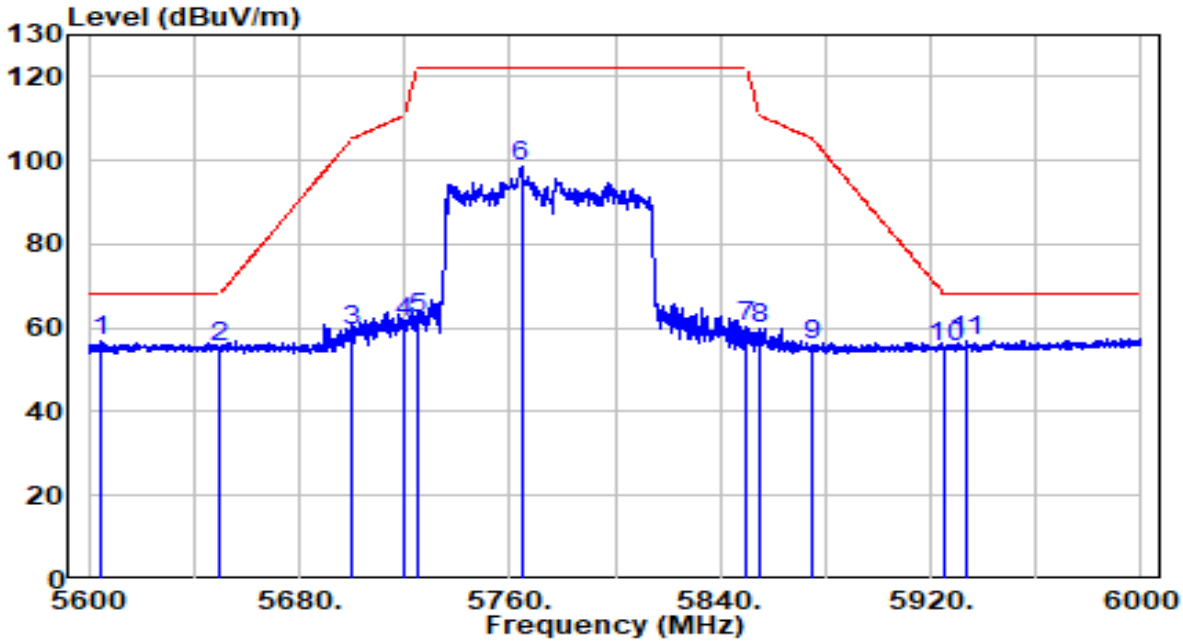

No		Frequency (MHz)	Reading (dBuV)	C.F (dB)	Measurement (dBuV/m)	Margin (dB)	Limit (dBuV/m)	Remark (QP/PK/AV)
1	*	5604.600	36.24	20.61	56.85	-11.35	68.20	Peak
2		5650.000	34.52	20.76	55.28	-12.92	68.20	Peak
3		5700.000	38.22	20.92	59.14	-46.06	105.20	Peak
4		5720.000	40.11	20.98	61.09	-49.71	110.80	Peak
5		5725.000	41.15	21.00	62.15	-60.05	122.20	Peak
6		5764.400	77.29	21.13	98.42	N/A	N/A	Peak
7		5850.000	38.91	21.40	60.31	-61.89	122.20	Peak
8		5855.000	38.51	21.42	59.93	-50.87	110.80	Peak
9		5875.000	34.54	21.49	56.02	-49.18	105.20	Peak
10		5925.000	33.94	21.65	55.59	-12.61	68.20	Peak
11		5933.600	35.06	21.67	56.73	-11.47	68.20	Peak

Note:

1. " *", means this data is the worst emission level.

2. C.F (Correction Factor) = Antenna Factor (dB)+ Cable Loss (dB)- Preamplifier(dB)+ 16dB Attenuation.

3. Measurement(dBuV/m) = Reading(dBuV) + C.F (Correction Factor).

4.The emission levels of other frequencies are very lower than the limit and not show in test report.

EUT	AX5400 Wi-Fi 6 Router	Date of Test	2020-10-21
Factor	BBHA 9120D (1GHz~18GHz)_2020	Temp. / Humidity	24.2℃/50%
Polarity	Vertical	Site / Test Engineer	AC1 / Jay Chu
Test Mode	Transmit by 802.11ax-HE80 at Channel 5775MHz (Beamforming Mode)	Test Voltage	120V/60Hz

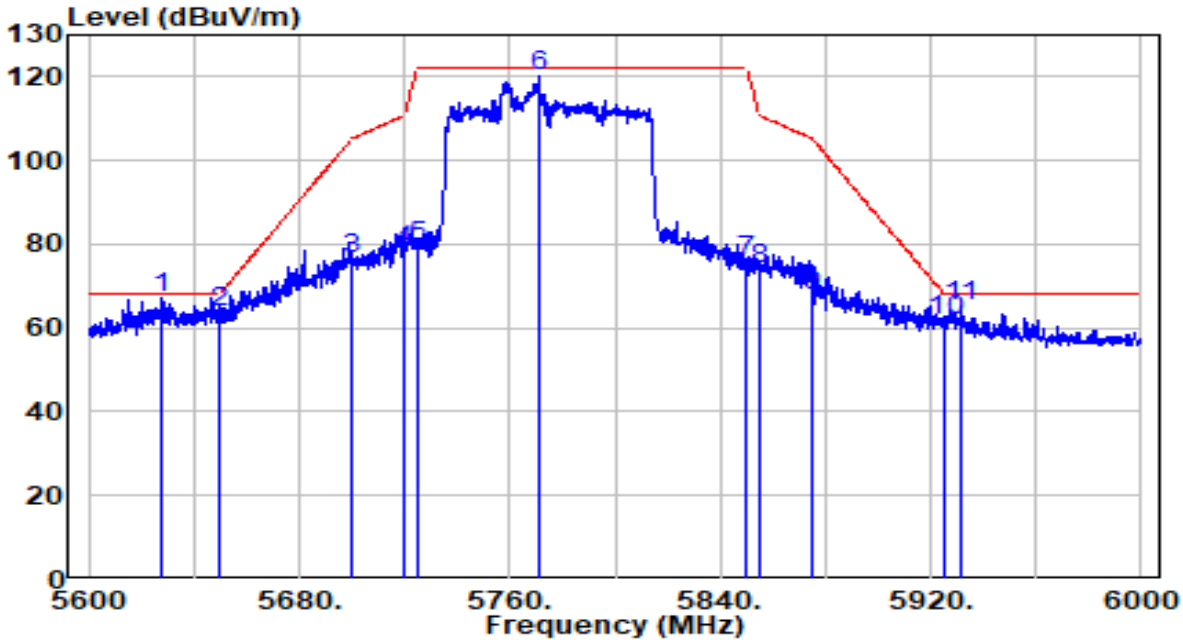

No		Frequency (MHz)	Reading (dBuV)	C.F (dB)	Measurement (dBuV/m)	Margin (dB)	Limit (dBuV/m)	Remark (QP/PK/AV)
1	*	5628.000	46.66	20.68	67.34	-0.86	68.20	Peak
2		5650.000	43.22	20.76	63.98	-4.22	68.20	Peak
3		5700.000	55.40	20.92	76.32	-28.88	105.20	Peak
4		5720.000	57.71	20.98	78.69	-32.11	110.80	Peak
5		5725.000	58.57	21.00	79.57	-42.63	122.20	Peak
6		5771.000	98.92	21.15	120.07	N/A	N/A	Peak
7		5850.000	54.75	21.40	76.15	-46.05	122.20	Peak
8		5855.000	52.77	21.42	74.19	-36.61	110.80	Peak
9		5875.000	46.10	21.49	67.59	-37.61	105.20	Peak
10		5925.000	40.31	21.65	61.96	-6.24	68.20	Peak
11		5931.600	43.37	21.67	65.04	-3.16	68.20	Peak

Note:

1. " *", means this data is the worst emission level.

2. C.F (Correction Factor) = Antenna Factor (dB)+ Cable Loss (dB)- Preamplifier(dB)+ 16dB Attenuation.

3. Measurement(dBuV/m) = Reading(dBuV) + C.F (Correction Factor).

4.The emission levels of other frequencies are very lower than the limit and not show in test report.

EUT	AX5400 Wi-Fi 6 Router	Date of Test	2020-10-21
Factor	BBHA 9120D (1GHz~18GHz)_2020	Temp. / Humidity	24.2℃/50%
Polarity	Horizontal	Site / Test Engineer	AC1 / Jay Chu
Test Mode	Transmit by 802.11ax-HE160 at Channel 5250MHz (Beamforming Mode)	Test Voltage	120V/60Hz

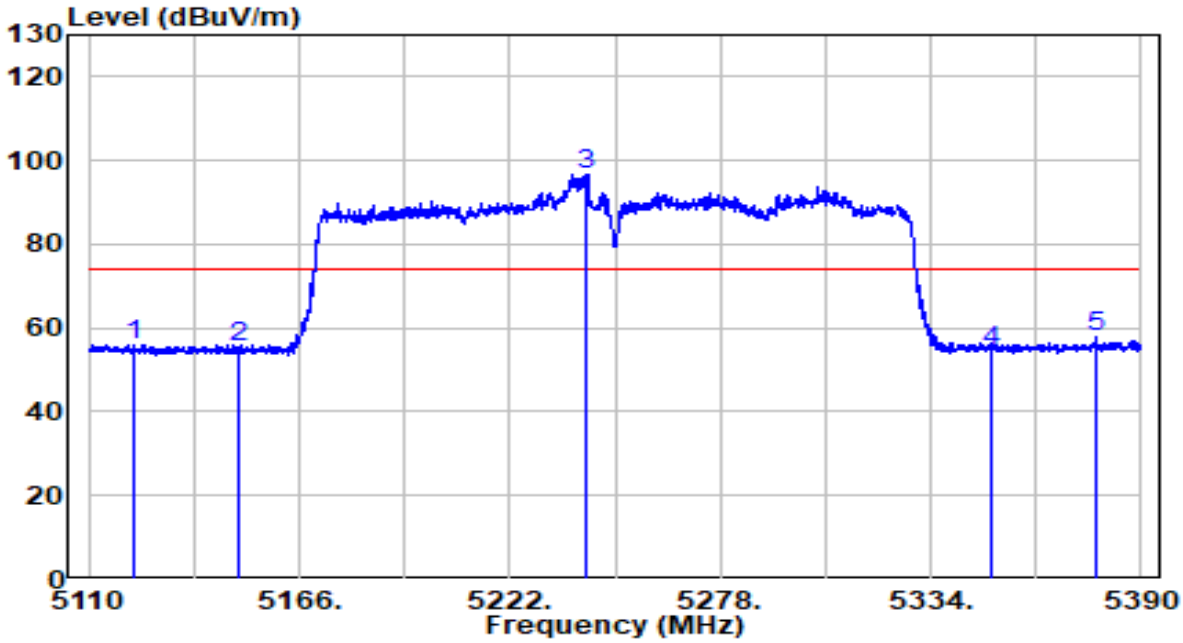

No		Frequency (MHz)	Reading (dBuV)	C.F (dB)	Measurement (dBuV/m)	Margin (dB)	Limit (dBuV/m)	Remark (QP/PK/AV)
1		5121.900	36.25	19.88	56.13	-17.87	74.00	Peak
2		5150.000	35.59	19.91	55.50	-18.50	74.00	Peak
3	*	5242.440	76.77	20.00	96.77	N/A	N/A	Peak
4		5350.000	34.45	20.11	54.56	-19.44	74.00	Peak
5		5378.240	37.60	20.14	57.74	-16.26	74.00	Peak

Note:

1. " *", means this data is the worst emission level.
2. C.F (Correction Factor) = Antenna Factor (dB)+ Cable Loss (dB)- Preamplifier(dB)+ 16dB Attenuation.
3. Measurement(dBuV/m) = Reading(dBuV) + C.F (Correction Factor).
4.The emission levels of other frequencies are very lower than the limit and not show in test report.

EUT	AX5400 Wi-Fi 6 Router	Date of Test	2020-10-21
Factor	BBHA 9120D (1GHz~18GHz)_2020	Temp. / Humidity	24.2℃/50%
Polarity	Horizontal	Site / Test Engineer	AC1 / Jay Chu
Test Mode	Transmit by 802.11ax-HE160 at Channel 5250MHz (Beamforming Mode)	Test Voltage	120V/60Hz

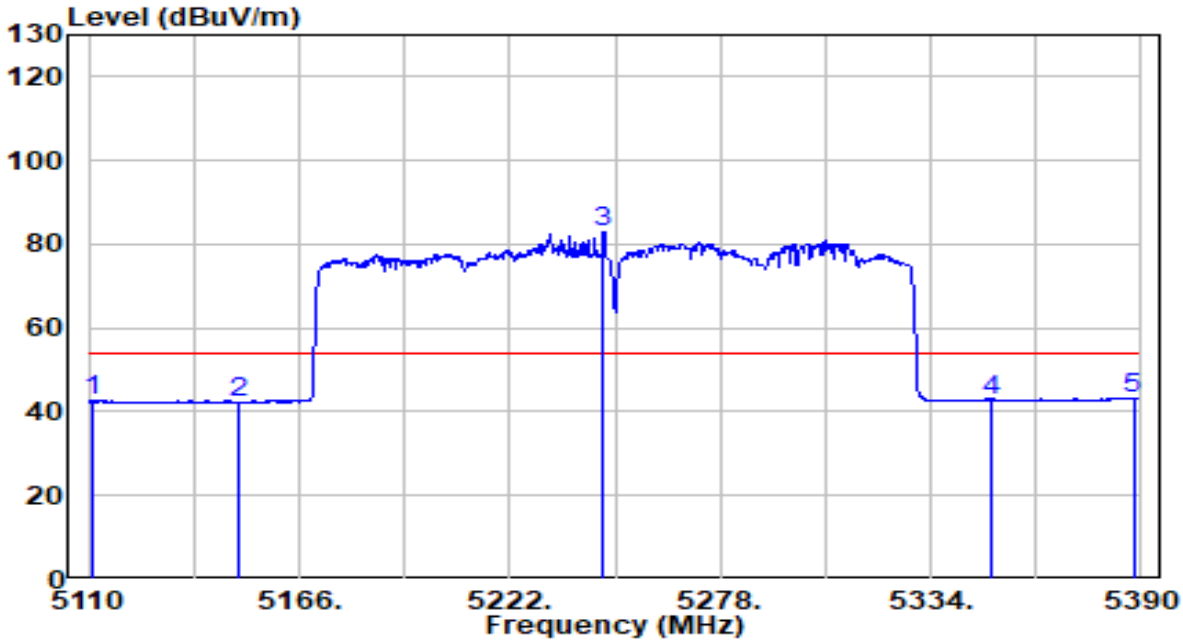

No		Frequency (MHz)	Reading (dBuV)	C.F (dB)	Measurement (dBuV/m)	Margin (dB)	Limit (dBuV/m)	Remark (QP/PK/AV)
1		5111.260	22.77	19.87	42.63	-11.37	54.00	Average
2		5150.000	22.52	19.91	42.43	-11.57	54.00	Average
3	*	5246.780	62.81	20.01	82.82	N/A	N/A	Average
4		5350.000	22.80	20.11	42.91	-11.09	54.00	Average
5		5387.900	23.00	20.15	43.15	-10.85	54.00	Average

Note:

1. " *", means this data is the worst emission level.
2. C.F (Correction Factor) = Antenna Factor (dB)+ Cable Loss (dB)- Preamplifier(dB)+ 16dB Attenuation.
3. Measurement(dBuV/m) = Reading(dBuV) + C.F (Correction Factor).
4.The emission levels of other frequencies are very lower than the limit and not show in test report.

EUT	AX5400 Wi-Fi 6 Router	Date of Test	2020-10-21
Factor	BBHA 9120D (1GHz~18GHz)_2020	Temp. / Humidity	24.2℃/50%
Polarity	Vertical	Site / Test Engineer	AC1 / Jay Chu
Test Mode	Transmit by 802.11ax-HE160 at Channel 5250MHz (Beamforming Mode)	Test Voltage	120V/60Hz

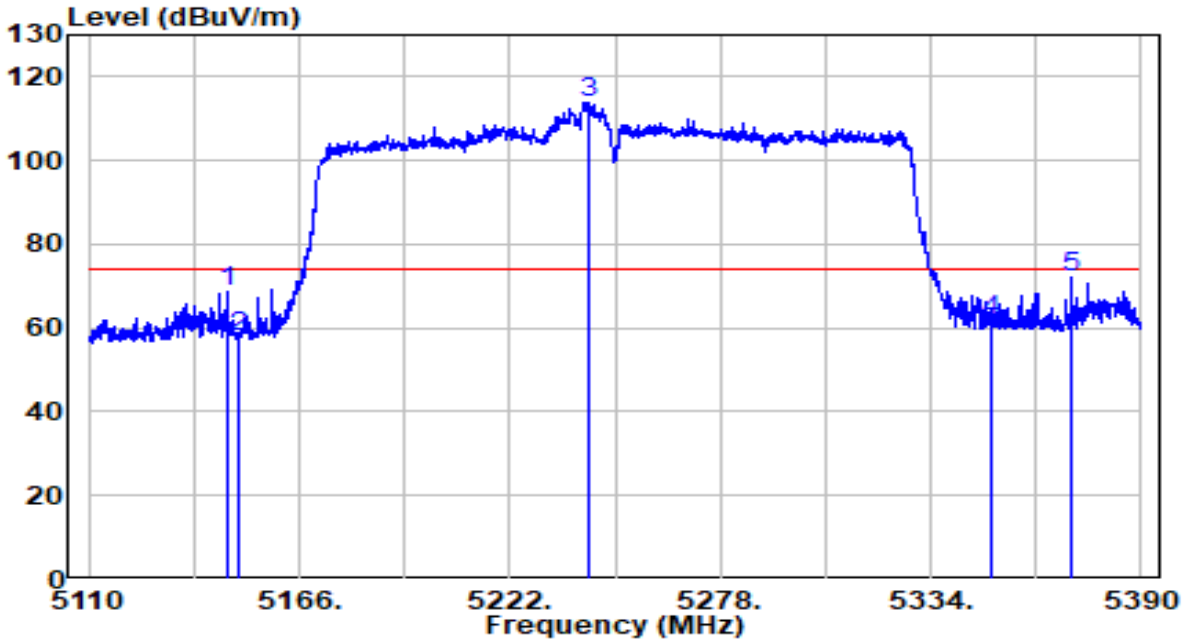

No		Frequency (MHz)	Reading (dBuV)	C.F (dB)	Measurement (dBuV/m)	Margin (dB)	Limit (dBuV/m)	Remark (QP/PK/AV)
1		5147.100	48.59	19.90	68.50	-5.50	74.00	Peak
2		5150.000	38.08	19.91	57.98	-16.02	74.00	Peak
3	*	5243.280	93.85	20.00	113.86	N/A	N/A	Peak
4		5350.000	41.48	20.11	61.59	-12.41	74.00	Peak
5		5371.240	51.77	20.14	71.91	-2.09	74.00	Peak

Note:

1. " *", means this data is the worst emission level.
2. C.F (Correction Factor) = Antenna Factor (dB)+ Cable Loss (dB)- Preamplifier(dB)+ 16dB Attenuation.
3. Measurement(dBuV/m) = Reading(dBuV) + C.F (Correction Factor).
4.The emission levels of other frequencies are very lower than the limit and not show in test report.

EUT	AX5400 Wi-Fi 6 Router	Date of Test	2020-10-21
Factor	BBHA 9120D (1GHz~18GHz)_2020	Temp. / Humidity	24.2℃/50%
Polarity	Vertical	Site / Test Engineer	AC1 / Jay Chu
Test Mode	Transmit by 802.11ax-HE160 at Channel 5250MHz (Beamforming Mode)	Test Voltage	120V/60Hz

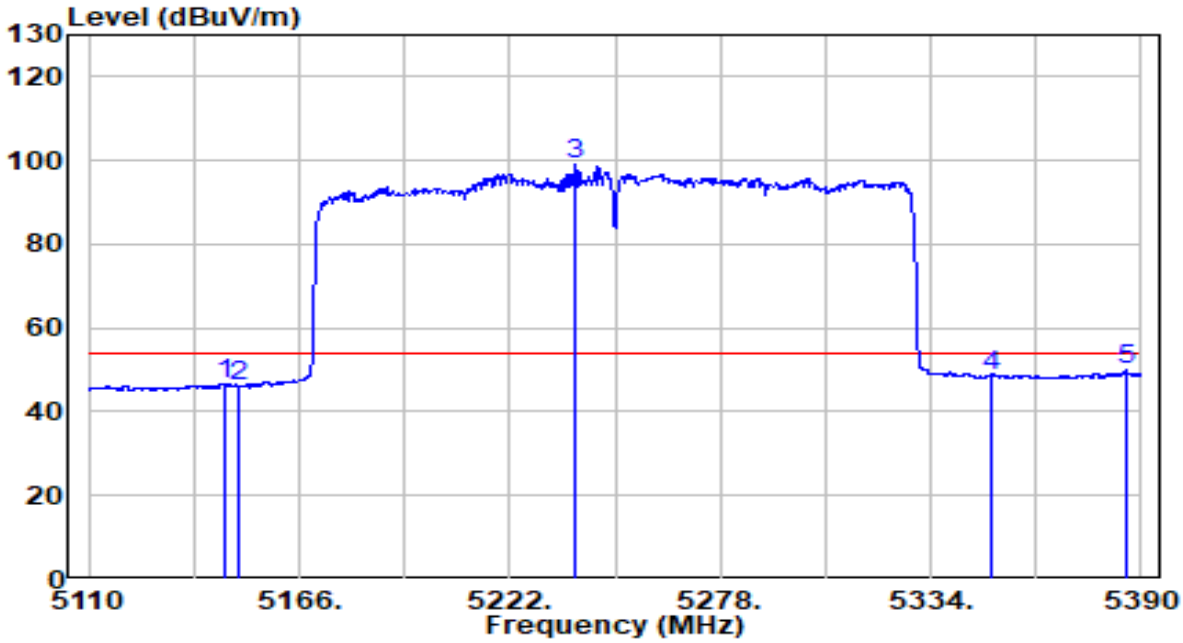

No		Frequency (MHz)	Reading (dBuV)	C.F (dB)	Measurement (dBuV/m)	Margin (dB)	Limit (dBuV/m)	Remark (QP/PK/AV)
1		5146.260	26.68	19.90	46.58	-7.42	54.00	Average
2		5150.000	26.37	19.91	46.27	-7.73	54.00	Average
3	*	5239.640	78.93	20.00	98.93	N/A	N/A	Average
4		5350.000	28.24	20.11	48.35	-5.65	54.00	Average
5		5386.220	29.72	20.15	49.87	-4.13	54.00	Average

Note:

1. " *", means this data is the worst emission level.
2. C.F (Correction Factor) = Antenna Factor (dB)+ Cable Loss (dB)- Preamplifier(dB)+ 16dB Attenuation.
3. Measurement(dBuV/m) = Reading(dBuV) + C.F (Correction Factor).
4.The emission levels of other frequencies are very lower than the limit and not show in test report.

EUT	AX5400 Wi-Fi 6 Router	Date of Test	2020-10-21
Factor	BBHA 9120D (1GHz~18GHz)_2020	Temp. / Humidity	24.2℃/50%
Polarity	Horizontal	Site / Test Engineer	AC1 / Jay Chu
Test Mode	Transmit by 802.11ax-HE160 at Channel 5570MHz (Beamforming Mode)	Test Voltage	120V/60Hz

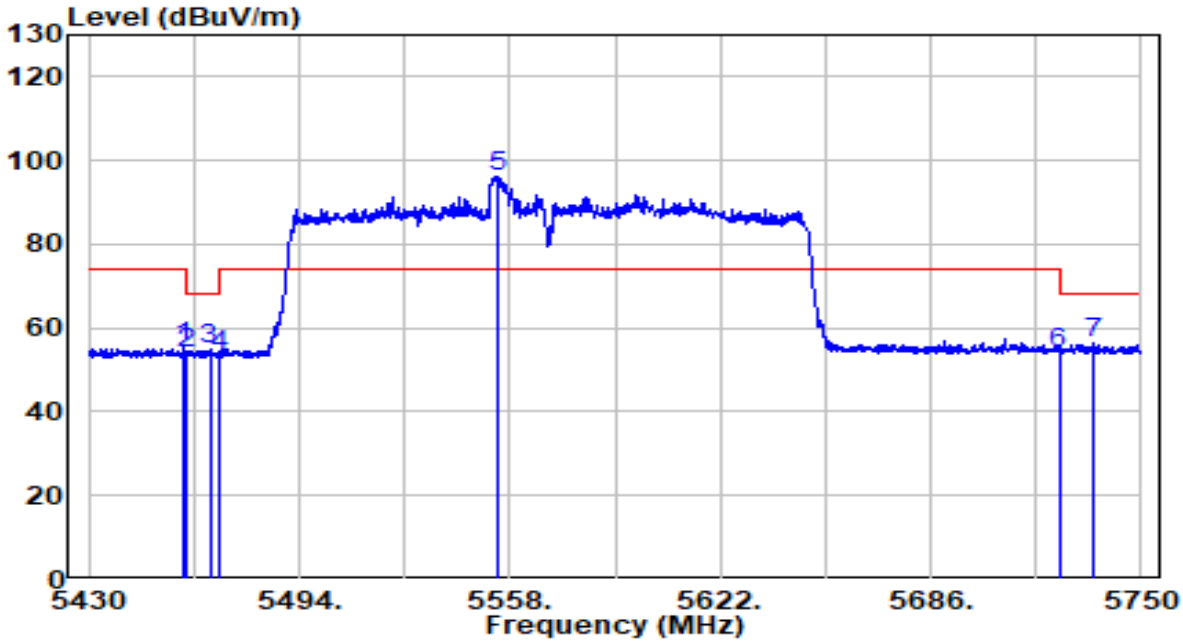

No		Frequency (MHz)	Reading (dBuV)	C.F (dB)	Measurement (dBuV/m)	Margin (dB)	Limit (dBuV/m)	Remark (QP/PK/AV)
1		5458.960	35.40	20.23	55.62	-18.38	74.00	Peak
2		5460.000	33.95	20.23	54.18	-14.02	68.20	Peak
3		5466.800	34.90	20.24	55.14	-13.06	68.20	Peak
4		5470.000	33.21	20.24	53.45	-14.75	68.20	Peak
5	*	5554.320	75.88	20.45	96.32	N/A	N/A	Peak
6		5725.000	33.20	21.00	54.20	-14.00	68.20	Peak
7		5735.600	35.29	21.03	56.32	-11.88	68.20	Peak

Note:

1. " *", means this data is the worst emission level.
2. C.F (Correction Factor) = Antenna Factor (dB)+ Cable Loss (dB)- Preamplifier(dB)+ 16dB Attenuation.
3. Measurement(dBuV/m) = Reading(dBuV) + C.F (Correction Factor).
4.The emission levels of other frequencies are very lower than the limit and not show in test report.

EUT	AX5400 Wi-Fi 6 Router	Date of Test	2020-10-21
Factor	BBHA 9120D (1GHz~18GHz)_2020	Temp. / Humidity	24.2℃/50%
Polarity	Horizontal	Site / Test Engineer	AC1 / Jay Chu
Test Mode	Transmit by 802.11ax-HE160 at Channel 5570MHz (Beamforming Mode)	Test Voltage	120V/60Hz

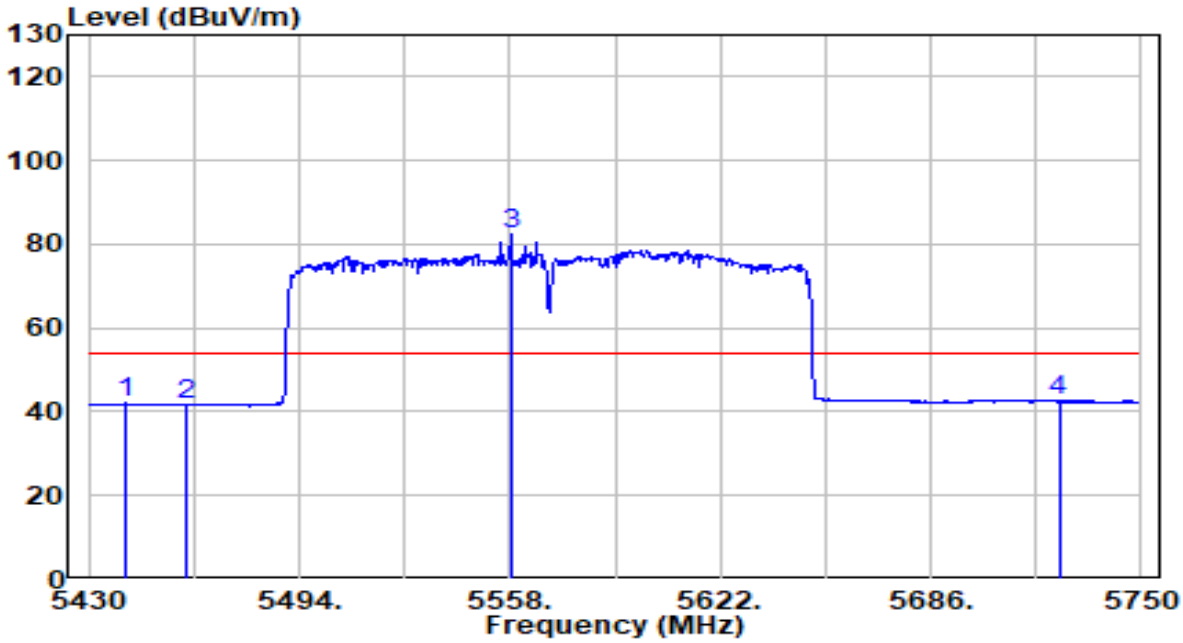

No		Frequency (MHz)	Reading (dBuV)	C.F (dB)	Measurement (dBuV/m)	Margin (dB)	Limit (dBuV/m)	Remark (QP/PK/AV)
1		5441.040	21.84	20.21	42.05	-11.95	54.00	Average
2		5460.000	21.36	20.23	41.58	-12.42	54.00	Average
3	*	5558.320	62.05	20.46	82.51	N/A	N/A	Average
4		5725.000	21.57	21.00	42.57	-11.43	54.00	Average

Note:

1. " *", means this data is the worst emission level.
2. C.F (Correction Factor) = Antenna Factor (dB)+ Cable Loss (dB)- Preamplifier(dB)+ 16dB Attenuation.
3. Measurement(dBuV/m) = Reading(dBuV) + C.F (Correction Factor).
4.The emission levels of other frequencies are very lower than the limit and not show in test report.

EUT	AX5400 Wi-Fi 6 Router	Date of Test	2020-10-21
Factor	BBHA 9120D (1GHz~18GHz)_2020	Temp. / Humidity	24.2℃/50%
Polarity	Vertical	Site / Test Engineer	AC1 / Jay Chu
Test Mode	Transmit by 802.11ax-HE160 at Channel 5570MHz (Beamforming Mode)	Test Voltage	120V/60Hz

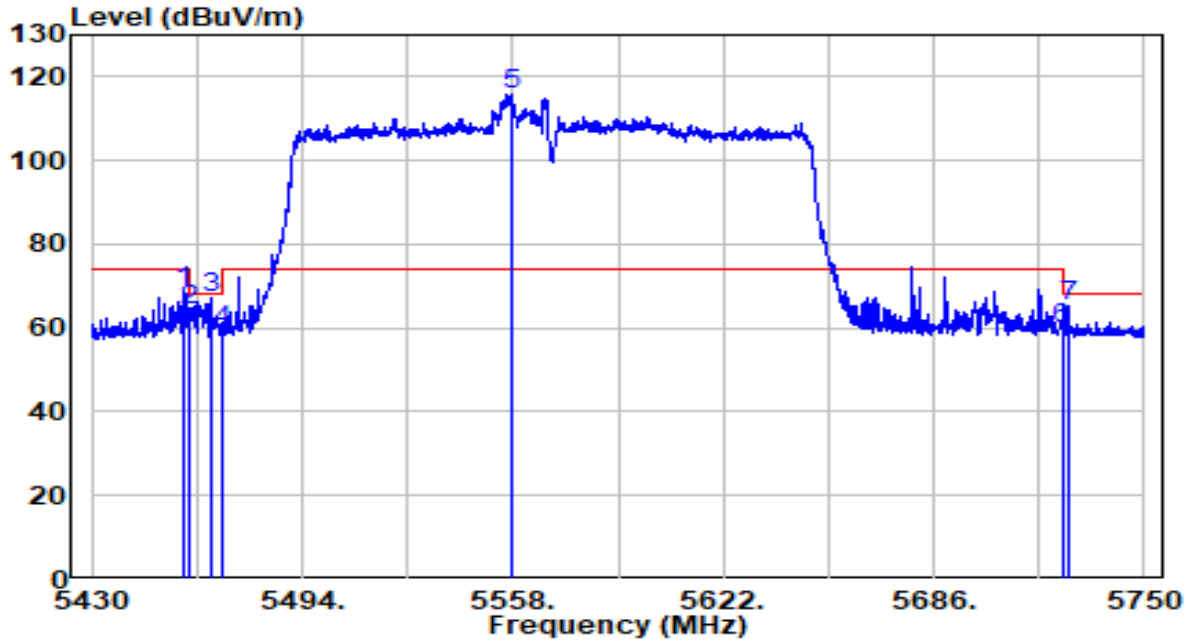

No		Frequency (MHz)	Reading (dBuV)	C.F (dB)	Measurement (dBuV/m)	Margin (dB)	Limit (dBuV/m)	Remark (QP/PK/AV)
1		5457.840	48.59	20.23	68.81	-5.19	74.00	Peak
2		5460.000	43.90	20.23	64.13	-4.07	68.20	Peak
3		5466.000	47.09	20.23	67.33	-0.87	68.20	Peak
4		5470.000	39.08	20.24	59.32	-8.88	68.20	Peak
5	*	5557.520	95.38	20.46	115.83	N/A	N/A	Peak
6		5725.000	39.06	21.00	60.06	-8.14	68.20	Peak
7		5726.800	44.27	21.00	65.28	-2.92	68.20	Peak

Note:

1. " *", means this data is the worst emission level.
2. C.F (Correction Factor) = Antenna Factor (dB)+ Cable Loss (dB)- Preamplifier(dB)+ 16dB Attenuation.
3. Measurement(dBuV/m) = Reading(dBuV) + C.F (Correction Factor).
4.The emission levels of other frequencies are very lower than the limit and not show in test report.

EUT	AX5400 Wi-Fi 6 Router	Date of Test	2020-10-21
Factor	BBHA 9120D (1GHz~18GHz)_2020	Temp. / Humidity	24.2℃/50%
Polarity	Vertical	Site / Test Engineer	AC1 / Jay Chu
Test Mode	Transmit by 802.11ax-HE160 at Channel 5570MHz (Beamforming Mode)	Test Voltage	120V/60Hz

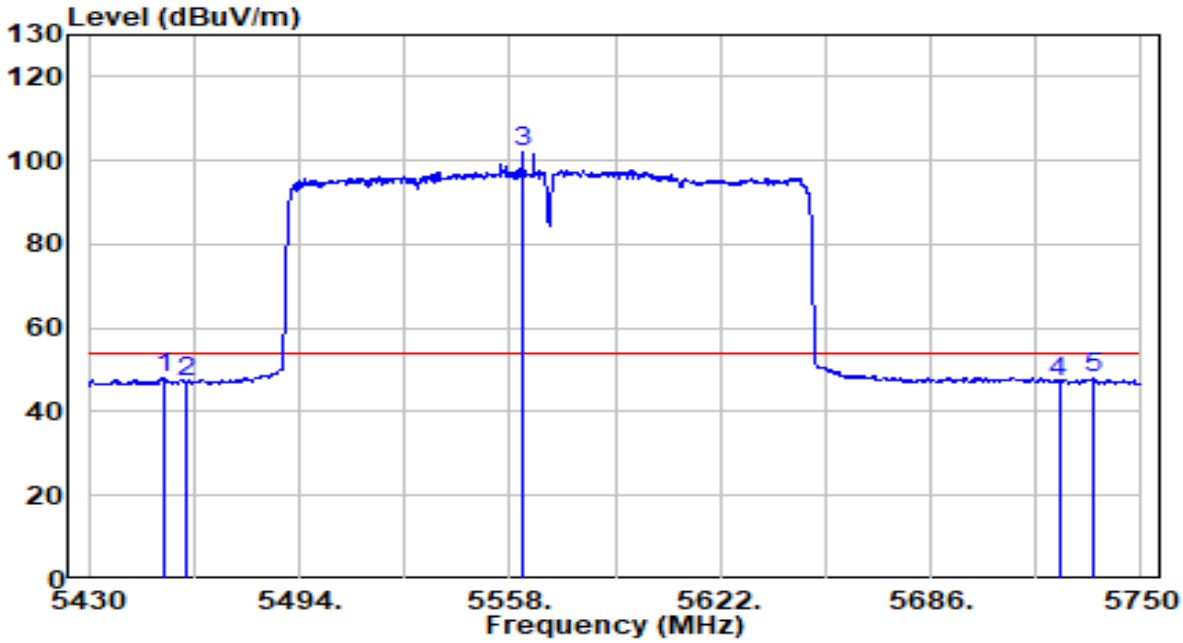

No		Frequency (MHz)	Reading (dBuV)	C.F (dB)	Measurement (dBuV/m)	Margin (dB)	Limit (dBuV/m)	Remark (QP/PK/AV)
1		5452.560	27.63	20.22	47.85	-6.15	54.00	Average
2		5460.000	26.88	20.23	47.11	-6.89	54.00	Average
3	*	5562.160	81.70	20.47	102.17	N/A	N/A	Average
4		5725.000	26.29	21.00	47.29	-6.71	54.00	Average
5		5735.440	26.89	21.03	47.93	-6.07	54.00	Average

Note:

1. " *", means this data is the worst emission level.
2. C.F (Correction Factor) = Antenna Factor (dB)+ Cable Loss (dB)- Preamplifier(dB)+ 16dB Attenuation.
3. Measurement(dBuV/m) = Reading(dBuV) + C.F (Correction Factor).
4.The emission levels of other frequencies are very lower than the limit and not show in test report.

7.10. AC Conducted Emissions Measurement

7.10.1.TestLimit

FCC Part 15.207 Limits		
Frequency (MHz)	QP (dBμV)	AV (dBμV)
0.15 - 0.50	66 - 56	56 - 46
0.50 - 5.0	56	46
5.0 - 30	60	50

Note 1: The lower limit shall apply at the transition frequencies.

Note 2: The limit decreases linearly with the logarithm of the frequency in the range 0.15MHz to 0.5MHz.

7.10.2.Test Procedure

The EUT was setup according to ANSI C63.4, 2009 and tested according to KDB 789033 for compliance to FCC 47CFR 15.247 requirements. The EUT was placed on a platform of nominal size, 1 m by 1.5 m, raised 80 cm above the conducting ground plane. The vertical conducting plane was located 40 cm to the rear of the EUT. All other surfaces of EUT were at least 80 cm from any other grounded conducting surface. The EUT and simulators are connected to the main power through a line impedance stabilization network (LISN). The LISN provides a 50 ohm /50uH coupling impedance for the measuring equipment. The peripheral devices are also connected to the main power through a LISN. (Please refer to the block diagram of the test setup and photographs)Each current-carrying conductor of the EUT power cord, except the ground (safety) conductor, was individually connected through a LISN to the input power source.

The excess length of the power cord between the EUT and the LISN receptacle were folded back and forth at the center of the lead to form a bundle not exceeding 40 cm in length.

Conducted emissions were investigated over the frequency range from 0.15MHz to 30MHz using a receiver bandwidth of 9kHz.

7.10.3.Test Setup

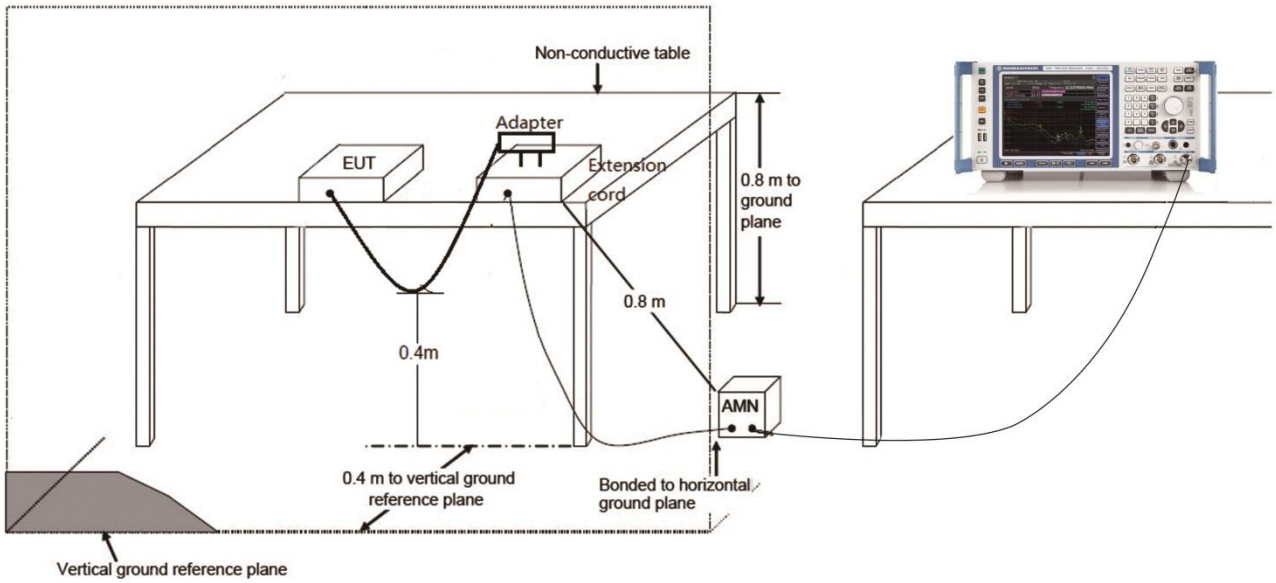

7.10.4.Test Result

EUT	AX5400 Wi-Fi 6 Router	Date of Test	2020-10-20
Factor	CE_ENV216-L1 (Filter ON)_2020	Temp. / Humidity	22.4°C /45.6%
Polarity	Line1	Site / Test Engineer	SR2 / Peter Xu
Test Mode	1	Test Voltage	120V/60Hz

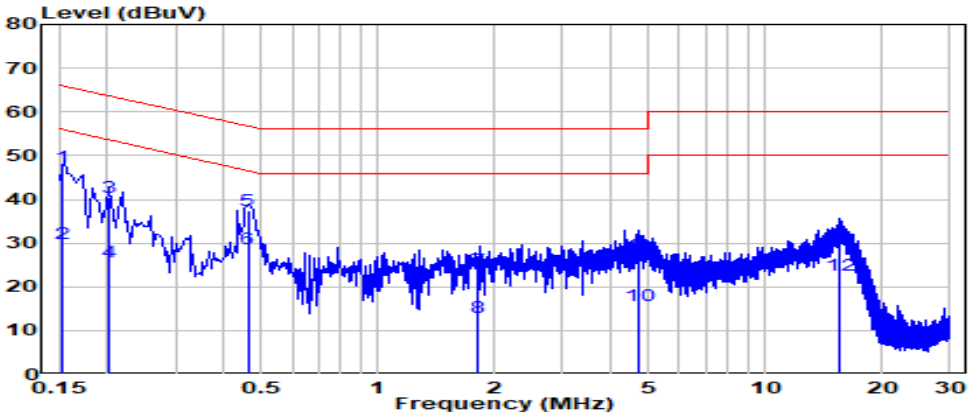

No		Frequency (MHz)	Reading (dBuV)	C.F (dB)	Measurement (dBuV/m)	Margin (dB)	Limit (dBuV/m)	Remark (QP/PK/AV)
1		0.153	37.75	9.61	47.36	-18.47	65.84	QP
2		0.153	20.35	9.61	29.96	-25.87	55.84	Average
3		0.201	30.88	9.61	40.49	-23.08	63.57	QP
4		0.201	16.18	9.61	25.79	-27.78	53.57	Average
5		0.461	27.93	9.63	37.56	-19.12	56.67	QP
6		0.461	19.03	9.63	28.66	-18.02	46.67	Average
7		1.820	14.14	9.68	23.83	-32.17	56.00	QP
8	*	1.820	3.44	9.68	13.13	-32.87	46.00	Average
9		4.740	17.72	9.73	27.45	-28.55	56.00	QP
10		4.740	6.02	9.73	15.75	-30.25	46.00	Average
11		15.540	18.97	9.94	28.91	-31.09	60.00	QP
12		15.540	12.67	9.94	22.61	-27.39	50.00	Average

Note:

1. " *", means this data is the worst emission level.
2. C.F (Correction Factor) = LISN Factor (dB)+ Cable Loss (dB).
3. Measurement(dBuV/m) = Reading(dBuV) + C.F (Correction Factor).

EUT	AX5400 Wi-Fi 6 Router	Date of Test	2020-10-20
Factor	CE_ENV216-N (Filter ON)_2020	Temp. / Humidity	22.4°C /45.6%
Polarity	Neutral	Site / Test Engineer	SR2 / Peter Xu
Test Mode	1	Test Voltage	120V/60Hz

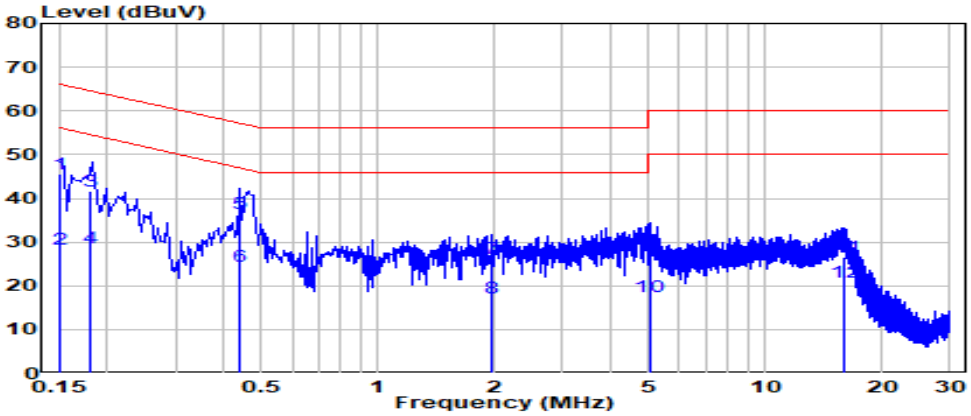

No		Frequency (MHz)	Reading (dBuV)	C.F (dB)	Measurement (dBuV/m)	Margin (dB)	Limit (dBuV/m)	Remark (QP/PK/AV)
1		0.150	36.01	9.62	45.63	-20.37	66.00	QP
2		0.150	18.71	9.62	28.33	-27.67	56.00	Average
3		0.181	32.11	9.62	41.73	-22.71	64.44	QP
4		0.181	19.11	9.62	28.73	-25.71	54.44	Average
5		0.441	26.94	9.64	36.57	-20.47	57.04	QP
6	*	0.441	14.74	9.64	24.37	-22.67	47.04	Average
7		1.970	16.59	9.69	26.28	-29.73	56.00	QP
8		1.970	7.39	9.69	17.08	-28.93	46.00	Average
9		5.020	18.44	9.75	28.19	-31.81	60.00	QP
10		5.020	7.84	9.75	17.59	-32.41	50.00	Average
11		16.020	16.71	9.99	26.70	-33.30	60.00	QP
12		16.020	10.81	9.99	20.80	-29.20	50.00	Average

Note:

1. " *", means this data is the worst emission level.
2. C.F (Correction Factor) = LISN Factor (dB)+ Cable Loss (dB).
3. Measurement(dBuV/m) = Reading(dBuV) + C.F (Correction Factor).

8. CONCLUSION

The data collected relate only the item(s) tested and show that the device is in compliance with Part 15E of the FCC Rules.

The End

Appendix A - Test Setup Photograph

Refer to “2004TW0003-UT” file.

Appendix B-EUT Photograph

Refer to “2004TW0003-UE” file.