EUT	AX6600 Tri-Band Wi-Fi 6 Router	Date of Test	2020-04-27
Factor	BBHA 9120D_1-18GHz_2020	Temp. / Humidity	23.8°C /39.5%
Polarity	Horizontal	Site / Test Engineer	AC1 / Kevin Ker
Test Mode	Transmit by 802.11ax-HE20 at channel 5180MHz (CDD Mode N_{SS}=1)	Test Voltage	120V/60Hz

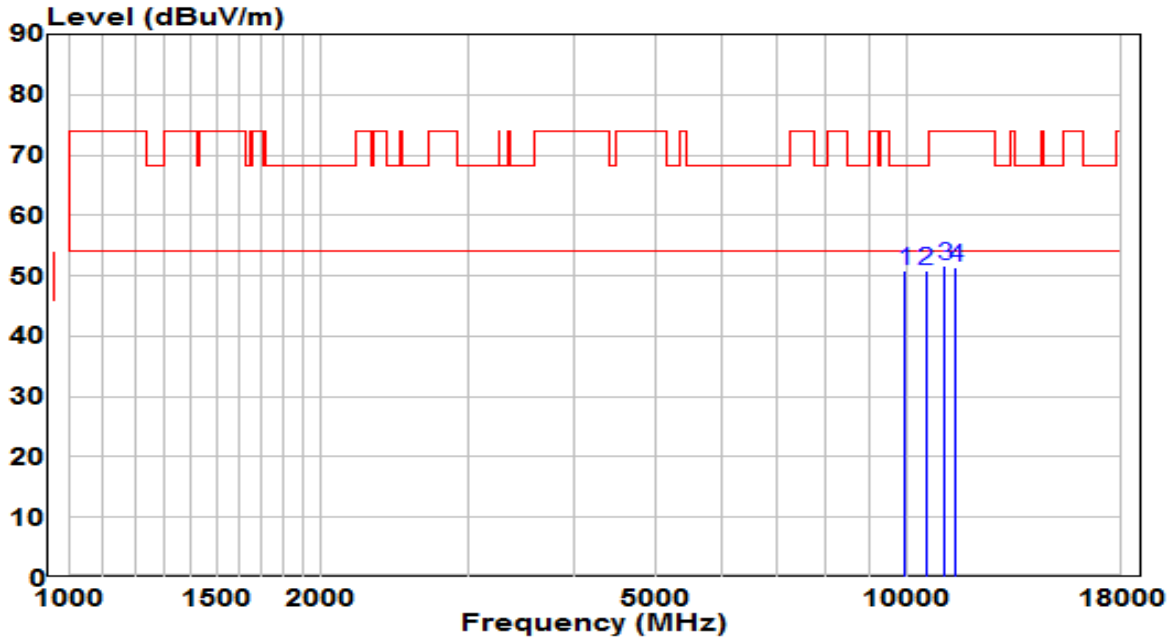

No		Frequency (MHz)	Reading (dBuV)	C.F (dB)	Measurement (dBuV/m)	Margin (dB)	Limit (dBuV/m)	Remark (QP/PK/AV)
1	*	9950.500	35.88	15.10	50.98	-17.22	68.20	Peak
2		10511.500	34.08	16.89	50.96	-17.24	68.20	Peak
3		11081.000	33.95	17.66	51.60	-22.40	74.00	Peak
4		11404.000	33.51	17.96	51.47	-22.53	74.00	Peak

Note:

1. " *", means this data is the worst emission level.
2. C.F (Correction Factor) = Antenna Factor (dB)+ Cable Loss (dB) – Preamplifier(dB).
3. Measurement (dBuV/m) = Reading(dBuV) + C.F (Correction Factor).
4. The emission levels of other frequencies are very lower than the limit and not show in test report.

EUT	AX6600 Tri-Band Wi-Fi 6 Router	Date of Test	2020-04-27
Factor	BBHA 9120D_1-18GHz_2020	Temp. / Humidity	23.8°C /39.5%
Polarity	Vertical	Site / Test Engineer	AC1 / Kevin Ker
Test Mode	Transmit by 802.11ax-HE20 at channel 5180MHz (CDD Mode N_{SS}=1)	Test Voltage	120V/60Hz

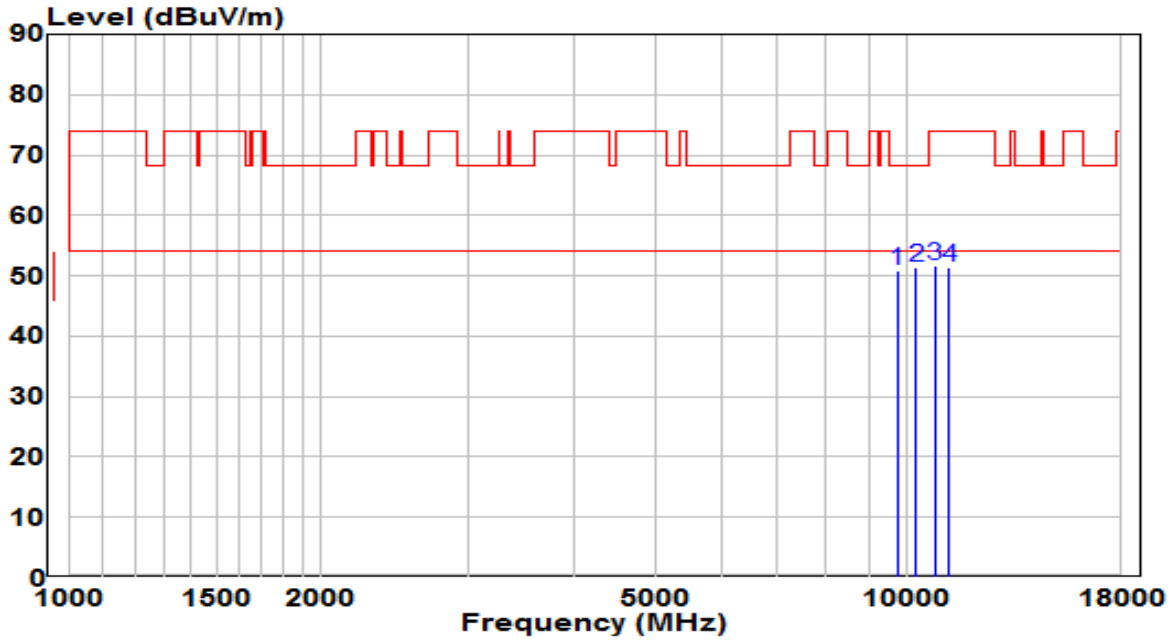

No		Frequency (MHz)	Reading (dBuV)	C.F (dB)	Measurement (dBuV/m)	Margin (dB)	Limit (dBuV/m)	Remark (QP/PK/AV)
1		9738.000	36.55	14.40	50.95	-17.25	68.20	Peak
2	*	10256.500	35.23	16.09	51.32	-16.88	68.20	Peak
3		10792.000	34.46	17.29	51.74	-22.26	74.00	Peak
4		11217.000	33.64	17.78	51.43	-22.57	74.00	Peak

Note:

1. " *", means this data is the worst emission level.
2. C.F (Correction Factor) = Antenna Factor (dB)+ Cable Loss (dB) – Preamplifier(dB).
3. Measurement (dBuV/m) = Reading(dBuV) + C.F (Correction Factor).
4. The emission levels of other frequencies are very lower than the limit and not show in test report.

EUT	AX6600 Tri-Band Wi-Fi 6 Router	Date of Test	2020-04-27
Factor	BBHA 9120D_1-18GHz_2020	Temp. / Humidity	23.8°C /39.5%
Polarity	Horizontal	Site / Test Engineer	AC1 / Kevin Ker
Test Mode	Transmit by 802.11ax-HE20 at channel 5220MHz (CDD Mode N_{SS}=1)	Test Voltage	120V/60Hz

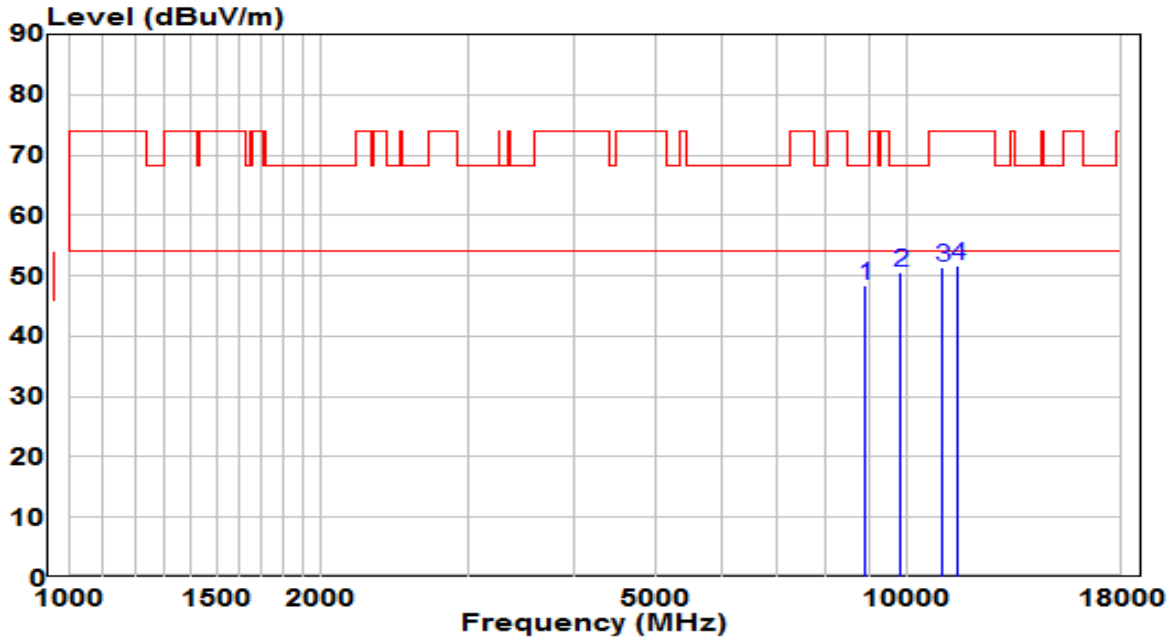

No		Frequency (MHz)	Reading (dBuV)	C.F (dB)	Measurement (dBuV/m)	Margin (dB)	Limit (dBuV/m)	Remark (QP/PK/AV)
1		8905.000	34.98	13.53	48.51	-19.69	68.20	Peak
2	*	9814.500	35.94	14.65	50.59	-17.61	68.20	Peak
3		10996.000	33.79	17.57	51.37	-22.63	74.00	Peak
4		11506.000	33.62	18.05	51.67	-22.33	74.00	Peak

Note:

1. " *", means this data is the worst emission level.
2. C.F (Correction Factor) = Antenna Factor (dB)+ Cable Loss (dB) – Preamplifier(dB).
3. Measurement (dBuV/m) = Reading(dBuV) + C.F (Correction Factor).
4. The emission levels of other frequencies are very lower than the limit and not show in test report.

EUT	AX6600 Tri-Band Wi-Fi 6 Router	Date of Test	2020-04-27
Factor	BBHA 9120D_1-18GHz_2020	Temp. / Humidity	23.8°C /39.5%
Polarity	Vertical	Site / Test Engineer	AC1 / Kevin Ker
Test Mode	Transmit by 802.11ax-HE20 at channel 5220MHz (CDD Mode N_{SS}=1)	Test Voltage	120V/60Hz

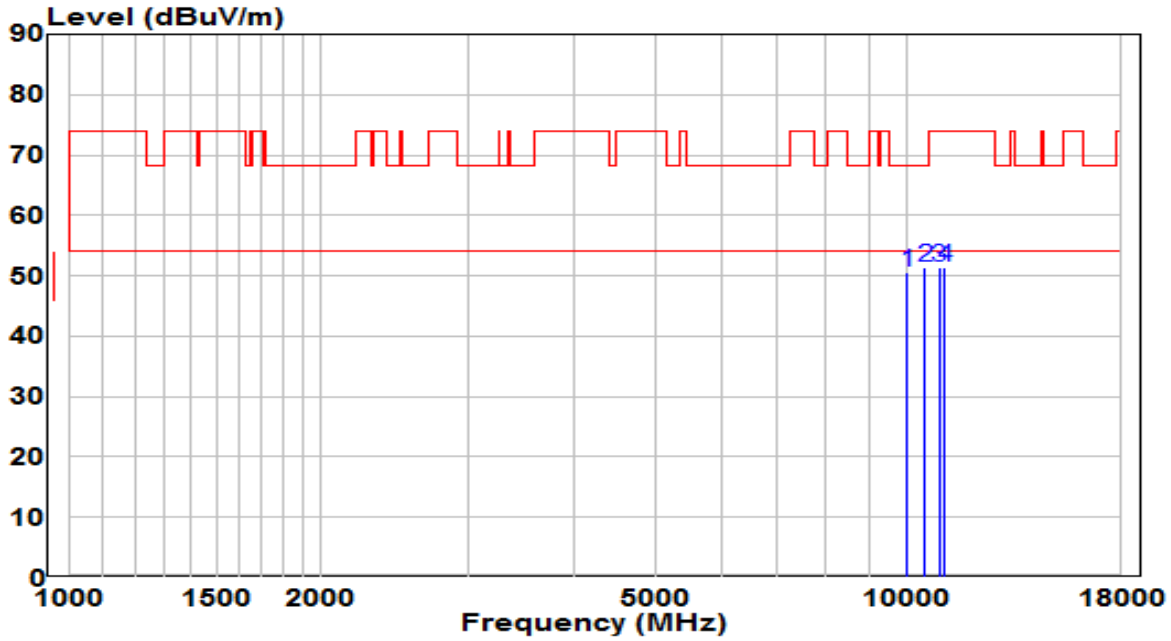

No		Frequency (MHz)	Reading (dBuV)	C.F (dB)	Measurement (dBuV/m)	Margin (dB)	Limit (dBuV/m)	Remark (QP/PK/AV)
1		9984.500	35.39	15.21	50.60	-17.60	68.20	Peak
2	*	10503.000	34.46	16.87	51.33	-16.87	68.20	Peak
3		10911.000	34.05	17.45	51.50	-22.50	74.00	Peak
4		11064.000	33.90	17.64	51.54	-22.46	74.00	Peak

Note:

1. " *", means this data is the worst emission level.
2. C.F (Correction Factor) = Antenna Factor (dB)+ Cable Loss (dB) – Preamplifier(dB).
3. Measurement (dBuV/m) = Reading(dBuV) + C.F (Correction Factor).
4. The emission levels of other frequencies are very lower than the limit and not show in test report.

EUT	AX6600 Tri-Band Wi-Fi 6 Router	Date of Test	2020-04-27
Factor	BBHA 9120D_1-18GHz_2020	Temp. / Humidity	23.8°C /39.5%
Polarity	Horizontal	Site / Test Engineer	AC1 / Kevin Ker
Test Mode	Transmit by 802.11ax-HE20 at channel 5240MHz (CDD Mode N_{SS}=1)	Test Voltage	120V/60Hz

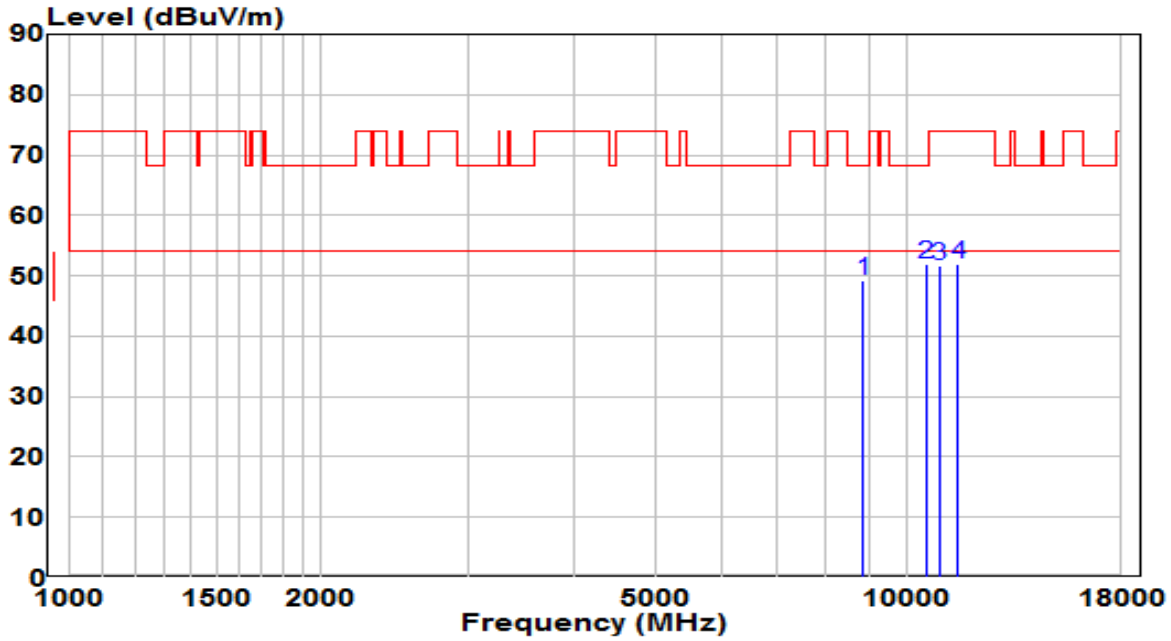

No		Frequency (MHz)	Reading (dBuV)	C.F (dB)	Measurement (dBuV/m)	Margin (dB)	Limit (dBuV/m)	Remark (QP/PK/AV)
1		8862.500	35.77	13.42	49.18	-19.02	68.20	Peak
2	*	10528.500	35.01	16.91	51.93	-16.27	68.20	Peak
3		10902.500	34.26	17.44	51.70	-22.30	74.00	Peak
4		11506.000	33.86	18.05	51.90	-22.10	74.00	Peak

Note:

1. " *", means this data is the worst emission level.
2. C.F (Correction Factor) = Antenna Factor (dB)+ Cable Loss (dB) – Preamplifier(dB).
3. Measurement (dBuV/m) = Reading(dBuV) + C.F (Correction Factor).
4. The emission levels of other frequencies are very lower than the limit and not show in test report.

EUT	AX6600 Tri-Band Wi-Fi 6 Router	Date of Test	2020-04-27
Factor	BBHA 9120D_1-18GHz_2020	Temp. / Humidity	23.8°C /39.5%
Polarity	Vertical	Site / Test Engineer	AC1 / Kevin Ker
Test Mode	Transmit by 802.11ax-HE20 at channel 5240MHz (CDD Mode N_{SS}=1)	Test Voltage	120V/60Hz

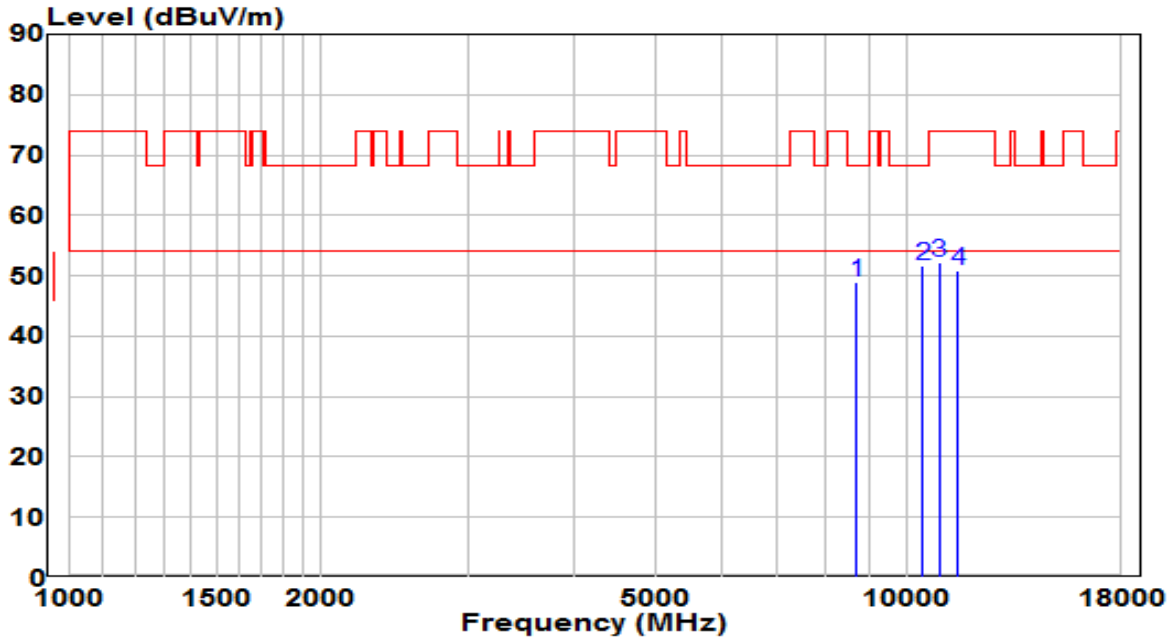

No		Frequency (MHz)	Reading (dBuV)	C.F (dB)	Measurement (dBuV/m)	Margin (dB)	Limit (dBuV/m)	Remark (QP/PK/AV)
1		8701.000	36.09	12.99	49.08	-19.12	68.20	Peak
2	*	10435.000	35.08	16.66	51.74	-16.46	68.20	Peak
3		10911.000	34.80	17.45	52.26	-21.74	74.00	Peak
4		11506.000	32.77	18.05	50.82	-23.18	74.00	Peak

Note:

1. " *", means this data is the worst emission level.
2. C.F (Correction Factor) = Antenna Factor (dB)+ Cable Loss (dB) – Preamplifier(dB).
3. Measurement (dBuV/m) = Reading(dBuV) + C.F (Correction Factor).
4. The emission levels of other frequencies are very lower than the limit and not show in test report.

EUT	AX6600 Tri-Band Wi-Fi 6 Router	Date of Test	2020-04-27
Factor	BBHA 9120D_1-18GHz_2020	Temp. / Humidity	23.8°C /39.5%
Polarity	Horizontal	Site / Test Engineer	AC1 / Kevin Ker
Test Mode	Transmit by 802.11ax-HE20 at channel 5500MHz (CDD Mode N_{SS}=1)	Test Voltage	120V/60Hz

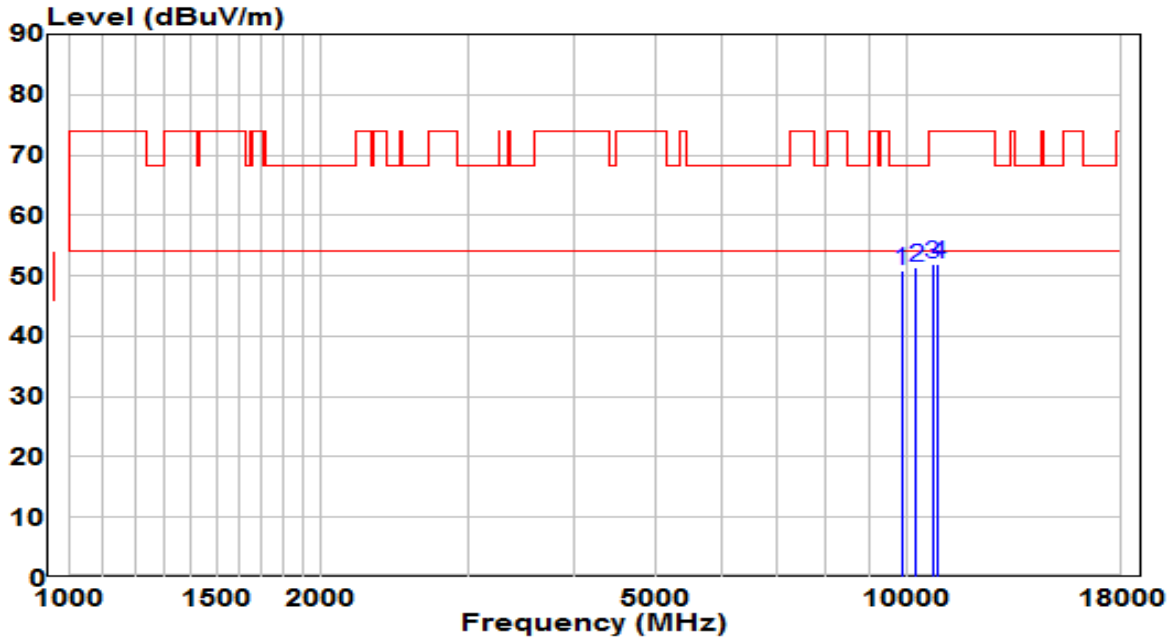

No		Frequency (MHz)	Reading (dBuV)	C.F (dB)	Measurement (dBuV/m)	Margin (dB)	Limit (dBuV/m)	Remark (QP/PK/AV)
1		9848.500	36.14	14.76	50.91	-17.29	68.20	Peak
2	*	10256.500	35.22	16.09	51.31	-16.89	68.20	Peak
3		10707.000	34.81	17.16	51.98	-22.02	74.00	Peak
4		10885.500	34.64	17.42	52.06	-21.94	74.00	Peak

Note:

1. " *", means this data is the worst emission level.
2. C.F (Correction Factor) = Antenna Factor (dB)+ Cable Loss (dB) – Preamplifier(dB).
3. Measurement (dBuV/m) = Reading(dBuV) + C.F (Correction Factor).
4. The emission levels of other frequencies are very lower than the limit and not show in test report.

EUT	AX6600 Tri-Band Wi-Fi 6 Router	Date of Test	2020-04-27
Factor	BBHA 9120D_1-18GHz_2020	Temp. / Humidity	23.8°C /39.5%
Polarity	Vertical	Site / Test Engineer	AC1 / Kevin Ker
Test Mode	Transmit by 802.11ax-HE20 at channel 5500MHz (CDD Mode N_{SS}=1)	Test Voltage	120V/60Hz

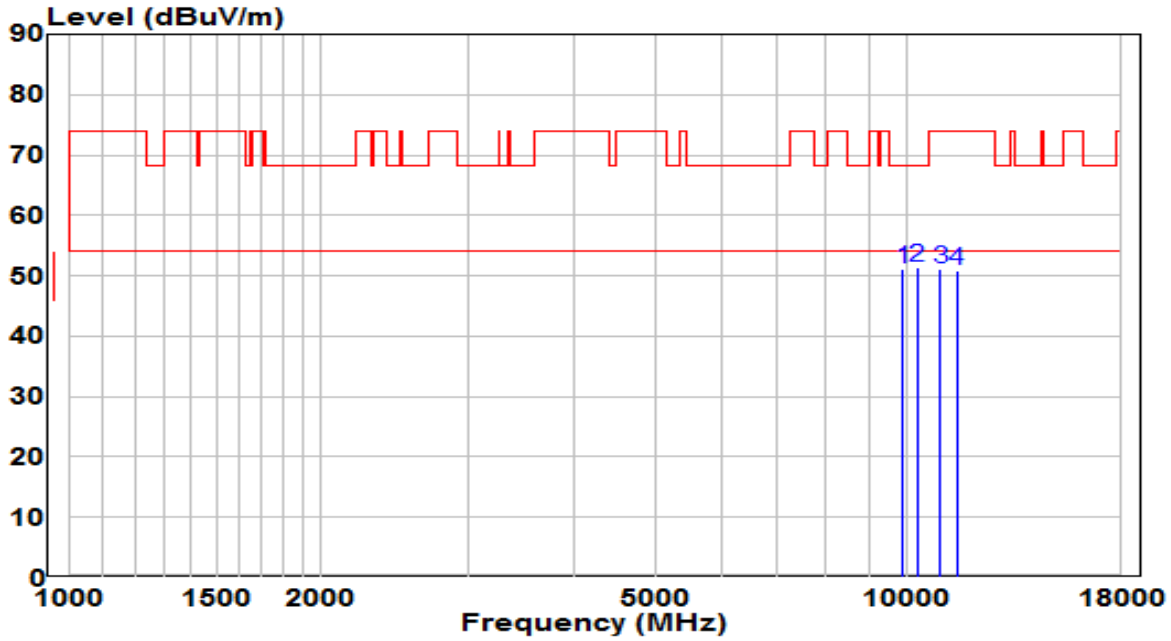

No		Frequency (MHz)	Reading (dBuV)	C.F (dB)	Measurement (dBuV/m)	Margin (dB)	Limit (dBuV/m)	Remark (QP/PK/AV)
1		9891.000	36.26	14.90	51.16	-17.04	68.20	Peak
2	*	10265.000	35.28	16.11	51.40	-16.80	68.20	Peak
3		10962.000	33.71	17.53	51.24	-22.76	74.00	Peak
4		11463.500	32.79	18.02	50.81	-23.19	74.00	Peak

Note:

1. " *", means this data is the worst emission level.
2. C.F (Correction Factor) = Antenna Factor (dB)+ Cable Loss (dB) – Preamplifier(dB).
3. Measurement (dBuV/m) = Reading(dBuV) + C.F (Correction Factor).
4. The emission levels of other frequencies are very lower than the limit and not show in test report.

EUT	AX6600 Tri-Band Wi-Fi 6 Router	Date of Test	2020-04-27
Factor	BBHA 9120D_1-18GHz_2020	Temp. / Humidity	23.8°C /39.5%
Polarity	Horizontal	Site / Test Engineer	AC1 / Kevin Ker
Test Mode	Transmit by 802.11ax-HE20 at channel 5580MHz (CDD Mode N_{SS}=1)	Test Voltage	120V/60Hz

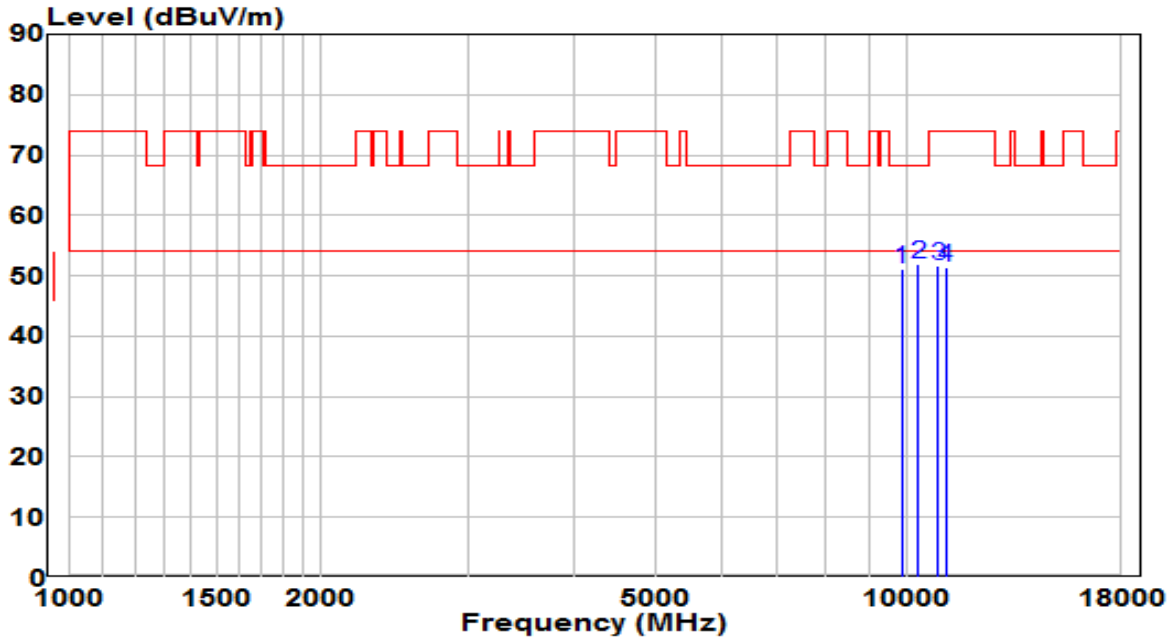

No		Frequency (MHz)	Reading (dBuV)	C.F (dB)	Measurement (dBuV/m)	Margin (dB)	Limit (dBuV/m)	Remark (QP/PK/AV)
1		9840.000	36.44	14.74	51.18	-17.02	68.20	Peak
2	*	10299.000	35.62	16.22	51.84	-16.36	68.20	Peak
3		10868.500	34.28	17.39	51.67	-22.33	74.00	Peak
4		11115.000	33.67	17.69	51.35	-22.65	74.00	Peak

Note:

1. " *", means this data is the worst emission level.
2. C.F (Correction Factor) = Antenna Factor (dB)+ Cable Loss (dB) – Preamplifier(dB).
3. Measurement (dBuV/m) = Reading(dBuV) + C.F (Correction Factor).
4. The emission levels of other frequencies are very lower than the limit and not show in test report.

EUT	AX6600 Tri-Band Wi-Fi 6 Router	Date of Test	2020-04-27
Factor	BBHA 9120D_1-18GHz_2020	Temp. / Humidity	23.8°C /39.5%
Polarity	Vertical	Site / Test Engineer	AC1 / Kevin Ker
Test Mode	Transmit by 802.11ax-HE20 at channel 5580MHz (CDD Mode N_{SS}=1)	Test Voltage	120V/60Hz

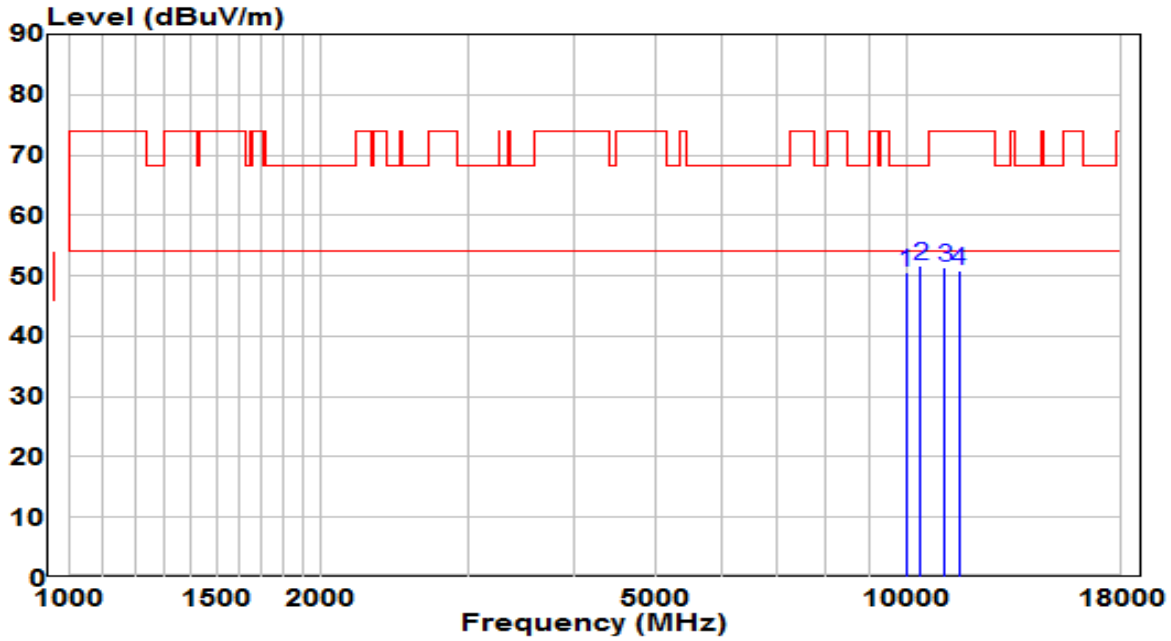

No		Frequency (MHz)	Reading (dBuV)	C.F (dB)	Measurement (dBuV/m)	Margin (dB)	Limit (dBuV/m)	Remark (QP/PK/AV)
1		9967.500	35.31	15.15	50.46	-17.74	68.20	Peak
2	*	10367.000	35.31	16.44	51.75	-16.45	68.20	Peak
3		11064.000	33.79	17.64	51.43	-22.57	74.00	Peak
4		11514.500	32.90	18.04	50.94	-23.06	74.00	Peak

Note:

1. " *", means this data is the worst emission level.
2. C.F (Correction Factor) = Antenna Factor (dB)+ Cable Loss (dB) – Preamplifier(dB).
3. Measurement (dBuV/m) = Reading(dBuV) + C.F (Correction Factor).
4. The emission levels of other frequencies are very lower than the limit and not show in test report.

EUT	AX6600 Tri-Band Wi-Fi 6 Router	Date of Test	2020-04-27
Factor	BBHA 9120D_1-18GHz_2020	Temp. / Humidity	23.8°C /39.5%
Polarity	Horizontal	Site / Test Engineer	AC1 / Kevin Ker
Test Mode	Transmit by 802.11ax-HE20 at channel 5700MHz (CDD Mode N_{SS}=1)	Test Voltage	120V/60Hz

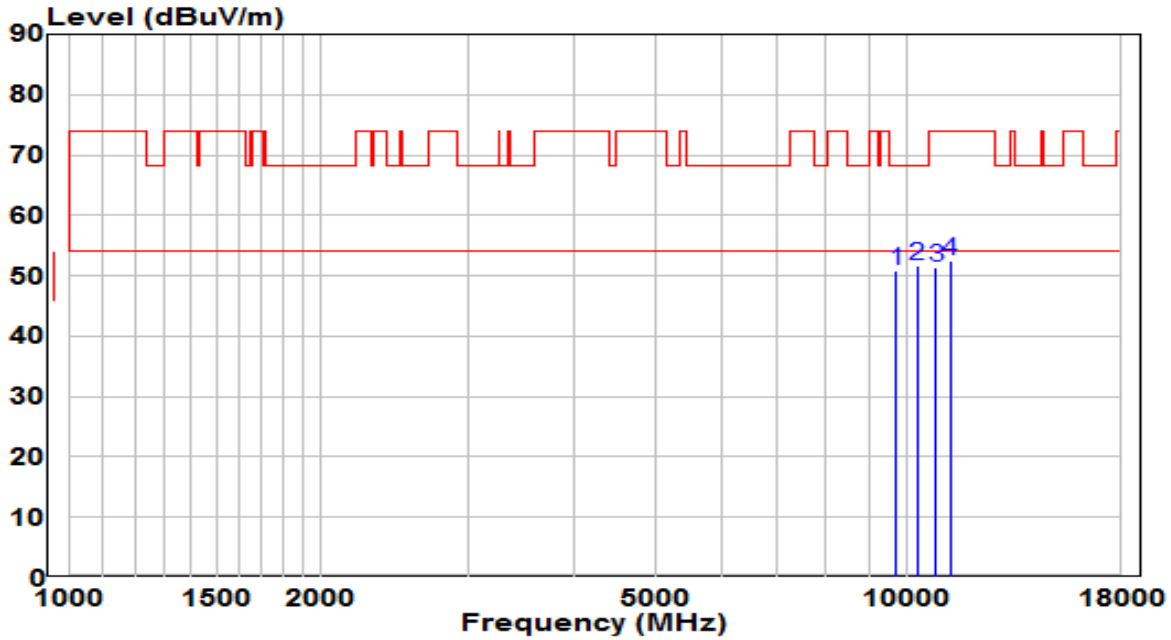

No		Frequency (MHz)	Reading (dBuV)	C.F (dB)	Measurement (dBuV/m)	Margin (dB)	Limit (dBuV/m)	Remark (QP/PK/AV)
1		9695.500	36.54	14.26	50.81	-17.39	68.20	Peak
2	*	10273.500	35.41	16.14	51.55	-16.65	68.20	Peak
3		10826.000	34.08	17.33	51.41	-22.59	74.00	Peak
4		11259.500	34.67	17.82	52.50	-21.50	74.00	Peak

Note:

1. " *", means this data is the worst emission level.
2. C.F (Correction Factor) = Antenna Factor (dB)+ Cable Loss (dB) – Preamplifier(dB).
3. Measurement (dBuV/m) = Reading(dBuV) + C.F (Correction Factor).
4. The emission levels of other frequencies are very lower than the limit and not show in test report.

EUT	AX6600 Tri-Band Wi-Fi 6 Router	Date of Test	2020-04-27
Factor	BBHA 9120D_1-18GHz_2020	Temp. / Humidity	23.8°C /39.5%
Polarity	Vertical	Site / Test Engineer	AC1 / Kevin Ker
Test Mode	Transmit by 802.11ax-HE20 at channel 5700MHz (CDD Mode N_{SS}=1)	Test Voltage	120V/60Hz

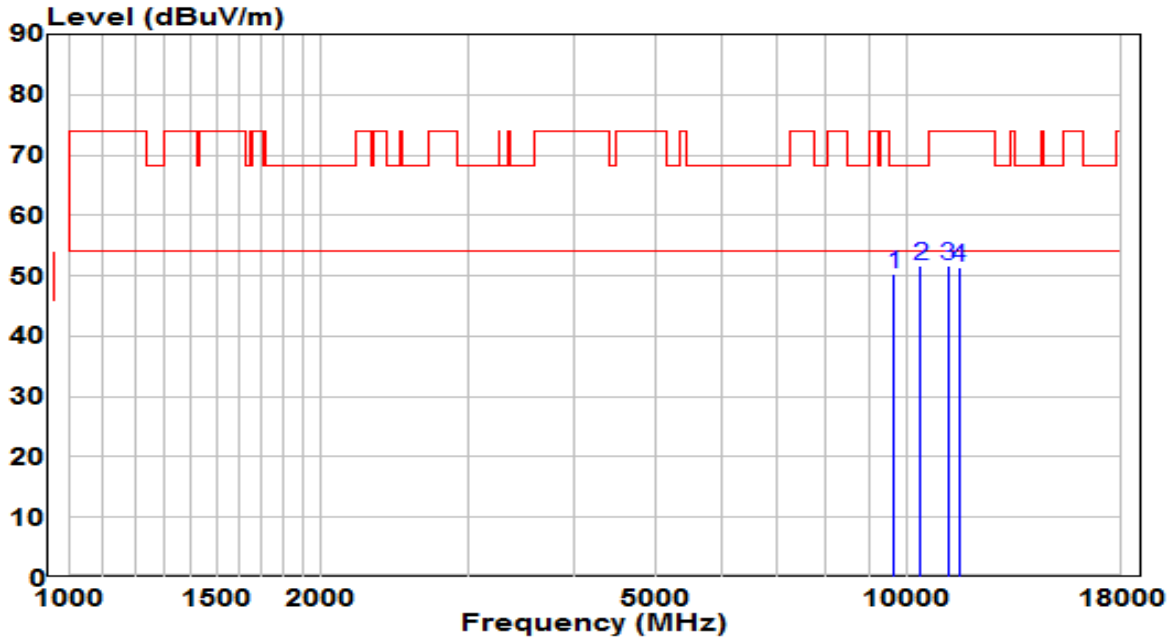

No		Frequency (MHz)	Reading (dBuV)	C.F (dB)	Measurement (dBuV/m)	Margin (dB)	Limit (dBuV/m)	Remark (QP/PK/AV)
1		9644.500	36.24	14.09	50.34	-17.86	68.20	Peak
2	*	10367.000	35.21	16.44	51.66	-16.54	68.20	Peak
3		11174.500	34.06	17.74	51.80	-22.20	74.00	Peak
4		11531.500	33.45	18.04	51.49	-22.52	74.00	Peak

Note:

1. " *", means this data is the worst emission level.
2. C.F (Correction Factor) = Antenna Factor (dB)+ Cable Loss (dB) – Preamplifier(dB).
3. Measurement (dBuV/m) = Reading(dBuV) + C.F (Correction Factor).
4. The emission levels of other frequencies are very lower than the limit and not show in test report.

EUT	AX6600 Tri-Band Wi-Fi 6 Router	Date of Test	2020-04-27
Factor	BBHA 9120D_1-18GHz_2020	Temp. / Humidity	23.8°C /39.5%
Polarity	Horizontal	Site / Test Engineer	AC1 / Kevin Ker
Test Mode	Transmit by 802.11ax-HE20 at channel 5720MHz (CDD Mode N_{SS}=1)	Test Voltage	120V/60Hz

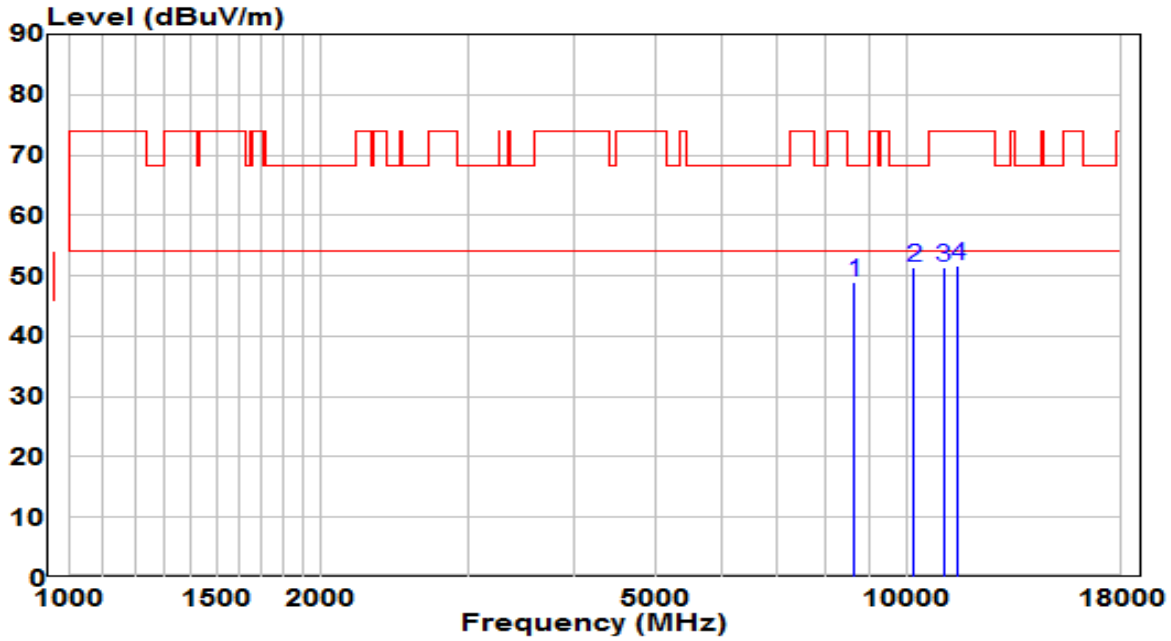

No		Frequency (MHz)	Reading (dBuV)	C.F (dB)	Measurement (dBuV/m)	Margin (dB)	Limit (dBuV/m)	Remark (QP/PK/AV)
1		8641.500	36.07	12.83	48.90	-19.30	68.20	Peak
2	*	10180.000	35.56	15.84	51.40	-16.80	68.20	Peak
3		11055.500	33.90	17.63	51.53	-22.47	74.00	Peak
4		11497.500	33.68	18.04	51.72	-22.28	74.00	Peak

Note:

1. " *", means this data is the worst emission level.
2. C.F (Correction Factor) = Antenna Factor (dB)+ Cable Loss (dB) – Preamplifier(dB).
3. Measurement (dBuV/m) = Reading(dBuV) + C.F (Correction Factor).
4. The emission levels of other frequencies are very lower than the limit and not show in test report.

EUT	AX6600 Tri-Band Wi-Fi 6 Router	Date of Test	2020-04-27
Factor	BBHA 9120D_1-18GHz_2020	Temp. / Humidity	23.8°C /39.5%
Polarity	Vertical	Site / Test Engineer	AC1 / Kevin Ker
Test Mode	Transmit by 802.11ax-HE20 at channel 5720MHz (CDD Mode N_{SS}=1)	Test Voltage	120V/60Hz

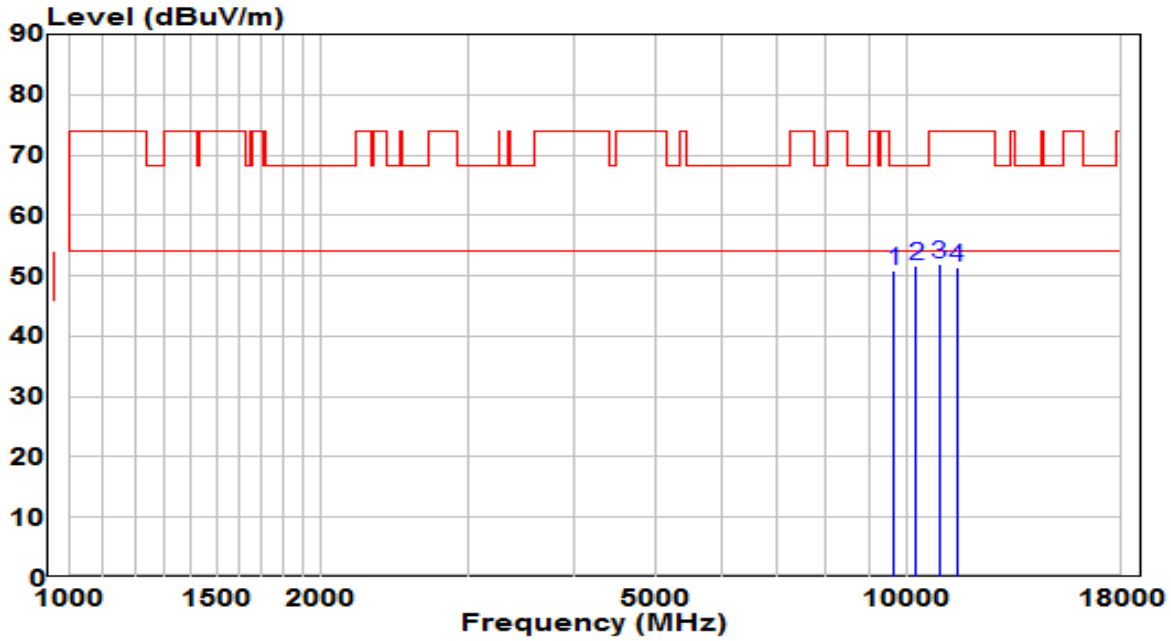

No		Frequency (MHz)	Reading (dBuV)	C.F (dB)	Measurement (dBuV/m)	Margin (dB)	Limit (dBuV/m)	Remark (QP/PK/AV)
1		9636.000	36.68	14.07	50.74	-17.46	68.20	Peak
2	*	10248.000	35.73	16.06	51.79	-16.41	68.20	Peak
3		10919.500	34.40	17.47	51.87	-22.13	74.00	Peak
4		11455.000	33.53	18.01	51.53	-22.47	74.00	Peak

Note:

1. " *", means this data is the worst emission level.
2. C.F (Correction Factor) = Antenna Factor (dB)+ Cable Loss (dB) – Preamplifier(dB).
3. Measurement (dBuV/m) = Reading(dBuV) + C.F (Correction Factor).
4. The emission levels of other frequencies are very lower than the limit and not show in test report.

EUT	AX6600 Tri-Band Wi-Fi 6 Router	Date of Test	2020-04-27
Factor	BBHA 9120D_1-18GHz_2020	Temp. / Humidity	23.8°C /39.5%
Polarity	Horizontal	Site / Test Engineer	AC1 / Kevin Ker
Test Mode	Transmit by 802.11ax-HE20 at channel 5745MHz (CDD Mode N_{SS}=1)	Test Voltage	120V/60Hz

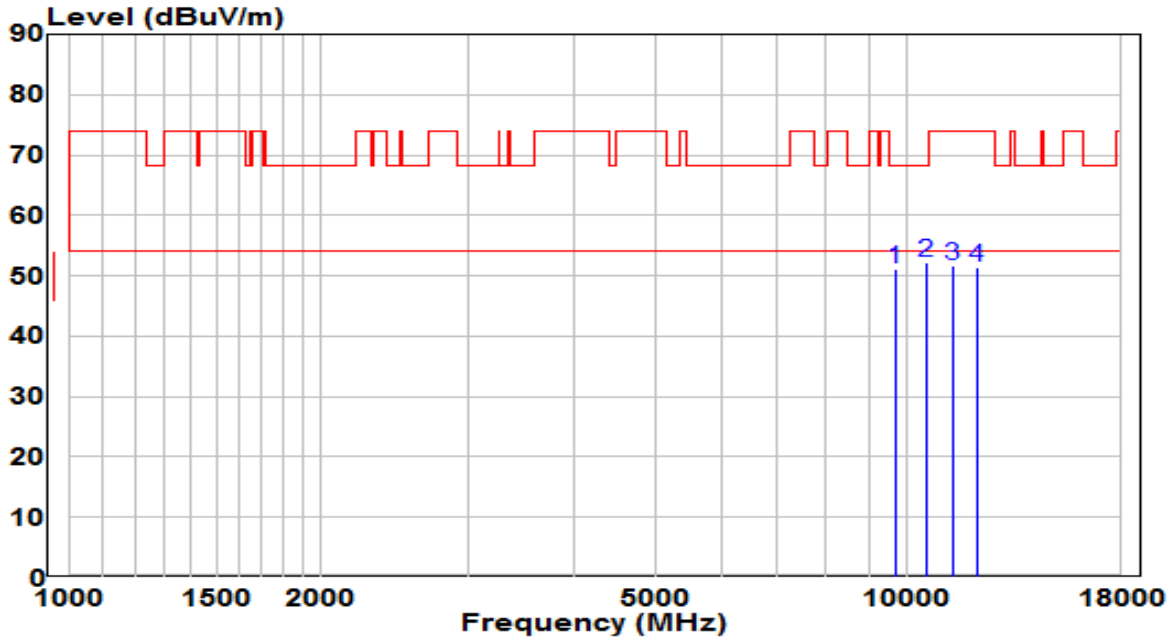

No		Frequency (MHz)	Reading (dBuV)	C.F (dB)	Measurement (dBuV/m)	Margin (dB)	Limit (dBuV/m)	Remark (QP/PK/AV)
1		9670.000	36.82	14.18	51.00	-17.20	68.20	Peak
2	*	10537.000	35.35	16.92	52.27	-15.93	68.20	Peak
3		11327.500	33.78	17.89	51.67	-22.33	74.00	Peak
4		12101.000	33.62	17.82	51.44	-22.56	74.00	Peak

Note:

1. " *", means this data is the worst emission level.
2. C.F (Correction Factor) = Antenna Factor (dB)+ Cable Loss (dB) – Preamplifier(dB).
3. Measurement (dBuV/m) = Reading(dBuV) + C.F (Correction Factor).
4. The emission levels of other frequencies are very lower than the limit and not show in test report.

EUT	AX6600 Tri-Band Wi-Fi 6 Router	Date of Test	2020-04-27
Factor	BBHA 9120D_1-18GHz_2020	Temp. / Humidity	23.8°C /39.5%
Polarity	Vertical	Site / Test Engineer	AC1 / Kevin Ker
Test Mode	Transmit by 802.11ax-HE20 at channel 5745MHz (CDD Mode N_{SS}=1)	Test Voltage	120V/60Hz

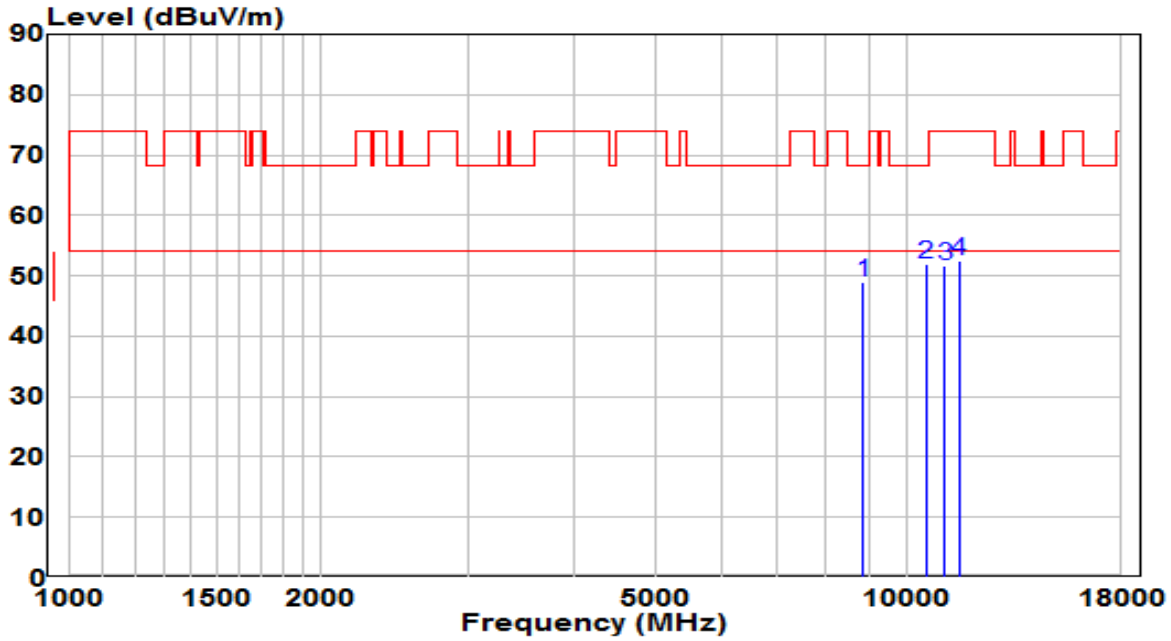

No		Frequency (MHz)	Reading (dBuV)	C.F (dB)	Measurement (dBuV/m)	Margin (dB)	Limit (dBuV/m)	Remark (QP/PK/AV)
1		8845.500	35.61	13.37	48.98	-19.22	68.20	Peak
2	*	10528.500	34.93	16.91	51.84	-16.36	68.20	Peak
3		11081.000	34.02	17.66	51.68	-22.32	74.00	Peak
4		11523.000	34.34	18.04	52.38	-21.62	74.00	Peak

Note:

1. " *", means this data is the worst emission level.
2. C.F (Correction Factor) = Antenna Factor (dB)+ Cable Loss (dB) – Preamplifier(dB).
3. Measurement (dBuV/m) = Reading(dBuV) + C.F (Correction Factor).
4. The emission levels of other frequencies are very lower than the limit and not show in test report.

EUT	AX6600 Tri-Band Wi-Fi 6 Router	Date of Test	2020-04-27
Factor	BBHA 9120D_1-18GHz_2020	Temp. / Humidity	23.8°C /39.5%
Polarity	Horizontal	Site / Test Engineer	AC1 / Kevin Ker
Test Mode	Transmit by 802.11ax-HE20 at channel 5785MHz (CDD Mode N_{SS}=1)	Test Voltage	120V/60Hz

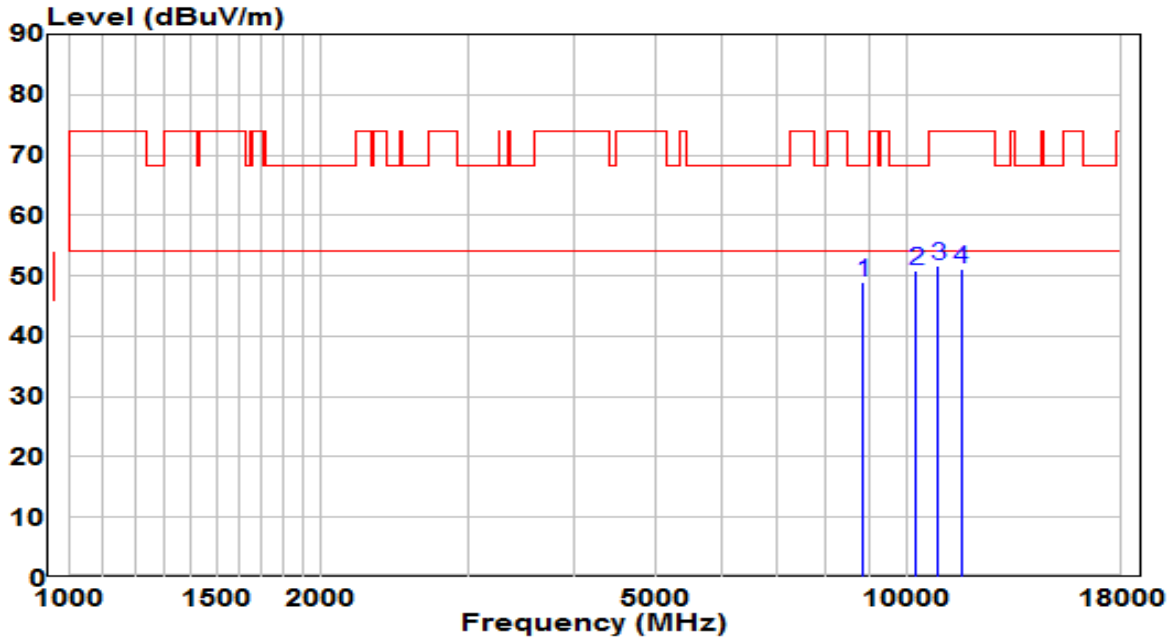

No		Frequency (MHz)	Reading (dBuV)	C.F (dB)	Measurement (dBuV/m)	Margin (dB)	Limit (dBuV/m)	Remark (QP/PK/AV)
1		8854.000	35.64	13.39	49.03	-19.17	68.20	Peak
2	*	10231.000	34.87	16.00	50.87	-17.33	68.20	Peak
3		10877.000	34.14	17.41	51.54	-22.46	74.00	Peak
4		11591.000	33.23	18.01	51.24	-22.76	74.00	Peak

Note:

1. " *", means this data is the worst emission level.
2. C.F (Correction Factor) = Antenna Factor (dB)+ Cable Loss (dB) – Preamplifier(dB).
3. Measurement (dBuV/m) = Reading(dBuV) + C.F (Correction Factor).
4. The emission levels of other frequencies are very lower than the limit and not show in test report.

EUT	AX6600 Tri-Band Wi-Fi 6 Router	Date of Test	2020-04-27
Factor	BBHA 9120D_1-18GHz_2020	Temp. / Humidity	23.8°C /39.5%
Polarity	Vertical	Site / Test Engineer	AC1 / Kevin Ker
Test Mode	Transmit by 802.11ax-HE20 at channel 5785MHz (CDD Mode N_{SS}=1)	Test Voltage	120V/60Hz

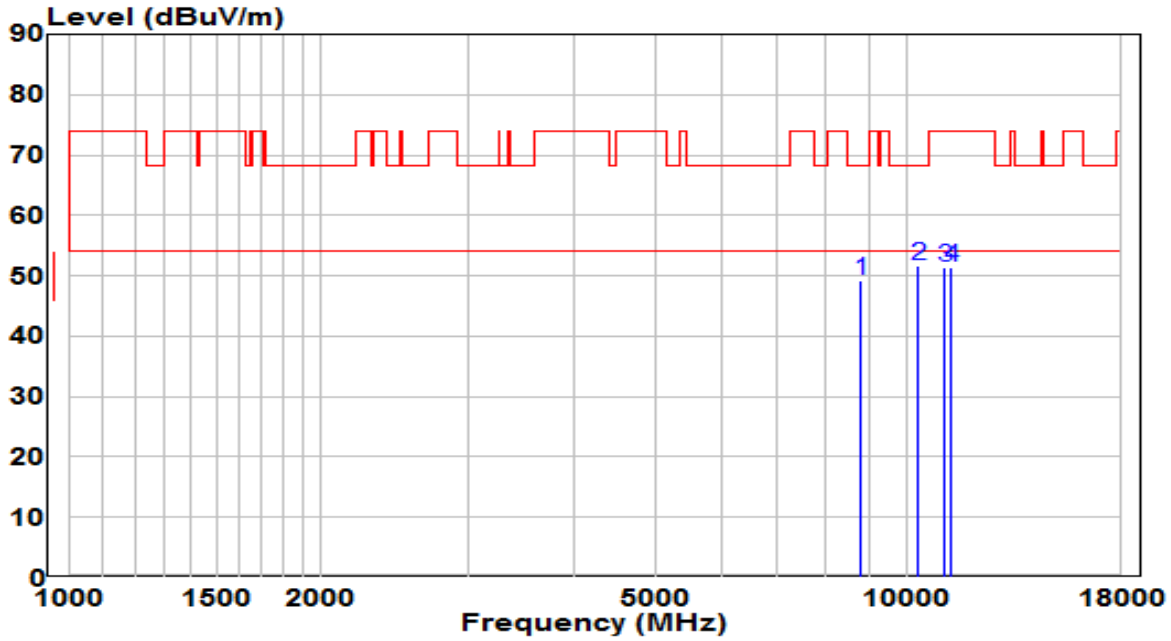

No		Frequency (MHz)	Reading (dBuV)	C.F (dB)	Measurement (dBuV/m)	Margin (dB)	Limit (dBuV/m)	Remark (QP/PK/AV)
1		8794.500	35.87	13.24	49.11	-19.09	68.20	Peak
2	*	10290.500	35.54	16.20	51.74	-16.46	68.20	Peak
3		11089.500	33.71	17.66	51.38	-22.62	74.00	Peak
4		11276.500	33.68	17.84	51.52	-22.48	74.00	Peak

Note:

1. " *", means this data is the worst emission level.
2. C.F (Correction Factor) = Antenna Factor (dB)+ Cable Loss (dB) – Preamplifier(dB).
3. Measurement (dBuV/m) = Reading(dBuV) + C.F (Correction Factor).
4. The emission levels of other frequencies are very lower than the limit and not show in test report.

EUT	AX6600 Tri-Band Wi-Fi 6 Router	Date of Test	2020-04-27
Factor	BBHA 9120D_1-18GHz_2020	Temp. / Humidity	23.8°C /39.5%
Polarity	Horizontal	Site / Test Engineer	AC1 / Kevin Ker
Test Mode	Transmit by 802.11ax-HE20 at channel 5825MHz (CDD Mode N_{SS}=1)	Test Voltage	120V/60Hz

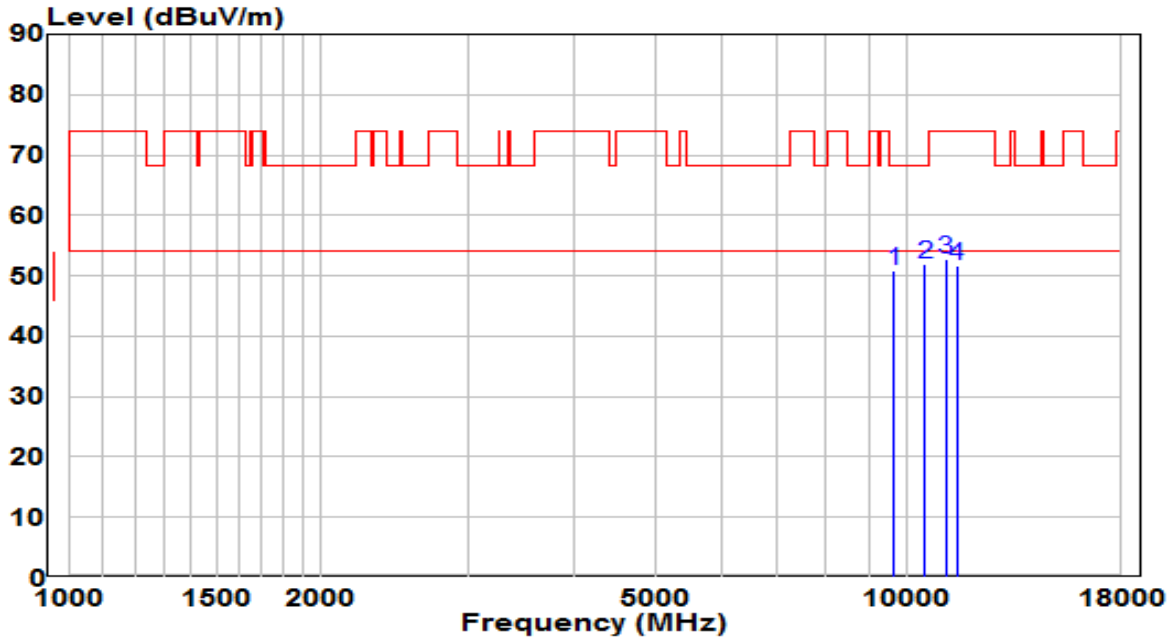

No		Frequency (MHz)	Reading (dBuV)	C.F (dB)	Measurement (dBuV/m)	Margin (dB)	Limit (dBuV/m)	Remark (QP/PK/AV)
1		9636.000	36.69	14.07	50.76	-17.44	68.20	Peak
2	*	10494.500	35.00	16.85	51.85	-16.35	68.20	Peak
3		11098.000	34.96	17.67	52.63	-21.37	74.00	Peak
4		11463.500	33.53	18.02	51.55	-22.45	74.00	Peak

Note:

1. " *", means this data is the worst emission level.
2. C.F (Correction Factor) = Antenna Factor (dB)+ Cable Loss (dB) – Preamplifier(dB).
3. Measurement (dBuV/m) = Reading(dBuV) + C.F (Correction Factor).
4. The emission levels of other frequencies are very lower than the limit and not show in test report.

EUT	AX6600 Tri-Band Wi-Fi 6 Router	Date of Test	2020-04-27
Factor	BBHA 9120D_1-18GHz_2020	Temp. / Humidity	23.8°C /39.5%
Polarity	Vertical	Site / Test Engineer	AC1 / Kevin Ker
Test Mode	Transmit by 802.11ax-HE20 at channel 5825MHz (CDD Mode N_{SS}=1)	Test Voltage	120V/60Hz

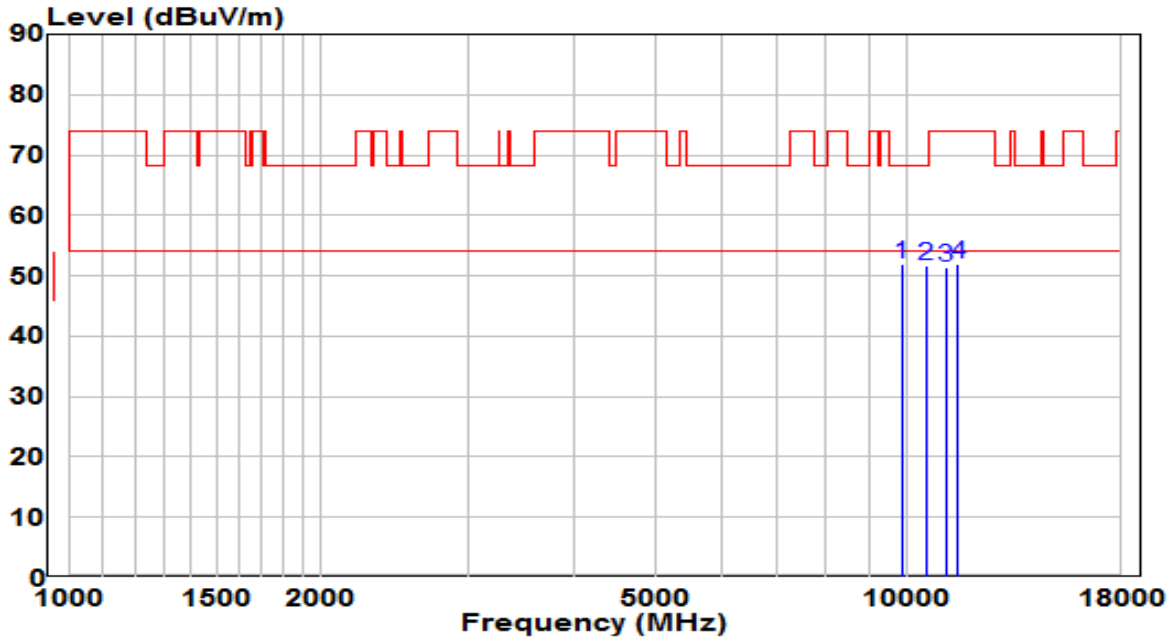

No		Frequency (MHz)	Reading (dBuV)	C.F (dB)	Measurement (dBuV/m)	Margin (dB)	Limit (dBuV/m)	Remark (QP/PK/AV)
1	*	9848.500	37.24	14.76	52.00	-16.20	68.20	Peak
2		10511.500	34.89	16.89	51.78	-16.42	68.20	Peak
3		11098.000	33.69	17.67	51.36	-22.64	74.00	Peak
4		11497.500	33.96	18.04	52.00	-22.00	74.00	Peak

Note:

1. " *", means this data is the worst emission level.
2. C.F (Correction Factor) = Antenna Factor (dB)+ Cable Loss (dB) – Preamplifier(dB).
3. Measurement (dBuV/m) = Reading(dBuV) + C.F (Correction Factor).
4. The emission levels of other frequencies are very lower than the limit and not show in test report.

EUT	AX6600 Tri-Band Wi-Fi 6 Router	Date of Test	2020-04-27
Factor	BBHA 9120D_1-18GHz_2020	Temp. / Humidity	23.8°C /39.5%
Polarity	Horizontal	Site / Test Engineer	AC1 / Kevin Ker
Test Mode	Transmit by 802.11ax-HE40 at channel 5190MHz (CDD Mode N_{SS}=1)	Test Voltage	120V/60Hz

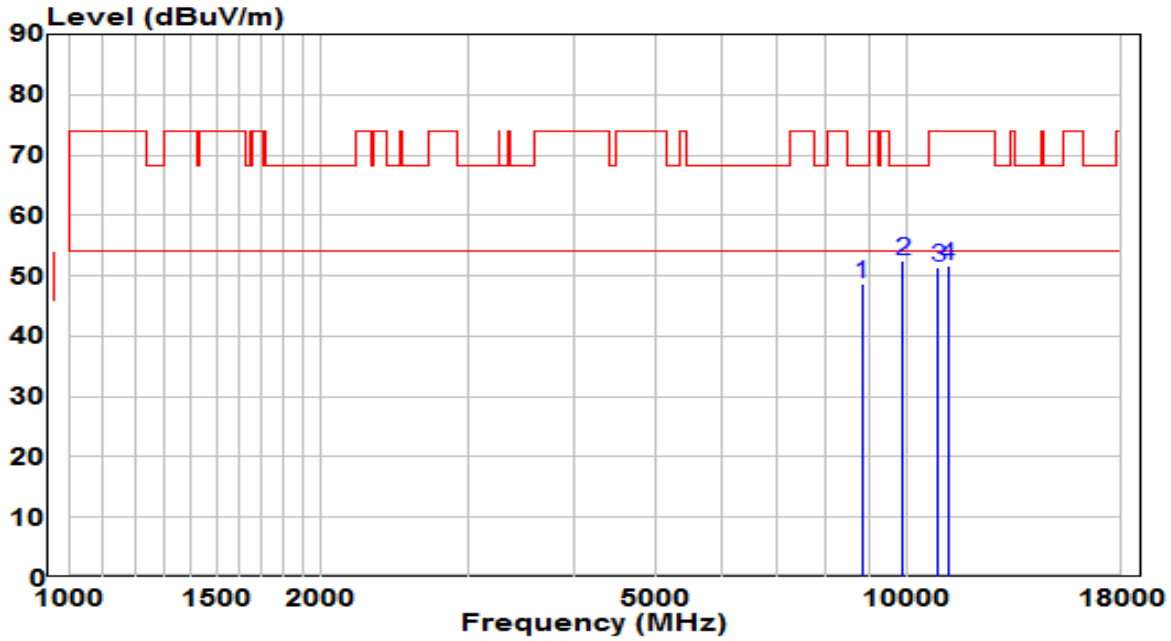

No		Frequency (MHz)	Reading (dBuV)	C.F (dB)	Measurement (dBuV/m)	Margin (dB)	Limit (dBuV/m)	Remark (QP/PK/AV)
1		8828.500	35.34	13.33	48.66	-19.54	68.20	Peak
2	*	9874.000	37.51	14.85	52.36	-15.84	68.20	Peak
3		10885.500	33.97	17.42	51.38	-22.62	74.00	Peak
4		11166.000	33.95	17.74	51.69	-22.31	74.00	Peak

Note:

1. " *", means this data is the worst emission level.
2. C.F (Correction Factor) = Antenna Factor (dB)+ Cable Loss (dB) – Preamplifier(dB).
3. Measurement (dBuV/m) = Reading(dBuV) + C.F (Correction Factor).
4. The emission levels of other frequencies are very lower than the limit and not show in test report.

EUT	AX6600 Tri-Band Wi-Fi 6 Router	Date of Test	2020-04-27
Factor	BBHA 9120D_1-18GHz_2020	Temp. / Humidity	23.8°C /39.5%
Polarity	Vertical	Site / Test Engineer	AC1 / Kevin Ker
Test Mode	Transmit by 802.11ax-HE40 at channel 5190MHz (CDD Mode N_{SS}=1)	Test Voltage	120V/60Hz

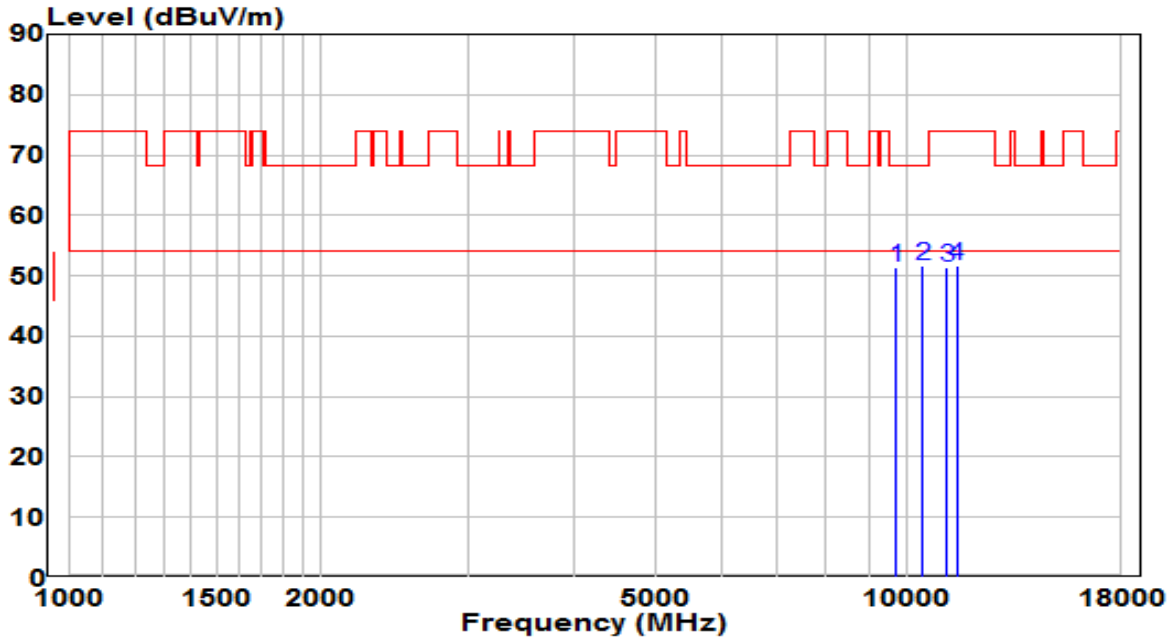

No		Frequency (MHz)	Reading (dBuV)	C.F (dB)	Measurement (dBuV/m)	Margin (dB)	Limit (dBuV/m)	Remark (QP/PK/AV)
1		9712.500	37.19	14.32	51.51	-16.69	68.20	Peak
2	*	10435.000	34.97	16.66	51.63	-16.57	68.20	Peak
3		11149.000	33.62	17.72	51.34	-22.66	74.00	Peak
4		11455.000	33.72	18.01	51.73	-22.27	74.00	Peak

Note:

1. " *", means this data is the worst emission level.
2. C.F (Correction Factor) = Antenna Factor (dB)+ Cable Loss (dB) – Preamplifier(dB).
3. Measurement (dBuV/m) = Reading(dBuV) + C.F (Correction Factor).
4. The emission levels of other frequencies are very lower than the limit and not show in test report.

EUT	AX6600 Tri-Band Wi-Fi 6 Router	Date of Test	2020-04-27
Factor	BBHA 9120D_1-18GHz_2020	Temp. / Humidity	23.8°C /39.5%
Polarity	Horizontal	Site / Test Engineer	AC1 / Kevin Ker
Test Mode	Transmit by 802.11ax-HE40 at channel 5230MHz (CDD Mode N_{SS}=1)	Test Voltage	120V/60Hz

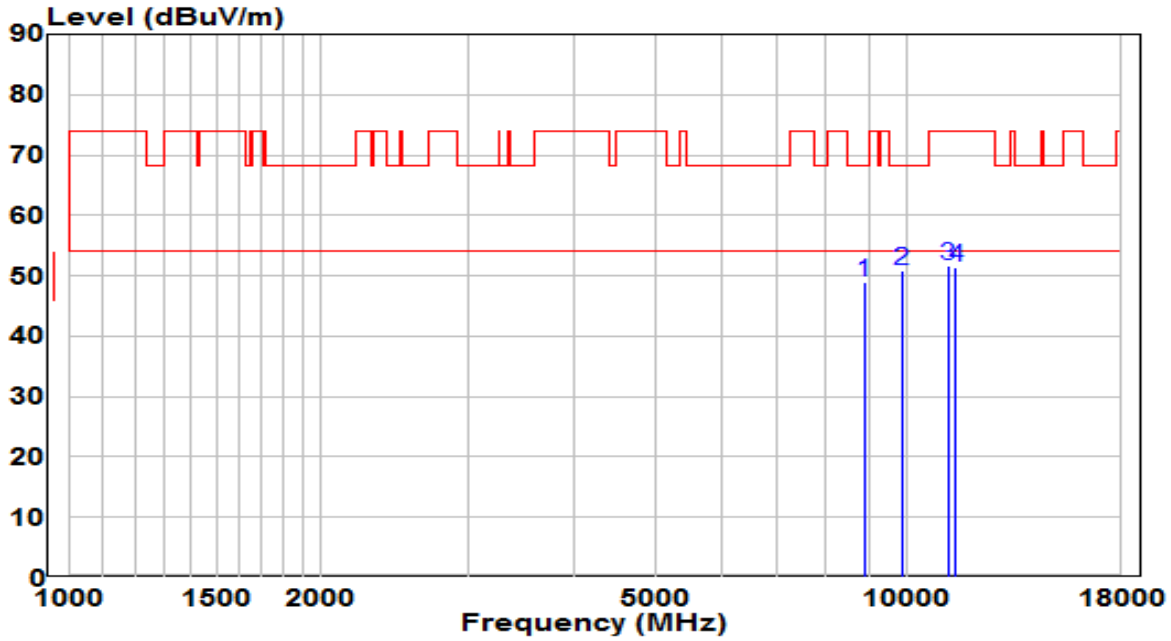

No		Frequency (MHz)	Reading (dBuV)	C.F (dB)	Measurement (dBuV/m)	Margin (dB)	Limit (dBuV/m)	Remark (QP/PK/AV)
1		8888.000	35.38	13.48	48.86	-19.34	68.20	Peak
2	*	9857.000	36.10	14.79	50.89	-17.31	68.20	Peak
3		11174.500	33.80	17.74	51.54	-22.46	74.00	Peak
4		11421.000	33.41	17.98	51.38	-22.62	74.00	Peak

Note:

1. " *", means this data is the worst emission level.
2. C.F (Correction Factor) = Antenna Factor (dB)+ Cable Loss (dB) – Preamplifier(dB).
3. Measurement (dBuV/m) = Reading(dBuV) + C.F (Correction Factor).
4. The emission levels of other frequencies are very lower than the limit and not show in test report.

EUT	AX6600 Tri-Band Wi-Fi 6 Router	Date of Test	2020-04-27
Factor	BBHA 9120D_1-18GHz_2020	Temp. / Humidity	23.8°C /39.5%
Polarity	Vertical	Site / Test Engineer	AC1 / Kevin Ker
Test Mode	Transmit by 802.11ax-HE40 at channel 5230MHz (CDD Mode N_{SS}=1)	Test Voltage	120V/60Hz

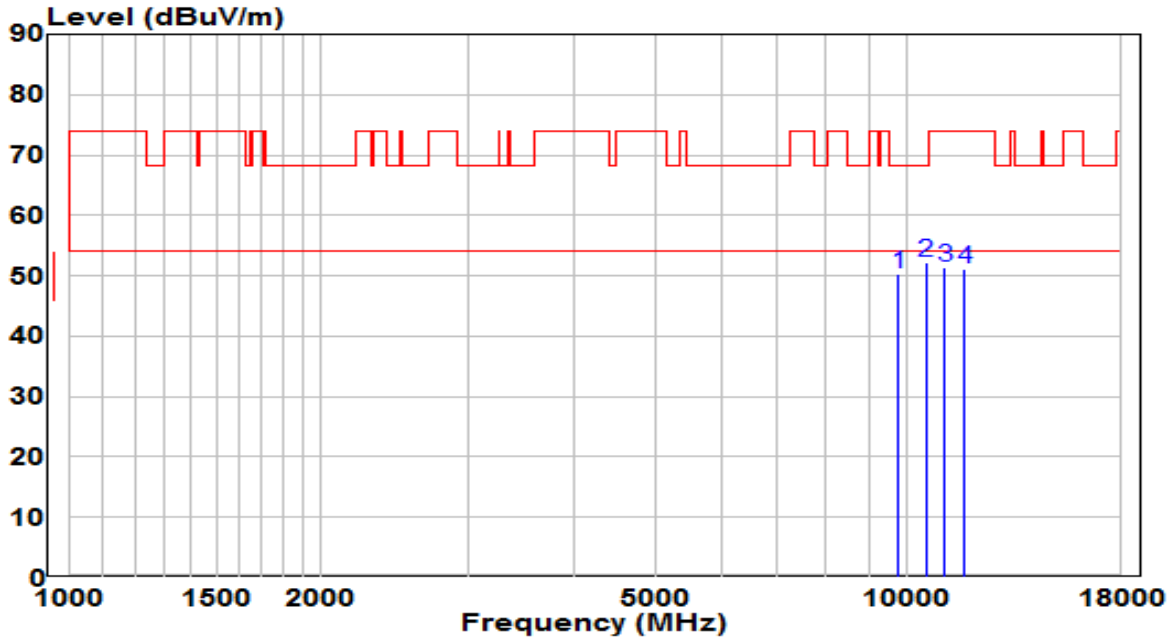

No		Frequency (MHz)	Reading (dBuV)	C.F (dB)	Measurement (dBuV/m)	Margin (dB)	Limit (dBuV/m)	Remark (QP/PK/AV)
1		9763.500	35.96	14.48	50.44	-17.76	68.20	Peak
2	*	10520.000	35.38	16.90	52.28	-15.92	68.20	Peak
3		11089.500	33.86	17.66	51.52	-22.48	74.00	Peak
4		11701.500	33.23	17.96	51.19	-22.81	74.00	Peak

Note:

1. " *", means this data is the worst emission level.
2. C.F (Correction Factor) = Antenna Factor (dB)+ Cable Loss (dB) – Preamplifier(dB).
3. Measurement (dBuV/m) = Reading(dBuV) + C.F (Correction Factor).
4. The emission levels of other frequencies are very lower than the limit and not show in test report.

EUT	AX6600 Tri-Band Wi-Fi 6 Router	Date of Test	2020-04-27
Factor	BBHA 9120D_1-18GHz_2020	Temp. / Humidity	23.8°C /39.5%
Polarity	Horizontal	Site / Test Engineer	AC1 / Kevin Ker
Test Mode	Transmit by 802.11ax-HE40 at channel 5510MHz (CDD Mode N_{SS}=1)	Test Voltage	120V/60Hz

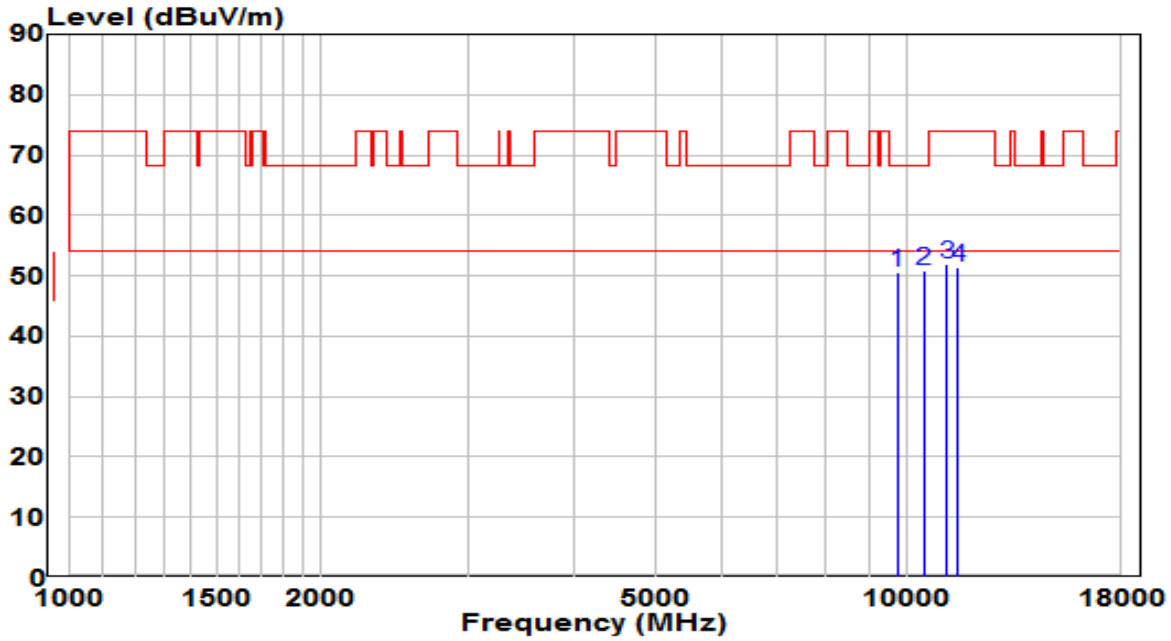

No		Frequency (MHz)	Reading (dBuV)	C.F (dB)	Measurement (dBuV/m)	Margin (dB)	Limit (dBuV/m)	Remark (QP/PK/AV)
1		9738.000	36.22	14.40	50.62	-17.58	68.20	Peak
2	*	10469.000	34.14	16.77	50.91	-17.29	68.20	Peak
3		11140.500	34.18	17.71	51.89	-22.11	74.00	Peak
4		11480.500	33.25	18.03	51.29	-22.71	74.00	Peak

Note:

1. " *", means this data is the worst emission level.
2. C.F (Correction Factor) = Antenna Factor (dB)+ Cable Loss (dB) – Preamplifier(dB).
3. Measurement (dBuV/m) = Reading(dBuV) + C.F (Correction Factor).
4. The emission levels of other frequencies are very lower than the limit and not show in test report.

EUT	AX6600 Tri-Band Wi-Fi 6 Router	Date of Test	2020-04-27
Factor	BBHA 9120D_1-18GHz_2020	Temp. / Humidity	23.8°C /39.5%
Polarity	Vertical	Site / Test Engineer	AC1 / Kevin Ker
Test Mode	Transmit by 802.11ax-HE40 at channel 5510MHz (CDD Mode N_{SS}=1)	Test Voltage	120V/60Hz

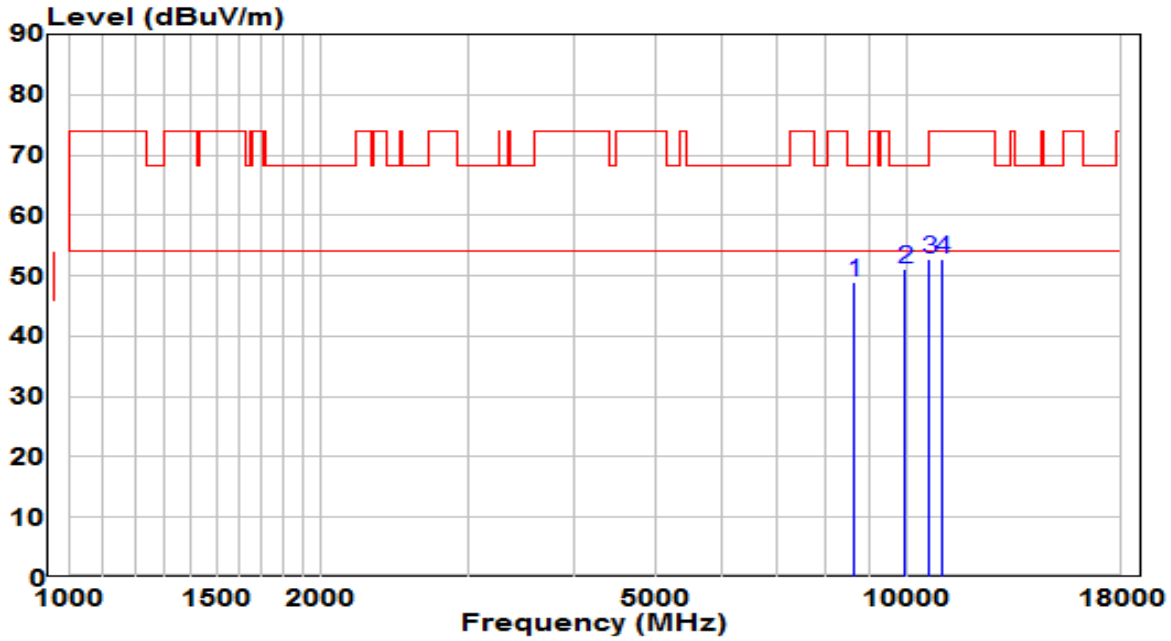

No		Frequency (MHz)	Reading (dBuV)	C.F (dB)	Measurement (dBuV/m)	Margin (dB)	Limit (dBuV/m)	Remark (QP/PK/AV)
1		8650.000	36.02	12.85	48.88	-19.32	68.20	Peak
2	*	9925.000	36.02	15.01	51.03	-17.17	68.20	Peak
3		10613.500	35.81	17.03	52.84	-21.16	74.00	Peak
4		11013.000	35.22	17.59	52.81	-21.19	74.00	Peak

Note:

1. " *", means this data is the worst emission level.
2. C.F (Correction Factor) = Antenna Factor (dB)+ Cable Loss (dB) – Preamplifier(dB).
3. Measurement (dBuV/m) = Reading(dBuV) + C.F (Correction Factor).
4. The emission levels of other frequencies are very lower than the limit and not show in test report.

EUT	AX6600 Tri-Band Wi-Fi 6 Router	Date of Test	2020-04-27
Factor	BBHA 9120D_1-18GHz_2020	Temp. / Humidity	23.8°C /39.5%
Polarity	Horizontal	Site / Test Engineer	AC1 / Kevin Ker
Test Mode	Transmit by 802.11ax-HE40 at channel 5550MHz (CDD Mode N_{SS}=1)	Test Voltage	120V/60Hz

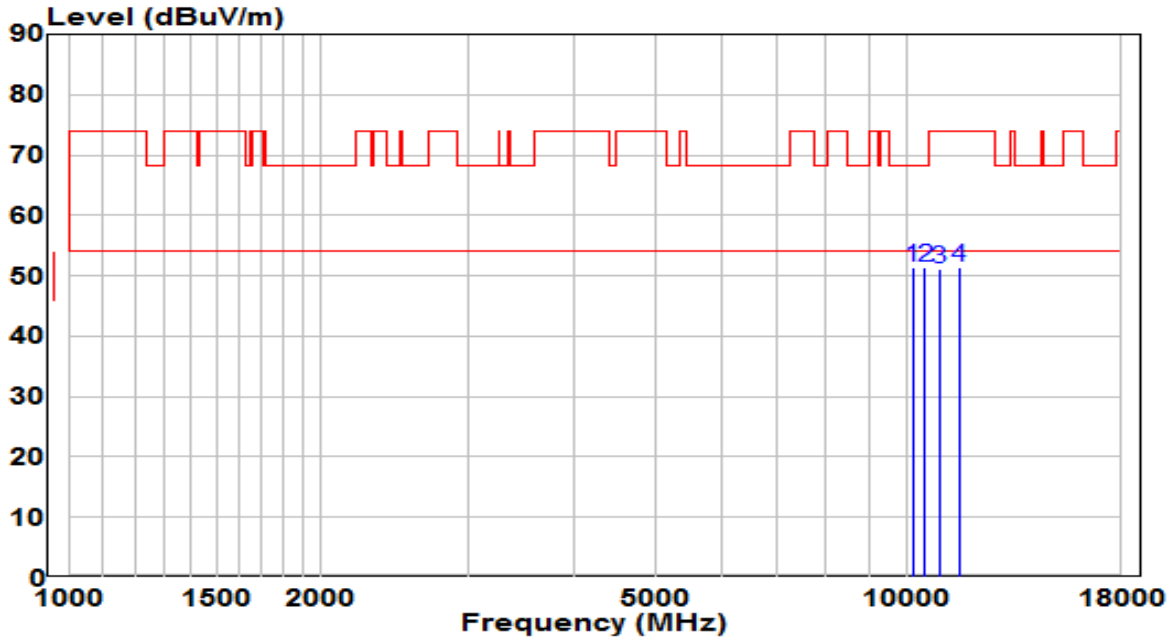

No		Frequency (MHz)	Reading (dBuV)	C.F (dB)	Measurement (dBuV/m)	Margin (dB)	Limit (dBuV/m)	Remark (QP/PK/AV)
1	*	10163.000	35.66	15.78	51.44	-16.76	68.20	Peak
2		10477.500	34.59	16.80	51.38	-16.82	68.20	Peak
3		10902.500	33.74	17.44	51.18	-22.82	74.00	Peak
4		11531.500	33.24	18.04	51.27	-22.73	74.00	Peak

Note:

1. " *", means this data is the worst emission level.
2. C.F (Correction Factor) = Antenna Factor (dB)+ Cable Loss (dB) – Preamplifier(dB).
3. Measurement (dBuV/m) = Reading(dBuV) + C.F (Correction Factor).
4. The emission levels of other frequencies are very lower than the limit and not show in test report.

EUT	AX6600 Tri-Band Wi-Fi 6 Router	Date of Test	2020-04-27
Factor	BBHA 9120D_1-18GHz_2020	Temp. / Humidity	23.8°C /39.5%
Polarity	Vertical	Site / Test Engineer	AC1 / Kevin Ker
Test Mode	Transmit by 802.11ax-HE40 at channel 5550MHz (CDD Mode N_{SS}=1)	Test Voltage	120V/60Hz

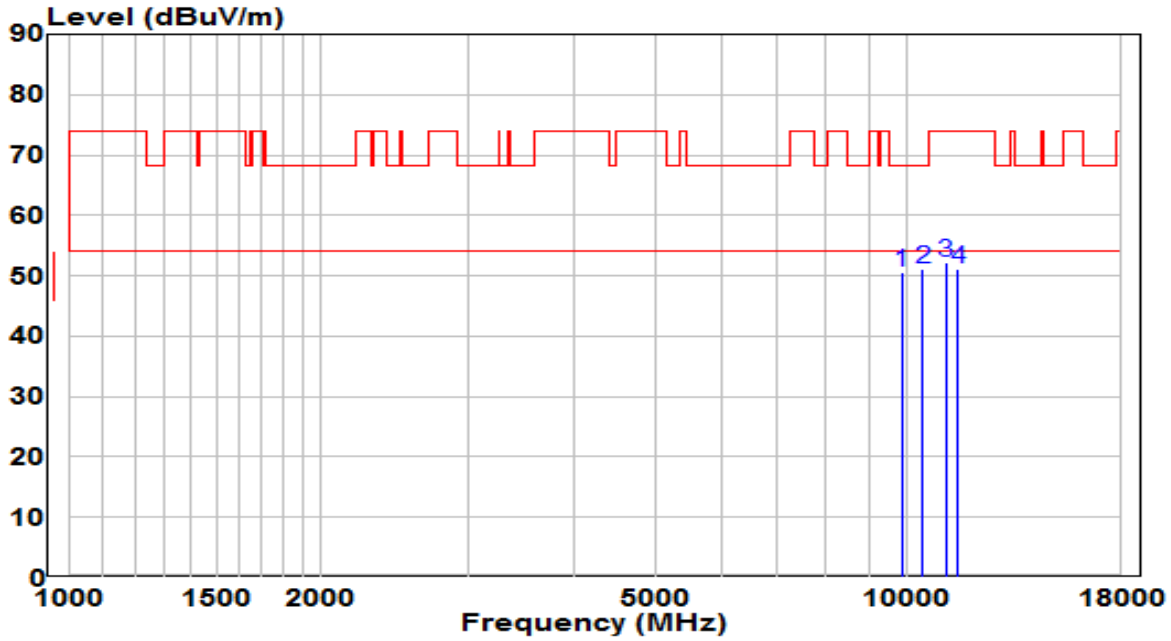

No		Frequency (MHz)	Reading (dBuV)	C.F (dB)	Measurement (dBuV/m)	Margin (dB)	Limit (dBuV/m)	Remark (QP/PK/AV)
1		9840.000	35.84	14.74	50.58	-17.62	68.20	Peak
2	*	10443.500	34.42	16.69	51.11	-17.09	68.20	Peak
3		11115.000	34.65	17.69	52.34	-21.66	74.00	Peak
4		11489.000	33.14	18.04	51.18	-22.82	74.00	Peak

Note:

1. " *", means this data is the worst emission level.
2. C.F (Correction Factor) = Antenna Factor (dB)+ Cable Loss (dB) – Preamplifier(dB).
3. Measurement (dBuV/m) = Reading(dBuV) + C.F (Correction Factor).
4. The emission levels of other frequencies are very lower than the limit and not show in test report.

EUT	AX6600 Tri-Band Wi-Fi 6 Router	Date of Test	2020-04-27
Factor	BBHA 9120D_1-18GHz_2020	Temp. / Humidity	23.8°C /39.5%
Polarity	Horizontal	Site / Test Engineer	AC1 / Kevin Ker
Test Mode	Transmit by 802.11ax-HE40 at channel 5670MHz (CDD Mode N_{SS}=1)	Test Voltage	120V/60Hz

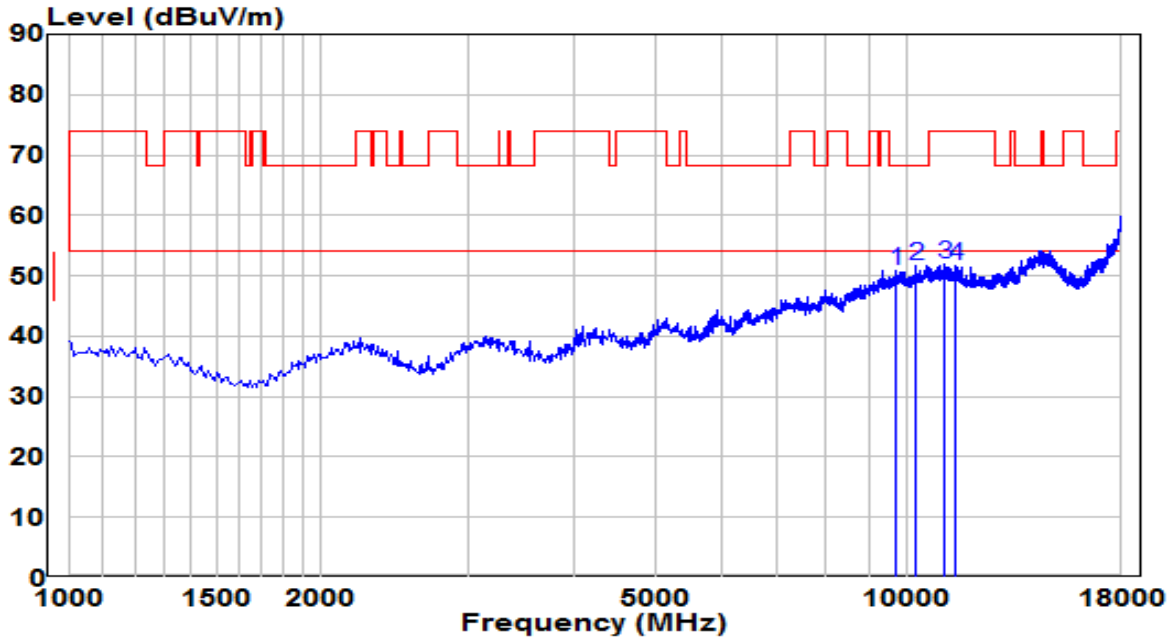

No		Frequency (MHz)	Reading (dBuV)	C.F (dB)	Measurement (dBuV/m)	Margin (dB)	Limit (dBuV/m)	Remark (QP/PK/AV)
1		9687.000	36.49	14.23	50.73	-17.47	68.20	Peak
2	*	10256.500	35.59	16.09	51.68	-16.52	68.20	Peak
3		11089.500	34.20	17.66	51.86	-22.14	74.00	Peak
4		11404.000	33.67	17.96	51.63	-22.37	74.00	Peak

Note:

1. " *", means this data is the worst emission level.
2. C.F (Correction Factor) = Antenna Factor (dB)+ Cable Loss (dB) – Preamplifier(dB).
3. Measurement (dBuV/m) = Reading(dBuV) + C.F (Correction Factor).
4. The emission levels of other frequencies are very lower than the limit and not show in test report.

EUT	AX6600 Tri-Band Wi-Fi 6 Router	Date of Test	2020-04-27
Factor	BBHA 9120D_1-18GHz_2020	Temp. / Humidity	23.8°C /39.5%
Polarity	Vertical	Site / Test Engineer	AC1 / Kevin Ker
Test Mode	Transmit by 802.11ax-HE40 at channel 5670MHz (CDD Mode N_{SS}=1)	Test Voltage	120V/60Hz

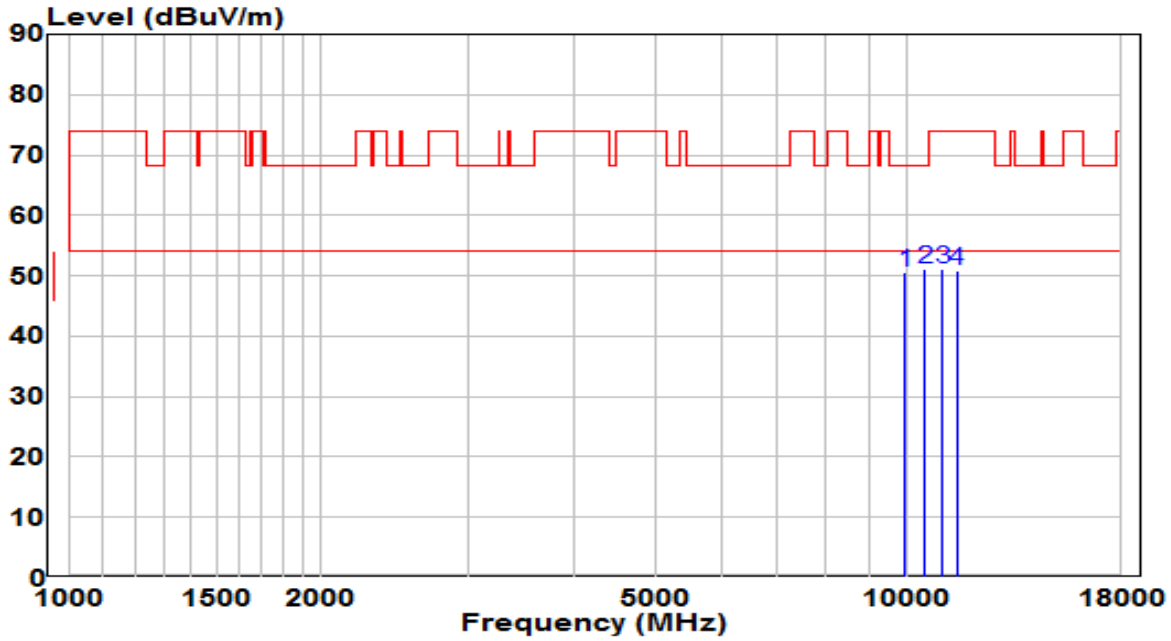

No		Frequency (MHz)	Reading (dBuV)	C.F (dB)	Measurement (dBuV/m)	Margin (dB)	Limit (dBuV/m)	Remark (QP/PK/AV)
1		9950.500	35.37	15.10	50.47	-17.73	68.20	Peak
2	*	10503.000	34.38	16.87	51.26	-16.94	68.20	Peak
3		10996.000	33.57	17.57	51.14	-22.86	74.00	Peak
4		11463.500	32.82	18.02	50.83	-23.17	74.00	Peak

Note:

1. " *", means this data is the worst emission level.
2. C.F (Correction Factor) = Antenna Factor (dB)+ Cable Loss (dB) – Preamplifier(dB).
3. Measurement (dBuV/m) = Reading(dBuV) + C.F (Correction Factor).
4. The emission levels of other frequencies are very lower than the limit and not show in test report.

EUT	AX6600 Tri-Band Wi-Fi 6 Router	Date of Test	2020-04-27
Factor	BBHA 9120D_1-18GHz_2020	Temp. / Humidity	23.8°C /39.5%
Polarity	Horizontal	Site / Test Engineer	AC1 / Kevin Ker
Test Mode	Transmit by 802.11ax-HE40 at channel 5710MHz (CDD Mode N_{SS}=1)	Test Voltage	120V/60Hz

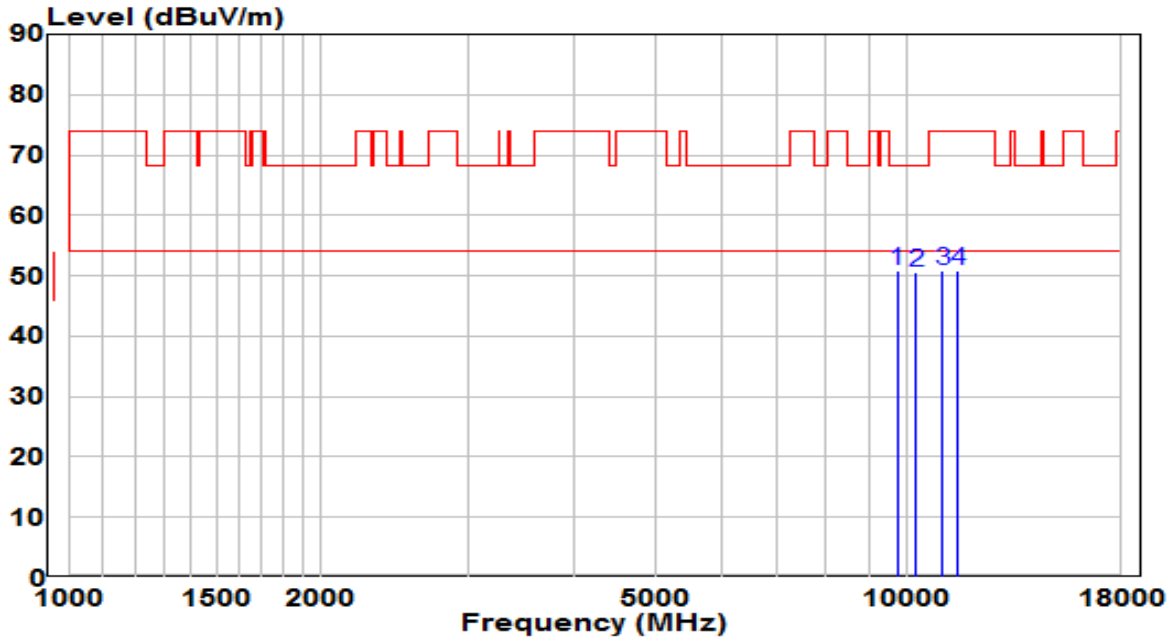

No		Frequency (MHz)	Reading (dBuV)	C.F (dB)	Measurement (dBuV/m)	Margin (dB)	Limit (dBuV/m)	Remark (QP/PK/AV)
1	*	9738.000	36.54	14.40	50.94	-17.26	68.20	Peak
2		10231.000	34.55	16.00	50.56	-17.64	68.20	Peak
3		11013.000	33.35	17.59	50.95	-23.05	74.00	Peak
4		11489.000	32.82	18.04	50.86	-23.14	74.00	Peak

Note:

1. " *", means this data is the worst emission level.
2. C.F (Correction Factor) = Antenna Factor (dB)+ Cable Loss (dB) – Preamplifier(dB).
3. Measurement (dBuV/m) = Reading(dBuV) + C.F (Correction Factor).
4. The emission levels of other frequencies are very lower than the limit and not show in test report.

EUT	AX6600 Tri-Band Wi-Fi 6 Router	Date of Test	2020-04-27
Factor	BBHA 9120D_1-18GHz_2020	Temp. / Humidity	23.8°C /39.5%
Polarity	Vertical	Site / Test Engineer	AC1 / Kevin Ker
Test Mode	Transmit by 802.11ax-HE40 at channel 5710MHz (CDD Mode N_{SS}=1)	Test Voltage	120V/60Hz

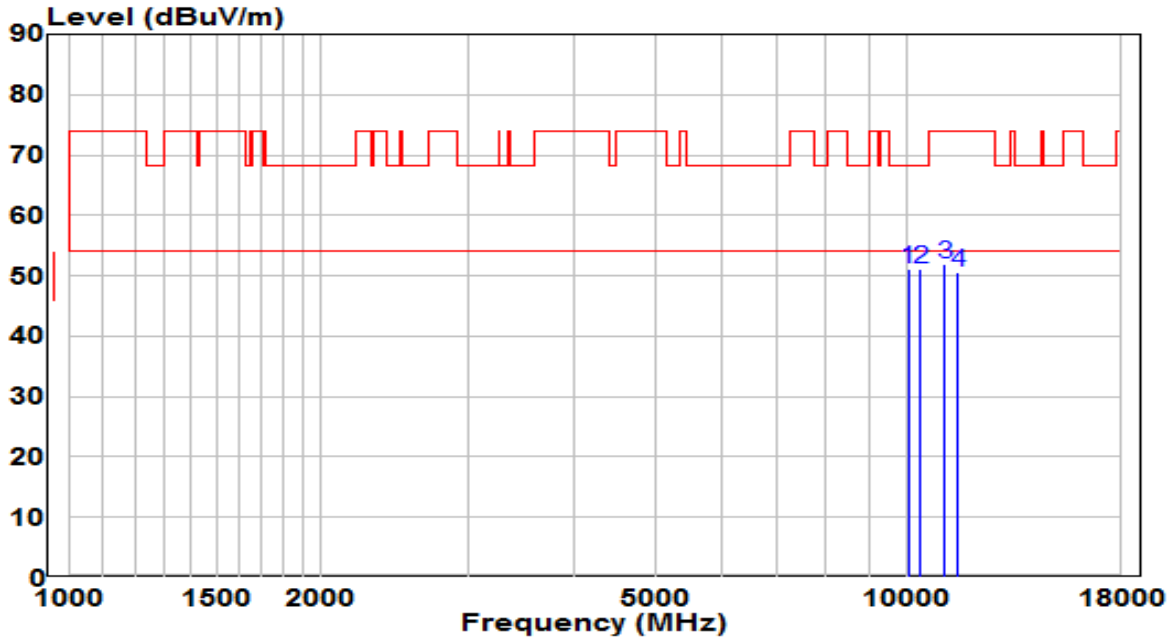

No		Frequency (MHz)	Reading (dBuV)	C.F (dB)	Measurement (dBuV/m)	Margin (dB)	Limit (dBuV/m)	Remark (QP/PK/AV)
1	*	10018.500	35.86	15.32	51.18	-17.02	68.20	Peak
2		10350.000	34.63	16.39	51.02	-17.18	68.20	Peak
3		11089.500	34.39	17.66	52.05	-21.95	74.00	Peak
4		11506.000	32.63	18.05	50.68	-23.32	74.00	Peak

Note:

1. " *", means this data is the worst emission level.
2. C.F (Correction Factor) = Antenna Factor (dB)+ Cable Loss (dB) – Preamplifier(dB).
3. Measurement (dBuV/m) = Reading(dBuV) + C.F (Correction Factor).
4. The emission levels of other frequencies are very lower than the limit and not show in test report.

EUT	AX6600 Tri-Band Wi-Fi 6 Router	Date of Test	2020-04-27
Factor	BBHA 9120D_1-18GHz_2020	Temp. / Humidity	23.8°C /39.5%
Polarity	Horizontal	Site / Test Engineer	AC1 / Kevin Ker
Test Mode	Transmit by 802.11ax-HE40 at channel 5755MHz (CDD Mode N_{SS}=1)	Test Voltage	120V/60Hz

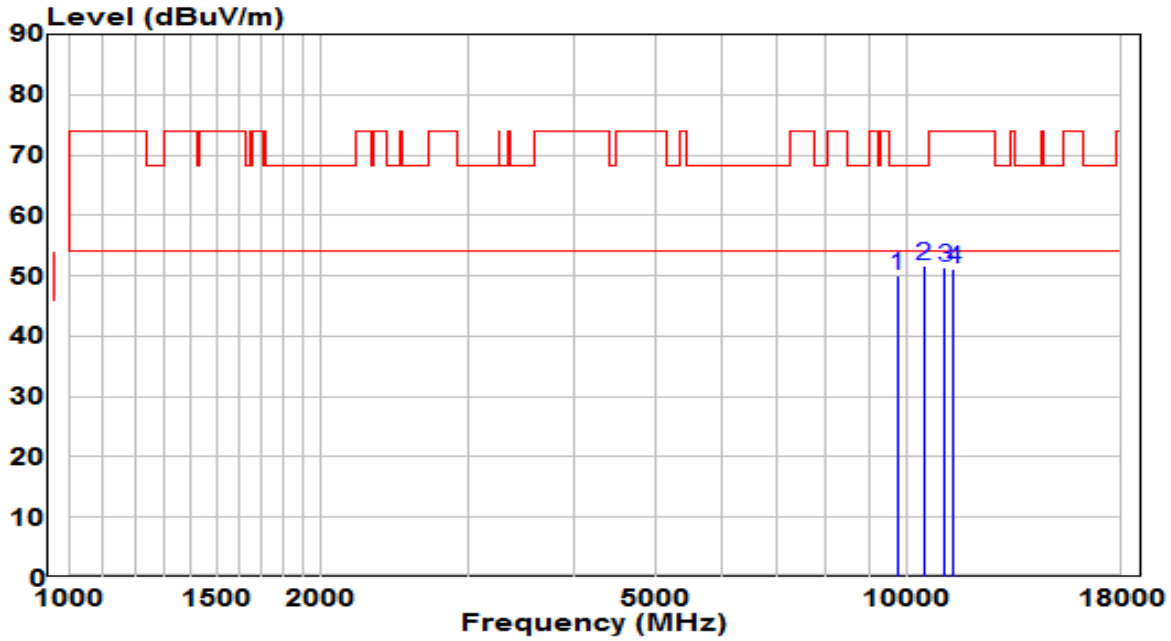

No		Frequency (MHz)	Reading (dBuV)	C.F (dB)	Measurement (dBuV/m)	Margin (dB)	Limit (dBuV/m)	Remark (QP/PK/AV)
1		9738.000	35.76	14.40	50.16	-18.04	68.20	Peak
2	*	10469.000	34.78	16.77	51.55	-16.65	68.20	Peak
3		11089.500	33.81	17.66	51.48	-22.52	74.00	Peak
4		11336.000	33.33	17.90	51.22	-22.78	74.00	Peak

Note:

1. " *", means this data is the worst emission level.
2. C.F (Correction Factor) = Antenna Factor (dB)+ Cable Loss (dB) – Preamplifier(dB).
3. Measurement (dBuV/m) = Reading(dBuV) + C.F (Correction Factor).
4. The emission levels of other frequencies are very lower than the limit and not show in test report.

EUT	AX6600 Tri-Band Wi-Fi 6 Router	Date of Test	2020-04-27
Factor	BBHA 9120D_1-18GHz_2020	Temp. / Humidity	23.8°C /39.5%
Polarity	Vertical	Site / Test Engineer	AC1 / Kevin Ker
Test Mode	Transmit by 802.11ax-HE40 at channel 5755MHz (CDD Mode N_{SS}=1)	Test Voltage	120V/60Hz

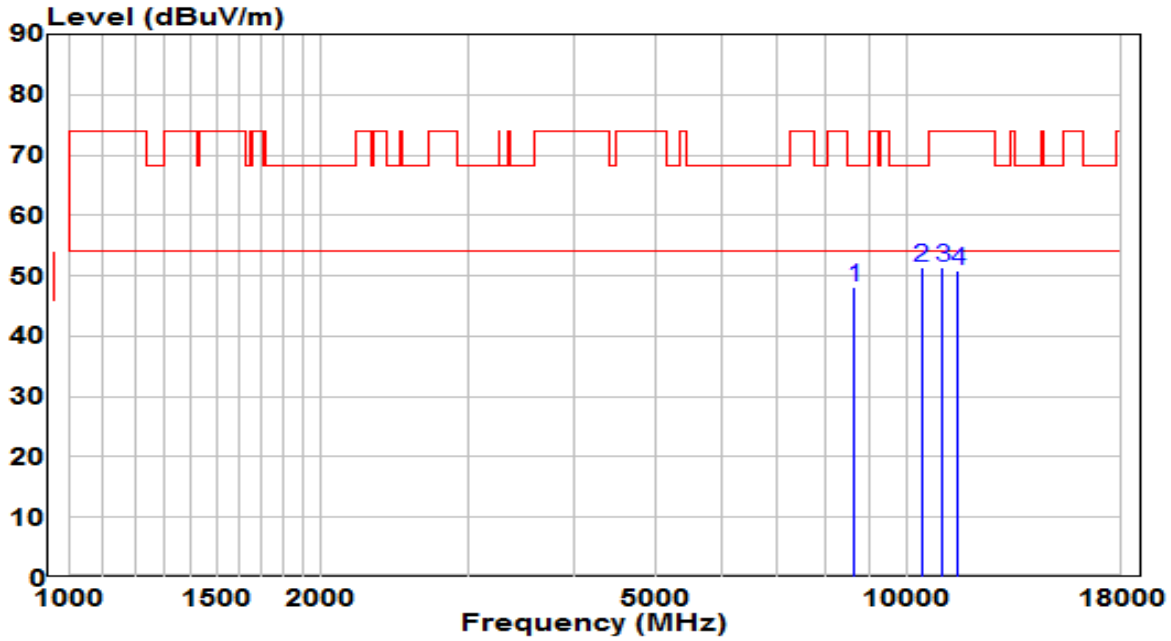

No		Frequency (MHz)	Reading (dBuV)	C.F (dB)	Measurement (dBuV/m)	Margin (dB)	Limit (dBuV/m)	Remark (QP/PK/AV)
1		8650.000	35.39	12.85	48.24	-19.96	68.20	Peak
2	*	10384.000	34.85	16.50	51.35	-16.85	68.20	Peak
3		11004.500	33.79	17.58	51.38	-22.62	74.00	Peak
4		11497.500	32.72	18.04	50.77	-23.23	74.00	Peak

Note:

1. " *", means this data is the worst emission level.
2. C.F (Correction Factor) = Antenna Factor (dB)+ Cable Loss (dB) – Preamplifier(dB).
3. Measurement (dBuV/m) = Reading(dBuV) + C.F (Correction Factor).
4. The emission levels of other frequencies are very lower than the limit and not show in test report.

EUT	AX6600 Tri-Band Wi-Fi 6 Router	Date of Test	2020-04-27
Factor	BBHA 9120D_1-18GHz_2020	Temp. / Humidity	23.8°C /39.5%
Polarity	Horizontal	Site / Test Engineer	AC1 / Kevin Ker
Test Mode	Transmit by 802.11ax-HE40 at channel 5795MHz (CDD Mode N_{SS}=1)	Test Voltage	120V/60Hz

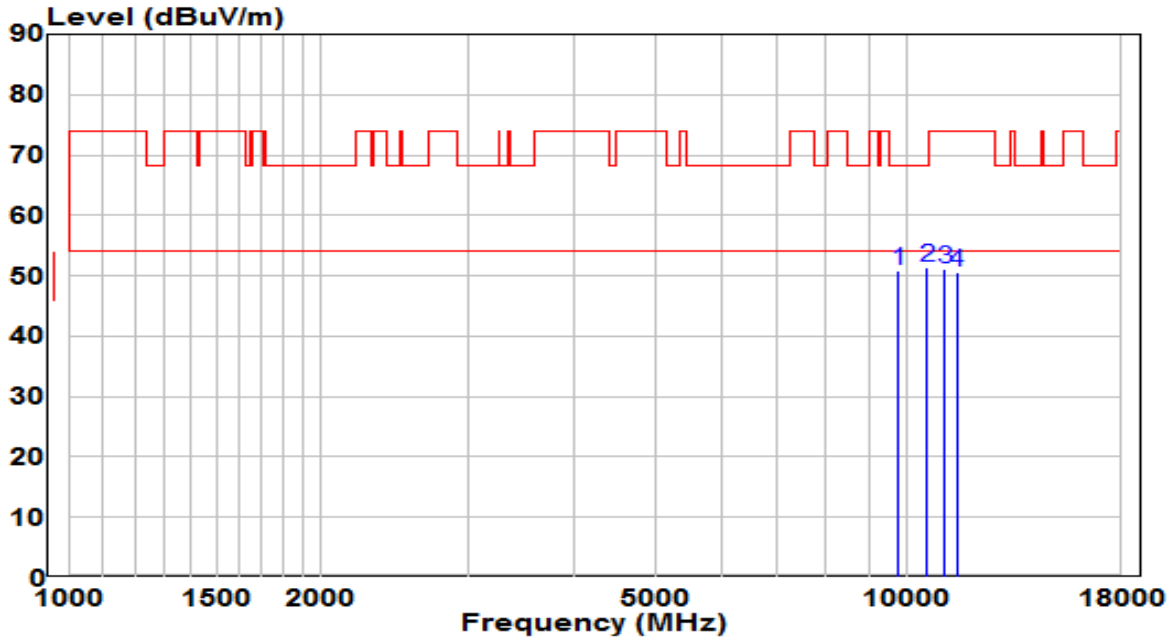

No		Frequency (MHz)	Reading (dBuV)	C.F (dB)	Measurement (dBuV/m)	Margin (dB)	Limit (dBuV/m)	Remark (QP/PK/AV)
1		9763.500	36.29	14.48	50.77	-17.43	68.20	Peak
2	*	10545.500	34.44	16.93	51.37	-16.83	68.20	Peak
3		11081.000	33.58	17.66	51.23	-22.77	74.00	Peak
4		11438.000	32.60	17.99	50.59	-23.41	74.00	Peak

Note:

1. " *", means this data is the worst emission level.
2. C.F (Correction Factor) = Antenna Factor (dB)+ Cable Loss (dB) – Preamplifier(dB).
3. Measurement (dBuV/m) = Reading(dBuV) + C.F (Correction Factor).
4. The emission levels of other frequencies are very lower than the limit and not show in test report.

EUT	AX6600 Tri-Band Wi-Fi 6 Router	Date of Test	2020-04-27
Factor	BBHA 9120D_1-18GHz_2020	Temp. / Humidity	23.8°C /39.5%
Polarity	Vertical	Site / Test Engineer	AC1 / Kevin Ker
Test Mode	Transmit by 802.11ax-HE40 at channel 5795MHz (CDD Mode N_{SS}=1)	Test Voltage	120V/60Hz

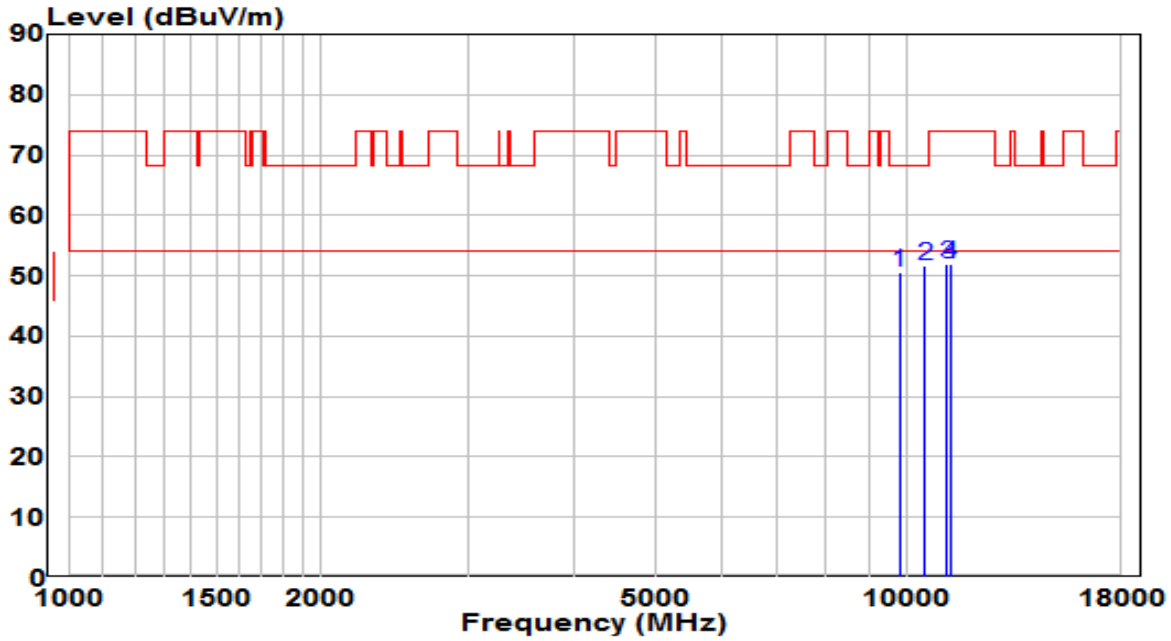

No		Frequency (MHz)	Reading (dBuV)	C.F (dB)	Measurement (dBuV/m)	Margin (dB)	Limit (dBuV/m)	Remark (QP/PK/AV)
1		9797.500	35.86	14.60	50.45	-17.75	68.20	Peak
2	*	10503.000	34.90	16.87	51.77	-16.43	68.20	Peak
3		11132.000	34.26	17.70	51.97	-22.03	74.00	Peak
4		11259.500	34.03	17.82	51.85	-22.15	74.00	Peak

Note:

1. " *", means this data is the worst emission level.
2. C.F (Correction Factor) = Antenna Factor (dB)+ Cable Loss (dB) – Preamplifier(dB).
3. Measurement (dBuV/m) = Reading(dBuV) + C.F (Correction Factor).
4. The emission levels of other frequencies are very lower than the limit and not show in test report.

EUT	AX6600 Tri-Band Wi-Fi 6 Router	Date of Test	2020-04-27
Factor	BBHA 9120D_1-18GHz_2020	Temp. / Humidity	23.8°C /39.5%
Polarity	Horizontal	Site / Test Engineer	AC1 / Kevin Ker
Test Mode	Transmit by 802.11ax-HE80 at channel 5210MHz (CDD Mode N_{SS}=1)	Test Voltage	120V/60Hz

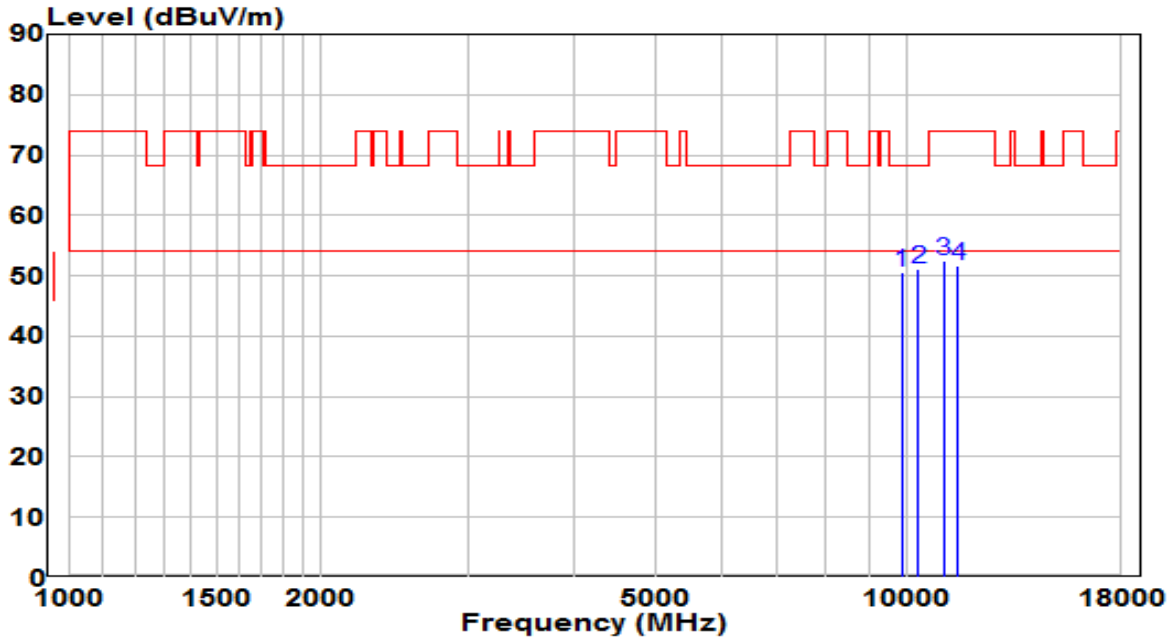

No		Frequency (MHz)	Reading (dBuV)	C.F (dB)	Measurement (dBuV/m)	Margin (dB)	Limit (dBuV/m)	Remark (QP/PK/AV)
1		9857.000	35.78	14.79	50.57	-17.63	68.20	Peak
2	*	10299.000	34.88	16.22	51.11	-17.09	68.20	Peak
3		11047.000	34.73	17.62	52.35	-21.65	74.00	Peak
4		11472.000	33.56	18.02	51.59	-22.41	74.00	Peak

Note:

1. " *", means this data is the worst emission level.
2. C.F (Correction Factor) = Antenna Factor (dB)+ Cable Loss (dB) – Preamplifier(dB).
3. Measurement (dBuV/m) = Reading(dBuV) + C.F (Correction Factor).
4. The emission levels of other frequencies are very lower than the limit and not show in test report.

EUT	AX6600 Tri-Band Wi-Fi 6 Router	Date of Test	2020-04-27
Factor	BBHA 9120D_1-18GHz_2020	Temp. / Humidity	23.8°C /39.5%
Polarity	Vertical	Site / Test Engineer	AC1 / Kevin Ker
Test Mode	Transmit by 802.11ax-HE80 at channel 5210MHz (CDD Mode N_{SS}=1)	Test Voltage	120V/60Hz

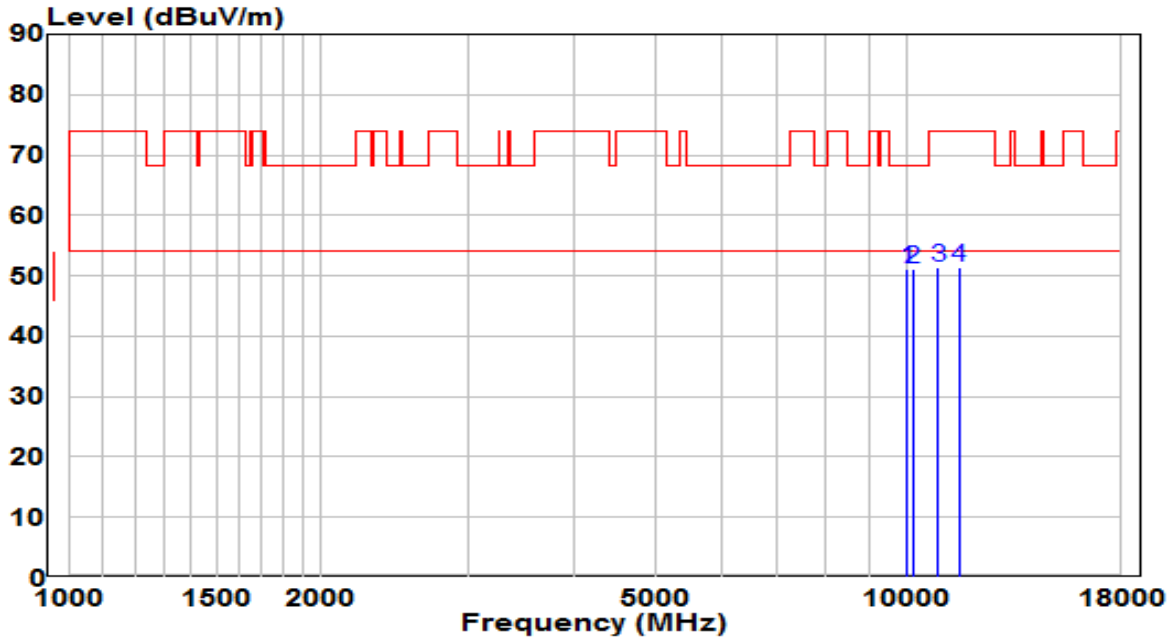

No		Frequency (MHz)	Reading (dBuV)	C.F (dB)	Measurement (dBuV/m)	Margin (dB)	Limit (dBuV/m)	Remark (QP/PK/AV)
1	*	10001.500	35.86	15.26	51.12	-17.08	68.20	Peak
2		10163.000	35.26	15.78	51.05	-17.15	68.20	Peak
3		10877.000	34.03	17.41	51.43	-22.57	74.00	Peak
4		11531.500	33.28	18.04	51.31	-22.69	74.00	Peak

Note:

1. " *", means this data is the worst emission level.
2. C.F (Correction Factor) = Antenna Factor (dB)+ Cable Loss (dB) – Preamplifier(dB).
3. Measurement (dBuV/m) = Reading(dBuV) + C.F (Correction Factor).
4. The emission levels of other frequencies are very lower than the limit and not show in test report.

EUT	AX6600 Tri-Band Wi-Fi 6 Router	Date of Test	2020-04-27
Factor	BBHA 9120D_1-18GHz_2020	Temp. / Humidity	23.8°C /39.5%
Polarity	Horizontal	Site / Test Engineer	AC1 / Kevin Ker
Test Mode	Transmit by 802.11ax-HE80 at channel 5530MHz (CDD Mode N_{SS}=1)	Test Voltage	120V/60Hz

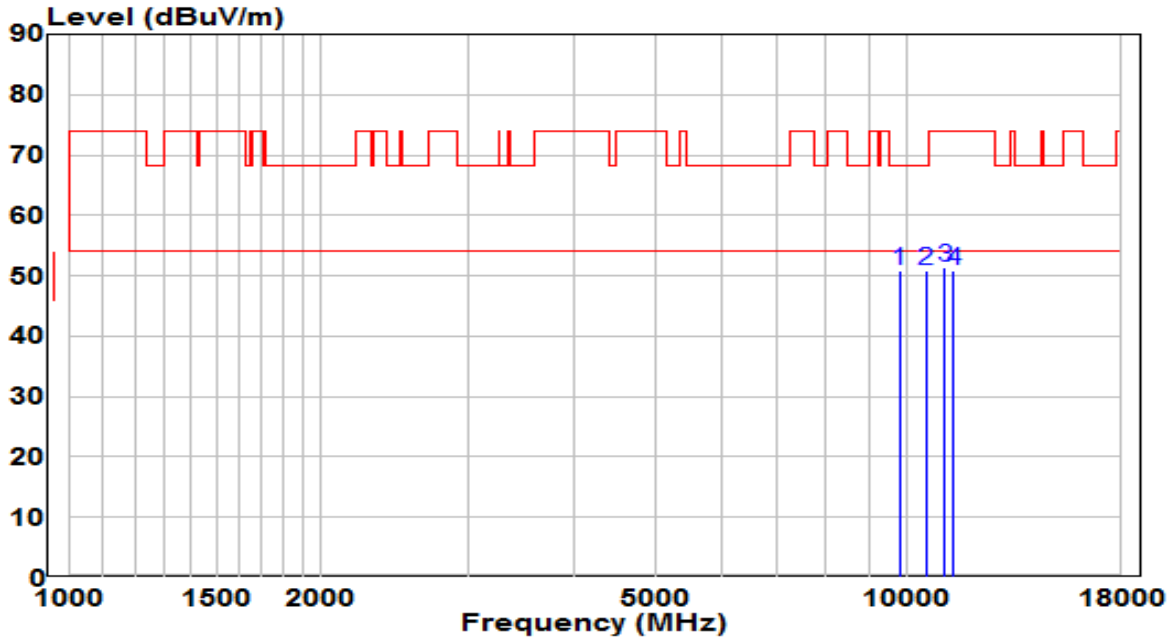

No		Frequency (MHz)	Reading (dBuV)	C.F (dB)	Measurement (dBuV/m)	Margin (dB)	Limit (dBuV/m)	Remark (QP/PK/AV)
1		9789.000	36.34	14.57	50.91	-17.29	68.20	Peak
2	*	10528.500	34.02	16.91	50.93	-17.27	68.20	Peak
3		11081.000	33.64	17.66	51.29	-22.71	74.00	Peak
4		11344.500	33.04	17.90	50.94	-23.06	74.00	Peak

Note:

1. " *", means this data is the worst emission level.
2. C.F (Correction Factor) = Antenna Factor (dB)+ Cable Loss (dB) – Preamplifier(dB).
3. Measurement (dBuV/m) = Reading(dBuV) + C.F (Correction Factor).
4. The emission levels of other frequencies are very lower than the limit and not show in test report.

EUT	AX6600 Tri-Band Wi-Fi 6 Router	Date of Test	2020-04-27
Factor	BBHA 9120D_1-18GHz_2020	Temp. / Humidity	23.8°C /39.5%
Polarity	Vertical	Site / Test Engineer	AC1 / Kevin Ker
Test Mode	Transmit by 802.11ax-HE80 at channel 5530MHz (CDD Mode N_{SS}=1)	Test Voltage	120V/60Hz

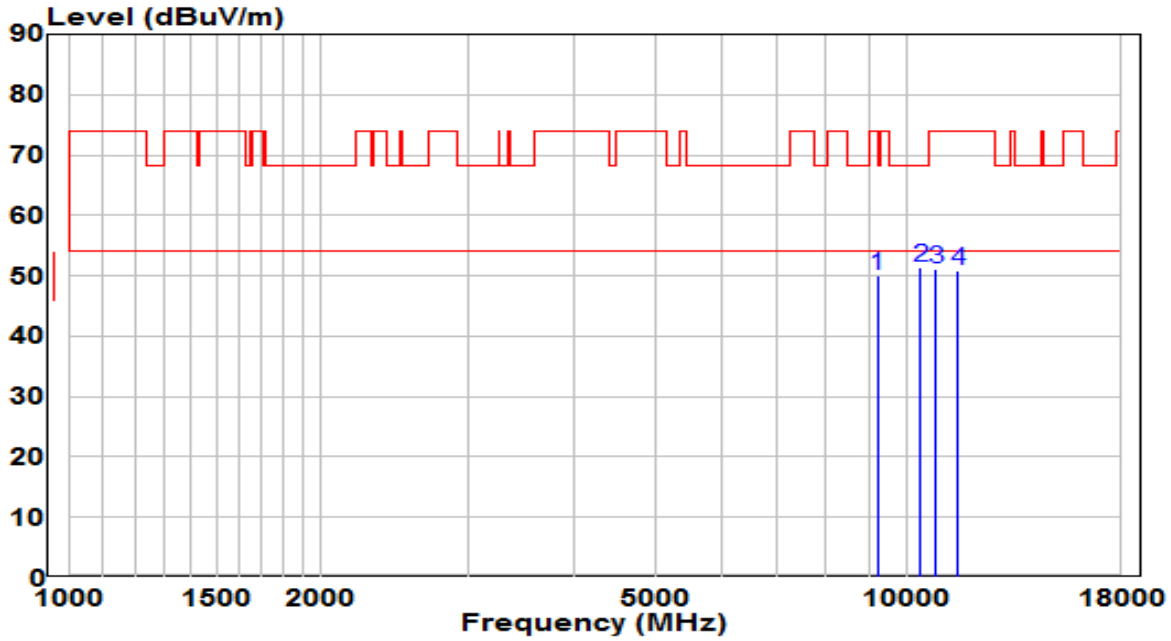

No		Frequency (MHz)	Reading (dBuV)	C.F (dB)	Measurement (dBuV/m)	Margin (dB)	Limit (dBuV/m)	Remark (QP/PK/AV)
1		9219.500	36.42	13.71	50.13	-18.07	68.20	Peak
2	*	10375.500	34.82	16.47	51.29	-16.91	68.20	Peak
3		10826.000	33.91	17.33	51.25	-22.75	74.00	Peak
4		11489.000	32.79	18.04	50.83	-23.17	74.00	Peak

Note:

1. " *", means this data is the worst emission level.
2. C.F (Correction Factor) = Antenna Factor (dB)+ Cable Loss (dB) – Preamplifier(dB).
3. Measurement (dBuV/m) = Reading(dBuV) + C.F (Correction Factor).
4. The emission levels of other frequencies are very lower than the limit and not show in test report.

EUT	AX6600 Tri-Band Wi-Fi 6 Router	Date of Test	2020-04-27
Factor	BBHA 9120D_1-18GHz_2020	Temp. / Humidity	23.8°C /39.5%
Polarity	Horizontal	Site / Test Engineer	AC1 / Kevin Ker
Test Mode	Transmit by 802.11ax-HE80 at channel 5610MHz (CDD Mode N_{SS}=1)	Test Voltage	120V/60Hz

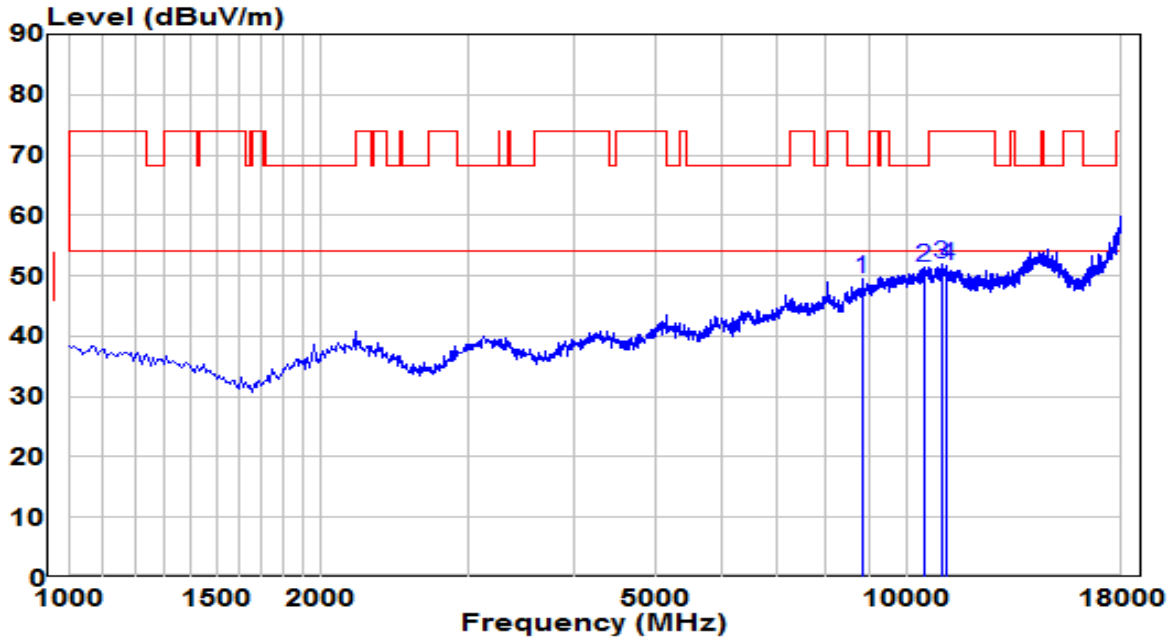

No		Frequency (MHz)	Reading (dBuV)	C.F (dB)	Measurement (dBuV/m)	Margin (dB)	Limit (dBuV/m)	Remark (QP/PK/AV)
1		8837.000	36.11	13.35	49.45	-18.75	68.20	Peak
2	*	10452.000	34.60	16.72	51.31	-16.89	68.20	Peak
3		10979.000	34.49	17.55	52.04	-21.96	74.00	Peak
4		11157.500	33.82	17.73	51.54	-22.46	74.00	Peak

Note:

1. " *", means this data is the worst emission level.
2. C.F (Correction Factor) = Antenna Factor (dB)+ Cable Loss (dB) – Preamplifier(dB).
3. Measurement (dBuV/m) = Reading(dBuV) + C.F (Correction Factor).
4. The emission levels of other frequencies are very lower than the limit and not show in test report.

EUT	AX6600 Tri-Band Wi-Fi 6 Router	Date of Test	2020-04-27
Factor	BBHA 9120D_1-18GHz_2020	Temp. / Humidity	23.8°C /39.5%
Polarity	Vertical	Site / Test Engineer	AC1 / Kevin Ker
Test Mode	Transmit by 802.11ax-HE80 at channel 5610MHz (CDD Mode N_{SS}=1)	Test Voltage	120V/60Hz

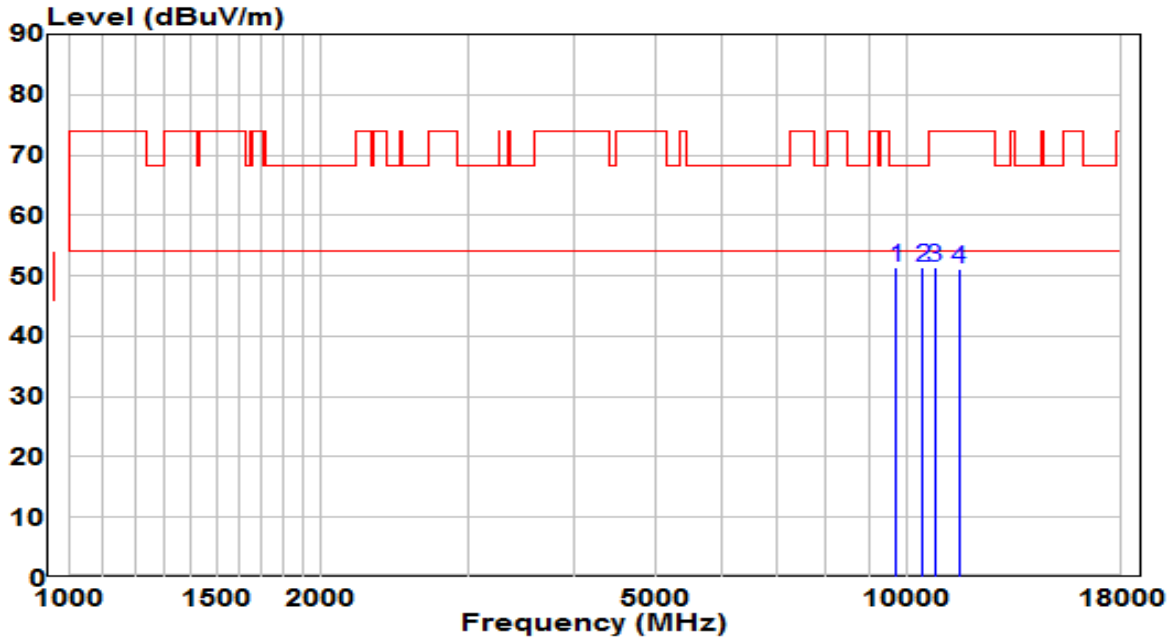

No		Frequency (MHz)	Reading (dBuV)	C.F (dB)	Measurement (dBuV/m)	Margin (dB)	Limit (dBuV/m)	Remark (QP/PK/AV)
1		9712.500	36.96	14.32	51.27	-16.93	68.20	Peak
2	*	10426.500	34.85	16.63	51.48	-16.72	68.20	Peak
3		10783.500	34.06	17.27	51.33	-22.67	74.00	Peak
4		11523.000	33.00	18.04	51.04	-22.96	74.00	Peak

Note:

1. " *", means this data is the worst emission level.
2. C.F (Correction Factor) = Antenna Factor (dB)+ Cable Loss (dB) – Preamplifier(dB).
3. Measurement (dBuV/m) = Reading(dBuV) + C.F (Correction Factor).
4. The emission levels of other frequencies are very lower than the limit and not show in test report.

EUT	AX6600 Tri-Band Wi-Fi 6 Router	Date of Test	2020-04-27
Factor	BBHA 9120D_1-18GHz_2020	Temp. / Humidity	23.8°C /39.5%
Polarity	Horizontal	Site / Test Engineer	AC1 / Kevin Ker
Test Mode	Transmit by 802.11ax-HE80 at channel 5690MHz (CDD Mode N_{SS}=1)	Test Voltage	120V/60Hz

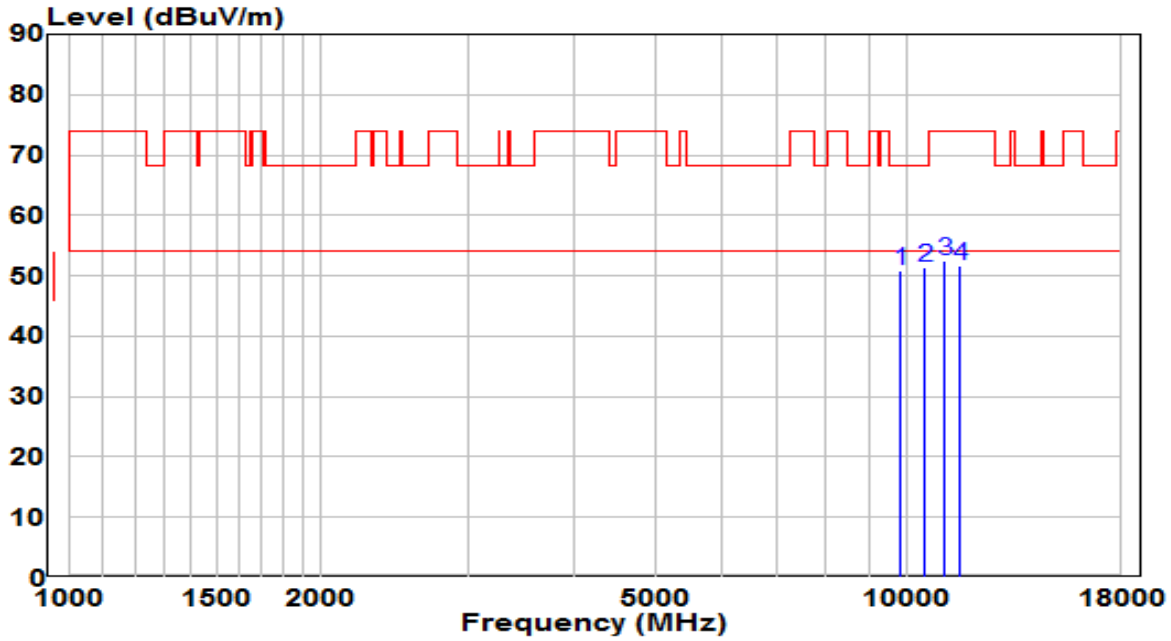

No		Frequency (MHz)	Reading (dBuV)	C.F (dB)	Measurement (dBuV/m)	Margin (dB)	Limit (dBuV/m)	Remark (QP/PK/AV)
1		9823.000	36.13	14.68	50.81	-17.39	68.20	Peak
2	*	10503.000	34.66	16.87	51.53	-16.67	68.20	Peak
3		11081.000	34.74	17.66	52.40	-21.60	74.00	Peak
4		11548.500	33.60	18.03	51.63	-22.37	74.00	Peak

Note:

1. " *", means this data is the worst emission level.
2. C.F (Correction Factor) = Antenna Factor (dB)+ Cable Loss (dB) – Preamplifier(dB).
3. Measurement (dBuV/m) = Reading(dBuV) + C.F (Correction Factor).
4. The emission levels of other frequencies are very lower than the limit and not show in test report.

EUT	AX6600 Tri-Band Wi-Fi 6 Router	Date of Test	2020-04-27
Factor	BBHA 9120D_1-18GHz_2020	Temp. / Humidity	23.8°C /39.5%
Polarity	Vertical	Site / Test Engineer	AC1 / Kevin Ker
Test Mode	Transmit by 802.11ax-HE80 at channel 5690MHz (CDD Mode N_{SS}=1)	Test Voltage	120V/60Hz

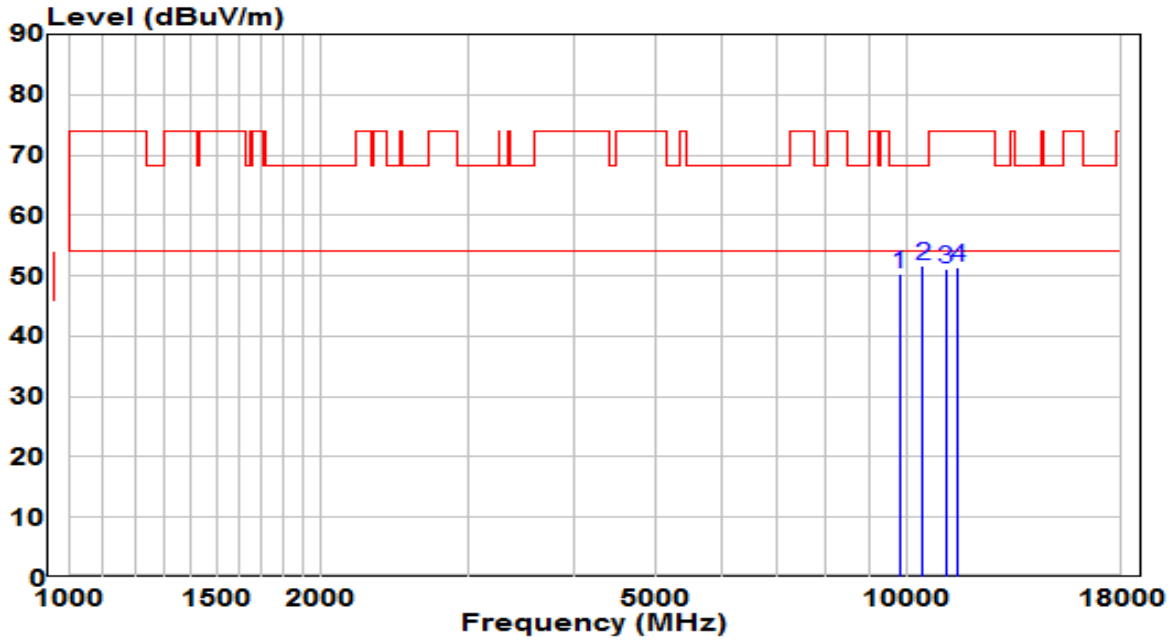

No		Frequency (MHz)	Reading (dBuV)	C.F (dB)	Measurement (dBuV/m)	Margin (dB)	Limit (dBuV/m)	Remark (QP/PK/AV)
1		9797.500	35.67	14.60	50.26	-17.94	68.20	Peak
2	*	10418.000	34.97	16.61	51.58	-16.62	68.20	Peak
3		11106.500	33.58	17.68	51.26	-22.74	74.00	Peak
4		11489.000	33.23	18.04	51.27	-22.73	74.00	Peak

Note:

1. " *", means this data is the worst emission level.
2. C.F (Correction Factor) = Antenna Factor (dB)+ Cable Loss (dB) – Preamplifier(dB).
3. Measurement (dBuV/m) = Reading(dBuV) + C.F (Correction Factor).
4. The emission levels of other frequencies are very lower than the limit and not show in test report.

EUT	AX6600 Tri-Band Wi-Fi 6 Router	Date of Test	2020-04-27
Factor	BBHA 9120D_1-18GHz_2020	Temp. / Humidity	23.8°C /39.5%
Polarity	Horizontal	Site / Test Engineer	AC1 / Kevin Ker
Test Mode	Transmit by 802.11ax-HE80 at channel 5775MHz (CDD Mode N_{SS}=1)	Test Voltage	120V/60Hz

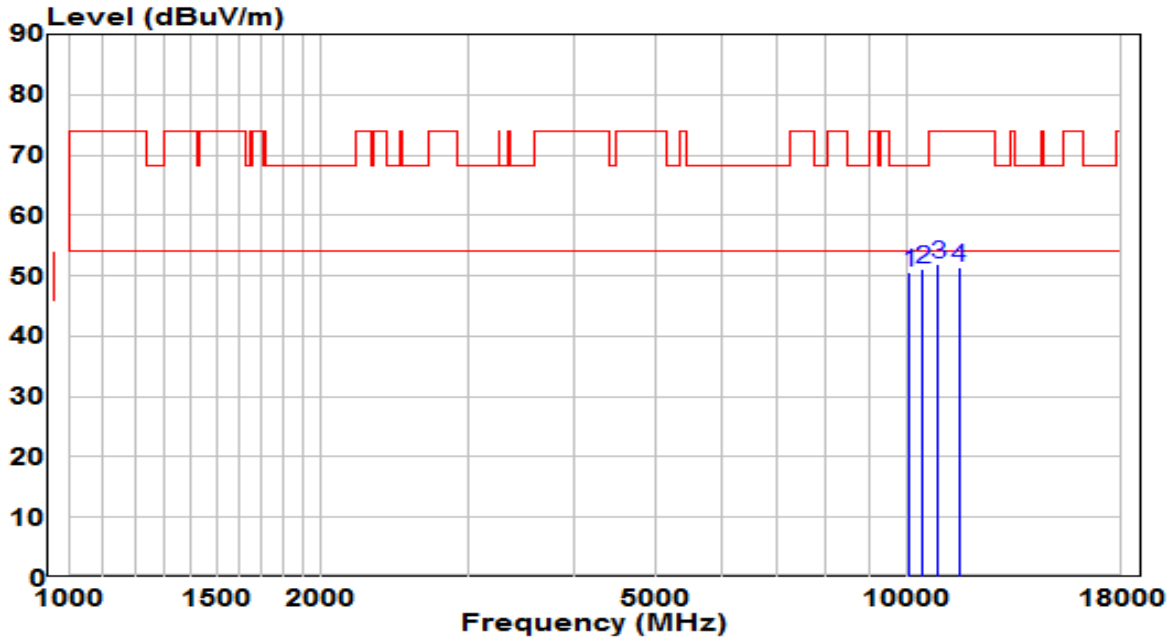

No		Frequency (MHz)	Reading (dBuV)	C.F (dB)	Measurement (dBuV/m)	Margin (dB)	Limit (dBuV/m)	Remark (QP/PK/AV)
1		10069.500	35.00	15.48	50.48	-17.72	68.20	Peak
2	*	10443.500	34.46	16.69	51.15	-17.05	68.20	Peak
3		10885.500	34.51	17.42	51.92	-22.08	74.00	Peak
4		11514.500	33.26	18.04	51.30	-22.70	74.00	Peak

Note:

1. " *", means this data is the worst emission level.
2. C.F (Correction Factor) = Antenna Factor (dB)+ Cable Loss (dB) – Preamplifier(dB).
3. Measurement (dBuV/m) = Reading(dBuV) + C.F (Correction Factor).
4. The emission levels of other frequencies are very lower than the limit and not show in test report.

EUT	AX6600 Tri-Band Wi-Fi 6 Router	Date of Test	2020-04-27
Factor	BBHA 9120D_1-18GHz_2020	Temp. / Humidity	23.8°C /39.5%
Polarity	Vertical	Site / Test Engineer	AC1 / Kevin Ker
Test Mode	Transmit by 802.11ax-HE80 at channel 5775MHz (CDD Mode N_{SS}=1)	Test Voltage	120V/60Hz

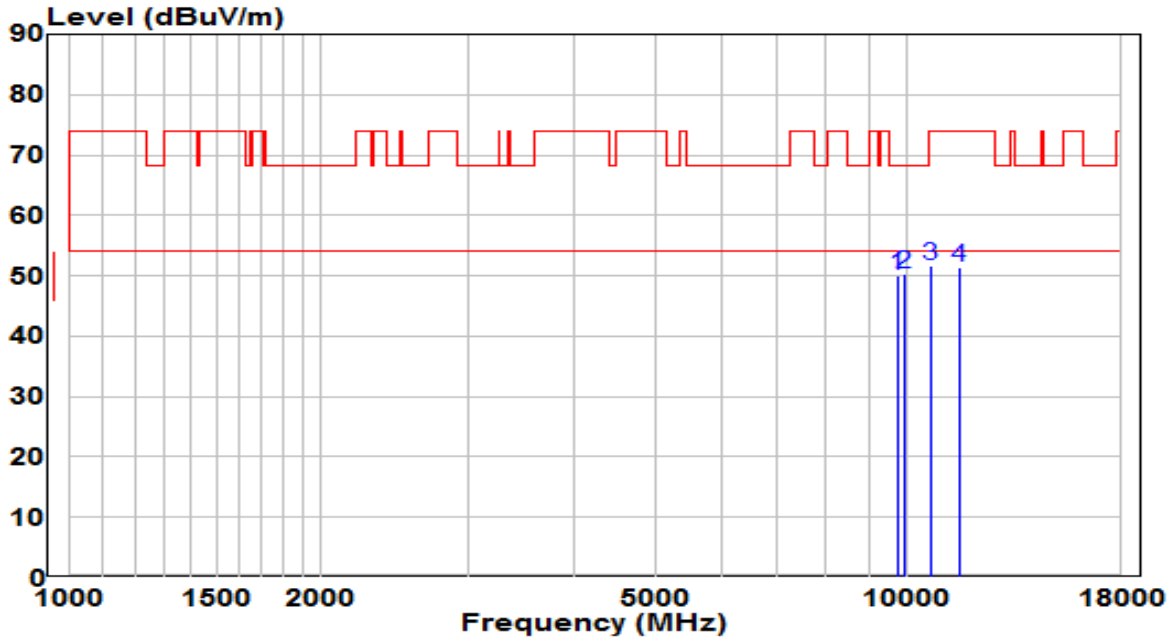

No		Frequency (MHz)	Reading (dBuV)	C.F (dB)	Measurement (dBuV/m)	Margin (dB)	Limit (dBuV/m)	Remark (QP/PK/AV)
1		9738.000	35.59	14.40	49.99	-18.21	68.20	Peak
2	*	9916.500	35.43	14.99	50.42	-17.78	68.20	Peak
3		10647.500	34.49	17.08	51.57	-22.43	74.00	Peak
4		11514.500	33.27	18.04	51.32	-22.68	74.00	Peak

Note:

1. " *", means this data is the worst emission level.
2. C.F (Correction Factor) = Antenna Factor (dB)+ Cable Loss (dB) – Preamplifier(dB).
3. Measurement (dBuV/m) = Reading(dBuV) + C.F (Correction Factor).
4. The emission levels of other frequencies are very lower than the limit and not show in test report.

EUT	AX6600 Tri-Band Wi-Fi 6 Router	Date of Test	2020-04-27
Factor	BBHA 9120D_1-18GHz_2020	Temp. / Humidity	23.8°C /39.5%
Polarity	Horizontal	Site / Test Engineer	AC1 / Kevin Ker
Test Mode	Transmit by 802.11ax-HE160 at channel 5570MHz (CDD Mode N_{SS}=1)	Test Voltage	120V/60Hz

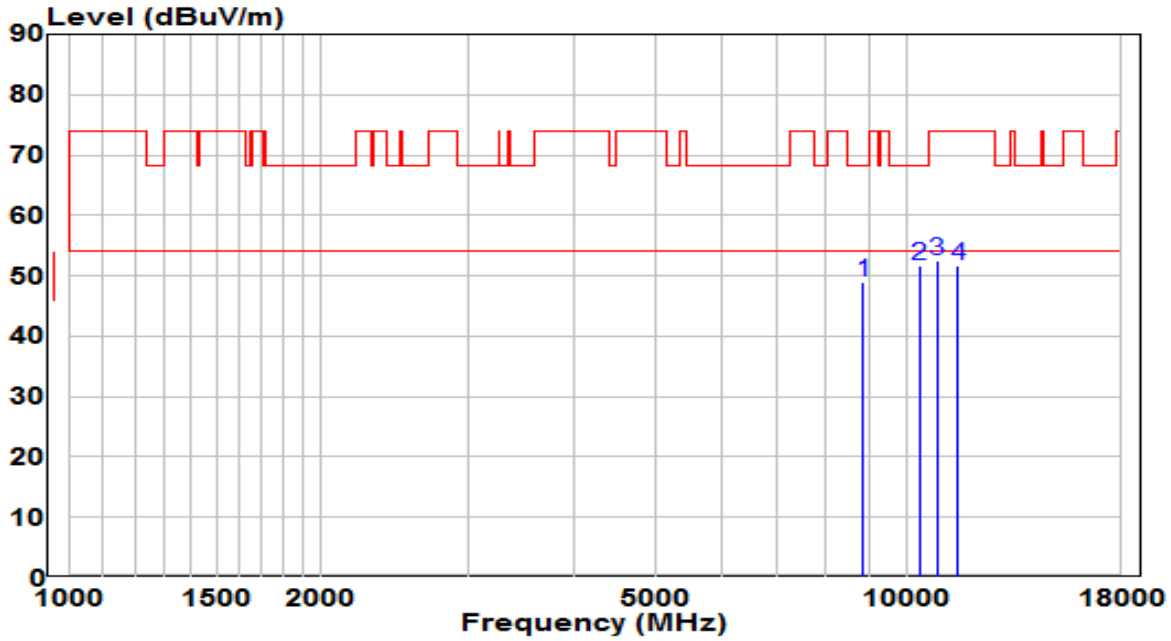

No		Frequency (MHz)	Reading (dBuV)	C.F (dB)	Measurement (dBuV/m)	Margin (dB)	Limit (dBuV/m)	Remark (QP/PK/AV)
1		8862.500	35.65	13.42	49.06	-19.14	68.20	Peak
2	*	10333.000	35.22	16.33	51.56	-16.64	68.20	Peak
3		10851.500	35.00	17.37	52.37	-21.63	74.00	Peak
4		11506.000	33.51	18.05	51.55	-22.45	74.00	Peak

Note:

1. " *", means this data is the worst emission level.
2. C.F (Correction Factor) = Antenna Factor (dB)+ Cable Loss (dB) – Preamplifier(dB).
3. Measurement (dBuV/m) = Reading(dBuV) + C.F (Correction Factor).
4. The emission levels of other frequencies are very lower than the limit and not show in test report.

EUT	AX6600 Tri-Band Wi-Fi 6 Router	Date of Test	2020-04-27
Factor	BBHA 9120D_1-18GHz_2020	Temp. / Humidity	23.8°C /39.5%
Polarity	Vertical	Site / Test Engineer	AC1 / Kevin Ker
Test Mode	Transmit by 802.11ax-HE160 at channel 5570MHz (CDD Mode N_{SS}=1)	Test Voltage	120V/60Hz

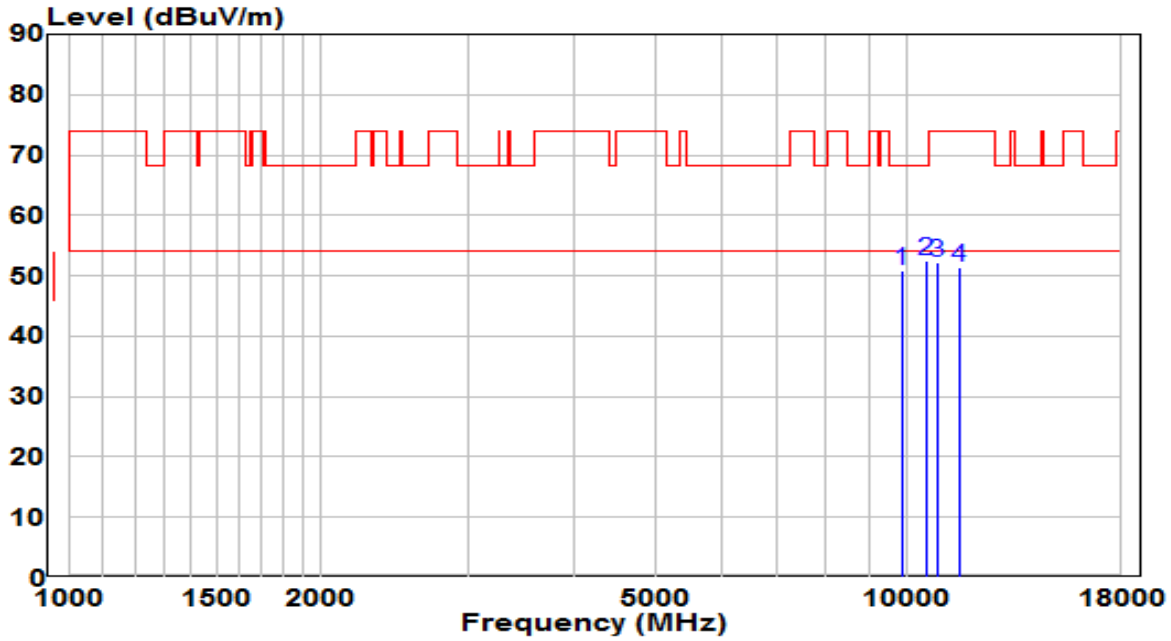

No		Frequency (MHz)	Reading (dBuV)	C.F (dB)	Measurement (dBuV/m)	Margin (dB)	Limit (dBuV/m)	Remark (QP/PK/AV)
1		9840.000	36.00	14.74	50.74	-17.46	68.20	Peak
2	*	10537.000	35.66	16.92	52.59	-15.61	68.20	Peak
3		10860.000	34.94	17.38	52.32	-21.68	74.00	Peak
4		11523.000	33.32	18.04	51.36	-22.64	74.00	Peak

Note:

1. " *", means this data is the worst emission level.
2. C.F (Correction Factor) = Antenna Factor (dB)+ Cable Loss (dB) – Preamplifier(dB).
3. Measurement (dBuV/m) = Reading(dBuV) + C.F (Correction Factor).

EUT	AX6600 Tri-Band Wi-Fi 6 Router	Date of Test	2020-04-27
Factor	BBHA 9120D_1-18GHz_2020	Temp. / Humidity	22.7°C /34.7%
Polarity	Horizontal	Site / Test Engineer	AC1 / Kevin Ker
Test Mode	Transmit by 802.11ac-VHT20 at channel 5500MHz (CDD Mode N_{SS}=2)	Test Voltage	120V/60Hz

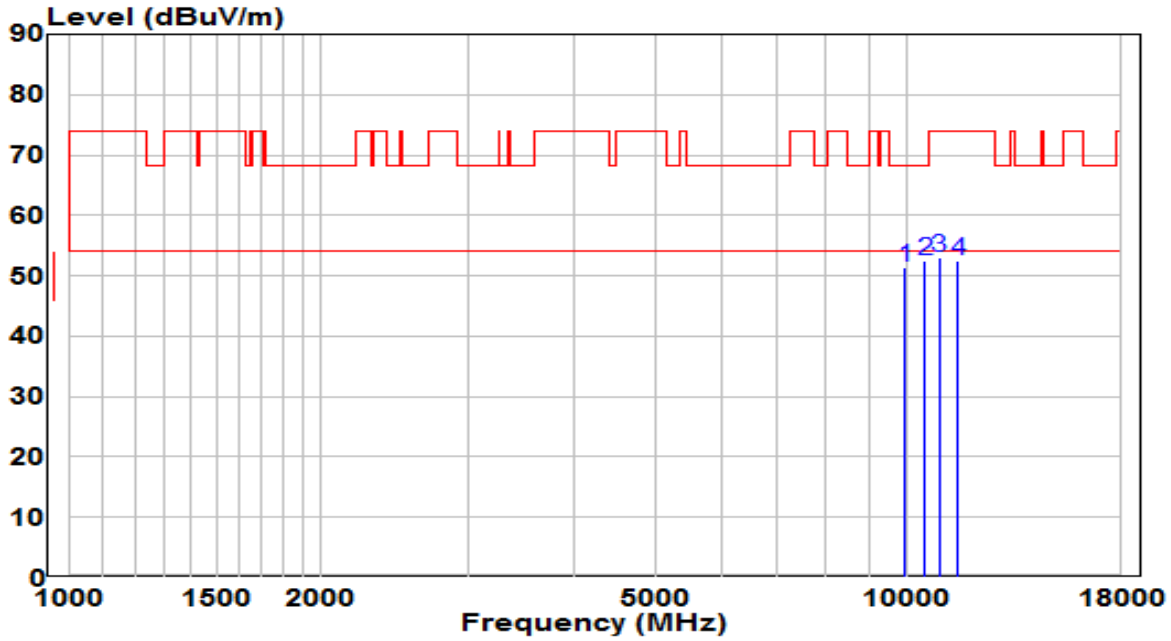

No		Frequency (MHz)	Reading (dBuV)	C.F (dB)	Measurement (dBuV/m)	Margin (dB)	Limit (dBuV/m)	Remark (QP/PK/AV)
1		9925.000	36.51	15.01	51.52	-16.68	68.20	Peak
2	*	10503.000	35.69	16.87	52.56	-15.64	68.20	Peak
3		10919.500	35.53	17.47	52.99	-21.01	74.00	Peak
4		11506.000	34.54	18.05	52.59	-21.41	74.00	Peak

Note:

1. " *", means this data is the worst emission level.
2. C.F (Correction Factor) = Antenna Factor (dB)+ Cable Loss (dB) – Preamplifier(dB).
3. Measurement (dBuV/m) = Reading(dBuV) + C.F (Correction Factor).
4. The emission levels of other frequencies are very lower than the limit and not show in test report.

EUT	AX6600 Tri-Band Wi-Fi 6 Router	Date of Test	2020-04-27
Factor	BBHA 9120D_1-18GHz_2020	Temp. / Humidity	22.7°C /34.7%
Polarity	Vertical	Site / Test Engineer	AC1 / Kevin Ker
Test Mode	Transmit by 802.11ac-VHT20 at channel 5500MHz (CDD Mode N_{SS}=2)	Test Voltage	120V/60Hz

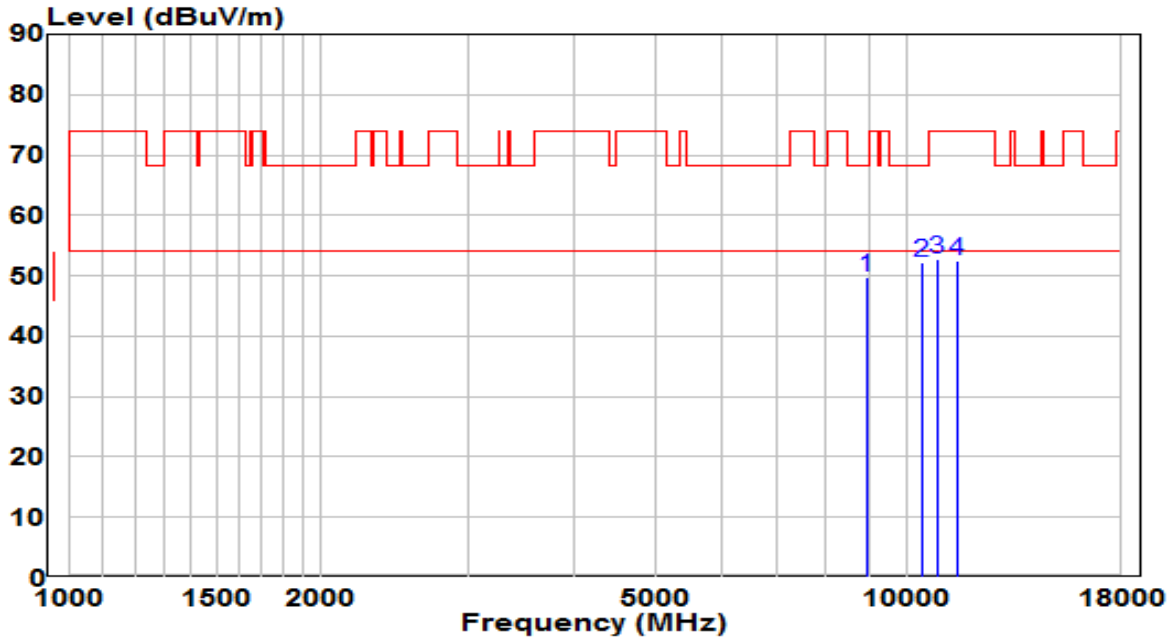

No		Frequency (MHz)	Reading (dBuV)	C.F (dB)	Measurement (dBuV/m)	Margin (dB)	Limit (dBuV/m)	Remark (QP/PK/AV)
1		8939.000	36.17	13.62	49.79	-18.41	68.20	Peak
2	*	10409.500	35.66	16.58	52.24	-15.96	68.20	Peak
3		10851.500	35.33	17.37	52.70	-21.30	74.00	Peak
4		11446.500	34.41	18.00	52.41	-21.59	74.00	Peak

Note:

1. " *", means this data is the worst emission level.
2. C.F (Correction Factor) = Antenna Factor (dB)+ Cable Loss (dB) – Preamplifier(dB).
3. Measurement (dBuV/m) = Reading(dBuV) + C.F (Correction Factor).
4. The emission levels of other frequencies are very lower than the limit and not show in test report.

EUT	AX6600 Tri-Band Wi-Fi 6 Router	Date of Test	2020-04-27
Factor	BBHA 9120D_1-18GHz_2020	Temp. / Humidity	22.7°C /34.7%
Polarity	Horizontal	Site / Test Engineer	AC1 / Kevin Ker
Test Mode	Transmit by 802.11ac-VHT20 at channel 5580MHz (CDD Mode N_{SS}=2)	Test Voltage	120V/60Hz

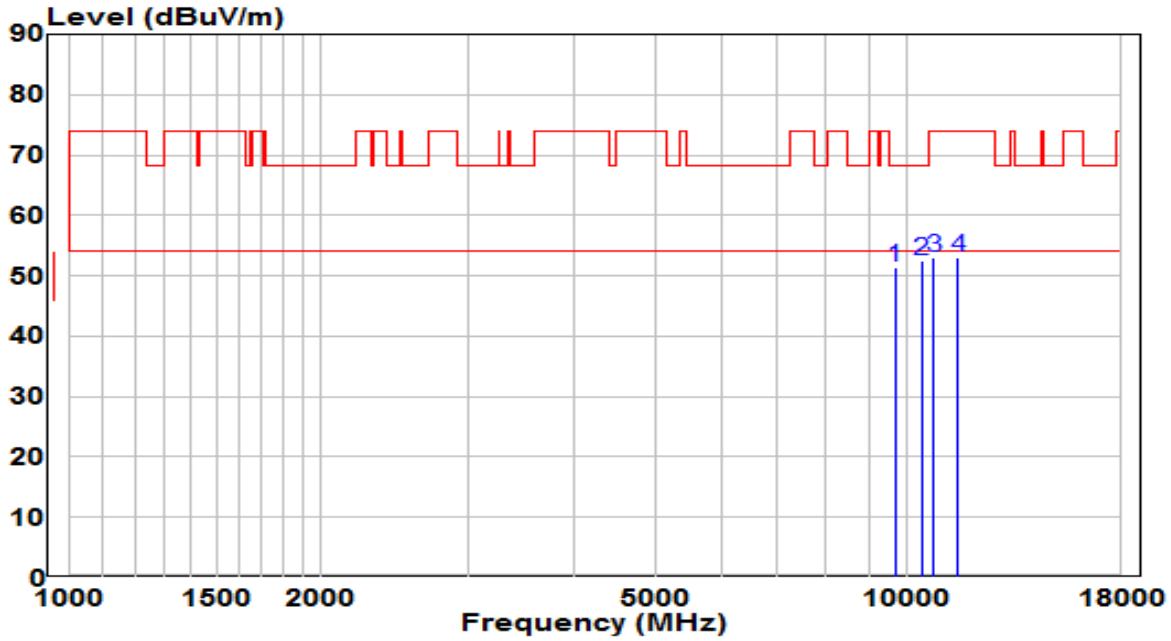

No		Frequency (MHz)	Reading (dBuV)	C.F (dB)	Measurement (dBuV/m)	Margin (dB)	Limit (dBuV/m)	Remark (QP/PK/AV)
1		9678.500	37.29	14.21	51.49	-16.71	68.20	Peak
2	*	10409.500	36.03	16.58	52.61	-15.59	68.20	Peak
3		10758.000	35.73	17.24	52.96	-21.04	74.00	Peak
4		11472.000	35.04	18.02	53.06	-20.94	74.00	Peak

Note:

1. " *", means this data is the worst emission level.
2. C.F (Correction Factor) = Antenna Factor (dB)+ Cable Loss (dB) – Preamplifier(dB).
3. Measurement (dBuV/m) = Reading(dBuV) + C.F (Correction Factor).
4. The emission levels of other frequencies are very lower than the limit and not show in test report.

EUT	AX6600 Tri-Band Wi-Fi 6 Router	Date of Test	2020-04-27
Factor	BBHA 9120D_1-18GHz_2020	Temp. / Humidity	22.7°C /34.7%
Polarity	Vertical	Site / Test Engineer	AC1 / Kevin Ker
Test Mode	Transmit by 802.11ac-VHT20 at channel 5580MHz (CDD Mode N_{SS}=2)	Test Voltage	120V/60Hz

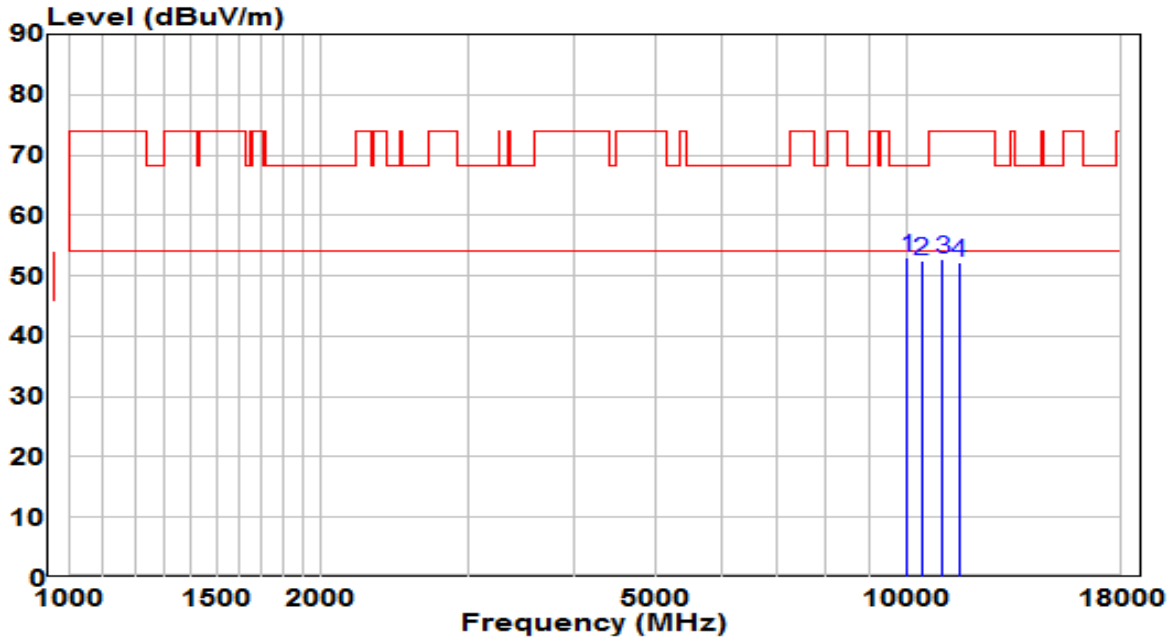

No		Frequency (MHz)	Reading (dBuV)	C.F (dB)	Measurement (dBuV/m)	Margin (dB)	Limit (dBuV/m)	Remark (QP/PK/AV)
1	*	10001.500	37.72	15.26	52.99	-15.21	68.20	Peak
2		10409.500	35.99	16.58	52.57	-15.63	68.20	Peak
3		10996.000	35.20	17.57	52.77	-21.23	74.00	Peak
4		11523.000	34.26	18.04	52.30	-21.70	74.00	Peak

Note:

1. " *", means this data is the worst emission level.
2. C.F (Correction Factor) = Antenna Factor (dB)+ Cable Loss (dB) – Preamplifier(dB).
3. Measurement (dBuV/m) = Reading(dBuV) + C.F (Correction Factor).
4. The emission levels of other frequencies are very lower than the limit and not show in test report.

EUT	AX6600 Tri-Band Wi-Fi 6 Router	Date of Test	2020-04-27
Factor	BBHA 9120D_1-18GHz_2020	Temp. / Humidity	22.7°C /34.7%
Polarity	Horizontal	Site / Test Engineer	AC1 / Kevin Ker
Test Mode	Transmit by 802.11ac-VHT20 at channel 5700MHz (CDD Mode N_{SS}=2)	Test Voltage	120V/60Hz

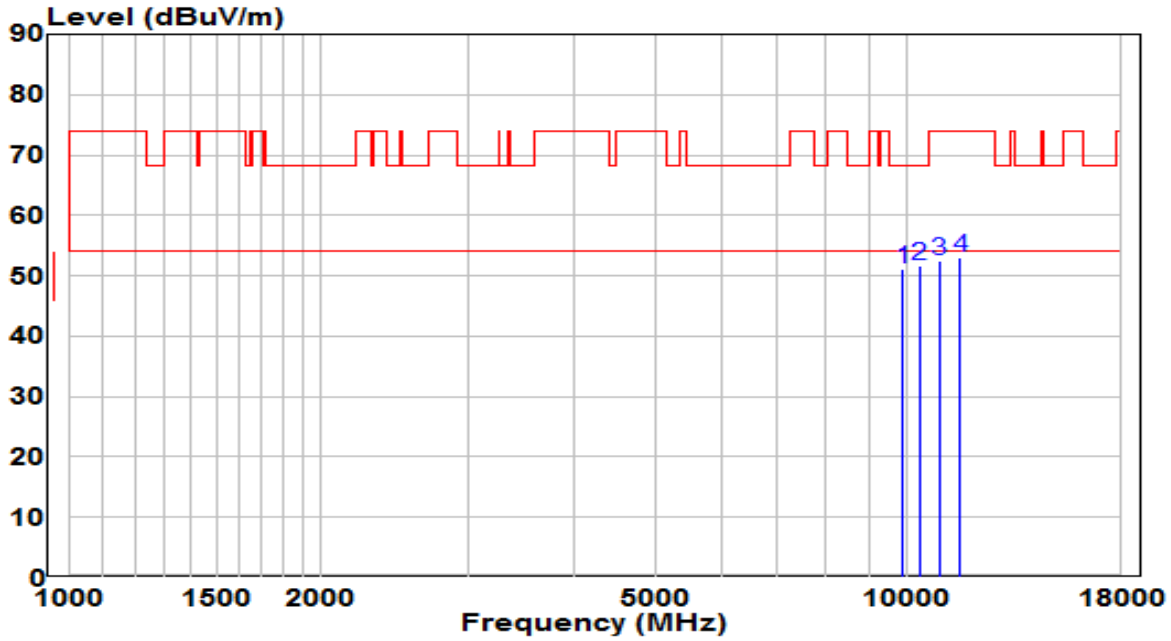

No		Frequency (MHz)	Reading (dBuV)	C.F (dB)	Measurement (dBuV/m)	Margin (dB)	Limit (dBuV/m)	Remark (QP/PK/AV)
1		9891.000	36.25	14.90	51.15	-17.05	68.20	Peak
2	*	10341.500	35.28	16.36	51.64	-16.56	68.20	Peak
3		10911.000	35.06	17.45	52.52	-21.48	74.00	Peak
4		11548.500	34.94	18.03	52.97	-21.03	74.00	Peak

Note:

1. " *", means this data is the worst emission level.
2. C.F (Correction Factor) = Antenna Factor (dB)+ Cable Loss (dB) – Preamplifier(dB).
3. Measurement (dBuV/m) = Reading(dBuV) + C.F (Correction Factor).
4. The emission levels of other frequencies are very lower than the limit and not show in test report.

EUT	AX6600 Tri-Band Wi-Fi 6 Router	Date of Test	2020-04-27
Factor	BBHA 9120D_1-18GHz_2020	Temp. / Humidity	22.7°C /34.7%
Polarity	Vertical	Site / Test Engineer	AC1 / Kevin Ker
Test Mode	Transmit by 802.11ac-VHT20 at channel 5700MHz (CDD Mode N_{SS}=2)	Test Voltage	120V/60Hz

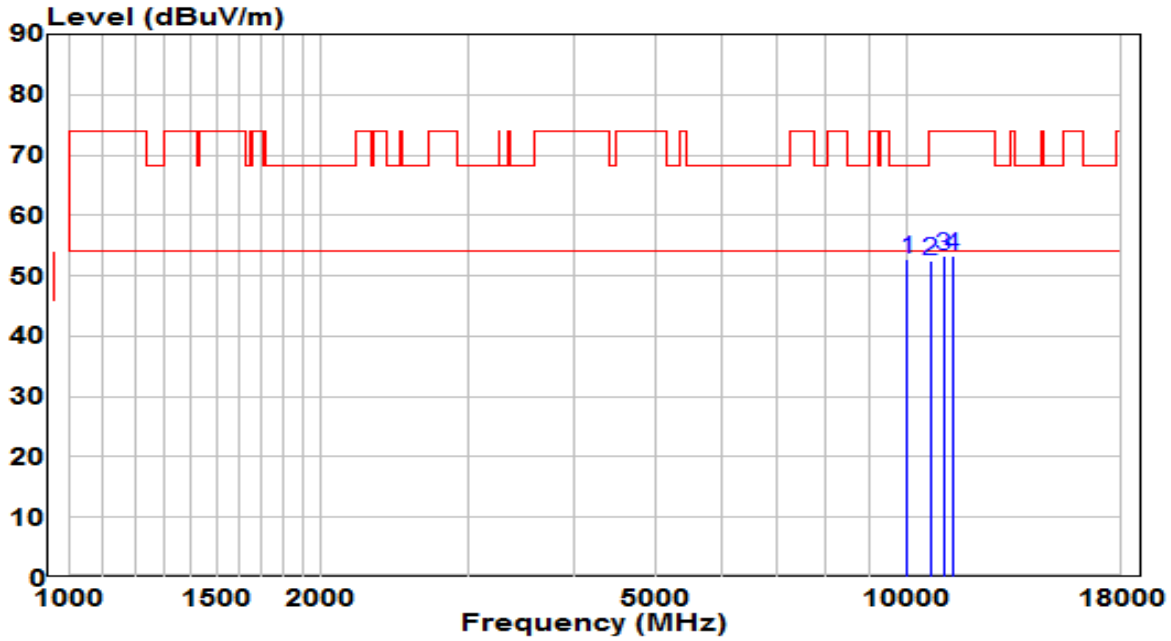

No		Frequency (MHz)	Reading (dBuV)	C.F (dB)	Measurement (dBuV/m)	Margin (dB)	Limit (dBuV/m)	Remark (QP/PK/AV)
1	*	10001.500	37.38	15.26	52.64	-15.56	68.20	Peak
2		10664.500	35.50	17.10	52.60	-21.40	74.00	Peak
3		11047.000	35.77	17.62	53.40	-20.60	74.00	Peak
4		11310.500	35.39	17.87	53.26	-20.74	74.00	Peak

Note:

1. " *", means this data is the worst emission level.
2. C.F (Correction Factor) = Antenna Factor (dB)+ Cable Loss (dB) – Preamplifier(dB).
3. Measurement (dBuV/m) = Reading(dBuV) + C.F (Correction Factor).
4. The emission levels of other frequencies are very lower than the limit and not show in test report.

EUT	AX6600 Tri-Band Wi-Fi 6 Router	Date of Test	2020-04-27
Factor	BBHA 9120D_1-18GHz_2020	Temp. / Humidity	22.7°C /34.7%
Polarity	Horizontal	Site / Test Engineer	AC1 / Kevin Ker
Test Mode	Transmit by 802.11ac-VHT20 at channel 5720MHz (CDD Mode N_{SS}=2)	Test Voltage	120V/60Hz

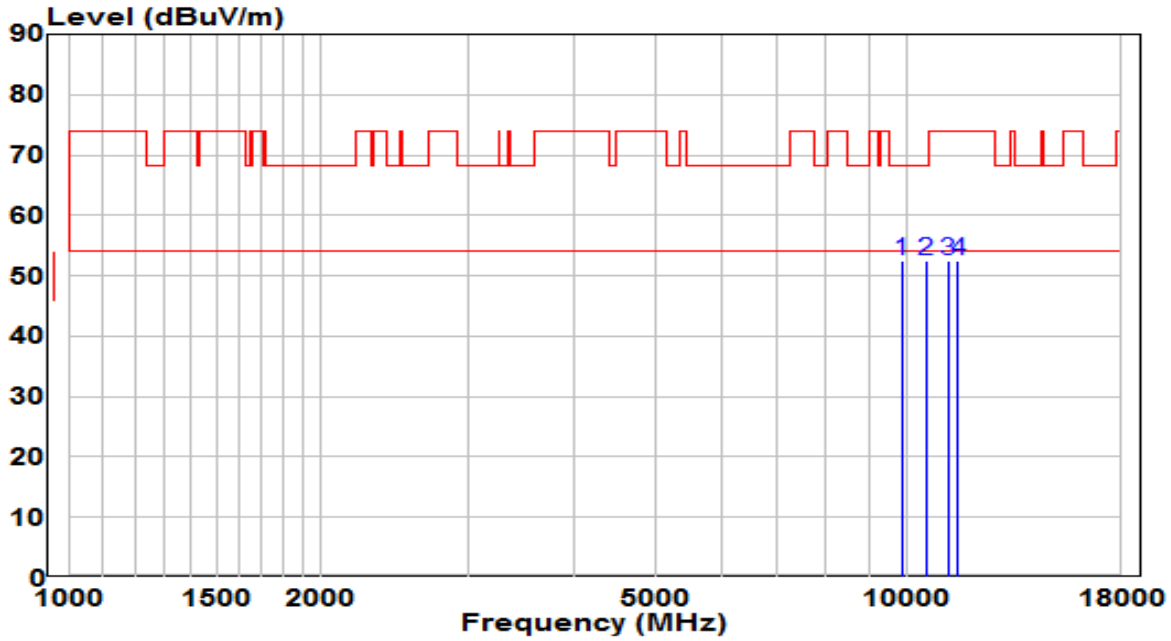

No		Frequency (MHz)	Reading (dBuV)	C.F (dB)	Measurement (dBuV/m)	Margin (dB)	Limit (dBuV/m)	Remark (QP/PK/AV)
1		9840.000	37.62	14.74	52.35	-15.85	68.20	Peak
2	*	10537.000	35.55	16.92	52.47	-15.73	68.20	Peak
3		11166.000	34.81	17.74	52.54	-21.46	74.00	Peak
4		11497.500	34.42	18.04	52.46	-21.54	74.00	Peak

Note:

1. " *", means this data is the worst emission level.
2. C.F (Correction Factor) = Antenna Factor (dB)+ Cable Loss (dB) – Preamplifier(dB).
3. Measurement (dBuV/m) = Reading(dBuV) + C.F (Correction Factor).
4. The emission levels of other frequencies are very lower than the limit and not show in test report.

EUT	AX6600 Tri-Band Wi-Fi 6 Router	Date of Test	2020-04-27
Factor	BBHA 9120D_1-18GHz_2020	Temp. / Humidity	22.7°C /34.7%
Polarity	Vertical	Site / Test Engineer	AC1 / Kevin Ker
Test Mode	Transmit by 802.11ac-VHT20 at channel 5720MHz (CDD Mode N_{SS}=2)	Test Voltage	120V/60Hz

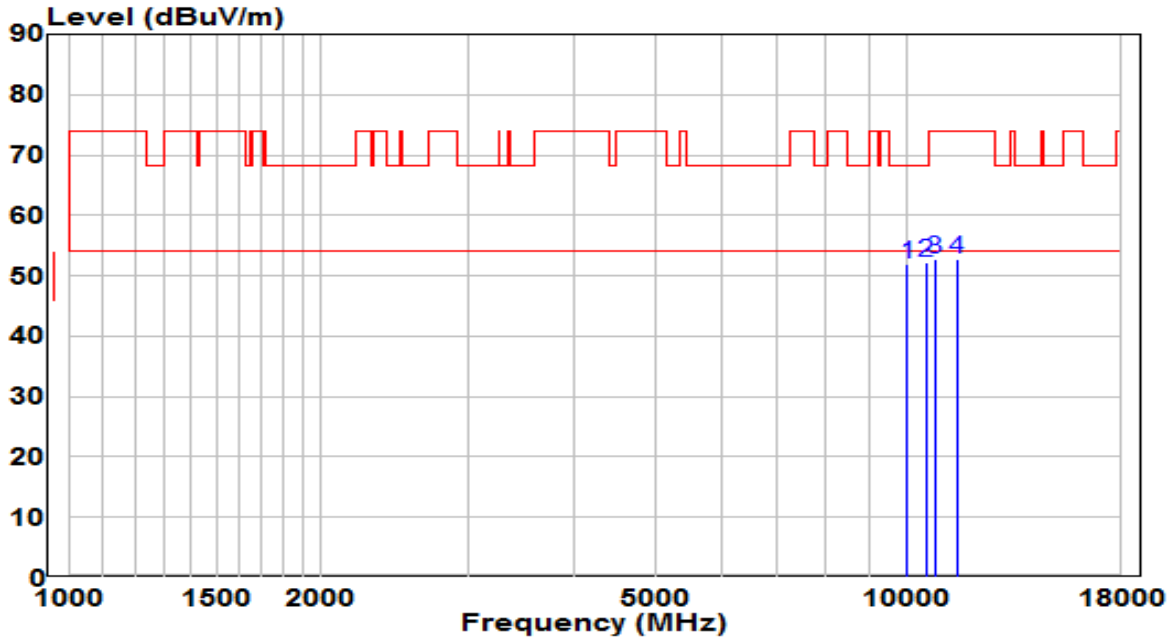

No		Frequency (MHz)	Reading (dBuV)	C.F (dB)	Measurement (dBuV/m)	Margin (dB)	Limit (dBuV/m)	Remark (QP/PK/AV)
1		10010.000	36.64	15.29	51.94	-16.26	68.20	Peak
2	*	10528.500	35.26	16.91	52.17	-16.03	68.20	Peak
3		10783.500	35.60	17.27	52.87	-21.13	74.00	Peak
4		11463.500	34.62	18.02	52.64	-21.36	74.00	Peak

Note:

1. " *", means this data is the worst emission level.
2. C.F (Correction Factor) = Antenna Factor (dB)+ Cable Loss (dB) – Preamplifier(dB).
3. Measurement (dBuV/m) = Reading(dBuV) + C.F (Correction Factor).
4. The emission levels of other frequencies are very lower than the limit and not show in test report.

EUT	AX6600 Tri-Band Wi-Fi 6 Router	Date of Test	2020-04-27
Factor	BBHA 9120D_1-18GHz_2020	Temp. / Humidity	22.7°C /34.7%
Polarity	Horizontal	Site / Test Engineer	AC1 / Kevin Ker
Test Mode	Transmit by 802.11ac-VHT40 at channel 5510MHz (CDD Mode N_{SS}=2)	Test Voltage	120V/60Hz

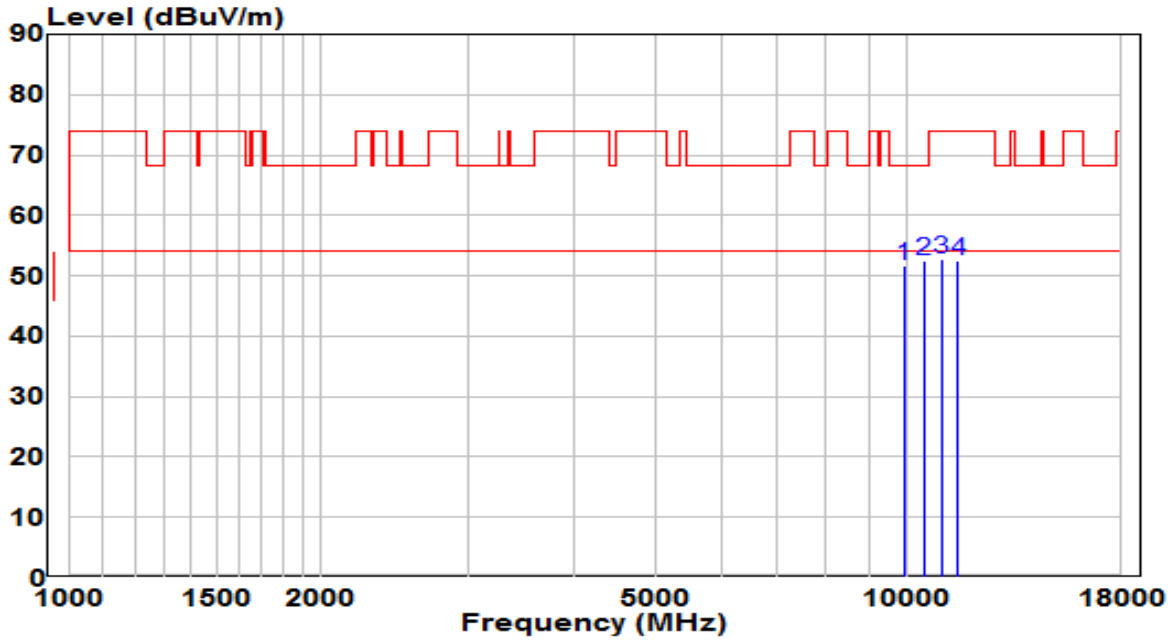

No		Frequency (MHz)	Reading (dBuV)	C.F (dB)	Measurement (dBuV/m)	Margin (dB)	Limit (dBuV/m)	Remark (QP/PK/AV)
1		9899.500	36.77	14.93	51.70	-16.50	68.20	Peak
2	*	10460.500	35.63	16.74	52.37	-15.83	68.20	Peak
3		10987.500	35.29	17.56	52.85	-21.15	74.00	Peak
4		11480.500	34.55	18.03	52.58	-21.42	74.00	Peak

Note:

1. " *", means this data is the worst emission level.
2. C.F (Correction Factor) = Antenna Factor (dB)+ Cable Loss (dB) – Preamplifier(dB).
3. Measurement (dBuV/m) = Reading(dBuV) + C.F (Correction Factor).
4. The emission levels of other frequencies are very lower than the limit and not show in test report.

EUT	AX6600 Tri-Band Wi-Fi 6 Router	Date of Test	2020-04-27
Factor	BBHA 9120D_1-18GHz_2020	Temp. / Humidity	22.7°C /34.7%
Polarity	Vertical	Site / Test Engineer	AC1 / Kevin Ker
Test Mode	Transmit by 802.11ac-VHT40 at channel 5510MHz (CDD Mode N_{SS}=2)	Test Voltage	120V/60Hz

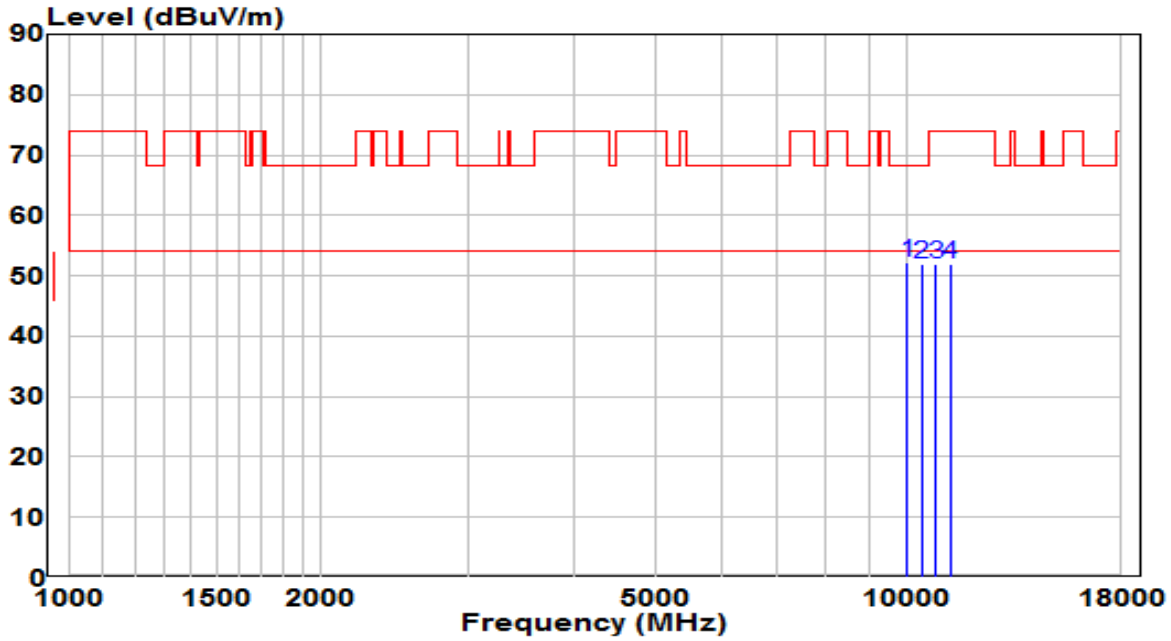

No		Frequency (MHz)	Reading (dBuV)	C.F (dB)	Measurement (dBuV/m)	Margin (dB)	Limit (dBuV/m)	Remark (QP/PK/AV)
1	*	10001.500	36.91	15.26	52.17	-16.03	68.20	Peak
2		10401.000	35.40	16.55	51.95	-16.25	68.20	Peak
3		10800.500	34.69	17.30	51.98	-22.02	74.00	Peak
4		11259.500	34.24	17.82	52.06	-21.94	74.00	Peak

Note:

1. " *", means this data is the worst emission level.
2. C.F (Correction Factor) = Antenna Factor (dB)+ Cable Loss (dB) – Preamplifier(dB).
3. Measurement (dBuV/m) = Reading(dBuV) + C.F (Correction Factor).
4. The emission levels of other frequencies are very lower than the limit and not show in test report.

EUT	AX6600 Tri-Band Wi-Fi 6 Router	Date of Test	2020-04-27
Factor	BBHA 9120D_1-18GHz_2020	Temp. / Humidity	22.7°C /34.7%
Polarity	Horizontal	Site / Test Engineer	AC1 / Kevin Ker
Test Mode	Transmit by 802.11ac-VHT40 at channel 5550MHz (CDD Mode N_{SS}=2)	Test Voltage	120V/60Hz

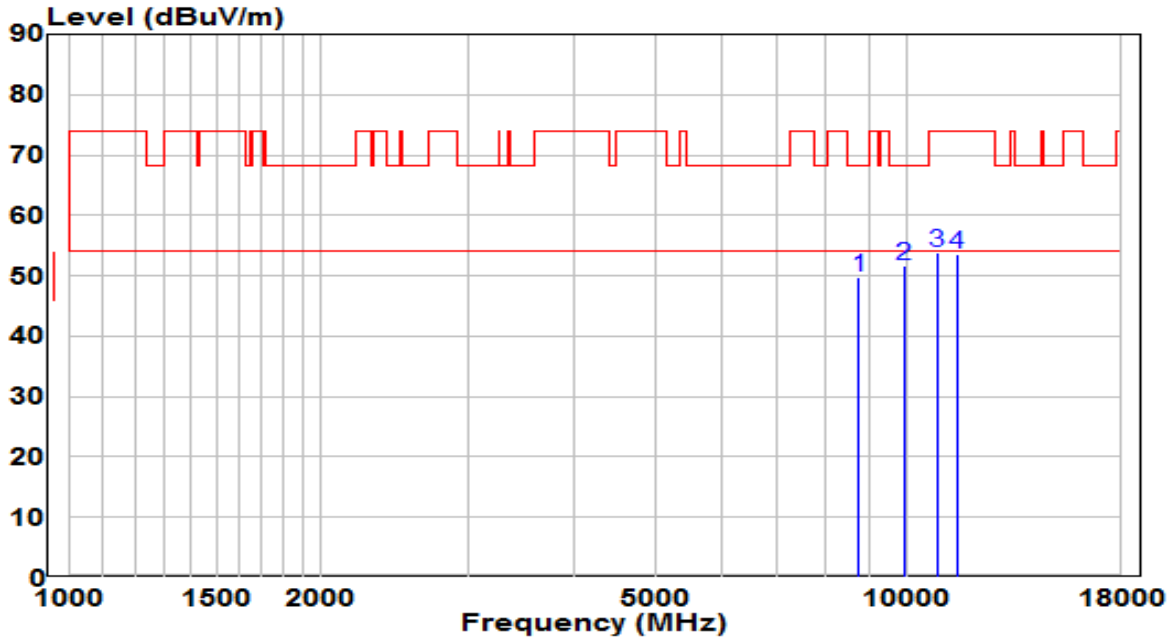

No		Frequency (MHz)	Reading (dBuV)	C.F (dB)	Measurement (dBuV/m)	Margin (dB)	Limit (dBuV/m)	Remark (QP/PK/AV)
1		8760.500	36.67	13.15	49.81	-18.39	68.20	Peak
2	*	9899.500	36.76	14.93	51.69	-16.51	68.20	Peak
3		10851.500	36.35	17.37	53.72	-20.28	74.00	Peak
4		11455.000	35.68	18.01	53.69	-20.31	74.00	Peak

Note:

1. " *", means this data is the worst emission level.
2. C.F (Correction Factor) = Antenna Factor (dB)+ Cable Loss (dB) – Preamplifier(dB).
3. Measurement (dBuV/m) = Reading(dBuV) + C.F (Correction Factor).
4. The emission levels of other frequencies are very lower than the limit and not show in test report.

EUT	AX6600 Tri-Band Wi-Fi 6 Router	Date of Test	2020-04-27
Factor	BBHA 9120D_1-18GHz_2020	Temp. / Humidity	22.7°C /34.7%
Polarity	Vertical	Site / Test Engineer	AC1 / Kevin Ker
Test Mode	Transmit by 802.11ac-VHT40 at channel 5550MHz (CDD Mode N_{SS}=2)	Test Voltage	120V/60Hz

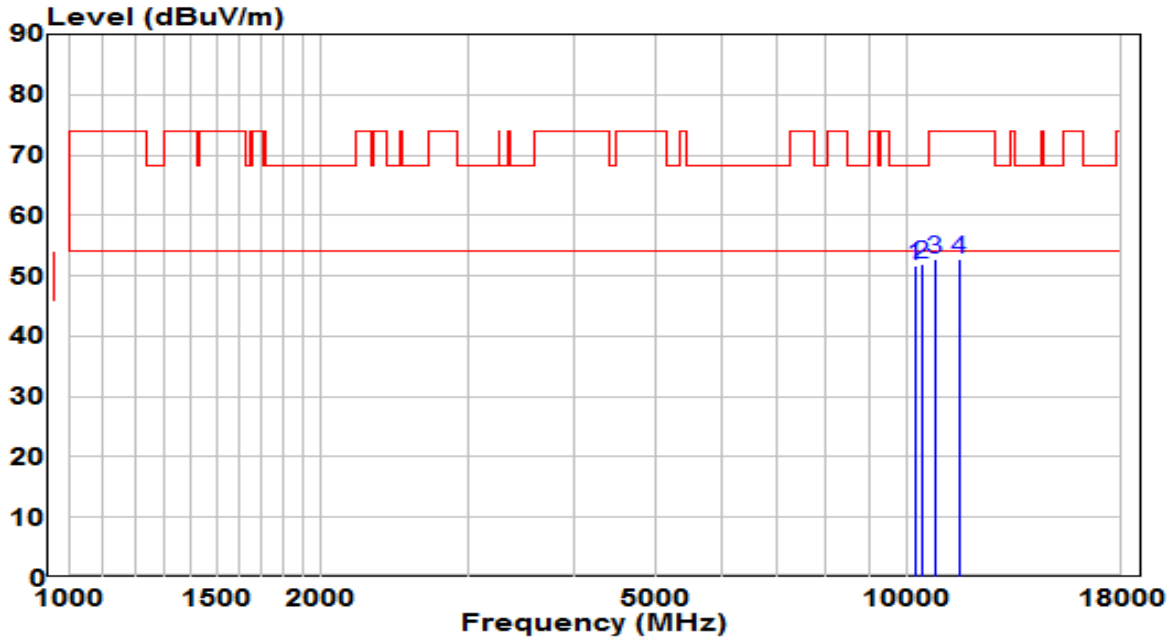

No		Frequency (MHz)	Reading (dBuV)	C.F (dB)	Measurement (dBuV/m)	Margin (dB)	Limit (dBuV/m)	Remark (QP/PK/AV)
1		10222.500	35.59	15.98	51.57	-16.63	68.20	Peak
2	*	10401.000	35.52	16.55	52.07	-16.13	68.20	Peak
3		10775.000	35.50	17.26	52.76	-21.24	74.00	Peak
4		11514.500	34.85	18.04	52.89	-21.11	74.00	Peak

Note:

1. " *", means this data is the worst emission level.
2. C.F (Correction Factor) = Antenna Factor (dB)+ Cable Loss (dB) – Preamplifier(dB).
3. Measurement (dBuV/m) = Reading(dBuV) + C.F (Correction Factor).
4. The emission levels of other frequencies are very lower than the limit and not show in test report.

EUT	AX6600 Tri-Band Wi-Fi 6 Router	Date of Test	2020-04-27
Factor	BBHA 9120D_1-18GHz_2020	Temp. / Humidity	22.7°C /34.7%
Polarity	Horizontal	Site / Test Engineer	AC1 / Kevin Ker
Test Mode	Transmit by 802.11ac-VHT40 at channel 5670MHz (CDD Mode N_{SS}=2)	Test Voltage	120V/60Hz

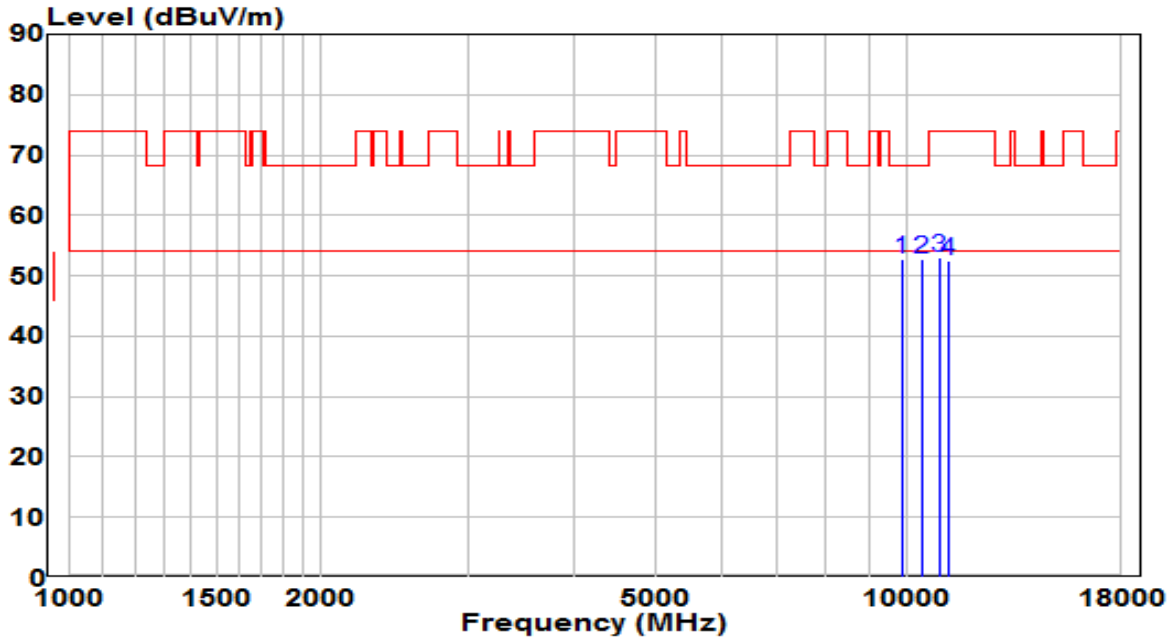

No		Frequency (MHz)	Reading (dBuV)	C.F (dB)	Measurement (dBuV/m)	Margin (dB)	Limit (dBuV/m)	Remark (QP/PK/AV)
1		9857.000	37.84	14.79	52.63	-15.57	68.20	Peak
2	*	10409.500	36.16	16.58	52.74	-15.46	68.20	Peak
3		10902.500	35.46	17.44	52.90	-21.10	74.00	Peak
4		11166.000	34.85	17.74	52.58	-21.42	74.00	Peak

Note:

1. " *", means this data is the worst emission level.
2. C.F (Correction Factor) = Antenna Factor (dB)+ Cable Loss (dB) – Preamplifier(dB).
3. Measurement (dBuV/m) = Reading(dBuV) + C.F (Correction Factor).
4. The emission levels of other frequencies are very lower than the limit and not show in test report.

EUT	AX6600 Tri-Band Wi-Fi 6 Router	Date of Test	2020-04-27
Factor	BBHA 9120D_1-18GHz_2020	Temp. / Humidity	22.7°C /34.7%
Polarity	Vertical	Site / Test Engineer	AC1 / Kevin Ker
Test Mode	Transmit by 802.11ac-VHT40 at channel 5670MHz (CDD Mode N_{SS}=2)	Test Voltage	120V/60Hz

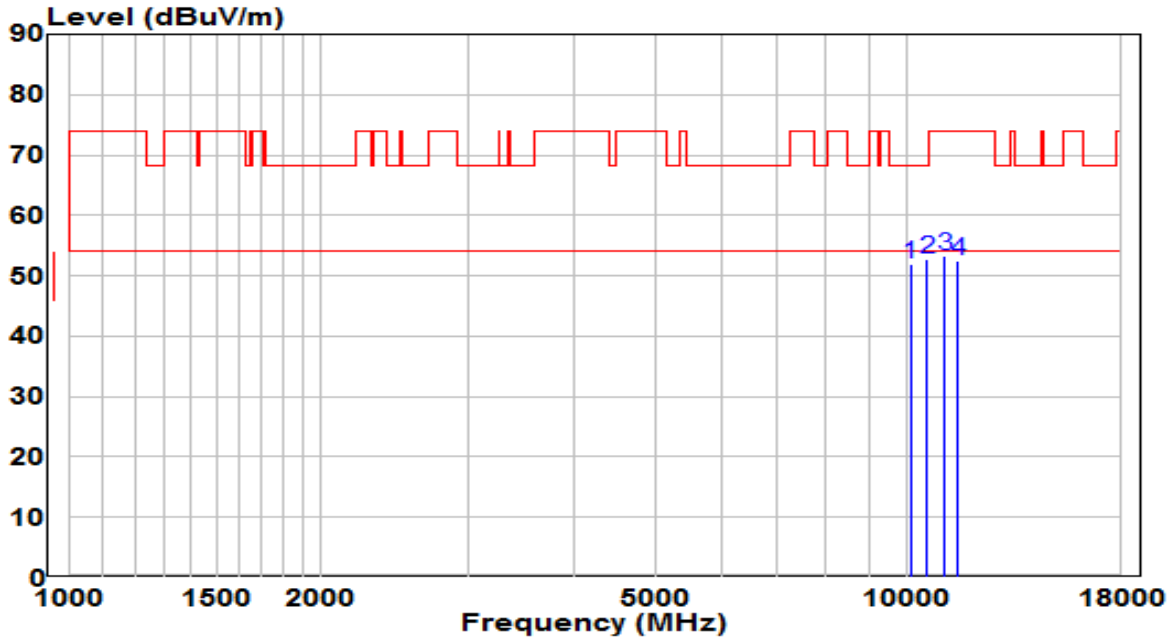

No		Frequency (MHz)	Reading (dBuV)	C.F (dB)	Measurement (dBuV/m)	Margin (dB)	Limit (dBuV/m)	Remark (QP/PK/AV)
1		10095.000	36.40	15.57	51.97	-16.23	68.20	Peak
2	*	10571.000	35.71	16.97	52.69	-15.51	68.20	Peak
3		11081.000	35.68	17.66	53.34	-20.66	74.00	Peak
4		11506.000	34.45	18.05	52.50	-21.50	74.00	Peak

Note:

1. " *", means this data is the worst emission level.
2. C.F (Correction Factor) = Antenna Factor (dB)+ Cable Loss (dB) – Preamplifier(dB).
3. Measurement (dBuV/m) = Reading(dBuV) + C.F (Correction Factor).
4. The emission levels of other frequencies are very lower than the limit and not show in test report.

EUT	AX6600 Tri-Band Wi-Fi 6 Router	Date of Test	2020-04-27
Factor	BBHA 9120D_1-18GHz_2020	Temp. / Humidity	22.7°C /34.7%
Polarity	Horizontal	Site / Test Engineer	AC1 / Kevin Ker
Test Mode	Transmit by 802.11ac-VHT40 at channel 5710MHz (CDD Mode N_{SS}=2)	Test Voltage	120V/60Hz

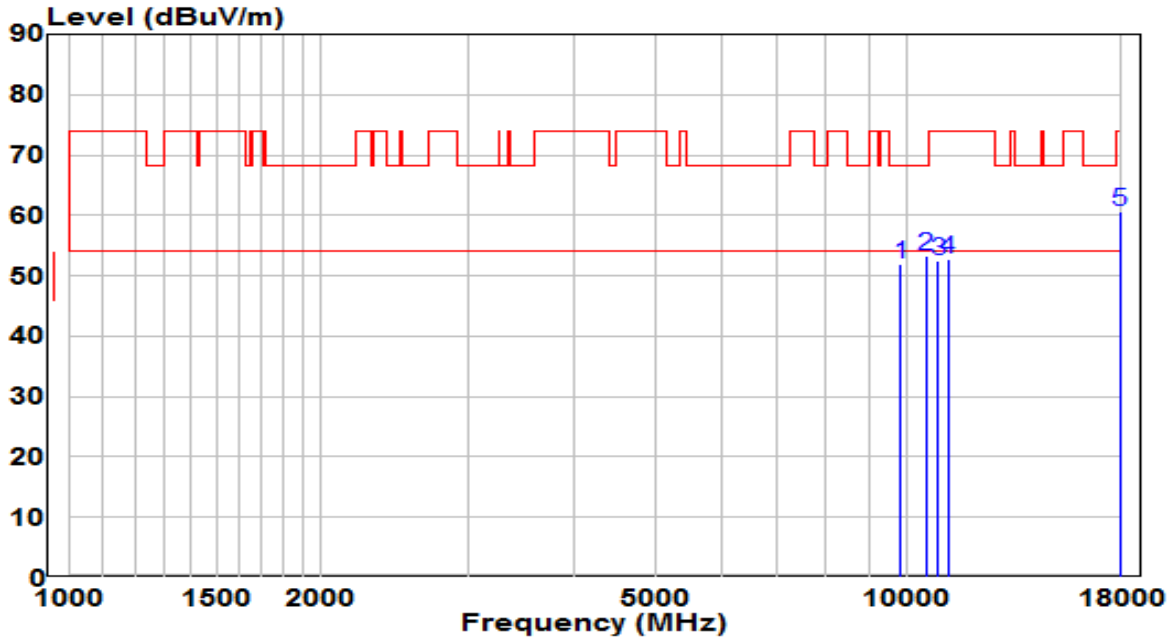

No		Frequency (MHz)	Reading (dBuV)	C.F (dB)	Measurement (dBuV/m)	Margin (dB)	Limit (dBuV/m)	Remark (QP/PK/AV)
1		9806.000	37.46	14.62	52.08	-16.12	68.20	Peak
2		10511.500	36.29	16.89	53.18	-15.02	68.20	Peak
3		10885.500	35.13	17.42	52.54	-21.46	74.00	Peak
4		11191.500	34.98	17.76	52.74	-21.26	74.00	Peak
5	*	17932.000	29.39	31.30	60.69	-13.31	74.00	Peak

Note:

1. " *", means this data is the worst emission level.
2. C.F (Correction Factor) = Antenna Factor (dB)+ Cable Loss (dB) – Preamplifier(dB).
3. Measurement (dBuV/m) = Reading(dBuV) + C.F (Correction Factor).
4. The emission levels of other frequencies are very lower than the limit and not show in test report.

EUT	AX6600 Tri-Band Wi-Fi 6 Router	Date of Test	2020-04-27
Factor	BBHA 9120D_1-18GHz_2020	Temp. / Humidity	22.7°C /34.7%
Polarity	Vertical	Site / Test Engineer	AC1 / Kevin Ker
Test Mode	Transmit by 802.11ac-VHT40 at channel 5710MHz (CDD Mode N_{SS}=2)	Test Voltage	120V/60Hz

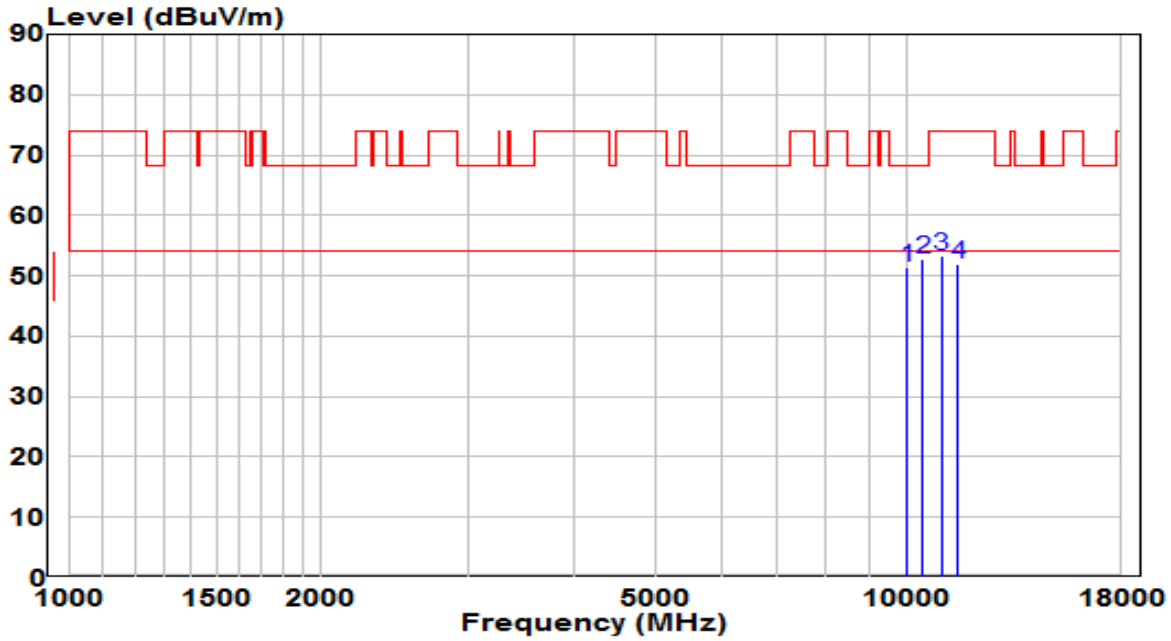

No		Frequency (MHz)	Reading (dBuV)	C.F (dB)	Measurement (dBuV/m)	Margin (dB)	Limit (dBuV/m)	Remark (QP/PK/AV)
1		10001.500	36.08	15.26	51.34	-16.86	68.20	Peak
2	*	10426.500	36.26	16.63	52.89	-15.31	68.20	Peak
3		10987.500	35.62	17.56	53.18	-20.82	74.00	Peak
4		11497.500	33.89	18.04	51.93	-22.07	74.00	Peak

Note:

1. " *", means this data is the worst emission level.
2. C.F (Correction Factor) = Antenna Factor (dB)+ Cable Loss (dB) – Preamplifier(dB).
3. Measurement (dBuV/m) = Reading(dBuV) + C.F (Correction Factor).
4. The emission levels of other frequencies are very lower than the limit and not show in test report.

EUT	AX6600 Tri-Band Wi-Fi 6 Router	Date of Test	2020-04-27
Factor	BBHA 9120D_1-18GHz_2020	Temp. / Humidity	22.7°C /34.7%
Polarity	Horizontal	Site / Test Engineer	AC1 / Kevin Ker
Test Mode	Transmit by 802.11ac-VHT80 at channel 5530MHz (CDD Mode N_{SS}=2)	Test Voltage	120V/60Hz

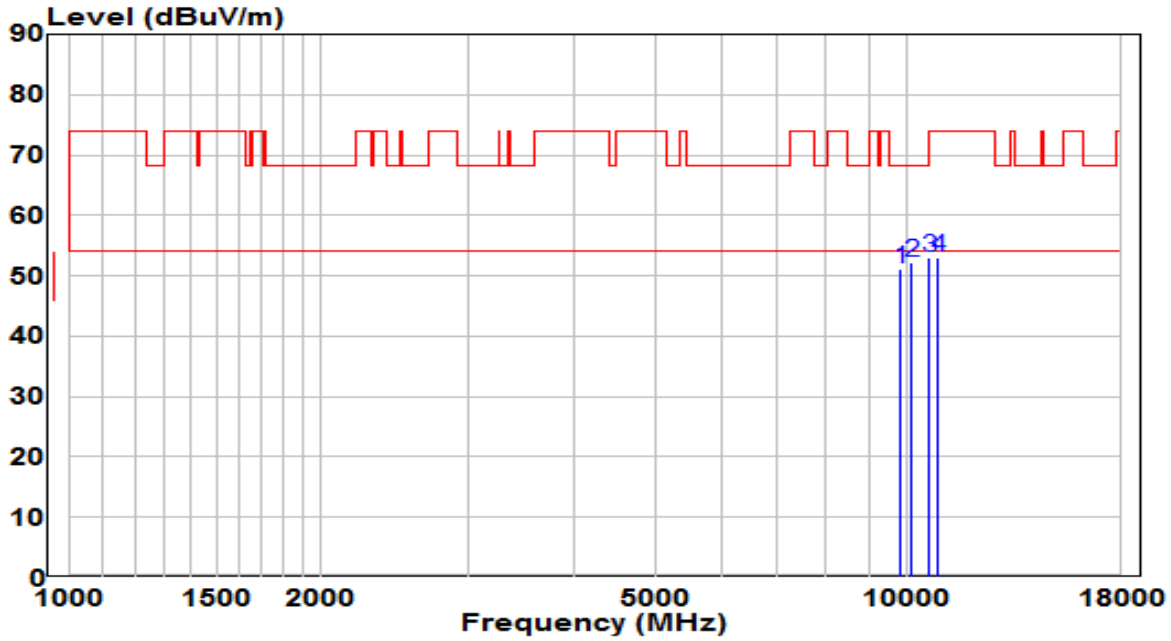

No		Frequency (MHz)	Reading (dBuV)	C.F (dB)	Measurement (dBuV/m)	Margin (dB)	Limit (dBuV/m)	Remark (QP/PK/AV)
1		9823.000	36.33	14.68	51.01	-17.19	68.20	Peak
2	*	10112.000	36.49	15.62	52.11	-16.09	68.20	Peak
3		10622.000	36.09	17.04	53.14	-20.86	74.00	Peak
4		10868.500	35.56	17.39	52.96	-21.04	74.00	Peak

Note:

1. " *", means this data is the worst emission level.
2. C.F (Correction Factor) = Antenna Factor (dB)+ Cable Loss (dB) – Preamplifier(dB).
3. Measurement (dBuV/m) = Reading(dBuV) + C.F (Correction Factor).
4. The emission levels of other frequencies are very lower than the limit and not show in test report.

EUT	AX6600 Tri-Band Wi-Fi 6 Router	Date of Test	2020-04-27
Factor	BBHA 9120D_1-18GHz_2020	Temp. / Humidity	22.7°C /34.7%
Polarity	Vertical	Site / Test Engineer	AC1 / Kevin Ker
Test Mode	Transmit by 802.11ac-VHT80 at channel 5530MHz (CDD Mode N_{SS}=2)	Test Voltage	120V/60Hz

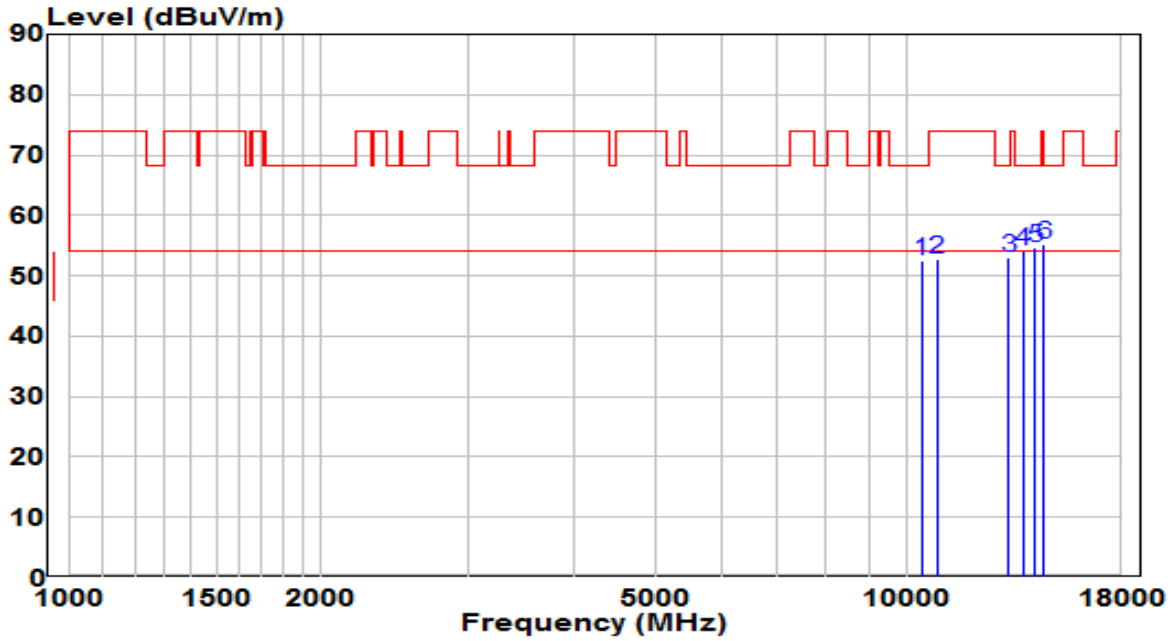

No		Frequency (MHz)	Reading (dBuV)	C.F (dB)	Measurement (dBuV/m)	Margin (dB)	Limit (dBuV/m)	Remark (QP/PK/AV)
1		10409.500	35.83	16.58	52.41	-15.79	68.20	Peak
2		10860.000	35.34	17.38	52.73	-21.27	74.00	Peak
3		13223.000	33.47	19.70	53.17	-15.03	68.20	Peak
4		13741.500	33.45	20.73	54.18	-14.02	68.20	Peak
5		14209.000	33.86	20.87	54.72	-13.48	68.20	Peak
6	*	14566.000	34.43	20.67	55.10	-13.10	68.20	Peak

Note:

1. " *", means this data is the worst emission level.
2. C.F (Correction Factor) = Antenna Factor (dB)+ Cable Loss (dB) – Preamplifier(dB).
3. Measurement (dBuV/m) = Reading(dBuV) + C.F (Correction Factor).
4. The emission levels of other frequencies are very lower than the limit and not show in test report.

EUT	AX6600 Tri-Band Wi-Fi 6 Router	Date of Test	2020-04-27
Factor	BBHA 9120D_1-18GHz_2020	Temp. / Humidity	22.7°C /34.7%
Polarity	Horizontal	Site / Test Engineer	AC1 / Kevin Ker
Test Mode	Transmit by 802.11ac-VHT80 at channel 5610MHz (CDD Mode N_{SS}=2)	Test Voltage	120V/60Hz

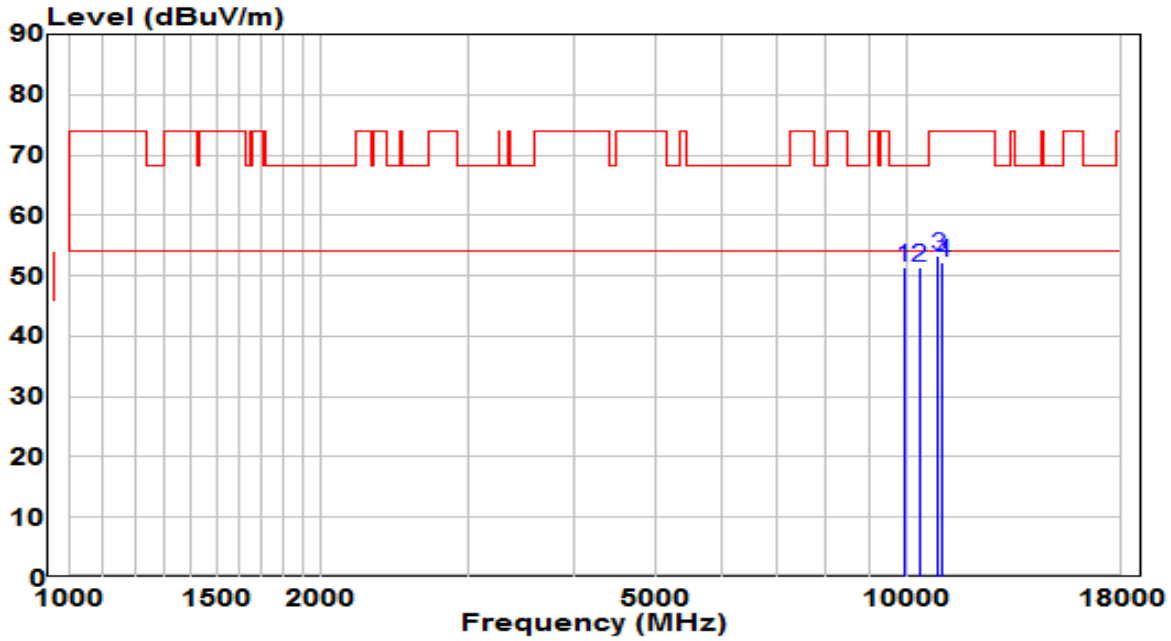

No		Frequency (MHz)	Reading (dBuV)	C.F (dB)	Measurement (dBuV/m)	Margin (dB)	Limit (dBuV/m)	Remark (QP/PK/AV)
1		9899.500	36.47	14.93	51.40	-16.80	68.20	Peak
2	*	10333.000	35.18	16.33	51.51	-16.69	68.20	Peak
3		10894.000	35.74	17.43	53.17	-20.83	74.00	Peak
4		11013.000	34.76	17.59	52.35	-21.65	74.00	Peak

Note:

1. " *", means this data is the worst emission level.
2. C.F (Correction Factor) = Antenna Factor (dB)+ Cable Loss (dB) – Preamplifier(dB).
3. Measurement (dBuV/m) = Reading(dBuV) + C.F (Correction Factor).
4. The emission levels of other frequencies are very lower than the limit and not show in test report.

EUT	AX6600 Tri-Band Wi-Fi 6 Router	Date of Test	2020-04-27
Factor	BBHA 9120D_1-18GHz_2020	Temp. / Humidity	22.7°C /34.7%
Polarity	Vertical	Site / Test Engineer	AC1 / Kevin Ker
Test Mode	Transmit by 802.11ac-VHT80 at channel 5610MHz (CDD Mode N_{SS}=2)	Test Voltage	120V/60Hz

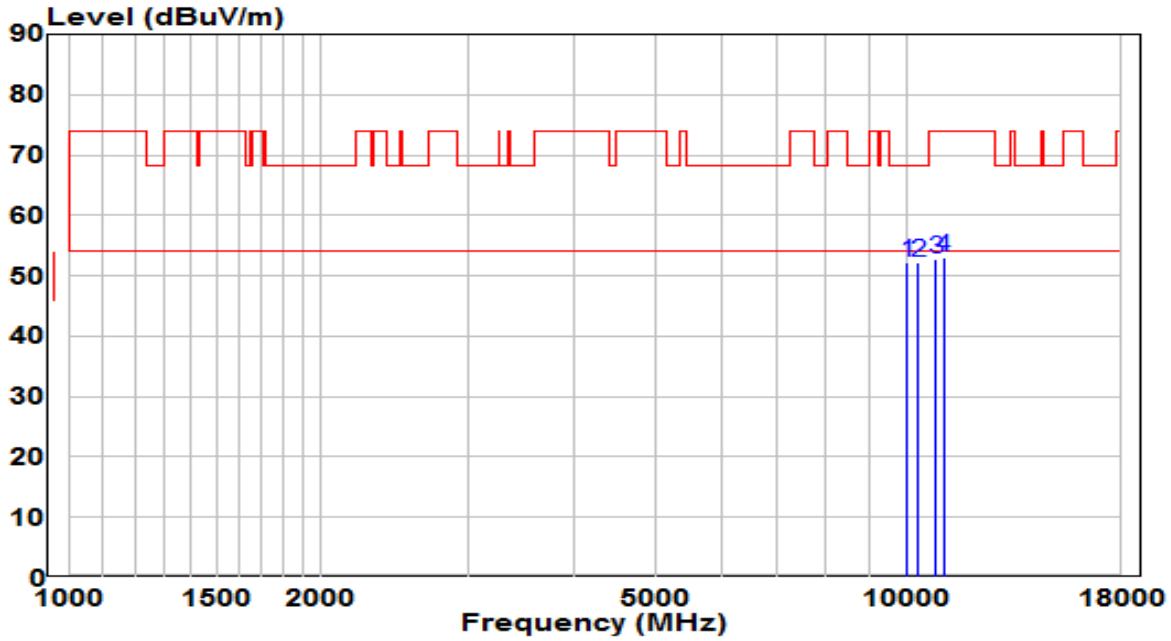

No		Frequency (MHz)	Reading (dBuV)	C.F (dB)	Measurement (dBuV/m)	Margin (dB)	Limit (dBuV/m)	Remark (QP/PK/AV)
1	*	10001.500	37.00	15.26	52.27	-15.93	68.20	Peak
2		10299.000	35.93	16.22	52.15	-16.05	68.20	Peak
3		10800.500	35.54	17.30	52.84	-21.16	74.00	Peak
4		11030.000	35.45	17.61	53.06	-20.94	74.00	Peak

Note:

1. " *", means this data is the worst emission level.
2. C.F (Correction Factor) = Antenna Factor (dB)+ Cable Loss (dB) – Preamplifier(dB).
3. Measurement (dBuV/m) = Reading(dBuV) + C.F (Correction Factor).
4. The emission levels of other frequencies are very lower than the limit and not show in test report.

EUT	AX6600 Tri-Band Wi-Fi 6 Router	Date of Test	2020-04-27
Factor	BBHA 9120D_1-18GHz_2020	Temp. / Humidity	22.7°C /34.7%
Polarity	Horizontal	Site / Test Engineer	AC1 / Kevin Ker
Test Mode	Transmit by 802.11ac-VHT80 at channel 5690MHz (CDD Mode N_{SS}=2)	Test Voltage	120V/60Hz

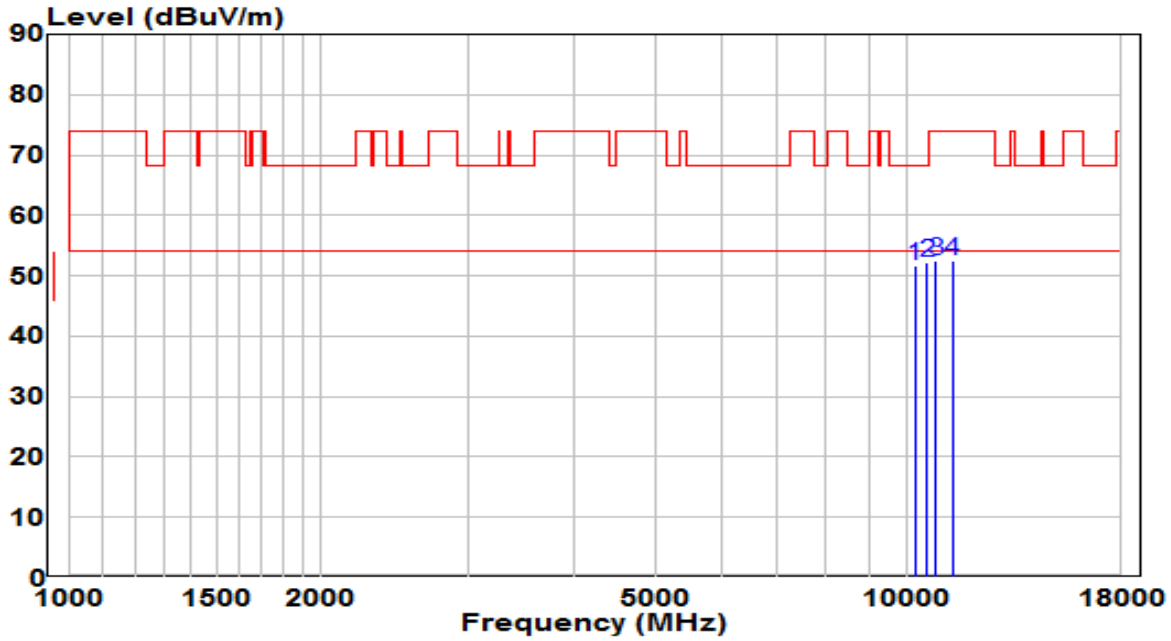

No		Frequency (MHz)	Reading (dBuV)	C.F (dB)	Measurement (dBuV/m)	Margin (dB)	Limit (dBuV/m)	Remark (QP/PK/AV)
1		10197.000	35.79	15.89	51.68	-16.52	68.20	Peak
2	*	10545.500	35.22	16.93	52.15	-16.05	68.20	Peak
3		10826.000	35.23	17.33	52.56	-21.44	74.00	Peak
4		11319.000	34.50	17.88	52.38	-21.62	74.00	Peak

Note:

1. " *", means this data is the worst emission level.
2. C.F (Correction Factor) = Antenna Factor (dB)+ Cable Loss (dB) – Preamplifier(dB).
3. Measurement (dBuV/m) = Reading(dBuV) + C.F (Correction Factor).
4. The emission levels of other frequencies are very lower than the limit and not show in test report.

EUT	AX6600 Tri-Band Wi-Fi 6 Router	Date of Test	2020-04-27
Factor	BBHA 9120D_1-18GHz_2020	Temp. / Humidity	22.7°C /34.7%
Polarity	Vertical	Site / Test Engineer	AC1 / Kevin Ker
Test Mode	Transmit by 802.11ac-VHT80 at channel 5690MHz (CDD Mode N_{SS}=2)	Test Voltage	120V/60Hz

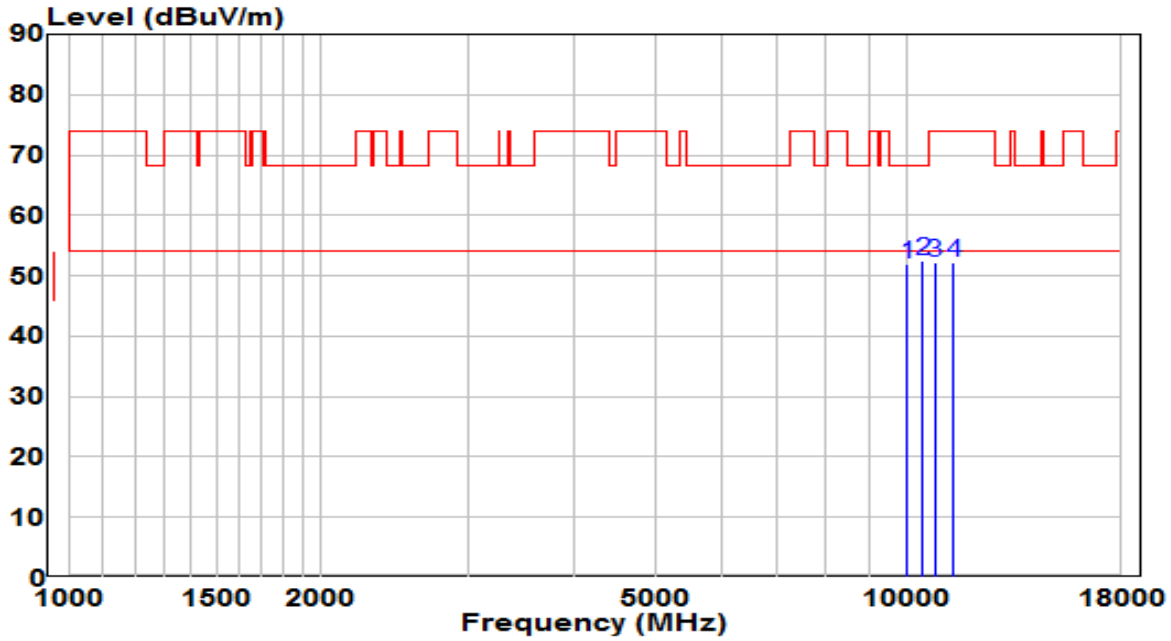

No		Frequency (MHz)	Reading (dBuV)	C.F (dB)	Measurement (dBuV/m)	Margin (dB)	Limit (dBuV/m)	Remark (QP/PK/AV)
1		10001.500	36.75	15.26	52.02	-16.18	68.20	Peak
2	*	10418.000	35.84	16.61	52.44	-15.76	68.20	Peak
3		10792.000	34.89	17.29	52.17	-21.83	74.00	Peak
4		11361.500	34.37	17.92	52.29	-21.71	74.00	Peak

Note:

1. " *", means this data is the worst emission level.
2. C.F (Correction Factor) = Antenna Factor (dB)+ Cable Loss (dB) – Preamplifier(dB).
3. Measurement (dBuV/m) = Reading(dBuV) + C.F (Correction Factor).
4. The emission levels of other frequencies are very lower than the limit and not show in test report.

EUT	AX6600 Tri-Band Wi-Fi 6 Router	Date of Test	2020-04-27
Factor	BBHA 9120D_1-18GHz_2020	Temp. / Humidity	22.7°C /34.7%
Polarity	Horizontal	Site / Test Engineer	AC1 / Kevin Ker
Test Mode	Transmit by 802.11ac-VHT160 at channel 5570MHz (CDD Mode N_{SS}=2)	Test Voltage	120V/60Hz

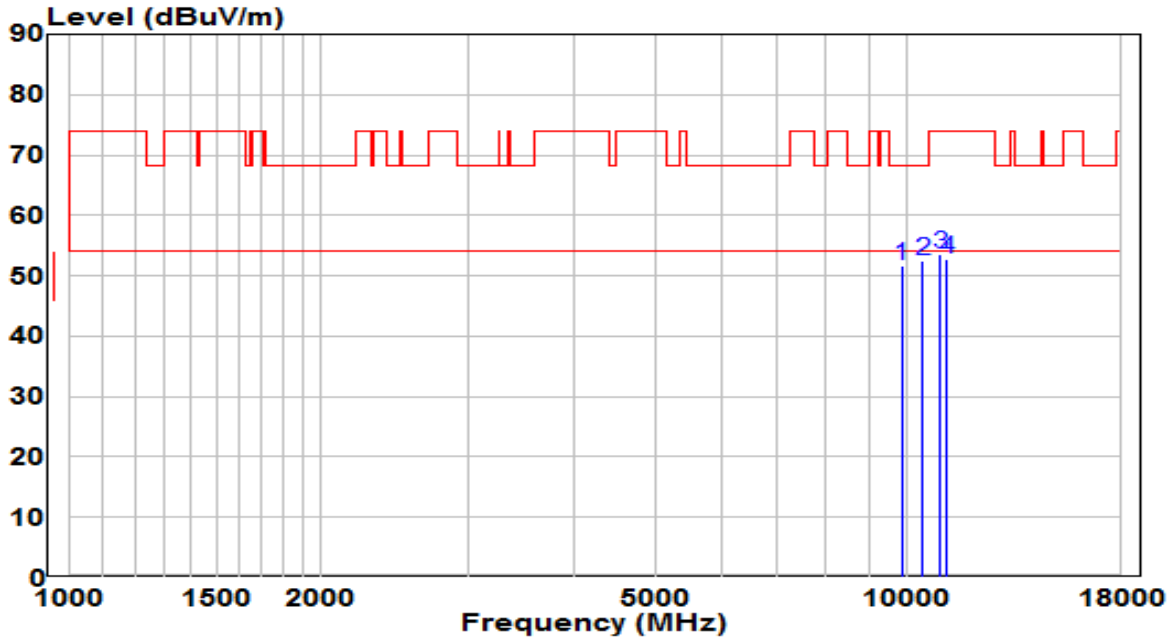

No		Frequency (MHz)	Reading (dBuV)	C.F (dB)	Measurement (dBuV/m)	Margin (dB)	Limit (dBuV/m)	Remark (QP/PK/AV)
1		9857.000	37.00	14.79	51.79	-16.41	68.20	Peak
2	*	10443.500	35.87	16.69	52.55	-15.65	68.20	Peak
3		10945.000	36.04	17.50	53.54	-20.46	74.00	Peak
4		11149.000	35.04	17.72	52.76	-21.24	74.00	Peak

Note:

1. " *", means this data is the worst emission level.
2. C.F (Correction Factor) = Antenna Factor (dB)+ Cable Loss (dB) – Preamplifier(dB).
3. Measurement (dBuV/m) = Reading(dBuV) + C.F (Correction Factor).
4. The emission levels of other frequencies are very lower than the limit and not show in test report.

EUT	AX6600 Tri-Band Wi-Fi 6 Router	Date of Test	2020-04-27
Factor	BBHA 9120D_1-18GHz_2020	Temp. / Humidity	22.7°C /34.7%
Polarity	Vertical	Site / Test Engineer	AC1 / Kevin Ker
Test Mode	Transmit by 802.11ac-VHT160 at channel 5570MHz (CDD Mode N_{SS}=2)	Test Voltage	120V/60Hz

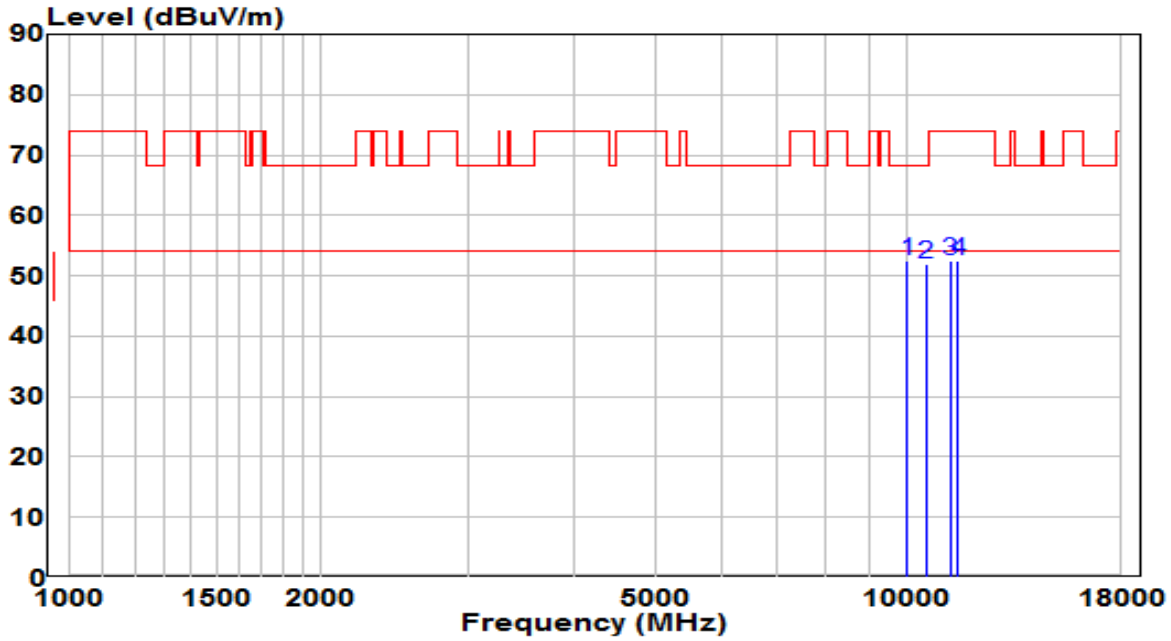

No		Frequency (MHz)	Reading (dBuV)	C.F (dB)	Measurement (dBuV/m)	Margin (dB)	Limit (dBuV/m)	Remark (QP/PK/AV)
1	*	10001.500	37.12	15.26	52.39	-15.81	68.20	Peak
2		10537.000	34.92	16.92	51.85	-16.35	68.20	Peak
3		11234.000	34.79	17.80	52.59	-21.41	74.00	Peak
4		11472.000	34.34	18.02	52.36	-21.64	74.00	Peak

Note:

1. " *", means this data is the worst emission level.
2. C.F (Correction Factor) = Antenna Factor (dB)+ Cable Loss (dB) – Preamplifier(dB).
3. Measurement (dBuV/m) = Reading(dBuV) + C.F (Correction Factor).
4. The emission levels of other frequencies are very lower than the limit and not show in test report.

EUT	AX6600 Tri-Band Wi-Fi 6 Router	Date of Test	2020-04-27
Factor	BBHA 9120D_1-18GHz_2020	Temp. / Humidity	22.7°C /34.7%
Polarity	Horizontal	Site / Test Engineer	AC1 / Kevin Ker
Test Mode	Transmit by 802.11ax-HE20 at channel 5500MHz (CDD Mode N_{SS}=2)	Test Voltage	120V/60Hz

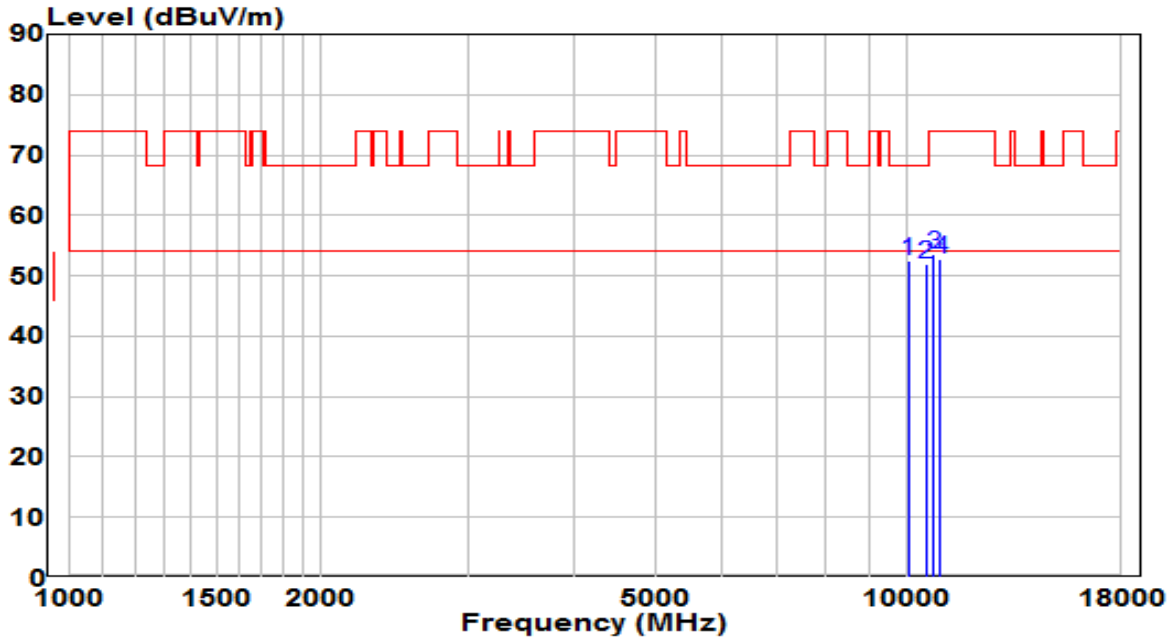

No		Frequency (MHz)	Reading (dBuV)	C.F (dB)	Measurement (dBuV/m)	Margin (dB)	Limit (dBuV/m)	Remark (QP/PK/AV)
1	*	10018.500	37.25	15.32	52.56	-15.64	68.20	Peak
2		10528.500	35.14	16.91	52.05	-16.15	68.20	Peak
3		10758.000	36.23	17.24	53.47	-20.53	74.00	Peak
4		10953.500	35.37	17.51	52.89	-21.11	74.00	Peak

Note:

1. " *", means this data is the worst emission level.
2. C.F (Correction Factor) = Antenna Factor (dB)+ Cable Loss (dB) – Preamplifier(dB).
3. Measurement (dBuV/m) = Reading(dBuV) + C.F (Correction Factor).
4. The emission levels of other frequencies are very lower than the limit and not show in test report.

EUT	AX6600 Tri-Band Wi-Fi 6 Router	Date of Test	2020-04-27
Factor	BBHA 9120D_1-18GHz_2020	Temp. / Humidity	22.7°C /34.7%
Polarity	Vertical	Site / Test Engineer	AC1 / Kevin Ker
Test Mode	Transmit by 802.11ax-HE20 at channel 5500MHz (CDD Mode N_{SS}=2)	Test Voltage	120V/60Hz

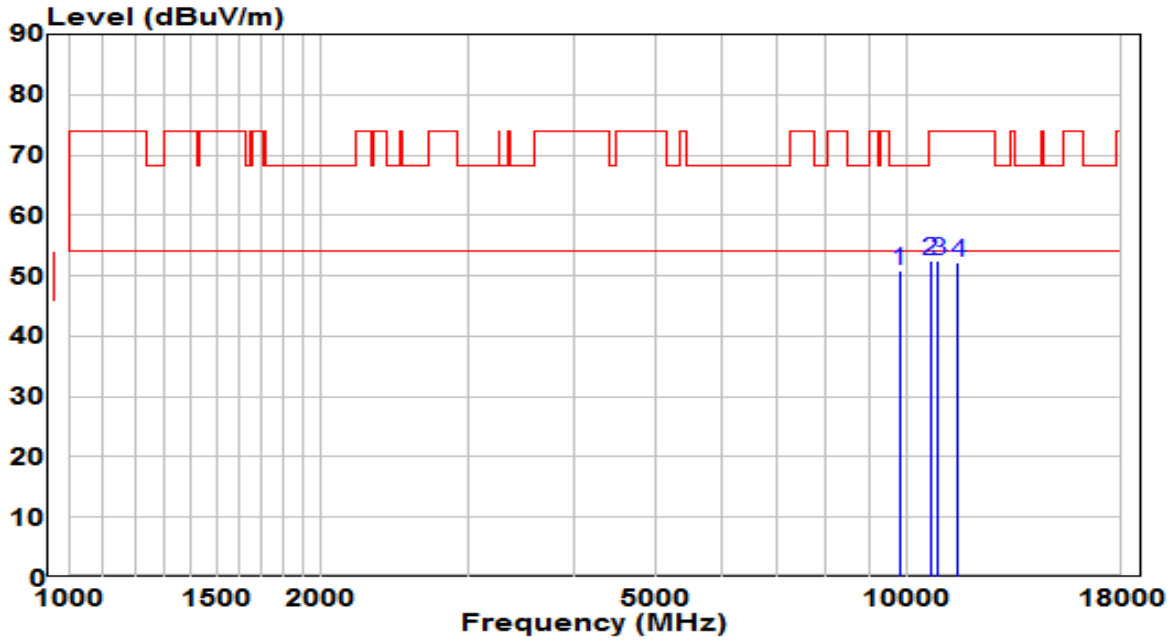

No		Frequency (MHz)	Reading (dBuV)	C.F (dB)	Measurement (dBuV/m)	Margin (dB)	Limit (dBuV/m)	Remark (QP/PK/AV)
1	*	9797.500	36.33	14.60	50.92	-17.28	68.20	Peak
2		10656.000	35.41	17.09	52.50	-21.50	74.00	Peak
3		10877.000	35.12	17.41	52.52	-21.48	74.00	Peak
4		11506.000	34.27	18.05	52.32	-21.68	74.00	Peak

Note:

1. " *", means this data is the worst emission level.
2. C.F (Correction Factor) = Antenna Factor (dB)+ Cable Loss (dB) – Preamplifier(dB).
3. Measurement (dBuV/m) = Reading(dBuV) + C.F (Correction Factor).
4. The emission levels of other frequencies are very lower than the limit and not show in test report.

EUT	AX6600 Tri-Band Wi-Fi 6 Router	Date of Test	2020-04-27
Factor	BBHA 9120D_1-18GHz_2020	Temp. / Humidity	22.7°C /34.7%
Polarity	Horizontal	Site / Test Engineer	AC1 / Kevin Ker
Test Mode	Transmit by 802.11ax-HE20 at channel 5580MHz (CDD Mode N_{SS}=2)	Test Voltage	120V/60Hz

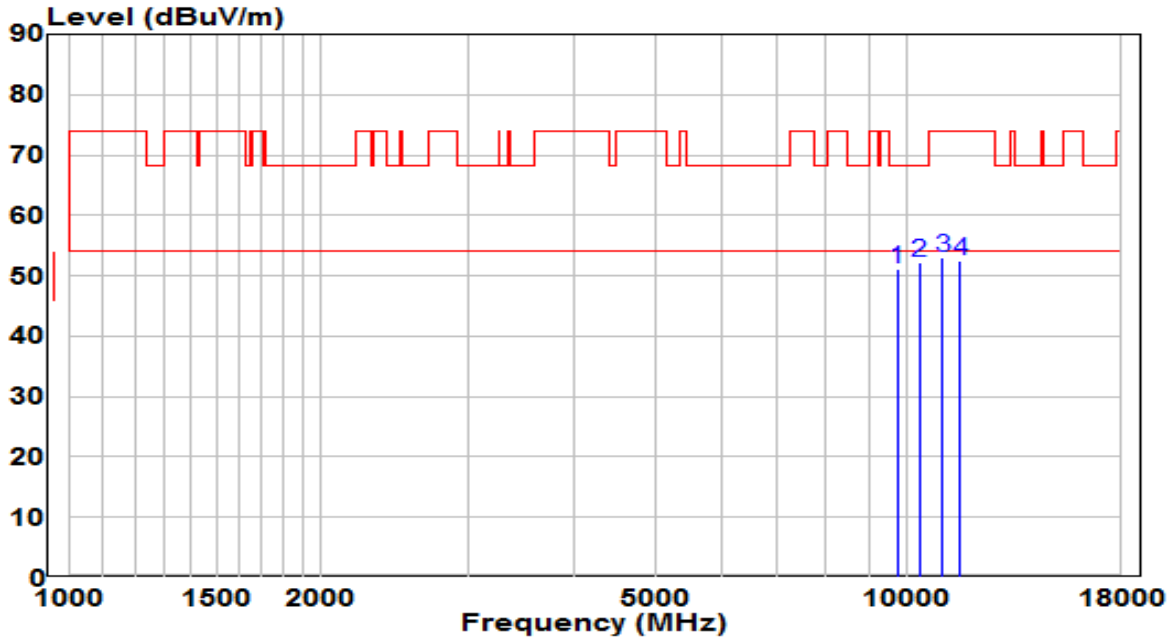

No		Frequency (MHz)	Reading (dBuV)	C.F (dB)	Measurement (dBuV/m)	Margin (dB)	Limit (dBuV/m)	Remark (QP/PK/AV)
1		9729.500	36.76	14.37	51.13	-17.07	68.20	Peak
2	*	10341.500	35.82	16.36	52.18	-16.02	68.20	Peak
3		10996.000	35.52	17.57	53.10	-20.90	74.00	Peak
4		11557.000	34.54	18.02	52.57	-21.43	74.00	Peak

Note:

1. " *", means this data is the worst emission level.
2. C.F (Correction Factor) = Antenna Factor (dB)+ Cable Loss (dB) – Preamplifier(dB).
3. Measurement (dBuV/m) = Reading(dBuV) + C.F (Correction Factor).
4. The emission levels of other frequencies are very lower than the limit and not show in test report.

EUT	AX6600 Tri-Band Wi-Fi 6 Router	Date of Test	2020-04-27
Factor	BBHA 9120D_1-18GHz_2020	Temp. / Humidity	22.7°C /34.7%
Polarity	Vertical	Site / Test Engineer	AC1 / Kevin Ker
Test Mode	Transmit by 802.11ax-HE20 at channel 5580MHz (CDD Mode N_{SS}=2)	Test Voltage	120V/60Hz

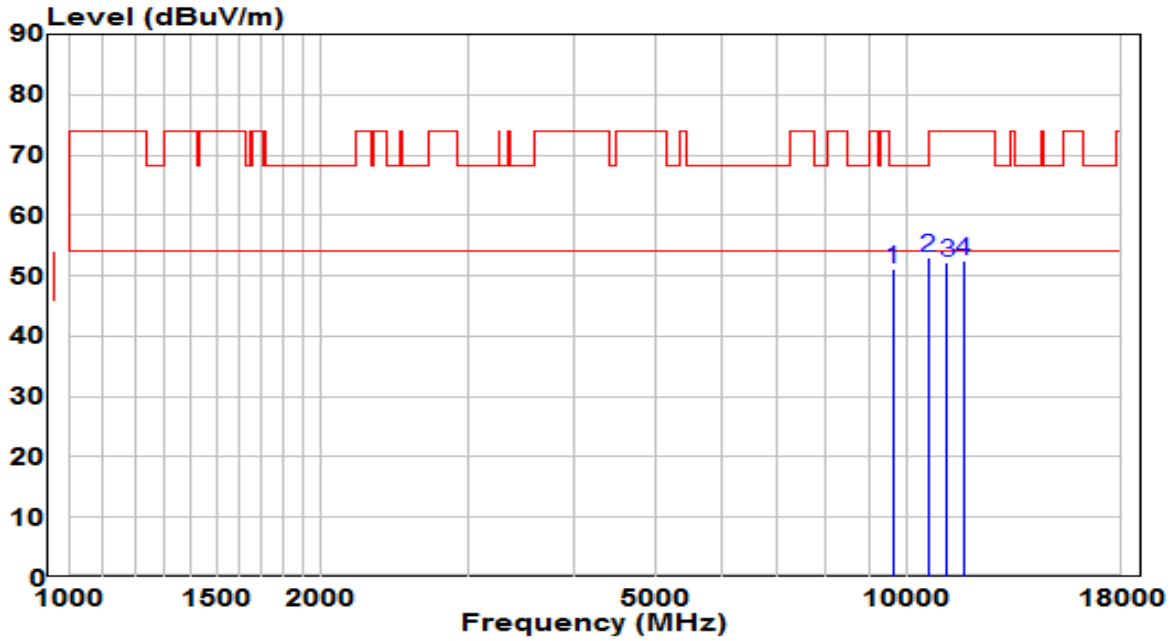

No		Frequency (MHz)	Reading (dBuV)	C.F (dB)	Measurement (dBuV/m)	Margin (dB)	Limit (dBuV/m)	Remark (QP/PK/AV)
1		9610.500	37.21	13.98	51.19	-17.01	68.20	Peak
2	*	10579.500	35.92	16.98	52.90	-15.30	68.20	Peak
3		11149.000	34.60	17.72	52.32	-21.68	74.00	Peak
4		11676.000	34.41	17.97	52.37	-21.63	74.00	Peak

Note:

1. " *", means this data is the worst emission level.
2. C.F (Correction Factor) = Antenna Factor (dB)+ Cable Loss (dB) – Preamplifier(dB).
3. Measurement (dBuV/m) = Reading(dBuV) + C.F (Correction Factor).
4. The emission levels of other frequencies are very lower than the limit and not show in test report.

EUT	AX6600 Tri-Band Wi-Fi 6 Router	Date of Test	2020-04-27
Factor	BBHA 9120D_1-18GHz_2020	Temp. / Humidity	22.7°C /34.7%
Polarity	Horizontal	Site / Test Engineer	AC1 / Kevin Ker
Test Mode	Transmit by 802.11ax-HE20 at channel 5700MHz (CDD Mode N_{SS}=2)	Test Voltage	120V/60Hz

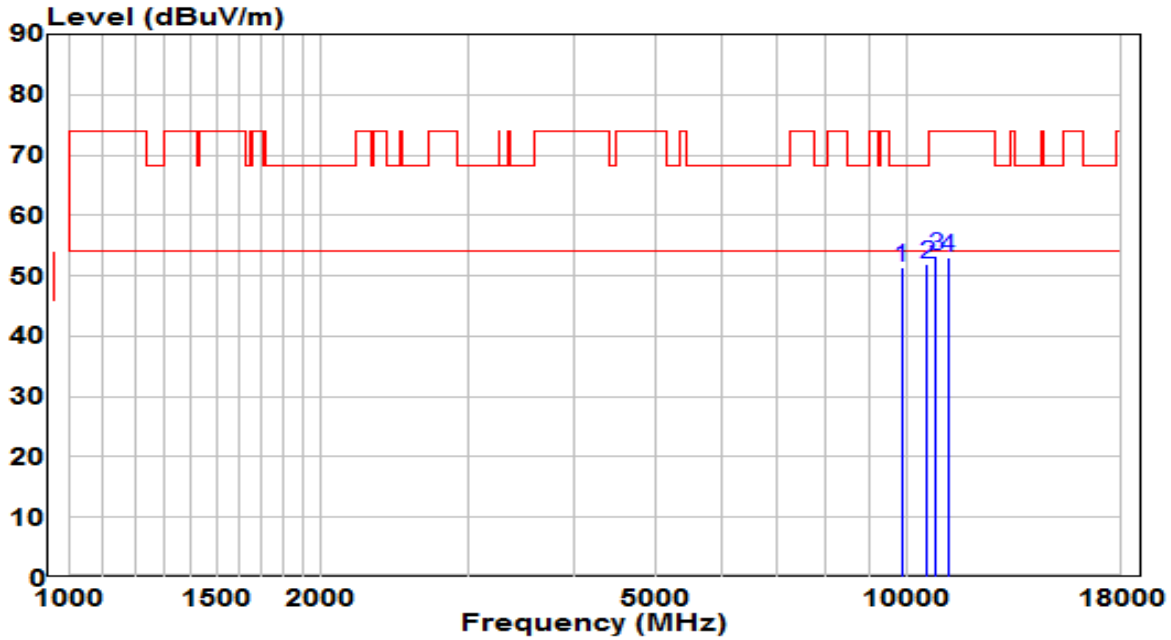

No		Frequency (MHz)	Reading (dBuV)	C.F (dB)	Measurement (dBuV/m)	Margin (dB)	Limit (dBuV/m)	Remark (QP/PK/AV)
1		9840.000	36.63	14.74	51.37	-16.83	68.20	Peak
2	*	10562.500	34.98	16.96	51.94	-16.26	68.20	Peak
3		10826.000	36.00	17.33	53.34	-20.66	74.00	Peak
4		11191.500	35.15	17.76	52.91	-21.09	74.00	Peak

Note:

1. " *", means this data is the worst emission level.
2. C.F (Correction Factor) = Antenna Factor (dB)+ Cable Loss (dB) – Preamplifier(dB).
3. Measurement (dBuV/m) = Reading(dBuV) + C.F (Correction Factor).
4. The emission levels of other frequencies are very lower than the limit and not show in test report.

EUT	AX6600 Tri-Band Wi-Fi 6 Router	Date of Test	2020-04-27
Factor	BBHA 9120D_1-18GHz_2020	Temp. / Humidity	22.7°C /34.7%
Polarity	Vertical	Site / Test Engineer	AC1 / Kevin Ker
Test Mode	Transmit by 802.11ax-HE20 at channel 5700MHz (CDD Mode N_{SS}=2)	Test Voltage	120V/60Hz

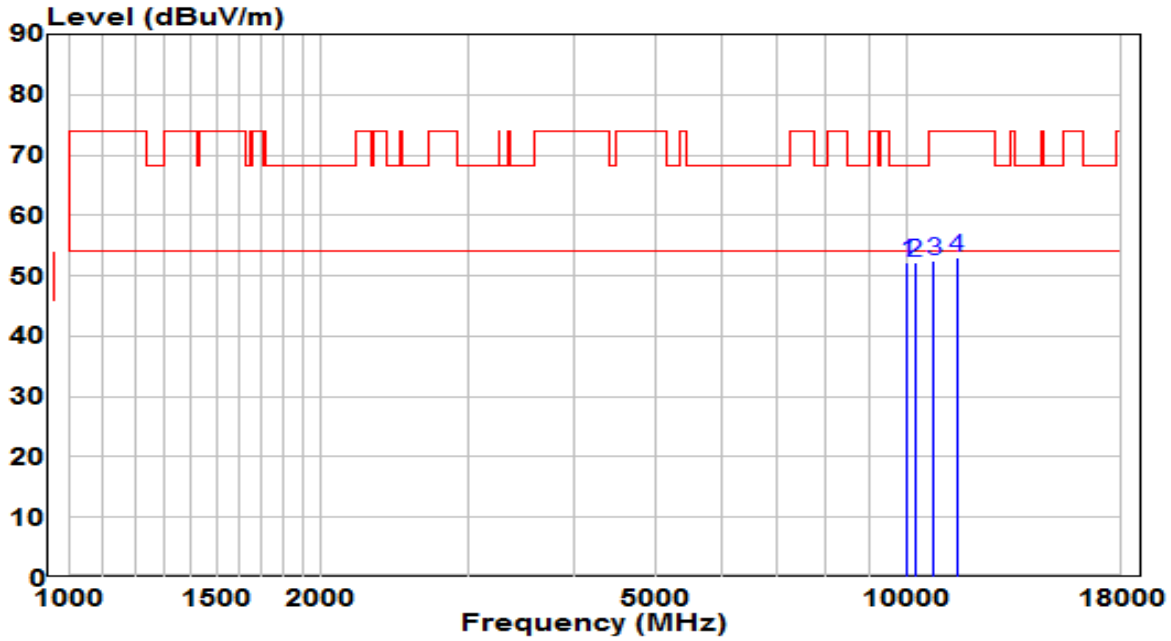

No		Frequency (MHz)	Reading (dBuV)	C.F (dB)	Measurement (dBuV/m)	Margin (dB)	Limit (dBuV/m)	Remark (QP/PK/AV)
1	*	10001.500	37.01	15.26	52.27	-15.93	68.20	Peak
2		10214.000	36.26	15.95	52.21	-15.99	68.20	Peak
3		10758.000	35.32	17.24	52.56	-21.44	74.00	Peak
4		11463.500	35.02	18.02	53.04	-20.96	74.00	Peak

Note:

1. " *", means this data is the worst emission level.
2. C.F (Correction Factor) = Antenna Factor (dB)+ Cable Loss (dB) – Preamplifier(dB).
3. Measurement (dBuV/m) = Reading(dBuV) + C.F (Correction Factor).
4. The emission levels of other frequencies are very lower than the limit and not show in test report.

EUT	AX6600 Tri-Band Wi-Fi 6 Router	Date of Test	2020-04-27
Factor	BBHA 9120D_1-18GHz_2020	Temp. / Humidity	22.7°C /34.7%
Polarity	Horizontal	Site / Test Engineer	AC1 / Kevin Ker
Test Mode	Transmit by 802.11ax-HE20 at channel 5720MHz (CDD Mode N_{SS}=2)	Test Voltage	120V/60Hz

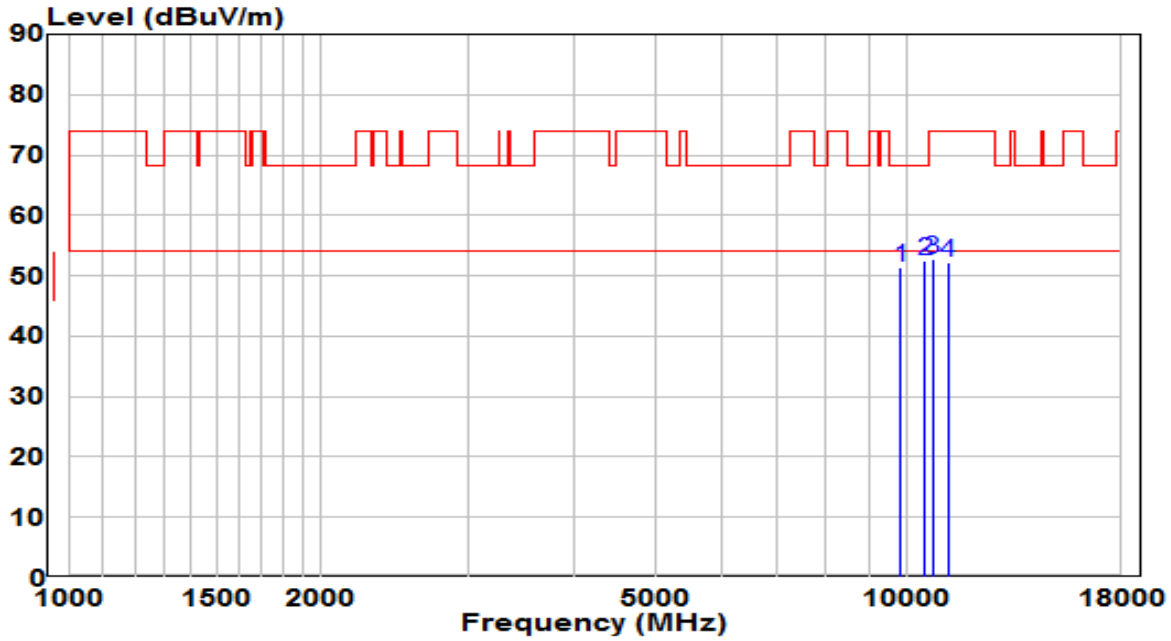

No		Frequency (MHz)	Reading (dBuV)	C.F (dB)	Measurement (dBuV/m)	Margin (dB)	Limit (dBuV/m)	Remark (QP/PK/AV)
1		9831.500	36.61	14.71	51.31	-16.89	68.20	Peak
2	*	10486.000	35.55	16.83	52.38	-15.82	68.20	Peak
3		10724.000	35.52	17.19	52.70	-21.30	74.00	Peak
4		11191.500	34.41	17.76	52.17	-21.83	74.00	Peak

Note:

1. " *", means this data is the worst emission level.
2. C.F (Correction Factor) = Antenna Factor (dB)+ Cable Loss (dB) – Preamplifier(dB).
3. Measurement (dBuV/m) = Reading(dBuV) + C.F (Correction Factor).
4. The emission levels of other frequencies are very lower than the limit and not show in test report.

EUT	AX6600 Tri-Band Wi-Fi 6 Router	Date of Test	2020-04-27
Factor	BBHA 9120D_1-18GHz_2020	Temp. / Humidity	22.7°C /34.7%
Polarity	Vertical	Site / Test Engineer	AC1 / Kevin Ker
Test Mode	Transmit by 802.11ax-HE20 at channel 5720MHz (CDD Mode N_{SS}=2)	Test Voltage	120V/60Hz

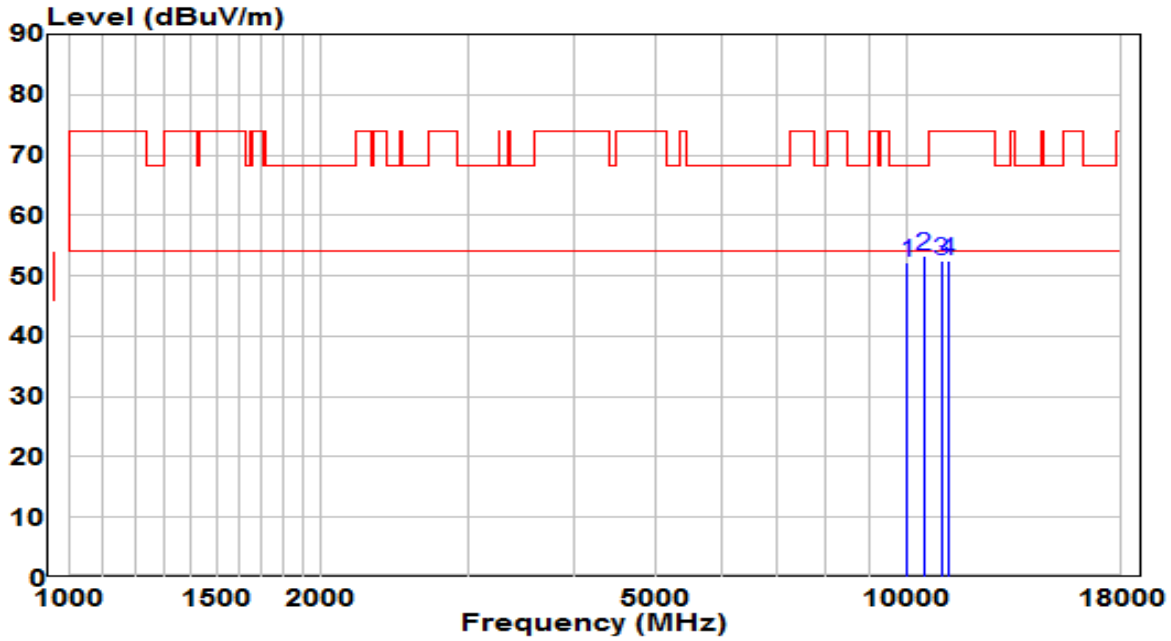

No		Frequency (MHz)	Reading (dBuV)	C.F (dB)	Measurement (dBuV/m)	Margin (dB)	Limit (dBuV/m)	Remark (QP/PK/AV)
1		10001.500	36.86	15.26	52.13	-16.07	68.20	Peak
2	*	10469.000	36.46	16.77	53.23	-14.97	68.20	Peak
3		10987.500	34.98	17.56	52.54	-21.46	74.00	Peak
4		11183.000	34.75	17.75	52.50	-21.50	74.00	Peak

Note:

1. " *", means this data is the worst emission level.
2. C.F (Correction Factor) = Antenna Factor (dB)+ Cable Loss (dB) – Preamplifier(dB).
3. Measurement (dBuV/m) = Reading(dBuV) + C.F (Correction Factor).
4. The emission levels of other frequencies are very lower than the limit and not show in test report.

EUT	AX6600 Tri-Band Wi-Fi 6 Router	Date of Test	2020-04-27
Factor	BBHA 9120D_1-18GHz_2020	Temp. / Humidity	22.7°C /34.7%
Polarity	Horizontal	Site / Test Engineer	AC1 / Kevin Ker
Test Mode	Transmit by 802.11ax-HE40 at channel 5510MHz (CDD Mode N_{SS}=2)	Test Voltage	120V/60Hz

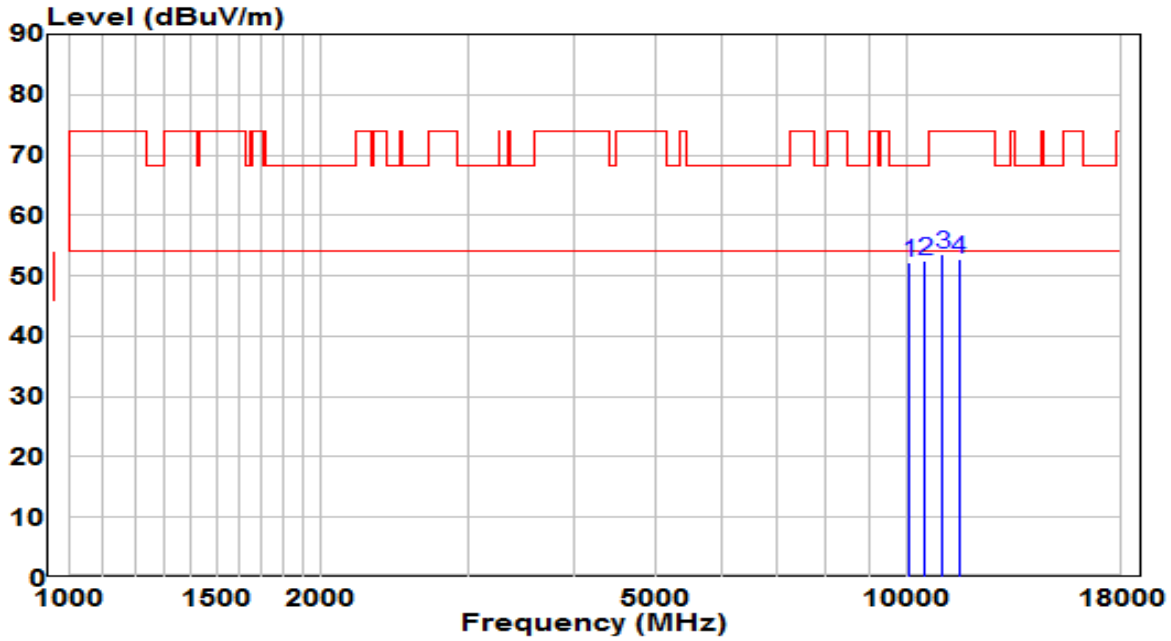

No		Frequency (MHz)	Reading (dBuV)	C.F (dB)	Measurement (dBuV/m)	Margin (dB)	Limit (dBuV/m)	Remark (QP/PK/AV)
1		10061.000	36.73	15.46	52.18	-16.02	68.20	Peak
2	*	10494.500	35.69	16.85	52.54	-15.66	68.20	Peak
3		11013.000	35.89	17.59	53.49	-20.51	74.00	Peak
4		11514.500	34.72	18.04	52.76	-21.24	74.00	Peak

Note:

1. " *", means this data is the worst emission level.
2. C.F (Correction Factor) = Antenna Factor (dB)+ Cable Loss (dB) – Preamplifier(dB).
3. Measurement (dBuV/m) = Reading(dBuV) + C.F (Correction Factor).
4. The emission levels of other frequencies are very lower than the limit and not show in test report.

EUT	AX6600 Tri-Band Wi-Fi 6 Router	Date of Test	2020-04-27
Factor	BBHA 9120D_1-18GHz_2020	Temp. / Humidity	22.7°C /34.7%
Polarity	Vertical	Site / Test Engineer	AC1 / Kevin Ker
Test Mode	Transmit by 802.11ax-HE40 at channel 5510MHz (CDD Mode N_{SS}=2)	Test Voltage	120V/60Hz

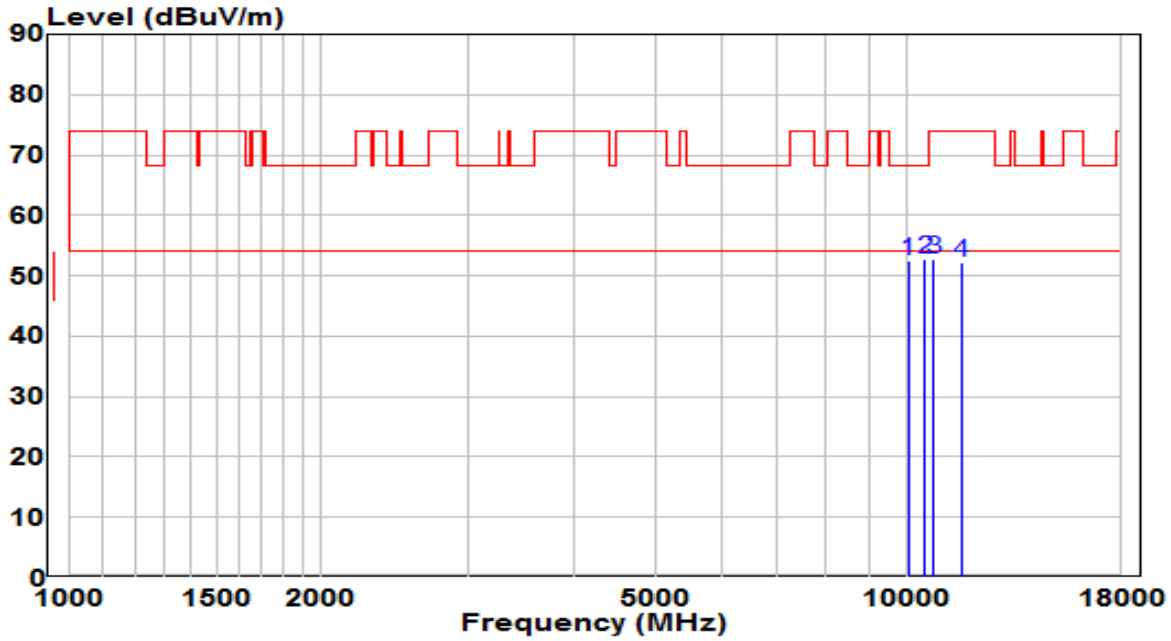

No		Frequency (MHz)	Reading (dBuV)	C.F (dB)	Measurement (dBuV/m)	Margin (dB)	Limit (dBuV/m)	Remark (QP/PK/AV)
1		10027.000	37.14	15.35	52.49	-15.71	68.20	Peak
2	*	10503.000	35.77	16.87	52.64	-15.56	68.20	Peak
3		10758.000	35.43	17.24	52.66	-21.34	74.00	Peak
4		11591.000	34.14	18.01	52.15	-21.85	74.00	Peak

Note:

1. " *", means this data is the worst emission level.
2. C.F (Correction Factor) = Antenna Factor (dB)+ Cable Loss (dB) – Preamplifier(dB).
3. Measurement (dBuV/m) = Reading(dBuV) + C.F (Correction Factor).
4. The emission levels of other frequencies are very lower than the limit and not show in test report.

EUT	AX6600 Tri-Band Wi-Fi 6 Router	Date of Test	2020-04-27
Factor	BBHA 9120D_1-18GHz_2020	Temp. / Humidity	22.7°C /34.7%
Polarity	Horizontal	Site / Test Engineer	AC1 / Kevin Ker
Test Mode	Transmit by 802.11ax-HE40 at channel 5550MHz (CDD Mode N_{SS}=2)	Test Voltage	120V/60Hz

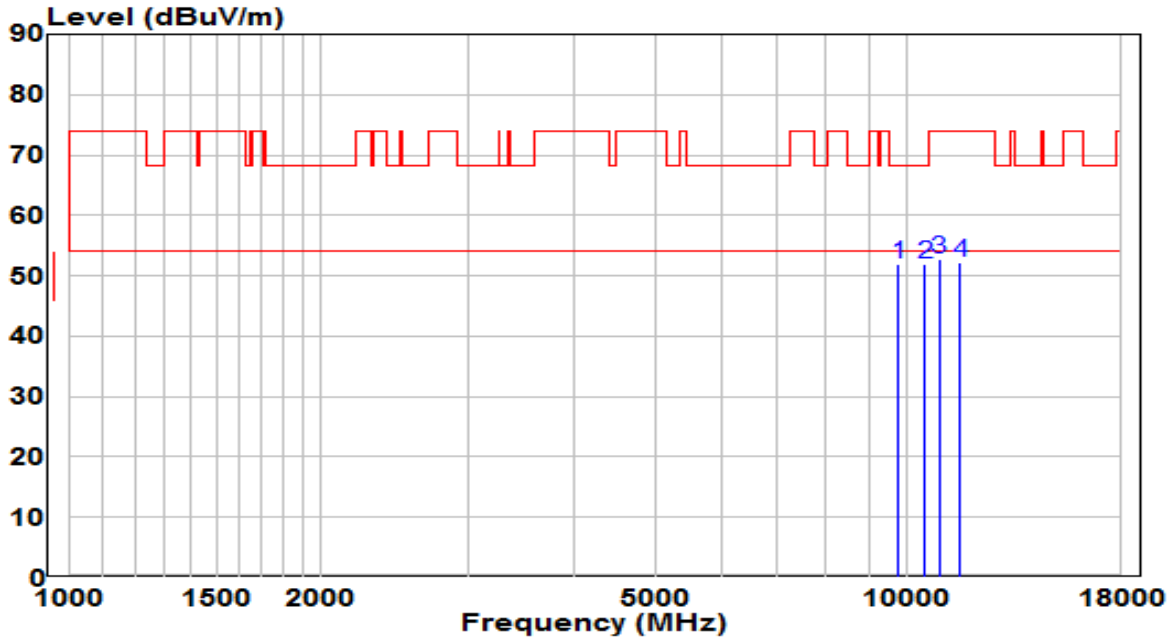

No		Frequency (MHz)	Reading (dBuV)	C.F (dB)	Measurement (dBuV/m)	Margin (dB)	Limit (dBuV/m)	Remark (QP/PK/AV)
1		9763.500	37.44	14.48	51.92	-16.28	68.20	Peak
2	*	10503.000	35.19	16.87	52.07	-16.13	68.20	Peak
3		10911.000	35.23	17.45	52.68	-21.32	74.00	Peak
4		11540.000	34.25	18.03	52.29	-21.71	74.00	Peak

Note:

1. " *", means this data is the worst emission level.
2. C.F (Correction Factor) = Antenna Factor (dB)+ Cable Loss (dB) – Preamplifier(dB).
3. Measurement (dBuV/m) = Reading(dBuV) + C.F (Correction Factor).
4. The emission levels of other frequencies are very lower than the limit and not show in test report.

EUT	AX6600 Tri-Band Wi-Fi 6 Router	Date of Test	2020-04-27
Factor	BBHA 9120D_1-18GHz_2020	Temp. / Humidity	22.7°C /34.7%
Polarity	Vertical	Site / Test Engineer	AC1 / Kevin Ker
Test Mode	Transmit by 802.11ax-HE40 at channel 5550MHz (CDD Mode N_{SS}=2)	Test Voltage	120V/60Hz

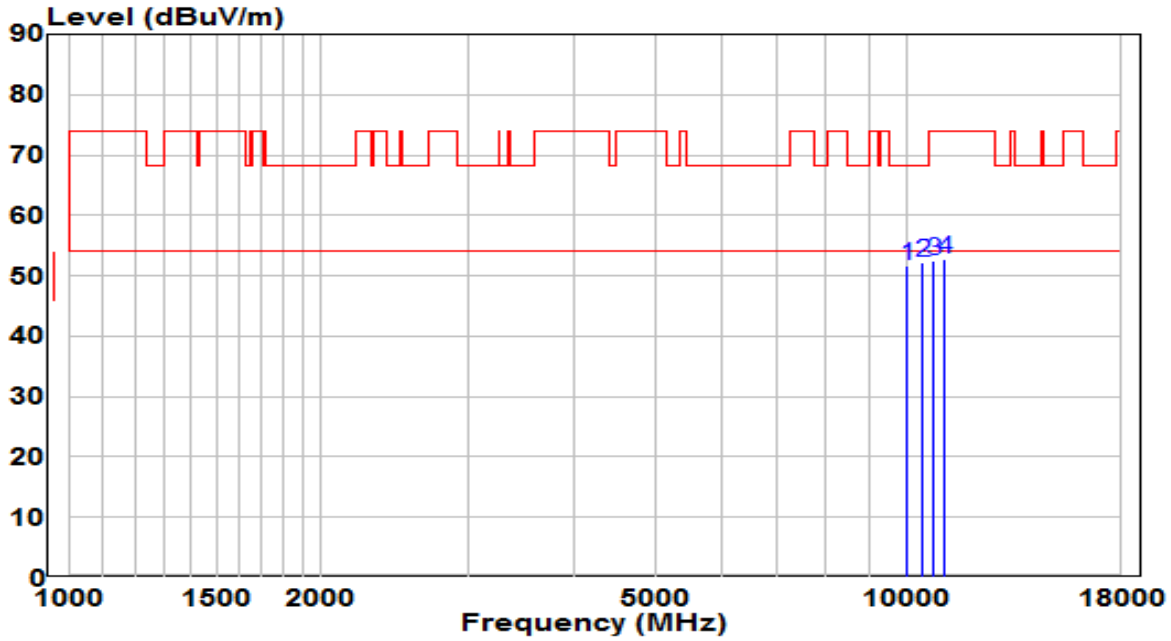

No		Frequency (MHz)	Reading (dBuV)	C.F (dB)	Measurement (dBuV/m)	Margin (dB)	Limit (dBuV/m)	Remark (QP/PK/AV)
1		10001.500	36.49	15.26	51.75	-16.45	68.20	Peak
2	*	10435.000	35.59	16.66	52.25	-15.95	68.20	Peak
3		10741.000	35.21	17.21	52.42	-21.58	74.00	Peak
4		11089.500	35.16	17.66	52.83	-21.17	74.00	Peak

Note:

1. " *", means this data is the worst emission level.
2. C.F (Correction Factor) = Antenna Factor (dB)+ Cable Loss (dB) – Preamplifier(dB).
3. Measurement (dBuV/m) = Reading(dBuV) + C.F (Correction Factor).
4. The emission levels of other frequencies are very lower than the limit and not show in test report.

EUT	AX6600 Tri-Band Wi-Fi 6 Router	Date of Test	2020-04-27
Factor	BBHA 9120D_1-18GHz_2020	Temp. / Humidity	22.7°C /34.7%
Polarity	Horizontal	Site / Test Engineer	AC1 / Kevin Ker
Test Mode	Transmit by 802.11ax-HE40 at channel 5670MHz (CDD Mode N_{SS}=2)	Test Voltage	120V/60Hz

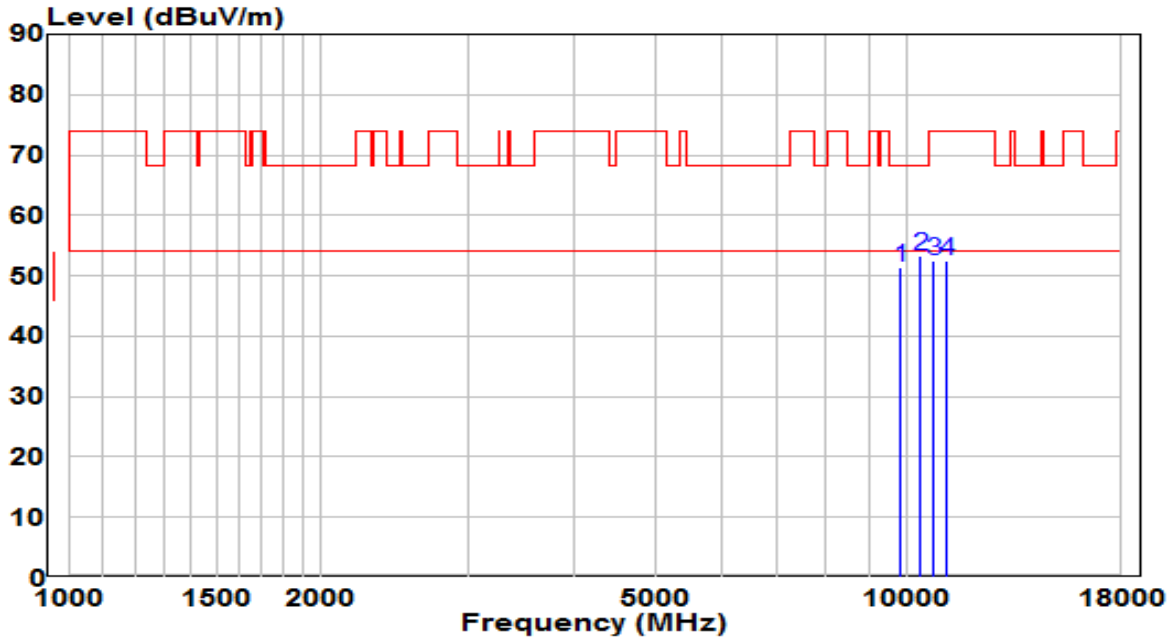

No		Frequency (MHz)	Reading (dBuV)	C.F (dB)	Measurement (dBuV/m)	Margin (dB)	Limit (dBuV/m)	Remark (QP/PK/AV)
1		9831.500	36.73	14.71	51.44	-16.76	68.20	Peak
2	*	10350.000	37.00	16.39	53.38	-14.82	68.20	Peak
3		10741.000	35.15	17.21	52.36	-21.64	74.00	Peak
4		11149.000	34.80	17.72	52.52	-21.48	74.00	Peak

Note:

1. " *", means this data is the worst emission level.
2. C.F (Correction Factor) = Antenna Factor (dB)+ Cable Loss (dB) – Preamplifier(dB).
3. Measurement (dBuV/m) = Reading(dBuV) + C.F (Correction Factor).
4. The emission levels of other frequencies are very lower than the limit and not show in test report.

EUT	AX6600 Tri-Band Wi-Fi 6 Router	Date of Test	2020-04-27
Factor	BBHA 9120D_1-18GHz_2020	Temp. / Humidity	22.7°C /34.7%
Polarity	Vertical	Site / Test Engineer	AC1 / Kevin Ker
Test Mode	Transmit by 802.11ax-HE40 at channel 5670MHz (CDD Mode N_{SS}=2)	Test Voltage	120V/60Hz

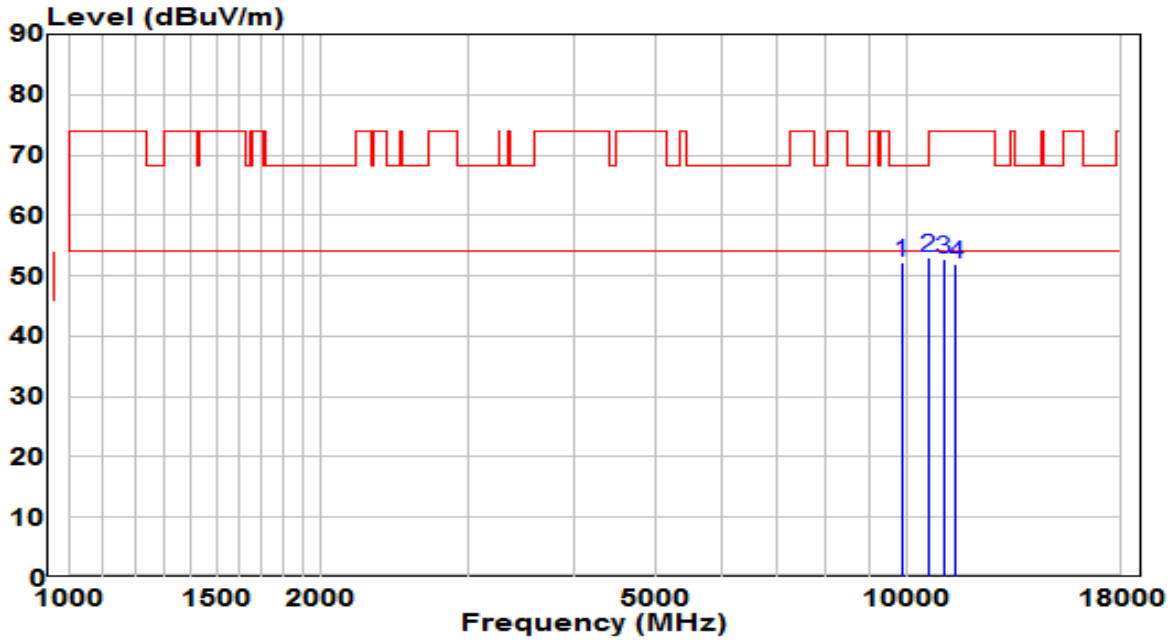

No		Frequency (MHz)	Reading (dBuV)	C.F (dB)	Measurement (dBuV/m)	Margin (dB)	Limit (dBuV/m)	Remark (QP/PK/AV)
1		9840.000	37.48	14.74	52.21	-15.99	68.20	Peak
2	*	10596.500	35.92	17.01	52.93	-15.27	68.20	Peak
3		11055.500	35.18	17.63	52.81	-21.19	74.00	Peak
4		11429.500	33.99	17.98	51.97	-22.03	74.00	Peak

Note:

1. " *", means this data is the worst emission level.
2. C.F (Correction Factor) = Antenna Factor (dB)+ Cable Loss (dB) – Preamplifier(dB).
3. Measurement (dBuV/m) = Reading(dBuV) + C.F (Correction Factor).
4. The emission levels of other frequencies are very lower than the limit and not show in test report.

EUT	AX6600 Tri-Band Wi-Fi 6 Router	Date of Test	2020-04-27
Factor	BBHA 9120D_1-18GHz_2020	Temp. / Humidity	22.7°C /34.7%
Polarity	Horizontal	Site / Test Engineer	AC1 / Kevin Ker
Test Mode	Transmit by 802.11ax-HE40 at channel 5710MHz (CDD Mode N_{SS}=2)	Test Voltage	120V/60Hz

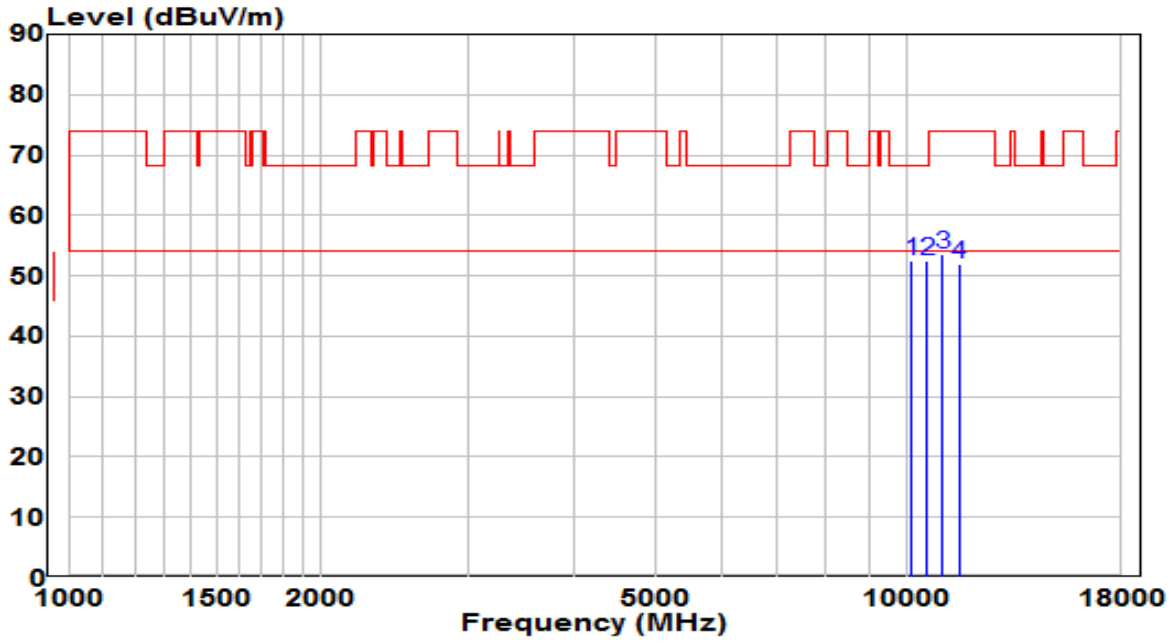

No		Frequency (MHz)	Reading (dBuV)	C.F (dB)	Measurement (dBuV/m)	Margin (dB)	Limit (dBuV/m)	Remark (QP/PK/AV)
1		10112.000	36.86	15.62	52.48	-15.72	68.20	Peak
2	*	10562.500	35.57	16.96	52.52	-15.68	68.20	Peak
3		11021.500	36.09	17.60	53.69	-20.31	74.00	Peak
4		11523.000	33.98	18.04	52.02	-21.98	74.00	Peak

Note:

1. " *", means this data is the worst emission level.
2. C.F (Correction Factor) = Antenna Factor (dB)+ Cable Loss (dB) – Preamplifier(dB).
3. Measurement (dBuV/m) = Reading(dBuV) + C.F (Correction Factor).
4. The emission levels of other frequencies are very lower than the limit and not show in test report.

EUT	AX6600 Tri-Band Wi-Fi 6 Router	Date of Test	2020-04-27
Factor	BBHA 9120D_1-18GHz_2020	Temp. / Humidity	22.7°C /34.7%
Polarity	Vertical	Site / Test Engineer	AC1 / Kevin Ker
Test Mode	Transmit by 802.11ax-HE40 at channel 5710MHz (CDD Mode N_{SS}=2)	Test Voltage	120V/60Hz

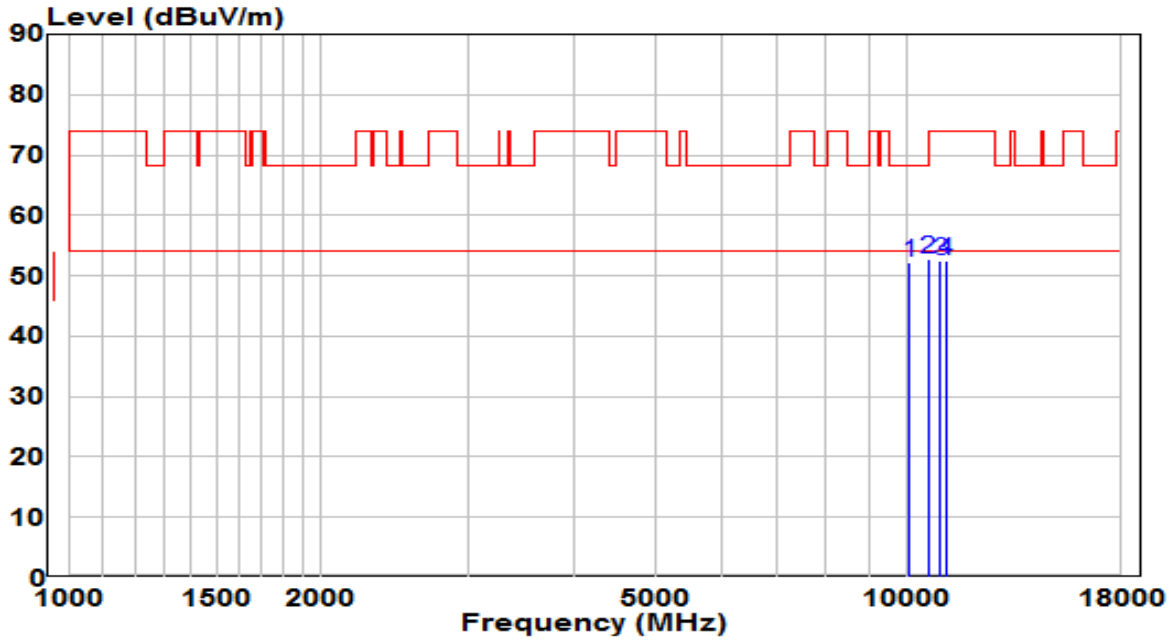

No		Frequency (MHz)	Reading (dBuV)	C.F (dB)	Measurement (dBuV/m)	Margin (dB)	Limit (dBuV/m)	Remark (QP/PK/AV)
1		10052.500	36.68	15.43	52.11	-16.09	68.20	Peak
2	*	10596.500	35.78	17.01	52.79	-15.41	68.20	Peak
3		10953.500	34.90	17.51	52.42	-21.58	74.00	Peak
4		11106.500	34.93	17.68	52.61	-21.39	74.00	Peak

Note:

1. " *", means this data is the worst emission level.
2. C.F (Correction Factor) = Antenna Factor (dB)+ Cable Loss (dB) – Preamplifier(dB).
3. Measurement (dBuV/m) = Reading(dBuV) + C.F (Correction Factor).
4. The emission levels of other frequencies are very lower than the limit and not show in test report.

EUT	AX6600 Tri-Band Wi-Fi 6 Router	Date of Test	2020-04-27
Factor	BBHA 9120D_1-18GHz_2020	Temp. / Humidity	22.7°C /34.7%
Polarity	Horizontal	Site / Test Engineer	AC1 / Kevin Ker
Test Mode	Transmit by 802.11ax-HE80 at channel 5530MHz (CDD Mode N_{SS}=2)	Test Voltage	120V/60Hz

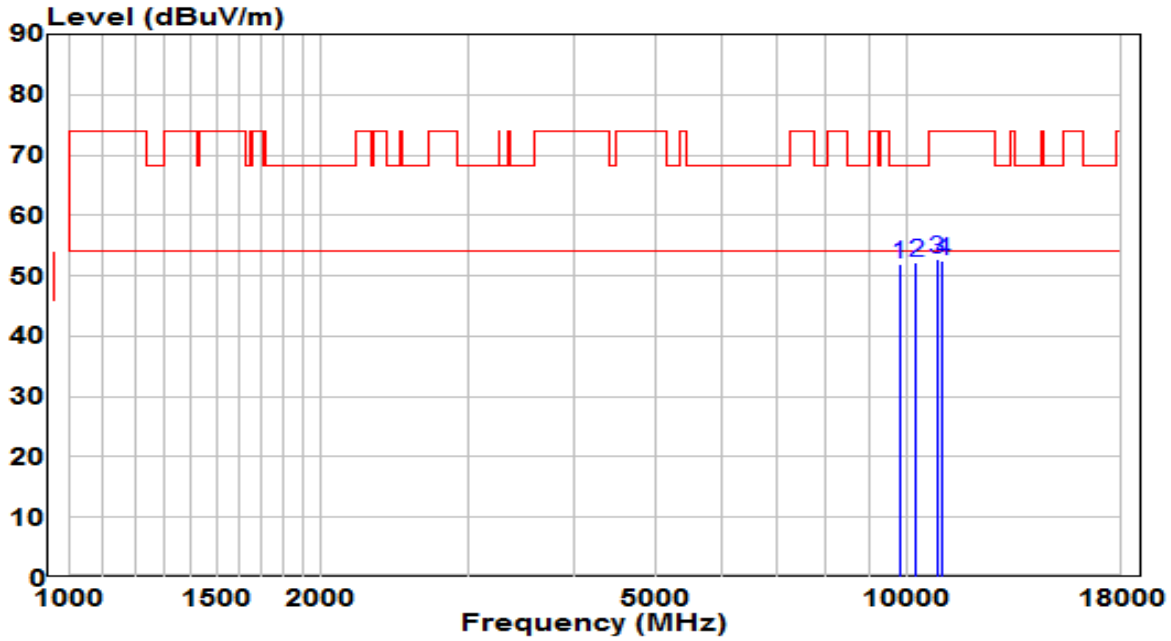

No		Frequency (MHz)	Reading (dBuV)	C.F (dB)	Measurement (dBuV/m)	Margin (dB)	Limit (dBuV/m)	Remark (QP/PK/AV)
1		9780.500	37.38	14.54	51.92	-16.28	68.20	Peak
2	*	10239.500	36.16	16.03	52.19	-16.01	68.20	Peak
3		10843.000	35.35	17.36	52.71	-21.29	74.00	Peak
4		11021.500	34.91	17.60	52.51	-21.49	74.00	Peak

Note:

1. " *", means this data is the worst emission level.
2. C.F (Correction Factor) = Antenna Factor (dB)+ Cable Loss (dB) – Preamplifier(dB).
3. Measurement (dBuV/m) = Reading(dBuV) + C.F (Correction Factor).
4. The emission levels of other frequencies are very lower than the limit and not show in test report.

EUT	AX6600 Tri-Band Wi-Fi 6 Router	Date of Test	2020-04-27
Factor	BBHA 9120D_1-18GHz_2020	Temp. / Humidity	22.7°C /34.7%
Polarity	Vertical	Site / Test Engineer	AC1 / Kevin Ker
Test Mode	Transmit by 802.11ax-HE80 at channel 5530MHz (CDD Mode N_{SS}=2)	Test Voltage	120V/60Hz

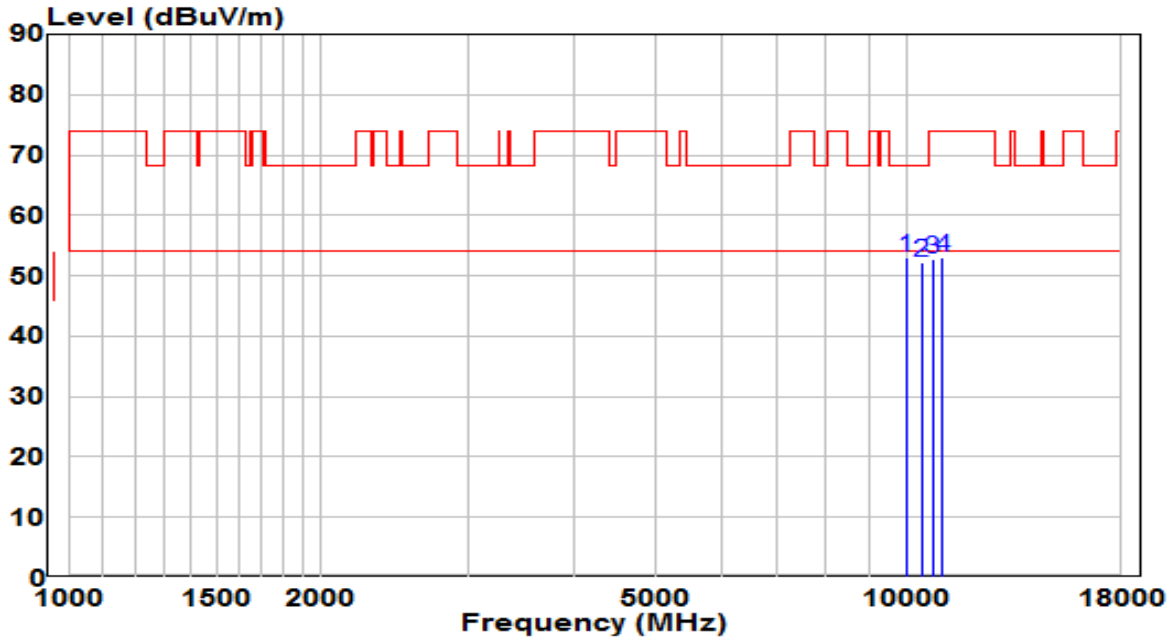

No		Frequency (MHz)	Reading (dBuV)	C.F (dB)	Measurement (dBuV/m)	Margin (dB)	Limit (dBuV/m)	Remark (QP/PK/AV)
1	*	9967.500	37.77	15.15	52.93	-15.27	68.20	Peak
2		10401.000	35.70	16.55	52.25	-15.95	68.20	Peak
3		10707.000	35.60	17.16	52.77	-21.23	74.00	Peak
4		10996.000	35.36	17.57	52.93	-21.07	74.00	Peak

Note:

1. " *", means this data is the worst emission level.
2. C.F (Correction Factor) = Antenna Factor (dB)+ Cable Loss (dB) – Preamplifier(dB).
3. Measurement (dBuV/m) = Reading(dBuV) + C.F (Correction Factor).
4. The emission levels of other frequencies are very lower than the limit and not show in test report.

EUT	AX6600 Tri-Band Wi-Fi 6 Router	Date of Test	2020-04-27
Factor	BBHA 9120D_1-18GHz_2020	Temp. / Humidity	22.7°C /34.7%
Polarity	Horizontal	Site / Test Engineer	AC1 / Kevin Ker
Test Mode	Transmit by 802.11ax-HE80 at channel 5610MHz (CDD Mode N_{SS}=2)	Test Voltage	120V/60Hz

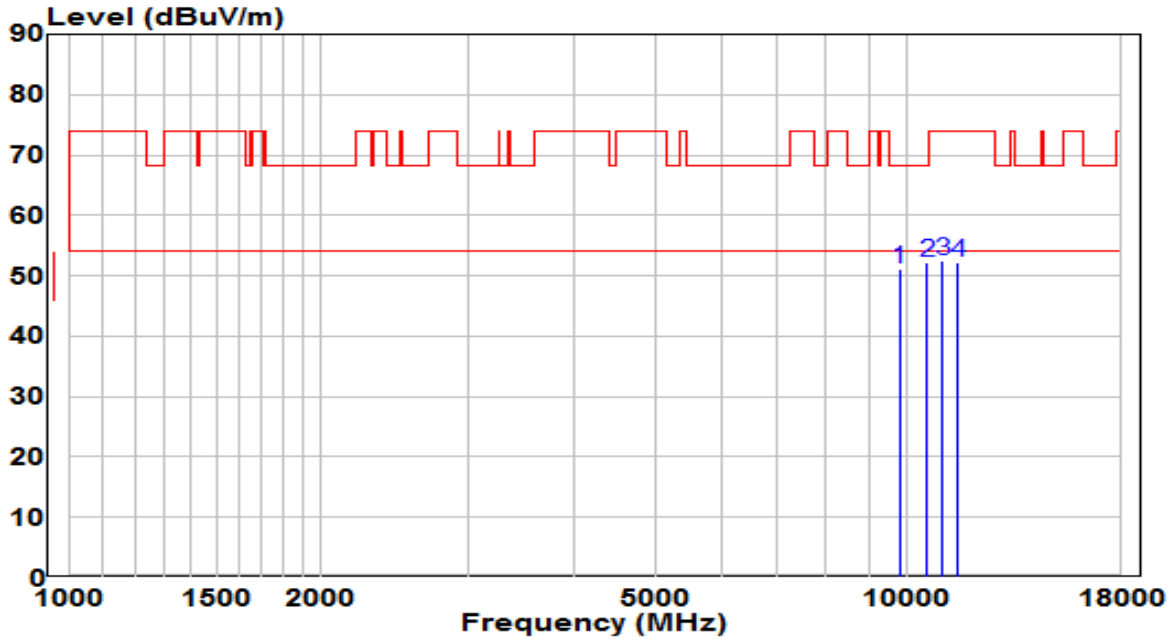

No		Frequency (MHz)	Reading (dBuV)	C.F (dB)	Measurement (dBuV/m)	Margin (dB)	Limit (dBuV/m)	Remark (QP/PK/AV)
1		9797.500	36.65	14.60	51.24	-16.96	68.20	Peak
2	*	10571.000	35.32	16.97	52.29	-15.91	68.20	Peak
3		11004.500	34.79	17.58	52.37	-21.63	74.00	Peak
4		11472.000	34.29	18.02	52.32	-21.68	74.00	Peak

Note:

1. " *", means this data is the worst emission level.
2. C.F (Correction Factor) = Antenna Factor (dB)+ Cable Loss (dB) – Preamplifier(dB).
3. Measurement (dBuV/m) = Reading(dBuV) + C.F (Correction Factor).
4. The emission levels of other frequencies are very lower than the limit and not show in test report.

EUT	AX6600 Tri-Band Wi-Fi 6 Router	Date of Test	2020-04-27
Factor	BBHA 9120D_1-18GHz_2020	Temp. / Humidity	22.7°C /34.7%
Polarity	Vertical	Site / Test Engineer	AC1 / Kevin Ker
Test Mode	Transmit by 802.11ax-HE80 at channel 5610MHz (CDD Mode N_{SS}=2)	Test Voltage	120V/60Hz

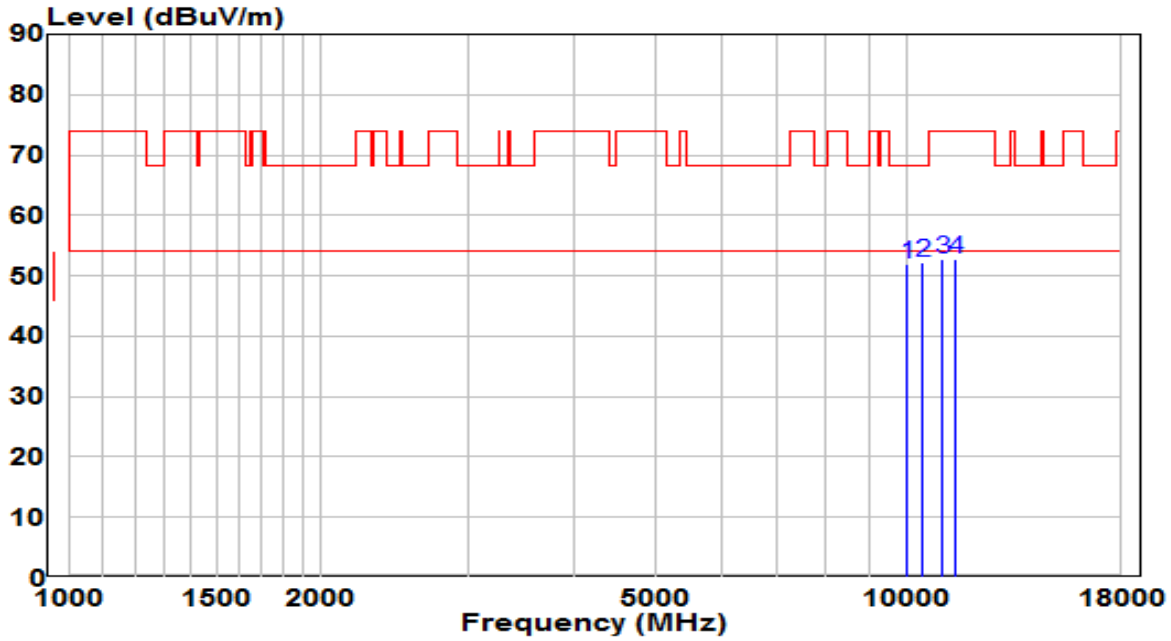

No		Frequency (MHz)	Reading (dBuV)	C.F (dB)	Measurement (dBuV/m)	Margin (dB)	Limit (dBuV/m)	Remark (QP/PK/AV)
1		10001.500	36.65	15.26	51.91	-16.29	68.20	Peak
2	*	10418.000	35.49	16.61	52.10	-16.10	68.20	Peak
3		11021.500	35.10	17.60	52.70	-21.30	74.00	Peak
4		11412.500	34.93	17.97	52.89	-21.11	74.00	Peak

Note:

1. " *", means this data is the worst emission level.
2. C.F (Correction Factor) = Antenna Factor (dB)+ Cable Loss (dB) – Preamplifier(dB).
3. Measurement (dBuV/m) = Reading(dBuV) + C.F (Correction Factor).
4. The emission levels of other frequencies are very lower than the limit and not show in test report.

EUT	AX6600 Tri-Band Wi-Fi 6 Router	Date of Test	2020-04-27
Factor	BBHA 9120D_1-18GHz_2020	Temp. / Humidity	22.7°C /34.7%
Polarity	Horizontal	Site / Test Engineer	AC1 / Kevin Ker
Test Mode	Transmit by 802.11ax-HE80 at channel 5690MHz (CDD Mode N_{SS}=2)	Test Voltage	120V/60Hz

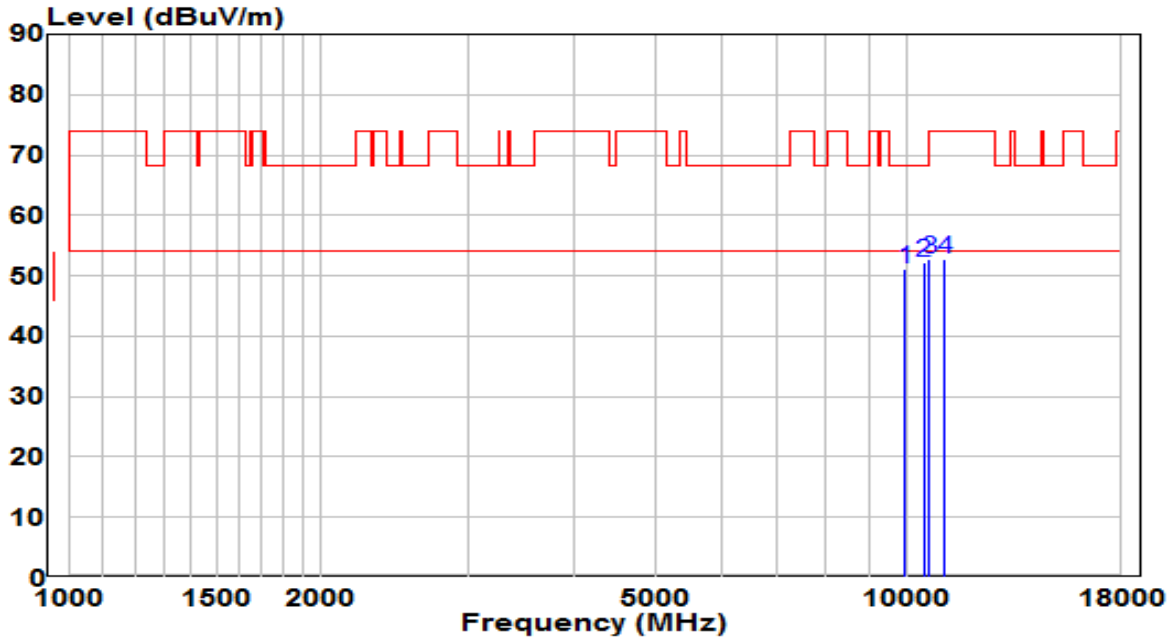

No		Frequency (MHz)	Reading (dBuV)	C.F (dB)	Measurement (dBuV/m)	Margin (dB)	Limit (dBuV/m)	Remark (QP/PK/AV)
1		9950.500	35.91	15.10	51.01	-17.19	68.20	Peak
2	*	10460.500	35.39	16.74	52.14	-16.06	68.20	Peak
3		10605.000	35.82	17.02	52.84	-21.16	74.00	Peak
4		11072.500	35.15	17.65	52.80	-21.20	74.00	Peak

Note:

1. " *", means this data is the worst emission level.
2. C.F (Correction Factor) = Antenna Factor (dB)+ Cable Loss (dB) – Preamplifier(dB).
3. Measurement (dBuV/m) = Reading(dBuV) + C.F (Correction Factor).
4. The emission levels of other frequencies are very lower than the limit and not show in test report.

EUT	AX6600 Tri-Band Wi-Fi 6 Router	Date of Test	2020-04-27
Factor	BBHA 9120D_1-18GHz_2020	Temp. / Humidity	22.7°C /34.7%
Polarity	Vertical	Site / Test Engineer	AC1 / Kevin Ker
Test Mode	Transmit by 802.11ax-HE80 at channel 5690MHz (CDD Mode N_{SS}=2)	Test Voltage	120V/60Hz

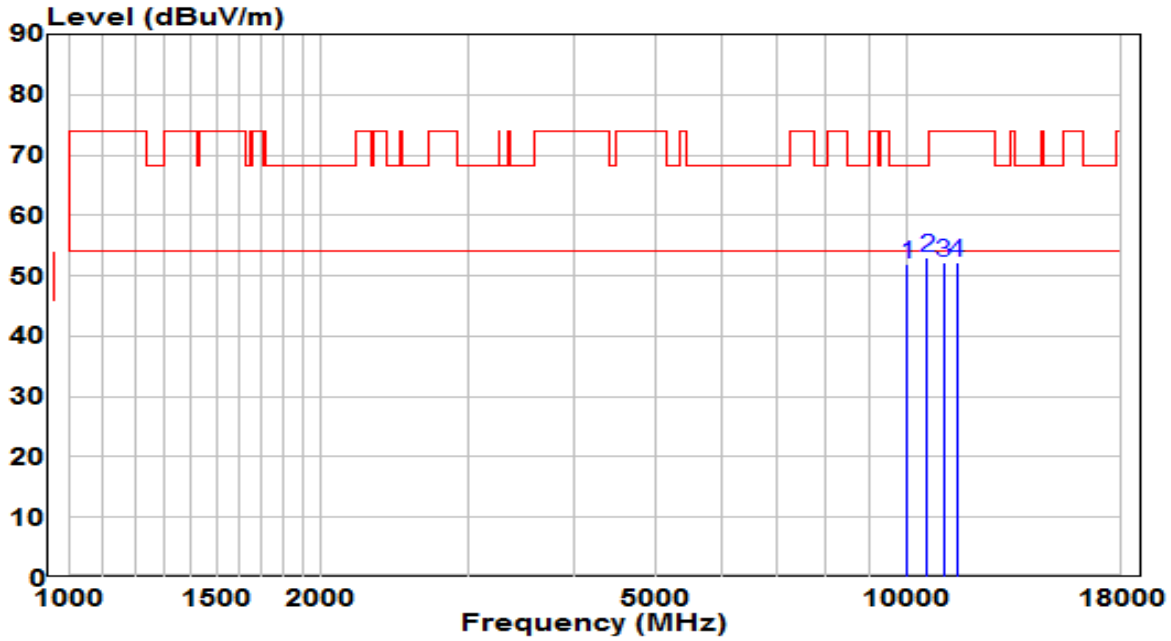

No		Frequency (MHz)	Reading (dBuV)	C.F (dB)	Measurement (dBuV/m)	Margin (dB)	Limit (dBuV/m)	Remark (QP/PK/AV)
1		10001.500	36.65	15.26	51.91	-16.29	68.20	Peak
2	*	10545.500	36.01	16.93	52.94	-15.26	68.20	Peak
3		11055.500	34.66	17.63	52.29	-21.71	74.00	Peak
4		11438.000	34.26	17.99	52.25	-21.75	74.00	Peak

Note:

1. " *", means this data is the worst emission level.
2. C.F (Correction Factor) = Antenna Factor (dB)+ Cable Loss (dB) – Preamplifier(dB).
3. Measurement (dBuV/m) = Reading(dBuV) + C.F (Correction Factor).
4. The emission levels of other frequencies are very lower than the limit and not show in test report.

EUT	AX6600 Tri-Band Wi-Fi 6 Router	Date of Test	2020-04-27
Factor	BBHA 9120D_1-18GHz_2020	Temp. / Humidity	22.7°C /34.7%
Polarity	Horizontal	Site / Test Engineer	AC1 / Kevin Ker
Test Mode	Transmit by 802.11ax-HE160 at channel 5570MHz (CDD Mode N_{SS}=2)	Test Voltage	120V/60Hz

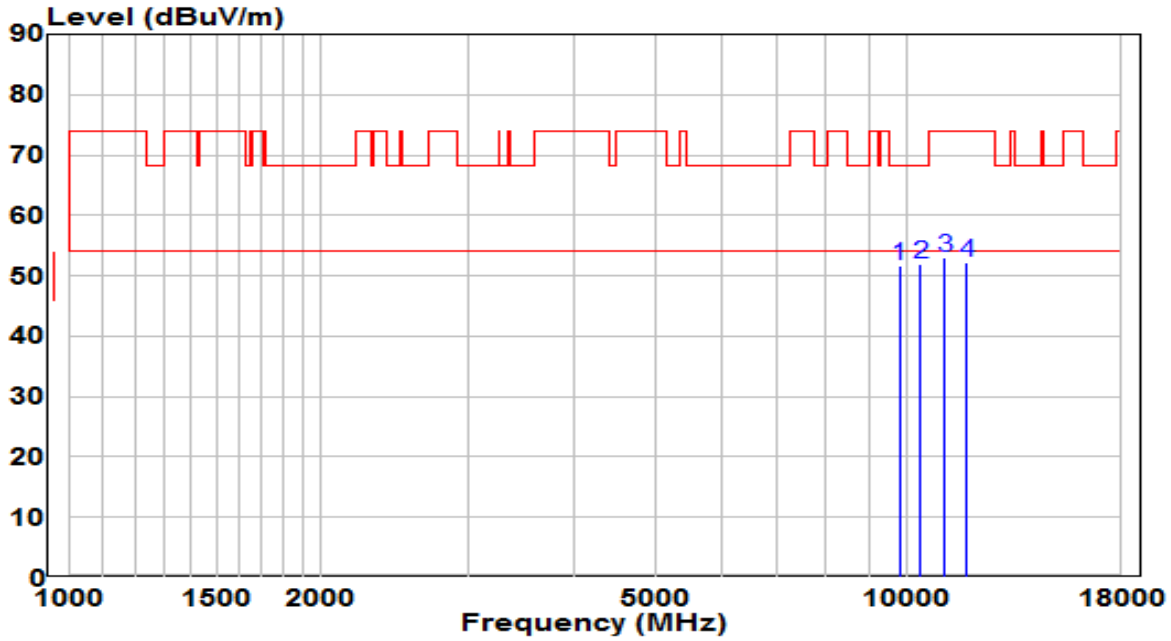

No		Frequency (MHz)	Reading (dBuV)	C.F (dB)	Measurement (dBuV/m)	Margin (dB)	Limit (dBuV/m)	Remark (QP/PK/AV)
1		9797.500	37.13	14.60	51.73	-16.47	68.20	Peak
2	*	10358.500	35.44	16.41	51.85	-16.35	68.20	Peak
3		11081.000	35.38	17.66	53.04	-20.96	74.00	Peak
4		11769.500	34.35	17.93	52.28	-21.72	74.00	Peak

Note:

1. " *", means this data is the worst emission level.
2. C.F (Correction Factor) = Antenna Factor (dB)+ Cable Loss (dB) – Preamplifier(dB).
3. Measurement (dBuV/m) = Reading(dBuV) + C.F (Correction Factor).
4. The emission levels of other frequencies are very lower than the limit and not show in test report.

EUT	AX6600 Tri-Band Wi-Fi 6 Router	Date of Test	2020-04-27
Factor	BBHA 9120D_1-18GHz_2020	Temp. / Humidity	22.7°C /34.7%
Polarity	Vertical	Site / Test Engineer	AC1 / Kevin Ker
Test Mode	Transmit by 802.11ax-HE160 at channel 5570MHz (CDD Mode N_{SS}=2)	Test Voltage	120V/60Hz

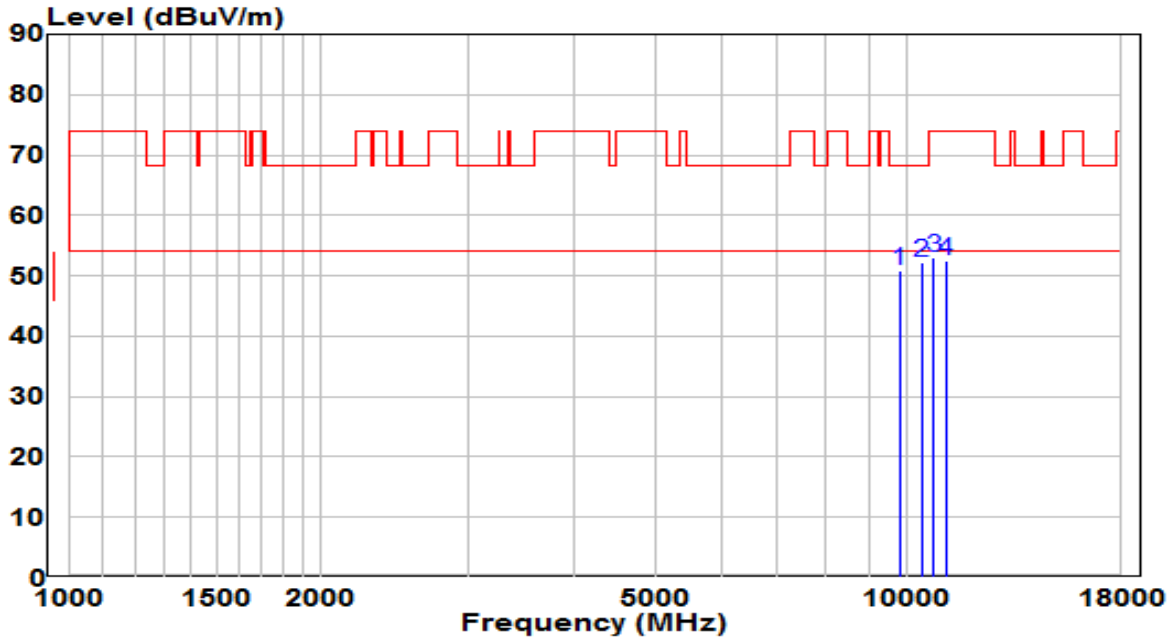

No		Frequency (MHz)	Reading (dBuV)	C.F (dB)	Measurement (dBuV/m)	Margin (dB)	Limit (dBuV/m)	Remark (QP/PK/AV)
1		9797.500	36.24	14.60	50.84	-17.36	68.20	Peak
2	*	10384.000	35.67	16.50	52.16	-16.04	68.20	Peak
3		10741.000	35.95	17.21	53.16	-20.84	74.00	Peak
4		11098.000	34.72	17.67	52.39	-21.61	74.00	Peak

Note:

1. " *", means this data is the worst emission level.
2. C.F (Correction Factor) = Antenna Factor (dB)+ Cable Loss (dB) – Preamplifier(dB).
3. Measurement (dBuV/m) = Reading(dBuV) + C.F (Correction Factor).
4. The emission levels of other frequencies are very lower than the limit and not show in test report.

EUT	AX6600 Tri-Band Wi-Fi 6 Router	Date of Test	2020-04-27
Factor	BBHA 9120D_1-18GHz_2020	Temp. / Humidity	22.8°C /36.4%
Polarity	Horizontal	Site / Test Engineer	AC1 / Kevin Ker
Test Mode	Transmit by 802.11ac-VHT20 at channel 5180MHz (Beamforming Mode)	Test Voltage	120V/60Hz

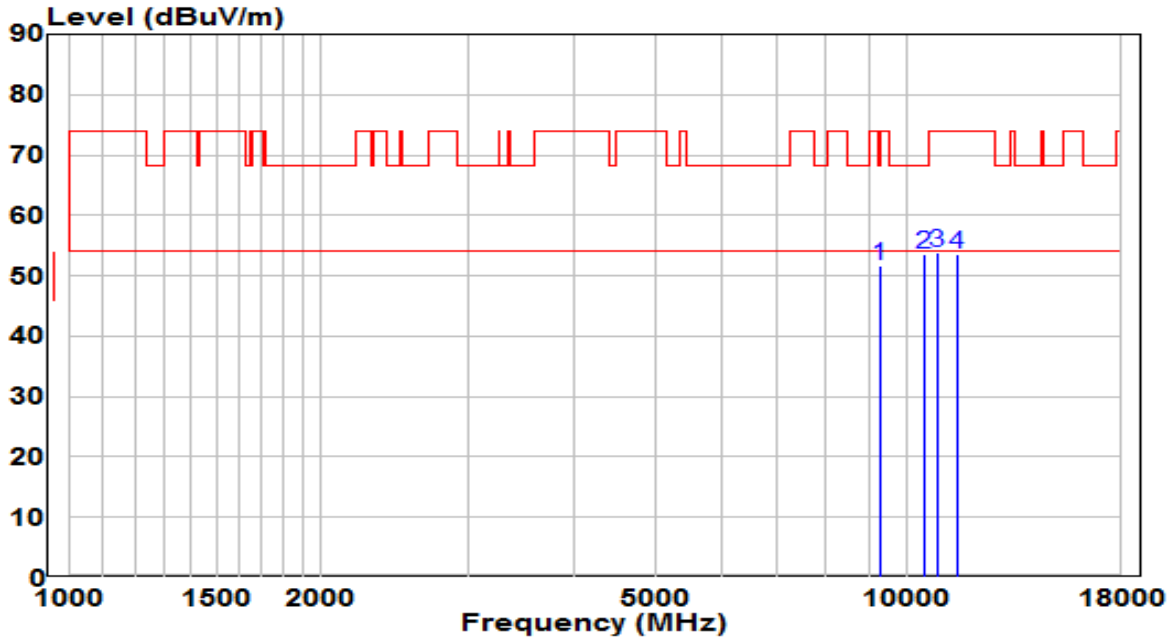

No		Frequency (MHz)	Reading (dBuV)	C.F (dB)	Measurement (dBuV/m)	Margin (dB)	Limit (dBuV/m)	Remark (QP/PK/AV)
1		9262.000	37.95	13.70	51.65	-16.55	68.20	Peak
2	*	10452.000	36.93	16.72	53.64	-14.56	68.20	Peak
3		10851.500	36.35	17.37	53.72	-20.28	74.00	Peak
4		11438.000	35.72	17.99	53.71	-20.29	74.00	Peak

Note:

1. " *", means this data is the worst emission level.
2. C.F (Correction Factor) = Antenna Factor (dB)+ Cable Loss (dB) – Preamplifier(dB).
3. Measurement (dBuV/m) = Reading(dBuV) + C.F (Correction Factor).
4. The emission levels of other frequencies are very lower than the limit and not show in test report.

EUT	AX6600 Tri-Band Wi-Fi 6 Router	Date of Test	2020-04-27
Factor	factor\ANT\TW RF Substitution 1-18GHz_2019.csv	Temp. / Humidity	22.8°C /36.4%
Polarity	Vertical	Site / Test Engineer	AC1 / Kevin Ker
Test Mode	Transmit by 802.11ac-VHT20 at channel 5180MHz (Beamforming Mode)	Test Voltage	120V/60Hz

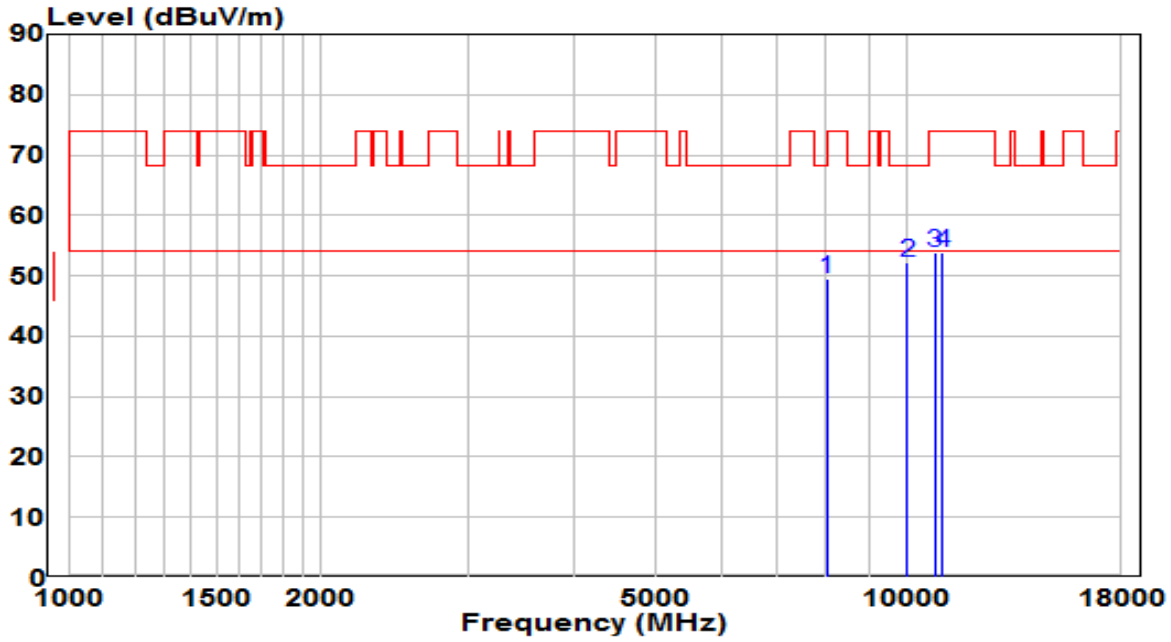

No		Frequency (MHz)	Reading (dBuV)	C.F (dB)	Measurement (dBuV/m)	Margin (dB)	Limit (dBuV/m)	Remark (QP/PK/AV)
1		8012.500	51.40	-1.88	49.52	-18.68	68.20	Peak
2	*	10001.500	50.78	1.42	52.21	-15.99	68.20	Peak
3		10792.000	49.78	4.07	53.85	-20.15	74.00	Peak
4		10996.000	49.00	4.83	53.83	-20.17	74.00	Peak

Note:

1. " *", means this data is the worst emission level.
2. C.F (Correction Factor) = Antenna Factor (dB)+ Cable Loss (dB) – Preamplifier(dB).
3. Measurement (dBuV/m) = Reading(dBuV) + C.F (Correction Factor).
4. The emission levels of other frequencies are very lower than the limit and not show in test report.

EUT	AX6600 Tri-Band Wi-Fi 6 Router	Date of Test	2020-04-27
Factor	BBHA 9120D_1-18GHz_2020	Temp. / Humidity	22.8°C /36.4%
Polarity	Horizontal	Site / Test Engineer	AC1 / Kevin Ker
Test Mode	Transmit by 802.11ac-VHT20 at channel 5220MHz (Beamforming Mode)	Test Voltage	120V/60Hz

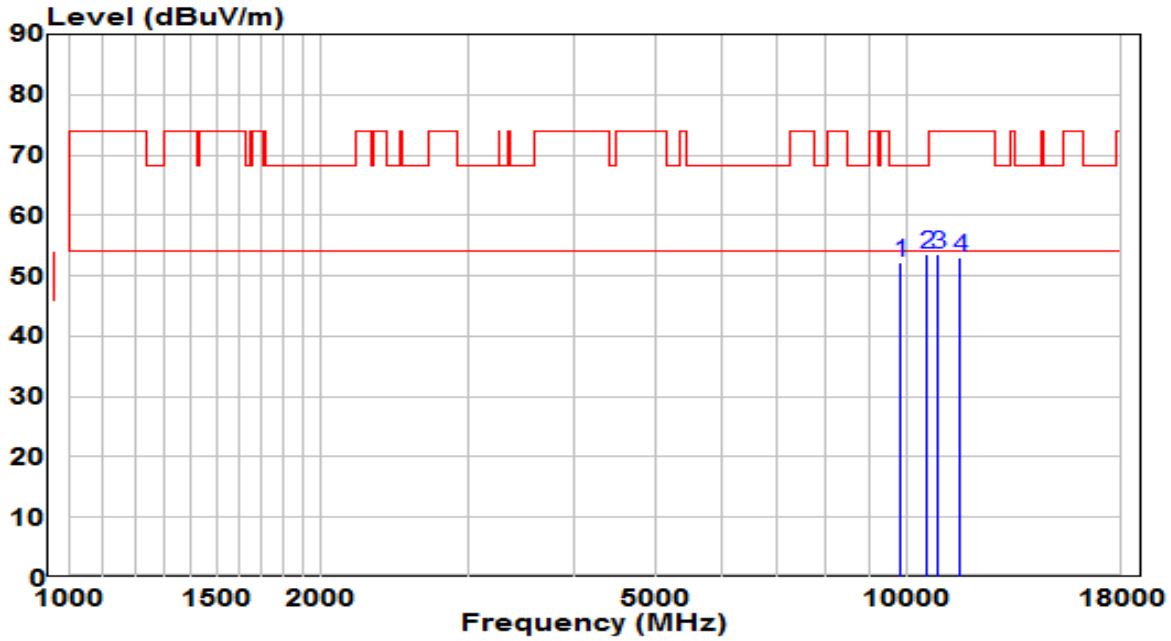

No		Frequency (MHz)	Reading (dBuV)	C.F (dB)	Measurement (dBuV/m)	Margin (dB)	Limit (dBuV/m)	Remark (QP/PK/AV)
1		9814.500	37.61	14.65	52.26	-15.94	68.20	Peak
2	*	10562.500	36.75	16.96	53.71	-14.49	68.20	Peak
3		10877.000	36.16	17.41	53.57	-20.43	74.00	Peak
4		11565.500	35.11	18.02	53.13	-20.87	74.00	Peak

Note:

1. " *", means this data is the worst emission level.
2. C.F (Correction Factor) = Antenna Factor (dB)+ Cable Loss (dB) – Preamplifier(dB).
3. Measurement (dBuV/m) = Reading(dBuV) + C.F (Correction Factor).
4. The emission levels of other frequencies are very lower than the limit and not show in test report.

EUT	AX6600 Tri-Band Wi-Fi 6 Router	Date of Test	2020-04-27
Factor	BBHA 9120D_1-18GHz_2020	Temp. / Humidity	22.8°C /36.4%
Polarity	Vertical	Site / Test Engineer	AC1 / Kevin Ker
Test Mode	Transmit by 802.11ac-VHT20 at channel 5220MHz (Beamforming Mode)	Test Voltage	120V/60Hz

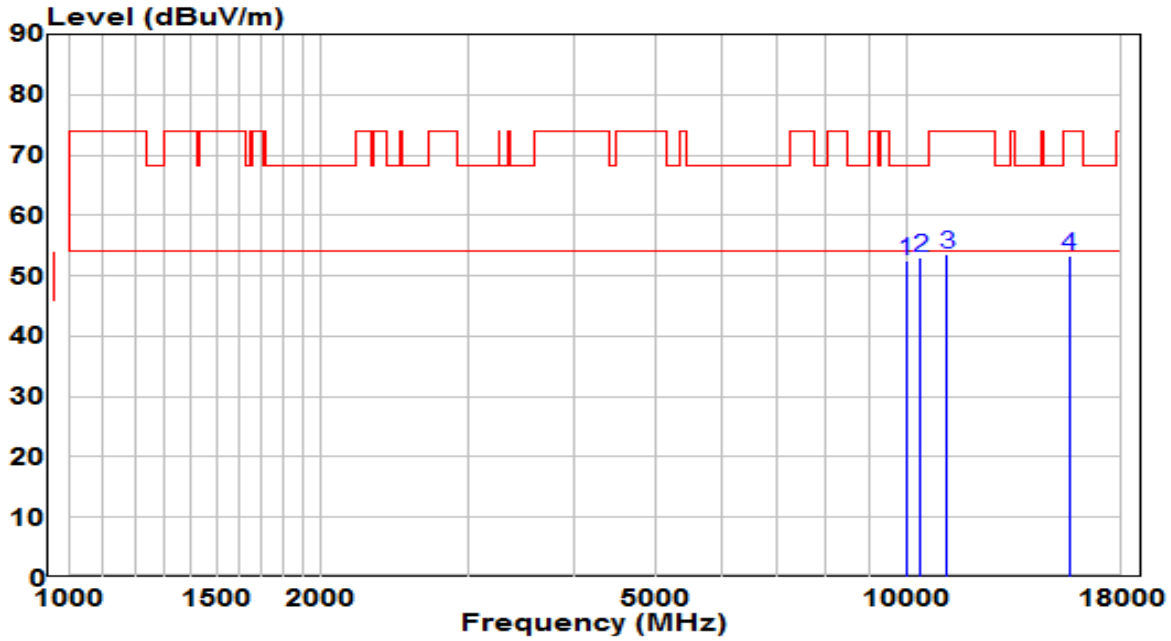

No		Frequency (MHz)	Reading (dBuV)	C.F (dB)	Measurement (dBuV/m)	Margin (dB)	Limit (dBuV/m)	Remark (QP/PK/AV)
1		9976.000	37.19	15.18	52.37	-15.83	68.20	Peak
2	*	10350.000	36.64	16.39	53.03	-15.17	68.20	Peak
3		11157.500	35.77	17.73	53.50	-20.50	74.00	Peak
4		15586.000	32.47	20.87	53.34	-20.66	74.00	Peak

Note:

1. " *", means this data is the worst emission level.
2. C.F (Correction Factor) = Antenna Factor (dB)+ Cable Loss (dB) – Preamplifier(dB).
3. Measurement (dBuV/m) = Reading(dBuV) + C.F (Correction Factor).
4. The emission levels of other frequencies are very lower than the limit and not show in test report.

EUT	AX6600 Tri-Band Wi-Fi 6 Router	Date of Test	2020-04-27
Factor	BBHA 9120D_1-18GHz_2020	Temp. / Humidity	22.8°C /36.4%
Polarity	Horizontal	Site / Test Engineer	AC1 / Kevin Ker
Test Mode	Transmit by 802.11ac-VHT20 at channel 5240MHz (Beamforming Mode)	Test Voltage	120V/60Hz

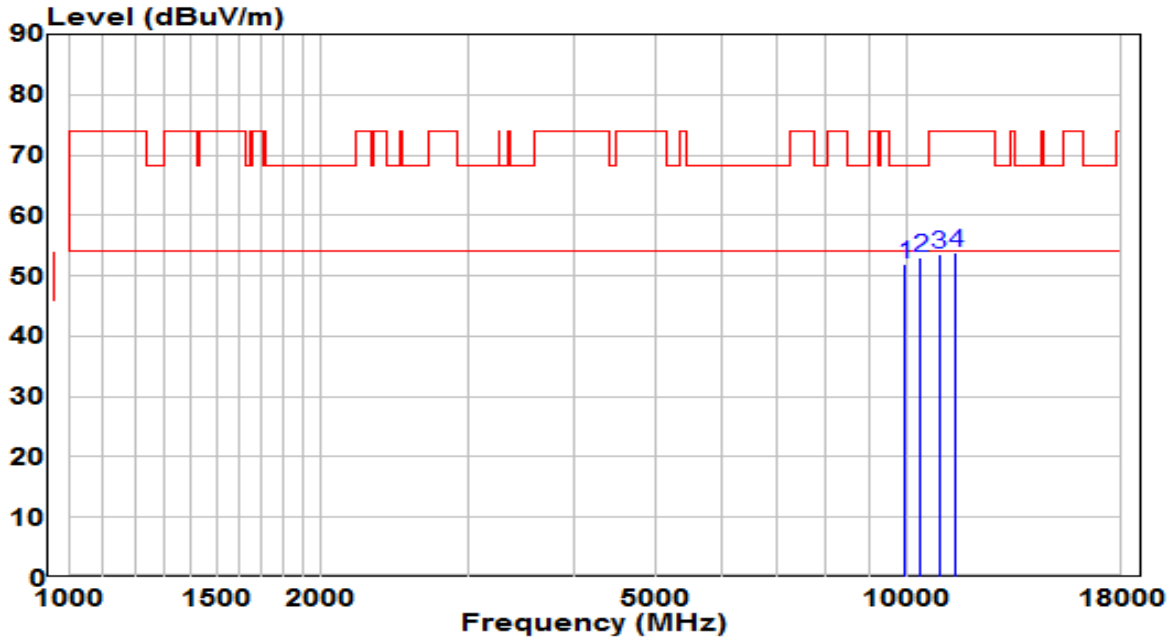

No		Frequency (MHz)	Reading (dBuV)	C.F (dB)	Measurement (dBuV/m)	Margin (dB)	Limit (dBuV/m)	Remark (QP/PK/AV)
1		9950.500	36.81	15.10	51.90	-16.30	68.20	Peak
2	*	10367.000	36.46	16.44	52.90	-15.30	68.20	Peak
3		10902.500	36.24	17.44	53.68	-20.32	74.00	Peak
4		11429.500	35.93	17.98	53.92	-20.08	74.00	Peak

Note:

1. " *", means this data is the worst emission level.
2. C.F (Correction Factor) = Antenna Factor (dB)+ Cable Loss (dB) – Preamplifier(dB).
3. Measurement (dBuV/m) = Reading(dBuV) + C.F (Correction Factor).
4. The emission levels of other frequencies are very lower than the limit and not show in test report.

EUT	AX6600 Tri-Band Wi-Fi 6 Router	Date of Test	2020-04-27
Factor	BBHA 9120D_1-18GHz_2020	Temp. / Humidity	22.8°C /36.4%
Polarity	Vertical	Site / Test Engineer	AC1 / Kevin Ker
Test Mode	Transmit by 802.11ac-VHT20 at channel 5240MHz (Beamforming Mode)	Test Voltage	120V/60Hz

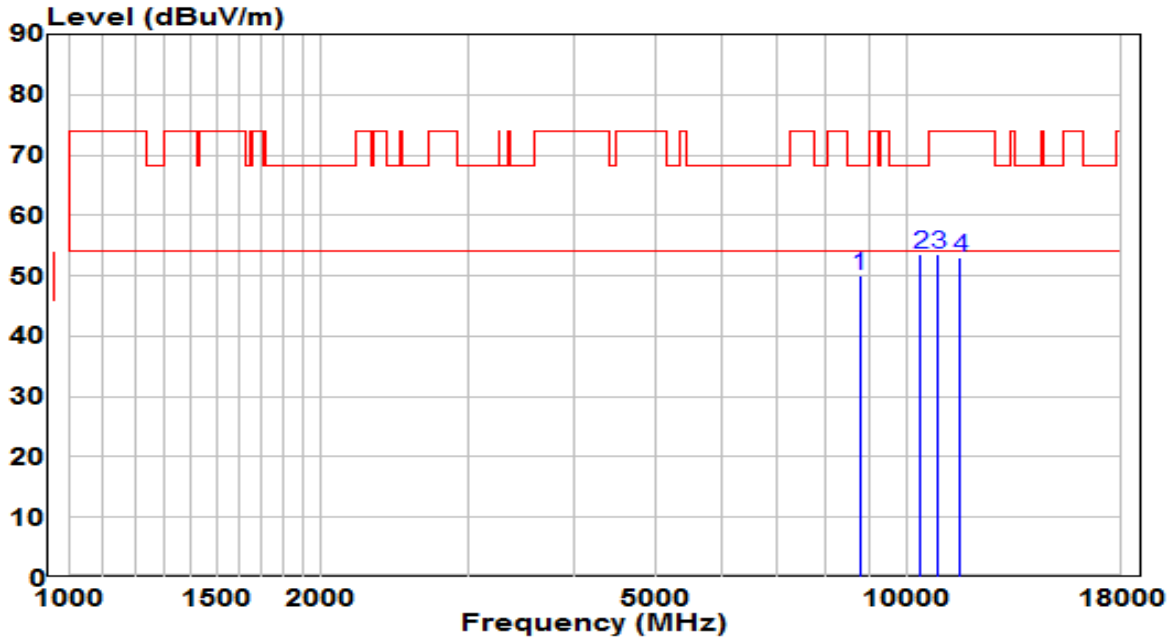

No		Frequency (MHz)	Reading (dBuV)	C.F (dB)	Measurement (dBuV/m)	Margin (dB)	Limit (dBuV/m)	Remark (QP/PK/AV)
1		8769.000	36.86	13.17	50.03	-18.17	68.20	Peak
2	*	10375.500	37.01	16.47	53.48	-14.72	68.20	Peak
3		10885.500	36.11	17.42	53.53	-20.47	74.00	Peak
4		11565.500	35.09	18.02	53.11	-20.89	74.00	Peak

Note:

1. " *", means this data is the worst emission level.
2. C.F (Correction Factor) = Antenna Factor (dB)+ Cable Loss (dB) – Preamplifier(dB).
3. Measurement (dBuV/m) = Reading(dBuV) + C.F (Correction Factor).
4. The emission levels of other frequencies are very lower than the limit and not show in test report.

EUT	AX6600 Tri-Band Wi-Fi 6 Router	Date of Test	2020-04-27
Factor	BBHA 9120D_1-18GHz_2020	Temp. / Humidity	22.8°C /36.4%
Polarity	Horizontal	Site / Test Engineer	AC1 / Kevin Ker
Test Mode	Transmit by 802.11ac-VHT20 at channel 5500MHz (Beamforming Mode)	Test Voltage	120V/60Hz

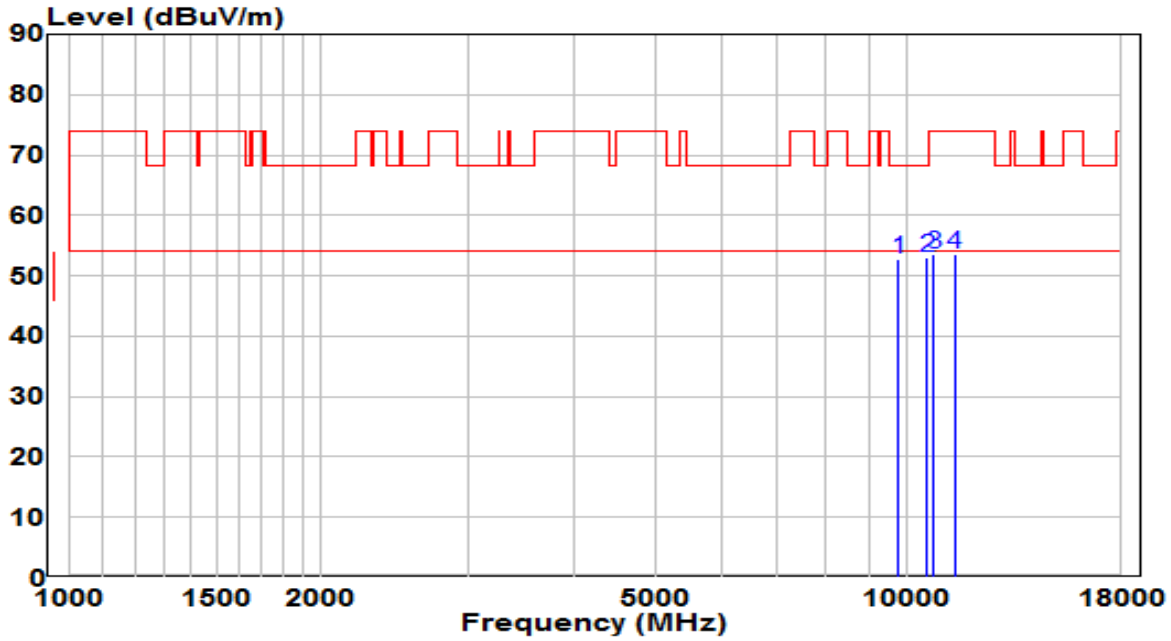

No		Frequency (MHz)	Reading (dBuV)	C.F (dB)	Measurement (dBuV/m)	Margin (dB)	Limit (dBuV/m)	Remark (QP/PK/AV)
1		9772.000	38.19	14.51	52.70	-15.50	68.20	Peak
2	*	10562.500	36.16	16.96	53.11	-15.09	68.20	Peak
3		10741.000	36.36	17.21	53.57	-20.43	74.00	Peak
4		11387.000	35.66	17.94	53.60	-20.40	74.00	Peak

Note:

1. " *", means this data is the worst emission level.
2. C.F (Correction Factor) = Antenna Factor (dB)+ Cable Loss (dB) – Preamplifier(dB).
3. Measurement (dBuV/m) = Reading(dBuV) + C.F (Correction Factor).
4. The emission levels of other frequencies are very lower than the limit and not show in test report.

EUT	AX6600 Tri-Band Wi-Fi 6 Router	Date of Test	2020-04-27
Factor	BBHA 9120D_1-18GHz_2020	Temp. / Humidity	22.8°C /36.4%
Polarity	Vertical	Site / Test Engineer	AC1 / Kevin Ker
Test Mode	Transmit by 802.11ac-VHT20 at channel 5500MHz (Beamforming Mode)	Test Voltage	120V/60Hz

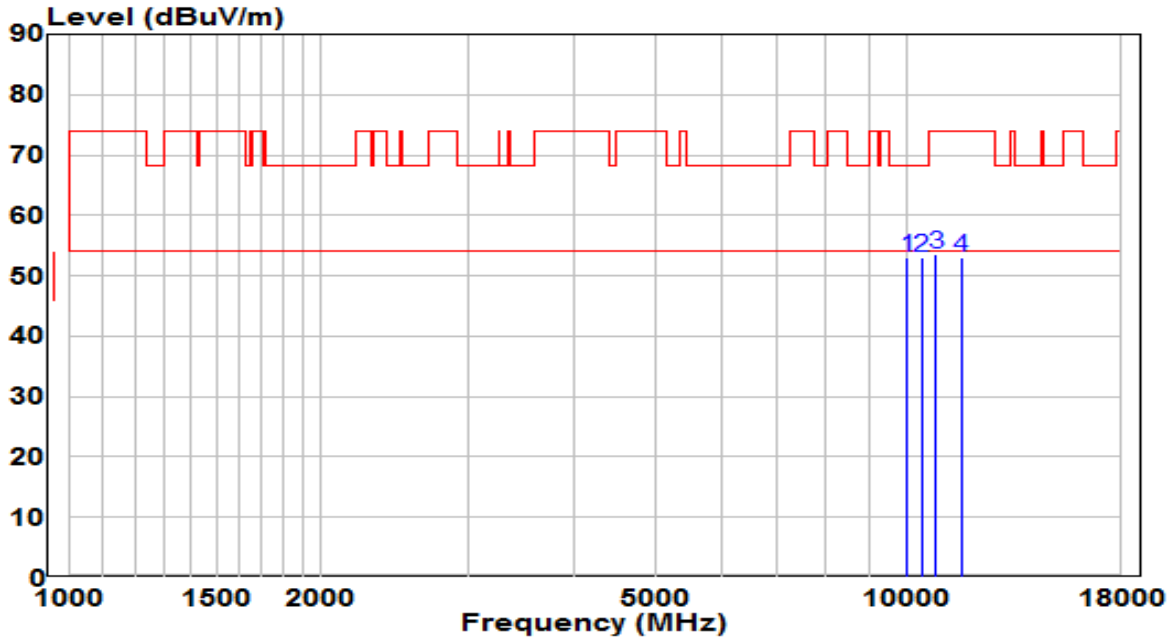

No		Frequency (MHz)	Reading (dBuV)	C.F (dB)	Measurement (dBuV/m)	Margin (dB)	Limit (dBuV/m)	Remark (QP/PK/AV)
1		10001.500	37.73	15.26	53.00	-15.20	68.20	Peak
2	*	10392.500	36.48	16.52	53.01	-15.19	68.20	Peak
3		10826.000	36.18	17.33	53.51	-20.49	74.00	Peak
4		11582.500	35.15	18.01	53.17	-20.83	74.00	Peak

Note:

1. " *", means this data is the worst emission level.
2. C.F (Correction Factor) = Antenna Factor (dB)+ Cable Loss (dB) – Preamplifier(dB).
3. Measurement (dBuV/m) = Reading(dBuV) + C.F (Correction Factor).
4. The emission levels of other frequencies are very lower than the limit and not show in test report.

EUT	AX6600 Tri-Band Wi-Fi 6 Router	Date of Test	2020-04-27
Factor	BBHA 9120D_1-18GHz_2020	Temp. / Humidity	22.8°C /36.4%
Polarity	Horizontal	Site / Test Engineer	AC1 / Kevin Ker
Test Mode	Transmit by 802.11ac-VHT20 at channel 5580MHz (Beamforming Mode)	Test Voltage	120V/60Hz

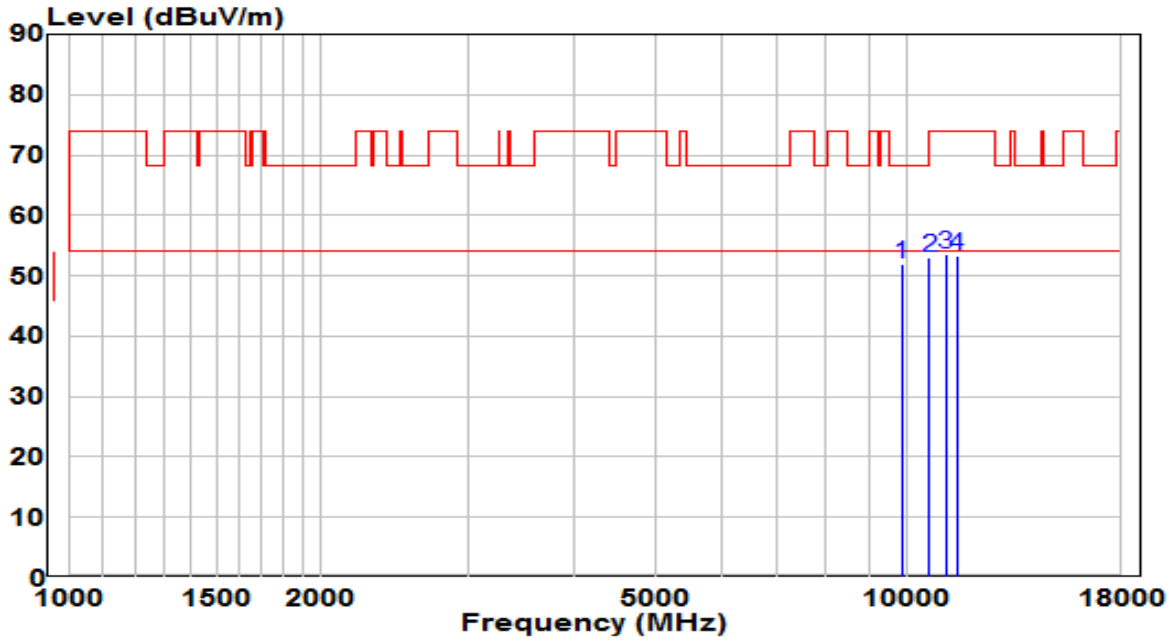

No		Frequency (MHz)	Reading (dBuV)	C.F (dB)	Measurement (dBuV/m)	Margin (dB)	Limit (dBuV/m)	Remark (QP/PK/AV)
1	*	9840.000	37.32	14.74	52.06	-16.14	68.20	Peak
2		10605.000	36.01	17.02	53.03	-20.97	74.00	Peak
3		11123.500	35.95	17.70	53.65	-20.35	74.00	Peak
4		11446.500	35.31	18.00	53.31	-20.69	74.00	Peak

Note:

1. " *", means this data is the worst emission level.
2. C.F (Correction Factor) = Antenna Factor (dB)+ Cable Loss (dB) – Preamplifier(dB).
3. Measurement (dBuV/m) = Reading(dBuV) + C.F (Correction Factor).
4. The emission levels of other frequencies are very lower than the limit and not show in test report.

EUT	AX6600 Tri-Band Wi-Fi 6 Router	Date of Test	2020-04-27
Factor	BBHA 9120D_1-18GHz_2020	Temp. / Humidity	22.8°C /36.4%
Polarity	Vertical	Site / Test Engineer	AC1 / Kevin Ker
Test Mode	Transmit by 802.11ac-VHT20 at channel 5580MHz (Beamforming Mode)	Test Voltage	120V/60Hz

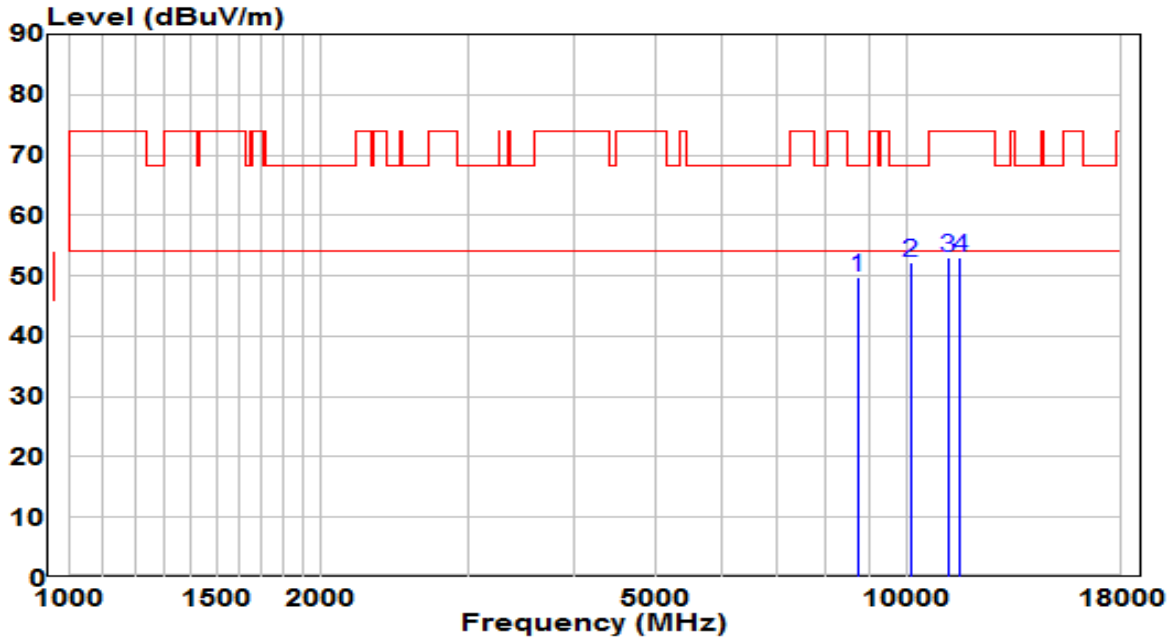

No		Frequency (MHz)	Reading (dBuV)	C.F (dB)	Measurement (dBuV/m)	Margin (dB)	Limit (dBuV/m)	Remark (QP/PK/AV)
1		8718.000	36.82	13.03	49.85	-18.35	68.20	Peak
2	*	10086.500	36.75	15.54	52.29	-15.91	68.20	Peak
3		11191.500	35.35	17.76	53.11	-20.89	74.00	Peak
4		11557.000	34.97	18.02	52.99	-21.01	74.00	Peak

Note:

1. " *", means this data is the worst emission level.
2. C.F (Correction Factor) = Antenna Factor (dB)+ Cable Loss (dB) – Preamplifier(dB).
3. Measurement (dBuV/m) = Reading(dBuV) + C.F (Correction Factor).
4. The emission levels of other frequencies are very lower than the limit and not show in test report.

EUT	AX6600 Tri-Band Wi-Fi 6 Router	Date of Test	2020-04-27
Factor	BBHA 9120D_1-18GHz_2020	Temp. / Humidity	22.8°C /36.4%
Polarity	Horizontal	Site / Test Engineer	AC1 / Kevin Ker
Test Mode	Transmit by 802.11ac-VHT20 at channel 5700MHz (Beamforming Mode)	Test Voltage	120V/60Hz

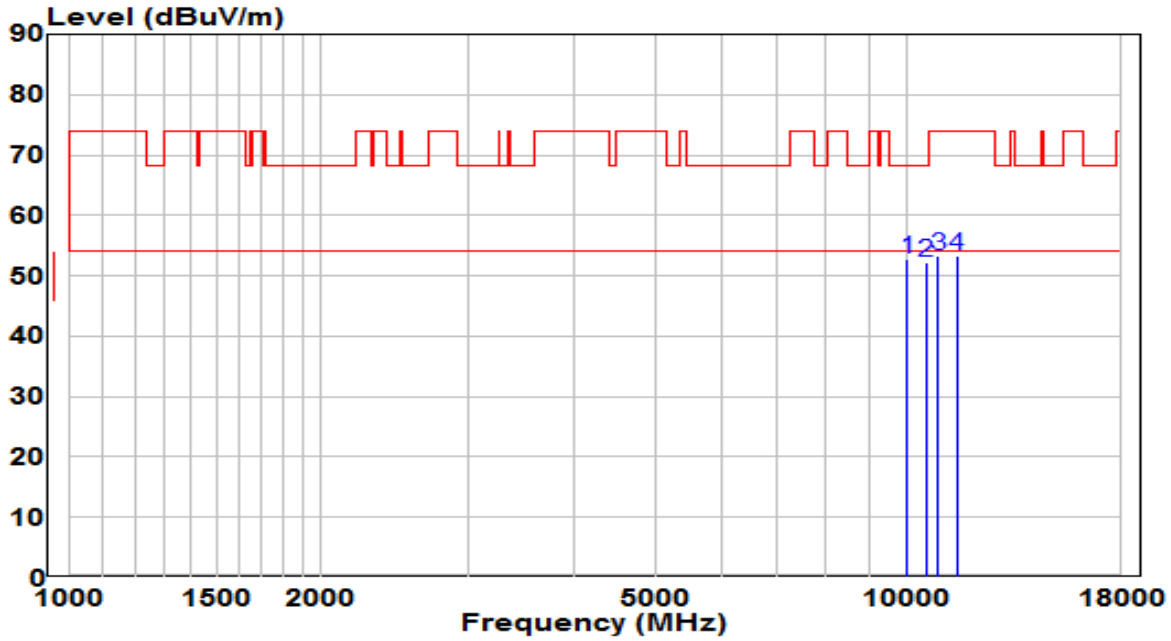

No		Frequency (MHz)	Reading (dBuV)	C.F (dB)	Measurement (dBuV/m)	Margin (dB)	Limit (dBuV/m)	Remark (QP/PK/AV)
1	*	10010.000	37.55	15.29	52.85	-15.35	68.20	Peak
2		10528.500	35.38	16.91	52.29	-15.91	68.20	Peak
3		10868.500	36.02	17.39	53.41	-20.59	74.00	Peak
4		11455.000	35.16	18.01	53.17	-20.83	74.00	Peak

Note:

1. " *", means this data is the worst emission level.
2. C.F (Correction Factor) = Antenna Factor (dB)+ Cable Loss (dB) – Preamplifier(dB).
3. Measurement (dBuV/m) = Reading(dBuV) + C.F (Correction Factor).
4. The emission levels of other frequencies are very lower than the limit and not show in test report.

EUT	AX6600 Tri-Band Wi-Fi 6 Router	Date of Test	2020-04-27
Factor	BBHA 9120D_1-18GHz_2020	Temp. / Humidity	22.8°C /36.4%
Polarity	Vertical	Site / Test Engineer	AC1 / Kevin Ker
Test Mode	Transmit by 802.11ac-VHT20 at channel 5700MHz (Beamforming Mode)	Test Voltage	120V/60Hz

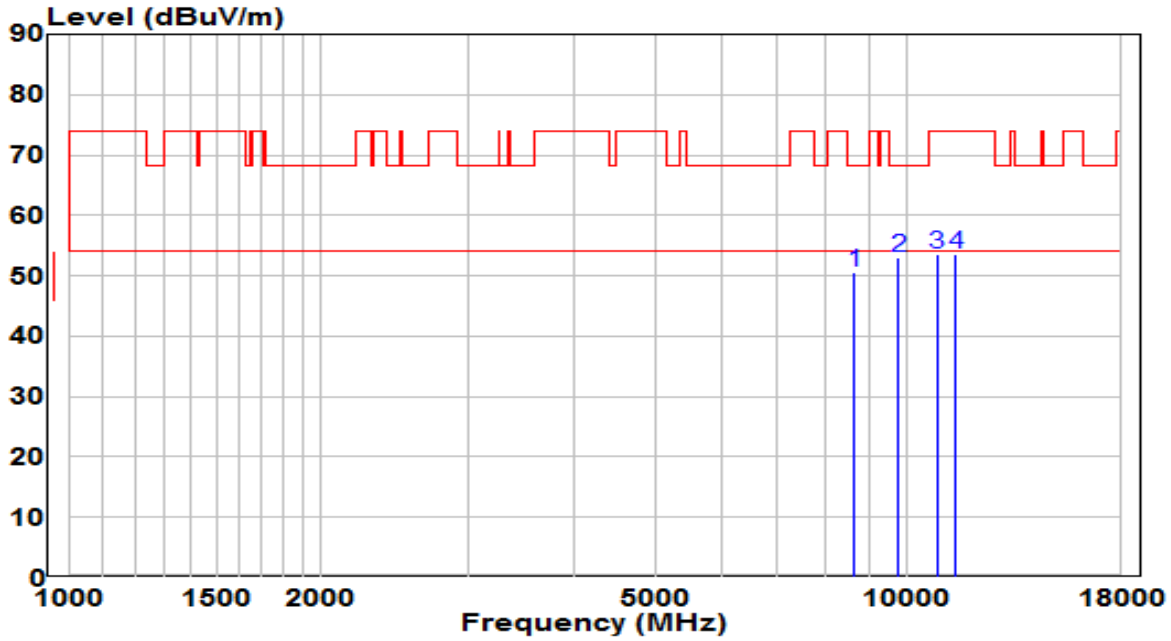

No		Frequency (MHz)	Reading (dBuV)	C.F (dB)	Measurement (dBuV/m)	Margin (dB)	Limit (dBuV/m)	Remark (QP/PK/AV)
1		8658.500	37.64	12.88	50.52	-17.68	68.20	Peak
2	*	9755.000	38.50	14.46	52.96	-15.24	68.20	Peak
3		10843.000	36.14	17.36	53.50	-20.50	74.00	Peak
4		11412.500	35.52	17.97	53.49	-20.51	74.00	Peak

Note:

1. " *", means this data is the worst emission level.
2. C.F (Correction Factor) = Antenna Factor (dB)+ Cable Loss (dB) – Preamplifier(dB).
3. Measurement (dBuV/m) = Reading(dBuV) + C.F (Correction Factor).
4. The emission levels of other frequencies are very lower than the limit and not show in test report.

EUT	AX6600 Tri-Band Wi-Fi 6 Router	Date of Test	2020-04-27
Factor	BBHA 9120D_1-18GHz_2020	Temp. / Humidity	22.8°C /36.4%
Polarity	Horizontal	Site / Test Engineer	AC1 / Kevin Ker
Test Mode	Transmit by 802.11ac-VHT20 at channel 5720MHz (Beamforming Mode)	Test Voltage	120V/60Hz

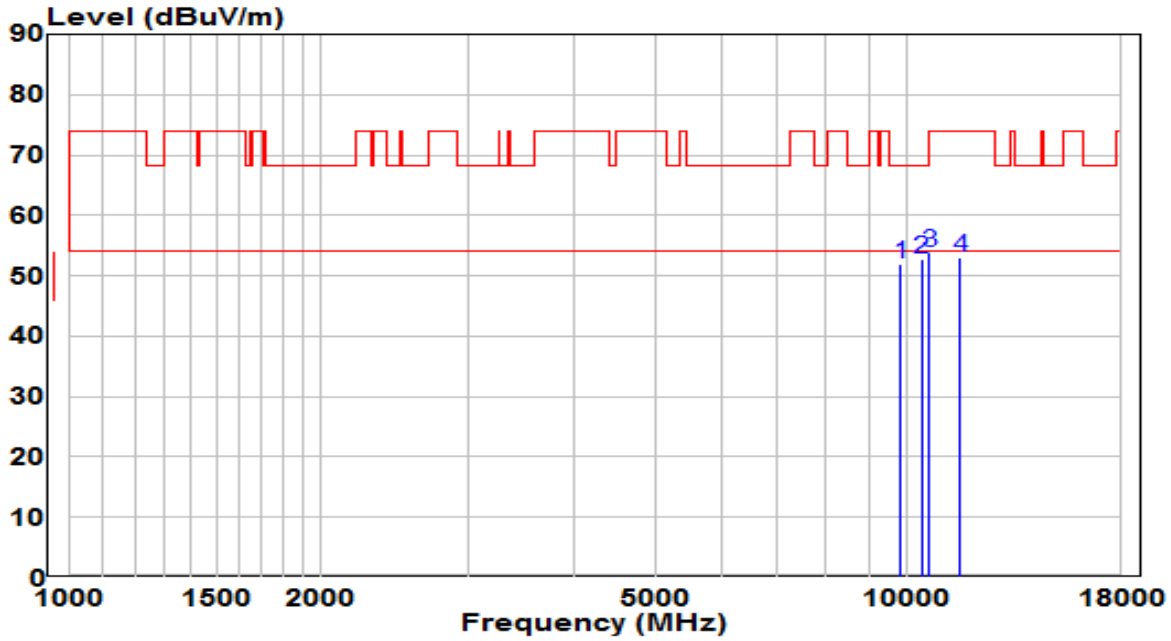

No		Frequency (MHz)	Reading (dBuV)	C.F (dB)	Measurement (dBuV/m)	Margin (dB)	Limit (dBuV/m)	Remark (QP/PK/AV)
1		9823.000	37.14	14.68	51.82	-16.38	68.20	Peak
2	*	10401.000	36.22	16.55	52.77	-15.43	68.20	Peak
3		10630.500	36.87	17.06	53.93	-20.07	74.00	Peak
4		11548.500	34.90	18.03	52.93	-21.07	74.00	Peak

Note:

1. " *", means this data is the worst emission level.
2. C.F (Correction Factor) = Antenna Factor (dB)+ Cable Loss (dB) – Preamplifier(dB).
3. Measurement (dBuV/m) = Reading(dBuV) + C.F (Correction Factor).
4. The emission levels of other frequencies are very lower than the limit and not show in test report.

EUT	AX6600 Tri-Band Wi-Fi 6 Router	Date of Test	2020-04-27
Factor	BBHA 9120D_1-18GHz_2020	Temp. / Humidity	22.8°C /36.4%
Polarity	Vertical	Site / Test Engineer	AC1 / Kevin Ker
Test Mode	Transmit by 802.11ac-VHT20 at channel 5720MHz (Beamforming Mode)	Test Voltage	120V/60Hz

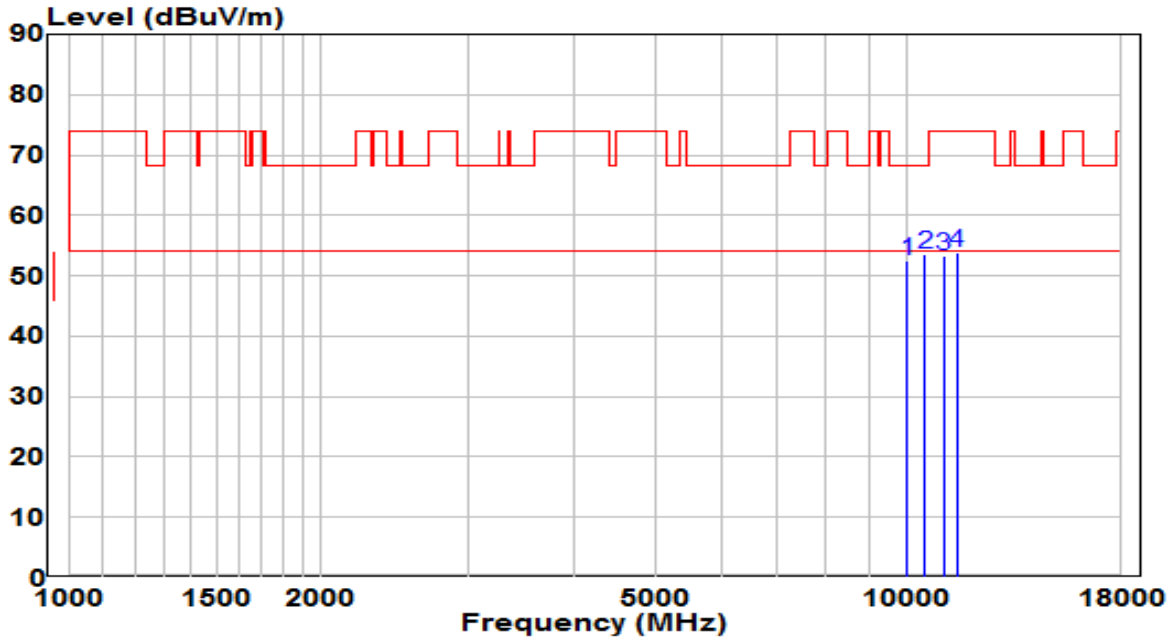

No		Frequency (MHz)	Reading (dBuV)	C.F (dB)	Measurement (dBuV/m)	Margin (dB)	Limit (dBuV/m)	Remark (QP/PK/AV)
1		10001.500	37.26	15.26	52.53	-15.67	68.20	Peak
2	*	10503.000	36.80	16.87	53.67	-14.53	68.20	Peak
3		11030.000	35.62	17.61	53.23	-20.77	74.00	Peak
4		11455.000	35.74	18.01	53.74	-20.26	74.00	Peak

Note:

1. " *", means this data is the worst emission level.
2. C.F (Correction Factor) = Antenna Factor (dB)+ Cable Loss (dB) – Preamplifier(dB).
3. Measurement (dBuV/m) = Reading(dBuV) + C.F (Correction Factor).
4. The emission levels of other frequencies are very lower than the limit and not show in test report.

EUT	AX6600 Tri-Band Wi-Fi 6 Router	Date of Test	2020-04-27
Factor	BBHA 9120D_1-18GHz_2020	Temp. / Humidity	22.8°C /36.4%
Polarity	Horizontal	Site / Test Engineer	AC1 / Kevin Ker
Test Mode	Transmit by 802.11ac-VHT20 at channel 5745MHz (Beamforming Mode)	Test Voltage	120V/60Hz

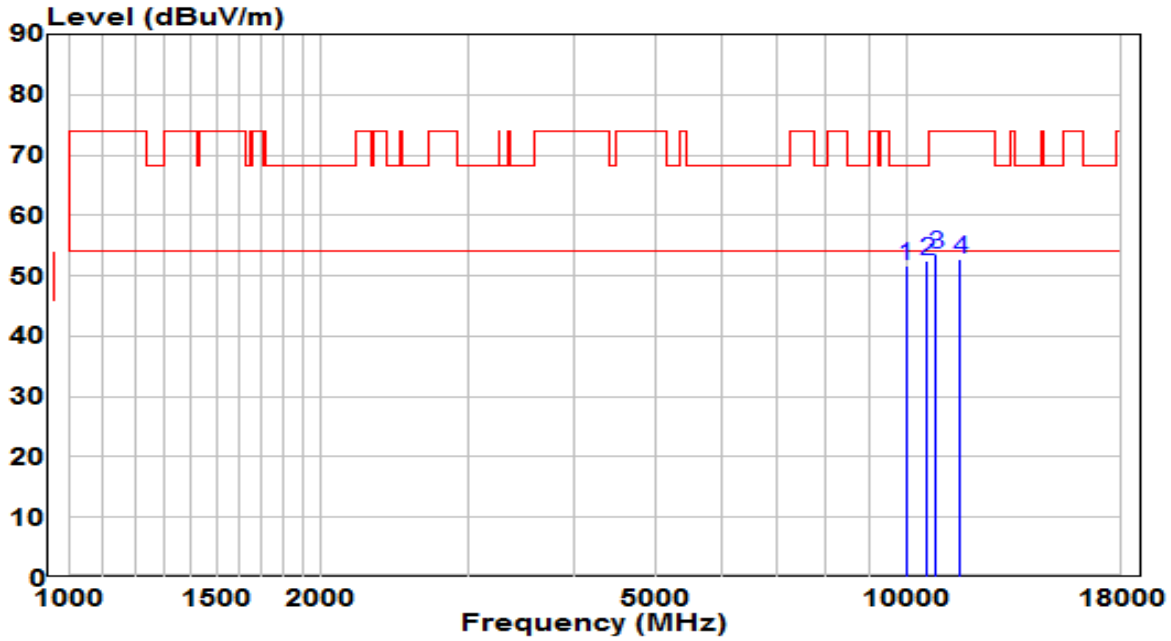

No		Frequency (MHz)	Reading (dBuV)	C.F (dB)	Measurement (dBuV/m)	Margin (dB)	Limit (dBuV/m)	Remark (QP/PK/AV)
1		9967.500	36.46	15.15	51.61	-16.59	68.20	Peak
2	*	10545.500	35.69	16.93	52.62	-15.58	68.20	Peak
3		10800.500	36.21	17.30	53.50	-20.50	74.00	Peak
4		11557.000	34.84	18.02	52.87	-21.13	74.00	Peak

Note:

1. " *", means this data is the worst emission level.
2. C.F (Correction Factor) = Antenna Factor (dB)+ Cable Loss (dB) – Preamplifier(dB).
3. Measurement (dBuV/m) = Reading(dBuV) + C.F (Correction Factor).
4. The emission levels of other frequencies are very lower than the limit and not show in test report.

EUT	AX6600 Tri-Band Wi-Fi 6 Router	Date of Test	2020-04-27
Factor	BBHA 9120D_1-18GHz_2020	Temp. / Humidity	22.8°C /36.4%
Polarity	Vertical	Site / Test Engineer	AC1 / Kevin Ker
Test Mode	Transmit by 802.11ac-VHT20 at channel 5745MHz (Beamforming Mode)	Test Voltage	120V/60Hz

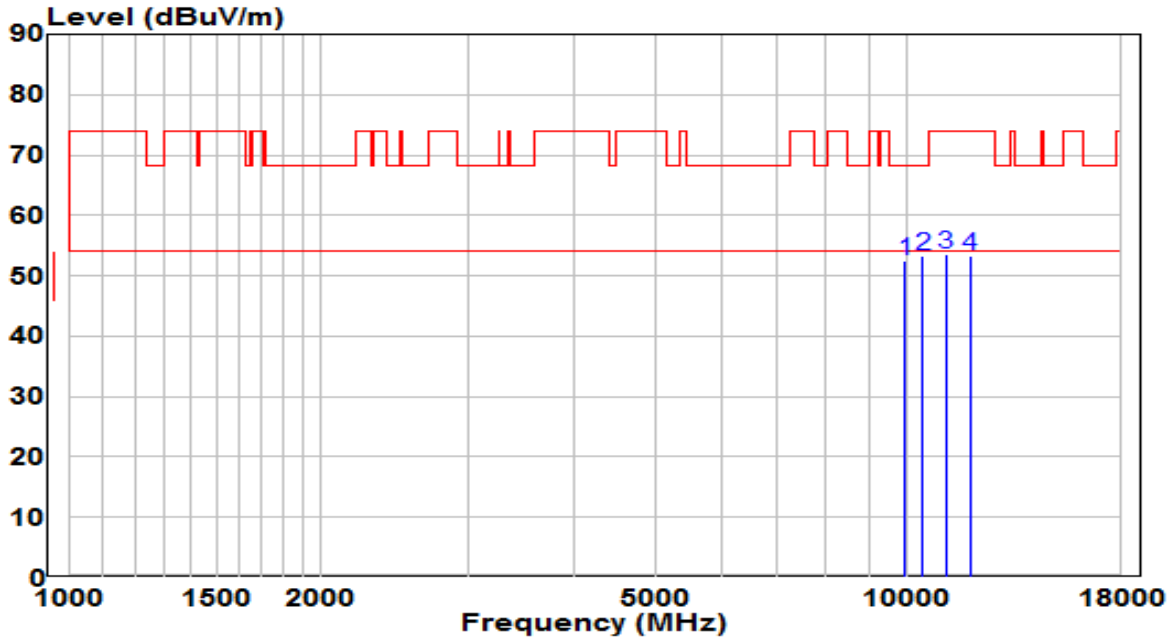

No		Frequency (MHz)	Reading (dBuV)	C.F (dB)	Measurement (dBuV/m)	Margin (dB)	Limit (dBuV/m)	Remark (QP/PK/AV)
1		9950.500	37.32	15.10	52.42	-15.78	68.20	Peak
2	*	10443.500	36.71	16.69	53.40	-14.80	68.20	Peak
3		11098.000	35.96	17.67	53.64	-20.36	74.00	Peak
4		11880.000	35.54	17.88	53.41	-20.59	74.00	Peak

Note:

1. " *", means this data is the worst emission level.
2. C.F (Correction Factor) = Antenna Factor (dB)+ Cable Loss (dB) – Preamplifier(dB).
3. Measurement (dBuV/m) = Reading(dBuV) + C.F (Correction Factor).
4. The emission levels of other frequencies are very lower than the limit and not show in test report.

EUT	AX6600 Tri-Band Wi-Fi 6 Router	Date of Test	2020-04-27
Factor	BBHA 9120D_1-18GHz_2020	Temp. / Humidity	22.8°C /36.4%
Polarity	Horizontal	Site / Test Engineer	AC1 / Kevin Ker
Test Mode	Transmit by 802.11ac-VHT20 at channel 5785MHz (Beamforming Mode)	Test Voltage	120V/60Hz

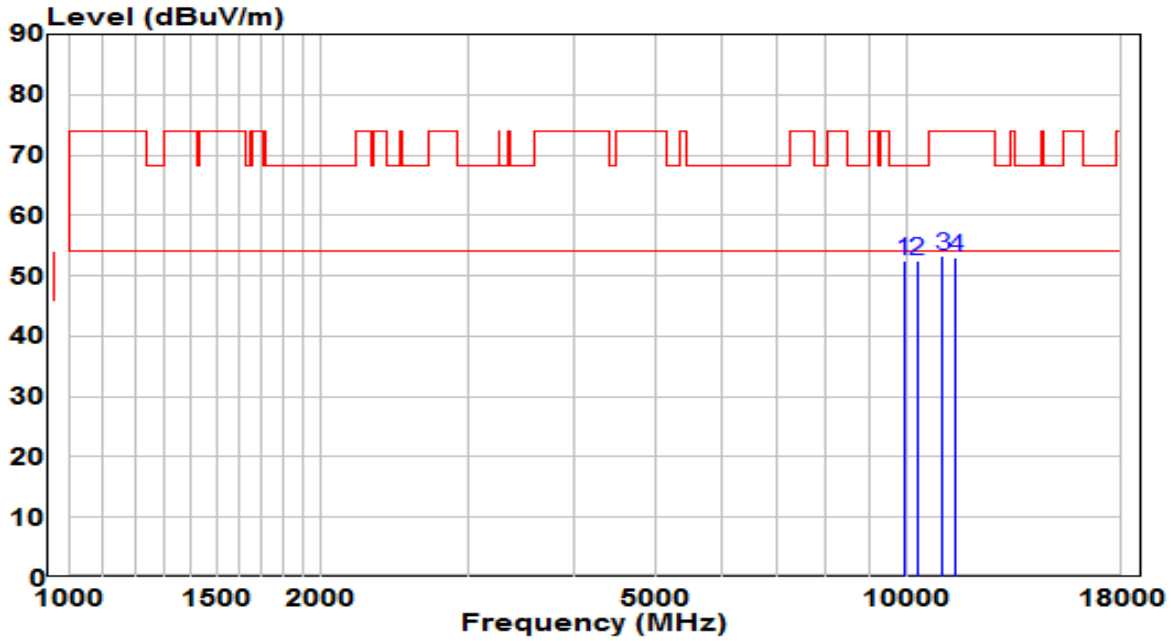

No		Frequency (MHz)	Reading (dBuV)	C.F (dB)	Measurement (dBuV/m)	Margin (dB)	Limit (dBuV/m)	Remark (QP/PK/AV)
1	*	9916.500	37.54	14.99	52.53	-15.67	68.20	Peak
2		10273.500	36.29	16.14	52.43	-15.77	68.20	Peak
3		11021.500	35.79	17.60	53.39	-20.61	74.00	Peak
4		11412.500	35.06	17.97	53.03	-20.97	74.00	Peak

Note:

1. " *", means this data is the worst emission level.
2. C.F (Correction Factor) = Antenna Factor (dB)+ Cable Loss (dB) – Preamplifier(dB).
3. Measurement (dBuV/m) = Reading(dBuV) + C.F (Correction Factor).
4. The emission levels of other frequencies are very lower than the limit and not show in test report.

EUT	AX6600 Tri-Band Wi-Fi 6 Router	Date of Test	2020-04-27
Factor	BBHA 9120D_1-18GHz_2020	Temp. / Humidity	22.8°C /36.4%
Polarity	Vertical	Site / Test Engineer	AC1 / Kevin Ker
Test Mode	Transmit by 802.11ac-VHT20 at channel 5785MHz (Beamforming Mode)	Test Voltage	120V/60Hz

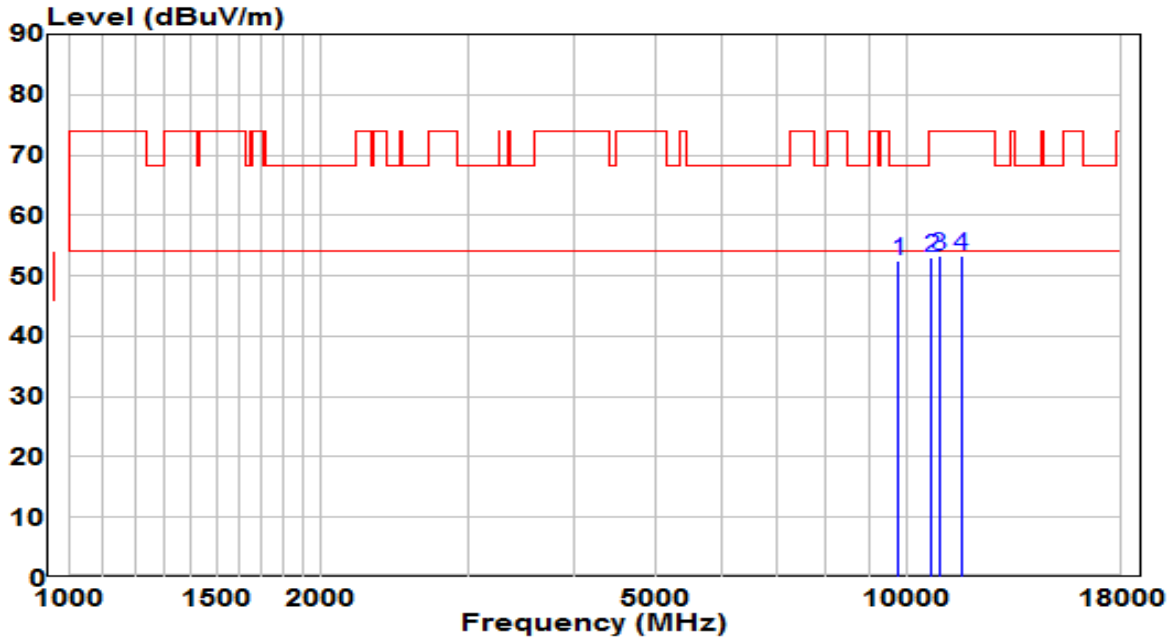

No		Frequency (MHz)	Reading (dBuV)	C.F (dB)	Measurement (dBuV/m)	Margin (dB)	Limit (dBuV/m)	Remark (QP/PK/AV)
1	*	9746.500	38.15	14.43	52.58	-15.62	68.20	Peak
2		10681.500	35.83	17.13	52.96	-21.04	74.00	Peak
3		10911.000	35.74	17.45	53.19	-20.81	74.00	Peak
4		11591.000	35.26	18.01	53.27	-20.73	74.00	Peak

Note:

1. " *", means this data is the worst emission level.
2. C.F (Correction Factor) = Antenna Factor (dB)+ Cable Loss (dB) – Preamplifier(dB).
3. Measurement (dBuV/m) = Reading(dBuV) + C.F (Correction Factor).
4. The emission levels of other frequencies are very lower than the limit and not show in test report.

EUT	AX6600 Tri-Band Wi-Fi 6 Router	Date of Test	2020-04-27
Factor	BBHA 9120D_1-18GHz_2020	Temp. / Humidity	22.8°C /36.4%
Polarity	Horizontal	Site / Test Engineer	AC1 / Kevin Ker
Test Mode	Transmit by 802.11ac-VHT20 at channel 5825MHz (Beamforming Mode)	Test Voltage	120V/60Hz

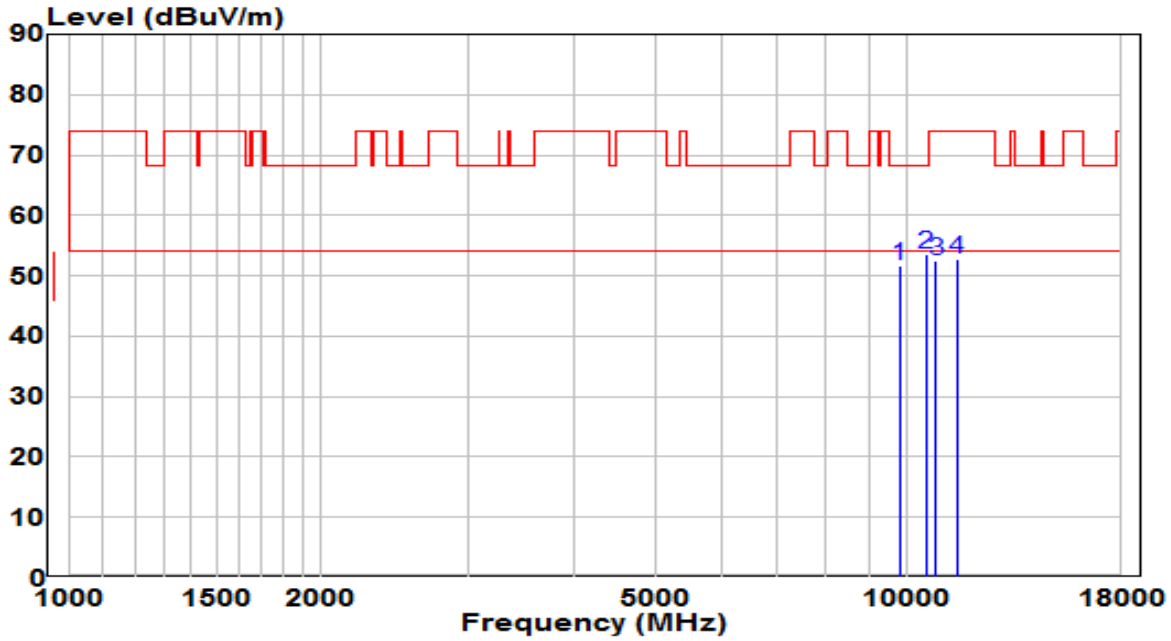

No		Frequency (MHz)	Reading (dBuV)	C.F (dB)	Measurement (dBuV/m)	Margin (dB)	Limit (dBuV/m)	Remark (QP/PK/AV)
1		9789.000	37.17	14.57	51.74	-16.46	68.20	Peak
2	*	10511.500	36.79	16.89	53.68	-14.52	68.20	Peak
3		10809.000	35.22	17.31	52.52	-21.48	74.00	Peak
4		11463.500	34.79	18.02	52.81	-21.19	74.00	Peak

Note:

1. " *", means this data is the worst emission level.
2. C.F (Correction Factor) = Antenna Factor (dB)+ Cable Loss (dB) – Preamplifier(dB).
3. Measurement (dBuV/m) = Reading(dBuV) + C.F (Correction Factor).
4. The emission levels of other frequencies are very lower than the limit and not show in test report.

EUT	AX6600 Tri-Band Wi-Fi 6 Router	Date of Test	2020-04-27
Factor	BBHA 9120D_1-18GHz_2020	Temp. / Humidity	22.8°C /36.4%
Polarity	Vertical	Site / Test Engineer	AC1 / Kevin Ker
Test Mode	Transmit by 802.11ac-VHT20 at channel 5825MHz (Beamforming Mode)	Test Voltage	120V/60Hz

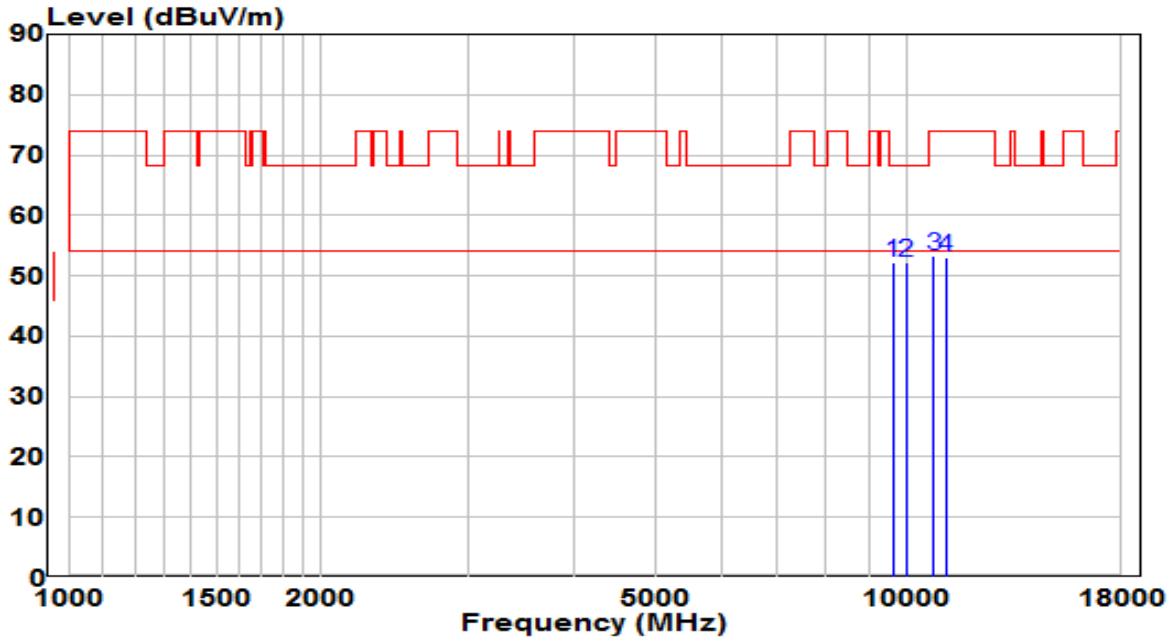

No		Frequency (MHz)	Reading (dBuV)	C.F (dB)	Measurement (dBuV/m)	Margin (dB)	Limit (dBuV/m)	Remark (QP/PK/AV)
1	*	9602.000	38.30	13.95	52.25	-15.95	68.20	Peak
2		9976.000	37.00	15.18	52.18	-16.02	68.20	Peak
3		10758.000	36.16	17.24	53.40	-20.60	74.00	Peak
4		11098.000	35.39	17.67	53.06	-20.94	74.00	Peak

Note:

1. " *", means this data is the worst emission level.
2. C.F (Correction Factor) = Antenna Factor (dB)+ Cable Loss (dB) – Preamplifier(dB).
3. Measurement (dBuV/m) = Reading(dBuV) + C.F (Correction Factor).
4. The emission levels of other frequencies are very lower than the limit and not show in test report.

EUT	AX6600 Tri-Band Wi-Fi 6 Router	Date of Test	2020-04-27
Factor	BBHA 9120D_1-18GHz_2020	Temp. / Humidity	22.8°C /36.4%
Polarity	Horizontal	Site / Test Engineer	AC1 / Kevin Ker
Test Mode	Transmit by 802.11ac-VHT40 at channel 5190MHz (Beamforming Mode)	Test Voltage	120V/60Hz

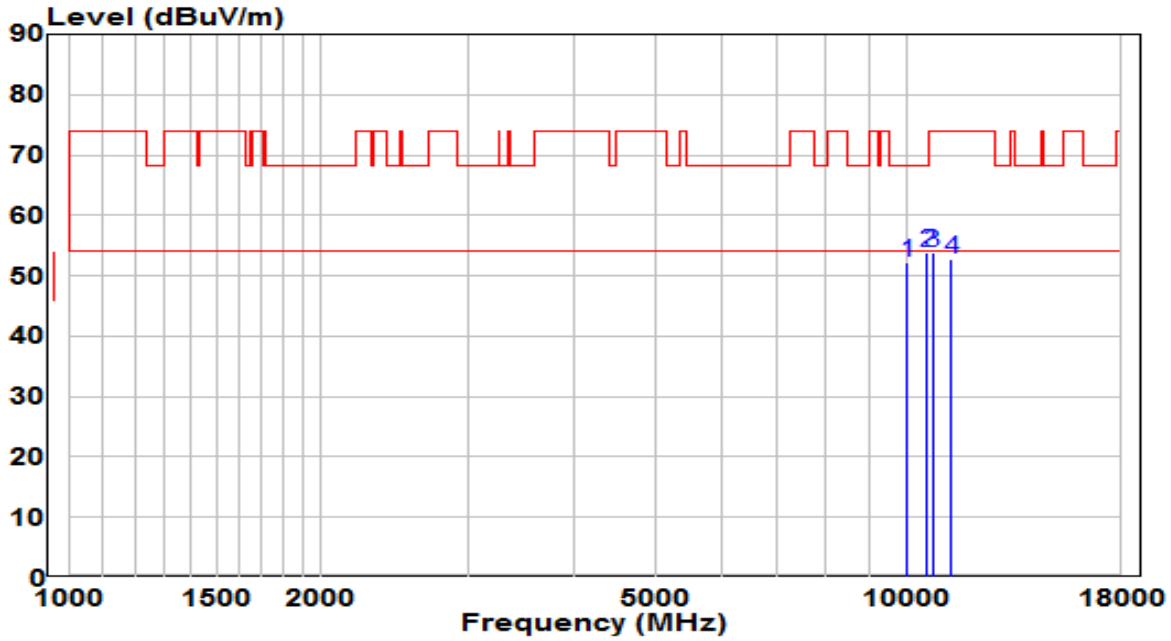

No		Frequency (MHz)	Reading (dBuV)	C.F (dB)	Measurement (dBuV/m)	Margin (dB)	Limit (dBuV/m)	Remark (QP/PK/AV)
1		10010.000	36.98	15.29	52.28	-15.92	68.20	Peak
2	*	10562.500	36.85	16.96	53.81	-14.39	68.20	Peak
3		10724.000	36.66	17.19	53.85	-20.15	74.00	Peak
4		11276.500	34.97	17.84	52.81	-21.19	74.00	Peak

Note:

1. " *", means this data is the worst emission level.
2. C.F (Correction Factor) = Antenna Factor (dB)+ Cable Loss (dB) – Preamplifier(dB).
3. Measurement (dBuV/m) = Reading(dBuV) + C.F (Correction Factor).
4. The emission levels of other frequencies are very lower than the limit and not show in test report.

EUT	AX6600 Tri-Band Wi-Fi 6 Router	Date of Test	2020-04-27
Factor	BBHA 9120D_1-18GHz_2020	Temp. / Humidity	22.8°C /36.4%
Polarity	Vertical	Site / Test Engineer	AC1 / Kevin Ker
Test Mode	Transmit by 802.11ac-VHT40 at channel 5190MHz (Beamforming Mode)	Test Voltage	120V/60Hz

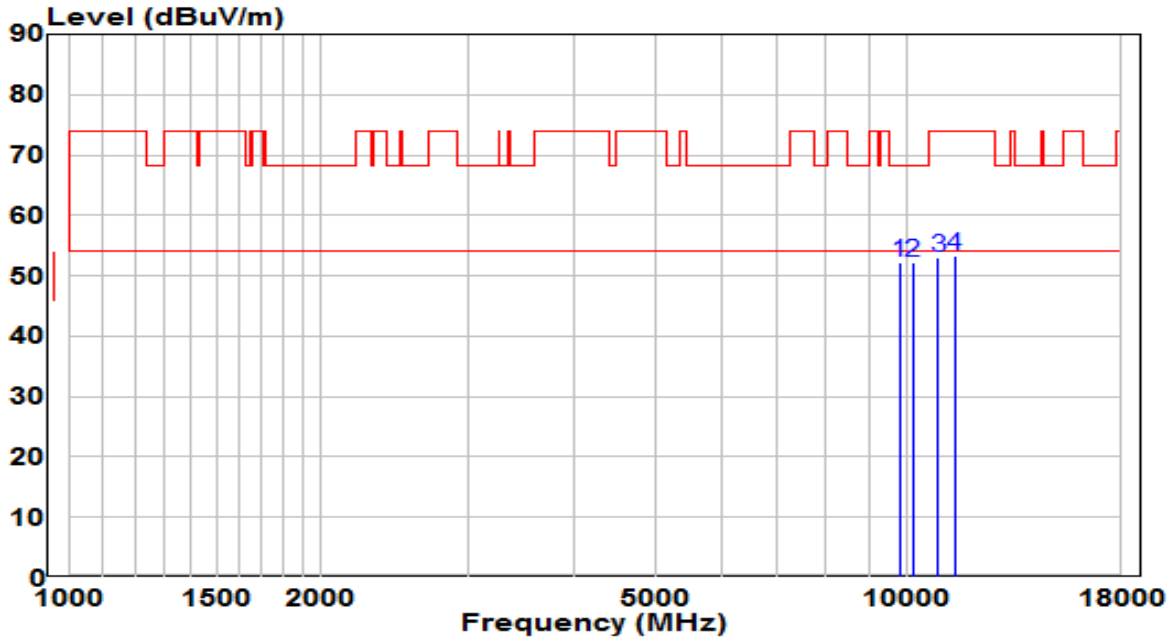

No		Frequency (MHz)	Reading (dBuV)	C.F (dB)	Measurement (dBuV/m)	Margin (dB)	Limit (dBuV/m)	Remark (QP/PK/AV)
1		9789.000	37.54	14.57	52.11	-16.09	68.20	Peak
2	*	10146.000	36.58	15.73	52.31	-15.89	68.20	Peak
3		10877.000	35.68	17.41	53.09	-20.91	74.00	Peak
4		11378.500	35.26	17.94	53.20	-20.80	74.00	Peak

Note:

1. " *", means this data is the worst emission level.
2. C.F (Correction Factor) = Antenna Factor (dB)+ Cable Loss (dB) – Preamplifier(dB).
3. Measurement (dBuV/m) = Reading(dBuV) + C.F (Correction Factor).
4. The emission levels of other frequencies are very lower than the limit and not show in test report.

EUT	AX6600 Tri-Band Wi-Fi 6 Router	Date of Test	2020-04-27
Factor	BBHA 9120D_1-18GHz_2020	Temp. / Humidity	22.8°C /36.4%
Polarity	Horizontal	Site / Test Engineer	AC1 / Kevin Ker
Test Mode	Transmit by 802.11ac-VHT40 at channel 5230MHz (Beamforming Mode)	Test Voltage	120V/60Hz

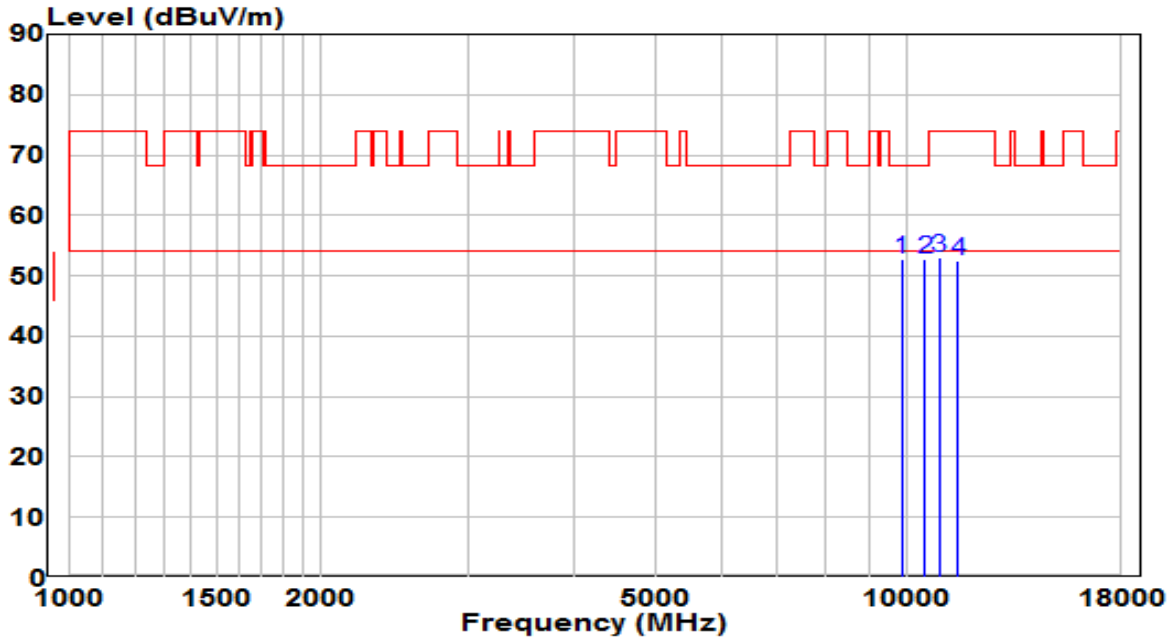

No		Frequency (MHz)	Reading (dBuV)	C.F (dB)	Measurement (dBuV/m)	Margin (dB)	Limit (dBuV/m)	Remark (QP/PK/AV)
1		9857.000	37.95	14.79	52.74	-15.46	68.20	Peak
2	*	10494.500	35.90	16.85	52.75	-15.45	68.20	Peak
3		10919.500	35.63	17.47	53.10	-20.90	74.00	Peak
4		11489.000	34.53	18.04	52.57	-21.43	74.00	Peak

Note:

1. " *", means this data is the worst emission level.
2. C.F (Correction Factor) = Antenna Factor (dB)+ Cable Loss (dB) – Preamplifier(dB).
3. Measurement (dBuV/m) = Reading(dBuV) + C.F (Correction Factor).
4. The emission levels of other frequencies are very lower than the limit and not show in test report.

EUT	AX6600 Tri-Band Wi-Fi 6 Router	Date of Test	2020-04-27
Factor	BBHA 9120D_1-18GHz_2020	Temp. / Humidity	22.8°C /36.4%
Polarity	Vertical	Site / Test Engineer	AC1 / Kevin Ker
Test Mode	Transmit by 802.11ac-VHT40 at channel 5230MHz (Beamforming Mode)	Test Voltage	120V/60Hz

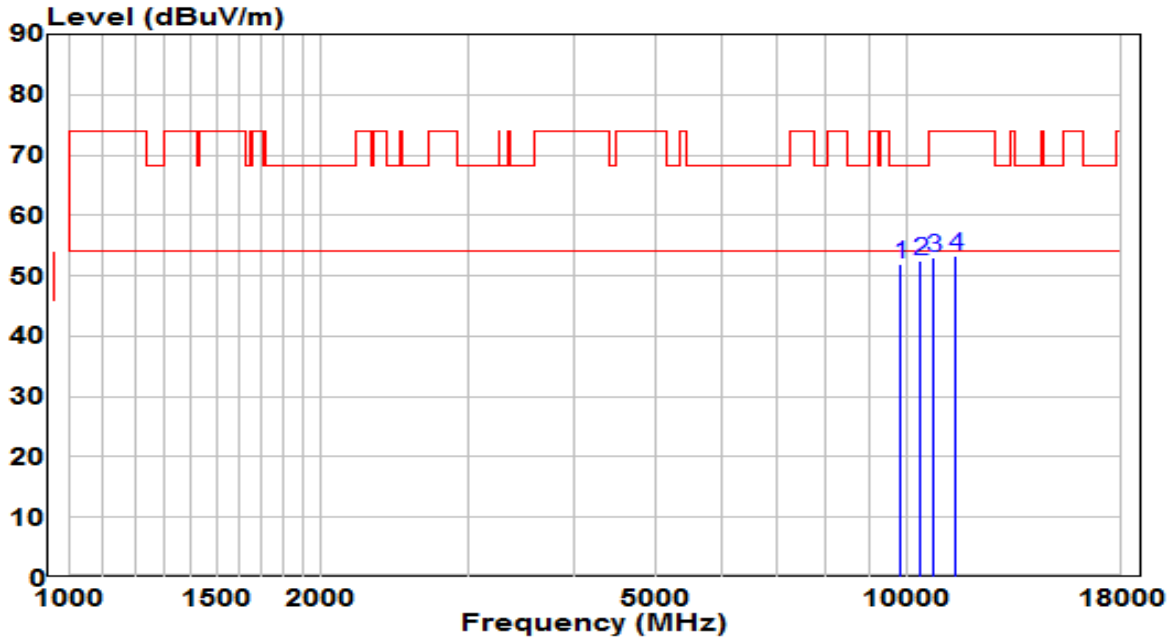

No		Frequency (MHz)	Reading (dBuV)	C.F (dB)	Measurement (dBuV/m)	Margin (dB)	Limit (dBuV/m)	Remark (QP/PK/AV)
1		9831.500	37.29	14.71	51.99	-16.21	68.20	Peak
2	*	10350.000	36.20	16.39	52.59	-15.61	68.20	Peak
3		10758.000	35.93	17.24	53.16	-20.84	74.00	Peak
4		11429.500	35.41	17.98	53.40	-20.60	74.00	Peak

Note:

1. " *", means this data is the worst emission level.
2. C.F (Correction Factor) = Antenna Factor (dB)+ Cable Loss (dB) – Preamplifier(dB).
3. Measurement (dBuV/m) = Reading(dBuV) + C.F (Correction Factor).
4. The emission levels of other frequencies are very lower than the limit and not show in test report.

EUT	AX6600 Tri-Band Wi-Fi 6 Router	Date of Test	2020-04-27
Factor	BBHA 9120D_1-18GHz_2020	Temp. / Humidity	22.8°C /36.4%
Polarity	Horizontal	Site / Test Engineer	AC1 / Kevin Ker
Test Mode	Transmit by 802.11ac-VHT40 at channel 5510MHz (Beamforming Mode)	Test Voltage	120V/60Hz

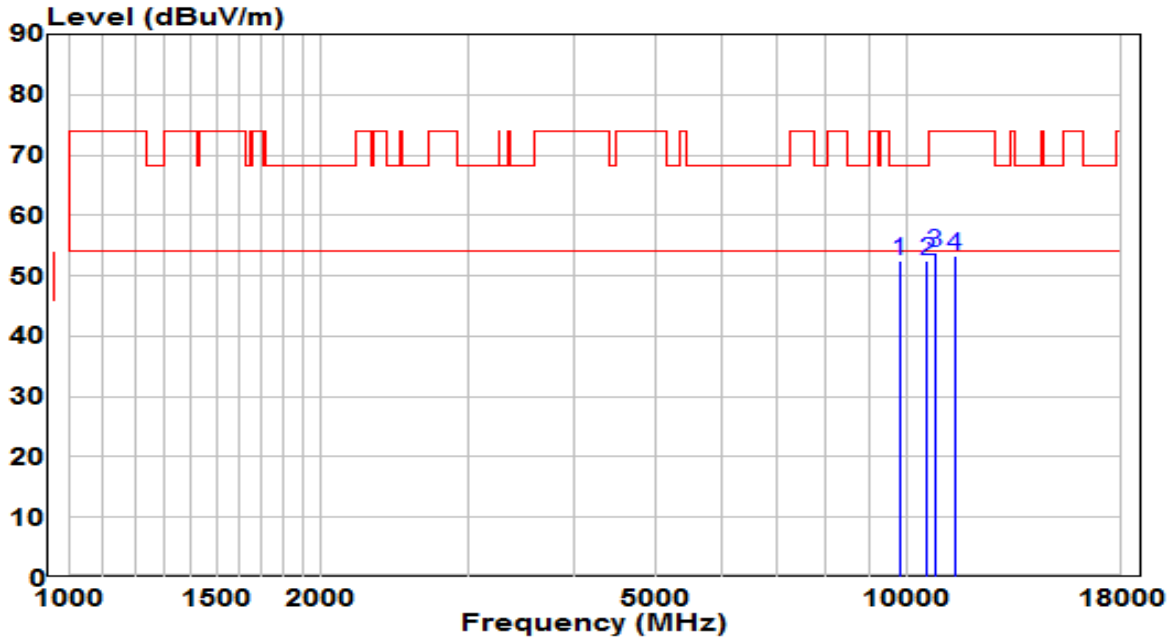

No		Frequency (MHz)	Reading (dBuV)	C.F (dB)	Measurement (dBuV/m)	Margin (dB)	Limit (dBuV/m)	Remark (QP/PK/AV)
1		9780.500	37.90	14.54	52.44	-15.76	68.20	Peak
2	*	10571.000	35.64	16.97	52.61	-15.59	68.20	Peak
3		10792.000	36.69	17.29	53.97	-20.03	74.00	Peak
4		11387.000	35.30	17.94	53.25	-20.75	74.00	Peak

Note:

1. " *", means this data is the worst emission level.
2. C.F (Correction Factor) = Antenna Factor (dB)+ Cable Loss (dB) – Preamplifier(dB).
3. Measurement (dBuV/m) = Reading(dBuV) + C.F (Correction Factor).
4. The emission levels of other frequencies are very lower than the limit and not show in test report.

EUT	AX6600 Tri-Band Wi-Fi 6 Router	Date of Test	2020-04-27
Factor	BBHA 9120D_1-18GHz_2020	Temp. / Humidity	22.8°C /36.4%
Polarity	Vertical	Site / Test Engineer	AC1 / Kevin Ker
Test Mode	Transmit by 802.11ac-VHT40 at channel 5510MHz (Beamforming Mode)	Test Voltage	120V/60Hz

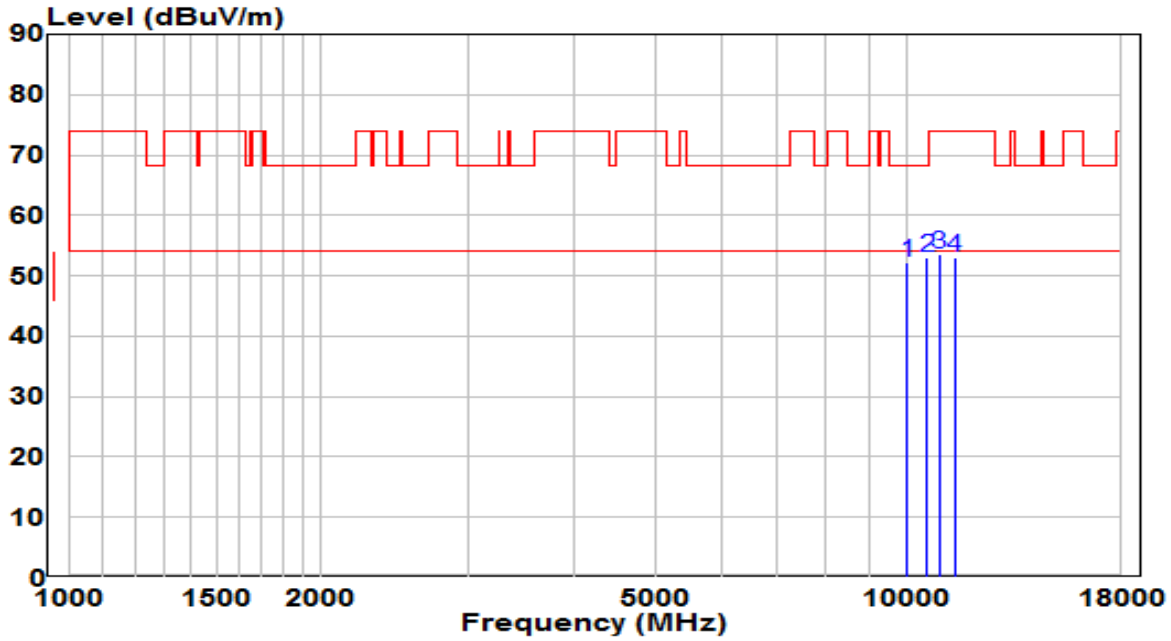

No		Frequency (MHz)	Reading (dBuV)	C.F (dB)	Measurement (dBuV/m)	Margin (dB)	Limit (dBuV/m)	Remark (QP/PK/AV)
1		10001.500	37.08	15.26	52.35	-15.85	68.20	Peak
2	*	10545.500	35.99	16.93	52.92	-15.28	68.20	Peak
3		10911.000	36.14	17.45	53.59	-20.41	74.00	Peak
4		11370.000	35.08	17.93	53.01	-20.99	74.00	Peak

Note:

1. " *", means this data is the worst emission level.
2. C.F (Correction Factor) = Antenna Factor (dB)+ Cable Loss (dB) – Preamplifier(dB).
3. Measurement (dBuV/m) = Reading(dBuV) + C.F (Correction Factor).
4. The emission levels of other frequencies are very lower than the limit and not show in test report.

EUT	AX6600 Tri-Band Wi-Fi 6 Router	Date of Test	2020-04-27
Factor	BBHA 9120D_1-18GHz_2020	Temp. / Humidity	22.8°C /36.4%
Polarity	Horizontal	Site / Test Engineer	AC1 / Kevin Ker
Test Mode	Transmit by 802.11ac-VHT40 at channel 5550MHz (Beamforming Mode)	Test Voltage	120V/60Hz

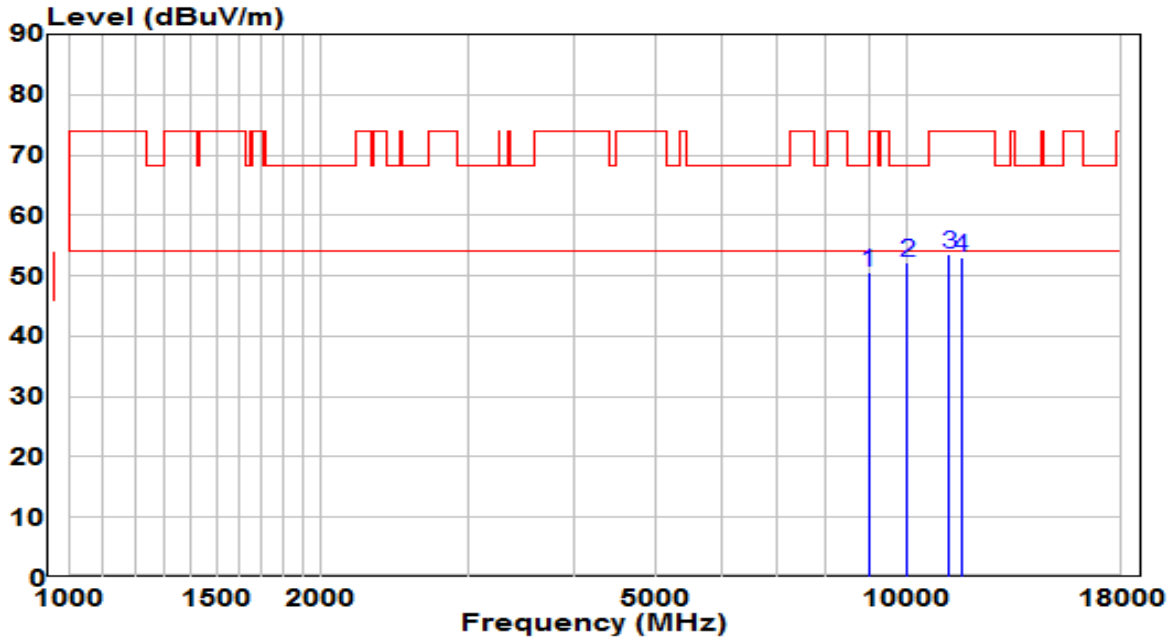

No		Frequency (MHz)	Reading (dBuV)	C.F (dB)	Measurement (dBuV/m)	Margin (dB)	Limit (dBuV/m)	Remark (QP/PK/AV)
1		8998.500	36.82	13.77	50.58	-17.62	68.20	Peak
2	*	9984.500	36.95	15.21	52.16	-16.04	68.20	Peak
3		11217.000	35.71	17.78	53.50	-20.50	74.00	Peak
4		11582.500	35.06	18.01	53.07	-20.93	74.00	Peak

Note:

1. " *", means this data is the worst emission level.
2. C.F (Correction Factor) = Antenna Factor (dB)+ Cable Loss (dB) – Preamplifier(dB).
3. Measurement (dBuV/m) = Reading(dBuV) + C.F (Correction Factor).
4. The emission levels of other frequencies are very lower than the limit and not show in test report.

EUT	AX6600 Tri-Band Wi-Fi 6 Router	Date of Test	2020-04-27
Factor	BBHA 9120D_1-18GHz_2020	Temp. / Humidity	22.8°C /36.4%
Polarity	Vertical	Site / Test Engineer	AC1 / Kevin Ker
Test Mode	Transmit by 802.11ac-VHT40 at channel 5550MHz (Beamforming Mode)	Test Voltage	120V/60Hz

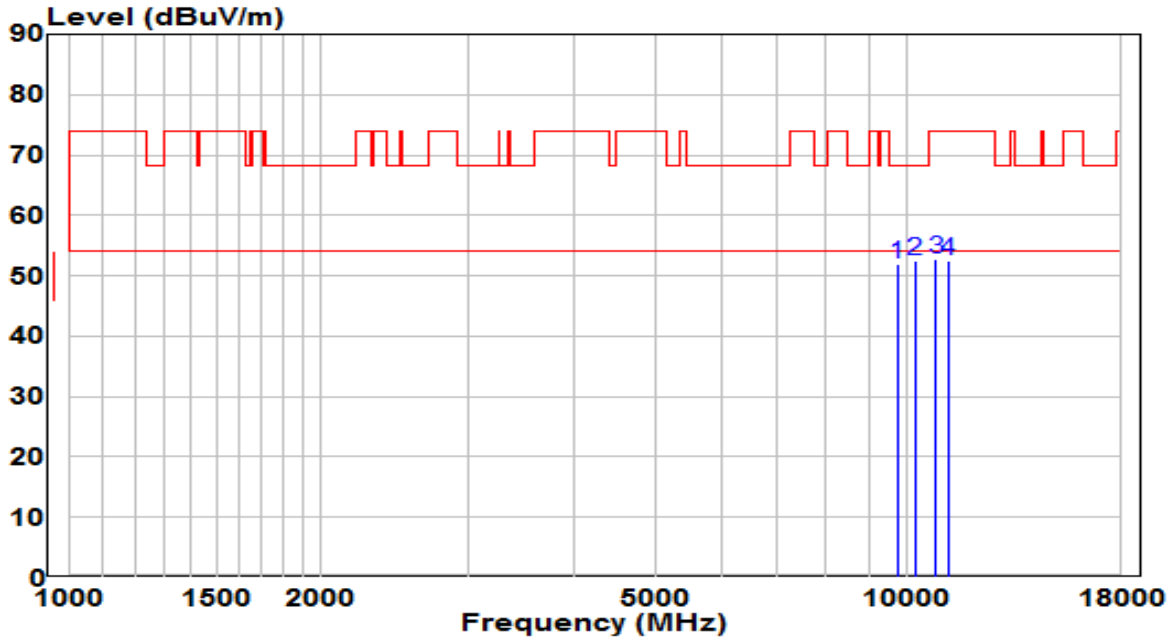

No		Frequency (MHz)	Reading (dBuV)	C.F (dB)	Measurement (dBuV/m)	Margin (dB)	Limit (dBuV/m)	Remark (QP/PK/AV)
1		9721.000	37.56	14.35	51.91	-16.29	68.20	Peak
2	*	10222.500	36.50	15.98	52.48	-15.72	68.20	Peak
3		10809.000	35.40	17.31	52.71	-21.29	74.00	Peak
4		11183.000	34.85	17.75	52.60	-21.40	74.00	Peak

Note:

1. " *", means this data is the worst emission level.
2. C.F (Correction Factor) = Antenna Factor (dB)+ Cable Loss (dB) – Preamplifier(dB).
3. Measurement (dBuV/m) = Reading(dBuV) + C.F (Correction Factor).
4. The emission levels of other frequencies are very lower than the limit and not show in test report.

EUT	AX6600 Tri-Band Wi-Fi 6 Router	Date of Test	2020-04-27
Factor	BBHA 9120D_1-18GHz_2020	Temp. / Humidity	22.8°C /36.4%
Polarity	Horizontal	Site / Test Engineer	AC1 / Kevin Ker
Test Mode	Transmit by 802.11ac-VHT40 at channel 5670MHz (Beamforming Mode)	Test Voltage	120V/60Hz

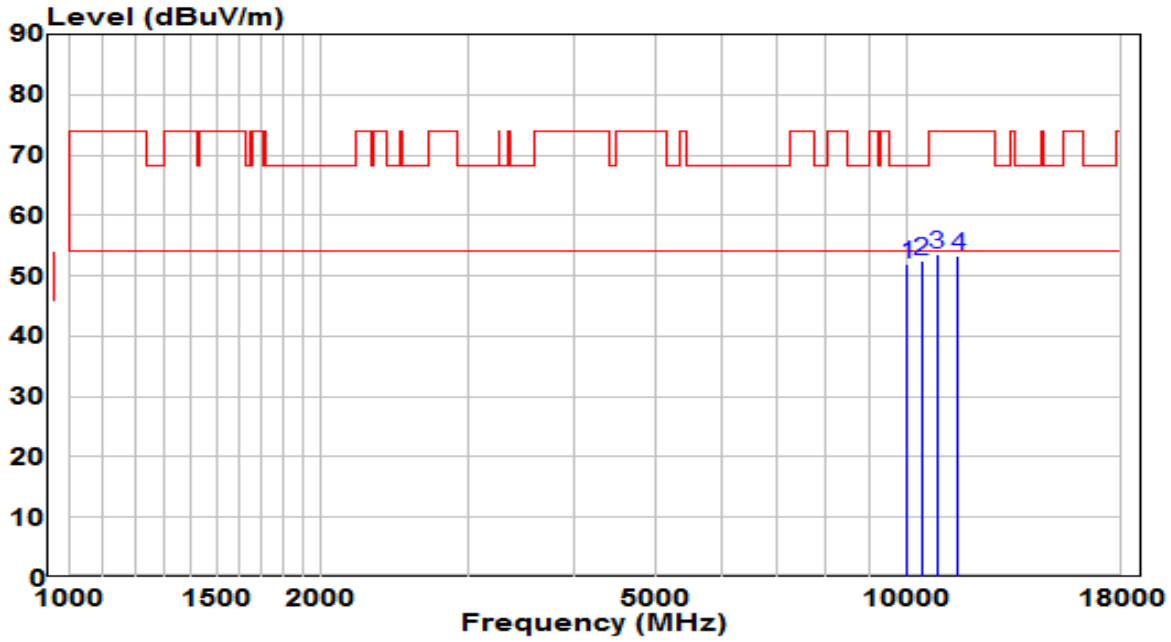

No		Frequency (MHz)	Reading (dBuV)	C.F (dB)	Measurement (dBuV/m)	Margin (dB)	Limit (dBuV/m)	Remark (QP/PK/AV)
1		9993.000	36.77	15.24	52.00	-16.20	68.20	Peak
2	*	10409.500	35.92	16.58	52.50	-15.70	68.20	Peak
3		10843.000	36.13	17.36	53.49	-20.51	74.00	Peak
4		11472.000	35.19	18.02	53.21	-20.79	74.00	Peak

Note:

1. " *", means this data is the worst emission level.
2. C.F (Correction Factor) = Antenna Factor (dB)+ Cable Loss (dB) – Preamplifier(dB).
3. Measurement (dBuV/m) = Reading(dBuV) + C.F (Correction Factor).
4. The emission levels of other frequencies are very lower than the limit and not show in test report.

EUT	AX6600 Tri-Band Wi-Fi 6 Router	Date of Test	2020-04-27
Factor	BBHA 9120D_1-18GHz_2020	Temp. / Humidity	22.8°C /36.4%
Polarity	Vertical	Site / Test Engineer	AC1 / Kevin Ker
Test Mode	Transmit by 802.11ac-VHT40 at channel 5670MHz (Beamforming Mode)	Test Voltage	120V/60Hz

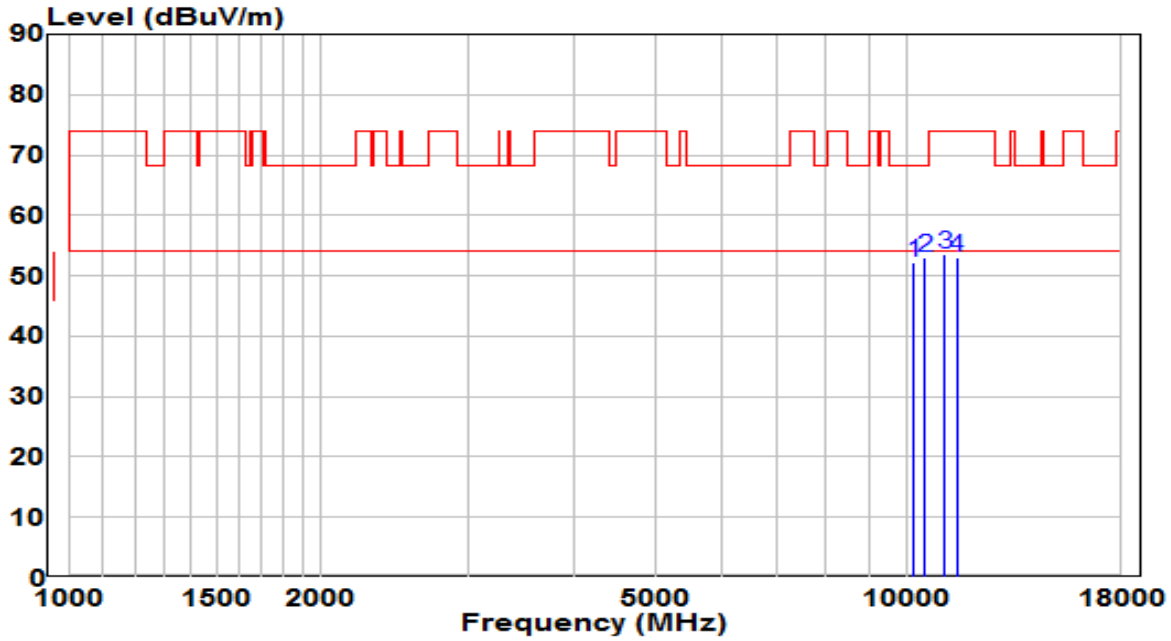

No		Frequency (MHz)	Reading (dBuV)	C.F (dB)	Measurement (dBuV/m)	Margin (dB)	Limit (dBuV/m)	Remark (QP/PK/AV)
1		10180.000	36.47	15.84	52.30	-15.90	68.20	Peak
2	*	10486.000	36.16	16.83	52.98	-15.22	68.20	Peak
3		11064.000	35.85	17.64	53.49	-20.51	74.00	Peak
4		11446.500	34.94	18.00	52.94	-21.06	74.00	Peak

Note:

1. " *", means this data is the worst emission level.
2. C.F (Correction Factor) = Antenna Factor (dB)+ Cable Loss (dB) – Preamplifier(dB).
3. Measurement (dBuV/m) = Reading(dBuV) + C.F (Correction Factor).
4. The emission levels of other frequencies are very lower than the limit and not show in test report.

EUT	AX6600 Tri-Band Wi-Fi 6 Router	Date of Test	2020-04-27
Factor	BBHA 9120D_1-18GHz_2020	Temp. / Humidity	22.8°C /36.4%
Polarity	Horizontal	Site / Test Engineer	AC1 / Kevin Ker
Test Mode	Transmit by 802.11ac-VHT40 at channel 5710MHz (Beamforming Mode)	Test Voltage	120V/60Hz

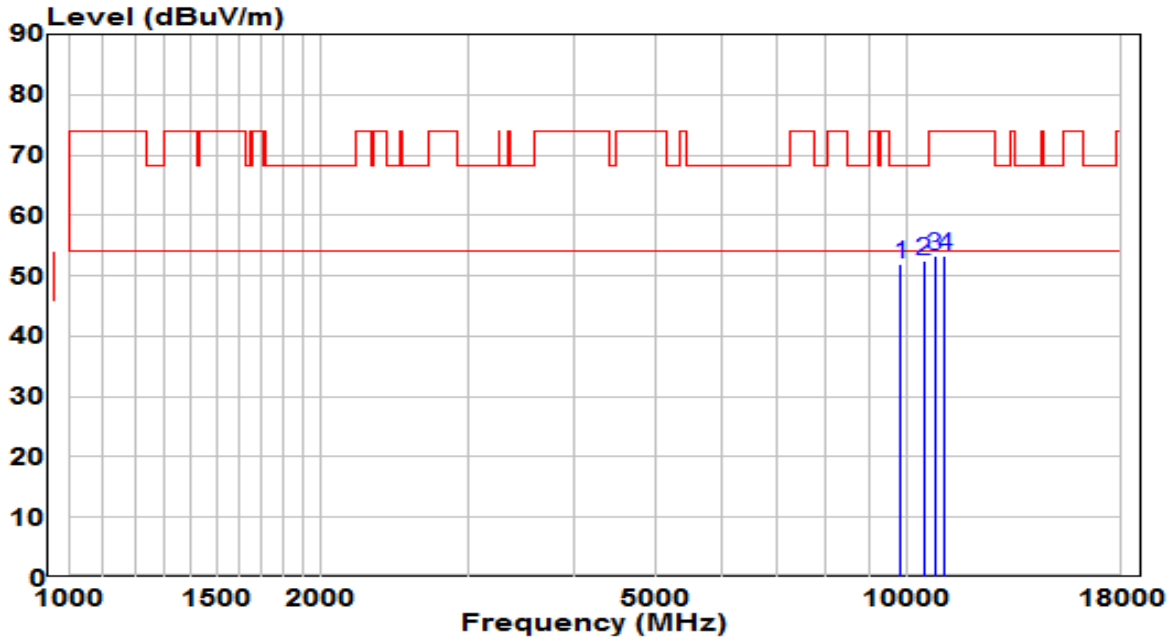

No		Frequency (MHz)	Reading (dBuV)	C.F (dB)	Measurement (dBuV/m)	Margin (dB)	Limit (dBuV/m)	Remark (QP/PK/AV)
1		9831.500	37.22	14.71	51.93	-16.27	68.20	Peak
2	*	10452.000	35.78	16.72	52.50	-15.70	68.20	Peak
3		10783.500	35.90	17.27	53.18	-20.82	74.00	Peak
4		11089.500	35.63	17.66	53.29	-20.71	74.00	Peak

Note:

1. " *", means this data is the worst emission level.
2. C.F (Correction Factor) = Antenna Factor (dB)+ Cable Loss (dB) – Preamplifier(dB).
3. Measurement (dBuV/m) = Reading(dBuV) + C.F (Correction Factor).
4. The emission levels of other frequencies are very lower than the limit and not show in test report.

EUT	AX6600 Tri-Band Wi-Fi 6 Router	Date of Test	2020-04-27
Factor	BBHA 9120D_1-18GHz_2020	Temp. / Humidity	22.8°C /36.4%
Polarity	Vertical	Site / Test Engineer	AC1 / Kevin Ker
Test Mode	Transmit by 802.11ac-VHT40 at channel 5710MHz (Beamforming Mode)	Test Voltage	120V/60Hz

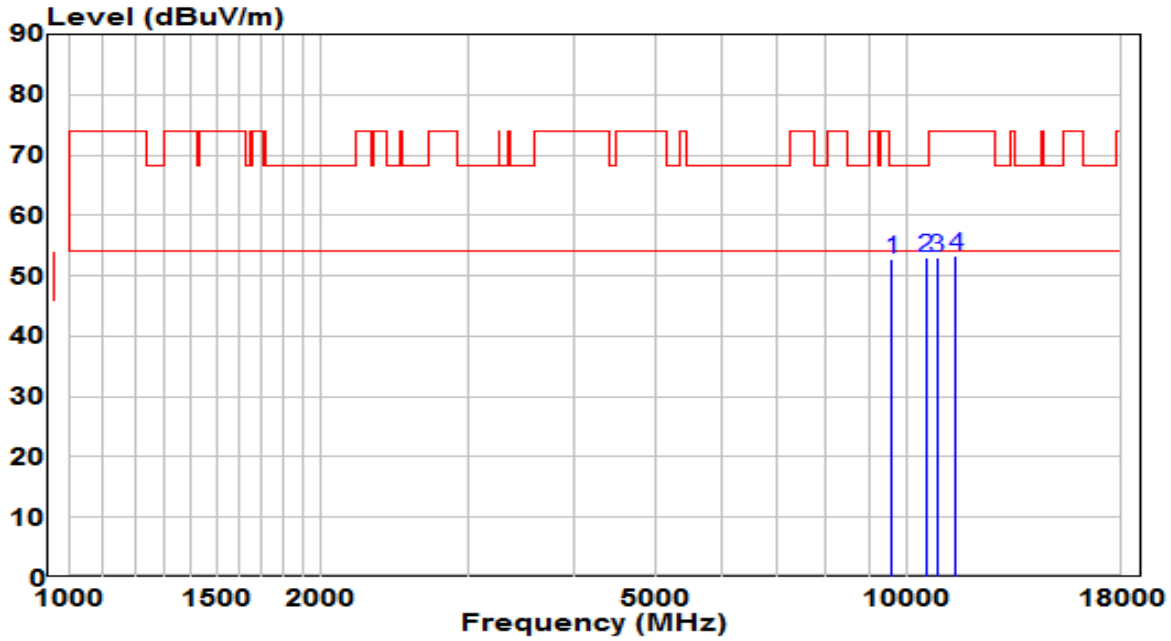

No		Frequency (MHz)	Reading (dBuV)	C.F (dB)	Measurement (dBuV/m)	Margin (dB)	Limit (dBuV/m)	Remark (QP/PK/AV)
1		9576.500	38.81	13.87	52.68	-15.52	68.20	Peak
2	*	10511.500	36.08	16.89	52.96	-15.24	68.20	Peak
3		10834.500	35.64	17.34	52.98	-21.02	74.00	Peak
4		11429.500	35.31	17.98	53.29	-20.71	74.00	Peak

Note:

1. " *", means this data is the worst emission level.
2. C.F (Correction Factor) = Antenna Factor (dB)+ Cable Loss (dB) – Preamplifier(dB).
3. Measurement (dBuV/m) = Reading(dBuV) + C.F (Correction Factor).
4. The emission levels of other frequencies are very lower than the limit and not show in test report.

EUT	AX6600 Tri-Band Wi-Fi 6 Router	Date of Test	2020-04-27
Factor	BBHA 9120D_1-18GHz_2020	Temp. / Humidity	22.8°C /36.4%
Polarity	Horizontal	Site / Test Engineer	AC1 / Kevin Ker
Test Mode	Transmit by 802.11ac-VHT40 at channel 5755MHz (Beamforming Mode)	Test Voltage	120V/60Hz

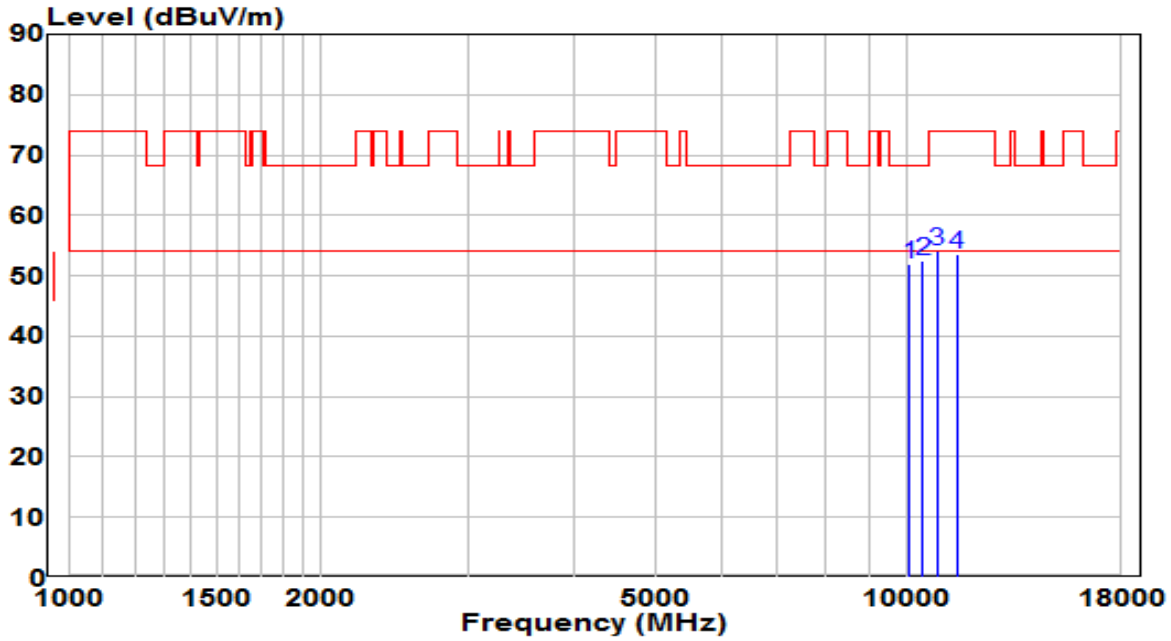

No		Frequency (MHz)	Reading (dBuV)	C.F (dB)	Measurement (dBuV/m)	Margin (dB)	Limit (dBuV/m)	Remark (QP/PK/AV)
1		10061.000	36.46	15.46	51.92	-16.28	68.20	Peak
2	*	10418.000	35.92	16.61	52.53	-15.67	68.20	Peak
3		10834.500	36.66	17.34	54.01	-19.99	74.00	Peak
4		11446.500	35.61	18.00	53.61	-20.39	74.00	Peak

Note:

1. " *", means this data is the worst emission level.
2. C.F (Correction Factor) = Antenna Factor (dB)+ Cable Loss (dB) – Preamplifier(dB).
3. Measurement (dBuV/m) = Reading(dBuV) + C.F (Correction Factor).
4. The emission levels of other frequencies are very lower than the limit and not show in test report.

EUT	AX6600 Tri-Band Wi-Fi 6 Router	Date of Test	2020-04-27
Factor	BBHA 9120D_1-18GHz_2020	Temp. / Humidity	22.8°C /36.4%
Polarity	Vertical	Site / Test Engineer	AC1 / Kevin Ker
Test Mode	Transmit by 802.11ac-VHT40 at channel 5755MHz (Beamforming Mode)	Test Voltage	120V/60Hz

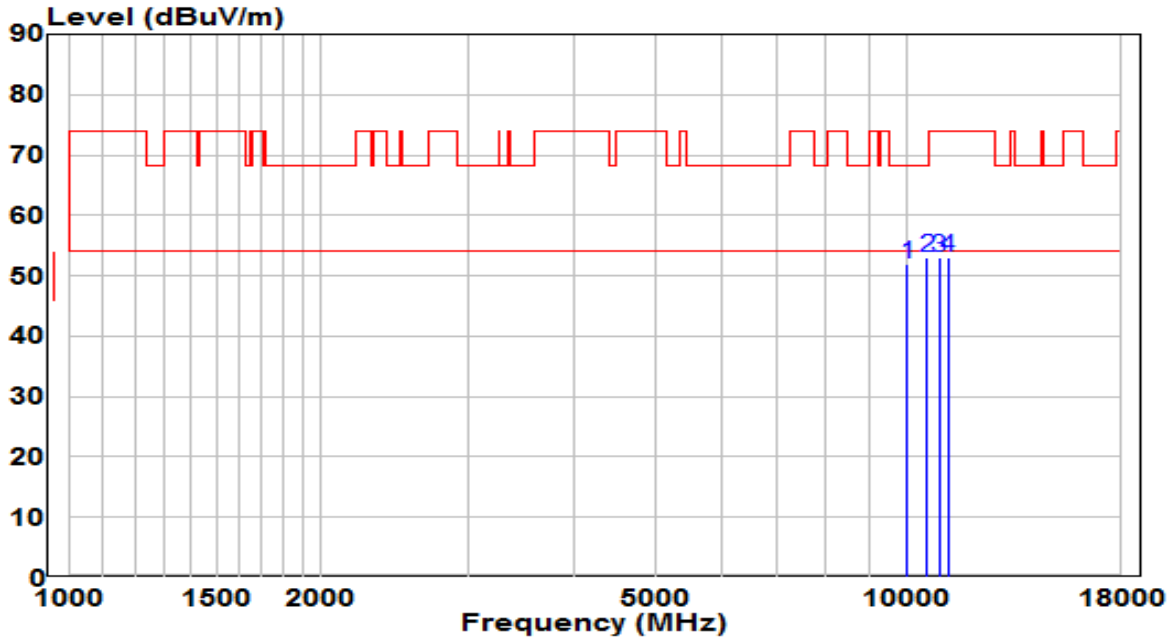

No		Frequency (MHz)	Reading (dBuV)	C.F (dB)	Measurement (dBuV/m)	Margin (dB)	Limit (dBuV/m)	Remark (QP/PK/AV)
1		10001.500	36.71	15.26	51.98	-16.22	68.20	Peak
2	*	10562.500	36.02	16.96	52.98	-15.22	68.20	Peak
3		10919.500	35.55	17.47	53.02	-20.98	74.00	Peak
4		11174.500	35.39	17.74	53.13	-20.87	74.00	Peak

Note:

1. " *", means this data is the worst emission level.
2. C.F (Correction Factor) = Antenna Factor (dB)+ Cable Loss (dB) – Preamplifier(dB).
3. Measurement (dBuV/m) = Reading(dBuV) + C.F (Correction Factor).
4. The emission levels of other frequencies are very lower than the limit and not show in test report.

EUT	AX6600 Tri-Band Wi-Fi 6 Router	Date of Test	2020-04-27
Factor	BBHA 9120D_1-18GHz_2020	Temp. / Humidity	22.8°C /36.4%
Polarity	Horizontal	Site / Test Engineer	AC1 / Kevin Ker
Test Mode	Transmit by 802.11ac-VHT40 at channel 5795MHz (Beamforming Mode)	Test Voltage	120V/60Hz

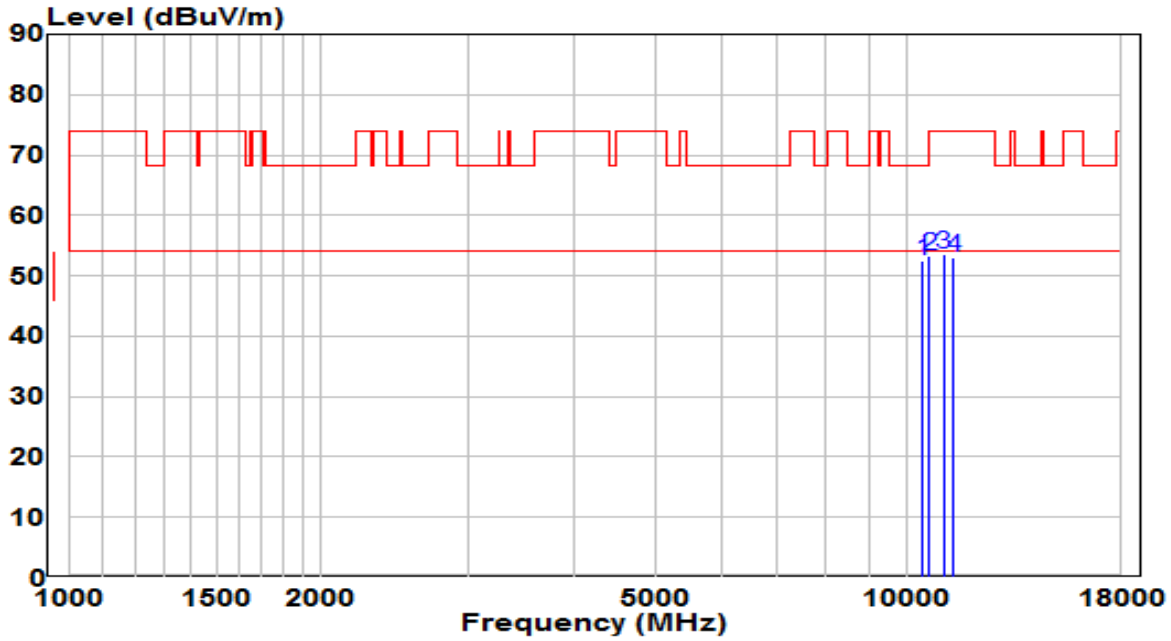

No		Frequency (MHz)	Reading (dBuV)	C.F (dB)	Measurement (dBuV/m)	Margin (dB)	Limit (dBuV/m)	Remark (QP/PK/AV)
1	*	10426.500	35.87	16.63	52.50	-15.70	68.20	Peak
2		10622.000	36.16	17.04	53.20	-20.80	74.00	Peak
3		11047.000	35.94	17.62	53.56	-20.44	74.00	Peak
4		11361.500	35.19	17.92	53.11	-20.89	74.00	Peak

Note:

1. " *", means this data is the worst emission level.
2. C.F (Correction Factor) = Antenna Factor (dB)+ Cable Loss (dB) – Preamplifier(dB).
3. Measurement (dBuV/m) = Reading(dBuV) + C.F (Correction Factor).
4. The emission levels of other frequencies are very lower than the limit and not show in test report.

EUT	AX6600 Tri-Band Wi-Fi 6 Router	Date of Test	2020-04-27
Factor	BBHA 9120D_1-18GHz_2020	Temp. / Humidity	22.8°C /36.4%
Polarity	Vertical	Site / Test Engineer	AC1 / Kevin Ker
Test Mode	Transmit by 802.11ac-VHT40 at channel 5795MHz (Beamforming Mode)	Test Voltage	120V/60Hz

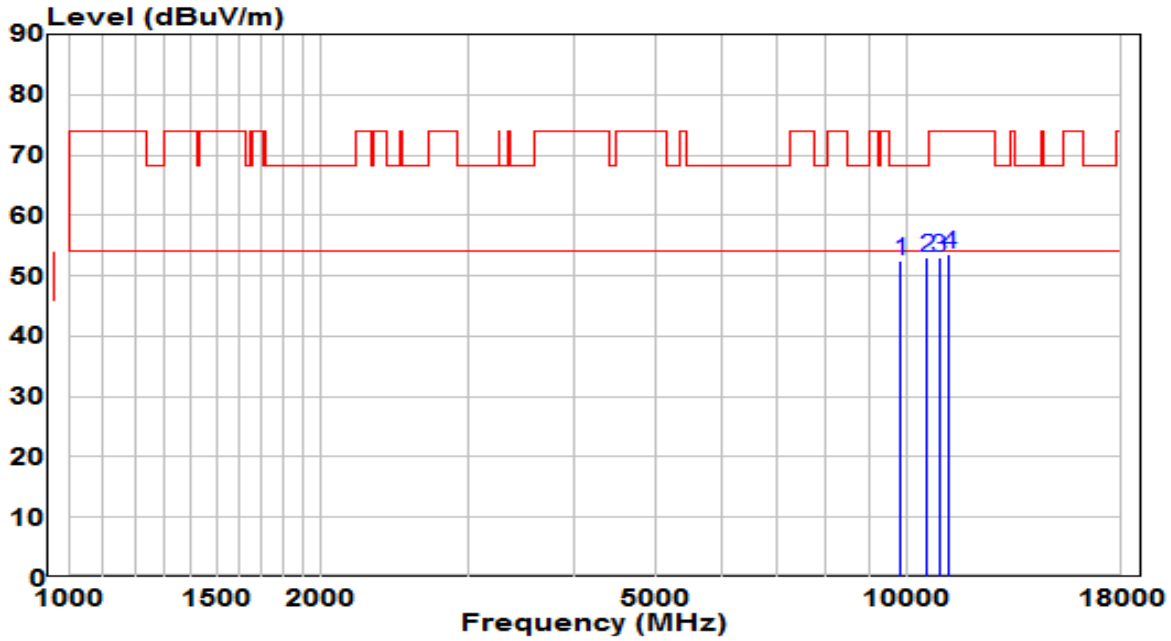

No		Frequency (MHz)	Reading (dBuV)	C.F (dB)	Measurement (dBuV/m)	Margin (dB)	Limit (dBuV/m)	Remark (QP/PK/AV)
1		9831.500	37.71	14.71	52.41	-15.79	68.20	Peak
2	*	10571.000	35.98	16.97	52.96	-15.24	68.20	Peak
3		10911.000	35.48	17.45	52.93	-21.07	74.00	Peak
4		11208.500	35.78	17.78	53.56	-20.44	74.00	Peak

Note:

1. " *", means this data is the worst emission level.
2. C.F (Correction Factor) = Antenna Factor (dB)+ Cable Loss (dB) – Preamplifier(dB).
3. Measurement (dBuV/m) = Reading(dBuV) + C.F (Correction Factor).
4. The emission levels of other frequencies are very lower than the limit and not show in test report.

EUT	AX6600 Tri-Band Wi-Fi 6 Router	Date of Test	2020-04-27
Factor	BBHA 9120D_1-18GHz_2020	Temp. / Humidity	22.8°C /36.4%
Polarity	Horizontal	Site / Test Engineer	AC1 / Kevin Ker
Test Mode	Transmit by 802.11ac-VHT80 at channel 5210MHz (Beamforming Mode)	Test Voltage	120V/60Hz

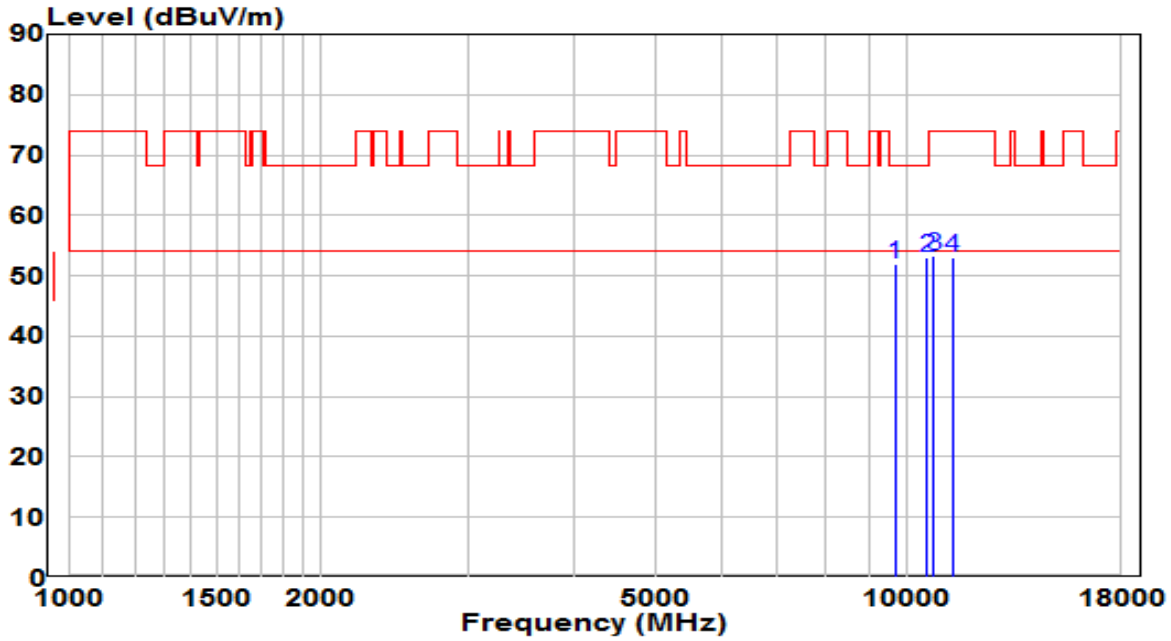

No		Frequency (MHz)	Reading (dBuV)	C.F (dB)	Measurement (dBuV/m)	Margin (dB)	Limit (dBuV/m)	Remark (QP/PK/AV)
1		9678.500	37.75	14.21	51.95	-16.25	68.20	Peak
2	*	10545.500	36.13	16.93	53.07	-15.13	68.20	Peak
3		10758.000	35.97	17.24	53.20	-20.80	74.00	Peak
4		11327.500	35.10	17.89	52.99	-21.01	74.00	Peak

Note:

1. " *", means this data is the worst emission level.
2. C.F (Correction Factor) = Antenna Factor (dB)+ Cable Loss (dB) – Preamplifier(dB).
3. Measurement (dBuV/m) = Reading(dBuV) + C.F (Correction Factor).
4. The emission levels of other frequencies are very lower than the limit and not show in test report.

EUT	AX6600 Tri-Band Wi-Fi 6 Router	Date of Test	2020-04-27
Factor	BBHA 9120D_1-18GHz_2020	Temp. / Humidity	22.8°C /36.4%
Polarity	Vertical	Site / Test Engineer	AC1 / Kevin Ker
Test Mode	Transmit by 802.11ac-VHT80 at channel 5210MHz (Beamforming Mode)	Test Voltage	120V/60Hz

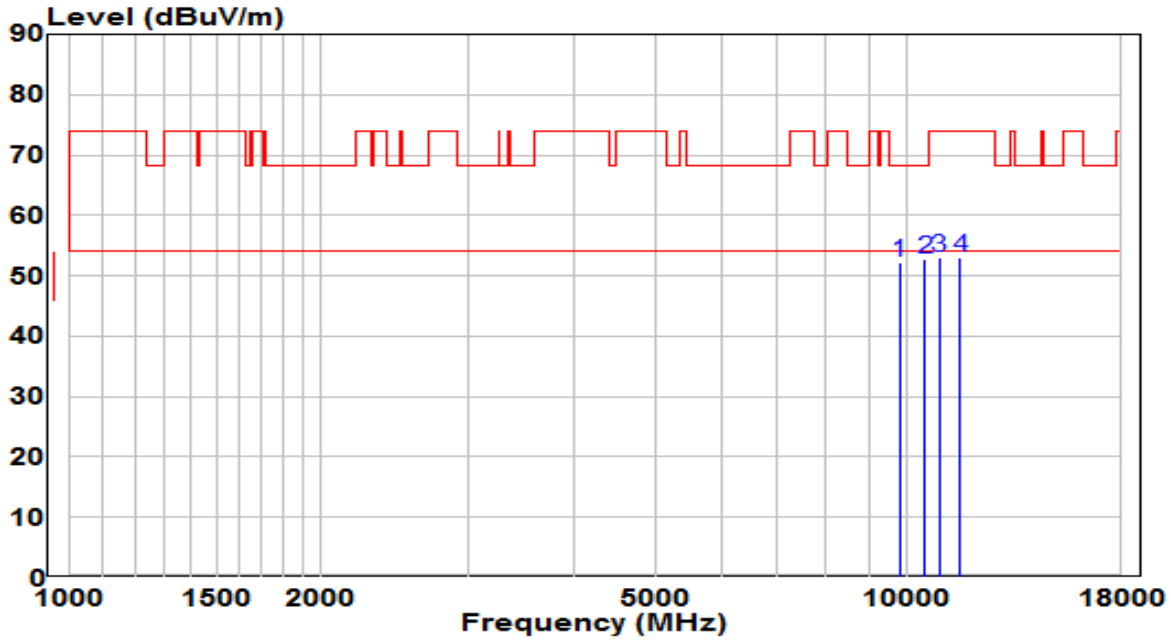

No		Frequency (MHz)	Reading (dBuV)	C.F (dB)	Measurement (dBuV/m)	Margin (dB)	Limit (dBuV/m)	Remark (QP/PK/AV)
1		9789.000	37.56	14.57	52.13	-16.07	68.20	Peak
2	*	10494.500	35.87	16.85	52.72	-15.48	68.20	Peak
3		10919.500	35.70	17.47	53.16	-20.84	74.00	Peak
4		11548.500	34.87	18.03	52.90	-21.10	74.00	Peak

Note:

1. " *", means this data is the worst emission level.
2. C.F (Correction Factor) = Antenna Factor (dB)+ Cable Loss (dB) – Preamplifier(dB).
3. Measurement (dBuV/m) = Reading(dBuV) + C.F (Correction Factor).
4. The emission levels of other frequencies are very lower than the limit and not show in test report.

EUT	AX6600 Tri-Band Wi-Fi 6 Router	Date of Test	2020-04-27
Factor	BBHA 9120D_1-18GHz_2020	Temp. / Humidity	22.8°C /36.4%
Polarity	Horizontal	Site / Test Engineer	AC1 / Kevin Ker
Test Mode	Transmit by 802.11ac-VHT80 at channel 5530MHz (Beamforming Mode)	Test Voltage	120V/60Hz

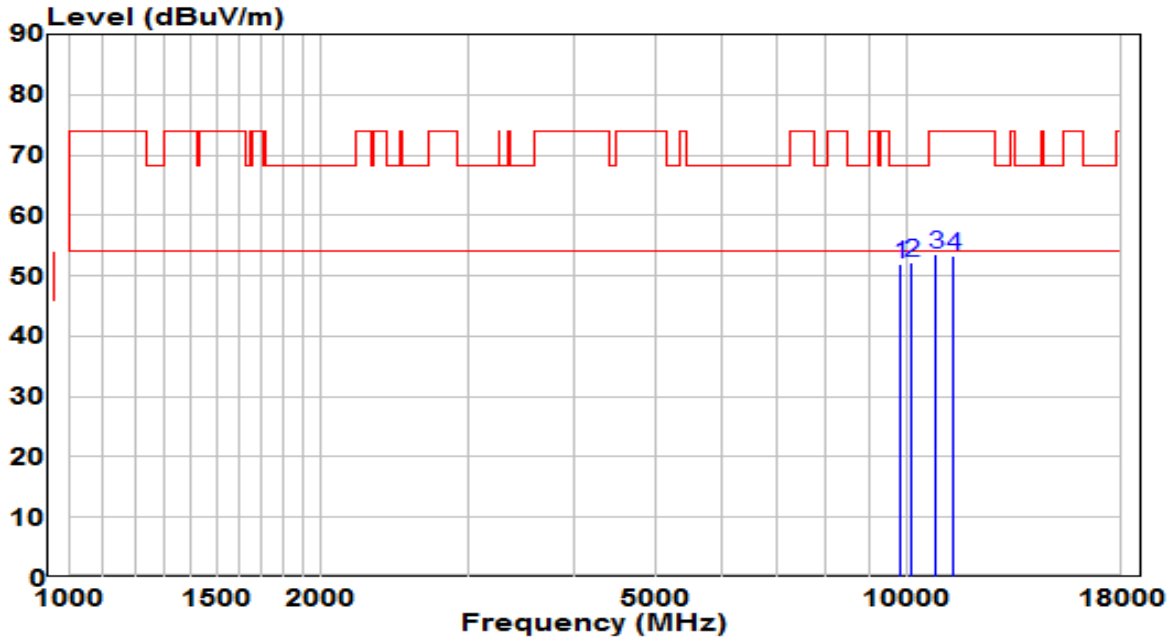

No		Frequency (MHz)	Reading (dBuV)	C.F (dB)	Measurement (dBuV/m)	Margin (dB)	Limit (dBuV/m)	Remark (QP/PK/AV)
1		9806.000	37.31	14.62	51.93	-16.27	68.20	Peak
2	*	10120.500	36.53	15.65	52.18	-16.02	68.20	Peak
3		10809.000	36.28	17.31	53.59	-20.41	74.00	Peak
4		11353.000	35.47	17.91	53.38	-20.62	74.00	Peak

Note:

1. " *", means this data is the worst emission level.
2. C.F (Correction Factor) = Antenna Factor (dB)+ Cable Loss (dB) – Preamplifier(dB).
3. Measurement (dBuV/m) = Reading(dBuV) + C.F (Correction Factor).
4. The emission levels of other frequencies are very lower than the limit and not show in test report.

EUT	AX6600 Tri-Band Wi-Fi 6 Router	Date of Test	2020-04-27
Factor	BBHA 9120D_1-18GHz_2020	Temp. / Humidity	22.8°C /36.4%
Polarity	Vertical	Site / Test Engineer	AC1 / Kevin Ker
Test Mode	Transmit by 802.11ac-VHT80 at channel 5530MHz (Beamforming Mode)	Test Voltage	120V/60Hz

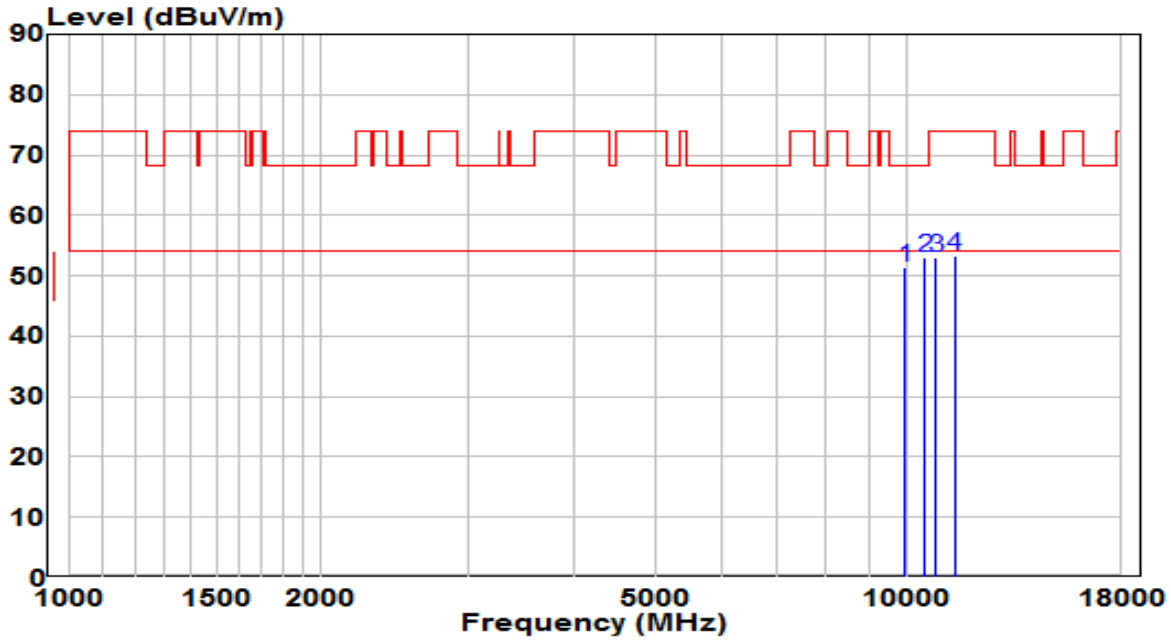

No		Frequency (MHz)	Reading (dBuV)	C.F (dB)	Measurement (dBuV/m)	Margin (dB)	Limit (dBuV/m)	Remark (QP/PK/AV)
1		9925.000	36.47	15.01	51.49	-16.71	68.20	Peak
2	*	10494.500	36.15	16.85	53.00	-15.20	68.20	Peak
3		10800.500	35.82	17.30	53.12	-20.88	74.00	Peak
4		11370.000	35.26	17.93	53.19	-20.81	74.00	Peak

Note:

1. " *", means this data is the worst emission level.
2. C.F (Correction Factor) = Antenna Factor (dB)+ Cable Loss (dB) – Preamplifier(dB).
3. Measurement (dBuV/m) = Reading(dBuV) + C.F (Correction Factor).
4. The emission levels of other frequencies are very lower than the limit and not show in test report.

EUT	AX6600 Tri-Band Wi-Fi 6 Router	Date of Test	2020-04-27
Factor	BBHA 9120D_1-18GHz_2020	Temp. / Humidity	22.8°C /36.4%
Polarity	Horizontal	Site / Test Engineer	AC1 / Kevin Ker
Test Mode	Transmit by 802.11ac-VHT80 at channel 5610MHz (Beamforming Mode)	Test Voltage	120V/60Hz

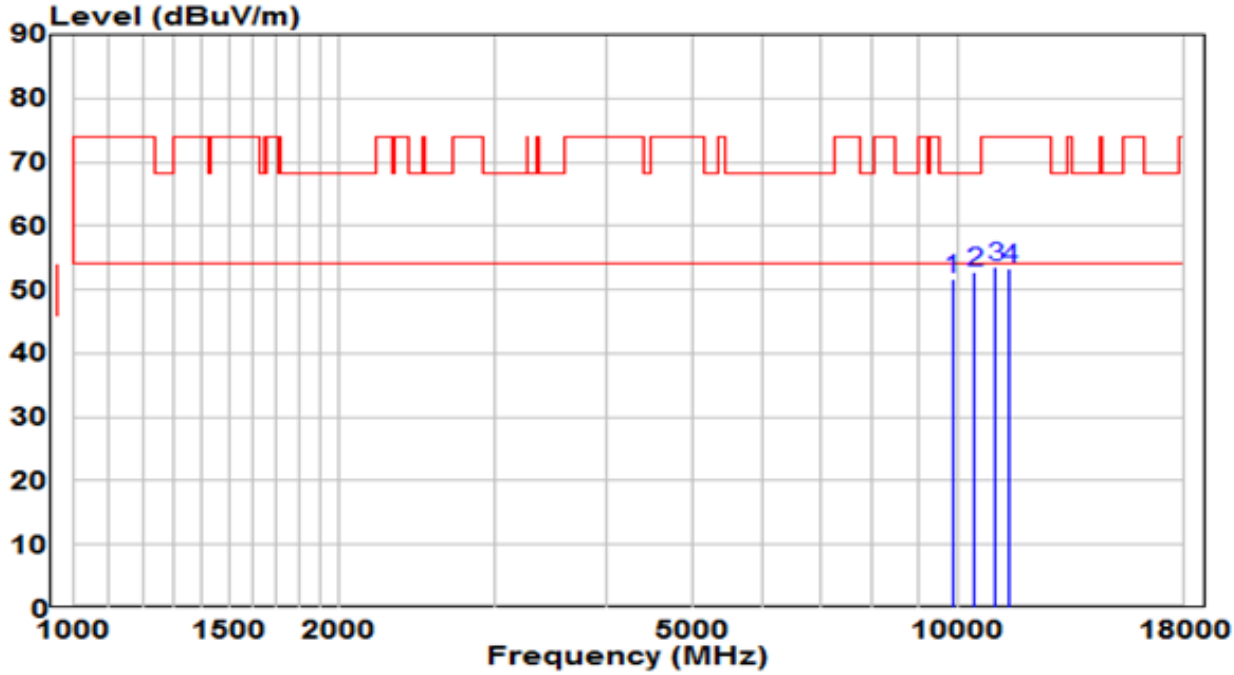

No		Frequency (MHz)	Reading (dBuV)	C.F (dB)	Measurement (dBuV/m)	Margin (dB)	Limit (dBuV/m)	Remark (QP/PK/AV)
1		9848.500	36.95	14.76	51.71	-16.49	68.20	Peak
2		10426.500	36.15	16.63	52.78	-15.42	68.20	Peak
3		11021.500	35.95	17.60	53.55	-20.45	74.00	Peak
4		11421.000	35.23	17.98	53.20	-20.80	74.00	Peak

Note:

1. " *", means this data is the worst emission level.
2. C.F (Correction Factor) = Antenna Factor (dB)+ Cable Loss (dB) – Preamplifier(dB).
3. Measurement (dBuV/m) = Reading(dBuV) + C.F (Correction Factor).
4. The emission levels of other frequencies are very lower than the limit and not show in test report.

EUT	AX6600 Tri-Band Wi-Fi 6 Router	Date of Test	2020-04-27
Factor	BBHA 9120D_1-18GHz_2020	Temp. / Humidity	22.8°C /36.4%
Polarity	Vertical	Site / Test Engineer	AC1 / Kevin Ker
Test Mode	Transmit by 802.11ac-VHT80 at channel 5610MHz (Beamforming Mode)	Test Voltage	120V/60Hz

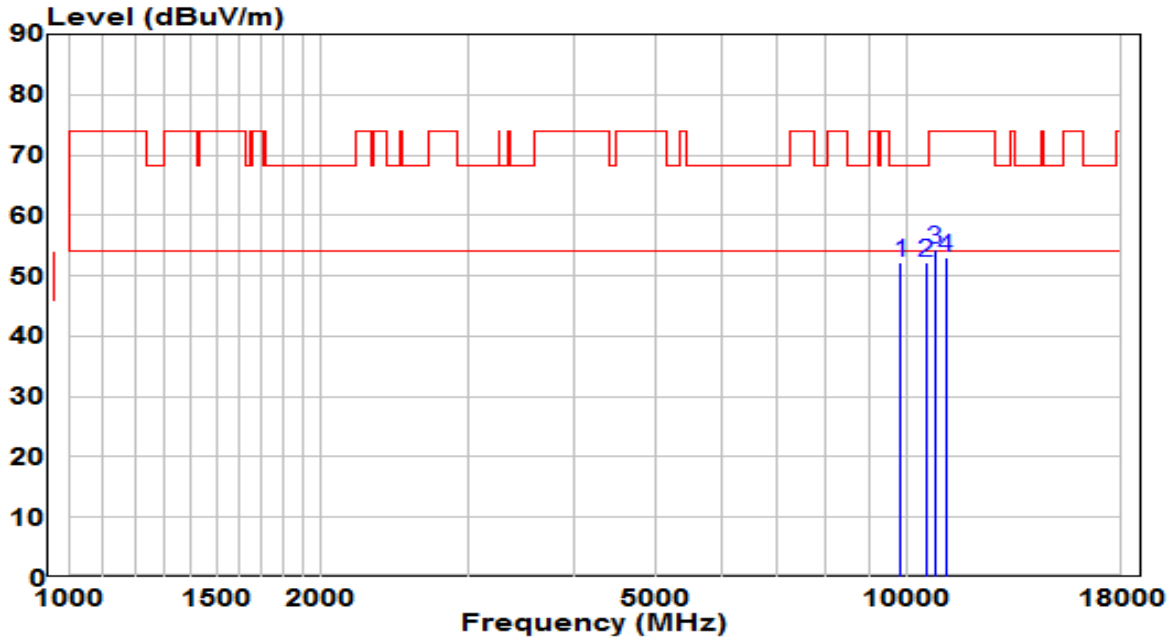

No		Frequency (MHz)	Reading (dBuV)	C.F (dB)	Measurement (dBuV/m)	Margin (dB)	Limit (dBuV/m)	Remark (QP/PK/AV)
1		9823.000	37.41	14.68	52.09	-16.11	68.20	Peak
2	*	10528.500	35.33	16.91	52.24	-15.96	68.20	Peak
3		10792.000	37.09	17.29	54.38	-19.62	74.00	Peak
4		11106.500	35.22	17.68	52.90	-21.10	74.00	Peak

Note:

1. " *", means this data is the worst emission level.
2. C.F (Correction Factor) = Antenna Factor (dB)+ Cable Loss (dB) – Preamplifier(dB).
3. Measurement (dBuV/m) = Reading(dBuV) + C.F (Correction Factor).
4. The emission levels of other frequencies are very lower than the limit and not show in test report.

EUT	AX6600 Tri-Band Wi-Fi 6 Router	Date of Test	2020-04-27
Factor	BBHA 9120D_1-18GHz_2020	Temp. / Humidity	22.8°C /36.4%
Polarity	Horizontal	Site / Test Engineer	AC1 / Kevin Ker
Test Mode	Transmit by 802.11ac-VHT80 at channel 5690MHz (Beamforming Mode)	Test Voltage	120V/60Hz

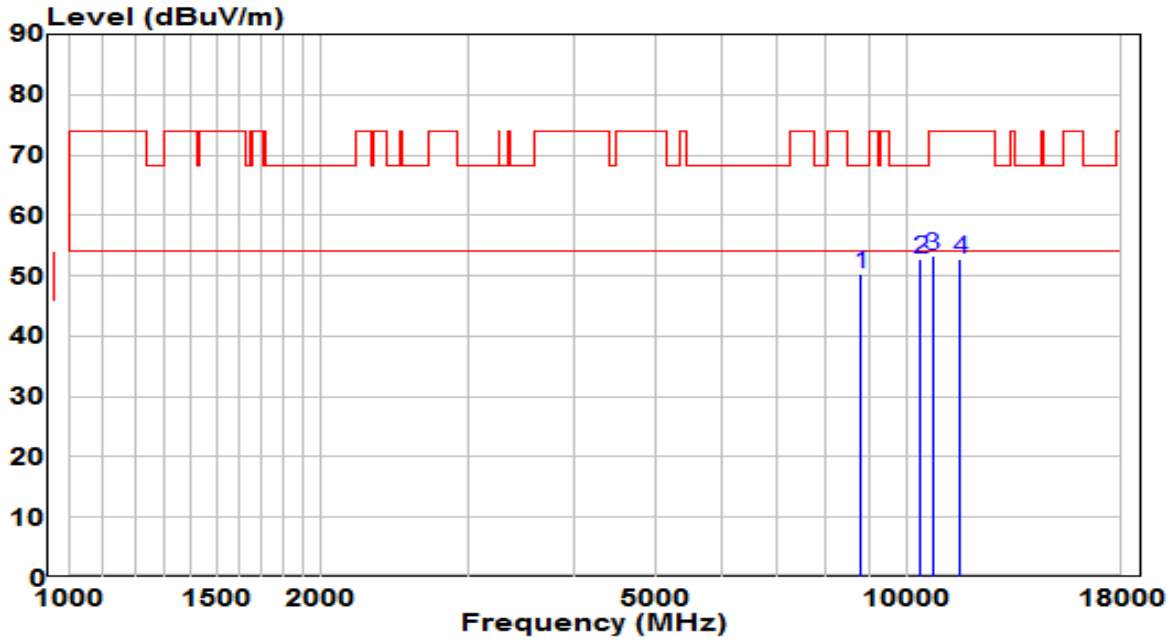

No		Frequency (MHz)	Reading (dBuV)	C.F (dB)	Measurement (dBuV/m)	Margin (dB)	Limit (dBuV/m)	Remark (QP/PK/AV)
1		8803.000	36.97	13.26	50.22	-17.98	68.20	Peak
2	*	10375.500	36.31	16.47	52.77	-15.43	68.20	Peak
3		10707.000	36.13	17.16	53.29	-20.71	74.00	Peak
4		11557.000	34.66	18.02	52.68	-21.32	74.00	Peak

Note:

1. " *", means this data is the worst emission level.
2. C.F (Correction Factor) = Antenna Factor (dB)+ Cable Loss (dB) – Preamplifier(dB).
3. Measurement (dBuV/m) = Reading(dBuV) + C.F (Correction Factor).
4. The emission levels of other frequencies are very lower than the limit and not show in test report.

EUT	AX6600 Tri-Band Wi-Fi 6 Router	Date of Test	2020-04-27
Factor	BBHA 9120D_1-18GHz_2020	Temp. / Humidity	22.8°C /36.4%
Polarity	Vertical	Site / Test Engineer	AC1 / Kevin Ker
Test Mode	Transmit by 802.11ac-VHT80 at channel 5690MHz (Beamforming Mode)	Test Voltage	120V/60Hz

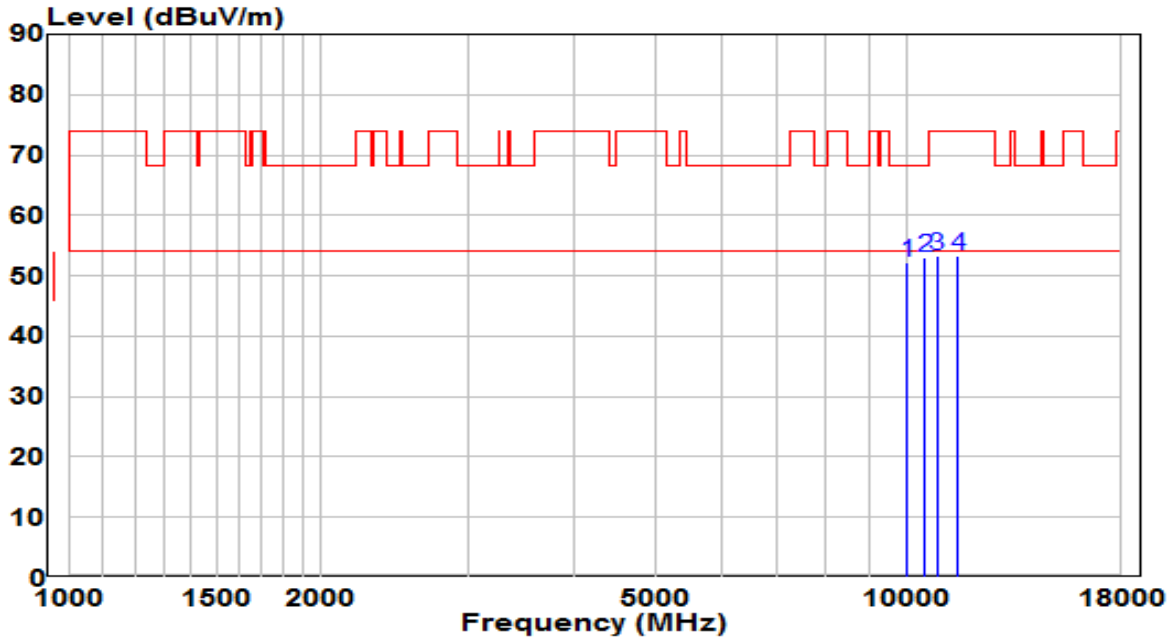

No		Frequency (MHz)	Reading (dBuV)	C.F (dB)	Measurement (dBuV/m)	Margin (dB)	Limit (dBuV/m)	Remark (QP/PK/AV)
1		9984.500	37.00	15.21	52.21	-15.99	68.20	Peak
2	*	10477.500	36.23	16.80	53.02	-15.18	68.20	Peak
3		10843.000	36.02	17.36	53.38	-20.62	74.00	Peak
4		11497.500	35.39	18.04	53.43	-20.57	74.00	Peak

Note:

1. " *", means this data is the worst emission level.
2. C.F (Correction Factor) = Antenna Factor (dB)+ Cable Loss (dB) – Preamplifier(dB).
3. Measurement (dBuV/m) = Reading(dBuV) + C.F (Correction Factor).
4. The emission levels of other frequencies are very lower than the limit and not show in test report.

EUT	AX6600 Tri-Band Wi-Fi 6 Router	Date of Test	2020-04-27
Factor	BBHA 9120D_1-18GHz_2020	Temp. / Humidity	22.8°C /36.4%
Polarity	Horizontal	Site / Test Engineer	AC1 / Kevin Ker
Test Mode	Transmit by 802.11ac-VHT80 at channel 5775MHz (Beamforming Mode)	Test Voltage	120V/60Hz

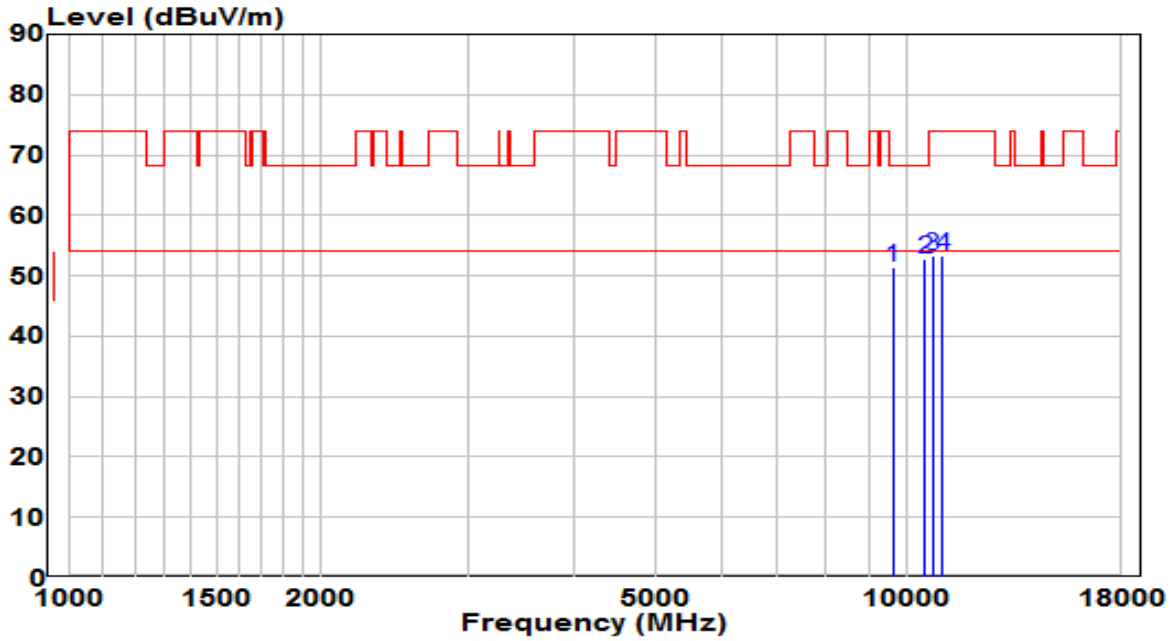

No		Frequency (MHz)	Reading (dBuV)	C.F (dB)	Measurement (dBuV/m)	Margin (dB)	Limit (dBuV/m)	Remark (QP/PK/AV)
1		9602.000	37.49	13.95	51.44	-16.76	68.20	Peak
2	*	10494.500	36.01	16.85	52.86	-15.34	68.20	Peak
3		10707.000	36.03	17.16	53.19	-20.81	74.00	Peak
4		11004.500	35.70	17.58	53.28	-20.72	74.00	Peak

Note:

1. " *", means this data is the worst emission level.
2. C.F (Correction Factor) = Antenna Factor (dB)+ Cable Loss (dB) – Preamplifier(dB).
3. Measurement (dBuV/m) = Reading(dBuV) + C.F (Correction Factor).
4. The emission levels of other frequencies are very lower than the limit and not show in test report.

EUT	AX6600 Tri-Band Wi-Fi 6 Router	Date of Test	2020-04-27
Factor	BBHA 9120D_1-18GHz_2020	Temp. / Humidity	22.8°C /36.4%
Polarity	Vertical	Site / Test Engineer	AC1 / Kevin Ker
Test Mode	Transmit by 802.11ac-VHT80 at channel 5775MHz (Beamforming Mode)	Test Voltage	120V/60Hz

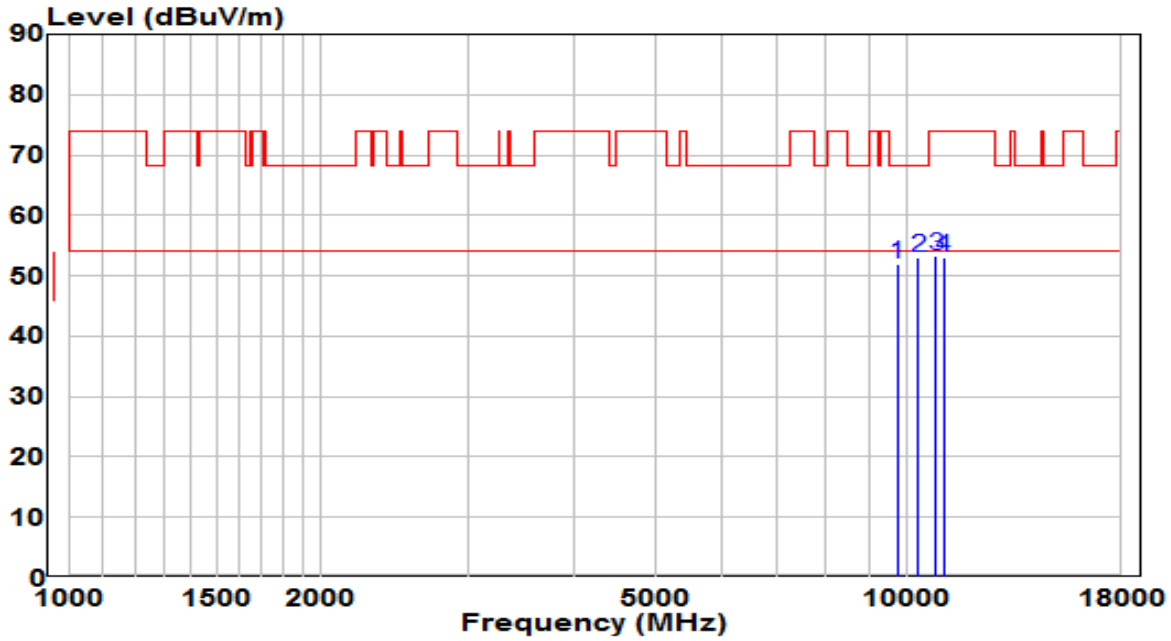

No		Frequency (MHz)	Reading (dBuV)	C.F (dB)	Measurement (dBuV/m)	Margin (dB)	Limit (dBuV/m)	Remark (QP/PK/AV)
1		9738.000	37.46	14.40	51.86	-16.34	68.20	Peak
2	*	10316.000	36.82	16.28	53.09	-15.11	68.20	Peak
3		10800.500	36.09	17.30	53.39	-20.61	74.00	Peak
4		11055.500	35.50	17.63	53.13	-20.87	74.00	Peak

Note:

1. " *", means this data is the worst emission level.
2. C.F (Correction Factor) = Antenna Factor (dB)+ Cable Loss (dB) – Preamplifier(dB).
3. Measurement (dBuV/m) = Reading(dBuV) + C.F (Correction Factor).
4. The emission levels of other frequencies are very lower than the limit and not show in test report.

EUT	AX6600 Tri-Band Wi-Fi 6 Router	Date of Test	2020-04-27
Factor	BBHA 9120D_1-18GHz_2020	Temp. / Humidity	22.8°C /36.4%
Polarity	Horizontal	Site / Test Engineer	AC1 / Kevin Ker
Test Mode	Transmit by 802.11ac-VHT160 at channel 5570MHz (Beamforming Mode)	Test Voltage	120V/60Hz

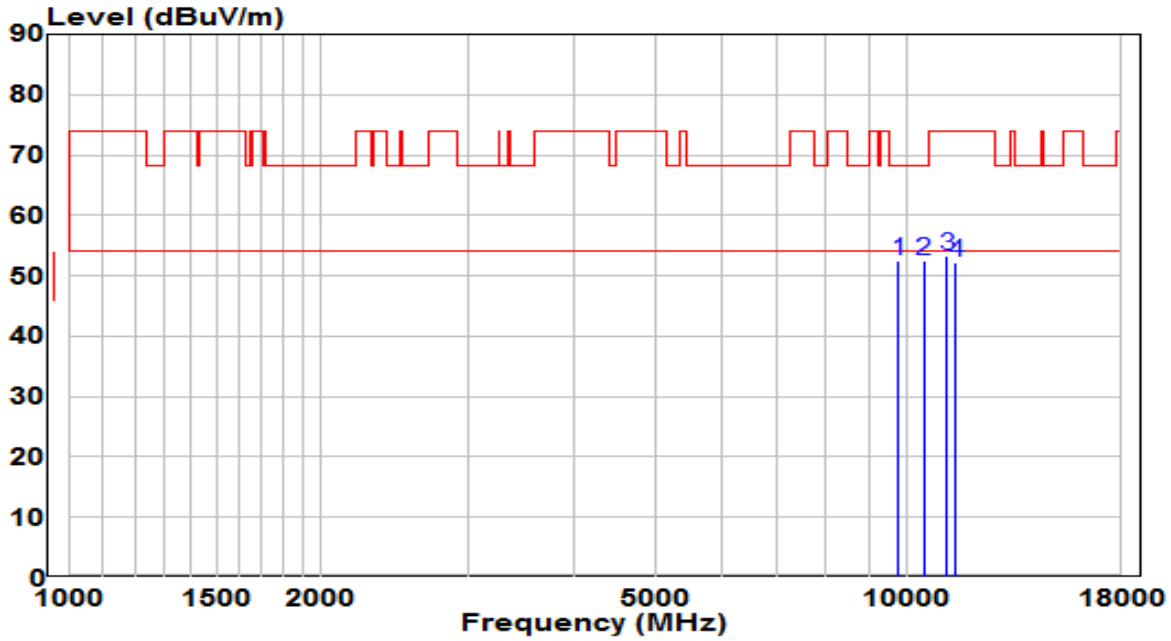

No		Frequency (MHz)	Reading (dBuV)	C.F (dB)	Measurement (dBuV/m)	Margin (dB)	Limit (dBuV/m)	Remark (QP/PK/AV)
1		9772.000	37.94	14.51	52.46	-15.74	68.20	Peak
2	*	10469.000	35.72	16.77	52.49	-15.71	68.20	Peak
3		11149.000	35.48	17.72	53.20	-20.80	74.00	Peak
4		11429.500	34.13	17.98	52.11	-21.89	74.00	Peak

Note:

1. " *", means this data is the worst emission level.
2. C.F (Correction Factor) = Antenna Factor (dB)+ Cable Loss (dB) – Preamplifier(dB).
3. Measurement (dBuV/m) = Reading(dBuV) + C.F (Correction Factor).
4. The emission levels of other frequencies are very lower than the limit and not show in test report.

EUT	AX6600 Tri-Band Wi-Fi 6 Router	Date of Test	2020-04-27
Factor	BBHA 9120D_1-18GHz_2020	Temp. / Humidity	22.8°C /36.4%
Polarity	Vertical	Site / Test Engineer	AC1 / Kevin Ker
Test Mode	Transmit by 802.11ac-VHT160 at channel 5570MHz (Beamforming Mode)	Test Voltage	120V/60Hz

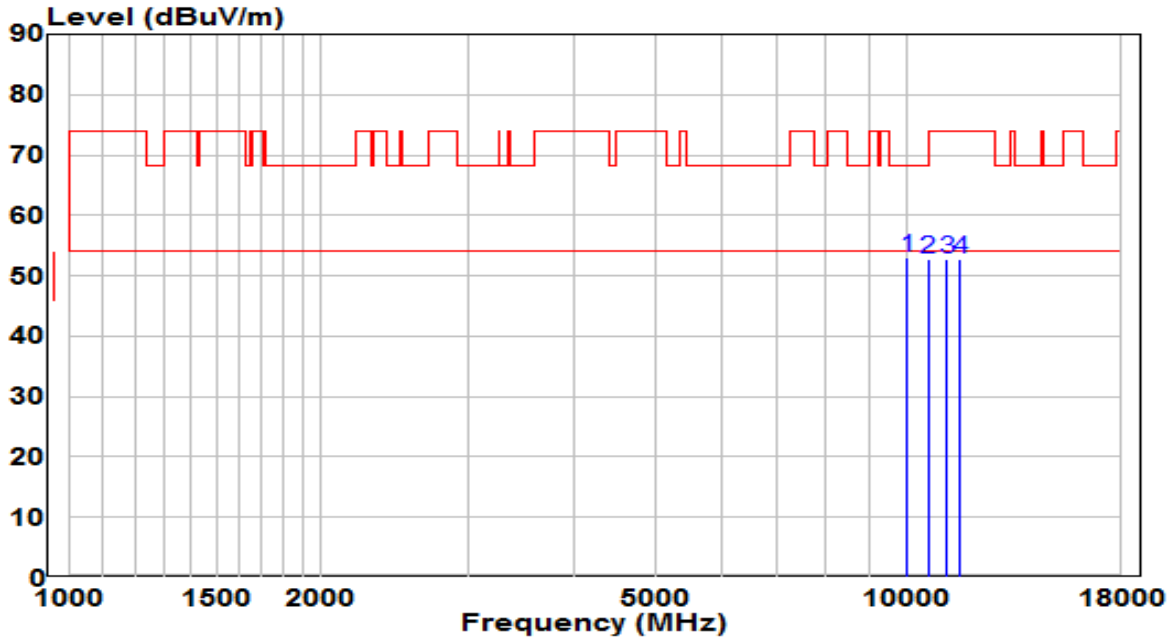

No		Frequency (MHz)	Reading (dBuV)	C.F (dB)	Measurement (dBuV/m)	Margin (dB)	Limit (dBuV/m)	Remark (QP/PK/AV)
1	*	10001.500	37.68	15.26	52.95	-15.25	68.20	Peak
2		10579.500	35.70	16.98	52.68	-15.52	68.20	Peak
3		11157.500	34.93	17.73	52.66	-21.34	74.00	Peak
4		11540.000	34.76	18.03	52.79	-21.21	74.00	Peak

Note:

1. " *", means this data is the worst emission level.
2. C.F (Correction Factor) = Antenna Factor (dB)+ Cable Loss (dB) – Preamplifier(dB).
3. Measurement (dBuV/m) = Reading(dBuV) + C.F (Correction Factor).
4. The emission levels of other frequencies are very lower than the limit and not show in test report.

EUT	AX6600 Tri-Band Wi-Fi 6 Router	Date of Test	2020-04-27
Factor	BBHA 9120D_1-18GHz_2020	Temp. / Humidity	22.8°C /36.4%
Polarity	Horizontal	Site / Test Engineer	AC1 / Kevin Ker
Test Mode	Transmit by 802.11ax-HE20 at channel 5180MHz (Beamforming Mode)	Test Voltage	120V/60Hz

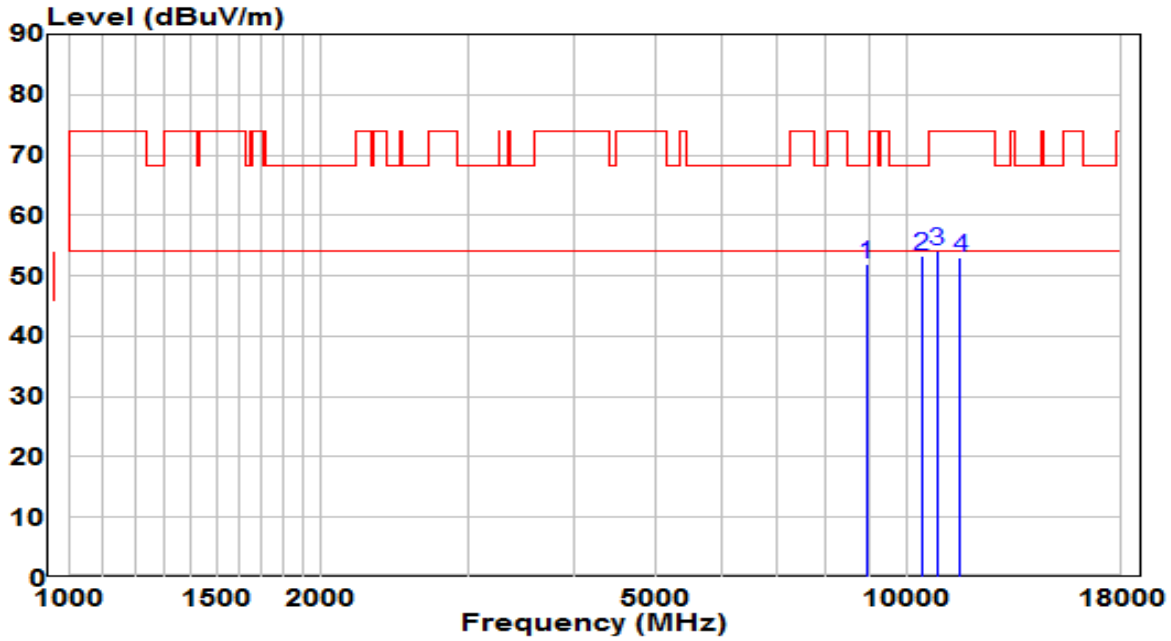

No		Frequency (MHz)	Reading (dBuV)	C.F (dB)	Measurement (dBuV/m)	Margin (dB)	Limit (dBuV/m)	Remark (QP/PK/AV)
1		8947.500	38.44	13.64	52.08	-16.12	68.20	Peak
2	*	10409.500	36.79	16.58	53.37	-14.83	68.20	Peak
3		10834.500	36.68	17.34	54.03	-19.97	74.00	Peak
4		11540.000	34.91	18.03	52.94	-21.06	74.00	Peak

Note:

1. " *", means this data is the worst emission level.
2. C.F (Correction Factor) = Antenna Factor (dB)+ Cable Loss (dB) – Preamplifier(dB).
3. Measurement (dBuV/m) = Reading(dBuV) + C.F (Correction Factor).
4. The emission levels of other frequencies are very lower than the limit and not show in test report.

EUT	AX6600 Tri-Band Wi-Fi 6 Router	Date of Test	2020-04-27
Factor	BBHA 9120D_1-18GHz_2020	Temp. / Humidity	22.8°C /36.4%
Polarity	Vertical	Site / Test Engineer	AC1 / Kevin Ker
Test Mode	Transmit by 802.11ax-HE20 at channel 5180MHz (Beamforming Mode)	Test Voltage	120V/60Hz

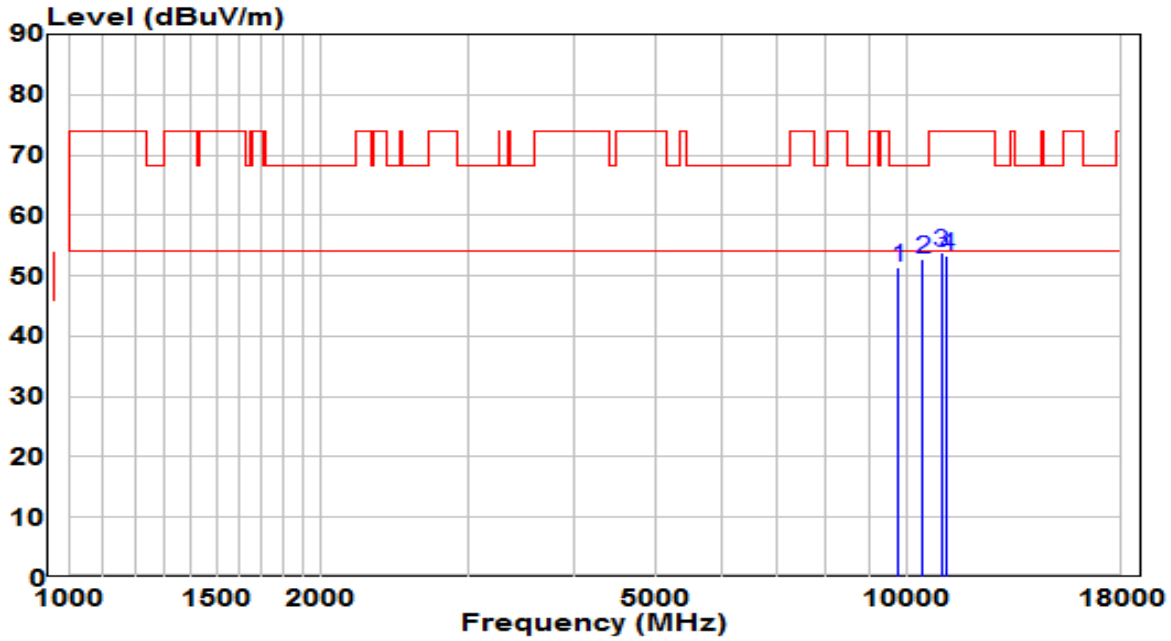

No		Frequency (MHz)	Reading (dBuV)	C.F (dB)	Measurement (dBuV/m)	Margin (dB)	Limit (dBuV/m)	Remark (QP/PK/AV)
1		9772.000	37.02	14.51	51.53	-16.67	68.20	Peak
2	*	10426.500	36.14	16.63	52.78	-15.42	68.20	Peak
3		10987.500	36.22	17.56	53.78	-20.22	74.00	Peak
4		11132.000	35.59	17.70	53.29	-20.71	74.00	Peak

Note:

1. " *", means this data is the worst emission level.
2. C.F (Correction Factor) = Antenna Factor (dB)+ Cable Loss (dB) – Preamplifier(dB).
3. Measurement (dBuV/m) = Reading(dBuV) + C.F (Correction Factor).
4. The emission levels of other frequencies are very lower than the limit and not show in test report.

EUT	AX6600 Tri-Band Wi-Fi 6 Router	Date of Test	2020-04-27
Factor	BBHA 9120D_1-18GHz_2020	Temp. / Humidity	22.8°C /36.4%
Polarity	Horizontal	Site / Test Engineer	AC1 / Kevin Ker
Test Mode	Transmit by 802.11ax-HE20 at channel 5220MHz (Beamforming Mode)	Test Voltage	120V/60Hz

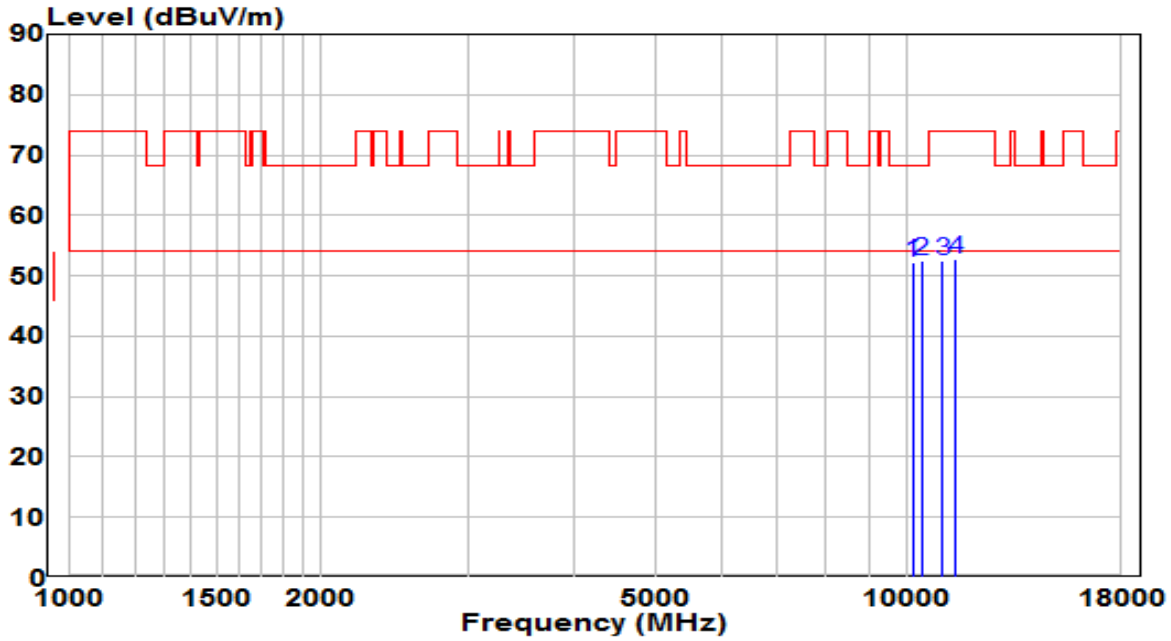

No		Frequency (MHz)	Reading (dBuV)	C.F (dB)	Measurement (dBuV/m)	Margin (dB)	Limit (dBuV/m)	Remark (QP/PK/AV)
1		10163.000	36.41	15.78	52.19	-16.01	68.20	Peak
2	*	10409.500	35.88	16.58	52.46	-15.74	68.20	Peak
3		11021.500	34.88	17.60	52.48	-21.52	74.00	Peak
4		11404.000	34.68	17.96	52.64	-21.36	74.00	Peak

Note:

1. " *", means this data is the worst emission level.
2. C.F (Correction Factor) = Antenna Factor (dB)+ Cable Loss (dB) – Preamplifier(dB).
3. Measurement (dBuV/m) = Reading(dBuV) + C.F (Correction Factor).
4. The emission levels of other frequencies are very lower than the limit and not show in test report.

EUT	AX6600 Tri-Band Wi-Fi 6 Router	Date of Test	2020-04-27
Factor	BBHA 9120D_1-18GHz_2020	Temp. / Humidity	22.8°C /36.4%
Polarity	Vertical	Site / Test Engineer	AC1 / Kevin Ker
Test Mode	Transmit by 802.11ax-HE20 at channel 5220MHz (Beamforming Mode)	Test Voltage	120V/60Hz

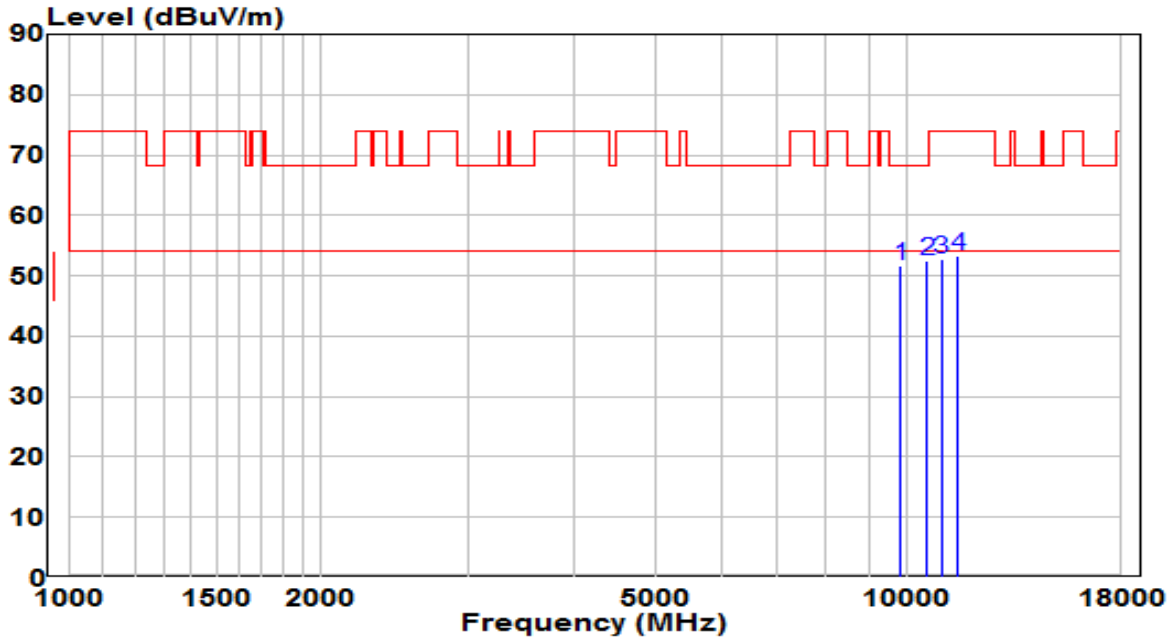

No		Frequency (MHz)	Reading (dBuV)	C.F (dB)	Measurement (dBuV/m)	Margin (dB)	Limit (dBuV/m)	Remark (QP/PK/AV)
1		9823.000	37.10	14.68	51.78	-16.42	68.20	Peak
2	*	10571.000	35.60	16.97	52.57	-15.63	68.20	Peak
3		10979.000	35.16	17.55	52.71	-21.29	74.00	Peak
4		11497.500	35.25	18.04	53.29	-20.71	74.00	Peak

Note:

1. " *", means this data is the worst emission level.
2. C.F (Correction Factor) = Antenna Factor (dB)+ Cable Loss (dB) – Preamplifier(dB).
3. Measurement (dBuV/m) = Reading(dBuV) + C.F (Correction Factor).
4. The emission levels of other frequencies are very lower than the limit and not show in test report.

EUT	AX6600 Tri-Band Wi-Fi 6 Router	Date of Test	2020-04-27
Factor	BBHA 9120D_1-18GHz_2020	Temp. / Humidity	22.8°C /36.4%
Polarity	Horizontal	Site / Test Engineer	AC1 / Kevin Ker
Test Mode	Transmit by 802.11ax-HE20 at channel 5240MHz (Beamforming Mode)	Test Voltage	120V/60Hz

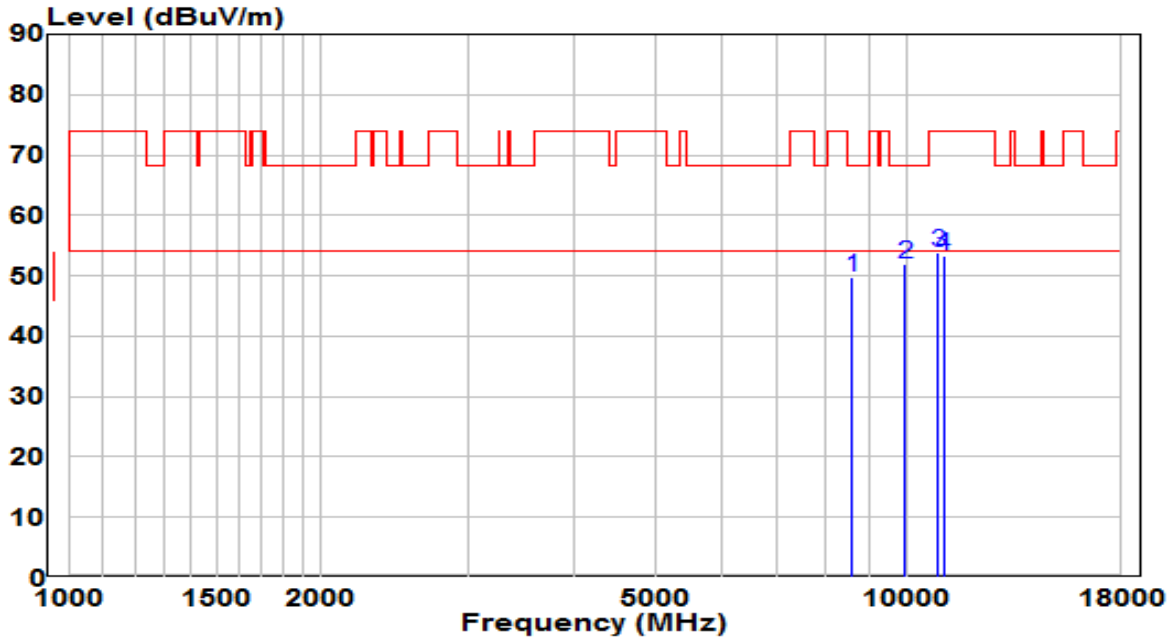

No		Frequency (MHz)	Reading (dBuV)	C.F (dB)	Measurement (dBuV/m)	Margin (dB)	Limit (dBuV/m)	Remark (QP/PK/AV)
1		8590.500	37.09	12.70	49.79	-18.41	68.20	Peak
2	*	9925.000	36.97	15.01	51.99	-16.21	68.20	Peak
3		10868.500	36.48	17.39	53.87	-20.13	74.00	Peak
4		11047.000	35.75	17.62	53.37	-20.63	74.00	Peak

Note:

1. " *", means this data is the worst emission level.
2. C.F (Correction Factor) = Antenna Factor (dB)+ Cable Loss (dB) – Preamplifier(dB).
3. Measurement (dBuV/m) = Reading(dBuV) + C.F (Correction Factor).
4. The emission levels of other frequencies are very lower than the limit and not show in test report.

EUT	AX6600 Tri-Band Wi-Fi 6 Router	Date of Test	2020-04-27
Factor	BBHA 9120D_1-18GHz_2020	Temp. / Humidity	22.8°C /36.4%
Polarity	Vertical	Site / Test Engineer	AC1 / Kevin Ker
Test Mode	Transmit by 802.11ax-HE20 at channel 5240MHz (Beamforming Mode)	Test Voltage	120V/60Hz

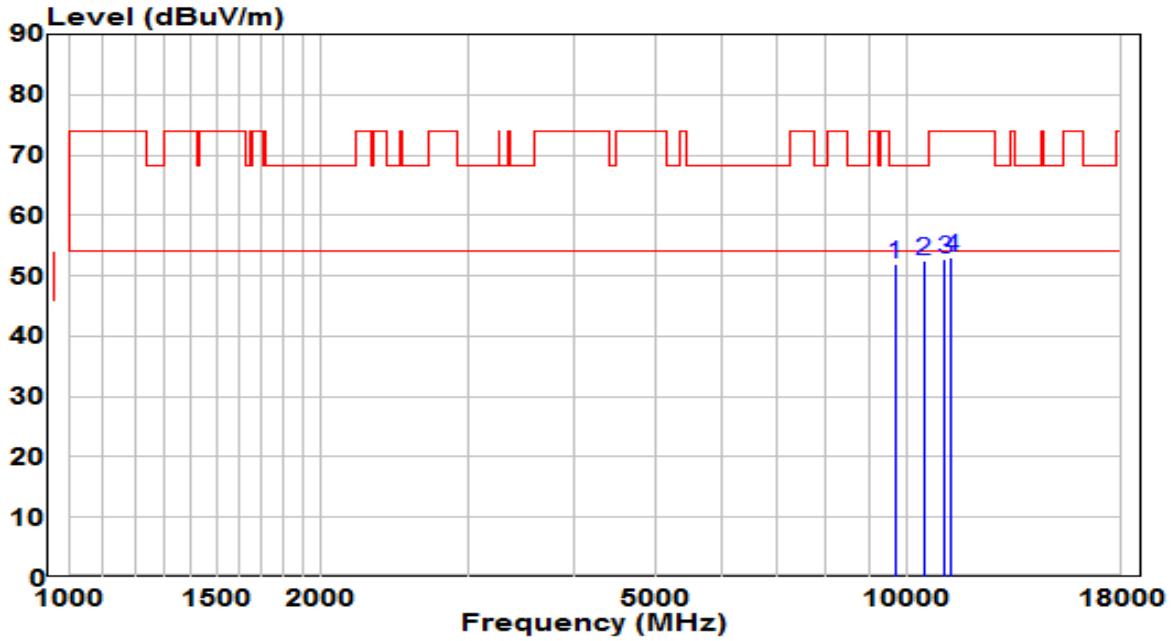

No		Frequency (MHz)	Reading (dBuV)	C.F (dB)	Measurement (dBuV/m)	Margin (dB)	Limit (dBuV/m)	Remark (QP/PK/AV)
1		9670.000	37.78	14.18	51.95	-16.25	68.20	Peak
2	*	10469.000	35.85	16.77	52.62	-15.58	68.20	Peak
3		11081.000	34.98	17.66	52.64	-21.36	74.00	Peak
4		11293.500	35.21	17.86	53.06	-20.94	74.00	Peak

Note:

1. " *", means this data is the worst emission level.
2. C.F (Correction Factor) = Antenna Factor (dB)+ Cable Loss (dB) – Preamplifier(dB).
3. Measurement (dBuV/m) = Reading(dBuV) + C.F (Correction Factor).
4. The emission levels of other frequencies are very lower than the limit and not show in test report.

EUT	AX6600 Tri-Band Wi-Fi 6 Router	Date of Test	2020-04-27
Factor	BBHA 9120D_1-18GHz_2020	Temp. / Humidity	22.8°C /36.4%
Polarity	Horizontal	Site / Test Engineer	AC1 / Kevin Ker
Test Mode	Transmit by 802.11ax-HE20 at channel 5500MHz (Beamforming Mode)	Test Voltage	120V/60Hz

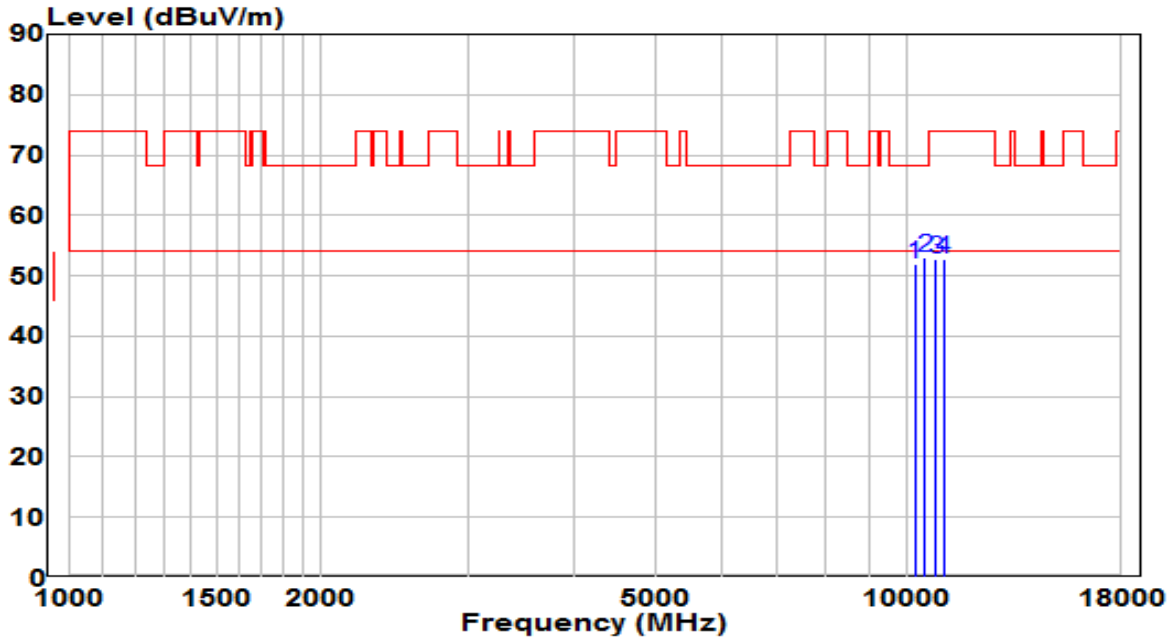

No		Frequency (MHz)	Reading (dBuV)	C.F (dB)	Measurement (dBuV/m)	Margin (dB)	Limit (dBuV/m)	Remark (QP/PK/AV)
1		10214.000	36.07	15.95	52.02	-16.18	68.20	Peak
2	*	10477.500	36.27	16.80	53.07	-15.13	68.20	Peak
3		10817.500	35.49	17.32	52.81	-21.19	74.00	Peak
4		11038.500	35.25	17.62	52.87	-21.13	74.00	Peak

Note:

1. " *", means this data is the worst emission level.
2. C.F (Correction Factor) = Antenna Factor (dB)+ Cable Loss (dB) – Preamplifier(dB).
3. Measurement (dBuV/m) = Reading(dBuV) + C.F (Correction Factor).
4. The emission levels of other frequencies are very lower than the limit and not show in test report.

EUT	AX6600 Tri-Band Wi-Fi 6 Router	Date of Test	2020-04-27
Factor	BBHA 9120D_1-18GHz_2020	Temp. / Humidity	22.8°C /36.4%
Polarity	Vertical	Site / Test Engineer	AC1 / Kevin Ker
Test Mode	Transmit by 802.11ax-HE20 at channel 5500MHz (Beamforming Mode)	Test Voltage	120V/60Hz

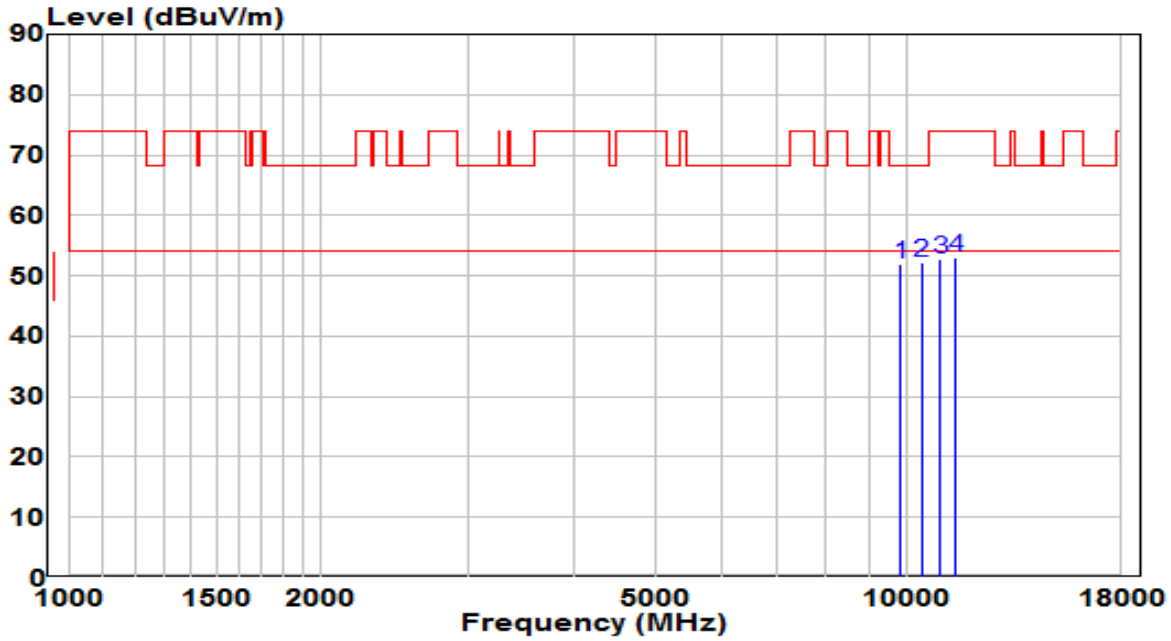

No		Frequency (MHz)	Reading (dBuV)	C.F (dB)	Measurement (dBuV/m)	Margin (dB)	Limit (dBuV/m)	Remark (QP/PK/AV)
1		9831.500	37.14	14.71	51.85	-16.35	68.20	Peak
2	*	10401.000	35.67	16.55	52.22	-15.98	68.20	Peak
3		10936.500	35.33	17.49	52.82	-21.18	74.00	Peak
4		11429.500	34.93	17.98	52.91	-21.09	74.00	Peak

Note:

1. " *", means this data is the worst emission level.
2. C.F (Correction Factor) = Antenna Factor (dB)+ Cable Loss (dB) – Preamplifier(dB).
3. Measurement (dBuV/m) = Reading(dBuV) + C.F (Correction Factor).
4. The emission levels of other frequencies are very lower than the limit and not show in test report.

EUT	AX6600 Tri-Band Wi-Fi 6 Router	Date of Test	2020-04-27
Factor	BBHA 9120D_1-18GHz_2020	Temp. / Humidity	22.8°C /36.4%
Polarity	Horizontal	Site / Test Engineer	AC1 / Kevin Ker
Test Mode	Transmit by 802.11ax-HE20 at channel 5580MHz (Beamforming Mode)	Test Voltage	120V/60Hz

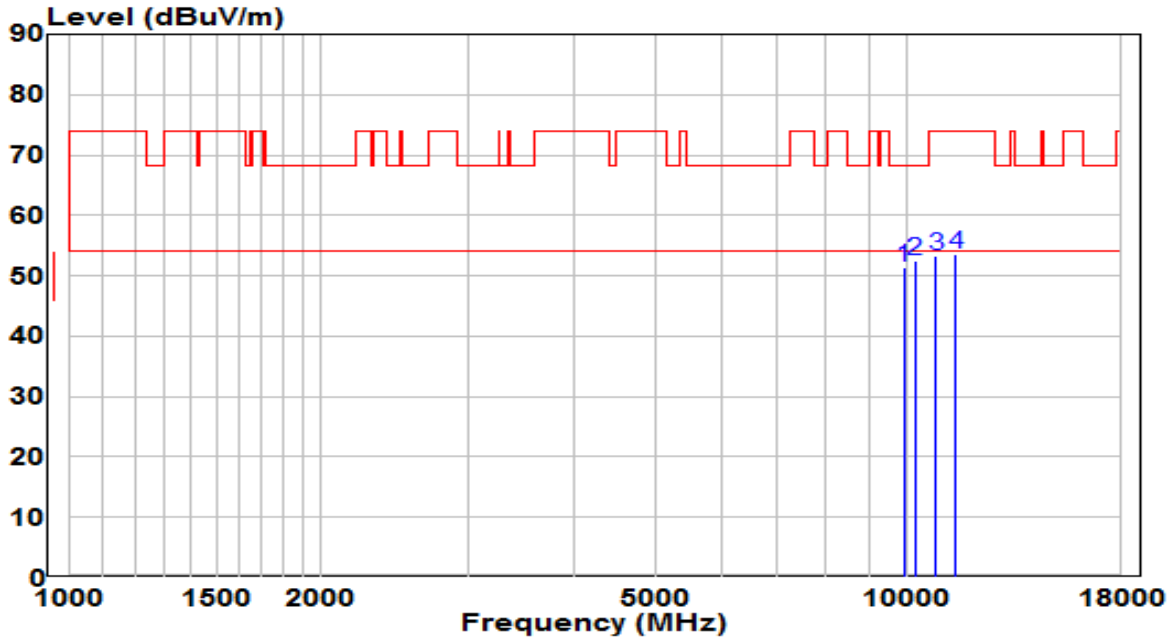

No		Frequency (MHz)	Reading (dBuV)	C.F (dB)	Measurement (dBuV/m)	Margin (dB)	Limit (dBuV/m)	Remark (QP/PK/AV)
1		9916.500	36.34	14.99	51.33	-16.87	68.20	Peak
2	*	10197.000	36.50	15.89	52.39	-15.81	68.20	Peak
3		10809.000	36.06	17.31	53.37	-20.63	74.00	Peak
4		11429.500	35.55	17.98	53.53	-20.47	74.00	Peak

Note:

1. " *", means this data is the worst emission level.
2. C.F (Correction Factor) = Antenna Factor (dB)+ Cable Loss (dB) – Preamplifier(dB).
3. Measurement (dBuV/m) = Reading(dBuV) + C.F (Correction Factor).
4. The emission levels of other frequencies are very lower than the limit and not show in test report.

EUT	AX6600 Tri-Band Wi-Fi 6 Router	Date of Test	2020-04-27
Factor	BBHA 9120D_1-18GHz_2020	Temp. / Humidity	22.8°C /36.4%
Polarity	Vertical	Site / Test Engineer	AC1 / Kevin Ker
Test Mode	Transmit by 802.11ax-HE20 at channel 5580MHz (Beamforming Mode)	Test Voltage	120V/60Hz

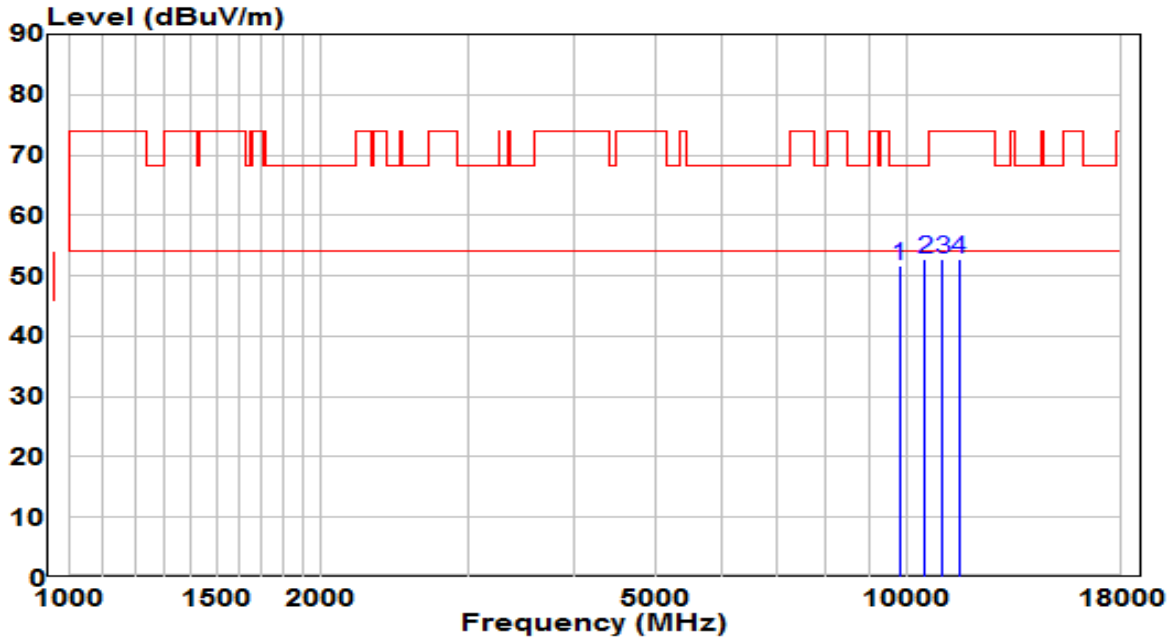

No		Frequency (MHz)	Reading (dBuV)	C.F (dB)	Measurement (dBuV/m)	Margin (dB)	Limit (dBuV/m)	Remark (QP/PK/AV)
1		9789.000	37.06	14.57	51.63	-16.57	68.20	Peak
2	*	10494.500	35.94	16.85	52.79	-15.41	68.20	Peak
3		10996.000	35.15	17.57	52.72	-21.28	74.00	Peak
4		11531.500	34.73	18.04	52.76	-21.24	74.00	Peak

Note:

1. " *", means this data is the worst emission level.
2. C.F (Correction Factor) = Antenna Factor (dB)+ Cable Loss (dB) – Preamplifier(dB).
3. Measurement (dBuV/m) = Reading(dBuV) + C.F (Correction Factor).
4. The emission levels of other frequencies are very lower than the limit and not show in test report.

EUT	AX6600 Tri-Band Wi-Fi 6 Router	Date of Test	2020-04-27
Factor	BBHA 9120D_1-18GHz_2020	Temp. / Humidity	22.8°C /36.4%
Polarity	Horizontal	Site / Test Engineer	AC1 / Kevin Ker
Test Mode	Transmit by 802.11ax-HE20 at channel 5700MHz (Beamforming Mode)	Test Voltage	120V/60Hz

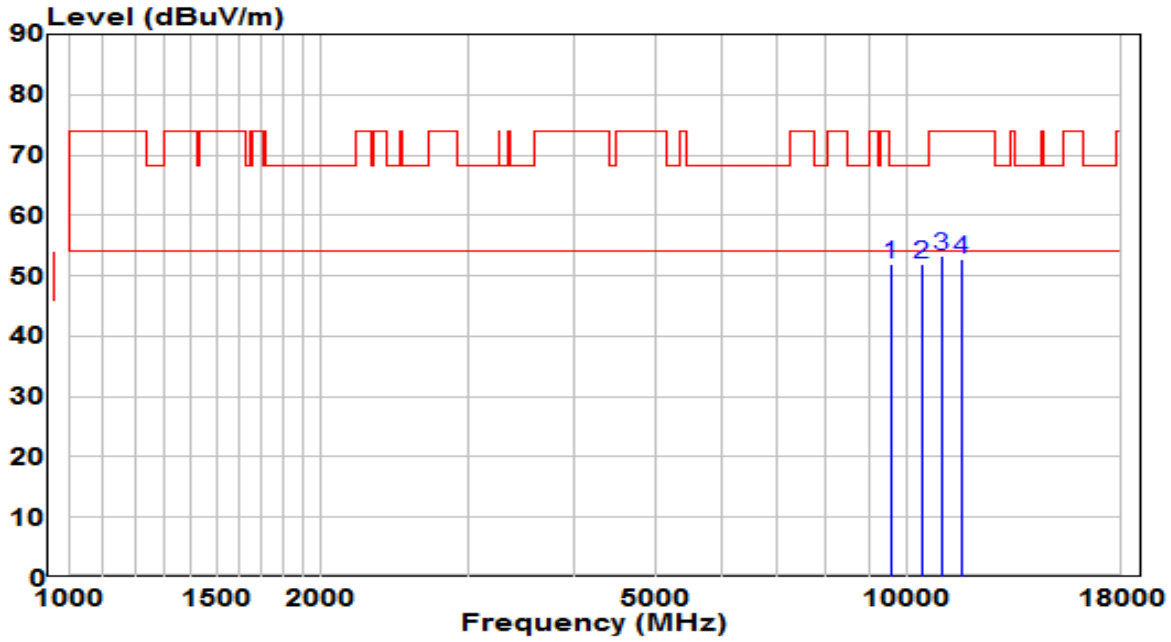

No		Frequency (MHz)	Reading (dBuV)	C.F (dB)	Measurement (dBuV/m)	Margin (dB)	Limit (dBuV/m)	Remark (QP/PK/AV)
1		9551.000	38.17	13.79	51.96	-16.24	68.20	Peak
2	*	10409.500	35.45	16.58	52.03	-16.17	68.20	Peak
3		10987.500	35.61	17.56	53.17	-20.83	74.00	Peak
4		11599.500	34.75	18.00	52.76	-21.24	74.00	Peak

Note:

1. " *", means this data is the worst emission level.
2. C.F (Correction Factor) = Antenna Factor (dB)+ Cable Loss (dB) – Preamplifier(dB).
3. Measurement (dBuV/m) = Reading(dBuV) + C.F (Correction Factor).
4. The emission levels of other frequencies are very lower than the limit and not show in test report.

EUT	AX6600 Tri-Band Wi-Fi 6 Router	Date of Test	2020-04-27
Factor	BBHA 9120D_1-18GHz_2020	Temp. / Humidity	22.8°C /36.4%
Polarity	Vertical	Site / Test Engineer	AC1 / Kevin Ker
Test Mode	Transmit by 802.11ax-HE20 at channel 5700MHz (Beamforming Mode)	Test Voltage	120V/60Hz

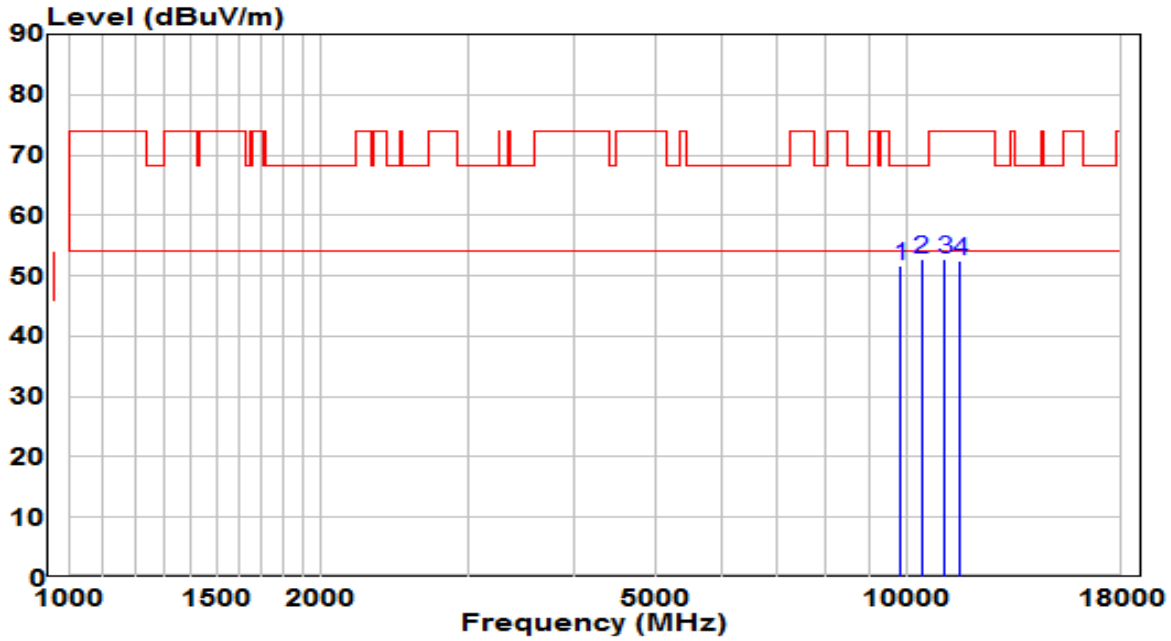

No		Frequency (MHz)	Reading (dBuV)	C.F (dB)	Measurement (dBuV/m)	Margin (dB)	Limit (dBuV/m)	Remark (QP/PK/AV)
1		9831.500	36.94	14.71	51.65	-16.55	68.20	Peak
2	*	10401.000	36.30	16.55	52.85	-15.35	68.20	Peak
3		11089.500	35.17	17.66	52.83	-21.17	74.00	Peak
4		11574.000	34.61	18.02	52.62	-21.38	74.00	Peak

Note:

1. " *", means this data is the worst emission level.
2. C.F (Correction Factor) = Antenna Factor (dB)+ Cable Loss (dB) – Preamplifier(dB).
3. Measurement (dBuV/m) = Reading(dBuV) + C.F (Correction Factor).
4. The emission levels of other frequencies are very lower than the limit and not show in test report.

EUT	AX6600 Tri-Band Wi-Fi 6 Router	Date of Test	2020-04-27
Factor	BBHA 9120D_1-18GHz_2020	Temp. / Humidity	22.8°C /36.4%
Polarity	Horizontal	Site / Test Engineer	AC1 / Kevin Ker
Test Mode	Transmit by 802.11ax-HE20 at channel 5720MHz (Beamforming Mode)	Test Voltage	120V/60Hz

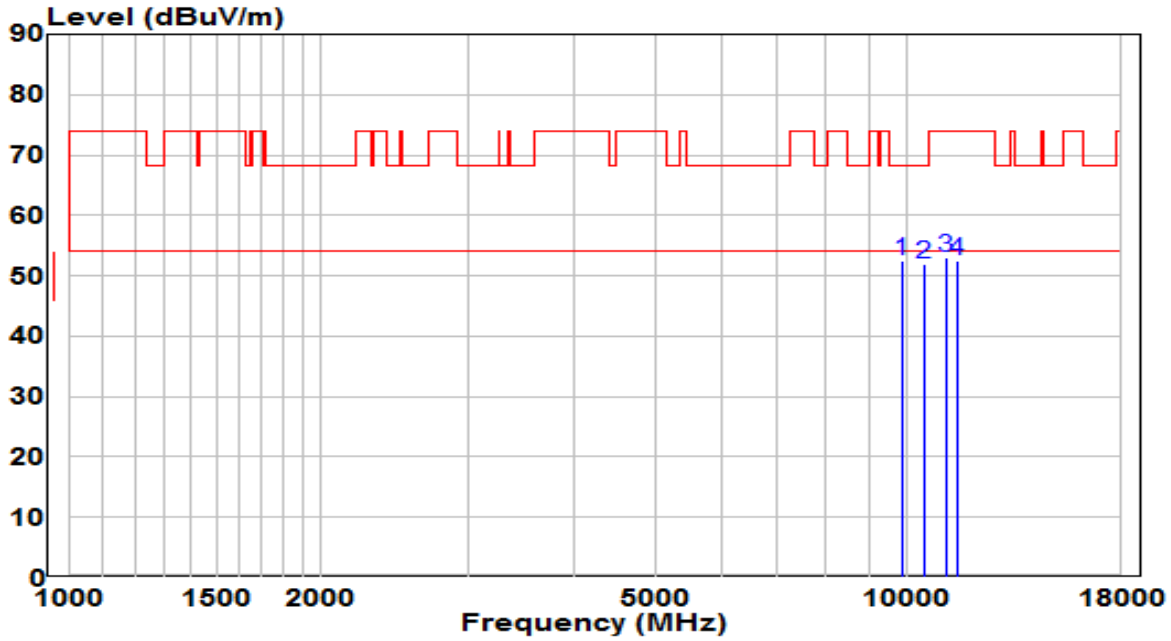

No		Frequency (MHz)	Reading (dBuV)	C.F (dB)	Measurement (dBuV/m)	Margin (dB)	Limit (dBuV/m)	Remark (QP/PK/AV)
1	*	9857.000	37.61	14.79	52.40	-15.80	68.20	Peak
2		10452.000	35.12	16.72	51.84	-16.36	68.20	Peak
3		11106.500	35.29	17.68	52.97	-21.03	74.00	Peak
4		11446.500	34.37	18.00	52.37	-21.63	74.00	Peak

Note:

1. " *", means this data is the worst emission level.
2. C.F (Correction Factor) = Antenna Factor (dB)+ Cable Loss (dB) – Preamplifier(dB).
3. Measurement (dBuV/m) = Reading(dBuV) + C.F (Correction Factor).
4. The emission levels of other frequencies are very lower than the limit and not show in test report.

EUT	AX6600 Tri-Band Wi-Fi 6 Router	Date of Test	2020-04-27
Factor	BBHA 9120D_1-18GHz_2020	Temp. / Humidity	22.8°C /36.4%
Polarity	Vertical	Site / Test Engineer	AC1 / Kevin Ker
Test Mode	Transmit by 802.11ax-HE20 at channel 5720MHz (Beamforming Mode)	Test Voltage	120V/60Hz

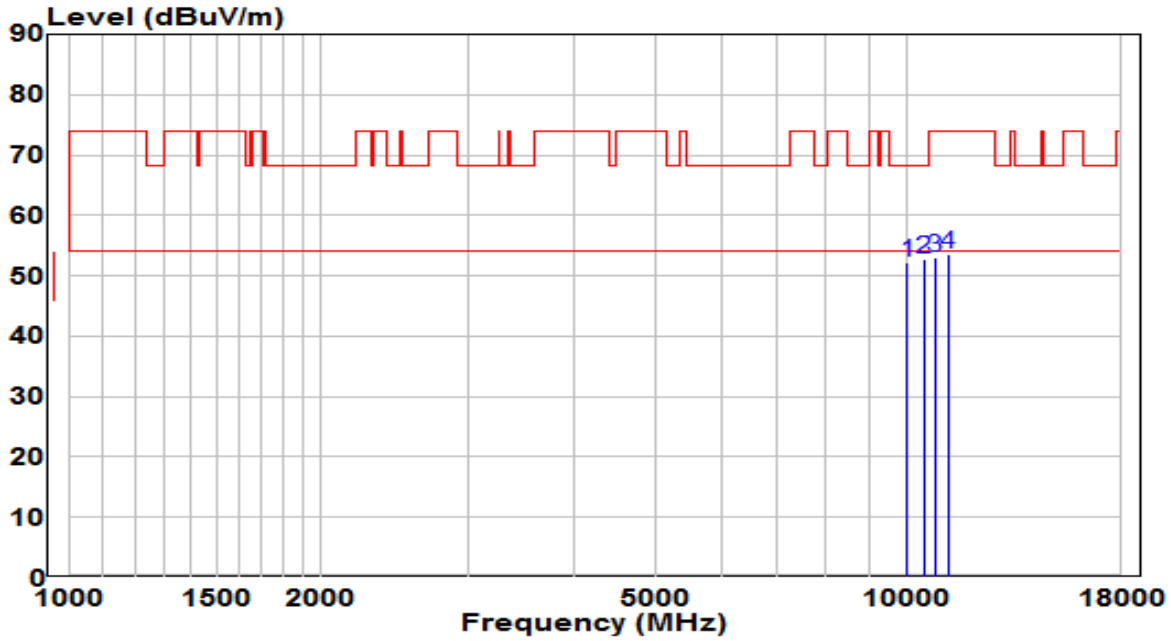

No		Frequency (MHz)	Reading (dBuV)	C.F (dB)	Measurement (dBuV/m)	Margin (dB)	Limit (dBuV/m)	Remark (QP/PK/AV)
1		10001.500	36.93	15.26	52.20	-16.00	68.20	Peak
2	*	10469.000	36.05	16.77	52.82	-15.38	68.20	Peak
3		10766.500	35.71	17.25	52.95	-21.05	74.00	Peak
4		11191.500	35.70	17.76	53.46	-20.54	74.00	Peak

Note:

1. " *", means this data is the worst emission level.
2. C.F (Correction Factor) = Antenna Factor (dB)+ Cable Loss (dB) – Preamplifier(dB).
3. Measurement (dBuV/m) = Reading(dBuV) + C.F (Correction Factor).
4. The emission levels of other frequencies are very lower than the limit and not show in test report.

EUT	AX6600 Tri-Band Wi-Fi 6 Router	Date of Test	2020-04-27
Factor	BBHA 9120D_1-18GHz_2020	Temp. / Humidity	22.8°C /36.4%
Polarity	Horizontal	Site / Test Engineer	AC1 / Kevin Ker
Test Mode	Transmit by 802.11ax-HE20 at channel 5745MHz (Beamforming Mode)	Test Voltage	120V/60Hz

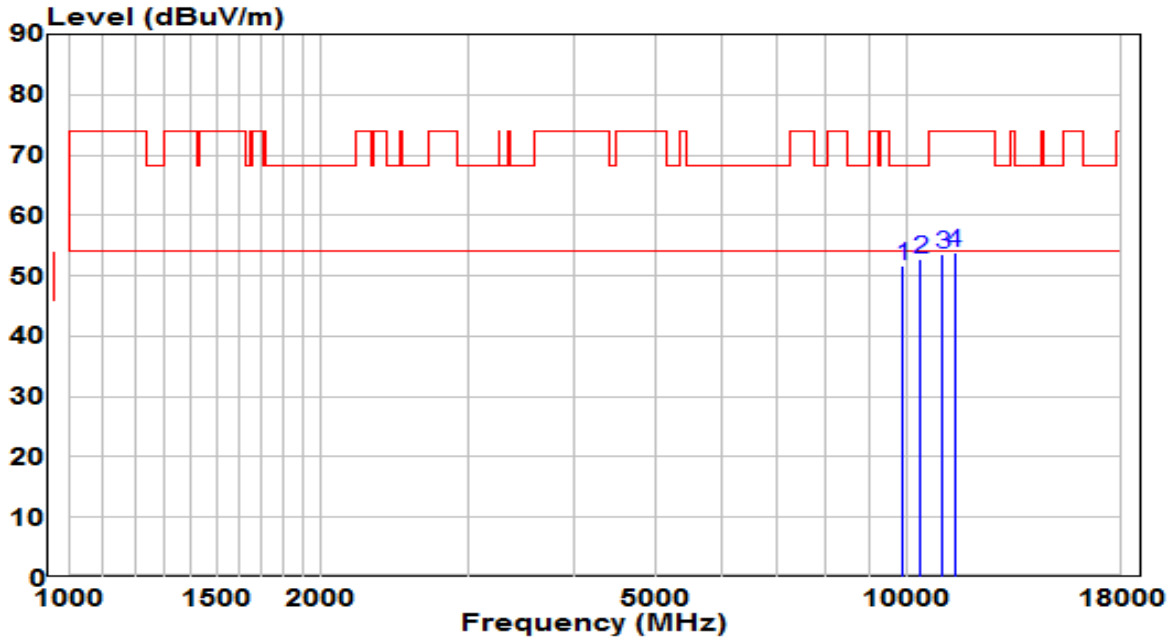

No		Frequency (MHz)	Reading (dBuV)	C.F (dB)	Measurement (dBuV/m)	Margin (dB)	Limit (dBuV/m)	Remark (QP/PK/AV)
1		9865.500	36.80	14.82	51.61	-16.59	68.20	Peak
2	*	10367.000	36.28	16.44	52.72	-15.48	68.20	Peak
3		11004.500	35.87	17.58	53.45	-20.55	74.00	Peak
4		11370.000	35.85	17.93	53.77	-20.23	74.00	Peak

Note:

1. " *", means this data is the worst emission level.
2. C.F (Correction Factor) = Antenna Factor (dB)+ Cable Loss (dB) – Preamplifier(dB).
3. Measurement (dBuV/m) = Reading(dBuV) + C.F (Correction Factor).
4. The emission levels of other frequencies are very lower than the limit and not show in test report.

EUT	AX6600 Tri-Band Wi-Fi 6 Router	Date of Test	2020-04-27
Factor	BBHA 9120D_1-18GHz_2020	Temp. / Humidity	22.8°C /36.4%
Polarity	Vertical	Site / Test Engineer	AC1 / Kevin Ker
Test Mode	Transmit by 802.11ax-HE20 at channel 5745MHz (Beamforming Mode)	Test Voltage	120V/60Hz

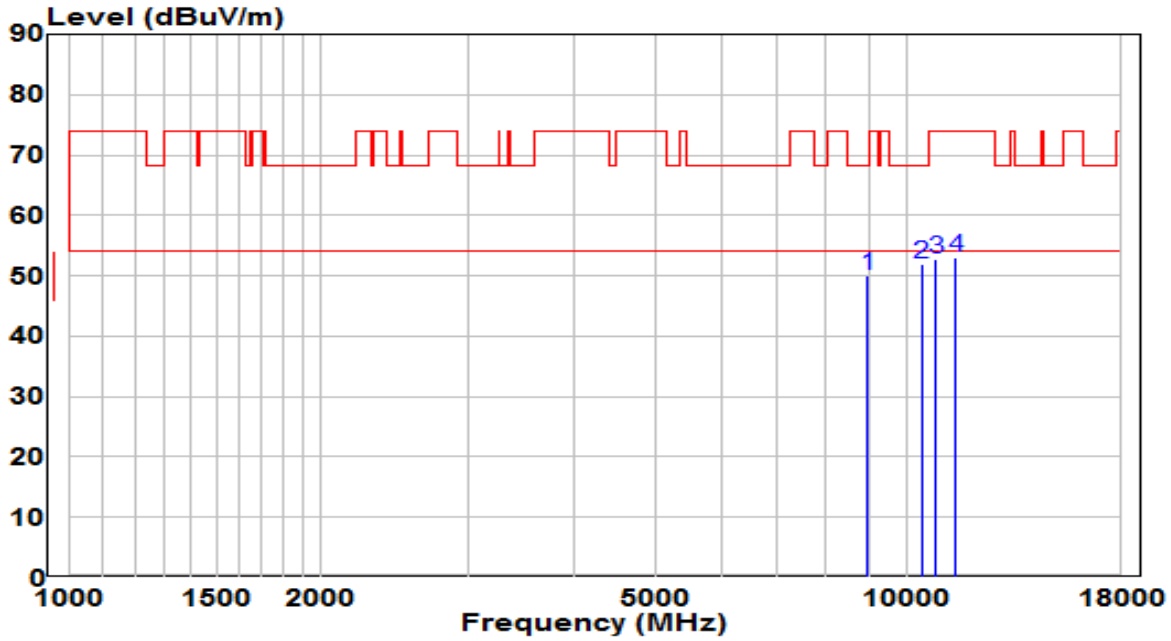

No		Frequency (MHz)	Reading (dBuV)	C.F (dB)	Measurement (dBuV/m)	Margin (dB)	Limit (dBuV/m)	Remark (QP/PK/AV)
1		8956.000	36.47	13.66	50.13	-18.07	68.20	Peak
2	*	10392.500	35.44	16.52	51.96	-16.24	68.20	Peak
3		10817.500	35.43	17.32	52.75	-21.25	74.00	Peak
4		11404.000	35.01	17.96	52.97	-21.03	74.00	Peak

Note:

1. " *", means this data is the worst emission level.
2. C.F (Correction Factor) = Antenna Factor (dB)+ Cable Loss (dB) – Preamplifier(dB).
3. Measurement (dBuV/m) = Reading(dBuV) + C.F (Correction Factor).
4. The emission levels of other frequencies are very lower than the limit and not show in test report.

EUT	AX6600 Tri-Band Wi-Fi 6 Router	Date of Test	2020-04-27
Factor	BBHA 9120D_1-18GHz_2020	Temp. / Humidity	22.8°C /36.4%
Polarity	Horizontal	Site / Test Engineer	AC1 / Kevin Ker
Test Mode	Transmit by 802.11ax-HE20 at channel 5785MHz (Beamforming Mode)	Test Voltage	120V/60Hz

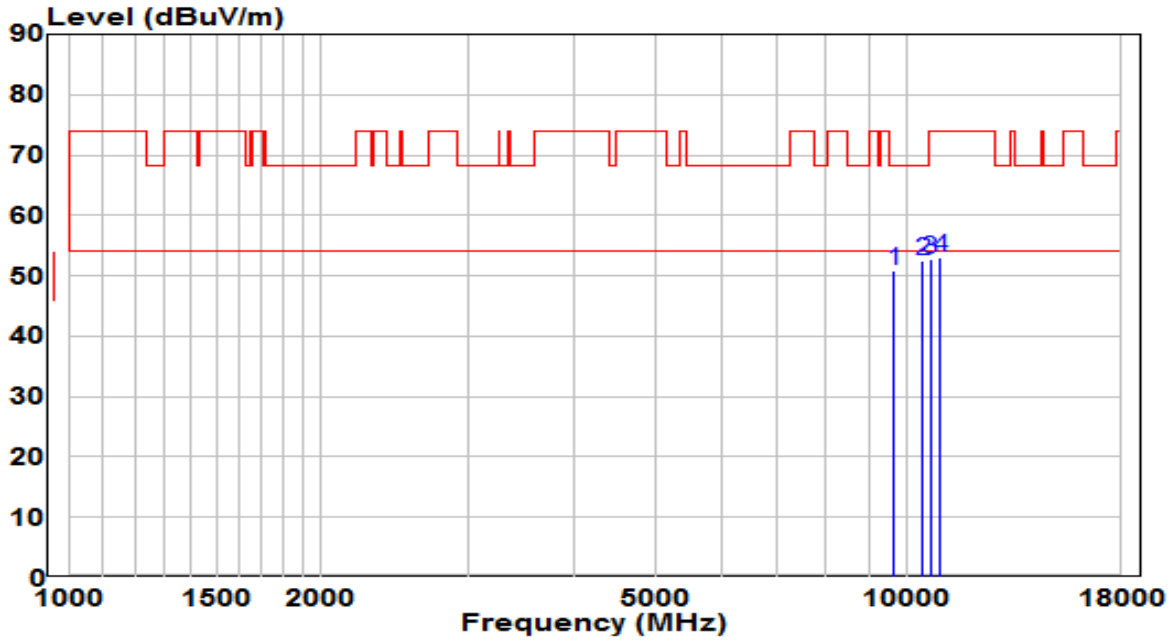

No		Frequency (MHz)	Reading (dBuV)	C.F (dB)	Measurement (dBuV/m)	Margin (dB)	Limit (dBuV/m)	Remark (QP/PK/AV)
1		9627.500	36.73	14.04	50.77	-17.43	68.20	Peak
2	*	10418.000	35.96	16.61	52.57	-15.63	68.20	Peak
3		10639.000	35.80	17.07	52.87	-21.13	74.00	Peak
4		10936.500	35.45	17.49	52.94	-21.06	74.00	Peak

Note:

1. " *", means this data is the worst emission level.
2. C.F (Correction Factor) = Antenna Factor (dB)+ Cable Loss (dB) – Preamplifier(dB).
3. Measurement (dBuV/m) = Reading(dBuV) + C.F (Correction Factor).
4. The emission levels of other frequencies are very lower than the limit and not show in test report.

EUT	AX6600 Tri-Band Wi-Fi 6 Router	Date of Test	2020-04-27
Factor	BBHA 9120D_1-18GHz_2020	Temp. / Humidity	22.8°C /36.4%
Polarity	Vertical	Site / Test Engineer	AC1 / Kevin Ker
Test Mode	Transmit by 802.11ax-HE20 at channel 5785MHz (Beamforming Mode)	Test Voltage	120V/60Hz

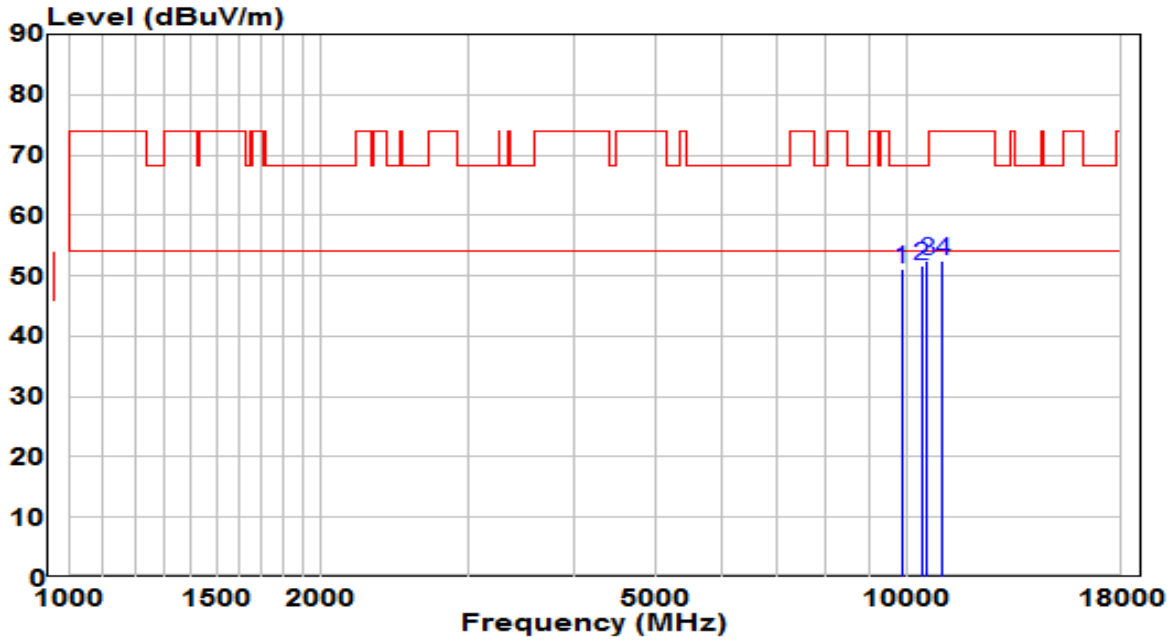

No		Frequency (MHz)	Reading (dBuV)	C.F (dB)	Measurement (dBuV/m)	Margin (dB)	Limit (dBuV/m)	Remark (QP/PK/AV)
1		9848.500	36.48	14.76	51.25	-16.95	68.20	Peak
2		10384.000	35.24	16.50	51.74	-16.46	68.20	Peak
3	*	10571.000	35.38	16.97	52.36	-15.84	68.20	Peak
4		11013.000	34.90	17.59	52.49	-21.51	74.00	Peak

Note:

1. " *", means this data is the worst emission level.
2. C.F (Correction Factor) = Antenna Factor (dB)+ Cable Loss (dB) – Preamplifier(dB).
3. Measurement (dBuV/m) = Reading(dBuV) + C.F (Correction Factor).
4. The emission levels of other frequencies are very lower than the limit and not show in test report.

EUT	AX6600 Tri-Band Wi-Fi 6 Router	Date of Test	2020-04-27
Factor	BBHA 9120D_1-18GHz_2020	Temp. / Humidity	22.8°C /36.4%
Polarity	Horizontal	Site / Test Engineer	AC1 / Kevin Ker
Test Mode	Transmit by 802.11ax-HE20 at channel 5825MHz (Beamforming Mode)	Test Voltage	120V/60Hz

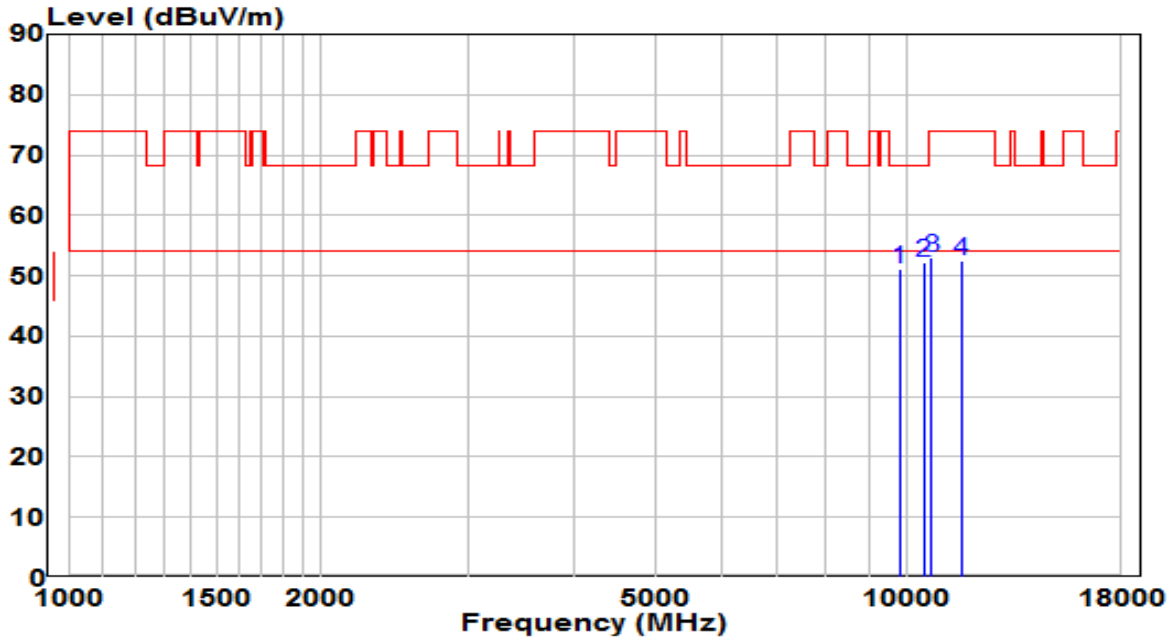

No		Frequency (MHz)	Reading (dBuV)	C.F (dB)	Measurement (dBuV/m)	Margin (dB)	Limit (dBuV/m)	Remark (QP/PK/AV)
1		9789.000	36.62	14.57	51.19	-17.01	68.20	Peak
2	*	10452.000	35.42	16.72	52.13	-16.07	68.20	Peak
3		10673.000	35.81	17.12	52.93	-21.07	74.00	Peak
4		11608.000	34.40	18.00	52.40	-21.60	74.00	Peak

Note:

1. " *", means this data is the worst emission level.
2. C.F (Correction Factor) = Antenna Factor (dB)+ Cable Loss (dB) – Preamplifier(dB).
3. Measurement (dBuV/m) = Reading(dBuV) + C.F (Correction Factor).
4. The emission levels of other frequencies are very lower than the limit and not show in test report.

EUT	AX6600 Tri-Band Wi-Fi 6 Router	Date of Test	2020-04-27
Factor	BBHA 9120D_1-18GHz_2020	Temp. / Humidity	22.8°C /36.4%
Polarity	Vertical	Site / Test Engineer	AC1 / Kevin Ker
Test Mode	Transmit by 802.11ax-HE20 at channel 5825MHz (Beamforming Mode)	Test Voltage	120V/60Hz

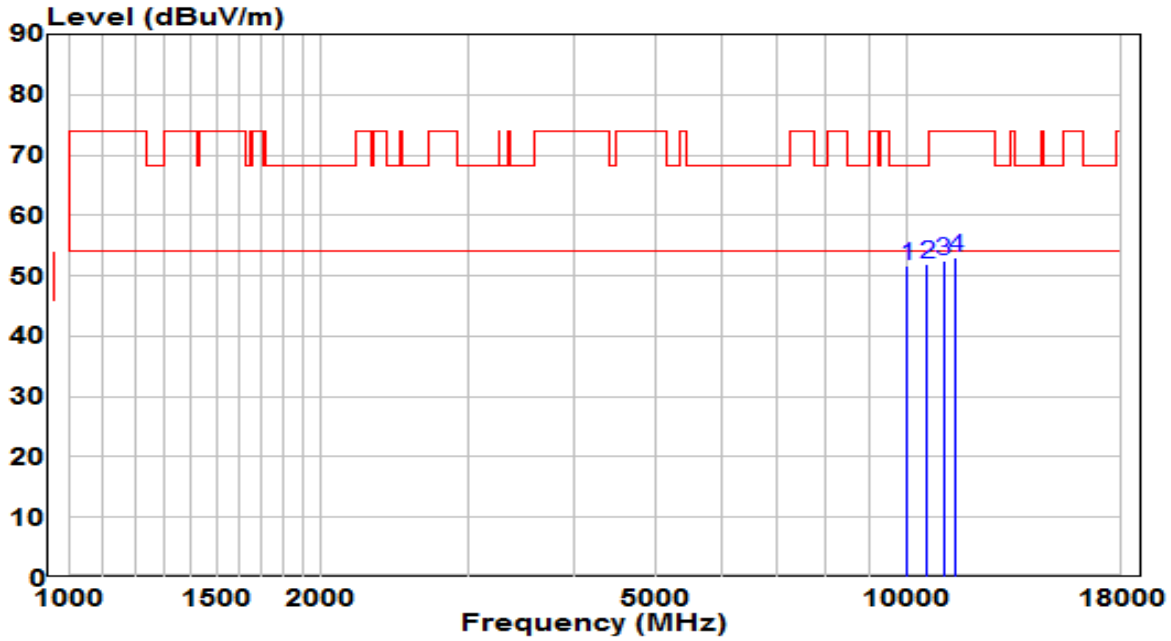

No		Frequency (MHz)	Reading (dBuV)	C.F (dB)	Measurement (dBuV/m)	Margin (dB)	Limit (dBuV/m)	Remark (QP/PK/AV)
1		9993.000	36.56	15.24	51.80	-16.40	68.20	Peak
2	*	10545.500	34.98	16.93	51.92	-16.28	68.20	Peak
3		11047.000	34.79	17.62	52.42	-21.58	74.00	Peak
4		11404.000	35.06	17.96	53.02	-20.98	74.00	Peak

Note:

1. " *", means this data is the worst emission level.
2. C.F (Correction Factor) = Antenna Factor (dB)+ Cable Loss (dB) – Preamplifier(dB).
3. Measurement (dBuV/m) = Reading(dBuV) + C.F (Correction Factor).
4. The emission levels of other frequencies are very lower than the limit and not show in test report.

EUT	AX6600 Tri-Band Wi-Fi 6 Router	Date of Test	2020-04-27
Factor	BBHA 9120D_1-18GHz_2020	Temp. / Humidity	22.8°C /36.4%
Polarity	Horizontal	Site / Test Engineer	AC1 / Kevin Ker
Test Mode	Transmit by 802.11ax-HE40 at channel 5190MHz (Beamforming Mode)	Test Voltage	120V/60Hz

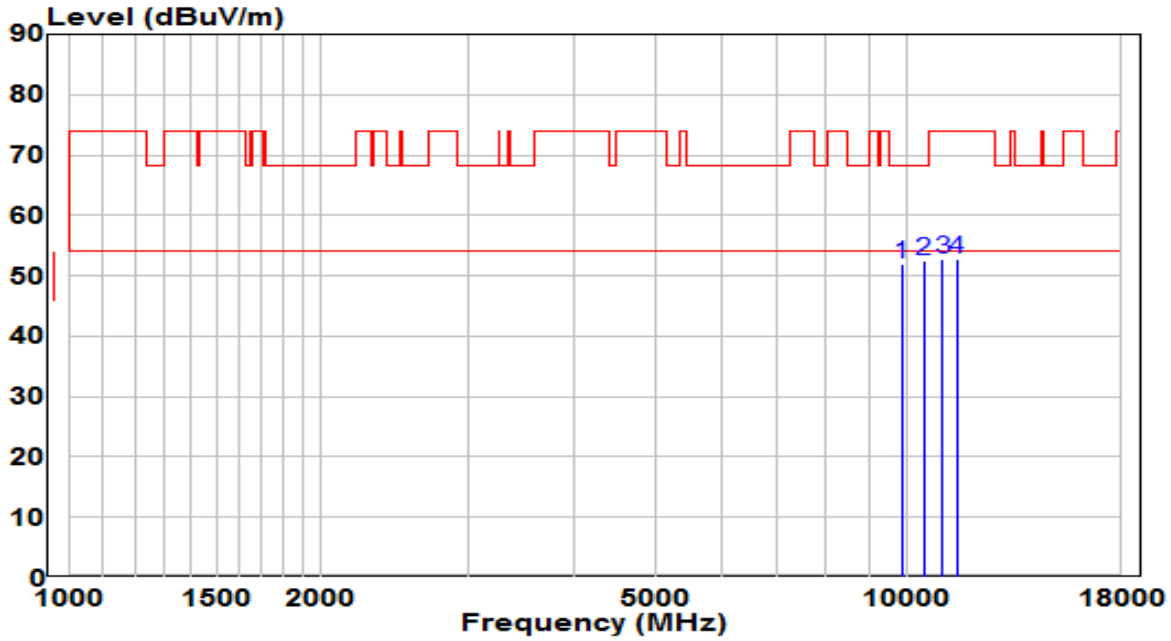

No		Frequency (MHz)	Reading (dBuV)	C.F (dB)	Measurement (dBuV/m)	Margin (dB)	Limit (dBuV/m)	Remark (QP/PK/AV)
1		9848.500	37.18	14.76	51.94	-16.26	68.20	Peak
2	*	10469.000	35.83	16.77	52.59	-15.61	68.20	Peak
3		10996.000	35.08	17.57	52.66	-21.34	74.00	Peak
4		11446.500	34.70	18.00	52.70	-21.30	74.00	Peak

Note:

1. " *", means this data is the worst emission level.
2. C.F (Correction Factor) = Antenna Factor (dB)+ Cable Loss (dB) – Preamplifier(dB).
3. Measurement (dBuV/m) = Reading(dBuV) + C.F (Correction Factor).
4. The emission levels of other frequencies are very lower than the limit and not show in test report.

EUT	AX6600 Tri-Band Wi-Fi 6 Router	Date of Test	2020-04-27
Factor	BBHA 9120D_1-18GHz_2020	Temp. / Humidity	22.8°C /36.4%
Polarity	Vertical	Site / Test Engineer	AC1 / Kevin Ker
Test Mode	Transmit by 802.11ax-HE40 at channel 5190MHz (Beamforming Mode)	Test Voltage	120V/60Hz

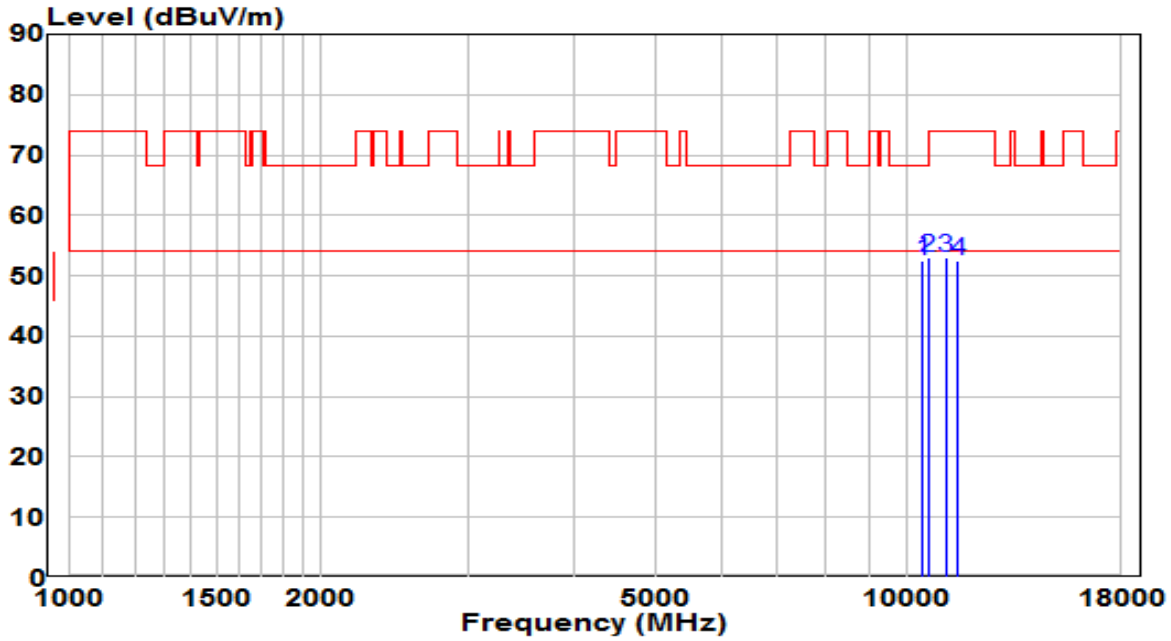

No		Frequency (MHz)	Reading (dBuV)	C.F (dB)	Measurement (dBuV/m)	Margin (dB)	Limit (dBuV/m)	Remark (QP/PK/AV)
1		10418.000	36.00	16.61	52.61	-15.59	68.20	Peak
2	*	10596.500	35.97	17.01	52.98	-15.22	68.20	Peak
3		11123.500	35.29	17.70	52.99	-21.01	74.00	Peak
4		11506.000	34.45	18.05	52.50	-21.50	74.00	Peak

Note:

1. " *", means this data is the worst emission level.
2. C.F (Correction Factor) = Antenna Factor (dB)+ Cable Loss (dB) – Preamplifier(dB).
3. Measurement (dBuV/m) = Reading(dBuV) + C.F (Correction Factor).
4. The emission levels of other frequencies are very lower than the limit and not show in test report.

EUT	AX6600 Tri-Band Wi-Fi 6 Router	Date of Test	2020-04-27
Factor	BBHA 9120D_1-18GHz_2020	Temp. / Humidity	22.8°C /36.4%
Polarity	Horizontal	Site / Test Engineer	AC1 / Kevin Ker
Test Mode	Transmit by 802.11ax-HE40 at channel 5230MHz (Beamforming Mode)	Test Voltage	120V/60Hz

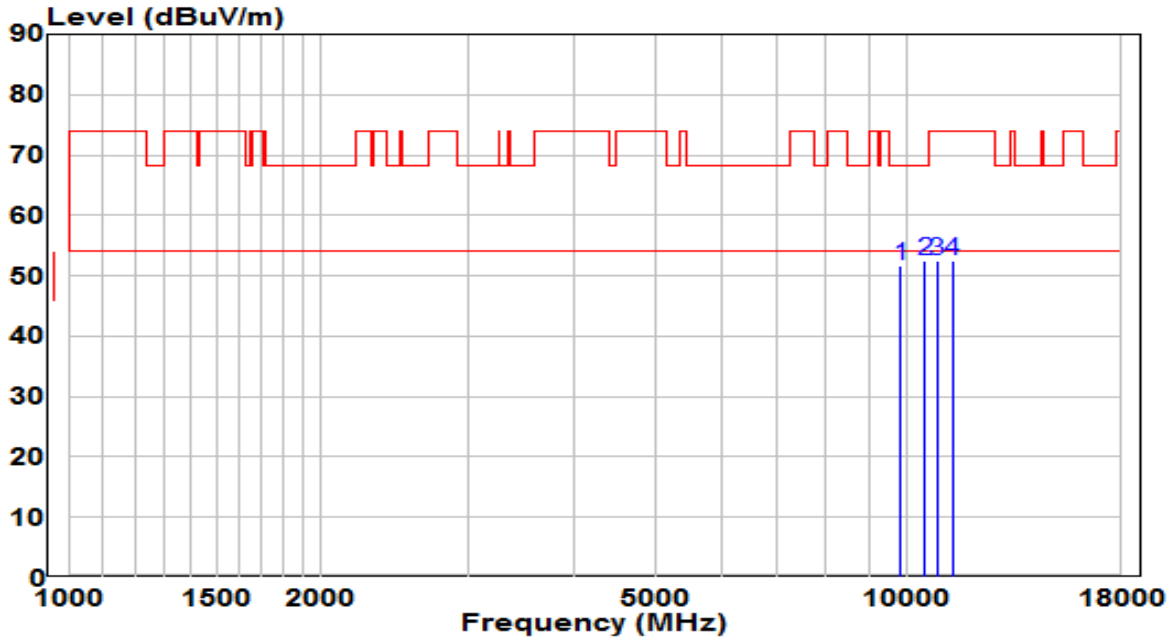

No		Frequency (MHz)	Reading (dBuV)	C.F (dB)	Measurement (dBuV/m)	Margin (dB)	Limit (dBuV/m)	Remark (QP/PK/AV)
1		9823.000	37.11	14.68	51.79	-16.41	68.20	Peak
2	*	10494.500	35.72	16.85	52.57	-15.63	68.20	Peak
3		10843.000	35.18	17.36	52.53	-21.47	74.00	Peak
4		11319.000	34.60	17.88	52.48	-21.52	74.00	Peak

Note:

1. " *", means this data is the worst emission level.
2. C.F (Correction Factor) = Antenna Factor (dB)+ Cable Loss (dB) – Preamplifier(dB).
3. Measurement (dBuV/m) = Reading(dBuV) + C.F (Correction Factor).
4. The emission levels of other frequencies are very lower than the limit and not show in test report.

EUT	AX6600 Tri-Band Wi-Fi 6 Router	Date of Test	2020-04-27
Factor	BBHA 9120D_1-18GHz_2020	Temp. / Humidity	22.8°C /36.4%
Polarity	Vertical	Site / Test Engineer	AC1 / Kevin Ker
Test Mode	Transmit by 802.11ax-HE40 at channel 5230MHz (Beamforming Mode)	Test Voltage	120V/60Hz

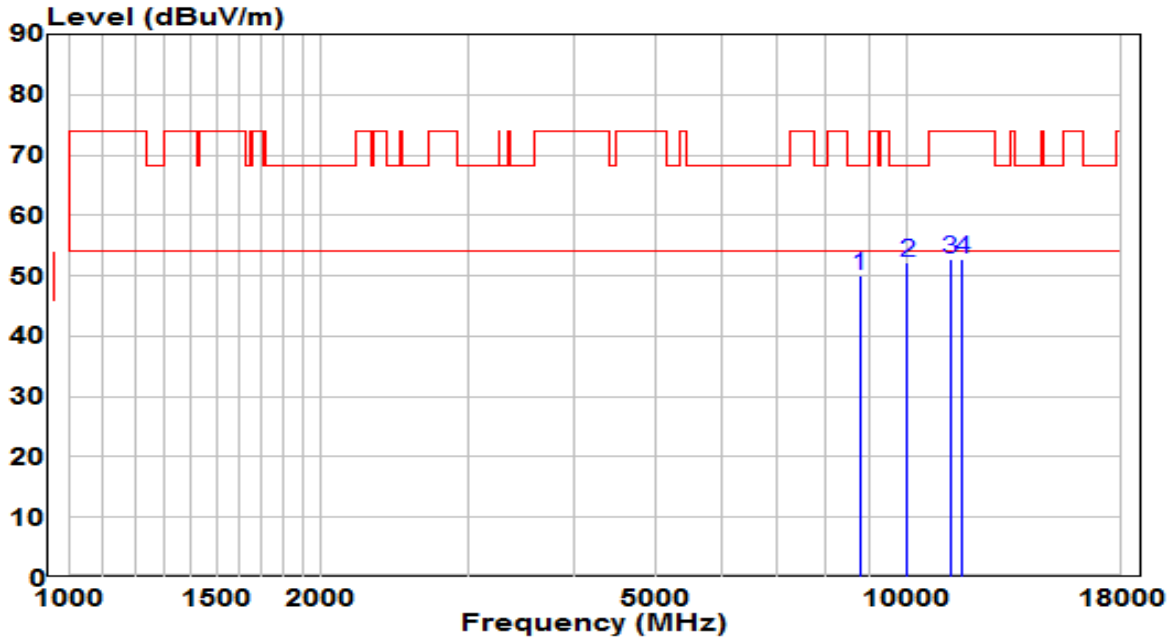

No		Frequency (MHz)	Reading (dBuV)	C.F (dB)	Measurement (dBuV/m)	Margin (dB)	Limit (dBuV/m)	Remark (QP/PK/AV)
1		8777.500	36.94	13.19	50.13	-18.07	68.20	Peak
2	*	10001.500	36.96	15.26	52.22	-15.98	68.20	Peak
3		11234.000	35.01	17.80	52.81	-21.19	74.00	Peak
4		11616.500	34.88	18.00	52.87	-21.13	74.00	Peak

Note:

1. " *", means this data is the worst emission level.
2. C.F (Correction Factor) = Antenna Factor (dB)+ Cable Loss (dB) – Preamplifier(dB).
3. Measurement (dBuV/m) = Reading(dBuV) + C.F (Correction Factor).
4. The emission levels of other frequencies are very lower than the limit and not show in test report.

EUT	AX6600 Tri-Band Wi-Fi 6 Router	Date of Test	2020-04-27
Factor	BBHA 9120D_1-18GHz_2020	Temp. / Humidity	22.8°C /36.4%
Polarity	Horizontal	Site / Test Engineer	AC1 / Kevin Ker
Test Mode	Transmit by 802.11ax-HE40 at channel 5510MHz (Beamforming Mode)	Test Voltage	120V/60Hz

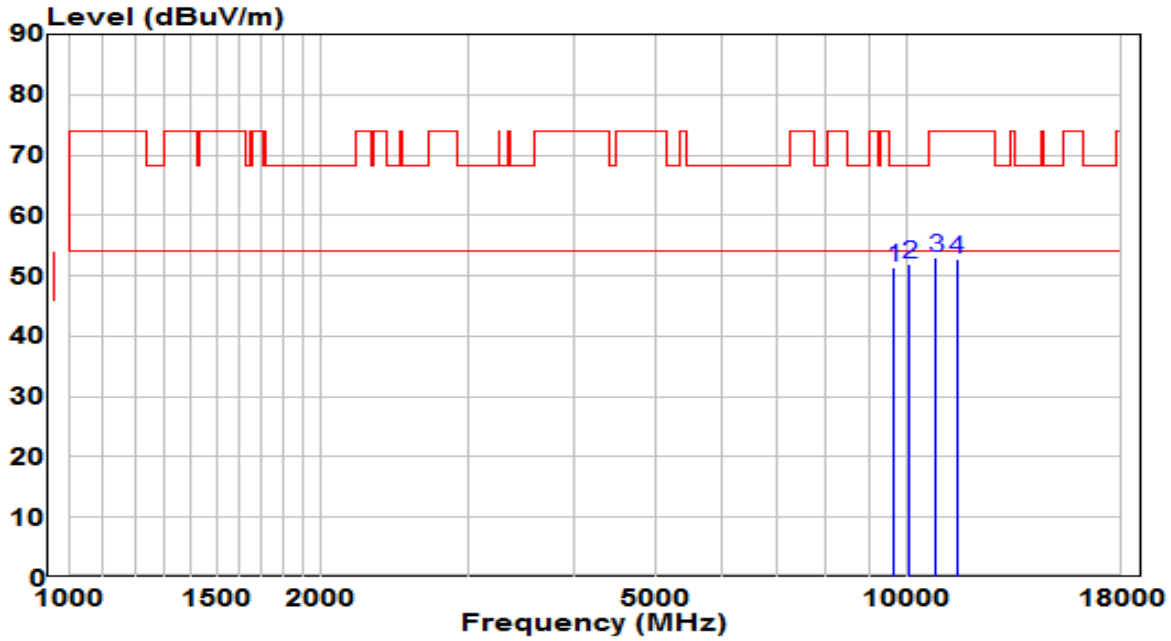

No		Frequency (MHz)	Reading (dBuV)	C.F (dB)	Measurement (dBuV/m)	Margin (dB)	Limit (dBuV/m)	Remark (QP/PK/AV)
1		9636.000	37.33	14.07	51.40	-16.80	68.20	Peak
2	*	10052.500	36.63	15.43	52.06	-16.14	68.20	Peak
3		10800.500	35.81	17.30	53.10	-20.90	74.00	Peak
4		11438.000	34.68	17.99	52.67	-21.33	74.00	Peak

Note:

1. " *", means this data is the worst emission level.
2. C.F (Correction Factor) = Antenna Factor (dB)+ Cable Loss (dB) – Preamplifier(dB).
3. Measurement (dBuV/m) = Reading(dBuV) + C.F (Correction Factor).
4. The emission levels of other frequencies are very lower than the limit and not show in test report.

EUT	AX6600 Tri-Band Wi-Fi 6 Router	Date of Test	2020-04-27
Factor	BBHA 9120D_1-18GHz_2020	Temp. / Humidity	22.8°C /36.4%
Polarity	Vertical	Site / Test Engineer	AC1 / Kevin Ker
Test Mode	Transmit by 802.11ax-HE40 at channel 5510MHz (Beamforming Mode)	Test Voltage	120V/60Hz

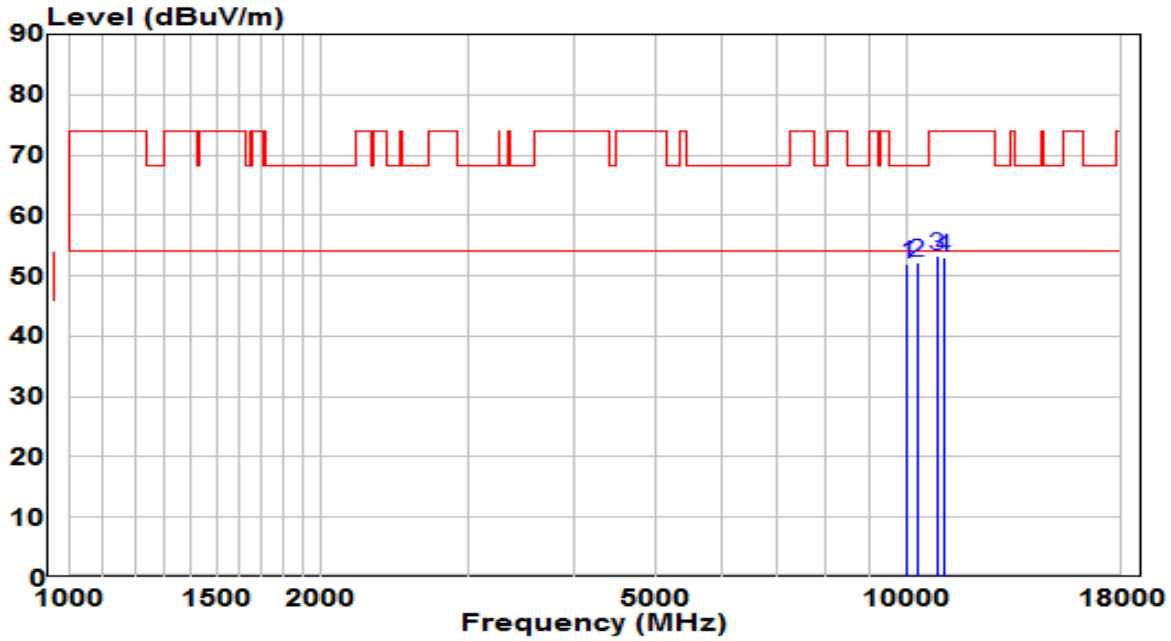

No		Frequency (MHz)	Reading (dBuV)	C.F (dB)	Measurement (dBuV/m)	Margin (dB)	Limit (dBuV/m)	Remark (QP/PK/AV)
1		10001.500	36.64	15.26	51.91	-16.29	68.20	Peak
2	*	10265.000	36.17	16.11	52.28	-15.92	68.20	Peak
3		10843.000	36.06	17.36	53.42	-20.58	74.00	Peak
4		11055.500	35.46	17.63	53.10	-20.90	74.00	Peak

Note:

1. " *", means this data is the worst emission level.
2. C.F (Correction Factor) = Antenna Factor (dB)+ Cable Loss (dB) – Preamplifier(dB).
3. Measurement (dBuV/m) = Reading(dBuV) + C.F (Correction Factor).
4. The emission levels of other frequencies are very lower than the limit and not show in test report.

EUT	AX6600 Tri-Band Wi-Fi 6 Router	Date of Test	2020-04-27
Factor	BBHA 9120D_1-18GHz_2020	Temp. / Humidity	22.8°C /36.4%
Polarity	Horizontal	Site / Test Engineer	AC1 / Kevin Ker
Test Mode	Transmit by 802.11ax-HE40 at channel 5550MHz (Beamforming Mode)	Test Voltage	120V/60Hz

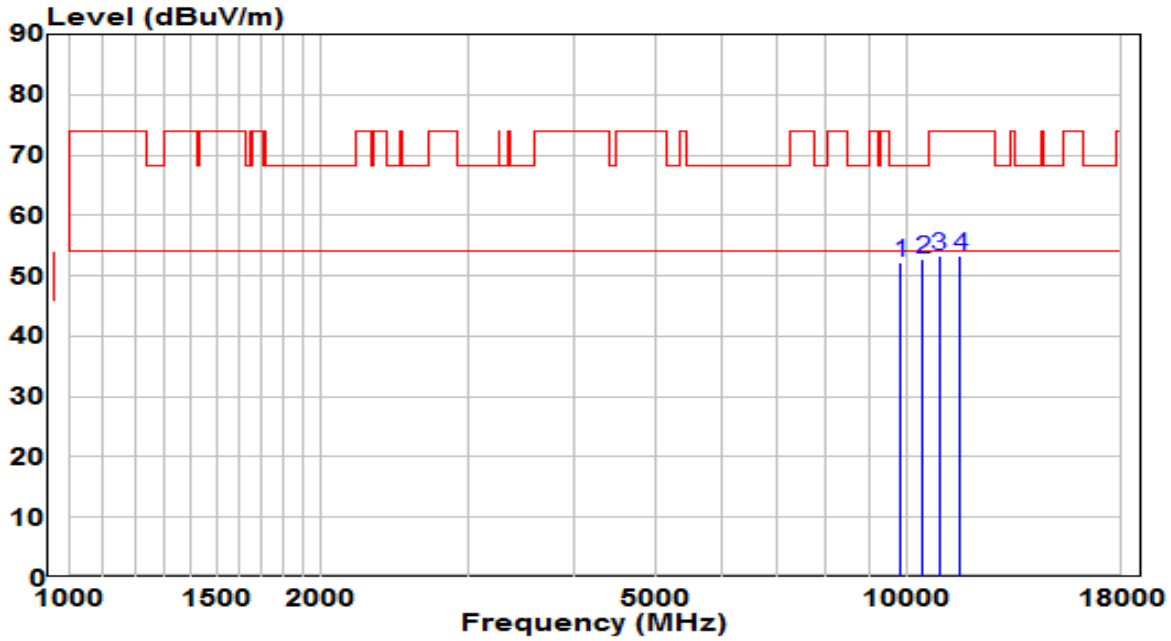

No		Frequency (MHz)	Reading (dBuV)	C.F (dB)	Measurement (dBuV/m)	Margin (dB)	Limit (dBuV/m)	Remark (QP/PK/AV)
1		9823.000	37.60	14.68	52.28	-15.92	68.20	Peak
2	*	10426.500	36.15	16.63	52.78	-15.42	68.20	Peak
3		10919.500	35.70	17.47	53.17	-20.83	74.00	Peak
4		11565.500	35.31	18.02	53.33	-20.67	74.00	Peak

Note:

1. " *", means this data is the worst emission level.
2. C.F (Correction Factor) = Antenna Factor (dB)+ Cable Loss (dB) – Preamplifier(dB).
3. Measurement (dBuV/m) = Reading(dBuV) + C.F (Correction Factor).
4. The emission levels of other frequencies are very lower than the limit and not show in test report.

EUT	AX6600 Tri-Band Wi-Fi 6 Router	Date of Test	2020-04-27
Factor	BBHA 9120D_1-18GHz_2020	Temp. / Humidity	22.8°C /36.4%
Polarity	Vertical	Site / Test Engineer	AC1 / Kevin Ker
Test Mode	Transmit by 802.11ax-HE40 at channel 5550MHz (Beamforming Mode)	Test Voltage	120V/60Hz

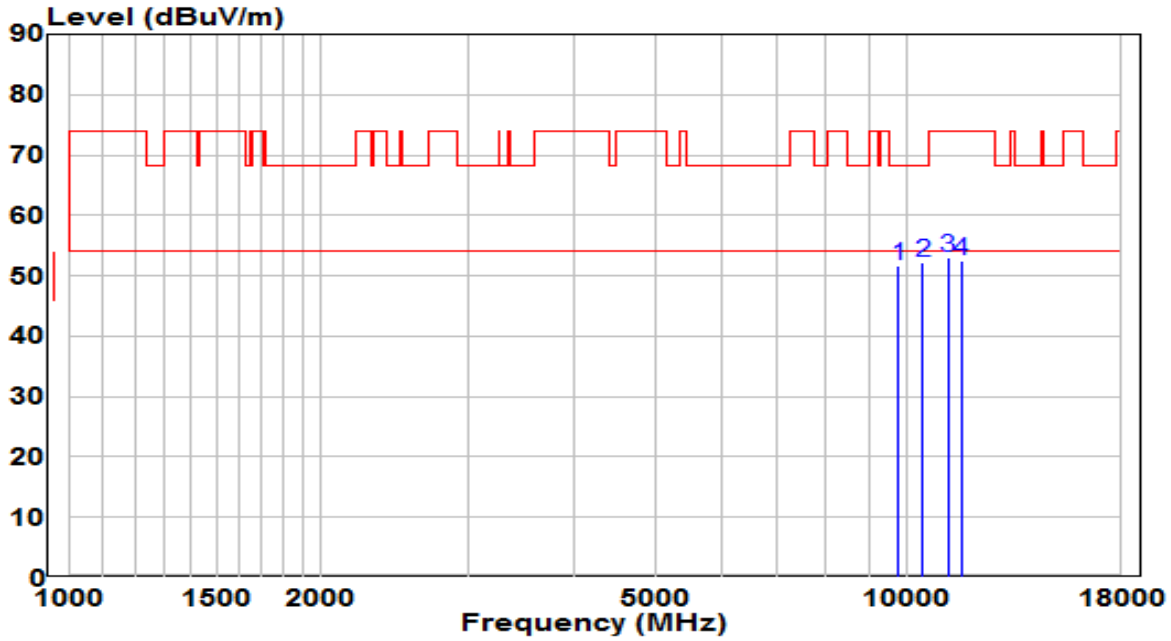

No		Frequency (MHz)	Reading (dBuV)	C.F (dB)	Measurement (dBuV/m)	Margin (dB)	Limit (dBuV/m)	Remark (QP/PK/AV)
1		9755.000	37.30	14.46	51.75	-16.45	68.20	Peak
2	*	10418.000	35.62	16.61	52.22	-15.98	68.20	Peak
3		11166.000	35.33	17.74	53.06	-20.94	74.00	Peak
4		11608.000	34.43	18.00	52.43	-21.57	74.00	Peak

Note:

1. " *", means this data is the worst emission level.
2. C.F (Correction Factor) = Antenna Factor (dB)+ Cable Loss (dB) – Preamplifier(dB).
3. Measurement (dBuV/m) = Reading(dBuV) + C.F (Correction Factor).
4. The emission levels of other frequencies are very lower than the limit and not show in test report.

EUT	AX6600 Tri-Band Wi-Fi 6 Router	Date of Test	2020-04-27
Factor	BBHA 9120D_1-18GHz_2020	Temp. / Humidity	22.8°C /36.4%
Polarity	Horizontal	Site / Test Engineer	AC1 / Kevin Ker
Test Mode	Transmit by 802.11ax-HE40 at channel 5670MHz (Beamforming Mode)	Test Voltage	120V/60Hz

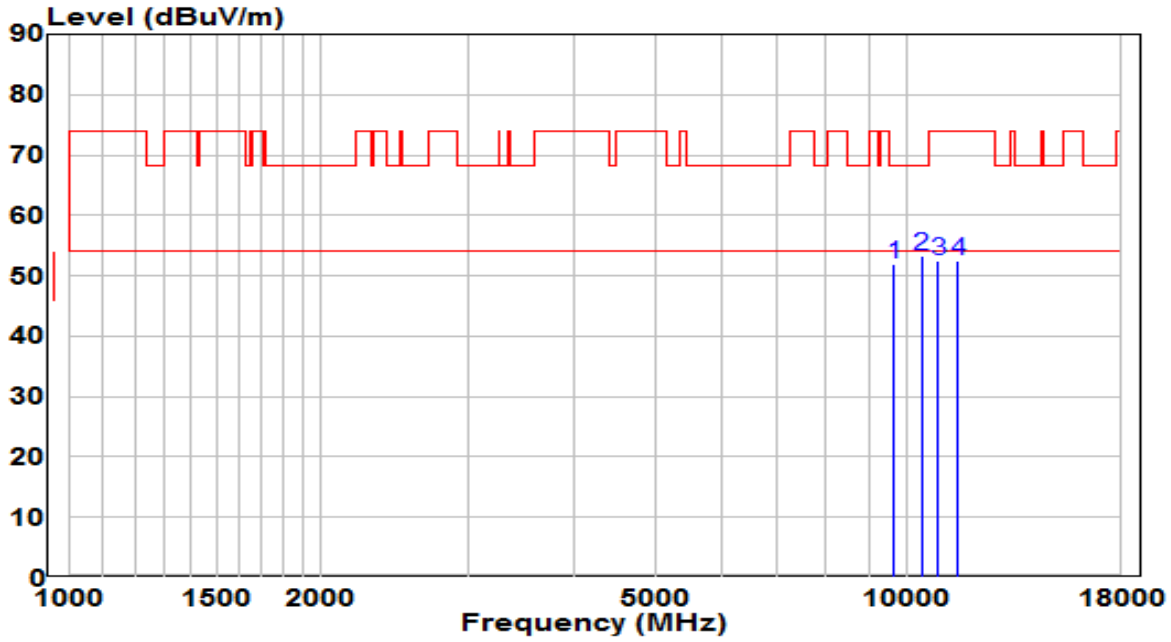

No		Frequency (MHz)	Reading (dBuV)	C.F (dB)	Measurement (dBuV/m)	Margin (dB)	Limit (dBuV/m)	Remark (QP/PK/AV)
1		9636.000	37.98	14.07	52.05	-16.15	68.20	Peak
2	*	10401.000	36.74	16.55	53.29	-14.91	68.20	Peak
3		10894.000	35.15	17.43	52.58	-21.42	74.00	Peak
4		11497.500	34.44	18.04	52.48	-21.52	74.00	Peak

Note:

1. " *", means this data is the worst emission level.
2. C.F (Correction Factor) = Antenna Factor (dB)+ Cable Loss (dB) – Preamplifier(dB).
3. Measurement (dBuV/m) = Reading(dBuV) + C.F (Correction Factor).
4. The emission levels of other frequencies are very lower than the limit and not show in test report.

EUT	AX6600 Tri-Band Wi-Fi 6 Router	Date of Test	2020-04-27
Factor	BBHA 9120D_1-18GHz_2020	Temp. / Humidity	22.8°C /36.4%
Polarity	Vertical	Site / Test Engineer	AC1 / Kevin Ker
Test Mode	Transmit by 802.11ax-HE40 at channel 5670MHz (Beamforming Mode)	Test Voltage	120V/60Hz

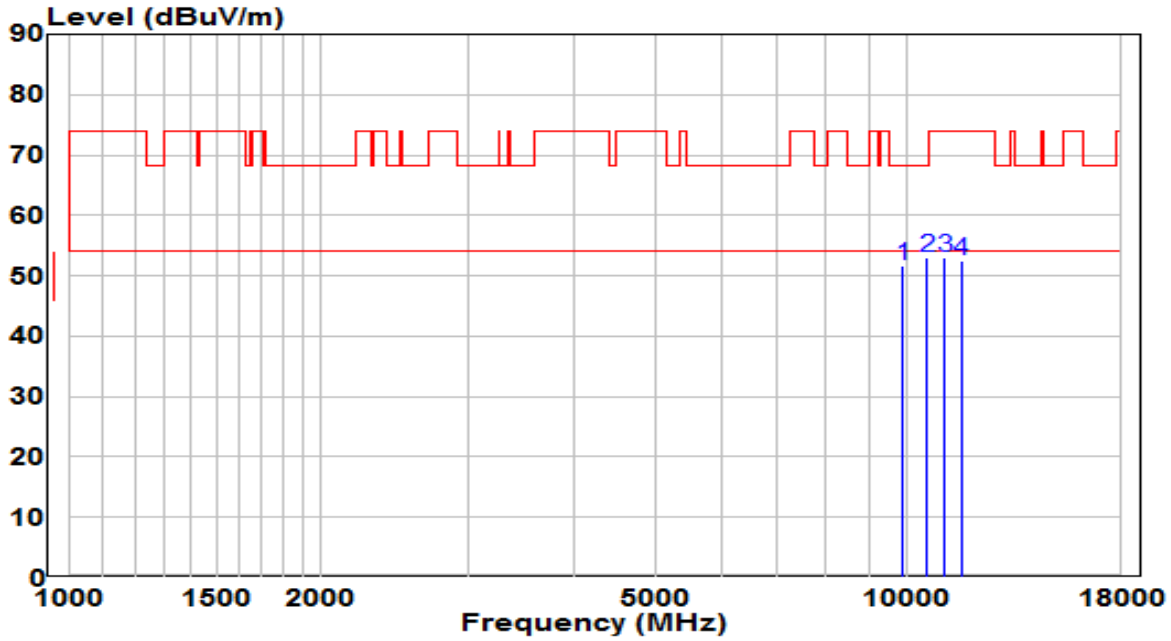

No		Frequency (MHz)	Reading (dBuV)	C.F (dB)	Measurement (dBuV/m)	Margin (dB)	Limit (dBuV/m)	Remark (QP/PK/AV)
1		9882.500	36.77	14.87	51.65	-16.55	68.20	Peak
2	*	10545.500	36.23	16.93	53.16	-15.04	68.20	Peak
3		11064.000	35.39	17.64	53.03	-20.97	74.00	Peak
4		11591.000	34.40	18.01	52.41	-21.59	74.00	Peak

Note:

1. " *", means this data is the worst emission level.
2. C.F (Correction Factor) = Antenna Factor (dB)+ Cable Loss (dB) – Preamplifier(dB).
3. Measurement (dBuV/m) = Reading(dBuV) + C.F (Correction Factor).
4. The emission levels of other frequencies are very lower than the limit and not show in test report.

EUT	AX6600 Tri-Band Wi-Fi 6 Router	Date of Test	2020-04-27
Factor	BBHA 9120D_1-18GHz_2020	Temp. / Humidity	22.8°C /36.4%
Polarity	Horizontal	Site / Test Engineer	AC1 / Kevin Ker
Test Mode	Transmit by 802.11ax-HE40 at channel 5710MHz (Beamforming Mode)	Test Voltage	120V/60Hz

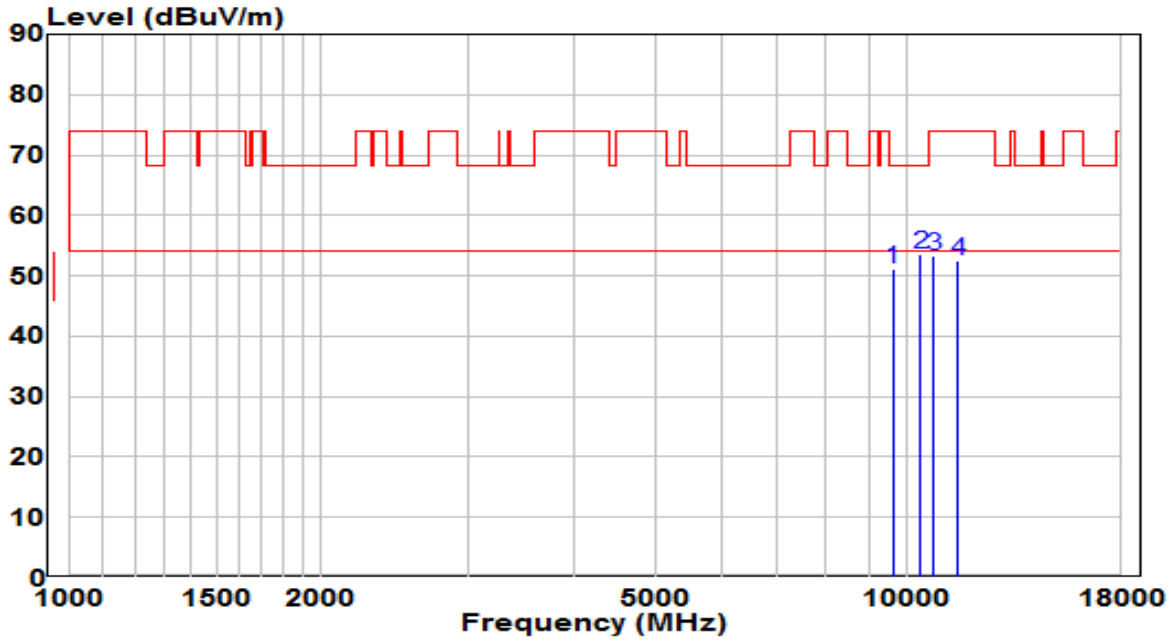

No		Frequency (MHz)	Reading (dBuV)	C.F (dB)	Measurement (dBuV/m)	Margin (dB)	Limit (dBuV/m)	Remark (QP/PK/AV)
1		9610.500	37.26	13.98	51.24	-16.96	68.20	Peak
2	*	10367.000	37.07	16.44	53.51	-14.69	68.20	Peak
3		10741.000	36.23	17.21	53.44	-20.56	74.00	Peak
4		11489.000	34.54	18.04	52.58	-21.42	74.00	Peak

Note:

1. " *", means this data is the worst emission level.
2. C.F (Correction Factor) = Antenna Factor (dB)+ Cable Loss (dB) – Preamplifier(dB).
3. Measurement (dBuV/m) = Reading(dBuV) + C.F (Correction Factor).
4. The emission levels of other frequencies are very lower than the limit and not show in test report.

EUT	AX6600 Tri-Band Wi-Fi 6 Router	Date of Test	2020-04-27
Factor	BBHA 9120D_1-18GHz_2020	Temp. / Humidity	22.8°C /36.4%
Polarity	Vertical	Site / Test Engineer	AC1 / Kevin Ker
Test Mode	Transmit by 802.11ax-HE40 at channel 5710MHz (Beamforming Mode)	Test Voltage	120V/60Hz

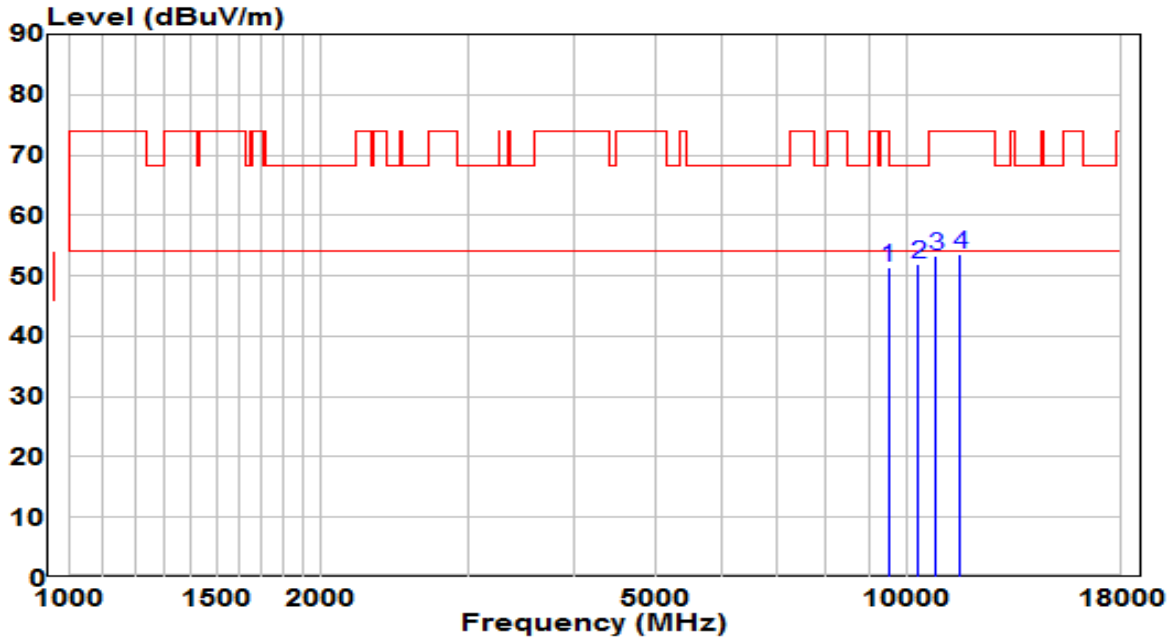

No		Frequency (MHz)	Reading (dBuV)	C.F (dB)	Measurement (dBuV/m)	Margin (dB)	Limit (dBuV/m)	Remark (QP/PK/AV)
1		9508.500	37.68	13.65	51.33	-16.87	68.20	Peak
2	*	10316.000	35.67	16.28	51.95	-16.25	68.20	Peak
3		10800.500	35.94	17.30	53.23	-20.77	74.00	Peak
4		11540.000	35.41	18.03	53.44	-20.56	74.00	Peak

Note:

1. " *", means this data is the worst emission level.
2. C.F (Correction Factor) = Antenna Factor (dB)+ Cable Loss (dB) – Preamplifier(dB).
3. Measurement (dBuV/m) = Reading(dBuV) + C.F (Correction Factor).
4. The emission levels of other frequencies are very lower than the limit and not show in test report.

EUT	AX6600 Tri-Band Wi-Fi 6 Router	Date of Test	2020-04-27
Factor	BBHA 9120D_1-18GHz_2020	Temp. / Humidity	22.8°C /36.4%
Polarity	Horizontal	Site / Test Engineer	AC1 / Kevin Ker
Test Mode	Transmit by 802.11ax-HE40 at channel 5755MHz (Beamforming Mode)	Test Voltage	120V/60Hz

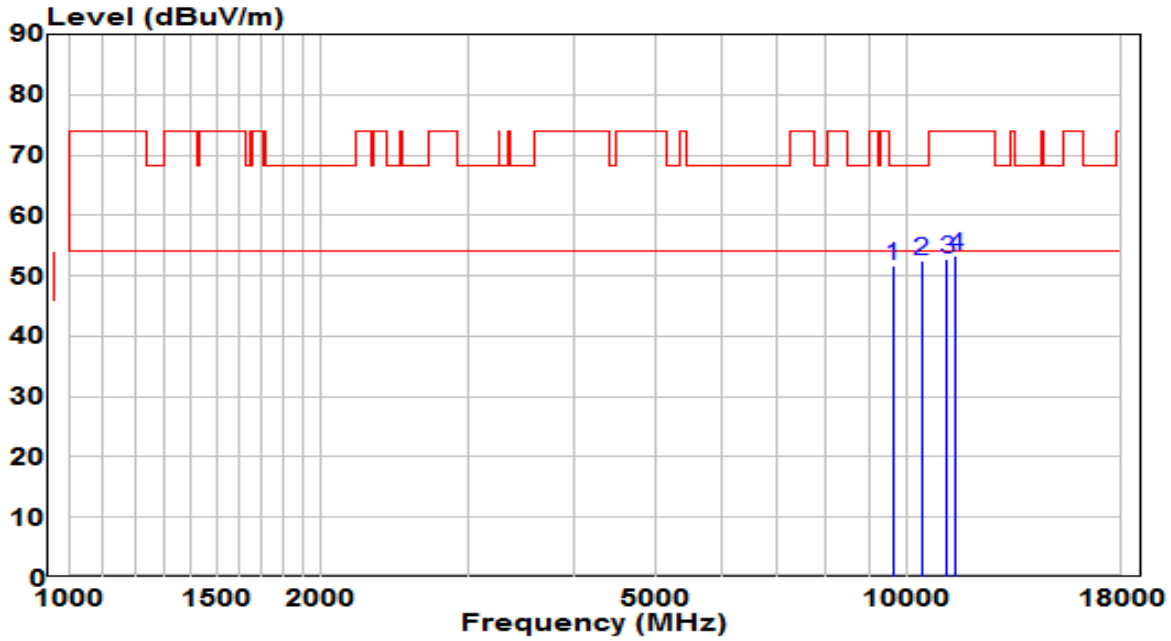

No		Frequency (MHz)	Reading (dBuV)	C.F (dB)	Measurement (dBuV/m)	Margin (dB)	Limit (dBuV/m)	Remark (QP/PK/AV)
1		9619.000	37.62	14.01	51.63	-16.57	68.20	Peak
2	*	10409.500	35.85	16.58	52.43	-15.77	68.20	Peak
3		11132.000	35.04	17.70	52.75	-21.25	74.00	Peak
4		11412.500	35.43	17.97	53.40	-20.60	74.00	Peak

Note:

1. " *", means this data is the worst emission level.
2. C.F (Correction Factor) = Antenna Factor (dB)+ Cable Loss (dB) – Preamplifier(dB).
3. Measurement (dBuV/m) = Reading(dBuV) + C.F (Correction Factor).
4. The emission levels of other frequencies are very lower than the limit and not show in test report.

EUT	AX6600 Tri-Band Wi-Fi 6 Router	Date of Test	2020-04-27
Factor	BBHA 9120D_1-18GHz_2020	Temp. / Humidity	22.8°C /36.4%
Polarity	Vertical	Site / Test Engineer	AC1 / Kevin Ker
Test Mode	Transmit by 802.11ax-HE40 at channel 5755MHz (Beamforming Mode)	Test Voltage	120V/60Hz

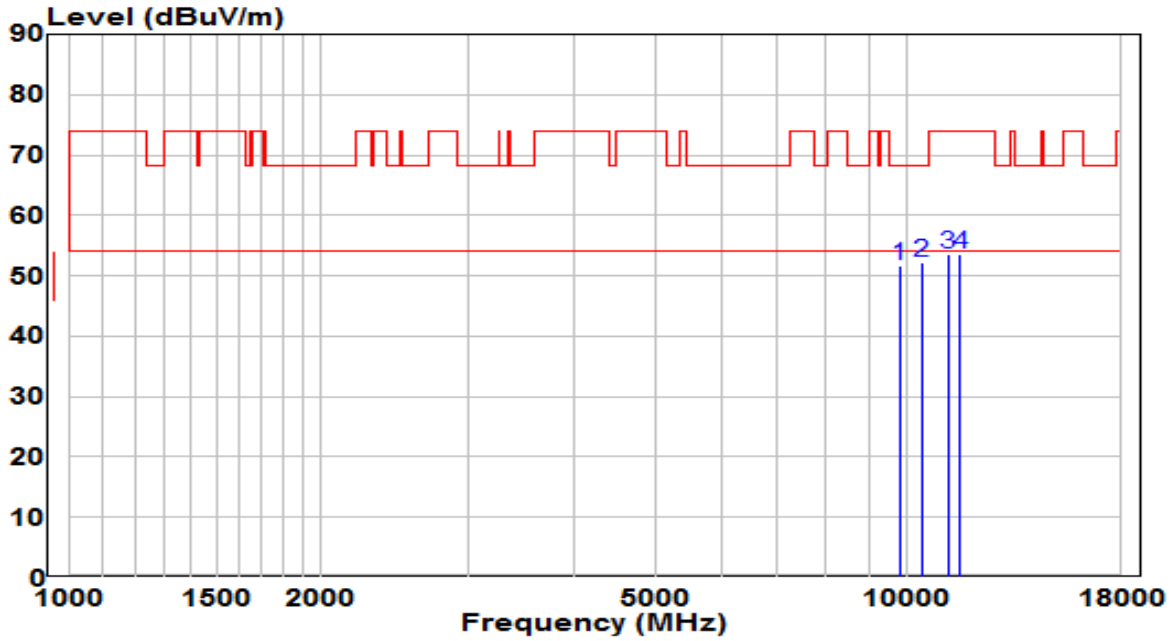

No		Frequency (MHz)	Reading (dBuV)	C.F (dB)	Measurement (dBuV/m)	Margin (dB)	Limit (dBuV/m)	Remark (QP/PK/AV)
1		9780.500	37.18	14.54	51.72	-16.48	68.20	Peak
2	*	10401.000	35.60	16.55	52.15	-16.05	68.20	Peak
3		11191.500	35.70	17.76	53.46	-20.54	74.00	Peak
4		11548.500	35.42	18.03	53.45	-20.55	74.00	Peak

Note:

1. " *", means this data is the worst emission level.
2. C.F (Correction Factor) = Antenna Factor (dB)+ Cable Loss (dB) – Preamplifier(dB).
3. Measurement (dBuV/m) = Reading(dBuV) + C.F (Correction Factor).
4. The emission levels of other frequencies are very lower than the limit and not show in test report.

EUT	AX6600 Tri-Band Wi-Fi 6 Router	Date of Test	2020-04-27
Factor	BBHA 9120D_1-18GHz_2020	Temp. / Humidity	22.8°C /36.4%
Polarity	Horizontal	Site / Test Engineer	AC1 / Kevin Ker
Test Mode	Transmit by 802.11ax-HE40 at channel 5795MHz (Beamforming Mode)	Test Voltage	120V/60Hz

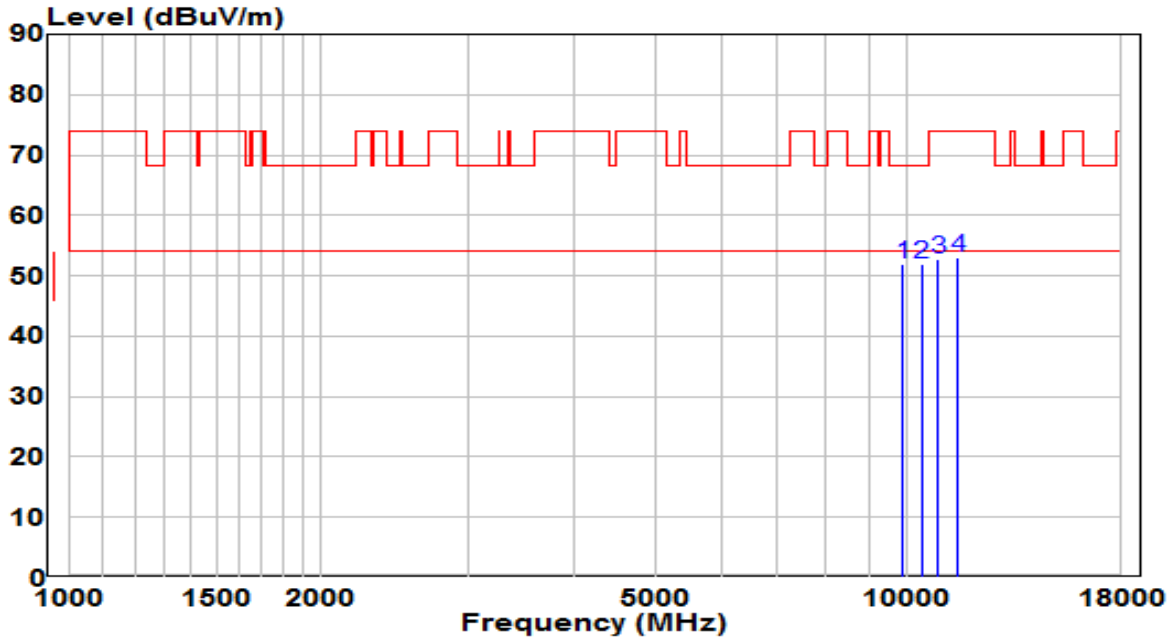

No		Frequency (MHz)	Reading (dBuV)	C.F (dB)	Measurement (dBuV/m)	Margin (dB)	Limit (dBuV/m)	Remark (QP/PK/AV)
1	*	9865.500	37.21	14.82	52.03	-16.17	68.20	Peak
2		10384.000	35.45	16.50	51.95	-16.25	68.20	Peak
3		10868.500	35.39	17.39	52.79	-21.21	74.00	Peak
4		11489.000	34.86	18.04	52.90	-21.10	74.00	Peak

Note:

1. " *", means this data is the worst emission level.
2. C.F (Correction Factor) = Antenna Factor (dB)+ Cable Loss (dB) – Preamplifier(dB).
3. Measurement (dBuV/m) = Reading(dBuV) + C.F (Correction Factor).
4. The emission levels of other frequencies are very lower than the limit and not show in test report.

EUT	AX6600 Tri-Band Wi-Fi 6 Router	Date of Test	2020-04-27
Factor	BBHA 9120D_1-18GHz_2020	Temp. / Humidity	22.8°C /36.4%
Polarity	Vertical	Site / Test Engineer	AC1 / Kevin Ker
Test Mode	Transmit by 802.11ax-HE40 at channel 5795MHz (Beamforming Mode)	Test Voltage	120V/60Hz

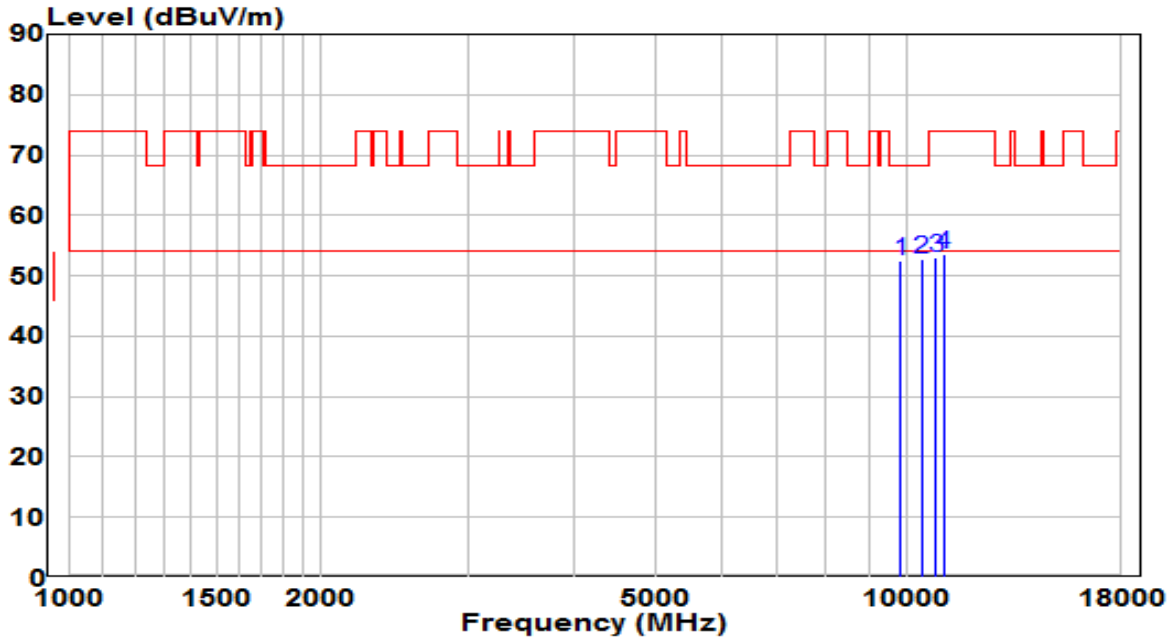

No		Frequency (MHz)	Reading (dBuV)	C.F (dB)	Measurement (dBuV/m)	Margin (dB)	Limit (dBuV/m)	Remark (QP/PK/AV)
1		9806.000	37.74	14.62	52.37	-15.83	68.20	Peak
2	*	10409.500	36.15	16.58	52.73	-15.47	68.20	Peak
3		10809.000	35.79	17.31	53.09	-20.91	74.00	Peak
4		11030.000	35.87	17.61	53.48	-20.52	74.00	Peak

Note:

1. " *", means this data is the worst emission level.
2. C.F (Correction Factor) = Antenna Factor (dB)+ Cable Loss (dB) – Preamplifier(dB).
3. Measurement (dBuV/m) = Reading(dBuV) + C.F (Correction Factor).
4. The emission levels of other frequencies are very lower than the limit and not show in test report.

EUT	AX6600 Tri-Band Wi-Fi 6 Router	Date of Test	2020-04-27
Factor	BBHA 9120D_1-18GHz_2020	Temp. / Humidity	22.8°C /36.4%
Polarity	Horizontal	Site / Test Engineer	AC1 / Kevin Ker
Test Mode	Transmit by 802.11ax-HE80 at channel 5210MHz (Beamforming Mode)	Test Voltage	120V/60Hz

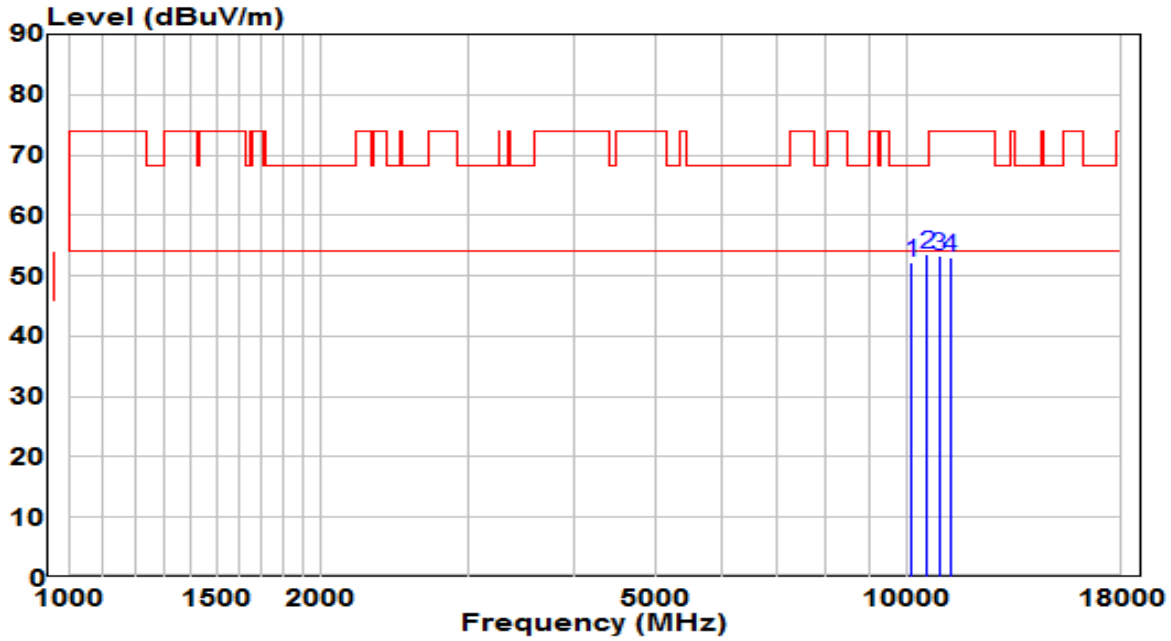

No		Frequency (MHz)	Reading (dBuV)	C.F (dB)	Measurement (dBuV/m)	Margin (dB)	Limit (dBuV/m)	Remark (QP/PK/AV)
1		10129.000	36.45	15.67	52.12	-16.08	68.20	Peak
2	*	10571.000	36.62	16.97	53.59	-14.61	68.20	Peak
3		10902.500	35.86	17.44	53.30	-20.70	74.00	Peak
4		11259.500	35.29	17.82	53.11	-20.89	74.00	Peak

Note:

1. " *", means this data is the worst emission level.
2. C.F (Correction Factor) = Antenna Factor (dB)+ Cable Loss (dB) – Preamplifier(dB).
3. Measurement (dBuV/m) = Reading(dBuV) + C.F (Correction Factor).
4. The emission levels of other frequencies are very lower than the limit and not show in test report.

EUT	AX6600 Tri-Band Wi-Fi 6 Router	Date of Test	2020-04-27
Factor	BBHA 9120D_1-18GHz_2020	Temp. / Humidity	22.8°C /36.4%
Polarity	Vertical	Site / Test Engineer	AC1 / Kevin Ker
Test Mode	Transmit by 802.11ax-HE80 at channel 5210MHz (Beamforming Mode)	Test Voltage	120V/60Hz

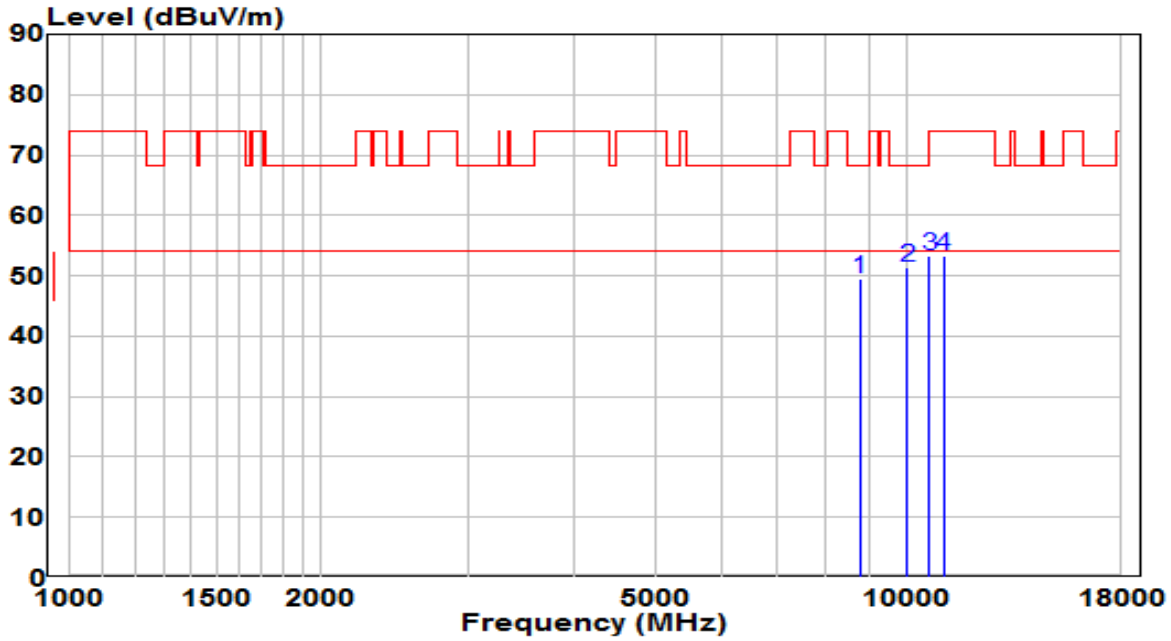

No		Frequency (MHz)	Reading (dBuV)	C.F (dB)	Measurement (dBuV/m)	Margin (dB)	Limit (dBuV/m)	Remark (QP/PK/AV)
1		8777.500	36.43	13.19	49.62	-18.58	68.20	Peak
2	*	10001.500	36.15	15.26	51.42	-16.78	68.20	Peak
3		10613.500	36.16	17.03	53.19	-20.81	74.00	Peak
4		11030.000	35.81	17.61	53.41	-20.59	74.00	Peak

Note:

1. " *", means this data is the worst emission level.
2. C.F (Correction Factor) = Antenna Factor (dB)+ Cable Loss (dB) – Preamplifier(dB).
3. Measurement (dBuV/m) = Reading(dBuV) + C.F (Correction Factor).
4. The emission levels of other frequencies are very lower than the limit and not show in test report.

EUT	AX6600 Tri-Band Wi-Fi 6 Router	Date of Test	2020-04-27
Factor	BBHA 9120D_1-18GHz_2020	Temp. / Humidity	22.8°C /36.4%
Polarity	Horizontal	Site / Test Engineer	AC1 / Kevin Ker
Test Mode	Transmit by 802.11ax-HE80 at channel 5530MHz (Beamforming Mode)	Test Voltage	120V/60Hz

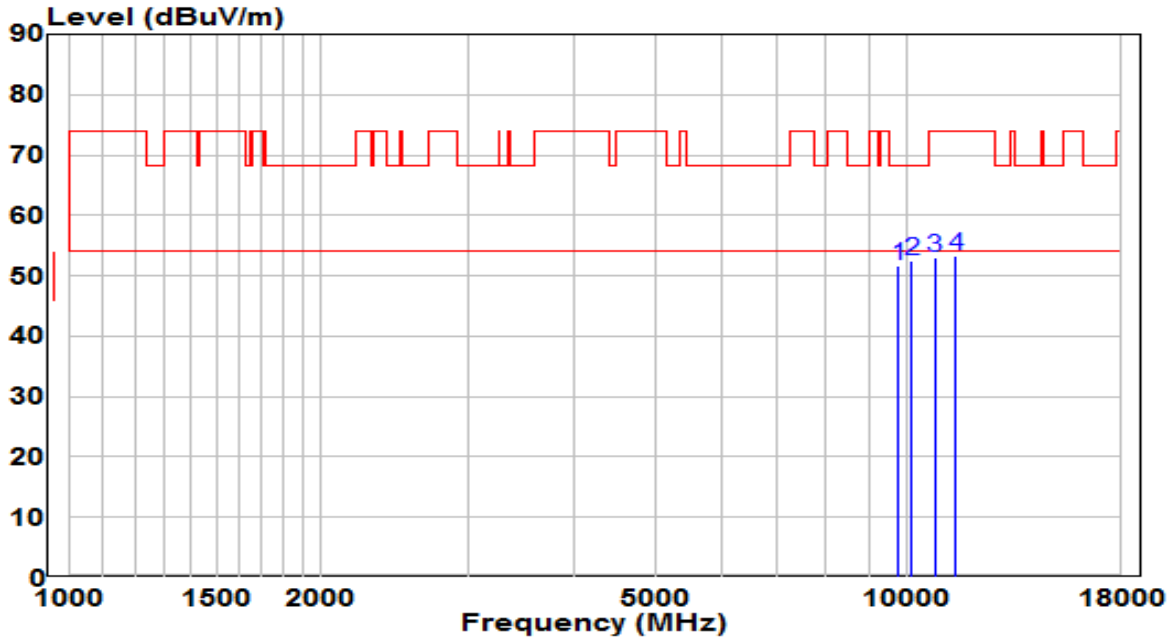

No		Frequency (MHz)	Reading (dBuV)	C.F (dB)	Measurement (dBuV/m)	Margin (dB)	Limit (dBuV/m)	Remark (QP/PK/AV)
1		9755.000	37.31	14.46	51.77	-16.43	68.20	Peak
2	*	10112.000	36.77	15.62	52.39	-15.81	68.20	Peak
3		10792.000	35.86	17.29	53.15	-20.85	74.00	Peak
4		11412.500	35.31	17.97	53.28	-20.72	74.00	Peak

Note:

1. " *", means this data is the worst emission level.
2. C.F (Correction Factor) = Antenna Factor (dB)+ Cable Loss (dB) – Preamplifier(dB).
3. Measurement (dBuV/m) = Reading(dBuV) + C.F (Correction Factor).
4. The emission levels of other frequencies are very lower than the limit and not show in test report.

EUT	AX6600 Tri-Band Wi-Fi 6 Router	Date of Test	2020-04-27
Factor	BBHA 9120D_1-18GHz_2020	Temp. / Humidity	22.8°C /36.4%
Polarity	Vertical	Site / Test Engineer	AC1 / Kevin Ker
Test Mode	Transmit by 802.11ax-HE80 at channel 5530MHz (Beamforming Mode)	Test Voltage	120V/60Hz

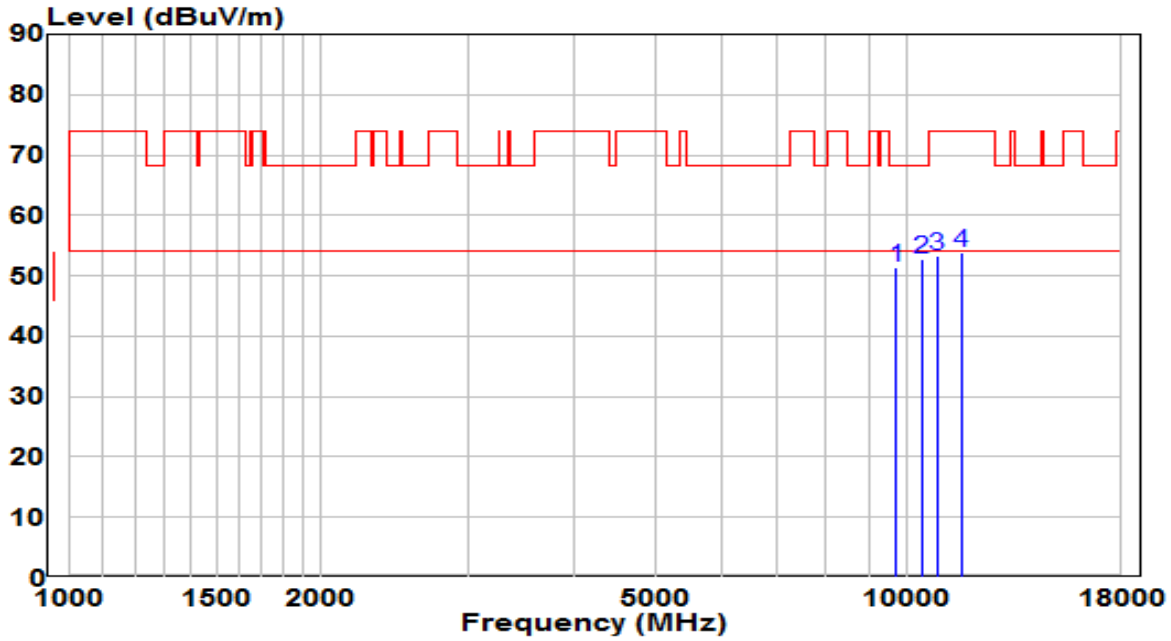

No		Frequency (MHz)	Reading (dBuV)	C.F (dB)	Measurement (dBuV/m)	Margin (dB)	Limit (dBuV/m)	Remark (QP/PK/AV)
1		9687.000	37.04	14.23	51.27	-16.93	68.20	Peak
2	*	10409.500	36.23	16.58	52.81	-15.39	68.20	Peak
3		10843.000	35.85	17.36	53.21	-20.79	74.00	Peak
4		11608.000	35.74	18.00	53.74	-20.26	74.00	Peak

Note:

1. " *", means this data is the worst emission level.
2. C.F (Correction Factor) = Antenna Factor (dB)+ Cable Loss (dB) – Preamplifier(dB).
3. Measurement (dBuV/m) = Reading(dBuV) + C.F (Correction Factor).
4. The emission levels of other frequencies are very lower than the limit and not show in test report.

EUT	AX6600 Tri-Band Wi-Fi 6 Router	Date of Test	2020-04-27
Factor	BBHA 9120D_1-18GHz_2020	Temp. / Humidity	22.8°C /36.4%
Polarity	Horizontal	Site / Test Engineer	AC1 / Kevin Ker
Test Mode	Transmit by 802.11ax-HE80 at channel 5610MHz (Beamforming Mode)	Test Voltage	120V/60Hz

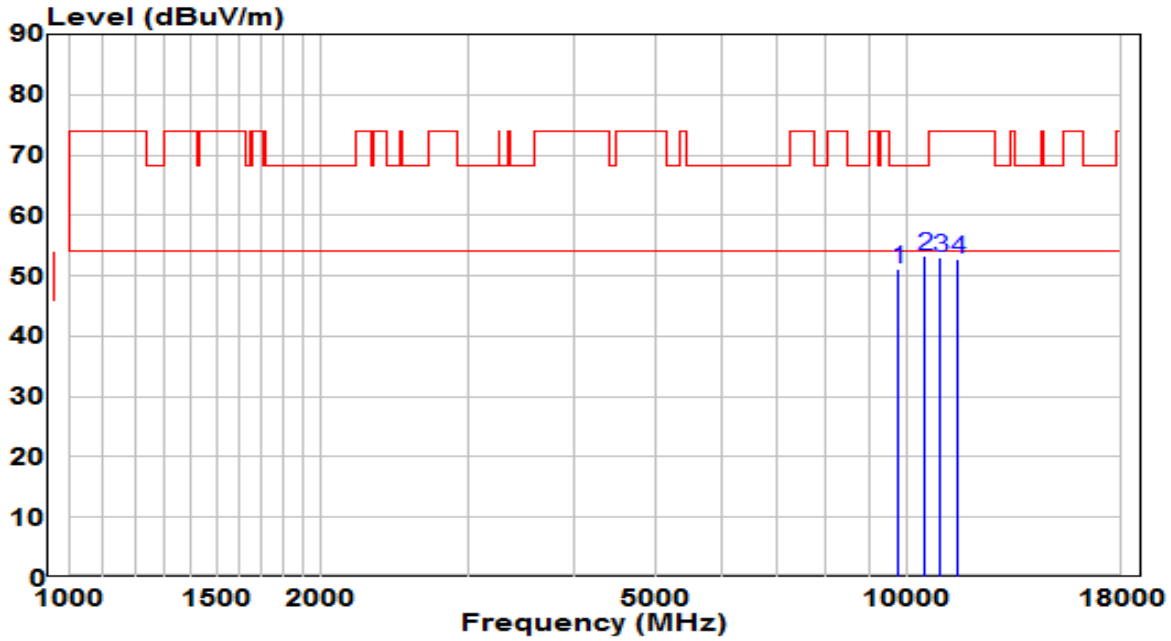

No		Frequency (MHz)	Reading (dBuV)	C.F (dB)	Measurement (dBuV/m)	Margin (dB)	Limit (dBuV/m)	Remark (QP/PK/AV)
1		9763.500	36.75	14.48	51.23	-16.97	68.20	Peak
2	*	10477.500	36.45	16.80	53.25	-14.95	68.20	Peak
3		10962.000	35.61	17.53	53.14	-20.86	74.00	Peak
4		11480.500	34.62	18.03	52.65	-21.35	74.00	Peak

Note:

1. " *", means this data is the worst emission level.
2. C.F (Correction Factor) = Antenna Factor (dB)+ Cable Loss (dB) – Preamplifier(dB).
3. Measurement (dBuV/m) = Reading(dBuV) + C.F (Correction Factor).
4. The emission levels of other frequencies are very lower than the limit and not show in test report.

EUT	AX6600 Tri-Band Wi-Fi 6 Router	Date of Test	2020-04-27
Factor	BBHA 9120D_1-18GHz_2020	Temp. / Humidity	22.8°C /36.4%
Polarity	Vertical	Site / Test Engineer	AC1 / Kevin Ker
Test Mode	Transmit by 802.11ax-HE80 at channel 5610MHz (Beamforming Mode)	Test Voltage	120V/60Hz

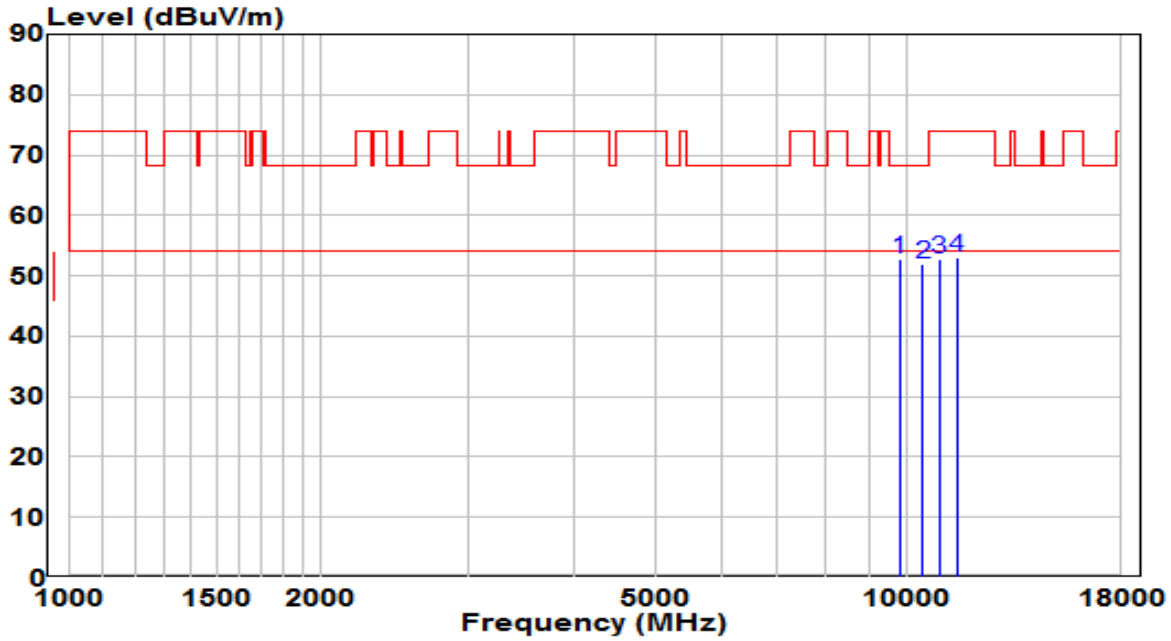

No		Frequency (MHz)	Reading (dBuV)	C.F (dB)	Measurement (dBuV/m)	Margin (dB)	Limit (dBuV/m)	Remark (QP/PK/AV)
1	*	9789.000	38.29	14.57	52.86	-15.34	68.20	Peak
2		10443.500	35.32	16.69	52.01	-16.19	68.20	Peak
3		10911.000	35.31	17.45	52.76	-21.24	74.00	Peak
4		11438.000	34.91	17.99	52.90	-21.10	74.00	Peak

Note:

1. " *", means this data is the worst emission level.
2. C.F (Correction Factor) = Antenna Factor (dB)+ Cable Loss (dB) – Preamplifier(dB).
3. Measurement (dBuV/m) = Reading(dBuV) + C.F (Correction Factor).
4. The emission levels of other frequencies are very lower than the limit and not show in test report.

EUT	AX6600 Tri-Band Wi-Fi 6 Router	Date of Test	2020-04-27
Factor	BBHA 9120D_1-18GHz_2020	Temp. / Humidity	22.8°C /36.4%
Polarity	Horizontal	Site / Test Engineer	AC1 / Kevin Ker
Test Mode	Transmit by 802.11ax-HE80 at channel 5690MHz (Beamforming Mode)	Test Voltage	120V/60Hz

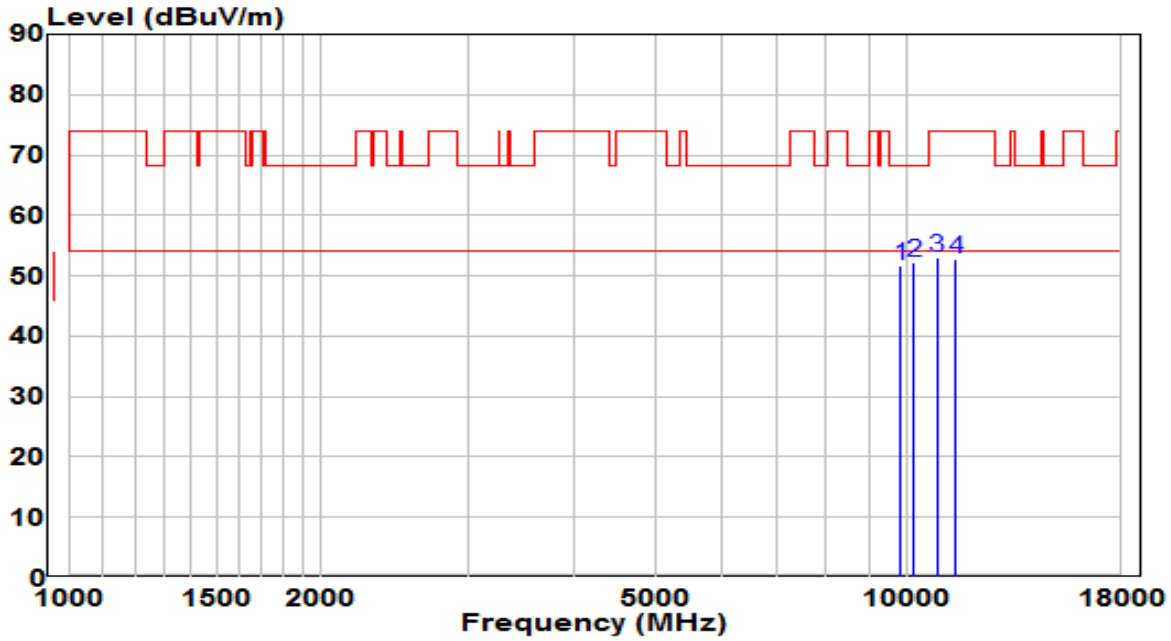

No		Frequency (MHz)	Reading (dBuV)	C.F (dB)	Measurement (dBuV/m)	Margin (dB)	Limit (dBuV/m)	Remark (QP/PK/AV)
1		9831.500	36.91	14.71	51.62	-16.58	68.20	Peak
2	*	10188.500	36.33	15.87	52.19	-16.01	68.20	Peak
3		10843.000	35.81	17.36	53.16	-20.84	74.00	Peak
4		11421.000	34.79	17.98	52.76	-21.24	74.00	Peak

Note:

1. " *", means this data is the worst emission level.
2. C.F (Correction Factor) = Antenna Factor (dB)+ Cable Loss (dB) – Preamplifier(dB).
3. Measurement (dBuV/m) = Reading(dBuV) + C.F (Correction Factor).
4. The emission levels of other frequencies are very lower than the limit and not show in test report.

EUT	AX6600 Tri-Band Wi-Fi 6 Router	Date of Test	2020-04-27
Factor	BBHA 9120D_1-18GHz_2020	Temp. / Humidity	22.8°C /36.4%
Polarity	Vertical	Site / Test Engineer	AC1 / Kevin Ker
Test Mode	Transmit by 802.11ax-HE80 at channel 5690MHz (Beamforming Mode)	Test Voltage	120V/60Hz

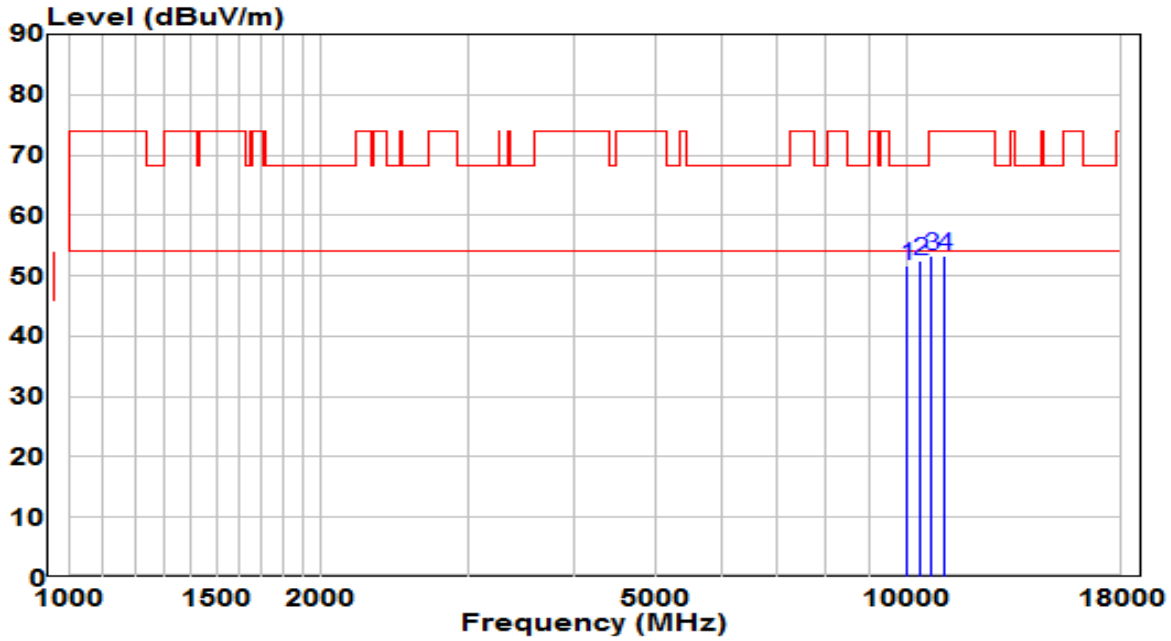

No		Frequency (MHz)	Reading (dBuV)	C.F (dB)	Measurement (dBuV/m)	Margin (dB)	Limit (dBuV/m)	Remark (QP/PK/AV)
1		10001.500	36.51	15.26	51.78	-16.42	68.20	Peak
2	*	10375.500	35.92	16.47	52.39	-15.81	68.20	Peak
3		10690.000	36.17	17.14	53.31	-20.69	74.00	Peak
4		11064.000	35.71	17.64	53.35	-20.65	74.00	Peak

Note:

1. " *", means this data is the worst emission level.
2. C.F (Correction Factor) = Antenna Factor (dB)+ Cable Loss (dB) – Preamplifier(dB).
3. Measurement (dBuV/m) = Reading(dBuV) + C.F (Correction Factor).
4. The emission levels of other frequencies are very lower than the limit and not show in test report.

EUT	AX6600 Tri-Band Wi-Fi 6 Router	Date of Test	2020-04-27
Factor	BBHA 9120D_1-18GHz_2020	Temp. / Humidity	22.8°C /36.4%
Polarity	Horizontal	Site / Test Engineer	AC1 / Kevin Ker
Test Mode	Transmit by 802.11ax-HE80 at channel 5775MHz (Beamforming Mode)	Test Voltage	120V/60Hz

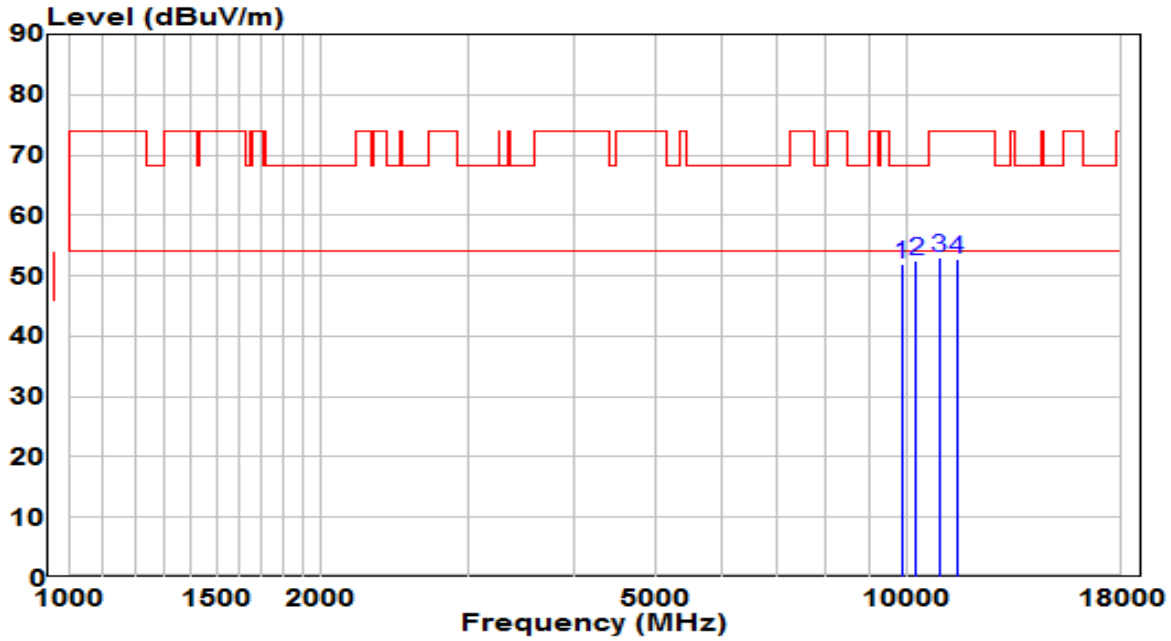

No		Frequency (MHz)	Reading (dBuV)	C.F (dB)	Measurement (dBuV/m)	Margin (dB)	Limit (dBuV/m)	Remark (QP/PK/AV)
1		9840.000	37.11	14.74	51.85	-16.35	68.20	Peak
2	*	10239.500	36.38	16.03	52.41	-15.79	68.20	Peak
3		10902.500	35.65	17.44	53.09	-20.91	74.00	Peak
4		11463.500	34.70	18.02	52.72	-21.28	74.00	Peak

Note:

1. " *", means this data is the worst emission level.
2. C.F (Correction Factor) = Antenna Factor (dB)+ Cable Loss (dB) – Preamplifier(dB).
3. Measurement (dBuV/m) = Reading(dBuV) + C.F (Correction Factor).
4. The emission levels of other frequencies are very lower than the limit and not show in test report.

EUT	AX6600 Tri-Band Wi-Fi 6 Router	Date of Test	2020-04-27
Factor	BBHA 9120D_1-18GHz_2020	Temp. / Humidity	22.8°C /36.4%
Polarity	Vertical	Site / Test Engineer	AC1 / Kevin Ker
Test Mode	Transmit by 802.11ax-HE80 at channel 5775MHz (Beamforming Mode)	Test Voltage	120V/60Hz

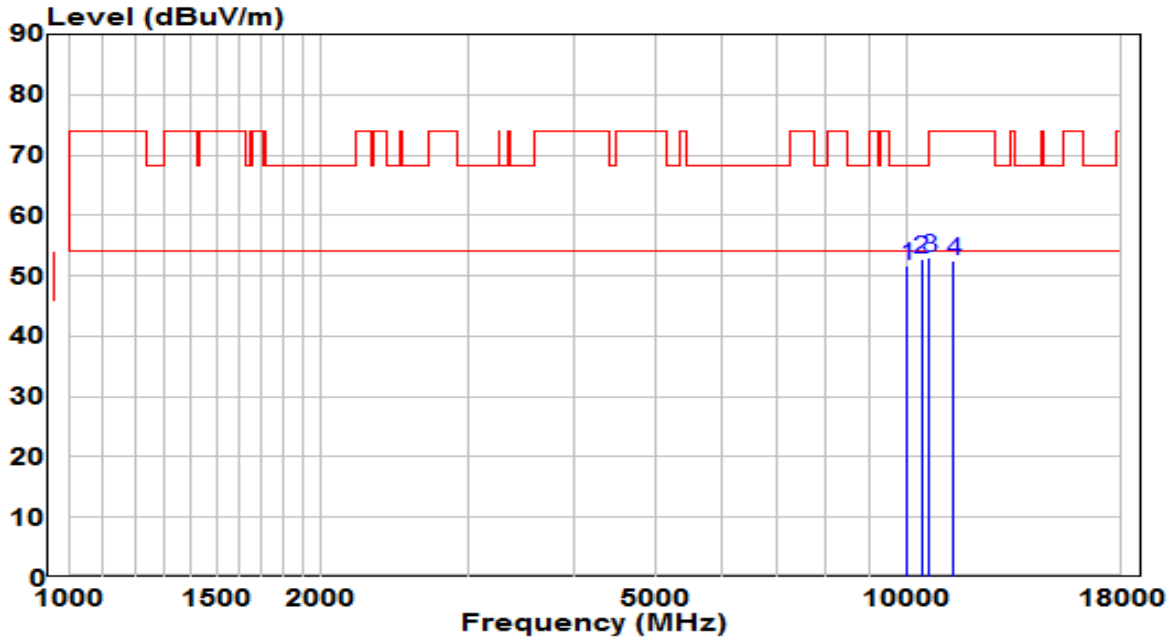

No		Frequency (MHz)	Reading (dBuV)	C.F (dB)	Measurement (dBuV/m)	Margin (dB)	Limit (dBuV/m)	Remark (QP/PK/AV)
1		10010.000	36.51	15.29	51.80	-16.40	68.20	Peak
2	*	10401.000	36.14	16.55	52.69	-15.51	68.20	Peak
3		10622.000	35.94	17.04	52.98	-21.02	74.00	Peak
4		11336.000	34.51	17.90	52.40	-21.60	74.00	Peak

Note:

1. " *", means this data is the worst emission level.
2. C.F (Correction Factor) = Antenna Factor (dB)+ Cable Loss (dB) – Preamplifier(dB).
3. Measurement (dBuV/m) = Reading(dBuV) + C.F (Correction Factor).
4. The emission levels of other frequencies are very lower than the limit and not show in test report.

EUT	AX6600 Tri-Band Wi-Fi 6 Router	Date of Test	2020-04-27
Factor	BBHA 9120D_1-18GHz_2020	Temp. / Humidity	22.8°C /36.4%
Polarity	Horizontal	Site / Test Engineer	AC1 / Kevin Ker
Test Mode	Transmit by 802.11ax-HE160 at channel 5570MHz (Beamforming Mode)	Test Voltage	120V/60Hz

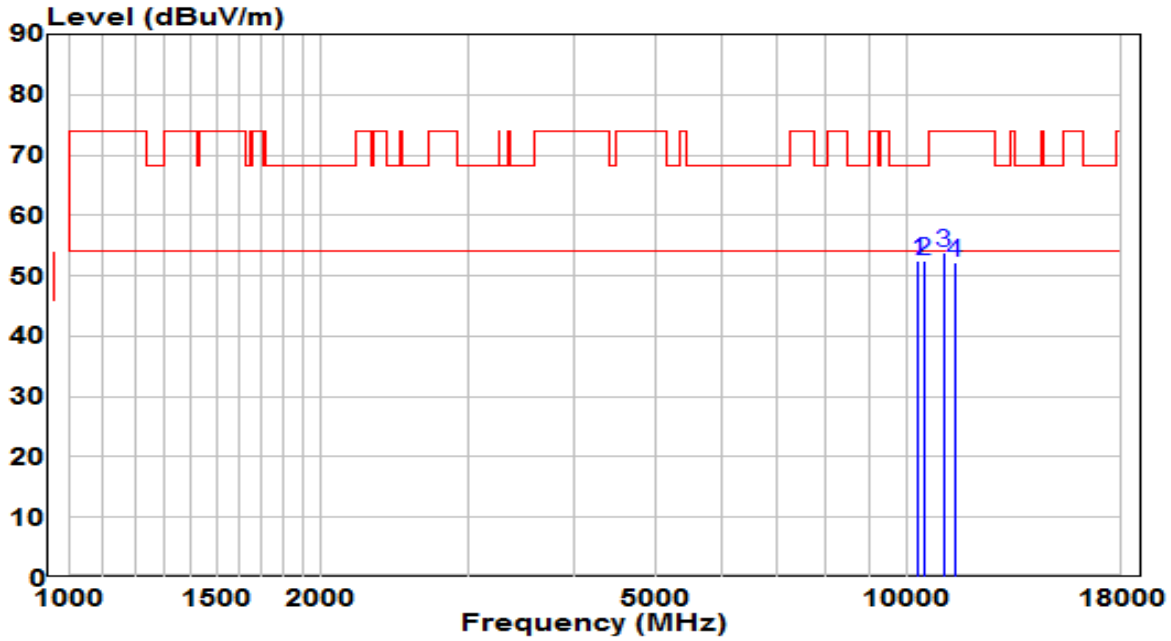

No		Frequency (MHz)	Reading (dBuV)	C.F (dB)	Measurement (dBuV/m)	Margin (dB)	Limit (dBuV/m)	Remark (QP/PK/AV)
1		10299.000	36.32	16.22	52.55	-15.65	68.20	Peak
2	*	10452.000	35.90	16.72	52.62	-15.58	68.20	Peak
3		11055.500	36.20	17.63	53.83	-20.17	74.00	Peak
4		11378.500	34.18	17.94	52.12	-21.88	74.00	Peak

Note:

1. " *", means this data is the worst emission level.
2. C.F (Correction Factor) = Antenna Factor (dB)+ Cable Loss (dB) – Preamplifier(dB).
3. Measurement (dBuV/m) = Reading(dBuV) + C.F (Correction Factor).
4. The emission levels of other frequencies are very lower than the limit and not show in test report.

EUT	AX6600 Tri-Band Wi-Fi 6 Router	Date of Test	2020-04-27
Factor	BBHA 9120D_1-18GHz_2020	Temp. / Humidity	22.8°C /36.4%
Polarity	Vertical	Site / Test Engineer	AC1 / Kevin Ker
Test Mode	Transmit by 802.11ax-HE160 at channel 5570MHz (Beamforming Mode)	Test Voltage	120V/60Hz

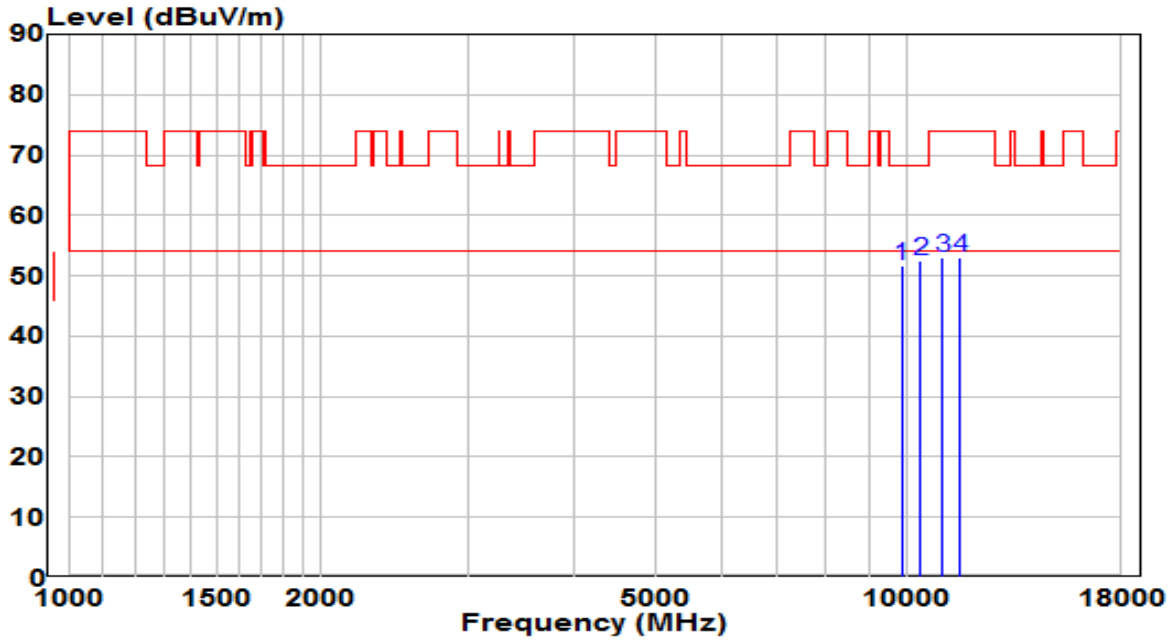

No		Frequency (MHz)	Reading (dBuV)	C.F (dB)	Measurement (dBuV/m)	Margin (dB)	Limit (dBuV/m)	Remark (QP/PK/AV)
1		9840.000	37.03	14.74	51.77	-16.43	68.20	Peak
2	*	10375.500	35.91	16.47	52.37	-15.83	68.20	Peak
3		11004.500	35.50	17.58	53.08	-20.92	74.00	Peak
4		11557.000	34.97	18.02	52.99	-21.01	74.00	Peak

Note:

1. " *", means this data is the worst emission level.
2. C.F (Correction Factor) = Antenna Factor (dB)+ Cable Loss (dB) – Preamplifier(dB).
3. Measurement (dBuV/m) = Reading(dBuV) + C.F (Correction Factor).
4. The emission levels of other frequencies are very lower than the limit and not show in test report.

The Worst Case of Radiated Emission below 1GHz:

EUT	AX6600 Tri-Band Wi-Fi 6 Router	Date of Test	2020-05-14
Factor	AC1_VULB 9168 _20-2000MHz	Temp. / Humidity	25°C /54%
Polarity	Horizontal	Site / Test Engineer	AC1 / Kevin Ker
Test Mode	Worse Case	Test Voltage	120V/60Hz

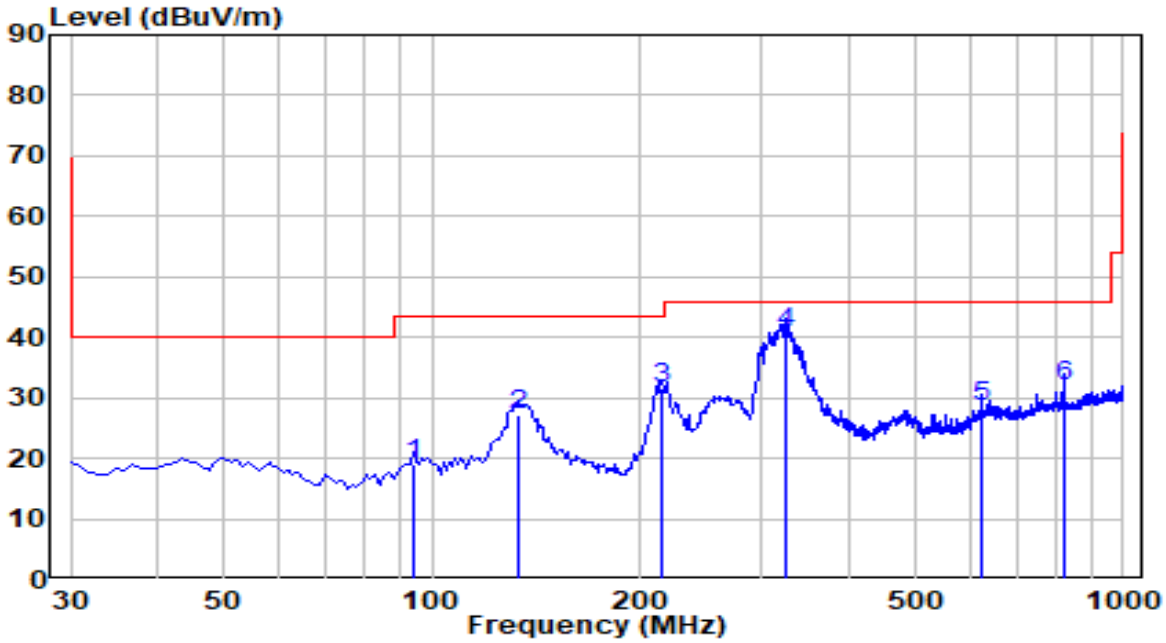

No		Frequency (MHz)	Reading (dBuV)	C.F (dB)	Measurement (dBuV/m)	Margin (dB)	Limit (dBuV/m)	Remark (QP/PK/AV)
1		94.020	8.42	10.57	18.99	-24.51	43.50	QP
2		133.790	13.05	14.08	27.13	-16.37	43.50	QP
3		214.300	19.88	11.61	31.49	-12.01	43.50	QP
4	*	325.850	25.61	15.04	40.65	-5.35	46.00	QP
5		624.610	7.32	21.09	28.41	-17.59	46.00	QP
6		819.580	8.54	23.45	31.99	-14.01	46.00	QP

Note:

1. " *", means this data is the worst emission level.
2. C.F (Correction Factor) = Antenna Factor (dB)+ Cable Loss (dB).
3. Measurement(dBuV/m) = Reading(dBuV) + C.F (Correction Factor).
4. The emission levels of other frequencies are very lower than the limit and not show in test report.
5. The amplitude of Radiated emissions (the test frequency range: 9kHz ~ 30MHz, 18GHz ~ 40GHz), is that proximity to ambient noise, which also are attenuated more than 20 dB below the permissible value. Therefore, the data is not presented in the report

EUT	AX6600 Tri-Band Wi-Fi 6 Router	Date of Test	2020-05-14

Factor	AC1_VULB 9168 _20-2000MHz	Temp. / Humidity	25°C /54%
Polarity	Vertical	Site / Test Engineer	AC1 / Kevin Ker
Test Mode	Worse Case	Test Voltage	120V/60Hz

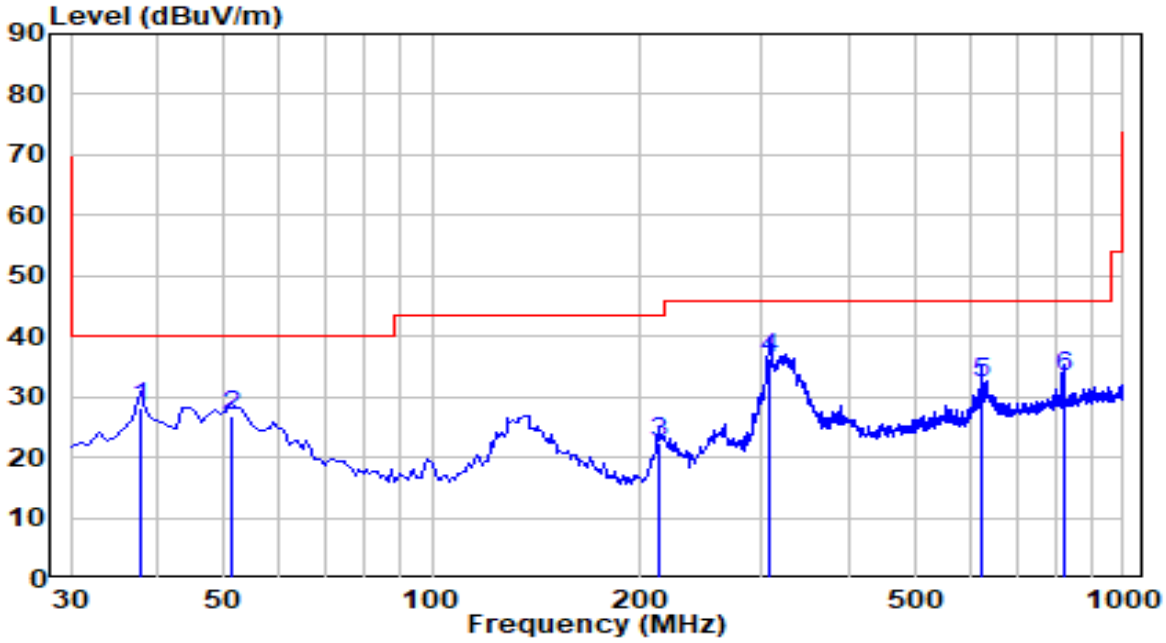

No		Frequency (MHz)	Reading (dBuV)	C.F (dB)	Measurement (dBuV/m)	Margin (dB)	Limit (dBuV/m)	Remark (QP/PK/AV)
1		37.760	14.04	14.29	28.33	-11.67	40.00	QP
2		51.340	12.95	14.04	26.99	-13.01	40.00	QP
3		212.360	11.04	11.50	22.54	-20.96	43.50	QP
4	*	308.390	21.85	14.57	36.42	-9.58	46.00	QP
5		624.610	11.24	21.09	32.33	-13.67	46.00	QP
6		821.520	9.75	23.46	33.21	-12.79	46.00	QP

Note:

1. " *", means this data is the worst emission level.
2. C.F (Correction Factor) = Antenna Factor (dB)+ Cable Loss (dB).
3. Measurement(dBuV/m) = Reading(dBuV) + C.F (Correction Factor).
4. The emission levels of other frequencies are very lower than the limit and not show in test report.
5. The amplitude of Radiated emissions (the test frequency range: 9kHz ~ 30MHz, 18GHz ~ 40GHz), is that proximity to ambient noise, which also are attenuated more than 20 dB below the permissible value. Therefore, the data is not presented in the report.

7.9. Radiated Restricted Band Edge Measurement

7.9.1.Test Limit

For 15.205 requirement:

Radiated emissions which fall in the restricted bands, as defined in Section 15.205(a) of FCC part 15, must also comply with the radiated emission limits specified in Section 15.209(a).

Frequency (MHz)	Frequency (MHz)	Frequency (MHz)	Frequency (GHz)
0.090 - 0.110	16.42 - 16.423	399.9 - 410	4.5 - 5.15
[1] 0.495 - 0.505	16.69475 - 16.69525	608 - 614	5.35 - 5.46
2.1735 - 2.1905	16.80425 - 16.80475	960 - 1240	7.25 - 7.75
4.125 - 4.128	25.5 - 25.67	1300 - 1427	8.025 - 8.5
4.17725 - 4.17775	37.5 - 38.25	1435 - 1626.5	9.0 - 9.2
4.20725 - 4.20775	73 - 74.6	1645.5 - 1646.5	9.3 - 9.5
6.215 - 6.218	74.8 - 75.2	1660 - 1710	10.6 - 12.7
6.26775 - 6.26825	108 - 121.94	1718.8 - 1722.2	13.25 - 13.4
6.31175 - 6.31225	123 - 138	2200 - 2300	14.47 - 14.5
8.291 - 8.294	149.9 - 150.05	2310 - 2390	15.35 - 16.2
8.362 - 8.366	156.52475 - 156.525	2483.5 - 2500	17.7 - 21.4
8.37625 - 8.38675	156.7 - 156.9	2690 - 2900	22.01 - 23.12
8.41425 - 8.41475	162.0125 - 167.17	3260 - 3267	23.6 - 24.0
12.29 - 12.293	167.72 - 173.2	3332 - 3339	31.2 - 31.8
12.51975 - 12.52025	240 - 285	3345.8 - 3358	36.43 - 36.5
12.57675 - 12.57725	322 - 335.4	3600 - 4400	([2])
13.36 - 13.41	--	--	--

For 15.407(b) requirement:

For transmitters operating in the 5.15-5.25 GHz band: All emissions outside of the 5.15-5.35 GHz band shall not exceed an e.i.r.p. of -27 dBm/MHz.

For transmitters operating in the 5.25-5.35 GHz band: All emissions outside of the 5.15-5.35 GHz band shall not exceed an e.i.r.p. of -27 dBm/MHz.

For transmitters operating in the 5.47-5.725 GHz band: All emissions outside of the 5.47-5.725 GHz band shall not exceed an e.i.r.p. of -27 dBm/MHz.

For transmitters operating in the 5.725-5.85 GHz band: All emissions shall be limited to a level of −27 dBm/MHz at 75 MHz or more above or below the band edge increasing linearly to 10 dBm/MHz at 25 MHz above or below the band edge, and from 25 MHz above or below the band edge increasing

linearly to a level of 15.6 dBm/MHz at 5 MHz above or below the band edge, and from 5 MHz above or below the band edge increasing linearly to a level of 27 dBm/MHz at the band edge.

Refer to KDB 789033 D02v02r01 G)2)c), as specified in § 15.407(b), emissions above 1000 MHz that are outside of the restricted bands are subject to a maximum emission limit of -27 dBm/MHz (or -17 dBm/MHz as specified in § 15.407(b)(4)). However, an out-of-band emission that complies with both the peak and average limits of § 15.209 is not required to satisfy the -27 dBm/MHz or -17 dBm/MHz maximum emission limit.

All out of band emissions appearing in a restricted band as specified in Section 15.205 of the Title 47CFR must not exceed the limits shown in Table per Section 15.209.

FCC Part 15 Subpart C Paragraph 15.209		
Frequency [MHz]	Field Strength [uV/m]	Measured Distance [Meters]
0.009 - 0.490	2400/F (kHz)	300
0.490 - 1.705	24000/F (kHz)	30
1.705 - 30	30	30
30 - 88	100	3
88 - 216	150	3
216 - 960	200	3
Above 960	500	3

7.9.2.Test Procedure Used

ANSI C63.10 Section 6.3 (General Requirements)

ANSI C63.10 Section 6.6 (Standard test method above 1GHz)

7.9.3.Test Setting

Peak Measurements above 1GHz

1. Analyzer center frequency was set to the frequency of the radiated spurious emission of interest
2. RBW = 1MHz
3. VBW = 3MHz
4. Detector = peak
5. Sweep time = auto couple
6. Trace mode = max hold
7. Trace was allowed to stabilize

Average Measurements above 1GHz (Method VB)

1. Analyzer center frequency was set to the frequency of the radiated spurious emission of interest
2. RBW = 1MHz
3. VBW If the EUT is configured to transmit with duty cycle ≥ 98%, set VBW ≤ RBW/100 (i.e., 10 kHz) but not less than 10 Hz. If the EUT duty cycle is < 98%, set VBW ≥ 1/T.
4. Detector = Peak
5. Sweep time = auto
6. Allow max hold to run for at least 50 traces if the transmitted signal is continuous or has at least 98% duty cycle. For lower duty cycles, increase the minimum number of traces by a factor of 1/x, where x is the duty cycle.

7.9.4.Test Setup

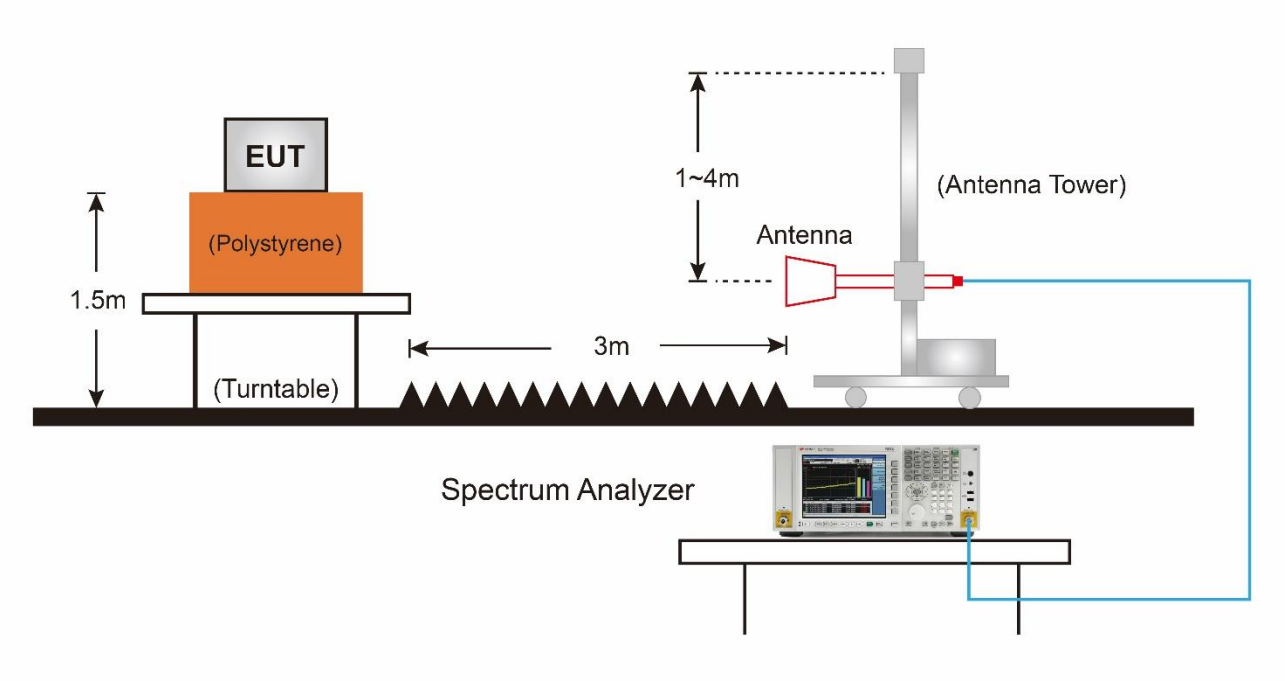

7.9.5.Test Result

EUT	AX6600 Tri-Band Wi-Fi 6 Router	Date of Test	2020-04-27
Factor	BBHA 9120D_1-18GHz_2020	Temp. / Humidity	20.4°C /40.5%
Polarity	Horizontal	Site / Test Engineer	AC1 / Kevin Ker
Test Mode	Transmit by 802.11a at channel 5180MHz (CDD Mode N_{SS}=1)	Test Voltage	120V/60Hz

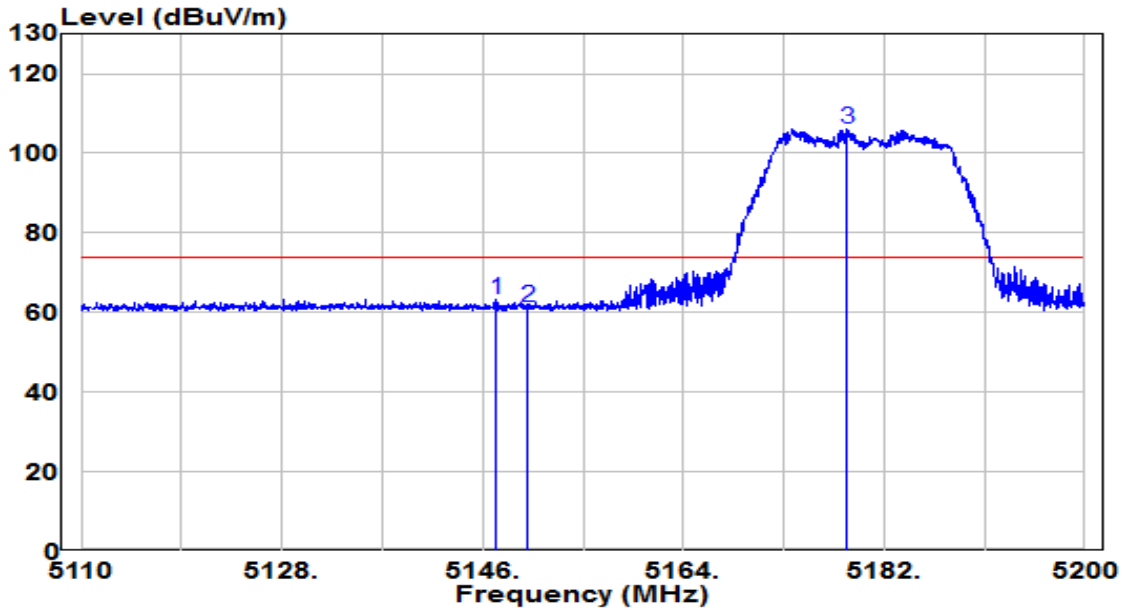

No		Frequency (MHz)	Reading (dBuV)	C.F (dB)	Measurement (dBuV/m)	Margin (dB)	Limit (dBuV/m)	Remark (QP/PK/AV)
1		5147.215	43.61	19.64	63.25	-10.75	74.00	Peak
2		5150.000	41.44	19.65	61.09	-12.91	74.00	Peak
3	*	5178.670	86.34	19.66	106.00	N/A	N/A	Peak

Note:

1. " *", means this data is the worst emission level.
2. C.F (Correction Factor) = Antenna Factor (dB)+ Cable Loss (dB) – Preamplifier(dB).
3. Measurement (dBuV/m) = Reading(dBuV) + C.F (Correction Factor).
4. The emission levels of other frequencies are very lower than the limit and not show in test report.

EUT	AX6600 Tri-Band Wi-Fi 6 Router	Date of Test	2020-04-27
Factor	BBHA 9120D_1-18GHz_2020	Temp. / Humidity	20.4°C /40.5%
Polarity	Horizontal	Site / Test Engineer	AC1 / Kevin Ker
Test Mode	Transmit by 802.11a at channel 5180MHz (CDD Mode N_{SS}=1)	Test Voltage	120V/60Hz

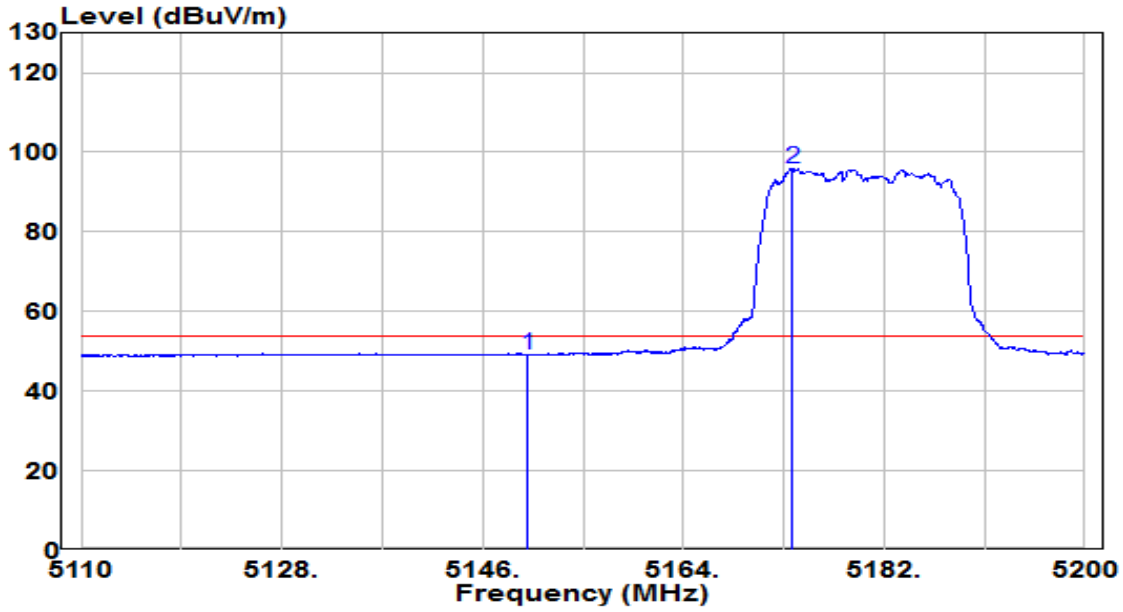

No		Frequency (MHz)	Reading (dBuV)	C.F (dB)	Measurement (dBuV/m)	Margin (dB)	Limit (dBuV/m)	Remark (QP/PK/AV)
1		5150.000	29.39	19.65	49.04	-4.96	54.00	Average
2	*	5173.765	76.38	19.66	96.04	N/A	N/A	Average

Note:

1. " *", means this data is the worst emission level.
2. C.F (Correction Factor) = Antenna Factor (dB)+ Cable Loss (dB) – Preamplifier(dB).
3. Measurement (dBuV/m) = Reading(dBuV) + C.F (Correction Factor).
4. The emission levels of other frequencies are very lower than the limit and not show in test report.

EUT	AX6600 Tri-Band Wi-Fi 6 Router	Date of Test	2020-04-27
Factor	BBHA 9120D_1-18GHz_2020	Temp. / Humidity	20.4°C /40.5%
Polarity	Vertical	Site / Test Engineer	AC1 / Kevin Ker
Test Mode	Transmit by 802.11a at channel 5180MHz (CDD Mode N_{SS}=1)	Test Voltage	120V/60Hz

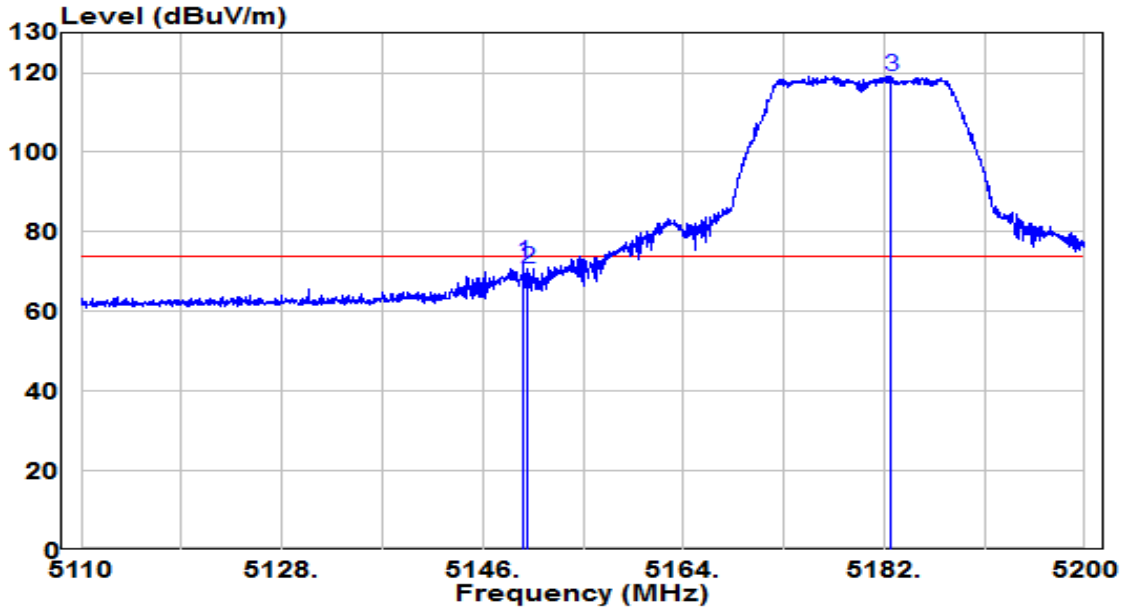

No		Frequency (MHz)	Reading (dBuV)	C.F (dB)	Measurement (dBuV/m)	Margin (dB)	Limit (dBuV/m)	Remark (QP/PK/AV)
1		5149.690	52.51	19.65	72.15	-1.85	74.00	Peak
2	*	5150.005	50.87	19.65	70.52	-3.48	74.00	Peak
3	*	5182.630	99.25	19.67	118.92	N/A	N/A	Peak

Note:

1. " *", means this data is the worst emission level.
2. C.F (Correction Factor) = Antenna Factor (dB)+ Cable Loss (dB) – Preamplifier(dB).
3. Measurement (dBuV/m) = Reading(dBuV) + C.F (Correction Factor).
4. The emission levels of other frequencies are very lower than the limit and not show in test report.

EUT	AX6600 Tri-Band Wi-Fi 6 Router	Date of Test	2020-04-27
Factor	BBHA 9120D_1-18GHz_2020	Temp. / Humidity	20.4°C /40.5%
Polarity	Vertical	Site / Test Engineer	AC1 / Kevin Ker
Test Mode	Transmit by 802.11a at channel 5180MHz (CDD Mode N_{SS}=1)	Test Voltage	120V/60Hz

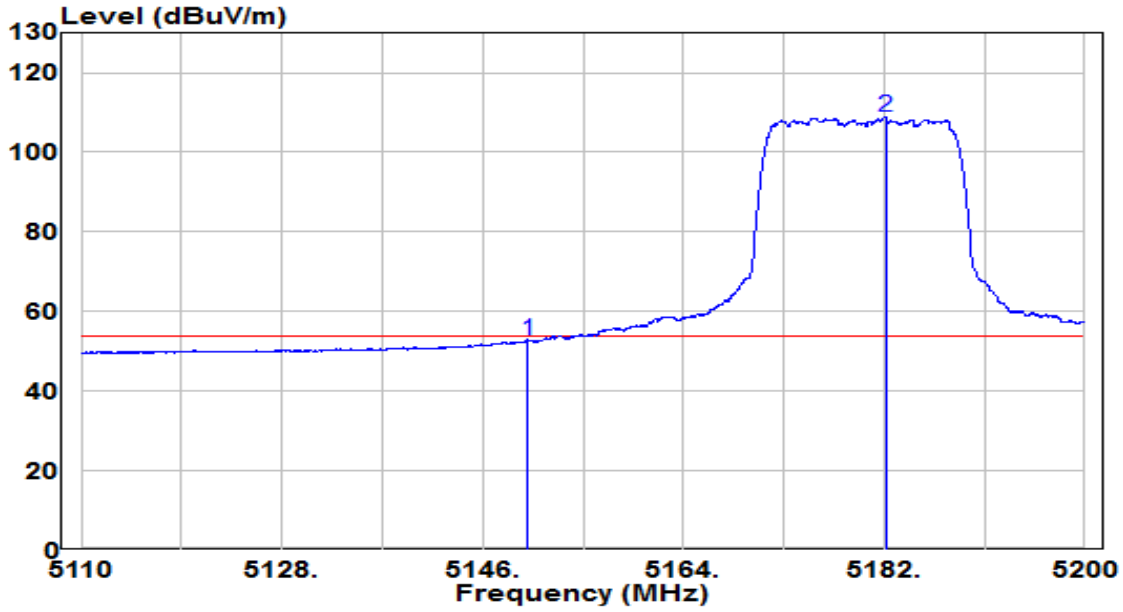

No		Frequency (MHz)	Reading (dBuV)	C.F (dB)	Measurement (dBuV/m)	Margin (dB)	Limit (dBuV/m)	Remark (QP/PK/AV)
1		5150.000	33.07	19.65	52.72	-1.28	54.00	Average
2	*	5182.135	89.28	19.67	108.95	N/A	N/A	Average

Note:

1. " *", means this data is the worst emission level.
2. C.F (Correction Factor) = Antenna Factor (dB)+ Cable Loss (dB) – Preamplifier(dB).
3. Measurement (dBuV/m) = Reading(dBuV) + C.F (Correction Factor).
4. The emission levels of other frequencies are very lower than the limit and not show in test report.

EUT	AX6600 Tri-Band Wi-Fi 6 Router	Date of Test	2020-04-27
Factor	BBHA 9120D_1-18GHz_2020	Temp. / Humidity	20.4°C /40.5%
Polarity	Vertical	Site / Test Engineer	AC1 / Kevin Ker
Test Mode	Transmit by 802.11a at channel 5220MHz (CDD Mode N_{SS}=1)	Test Voltage	120V/60Hz

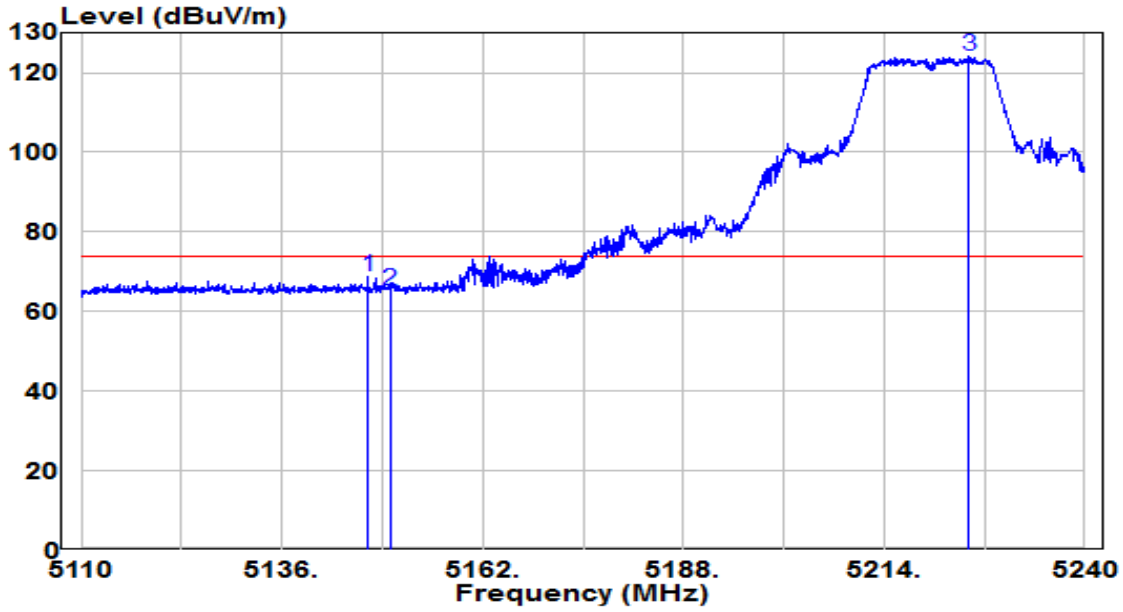

No		Frequency (MHz)	Reading (dBuV)	C.F (dB)	Measurement (dBuV/m)	Margin (dB)	Limit (dBuV/m)	Remark (QP/PK/AV)
1		5147.115	49.17	19.64	68.81	-5.19	74.00	Peak
2		5150.000	45.74	19.65	65.38	-8.62	74.00	Peak
3	*	5224.920	104.28	19.69	123.98	N/A	N/A	Peak

Note:

1. " *", means this data is the worst emission level.
2. C.F (Correction Factor) = Antenna Factor (dB)+ Cable Loss (dB) – Preamplifier(dB).
3. Measurement (dBuV/m) = Reading(dBuV) + C.F (Correction Factor).
4. The emission levels of other frequencies are very lower than the limit and not show in test report.

EUT	AX6600 Tri-Band Wi-Fi 6 Router	Date of Test	2020-04-27
Factor	BBHA 9120D_1-18GHz_2020	Temp. / Humidity	20.4°C /40.5%
Polarity	Vertical	Site / Test Engineer	AC1 / Kevin Ker
Test Mode	Transmit by 802.11a at channel 5220MHz (CDD Mode N_{SS}=1)	Test Voltage	120V/60Hz

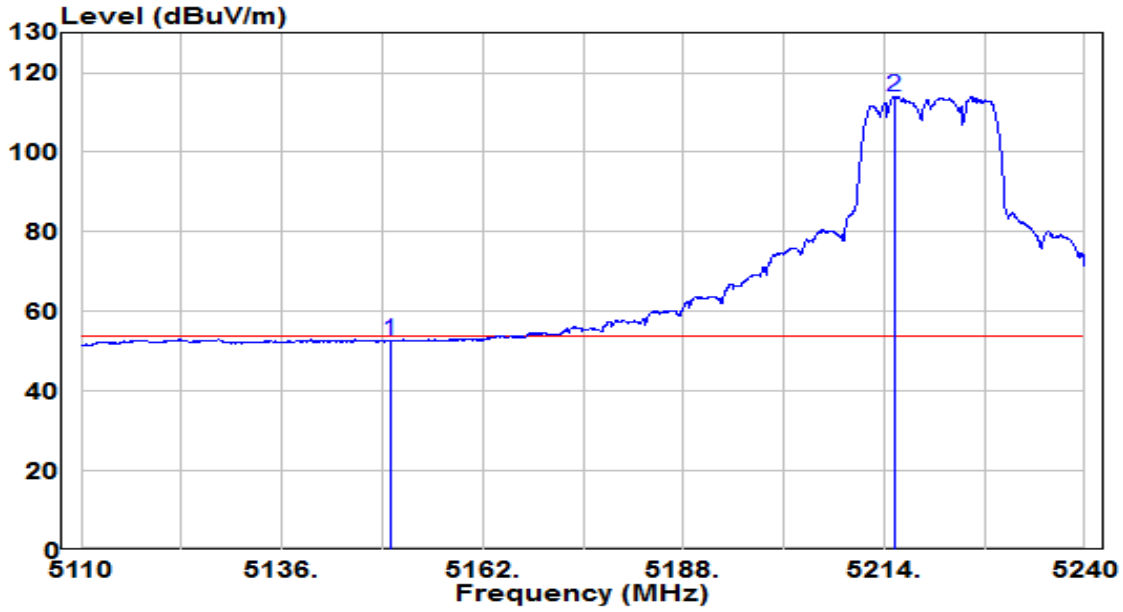

No		Frequency (MHz)	Reading (dBuV)	C.F (dB)	Measurement (dBuV/m)	Margin (dB)	Limit (dBuV/m)	Remark (QP/PK/AV)
1		5150.000	32.95	19.65	52.60	-1.40	54.00	Average
2	*	5215.365	94.31	19.69	114.00	N/A	N/A	Average

Note:

1. " *", means this data is the worst emission level.
2. C.F (Correction Factor) = Antenna Factor (dB)+ Cable Loss (dB) – Preamplifier(dB).
3. Measurement (dBuV/m) = Reading(dBuV) + C.F (Correction Factor).
4. The emission levels of other frequencies are very lower than the limit and not show in test report.

EUT	AX6600 Tri-Band Wi-Fi 6 Router	Date of Test	2020-04-27
Factor	BBHA 9120D_1-18GHz_2020	Temp. / Humidity	20.4°C /40.5%
Polarity	Horizontal	Site / Test Engineer	AC1 / Kevin Ker
Test Mode	Transmit by 802.11a at channel 5500MHz (CDD Mode N_{SS}=1)	Test Voltage	120V/60Hz

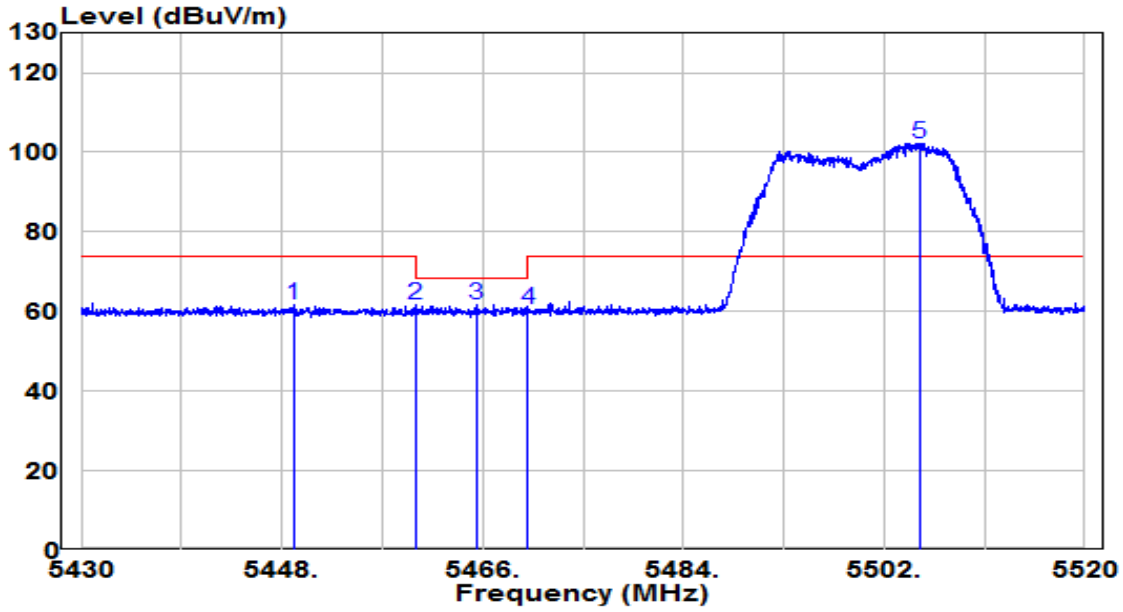

No		Frequency (MHz)	Reading (dBuV)	C.F (dB)	Measurement (dBuV/m)	Margin (dB)	Limit (dBuV/m)	Remark (QP/PK/AV)
1		5449.035	41.90	19.84	61.73	-12.27	74.00	Peak
2		5460.000	41.74	19.84	61.59	-6.61	68.20	Peak
3		5465.415	41.75	19.85	61.60	-6.60	68.20	Peak
4		5470.000	40.50	19.85	60.35	-7.85	68.20	Peak
5	*	5505.150	82.35	19.89	102.24	N/A	N/A	Peak

Note:

1. " *", means this data is the worst emission level.
2. C.F (Correction Factor) = Antenna Factor (dB)+ Cable Loss (dB) – Preamplifier(dB).
3. Measurement (dBuV/m) = Reading(dBuV) + C.F (Correction Factor).
4. The emission levels of other frequencies are very lower than the limit and not show in test report.

EUT	AX6600 Tri-Band Wi-Fi 6 Router	Date of Test	2020-04-27
Factor	BBHA 9120D_1-18GHz_2020	Temp. / Humidity	20.4°C /40.5%
Polarity	Horizontal	Site / Test Engineer	AC1 / Kevin Ker
Test Mode	Transmit by 802.11a at channel 5500MHz (CDD Mode N_{SS}=1)	Test Voltage	120V/60Hz

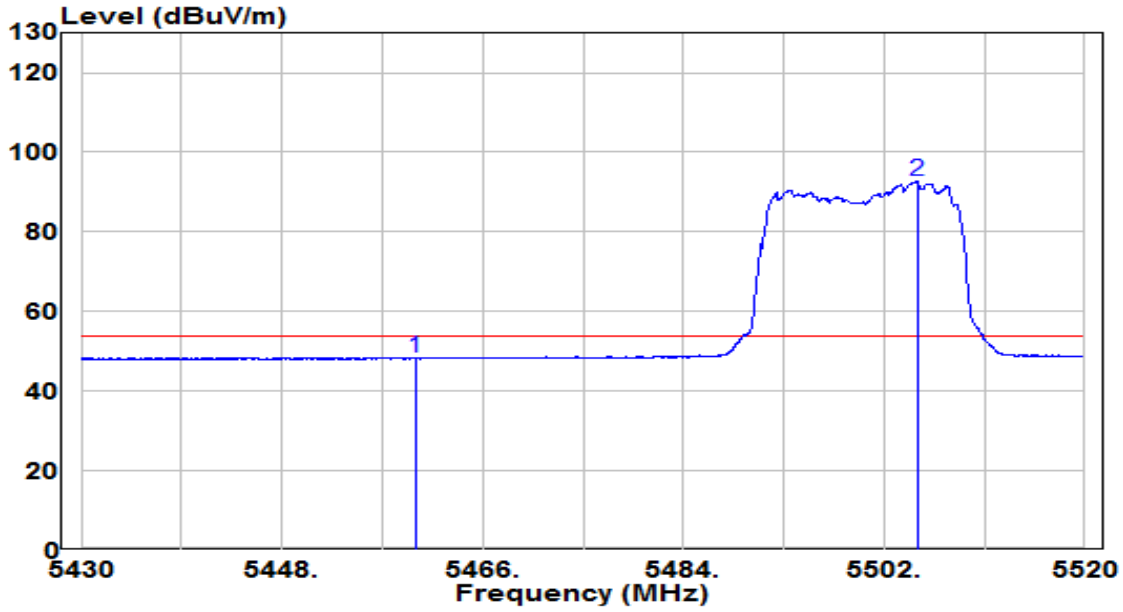

No		Frequency (MHz)	Reading (dBuV)	C.F (dB)	Measurement (dBuV/m)	Margin (dB)	Limit (dBuV/m)	Remark (QP/PK/AV)
1		5460.000	28.39	19.84	48.23	-5.77	54.00	Average
2	*	5504.970	72.75	19.89	92.64	N/A	N/A	Average

Note:

1. " *", means this data is the worst emission level.
2. C.F (Correction Factor) = Antenna Factor (dB)+ Cable Loss (dB) – Preamplifier(dB).
3. Measurement (dBuV/m) = Reading(dBuV) + C.F (Correction Factor).
4. The emission levels of other frequencies are very lower than the limit and not show in test report.

EUT	AX6600 Tri-Band Wi-Fi 6 Router	Date of Test	2020-04-27
Factor	BBHA 9120D_1-18GHz_2020	Temp. / Humidity	20.4°C /40.5%
Polarity	Vertical	Site / Test Engineer	AC1 / Kevin Ker
Test Mode	Transmit by 802.11a at channel 5500MHz (CDD Mode N_{SS}=1)	Test Voltage	120V/60Hz

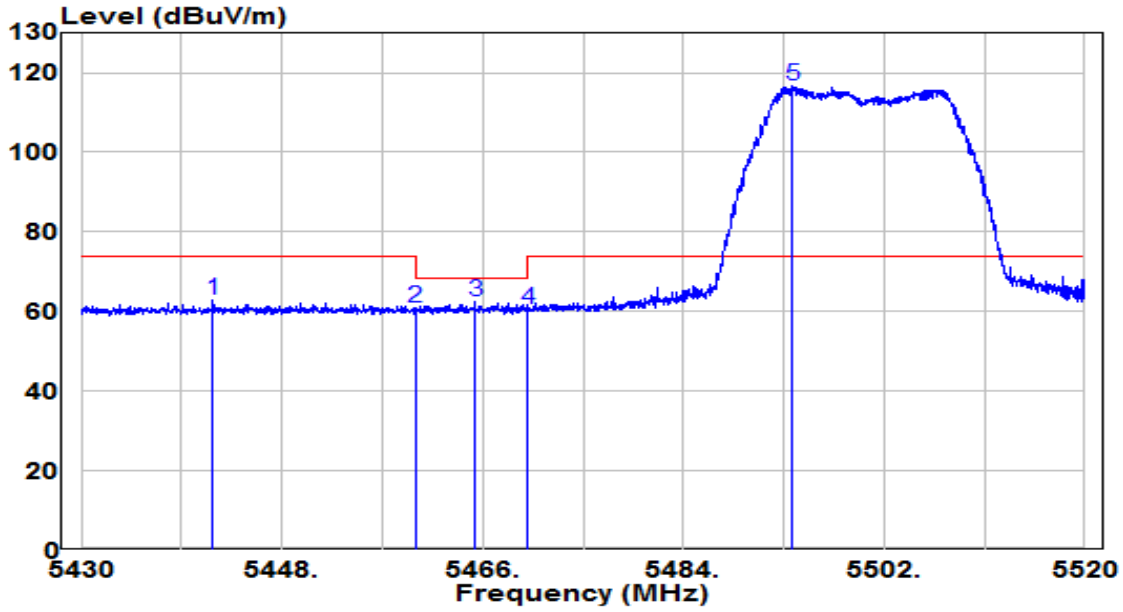

No		Frequency (MHz)	Reading (dBuV)	C.F (dB)	Measurement (dBuV/m)	Margin (dB)	Limit (dBuV/m)	Remark (QP/PK/AV)
1		5441.835	43.04	19.83	62.87	-11.13	74.00	Peak
2		5460.000	41.18	19.84	61.03	-7.17	68.20	Peak
3		5465.325	42.80	19.85	62.65	-5.55	68.20	Peak
4		5470.000	40.48	19.85	60.34	-7.86	68.20	Peak
5	*	5493.810	96.88	19.87	116.75	N/A	N/A	Peak

Note:

1. " *", means this data is the worst emission level.
2. C.F (Correction Factor) = Antenna Factor (dB)+ Cable Loss (dB) – Preamplifier(dB).
3. Measurement (dBuV/m) = Reading(dBuV) + C.F (Correction Factor).
4. The emission levels of other frequencies are very lower than the limit and not show in test report.

EUT	AX6600 Tri-Band Wi-Fi 6 Router	Date of Test	2020-04-27
Factor	BBHA 9120D_1-18GHz_2020	Temp. / Humidity	20.4°C /40.5%
Polarity	Vertical	Site / Test Engineer	AC1 / Kevin Ker
Test Mode	Transmit by 802.11a at channel 5500MHz (CDD Mode N_{SS}=1)	Test Voltage	120V/60Hz

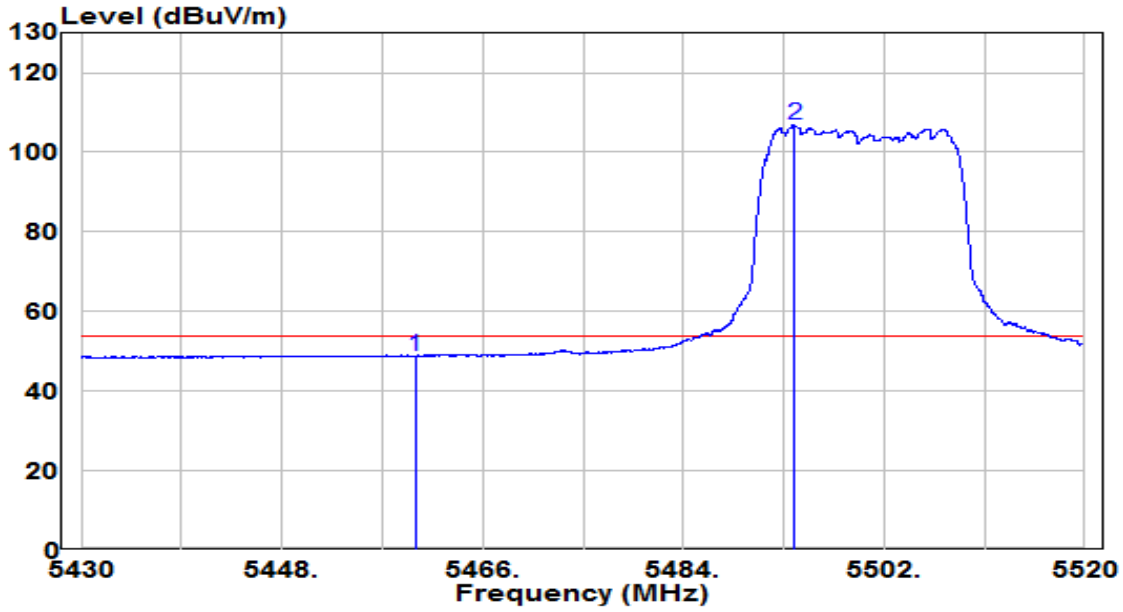

No		Frequency (MHz)	Reading (dBuV)	C.F (dB)	Measurement (dBuV/m)	Margin (dB)	Limit (dBuV/m)	Remark (QP/PK/AV)
1		5460.000	29.04	19.84	48.89	-5.11	54.00	Average
2	*	5493.945	86.92	19.87	106.79	N/A	N/A	Average

Note:

1. " *", means this data is the worst emission level.
2. C.F (Correction Factor) = Antenna Factor (dB)+ Cable Loss (dB) – Preamplifier(dB).
3. Measurement (dBuV/m) = Reading(dBuV) + C.F (Correction Factor).
4. The emission levels of other frequencies are very lower than the limit and not show in test report.

EUT	AX6600 Tri-Band Wi-Fi 6 Router	Date of Test	2020-04-27
Factor	BBHA 9120D_1-18GHz_2020	Temp. / Humidity	20.4°C /40.5%
Polarity	Horizontal	Site / Test Engineer	AC1 / Kevin Ker
Test Mode	Transmit by 802.11a at channel 5700MHz (CDD Mode N_{SS}=1)	Test Voltage	120V/60Hz

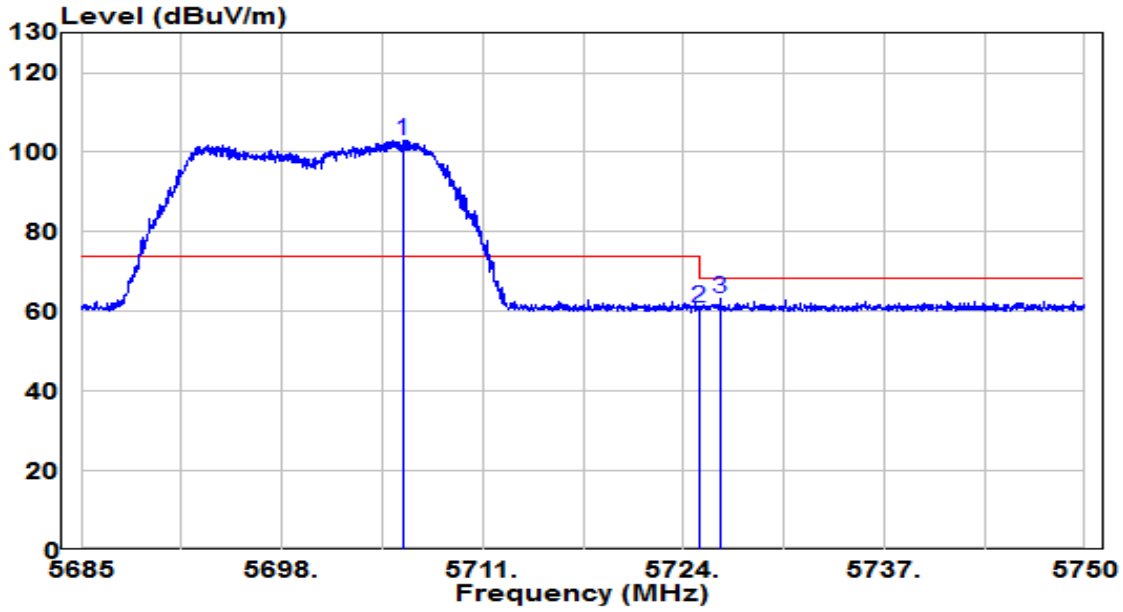

No		Frequency (MHz)	Reading (dBuV)	C.F (dB)	Measurement (dBuV/m)	Margin (dB)	Limit (dBuV/m)	Remark (QP/PK/AV)
1	*	5705.833	82.45	20.66	103.11	N/A	N/A	Peak
2		5725.000	39.96	20.73	60.70	-7.50	68.20	Peak
3		5726.340	42.35	20.74	63.09	-5.11	68.20	Peak

Note:

1. " *", means this data is the worst emission level.
2. C.F (Correction Factor) = Antenna Factor (dB)+ Cable Loss (dB) – Preamplifier(dB).
3. Measurement (dBuV/m) = Reading(dBuV) + C.F (Correction Factor).
4. The emission levels of other frequencies are very lower than the limit and not show in test report.

EUT	AX6600 Tri-Band Wi-Fi 6 Router	Date of Test	2020-04-27
Factor	BBHA 9120D_1-18GHz_2020	Temp. / Humidity	20.4°C /40.5%
Polarity	Vertical	Site / Test Engineer	AC1 / Kevin Ker
Test Mode	Transmit by 802.11a at channel 5700MHz (CDD Mode N_{SS}=1)	Test Voltage	120V/60Hz

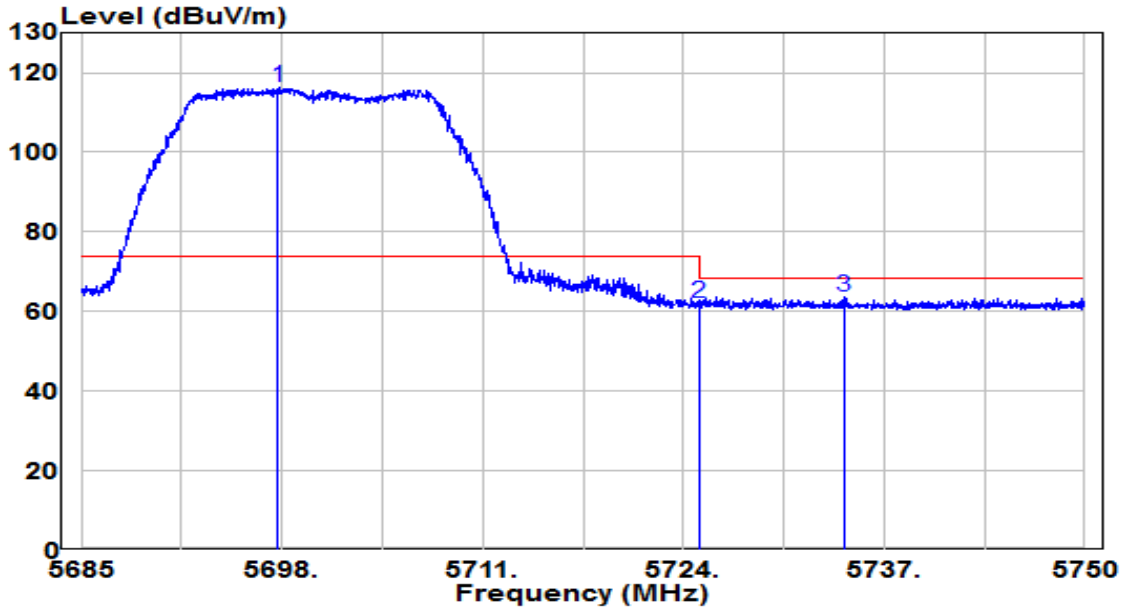

No		Frequency (MHz)	Reading (dBuV)	C.F (dB)	Measurement (dBuV/m)	Margin (dB)	Limit (dBuV/m)	Remark (QP/PK/AV)
1	*	5697.772	95.62	20.63	116.25	N/A	N/A	Peak
2		5725.000	41.27	20.73	62.01	-6.19	68.20	Peak
3		5734.400	42.78	20.77	63.55	-4.65	68.20	Peak

Note:

1. " *", means this data is the worst emission level.
2. C.F (Correction Factor) = Antenna Factor (dB)+ Cable Loss (dB) – Preamplifier(dB).
3. Measurement (dBuV/m) = Reading(dBuV) + C.F (Correction Factor).
4. The emission levels of other frequencies are very lower than the limit and not show in test report.

EUT	AX6600 Tri-Band Wi-Fi 6 Router	Date of Test	2020-04-27
Factor	BBHA 9120D_1-18GHz_2020	Temp. / Humidity	20.4°C /40.5%
Polarity	Horizontal	Site / Test Engineer	AC1 / Kevin Ker
Test Mode	Transmit by 802.11a at channel 5745MHz (CDD Mode N_{SS}=1)	Test Voltage	120V/60Hz

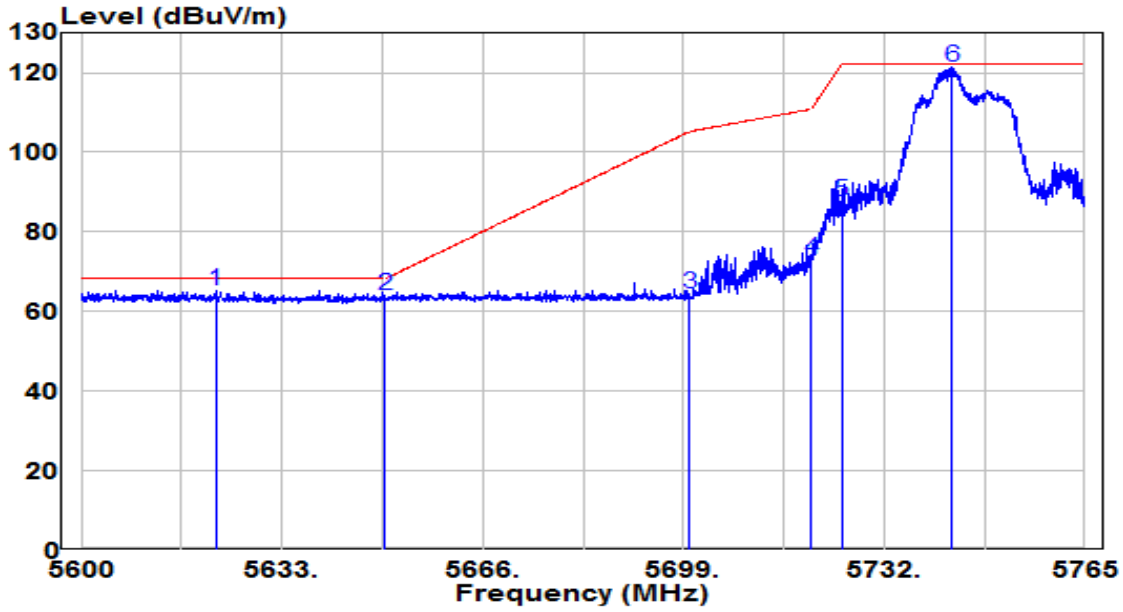

No		Frequency (MHz)	Reading (dBuV)	C.F (dB)	Measurement (dBuV/m)	Margin (dB)	Limit (dBuV/m)	Remark (QP/PK/AV)
1		5622.110	44.86	20.34	65.20	-3.00	68.20	Peak
2		5650.000	43.59	20.45	64.03	-4.17	68.20	Peak
3		5700.000	43.80	20.64	64.43	-40.77	105.20	Peak
4		5720.000	52.43	20.71	73.15	-37.65	110.80	Peak
5		5725.000	67.01	20.73	87.75	-34.45	122.20	Peak
6	*	5743.138	100.57	20.80	121.38	N/A	N/A	Peak

Note:

1. " *", means this data is the worst emission level.
2. C.F (Correction Factor) = Antenna Factor (dB)+ Cable Loss (dB) – Preamplifier(dB).
3. Measurement (dBuV/m) = Reading(dBuV) + C.F (Correction Factor).
4. The emission levels of other frequencies are very lower than the limit and not show in test report.

EUT	AX6600 Tri-Band Wi-Fi 6 Router	Date of Test	2020-04-27
Factor	BBHA 9120D_1-18GHz_2020	Temp. / Humidity	20.4°C /40.5%
Polarity	Vertical	Site / Test Engineer	AC1 / Kevin Ker
Test Mode	Transmit by 802.11a at channel 5745MHz (CDD Mode N_{SS}=1)	Test Voltage	120V/60Hz

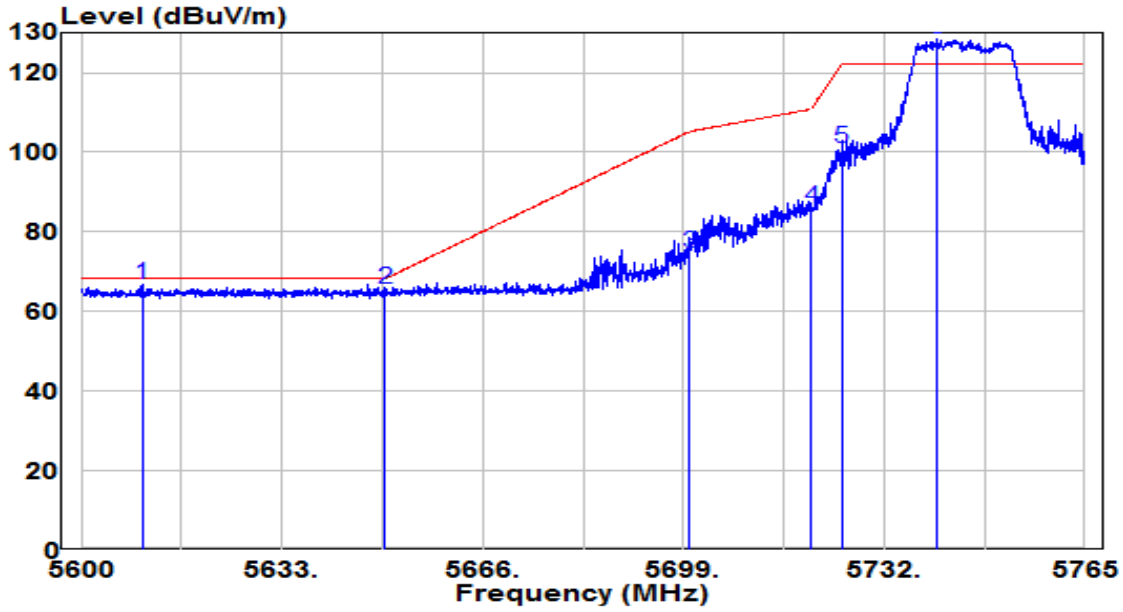

No		Frequency (MHz)	Reading (dBuV)	C.F (dB)	Measurement (dBuV/m)	Margin (dB)	Limit (dBuV/m)	Remark (QP/PK/AV)
1		5609.982	46.63	20.29	66.92	-1.28	68.20	Peak
2		5650.000	45.16	20.45	65.61	-2.59	68.20	Peak
3		5700.000	53.89	20.64	74.53	-30.67	105.20	Peak
4		5720.000	65.35	20.71	86.07	-24.73	110.80	Peak
5		5725.000	80.35	20.73	101.08	-21.12	122.20	Peak
6	*	5740.745	107.61	20.79	128.40	N/A	N/A	Peak

Note:

1. " *", means this data is the worst emission level.
2. C.F (Correction Factor) = Antenna Factor (dB)+ Cable Loss (dB) – Preamplifier(dB).
3. Measurement (dBuV/m) = Reading(dBuV) + C.F (Correction Factor).
4. The emission levels of other frequencies are very lower than the limit and not show in test report.

EUT	AX6600 Tri-Band Wi-Fi 6 Router	Date of Test	2020-04-27
Factor	BBHA 9120D_1-18GHz_2020	Temp. / Humidity	20.4°C /40.5%
Polarity	Horizontal	Site / Test Engineer	AC1 / Kevin Ker
Test Mode	Transmit by 802.11a at channel 5825MHz (CDD Mode N_{SS}=1)	Test Voltage	120V/60Hz

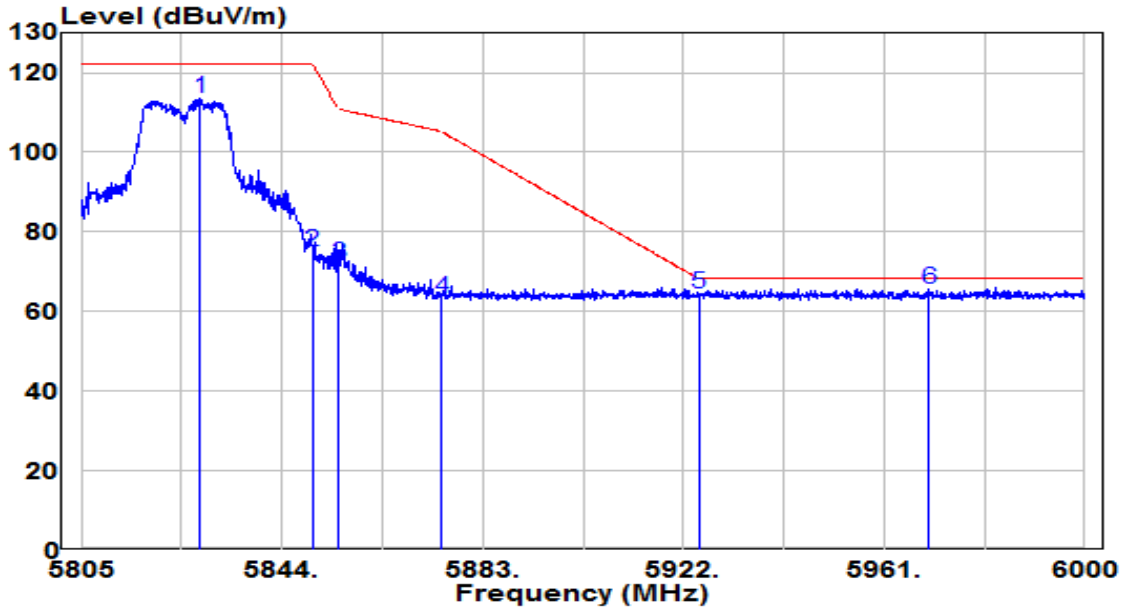

No		Frequency (MHz)	Reading (dBuV)	C.F (dB)	Measurement (dBuV/m)	Margin (dB)	Limit (dBuV/m)	Remark (QP/PK/AV)
1		5828.107	92.35	21.13	113.48	N/A	N/A	Peak
2		5850.000	53.66	21.21	74.87	-47.33	122.20	Peak
3		5855.000	50.64	21.23	71.88	-38.92	110.80	Peak
4		5875.000	42.01	21.31	63.32	-41.88	105.20	Peak
5		5925.000	42.84	21.50	64.34	-3.86	68.20	Peak
6	*	5969.678	44.07	21.67	65.75	-2.45	68.20	Peak

Note:

1. " *", means this data is the worst emission level.
2. C.F (Correction Factor) = Antenna Factor (dB)+ Cable Loss (dB) – Preamplifier(dB).
3. Measurement (dBuV/m) = Reading(dBuV) + C.F (Correction Factor).
4. The emission levels of other frequencies are very lower than the limit and not show in test report.

EUT	AX6600 Tri-Band Wi-Fi 6 Router	Date of Test	2020-04-27
Factor	BBHA 9120D_1-18GHz_2020	Temp. / Humidity	20.4°C /40.5%
Polarity	Vertical	Site / Test Engineer	AC1 / Kevin Ker
Test Mode	Transmit by 802.11a at channel 5825MHz (CDD Mode N_{SS}=1)	Test Voltage	120V/60Hz

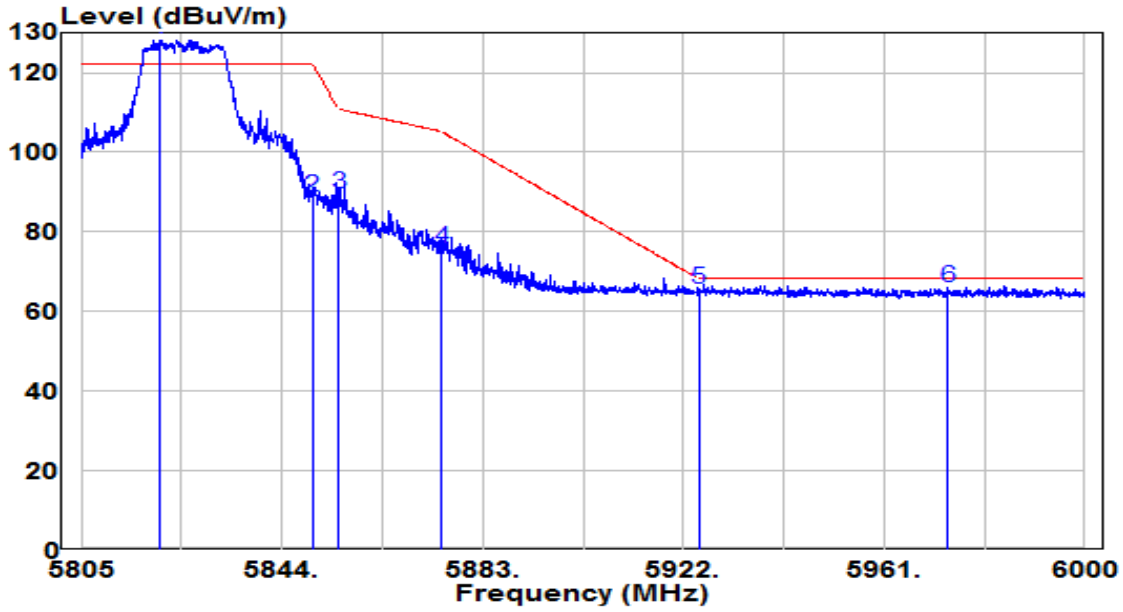

No		Frequency (MHz)	Reading (dBuV)	C.F (dB)	Measurement (dBuV/m)	Margin (dB)	Limit (dBuV/m)	Remark (QP/PK/AV)
1	*	5820.405	107.13	21.10	128.23	N/A	N/A	Peak
2		5850.000	67.62	21.21	88.84	-33.36	122.20	Peak
3		5855.000	68.22	21.23	89.45	-21.35	110.80	Peak
4		5875.000	54.46	21.31	75.77	-29.43	105.20	Peak
5		5925.000	43.94	21.50	65.45	-2.75	68.20	Peak
6		5973.480	44.21	21.69	65.90	-2.30	68.20	Peak

Note:

1. " *", means this data is the worst emission level.
2. C.F (Correction Factor) = Antenna Factor (dB)+ Cable Loss (dB) – Preamplifier(dB).
3. Measurement (dBuV/m) = Reading(dBuV) + C.F (Correction Factor).
4. The emission levels of other frequencies are very lower than the limit and not show in test report.

EUT	AX6600 Tri-Band Wi-Fi 6 Router	Date of Test	2020-04-27
Factor	BBHA 9120D_1-18GHz_2020	Temp. / Humidity	20.4°C /40.5%
Polarity	Horizontal	Site / Test Engineer	AC1 / Kevin Ker
Test Mode	Transmit by 802.11ac-VHT20 at channel 5180MHz (CDD Mode N_{SS}=1)	Test Voltage	120V/60Hz

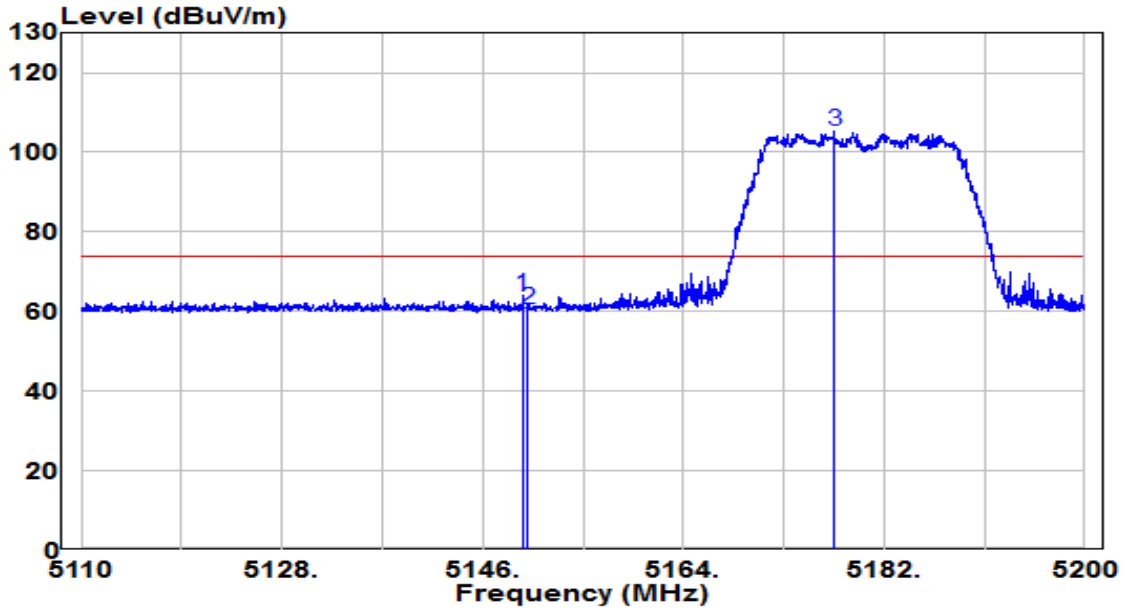

No		Frequency (MHz)	Reading (dBuV)	C.F (dB)	Measurement (dBuV/m)	Margin (dB)	Limit (dBuV/m)	Remark (QP/PK/AV)
1		5149.600	44.25	19.65	63.89	-10.11	74.00	Peak
2		5150.000	40.75	19.65	60.40	-13.60	74.00	Peak
3	*	5177.500	85.52	19.66	105.19	N/A	N/A	Peak

Note:

1. " *", means this data is the worst emission level.
2. C.F (Correction Factor) = Antenna Factor (dB)+ Cable Loss (dB) – Preamplifier(dB).
3. Measurement (dBuV/m) = Reading(dBuV) + C.F (Correction Factor).
4. The emission levels of other frequencies are very lower than the limit and not show in test report.

EUT	AX6600 Tri-Band Wi-Fi 6 Router	Date of Test	2020-04-27
Factor	BBHA 9120D_1-18GHz_2020	Temp. / Humidity	20.4°C /40.5%
Polarity	Horizontal	Site / Test Engineer	AC1 / Kevin Ker
Test Mode	Transmit by 802.11ac-VHT20 at channel 5180MHz (CDD Mode N_{SS}=1)	Test Voltage	120V/60Hz

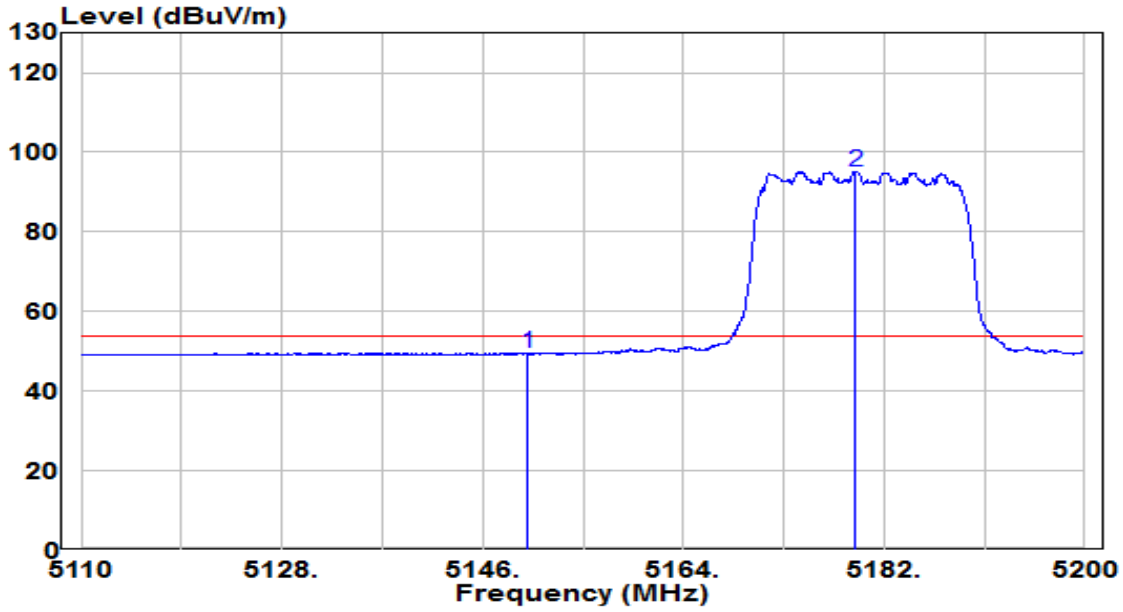

No		Frequency (MHz)	Reading (dBuV)	C.F (dB)	Measurement (dBuV/m)	Margin (dB)	Limit (dBuV/m)	Remark (QP/PK/AV)
1		5150.000	29.76	19.65	49.41	-4.59	54.00	Average
2	*	5179.390	75.52	19.66	95.19	N/A	N/A	Average

Note:

1. " *", means this data is the worst emission level.
2. C.F (Correction Factor) = Antenna Factor (dB)+ Cable Loss (dB) – Preamplifier(dB).
3. Measurement (dBuV/m) = Reading(dBuV) + C.F (Correction Factor).
4. The emission levels of other frequencies are very lower than the limit and not show in test report.

EUT	AX6600 Tri-Band Wi-Fi 6 Router	Date of Test	2020-04-27
Factor	BBHA 9120D_1-18GHz_2020	Temp. / Humidity	20.4°C /40.5%
Polarity	Vertical	Site / Test Engineer	AC1 / Kevin Ker
Test Mode	Transmit by 802.11ac-VHT20 at channel 5180MHz (CDD Mode N_{SS}=1)	Test Voltage	120V/60Hz

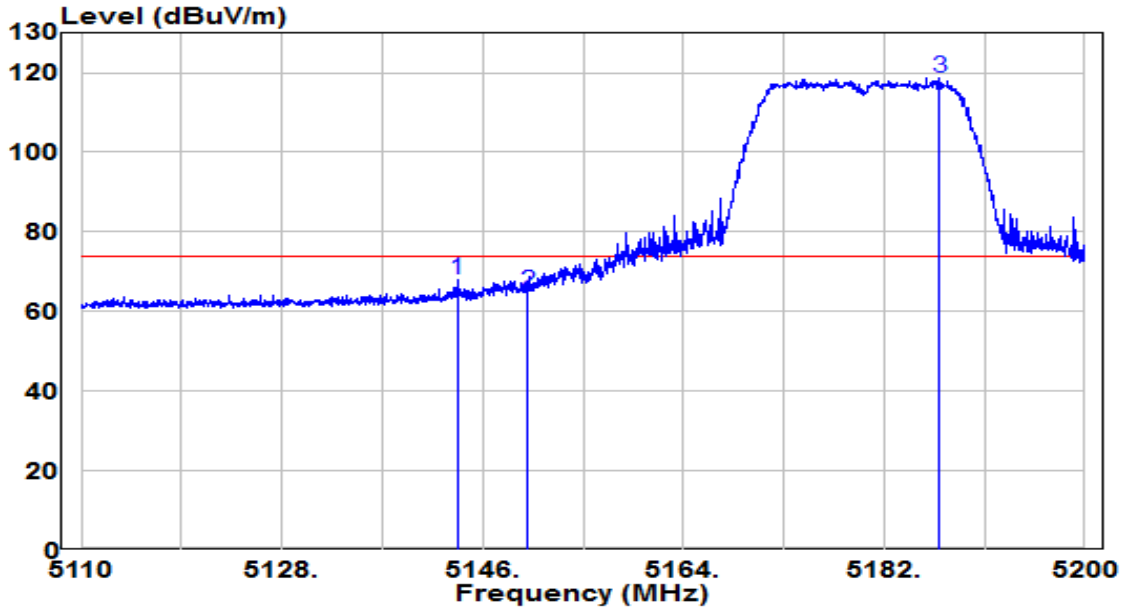

No		Frequency (MHz)	Reading (dBuV)	C.F (dB)	Measurement (dBuV/m)	Margin (dB)	Limit (dBuV/m)	Remark (QP/PK/AV)
1		5143.705	48.31	19.64	67.96	-6.04	74.00	Peak
2		5150.000	45.26	19.65	64.90	-9.10	74.00	Peak
3	*	5186.995	98.90	19.67	118.57	N/A	N/A	Peak

Note:

1. " *", means this data is the worst emission level.
2. C.F (Correction Factor) = Antenna Factor (dB)+ Cable Loss (dB) – Preamplifier(dB).
3. Measurement (dBuV/m) = Reading(dBuV) + C.F (Correction Factor).
4. The emission levels of other frequencies are very lower than the limit and not show in test report.

EUT	AX6600 Tri-Band Wi-Fi 6 Router	Date of Test	2020-04-27
Factor	BBHA 9120D_1-18GHz_2020	Temp. / Humidity	20.4°C /40.5%
Polarity	Vertical	Site / Test Engineer	AC1 / Kevin Ker
Test Mode	Transmit by 802.11ac-VHT20 at channel 5180MHz (CDD Mode N_{SS}=1)	Test Voltage	120V/60Hz

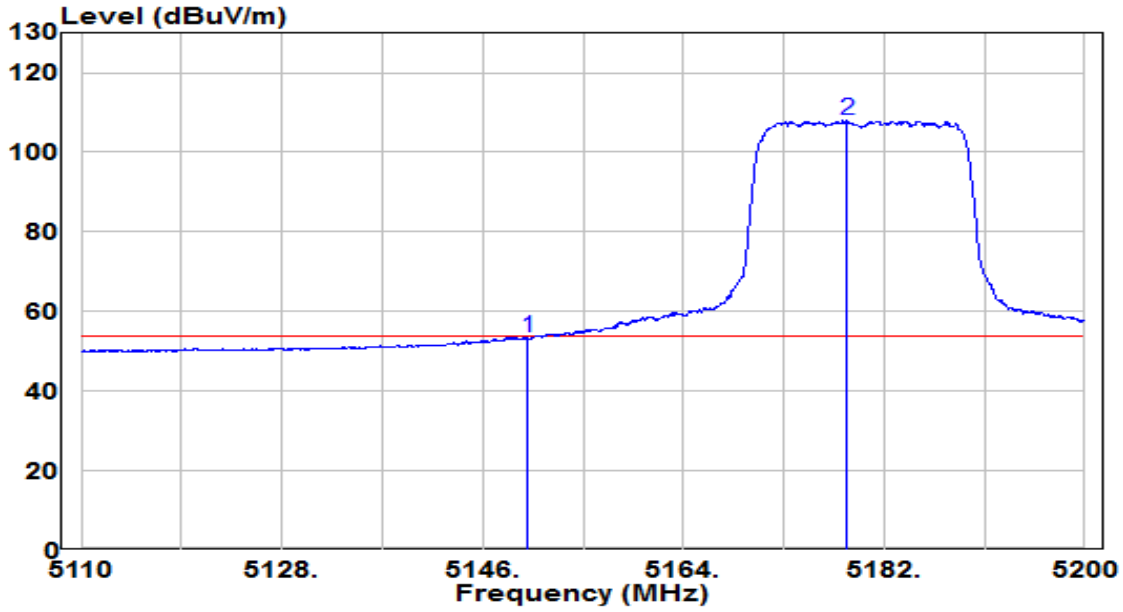

No		Frequency (MHz)	Reading (dBuV)	C.F (dB)	Measurement (dBuV/m)	Margin (dB)	Limit (dBuV/m)	Remark (QP/PK/AV)
1		5150.000	33.64	19.65	53.28	-0.72	54.00	Average
2	*	5178.670	88.22	19.66	107.89	N/A	N/A	Average

Note:

1. " *", means this data is the worst emission level.
2. C.F (Correction Factor) = Antenna Factor (dB)+ Cable Loss (dB) – Preamplifier(dB).
3. Measurement (dBuV/m) = Reading(dBuV) + C.F (Correction Factor).
4. The emission levels of other frequencies are very lower than the limit and not show in test report.

EUT	AX6600 Tri-Band Wi-Fi 6 Router	Date of Test	2020-04-27
Factor	BBHA 9120D_1-18GHz_2020	Temp. / Humidity	20.4°C /40.5%
Polarity	Vertical	Site / Test Engineer	AC1 / Kevin Ker
Test Mode	Transmit by 802.11ac-VHT20 at channel 5220MHz (CDD Mode N_{SS}=1)	Test Voltage	120V/60Hz

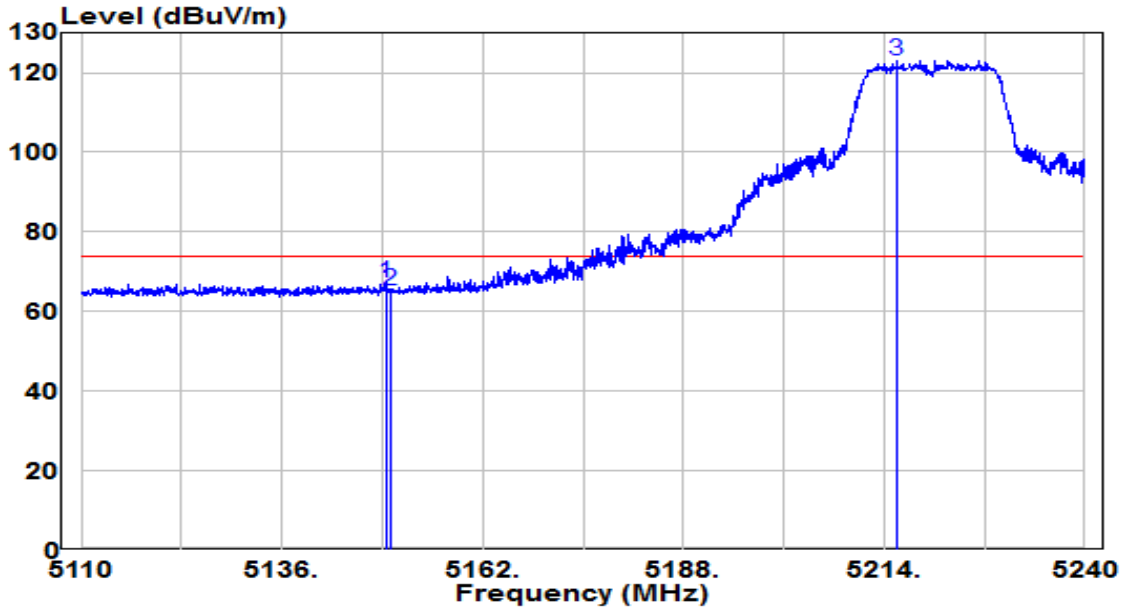

No		Frequency (MHz)	Reading (dBuV)	C.F (dB)	Measurement (dBuV/m)	Margin (dB)	Limit (dBuV/m)	Remark (QP/PK/AV)
1		5149.455	47.39	19.65	67.03	-6.97	74.00	Peak
2		5150.000	45.51	19.65	65.16	-8.84	74.00	Peak
3	*	5215.625	103.16	19.69	122.85	N/A	N/A	Peak

Note:

1. " *", means this data is the worst emission level.
2. C.F (Correction Factor) = Antenna Factor (dB)+ Cable Loss (dB) – Preamplifier(dB).
3. Measurement (dBuV/m) = Reading(dBuV) + C.F (Correction Factor).
4. The emission levels of other frequencies are very lower than the limit and not show in test report.

EUT	AX6600 Tri-Band Wi-Fi 6 Router	Date of Test	2020-04-27
Factor	BBHA 9120D_1-18GHz_2020	Temp. / Humidity	20.4°C /40.5%
Polarity	Vertical	Site / Test Engineer	AC1 / Kevin Ker
Test Mode	Transmit by 802.11ac-VHT20 at channel 5220MHz (CDD Mode N_{SS}=1)	Test Voltage	120V/60Hz

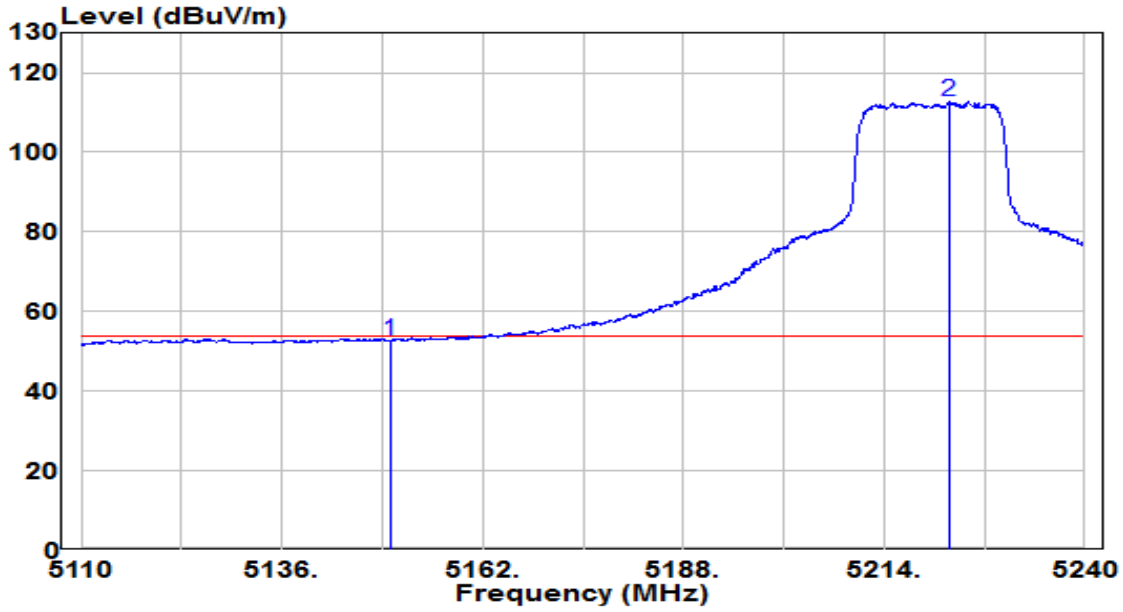

No		Frequency (MHz)	Reading (dBuV)	C.F (dB)	Measurement (dBuV/m)	Margin (dB)	Limit (dBuV/m)	Remark (QP/PK/AV)
1		5150.000	33.10	19.65	52.75	-1.25	54.00	Average
2	*	5222.450	92.92	19.69	112.62	N/A	N/A	Average

Note:

1. " *", means this data is the worst emission level.
2. C.F (Correction Factor) = Antenna Factor (dB)+ Cable Loss (dB) – Preamplifier(dB).
3. Measurement (dBuV/m) = Reading(dBuV) + C.F (Correction Factor).
4. The emission levels of other frequencies are very lower than the limit and not show in test report.

EUT	AX6600 Tri-Band Wi-Fi 6 Router	Date of Test	2020-04-27
Factor	BBHA 9120D_1-18GHz_2020	Temp. / Humidity	20.4°C /40.5%
Polarity	Horizontal	Site / Test Engineer	AC1 / Kevin Ker
Test Mode	Transmit by 802.11ac-VHT20 at channel 5500MHz (CDD Mode N_{SS}=1)	Test Voltage	120V/60Hz

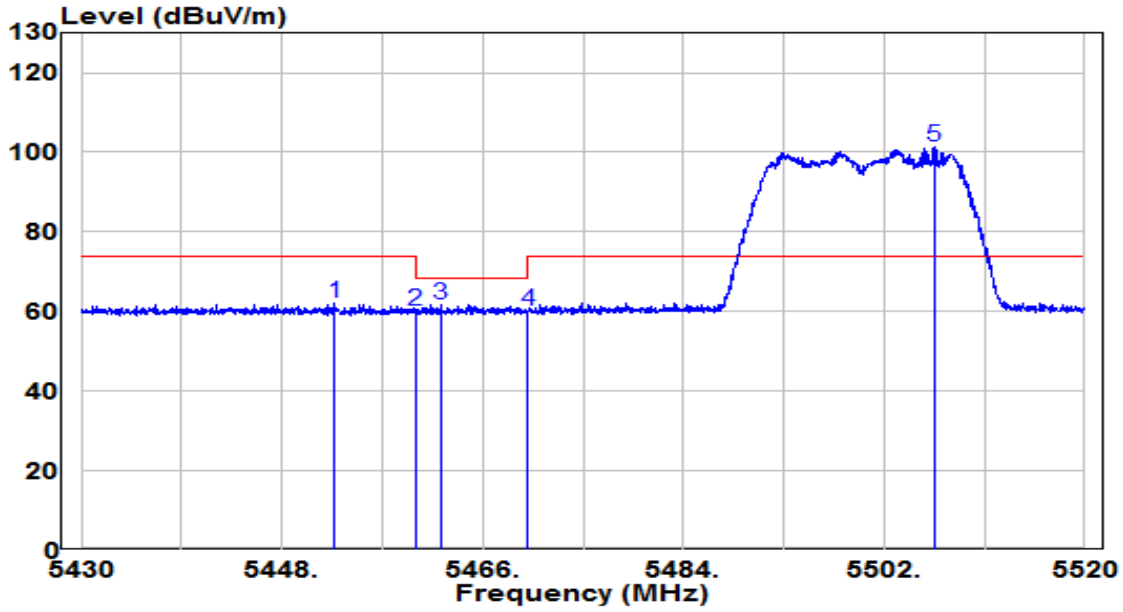

No		Frequency (MHz)	Reading (dBuV)	C.F (dB)	Measurement (dBuV/m)	Margin (dB)	Limit (dBuV/m)	Remark (QP/PK/AV)
1		5452.725	42.22	19.84	62.06	-11.94	74.00	Peak
2		5460.000	40.34	19.84	60.19	-8.01	68.20	Peak
3		5462.220	41.85	19.85	61.70	-6.50	68.20	Peak
4		5470.000	40.17	19.85	60.02	-8.18	68.20	Peak
5	*	5506.455	81.50	19.90	101.40	N/A	N/A	Peak

Note:

1. " *", means this data is the worst emission level.
2. C.F (Correction Factor) = Antenna Factor (dB)+ Cable Loss (dB) – Preamplifier(dB).
3. Measurement (dBuV/m) = Reading(dBuV) + C.F (Correction Factor).
4. The emission levels of other frequencies are very lower than the limit and not show in test report.

EUT	AX6600 Tri-Band Wi-Fi 6 Router	Date of Test	2020-04-27
Factor	BBHA 9120D_1-18GHz_2020	Temp. / Humidity	20.4°C /40.5%
Polarity	Horizontal	Site / Test Engineer	AC1 / Kevin Ker
Test Mode	Transmit by 802.11ac-VHT20 at channel 5500MHz (CDD Mode N_{SS}=1)	Test Voltage	120V/60Hz

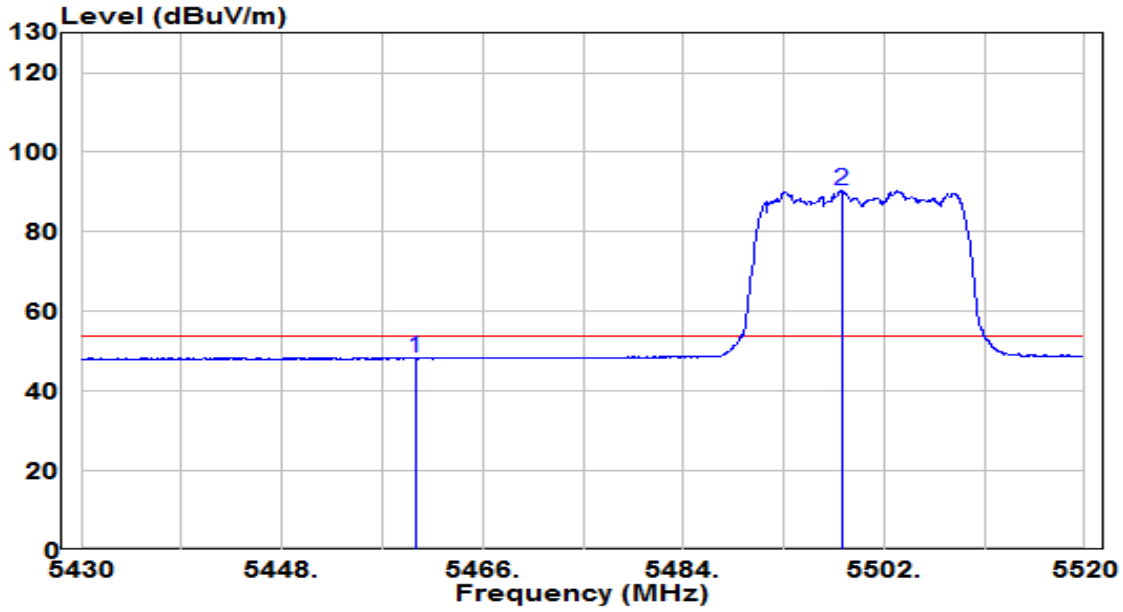

No		Frequency (MHz)	Reading (dBuV)	C.F (dB)	Measurement (dBuV/m)	Margin (dB)	Limit (dBuV/m)	Remark (QP/PK/AV)
1		5460.000	28.39	19.84	48.24	-5.76	54.00	Average
2	*	5498.175	70.64	19.88	90.52	N/A	N/A	Average

Note:

1. " *", means this data is the worst emission level.
2. C.F (Correction Factor) = Antenna Factor (dB)+ Cable Loss (dB) – Preamplifier(dB).
3. Measurement (dBuV/m) = Reading(dBuV) + C.F (Correction Factor).
4. The emission levels of other frequencies are very lower than the limit and not show in test report.

EUT	AX6600 Tri-Band Wi-Fi 6 Router	Date of Test	2020-04-27
Factor	BBHA 9120D_1-18GHz_2020	Temp. / Humidity	20.4°C /40.5%
Polarity	Vertical	Site / Test Engineer	AC1 / Kevin Ker
Test Mode	Transmit by 802.11ac-VHT20 at channel 5500MHz (CDD Mode N_{SS}=1)	Test Voltage	120V/60Hz

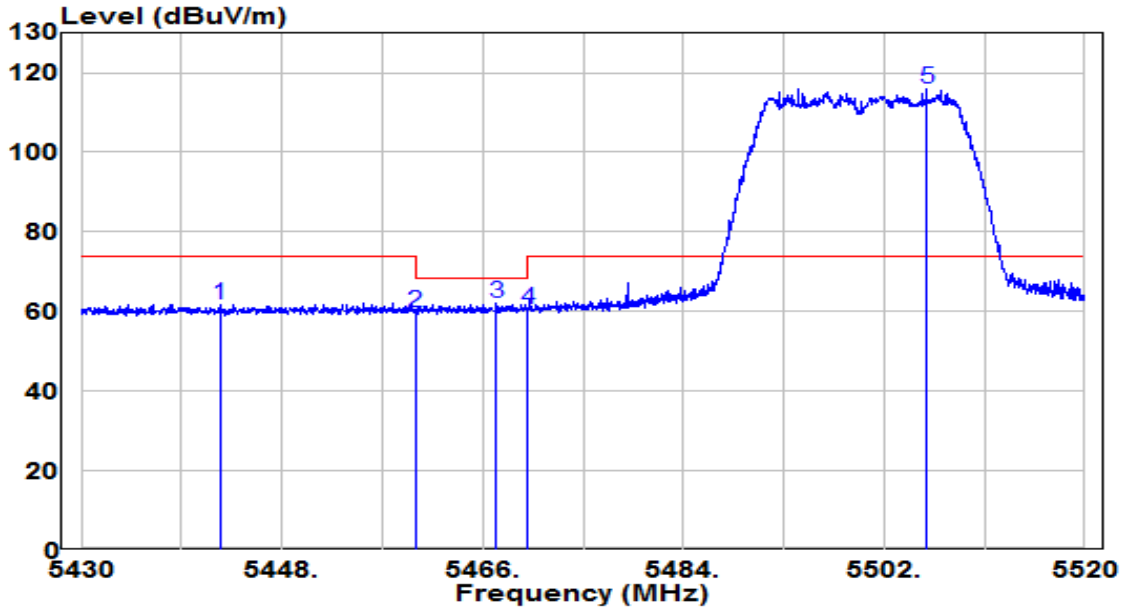

No		Frequency (MHz)	Reading (dBuV)	C.F (dB)	Measurement (dBuV/m)	Margin (dB)	Limit (dBuV/m)	Remark (QP/PK/AV)
1		5442.420	42.03	19.83	61.86	-12.14	74.00	Peak
2		5460.000	39.99	19.84	59.84	-8.36	68.20	Peak
3		5467.260	42.12	19.85	61.97	-6.23	68.20	Peak
4		5470.000	40.78	19.85	60.64	-7.56	68.20	Peak
5	*	5505.825	96.06	19.89	115.95	N/A	N/A	Peak

Note:

1. " *", means this data is the worst emission level.
2. C.F (Correction Factor) = Antenna Factor (dB)+ Cable Loss (dB) – Preamplifier(dB).
3. Measurement (dBuV/m) = Reading(dBuV) + C.F (Correction Factor).
4. The emission levels of other frequencies are very lower than the limit and not show in test report.

EUT	AX6600 Tri-Band Wi-Fi 6 Router	Date of Test	2020-04-27
Factor	BBHA 9120D_1-18GHz_2020	Temp. / Humidity	20.4°C /40.5%
Polarity	Vertical	Site / Test Engineer	AC1 / Kevin Ker
Test Mode	Transmit by 802.11ac-VHT20 at channel 5500MHz (CDD Mode N_{SS}=1)	Test Voltage	120V/60Hz

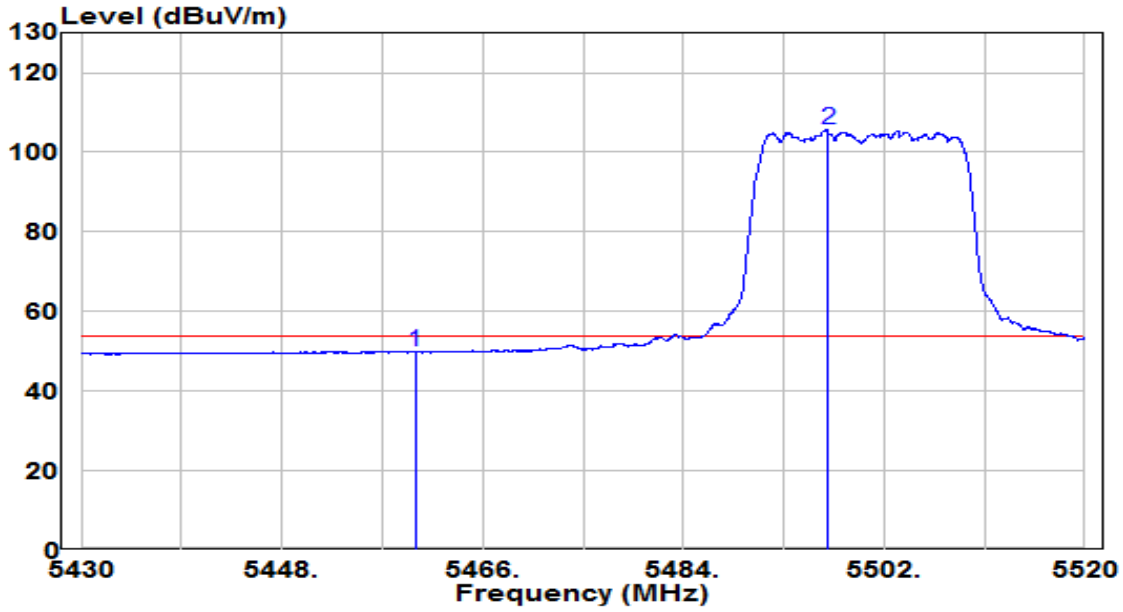

No		Frequency (MHz)	Reading (dBuV)	C.F (dB)	Measurement (dBuV/m)	Margin (dB)	Limit (dBuV/m)	Remark (QP/PK/AV)
1		5460.000	29.94	19.84	49.78	-4.22	54.00	Average
2	*	5496.960	85.70	19.88	105.58	N/A	N/A	Average

Note:

1. " *", means this data is the worst emission level.
2. C.F (Correction Factor) = Antenna Factor (dB)+ Cable Loss (dB) – Preamplifier(dB).
3. Measurement (dBuV/m) = Reading(dBuV) + C.F (Correction Factor).
4. The emission levels of other frequencies are very lower than the limit and not show in test report.

EUT	AX6600 Tri-Band Wi-Fi 6 Router	Date of Test	2020-04-27
Factor	BBHA 9120D_1-18GHz_2020	Temp. / Humidity	20.4°C /40.5%
Polarity	Horizontal	Site / Test Engineer	AC1 / Kevin Ker
Test Mode	Transmit by 802.11ac-VHT20 at channel 5700MHz (CDD Mode N_{SS}=1)	Test Voltage	120V/60Hz

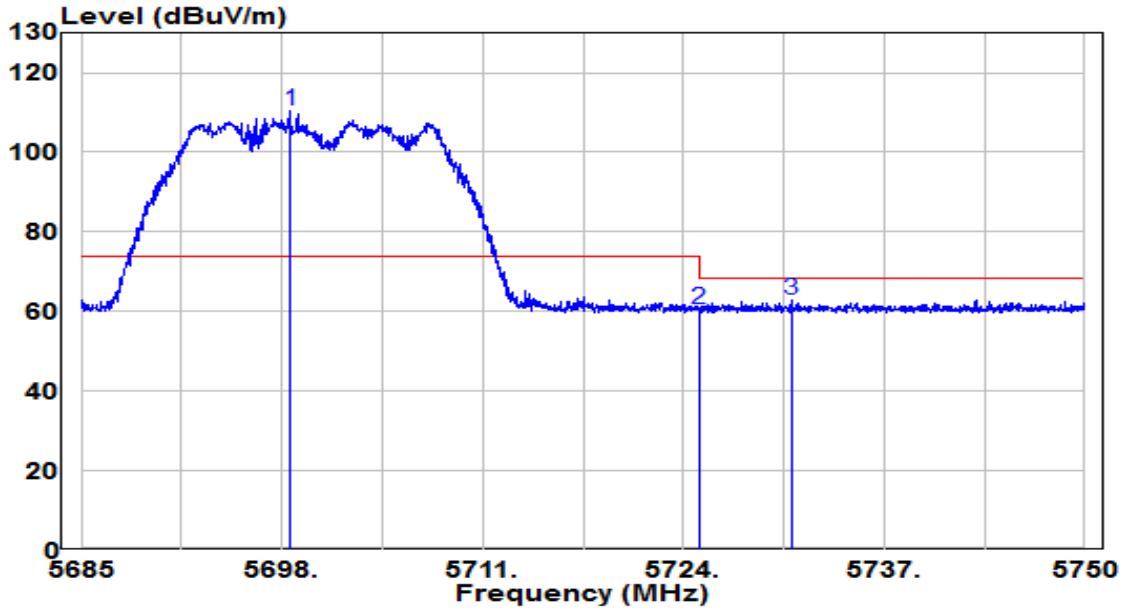

No		Frequency (MHz)	Reading (dBuV)	C.F (dB)	Measurement (dBuV/m)	Margin (dB)	Limit (dBuV/m)	Remark (QP/PK/AV)
1	*	5698.520	89.69	20.63	110.32	N/A	N/A	Peak
2		5725.000	39.96	20.73	60.70	-7.50	68.20	Peak
3		5731.020	42.18	20.76	62.93	-5.27	68.20	Peak

Note:

1. " *", means this data is the worst emission level.
2. C.F (Correction Factor) = Antenna Factor (dB)+ Cable Loss (dB) – Preamplifier(dB).
3. Measurement (dBuV/m) = Reading(dBuV) + C.F (Correction Factor).
4. The emission levels of other frequencies are very lower than the limit and not show in test report.

EUT	AX6600 Tri-Band Wi-Fi 6 Router	Date of Test	2020-04-27
Factor	BBHA 9120D_1-18GHz_2020	Temp. / Humidity	20.4°C /40.5%
Polarity	Vertical	Site / Test Engineer	AC1 / Kevin Ker
Test Mode	Transmit by 802.11ac-VHT20 at channel 5700MHz (CDD Mode N_{SS}=1)	Test Voltage	120V/60Hz

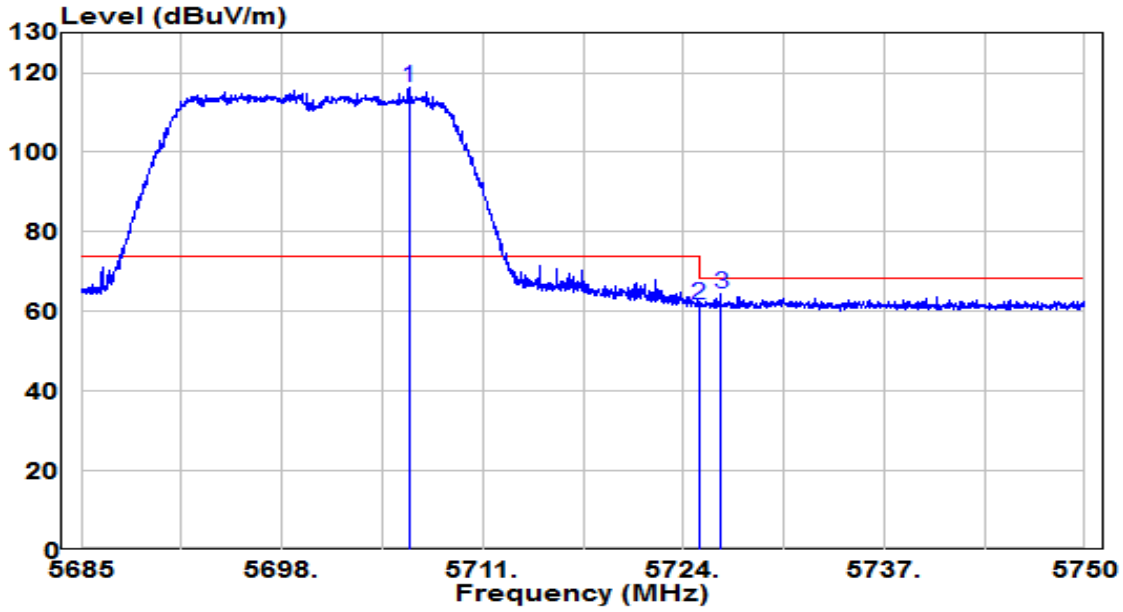

No		Frequency (MHz)	Reading (dBuV)	C.F (dB)	Measurement (dBuV/m)	Margin (dB)	Limit (dBuV/m)	Remark (QP/PK/AV)
1	*	5706.223	95.75	20.66	116.41	N/A	N/A	Peak
2		5725.000	41.12	20.73	61.85	-6.35	68.20	Peak
3		5726.405	43.79	20.74	64.53	-3.67	68.20	Peak

Note:

1. " *", means this data is the worst emission level.
2. C.F (Correction Factor) = Antenna Factor (dB)+ Cable Loss (dB) – Preamplifier(dB).
3. Measurement (dBuV/m) = Reading(dBuV) + C.F (Correction Factor).
4. The emission levels of other frequencies are very lower than the limit and not show in test report.

EUT	AX6600 Tri-Band Wi-Fi 6 Router	Date of Test	2020-04-27
Factor	BBHA 9120D_1-18GHz_2020	Temp. / Humidity	20.4°C /40.5%
Polarity	Horizontal	Site / Test Engineer	AC1 / Kevin Ker
Test Mode	Transmit by 802.11ac-VHT20 at channel 5745MHz (CDD Mode N_{SS}=1)	Test Voltage	120V/60Hz

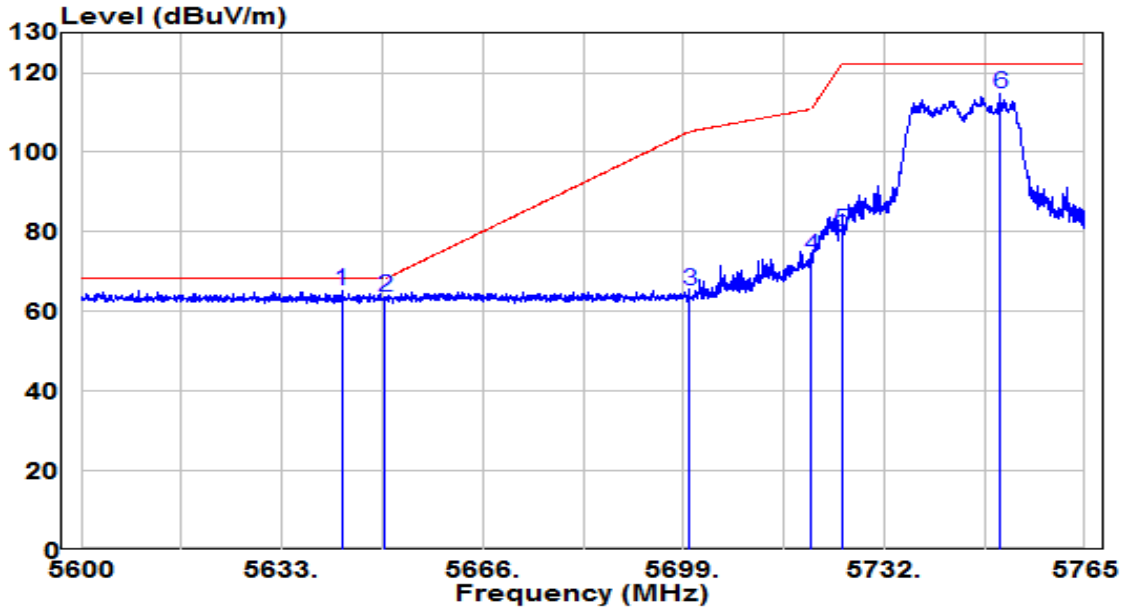

No		Frequency (MHz)	Reading (dBuV)	C.F (dB)	Measurement (dBuV/m)	Margin (dB)	Limit (dBuV/m)	Remark (QP/PK/AV)
1	*	5642.900	44.70	20.42	65.12	-3.08	68.20	Peak
2		5650.000	43.06	20.45	63.50	-4.70	68.20	Peak
3		5700.000	44.76	20.64	65.40	-39.80	105.20	Peak
4		5720.000	53.12	20.71	73.83	-36.97	110.80	Peak
5		5725.000	59.48	20.73	80.21	-41.99	122.20	Peak
6		5751.058	93.81	20.83	114.64	N/A	N/A	Peak

Note:

1. " *", means this data is the worst emission level.
2. C.F (Correction Factor) = Antenna Factor (dB)+ Cable Loss (dB) – Preamplifier(dB).
3. Measurement (dBuV/m) = Reading(dBuV) + C.F (Correction Factor).
4. The emission levels of other frequencies are very lower than the limit and not show in test report.

EUT	AX6600 Tri-Band Wi-Fi 6 Router	Date of Test	2020-04-27
Factor	BBHA 9120D_1-18GHz_2020	Temp. / Humidity	20.4°C /40.5%
Polarity	Vertical	Site / Test Engineer	AC1 / Kevin Ker
Test Mode	Transmit by 802.11ac-VHT20 at channel 5745MHz (CDD Mode N_{SS}=1)	Test Voltage	120V/60Hz

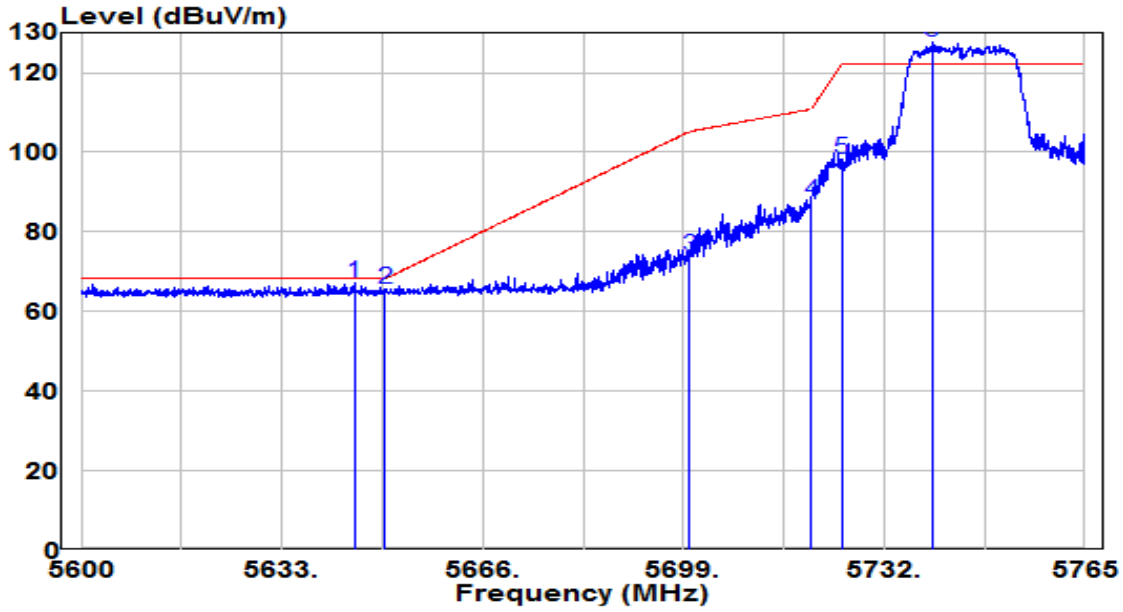

No		Frequency (MHz)	Reading (dBuV)	C.F (dB)	Measurement (dBuV/m)	Margin (dB)	Limit (dBuV/m)	Remark (QP/PK/AV)
1		5644.880	46.80	20.43	67.22	-0.98	68.20	Peak
2		5650.000	45.22	20.45	65.66	-2.54	68.20	Peak
3		5700.000	53.09	20.64	73.73	-31.47	105.20	Peak
4		5720.000	66.83	20.71	87.54	-23.26	110.80	Peak
5		5725.000	77.44	20.73	98.18	-24.02	122.20	Peak
6	*	5739.837	106.68	20.79	127.47	N/A	N/A	Peak

Note:

1. " *", means this data is the worst emission level.
2. C.F (Correction Factor) = Antenna Factor (dB)+ Cable Loss (dB) – Preamplifier(dB).
3. Measurement (dBuV/m) = Reading(dBuV) + C.F (Correction Factor).
4. The emission levels of other frequencies are very lower than the limit and not show in test report.

EUT	AX6600 Tri-Band Wi-Fi 6 Router	Date of Test	2020-04-27
Factor	BBHA 9120D_1-18GHz_2020	Temp. / Humidity	20.4°C /40.5%
Polarity	Horizontal	Site / Test Engineer	AC1 / Kevin Ker
Test Mode	Transmit by 802.11ac-VHT20 at channel 5825MHz (CDD Mode N_{SS}=1)	Test Voltage	120V/60Hz

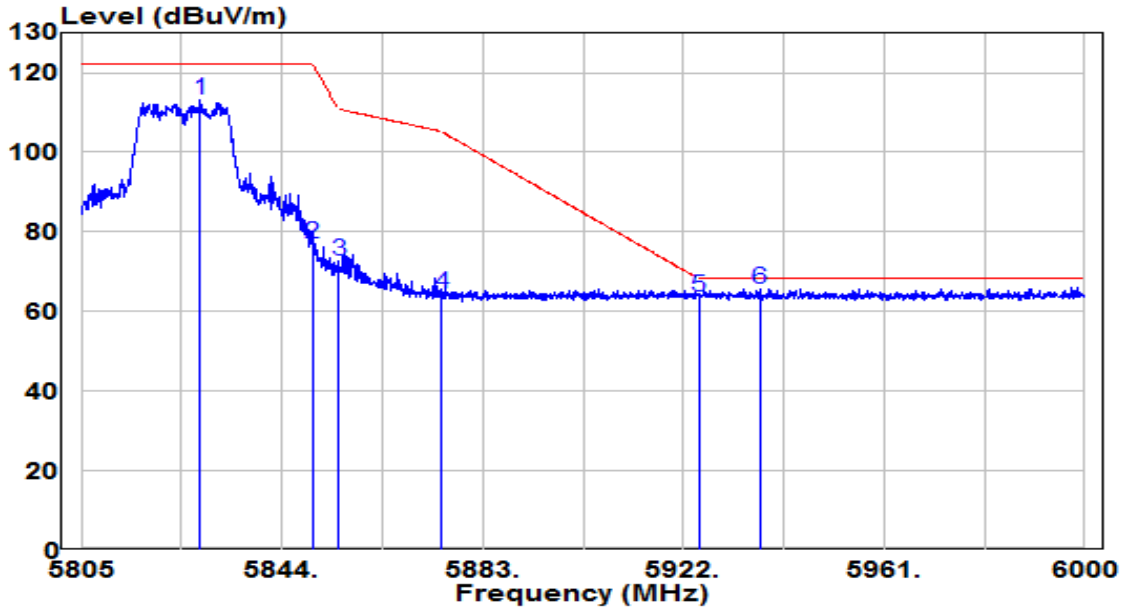

No		Frequency (MHz)	Reading (dBuV)	C.F (dB)	Measurement (dBuV/m)	Margin (dB)	Limit (dBuV/m)	Remark (QP/PK/AV)
1		5828.205	91.99	21.13	113.12	N/A	N/A	Peak
2		5850.000	55.62	21.21	76.83	-45.37	122.20	Peak
3		5855.000	51.39	21.23	72.63	-38.17	110.80	Peak
4		5875.000	42.93	21.31	64.24	-40.96	105.20	Peak
5		5925.000	42.23	21.50	63.73	-4.47	68.20	Peak
6	*	5936.820	44.18	21.55	65.73	-2.47	68.20	Peak

Note:

1. " *", means this data is the worst emission level.
2. C.F (Correction Factor) = Antenna Factor (dB)+ Cable Loss (dB) – Preamplifier(dB).
3. Measurement (dBuV/m) = Reading(dBuV) + C.F (Correction Factor).
4. The emission levels of other frequencies are very lower than the limit and not show in test report.

EUT	AX6600 Tri-Band Wi-Fi 6 Router	Date of Test	2020-04-27
Factor	BBHA 9120D_1-18GHz_2020	Temp. / Humidity	20.4°C /40.5%
Polarity	Vertical	Site / Test Engineer	AC1 / Kevin Ker
Test Mode	Transmit by 802.11ac-VHT20 at channel 5825MHz (CDD Mode N_{SS}=1)	Test Voltage	120V/60Hz

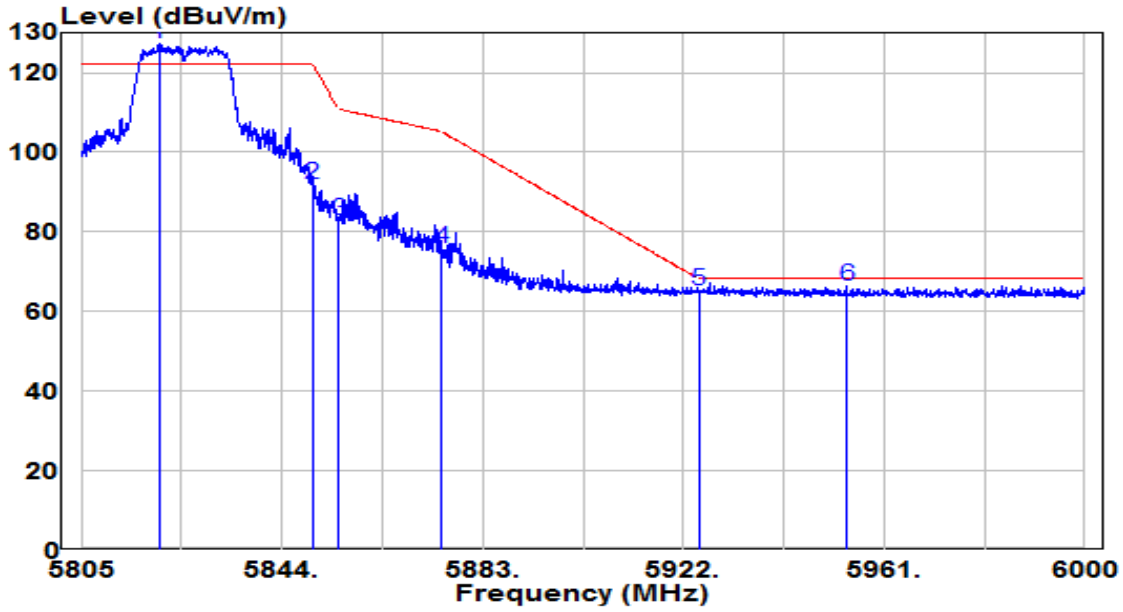

No		Frequency (MHz)	Reading (dBuV)	C.F (dB)	Measurement (dBuV/m)	Margin (dB)	Limit (dBuV/m)	Remark (QP/PK/AV)
1	*	5820.112	106.02	21.10	127.11	N/A	N/A	Peak
2		5850.000	70.79	21.21	92.00	-30.20	122.20	Peak
3		5855.000	61.56	21.23	82.79	-28.01	110.80	Peak
4		5875.000	54.32	21.31	75.63	-29.57	105.20	Peak
5		5925.000	43.89	21.50	65.40	-2.80	68.20	Peak
6		5953.688	44.69	21.61	66.30	-1.90	68.20	Peak

Note:

1. " *", means this data is the worst emission level.
2. C.F (Correction Factor) = Antenna Factor (dB)+ Cable Loss (dB) – Preamplifier(dB).
3. Measurement (dBuV/m) = Reading(dBuV) + C.F (Correction Factor).
4. The emission levels of other frequencies are very lower than the limit and not show in test report.

EUT	AX6600 Tri-Band Wi-Fi 6 Router	Date of Test	2020-04-27
Factor	BBHA 9120D_1-18GHz_2020	Temp. / Humidity	20.4°C /40.5%
Polarity	Horizontal	Site / Test Engineer	AC1 / Kevin Ker
Test Mode	Transmit by 802.11ac-VHT40 at channel 5190MHz (CDD Mode N_{SS}=1)	Test Voltage	120V/60Hz

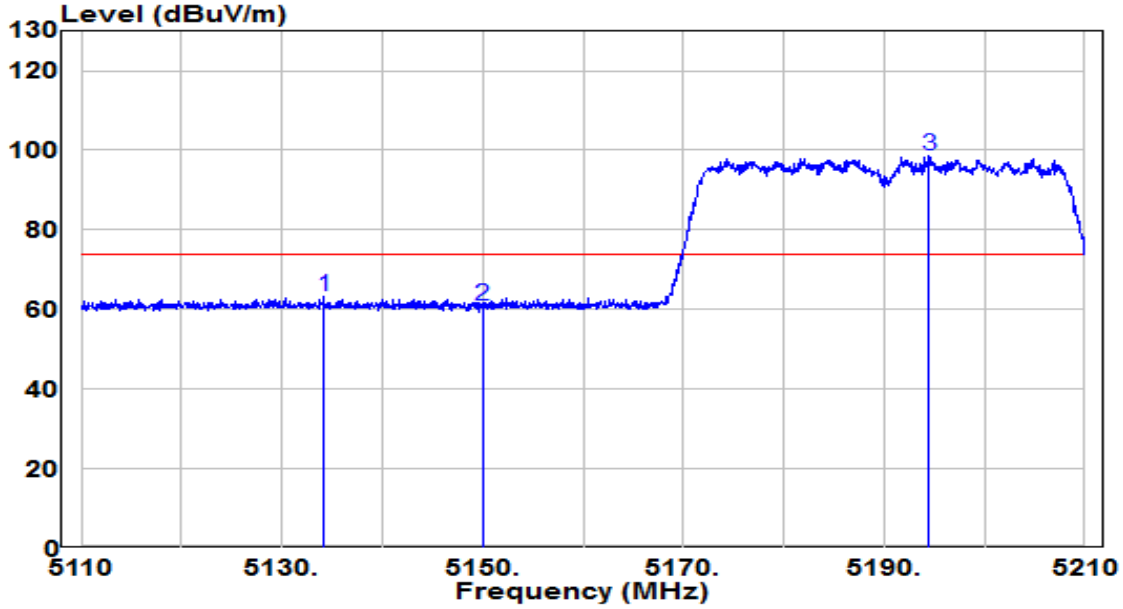

No		Frequency (MHz)	Reading (dBuV)	C.F (dB)	Measurement (dBuV/m)	Margin (dB)	Limit (dBuV/m)	Remark (QP/PK/AV)
1		5134.150	43.58	19.64	63.21	-10.79	74.00	Peak
2		5150.000	41.14	19.65	60.79	-13.21	74.00	Peak
3	*	5194.500	79.08	19.67	98.75	N/A	N/A	Peak

Note:

1. " *", means this data is the worst emission level.
2. C.F (Correction Factor) = Antenna Factor (dB)+ Cable Loss (dB) – Preamplifier(dB).
3. Measurement (dBuV/m) = Reading(dBuV) + C.F (Correction Factor).
4. The emission levels of other frequencies are very lower than the limit and not show in test report.

EUT	AX6600 Tri-Band Wi-Fi 6 Router	Date of Test	2020-04-27
Factor	BBHA 9120D_1-18GHz_2020	Temp. / Humidity	20.4°C /40.5%
Polarity	Horizontal	Site / Test Engineer	AC1 / Kevin Ker
Test Mode	Transmit by 802.11ac-VHT40 at channel 5190MHz (CDD Mode N_{SS}=1)	Test Voltage	120V/60Hz

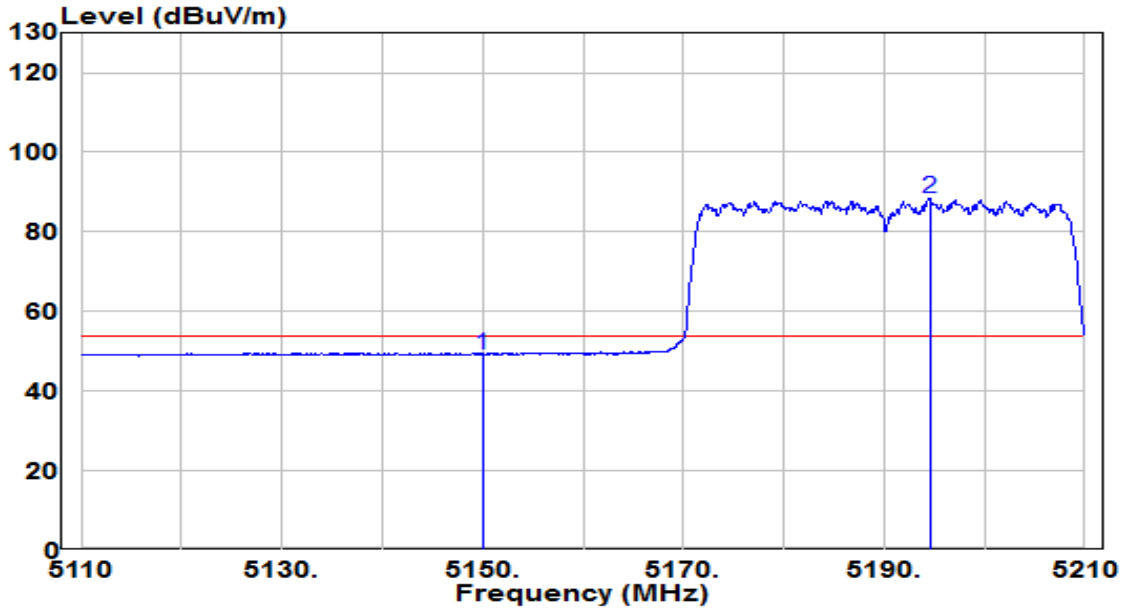

No		Frequency (MHz)	Reading (dBuV)	C.F (dB)	Measurement (dBuV/m)	Margin (dB)	Limit (dBuV/m)	Remark (QP/PK/AV)
1		5150.000	29.64	19.65	49.29	-4.71	54.00	Average
2	*	5194.550	68.62	19.67	88.29	N/A	N/A	Average

Note:

1. " *", means this data is the worst emission level.
2. C.F (Correction Factor) = Antenna Factor (dB)+ Cable Loss (dB) – Preamplifier(dB).
3. Measurement (dBuV/m) = Reading(dBuV) + C.F (Correction Factor).
4. The emission levels of other frequencies are very lower than the limit and not show in test report.

EUT	AX6600 Tri-Band Wi-Fi 6 Router	Date of Test	2020-04-27
Factor	BBHA 9120D_1-18GHz_2020	Temp. / Humidity	20.4°C /40.5%
Polarity	Vertical	Site / Test Engineer	AC1 / Kevin Ker
Test Mode	Transmit by 802.11ac-VHT40 at channel 5190MHz (CDD Mode N_{SS}=1)	Test Voltage	120V/60Hz

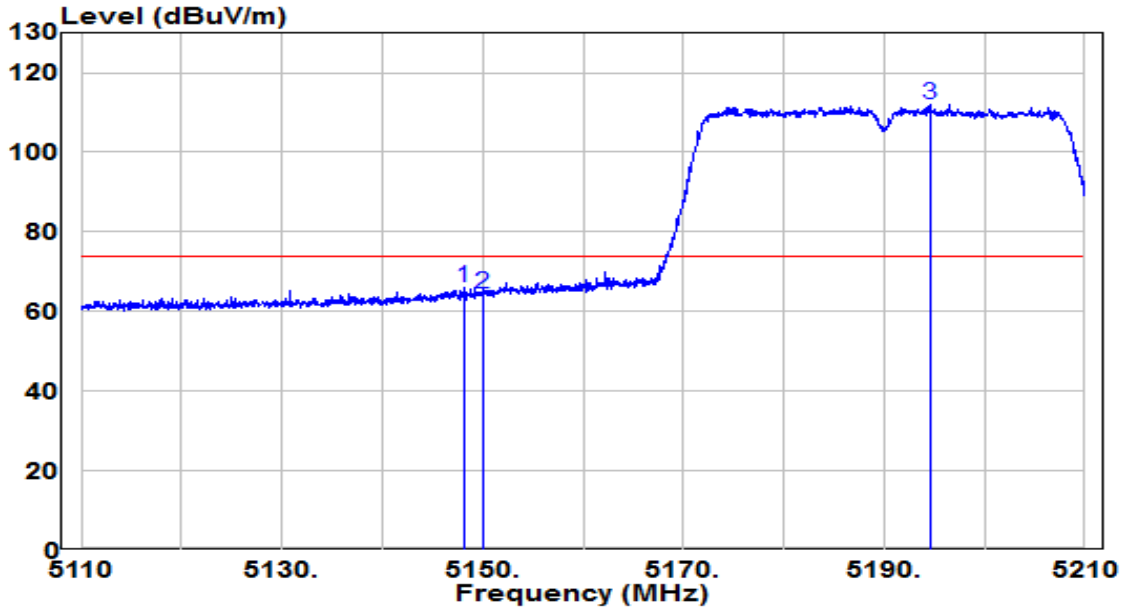

No		Frequency (MHz)	Reading (dBuV)	C.F (dB)	Measurement (dBuV/m)	Margin (dB)	Limit (dBuV/m)	Remark (QP/PK/AV)
1		5148.100	46.43	19.65	66.08	-7.92	74.00	Peak
2		5150.000	44.59	19.65	64.24	-9.76	74.00	Peak
3	*	5194.550	92.23	19.67	111.90	N/A	N/A	Peak

Note:

1. " *", means this data is the worst emission level.
2. C.F (Correction Factor) = Antenna Factor (dB)+ Cable Loss (dB) – Preamplifier(dB).
3. Measurement (dBuV/m) = Reading(dBuV) + C.F (Correction Factor).
4. The emission levels of other frequencies are very lower than the limit and not show in test report.

EUT	AX6600 Tri-Band Wi-Fi 6 Router	Date of Test	2020-04-27
Factor	BBHA 9120D_1-18GHz_2020	Temp. / Humidity	20.4°C /40.5%
Polarity	Vertical	Site / Test Engineer	AC1 / Kevin Ker
Test Mode	Transmit by 802.11ac-VHT40 at channel 5190MHz (CDD Mode N_{SS}=1)	Test Voltage	120V/60Hz

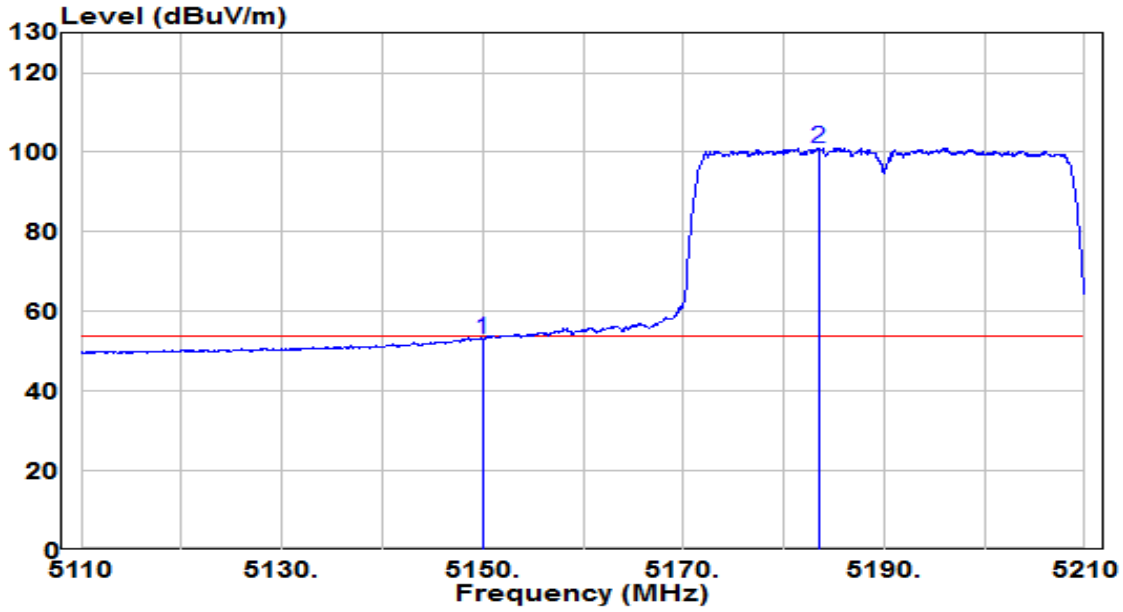

No		Frequency (MHz)	Reading (dBuV)	C.F (dB)	Measurement (dBuV/m)	Margin (dB)	Limit (dBuV/m)	Remark (QP/PK/AV)
1		5150.000	33.54	19.65	53.18	-0.82	54.00	Average
2	*	5183.450	81.44	19.67	101.11	N/A	N/A	Average

Note:

1. " *", means this data is the worst emission level.
2. C.F (Correction Factor) = Antenna Factor (dB)+ Cable Loss (dB) – Preamplifier(dB).
3. Measurement (dBuV/m) = Reading(dBuV) + C.F (Correction Factor).
4. The emission levels of other frequencies are very lower than the limit and not show in test report.

EUT	AX6600 Tri-Band Wi-Fi 6 Router	Date of Test	2020-04-27
Factor	BBHA 9120D_1-18GHz_2020	Temp. / Humidity	20.4°C /40.5%
Polarity	Vertical	Site / Test Engineer	AC1 / Kevin Ker
Test Mode	Transmit by 802.11ac-VHT40 at channel 5230MHz (CDD Mode N_{SS}=1)	Test Voltage	120V/60Hz

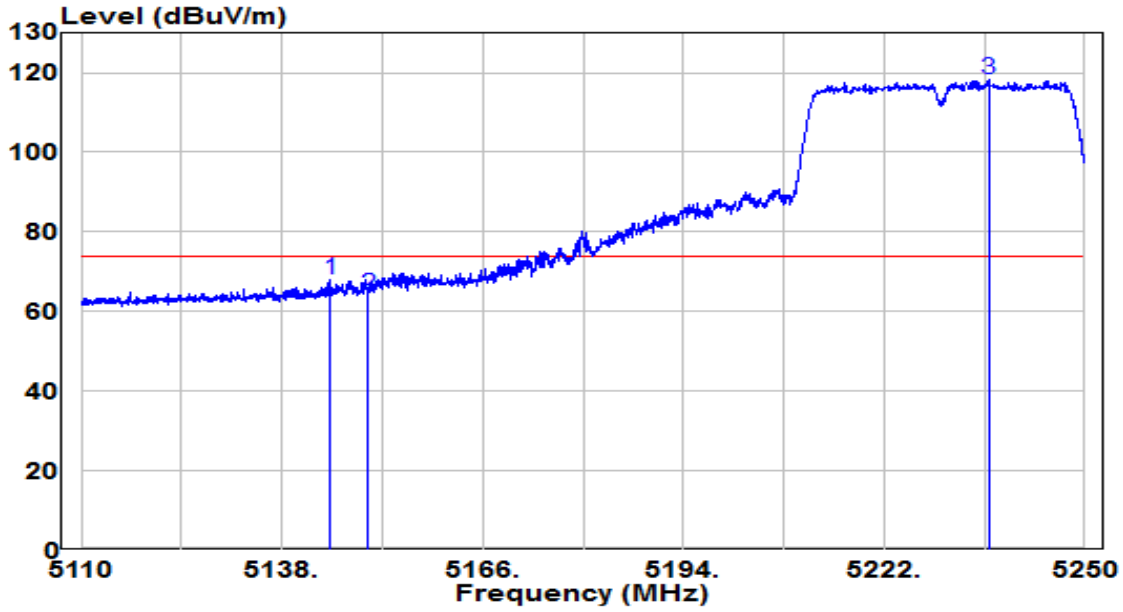

No		Frequency (MHz)	Reading (dBuV)	C.F (dB)	Measurement (dBuV/m)	Margin (dB)	Limit (dBuV/m)	Remark (QP/PK/AV)
1		5144.790	48.25	19.64	67.89	-6.11	74.00	Peak
2		5150.000	44.39	19.65	64.03	-9.97	74.00	Peak
3	*	5236.630	98.46	19.70	118.16	N/A	N/A	Peak

Note:

1. " *", means this data is the worst emission level.
2. C.F (Correction Factor) = Antenna Factor (dB)+ Cable Loss (dB) – Preamplifier(dB).
3. Measurement (dBuV/m) = Reading(dBuV) + C.F (Correction Factor).
4. The emission levels of other frequencies are very lower than the limit and not show in test report.

EUT	AX6600 Tri-Band Wi-Fi 6 Router	Date of Test	2020-04-27
Factor	BBHA 9120D_1-18GHz_2020	Temp. / Humidity	20.4°C /40.5%
Polarity	Vertical	Site / Test Engineer	AC1 / Kevin Ker
Test Mode	Transmit by 802.11ac-VHT40 at channel 5230MHz (CDD Mode N_{SS}=1)	Test Voltage	120V/60Hz

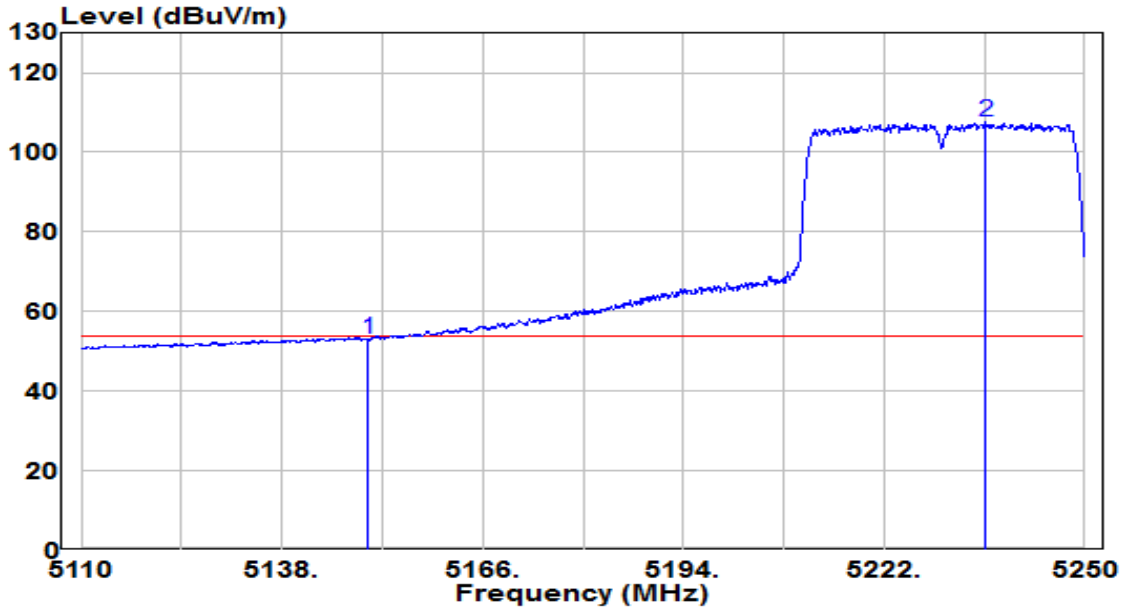

No		Frequency (MHz)	Reading (dBuV)	C.F (dB)	Measurement (dBuV/m)	Margin (dB)	Limit (dBuV/m)	Remark (QP/PK/AV)
1		5150.000	33.39	19.65	53.04	-0.96	54.00	Average
2	*	5236.140	87.88	19.70	107.58	N/A	N/A	Average

Note:

1. " *", means this data is the worst emission level.
2. C.F (Correction Factor) = Antenna Factor (dB)+ Cable Loss (dB) – Preamplifier(dB).
3. Measurement (dBuV/m) = Reading(dBuV) + C.F (Correction Factor).
4. The emission levels of other frequencies are very lower than the limit and not show in test report.

EUT	AX6600 Tri-Band Wi-Fi 6 Router	Date of Test	2020-04-27
Factor	BBHA 9120D_1-18GHz_2020	Temp. / Humidity	20.4°C /40.5%
Polarity	Horizontal	Site / Test Engineer	AC1 / Kevin Ker
Test Mode	Transmit by 802.11ac-VHT40 at channel 5510MHz (CDD Mode N_{SS}=1)	Test Voltage	120V/60Hz

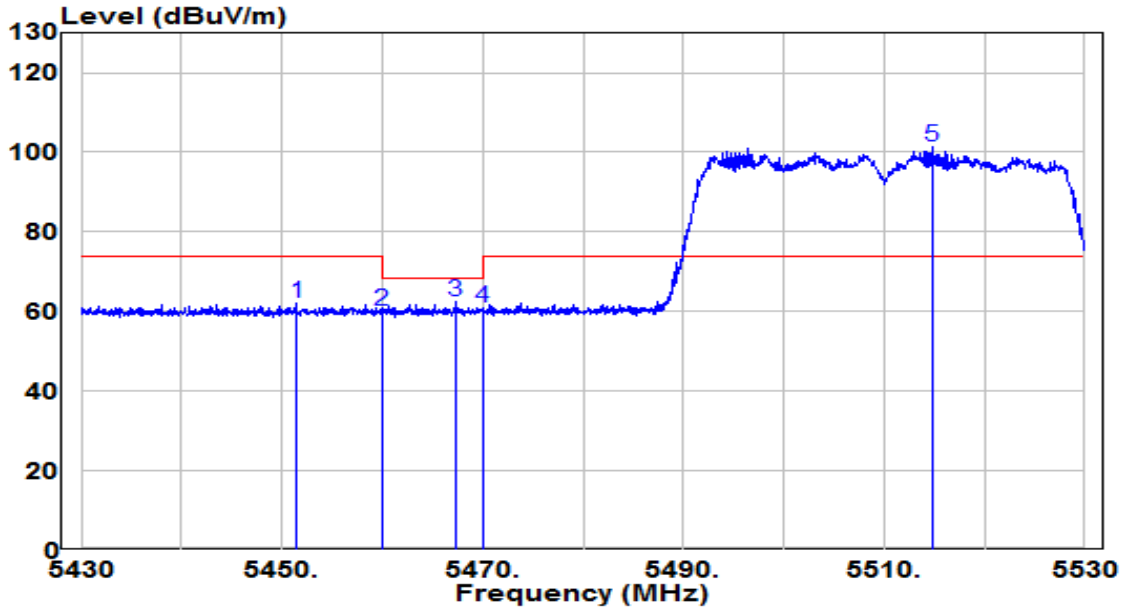

No		Frequency (MHz)	Reading (dBuV)	C.F (dB)	Measurement (dBuV/m)	Margin (dB)	Limit (dBuV/m)	Remark (QP/PK/AV)
1		5451.450	42.19	19.84	62.02	-11.98	74.00	Peak
2		5460.000	40.15	19.84	60.00	-8.20	68.20	Peak
3		5467.250	42.46	19.85	62.31	-5.89	68.20	Peak
4		5470.000	40.86	19.85	60.71	-7.49	68.20	Peak
5	*	5514.750	81.39	19.93	101.32	N/A	N/A	Peak

Note:

1. " *", means this data is the worst emission level.
2. C.F (Correction Factor) = Antenna Factor (dB)+ Cable Loss (dB) – Preamplifier(dB).
3. Measurement (dBuV/m) = Reading(dBuV) + C.F (Correction Factor).
4. The emission levels of other frequencies are very lower than the limit and not show in test report.

EUT	AX6600 Tri-Band Wi-Fi 6 Router	Date of Test	2020-04-27
Factor	BBHA 9120D_1-18GHz_2020	Temp. / Humidity	20.4°C /40.5%
Polarity	Horizontal	Site / Test Engineer	AC1 / Kevin Ker
Test Mode	Transmit by 802.11ac-VHT40 at channel 5510MHz (CDD Mode N_{SS}=1)	Test Voltage	120V/60Hz

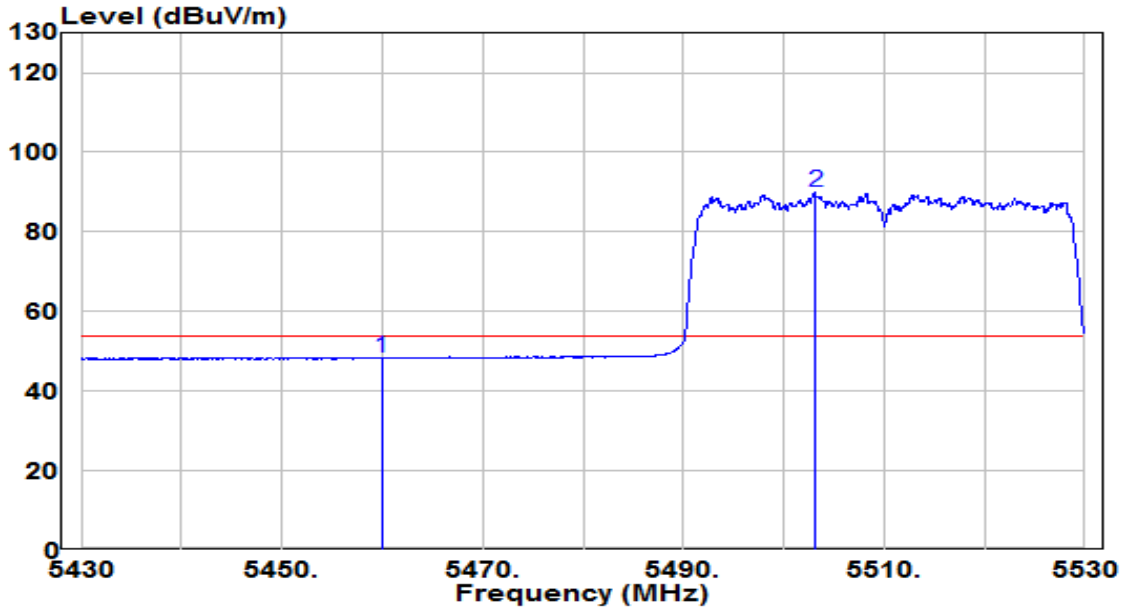

No		Frequency (MHz)	Reading (dBuV)	C.F (dB)	Measurement (dBuV/m)	Margin (dB)	Limit (dBuV/m)	Remark (QP/PK/AV)
1		5460.000	28.37	19.84	48.21	-5.79	54.00	Average
2	*	5503.150	70.09	19.89	89.98	N/A	N/A	Average

Note:

1. " *", means this data is the worst emission level.
2. C.F (Correction Factor) = Antenna Factor (dB)+ Cable Loss (dB) – Preamplifier(dB).
3. Measurement (dBuV/m) = Reading(dBuV) + C.F (Correction Factor).
4. The emission levels of other frequencies are very lower than the limit and not show in test report.

EUT	AX6600 Tri-Band Wi-Fi 6 Router	Date of Test	2020-04-27
Factor	BBHA 9120D_1-18GHz_2020	Temp. / Humidity	20.4°C /40.5%
Polarity	Vertical	Site / Test Engineer	AC1 / Kevin Ker
Test Mode	Transmit by 802.11ac-VHT40 at channel 5510MHz (CDD Mode N_{SS}=1)	Test Voltage	120V/60Hz

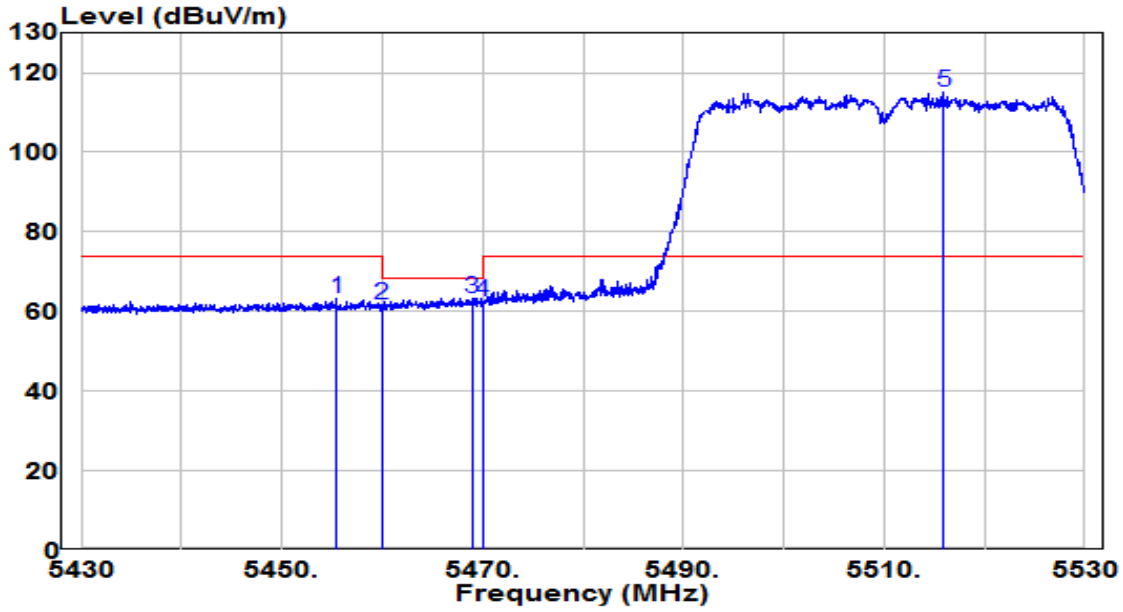

No		Frequency (MHz)	Reading (dBuV)	C.F (dB)	Measurement (dBuV/m)	Margin (dB)	Limit (dBuV/m)	Remark (QP/PK/AV)
1		5455.450	43.23	19.84	63.07	-10.93	74.00	Peak
2		5460.000	41.67	19.84	61.52	-6.68	68.20	Peak
3		5469.000	43.50	19.85	63.35	-4.85	68.20	Peak
4		5470.000	42.52	19.85	62.37	-5.83	68.20	Peak
5	*	5515.950	94.97	19.93	114.90	N/A	N/A	Peak

Note:

1. " *", means this data is the worst emission level.
2. C.F (Correction Factor) = Antenna Factor (dB)+ Cable Loss (dB) – Preamplifier(dB).
3. Measurement (dBuV/m) = Reading(dBuV) + C.F (Correction Factor).
4. The emission levels of other frequencies are very lower than the limit and not show in test report.

EUT	AX6600 Tri-Band Wi-Fi 6 Router	Date of Test	2020-04-27
Factor	BBHA 9120D_1-18GHz_2020	Temp. / Humidity	20.4°C /40.5%
Polarity	Vertical	Site / Test Engineer	AC1 / Kevin Ker
Test Mode	Transmit by 802.11ac-VHT40 at channel 5510MHz (CDD Mode N_{SS}=1)	Test Voltage	120V/60Hz

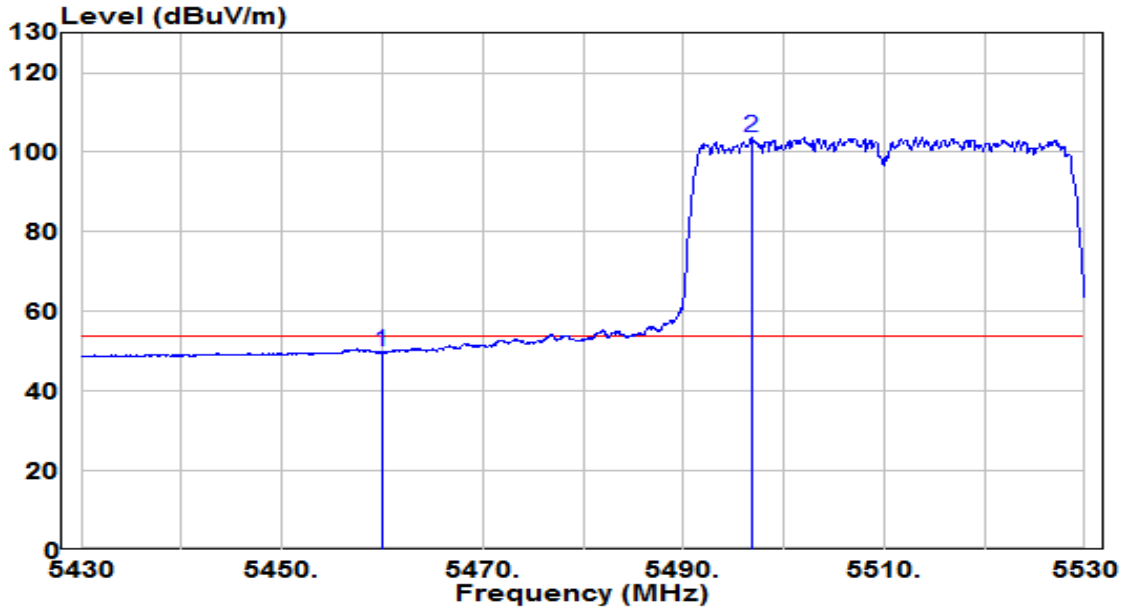

No		Frequency (MHz)	Reading (dBuV)	C.F (dB)	Measurement (dBuV/m)	Margin (dB)	Limit (dBuV/m)	Remark (QP/PK/AV)
1		5460.000	29.87	19.84	49.72	-4.28	54.00	Average
2	*	5496.800	83.75	19.88	103.62	N/A	N/A	Average

Note:

1. " *", means this data is the worst emission level.
2. C.F (Correction Factor) = Antenna Factor (dB)+ Cable Loss (dB) – Preamplifier(dB).
3. Measurement (dBuV/m) = Reading(dBuV) + C.F (Correction Factor).
4. The emission levels of other frequencies are very lower than the limit and not show in test report.

EUT	AX6600 Tri-Band Wi-Fi 6 Router	Date of Test	2020-04-27
Factor	BBHA 9120D_1-18GHz_2020	Temp. / Humidity	20.4°C /40.5%
Polarity	Horizontal	Site / Test Engineer	AC1 / Kevin Ker
Test Mode	Transmit by 802.11ac-VHT40 at channel 5670MHz (CDD Mode N_{SS}=1)	Test Voltage	120V/60Hz

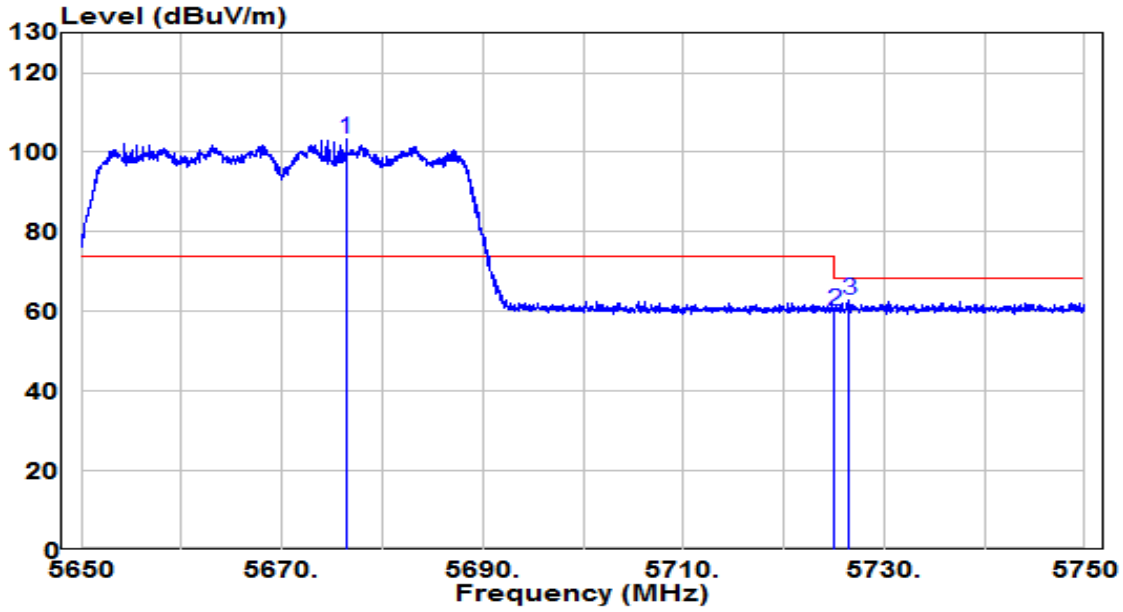

No		Frequency (MHz)	Reading (dBuV)	C.F (dB)	Measurement (dBuV/m)	Margin (dB)	Limit (dBuV/m)	Remark (QP/PK/AV)
1	*	5676.400	82.80	20.55	103.34	N/A	N/A	Peak
2		5725.000	39.52	20.73	60.25	-7.95	68.20	Peak
3		5726.500	41.97	20.74	62.71	-5.49	68.20	Peak

Note:

1. " *", means this data is the worst emission level.
2. C.F (Correction Factor) = Antenna Factor (dB)+ Cable Loss (dB) – Preamplifier(dB).
3. Measurement (dBuV/m) = Reading(dBuV) + C.F (Correction Factor).
4. The emission levels of other frequencies are very lower than the limit and not show in test report.

EUT	AX6600 Tri-Band Wi-Fi 6 Router	Date of Test	2020-04-27
Factor	BBHA 9120D_1-18GHz_2020	Temp. / Humidity	20.4°C /40.5%
Polarity	Vertical	Site / Test Engineer	AC1 / Kevin Ker
Test Mode	Transmit by 802.11ac-VHT40 at channel 5670MHz (CDD Mode N_{SS}=1)	Test Voltage	120V/60Hz

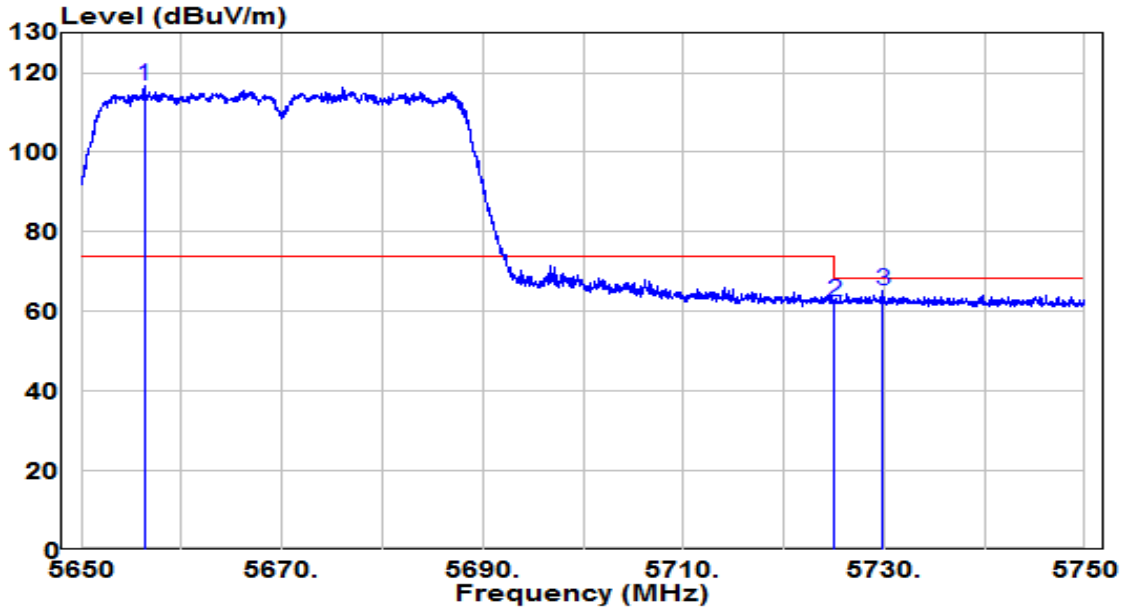

No		Frequency (MHz)	Reading (dBuV)	C.F (dB)	Measurement (dBuV/m)	Margin (dB)	Limit (dBuV/m)	Remark (QP/PK/AV)
1	*	5656.350	96.19	20.47	116.66	N/A	N/A	Peak
2		5725.000	41.54	20.73	62.27	-5.93	68.20	Peak
3		5729.850	44.30	20.75	65.06	-3.14	68.20	Peak

Note:

1. " *", means this data is the worst emission level.
2. C.F (Correction Factor) = Antenna Factor (dB)+ Cable Loss (dB) – Preamplifier(dB).
3. Measurement (dBuV/m) = Reading(dBuV) + C.F (Correction Factor).
4. The emission levels of other frequencies are very lower than the limit and not show in test report.

EUT	AX6600 Tri-Band Wi-Fi 6 Router	Date of Test	2020-04-27
Factor	BBHA 9120D_1-18GHz_2020	Temp. / Humidity	20.4°C /40.5%
Polarity	Horizontal	Site / Test Engineer	AC1 / Kevin Ker
Test Mode	Transmit by 802.11ac-VHT40 at channel 5755MHz (CDD Mode N_{SS}=1)	Test Voltage	120V/60Hz

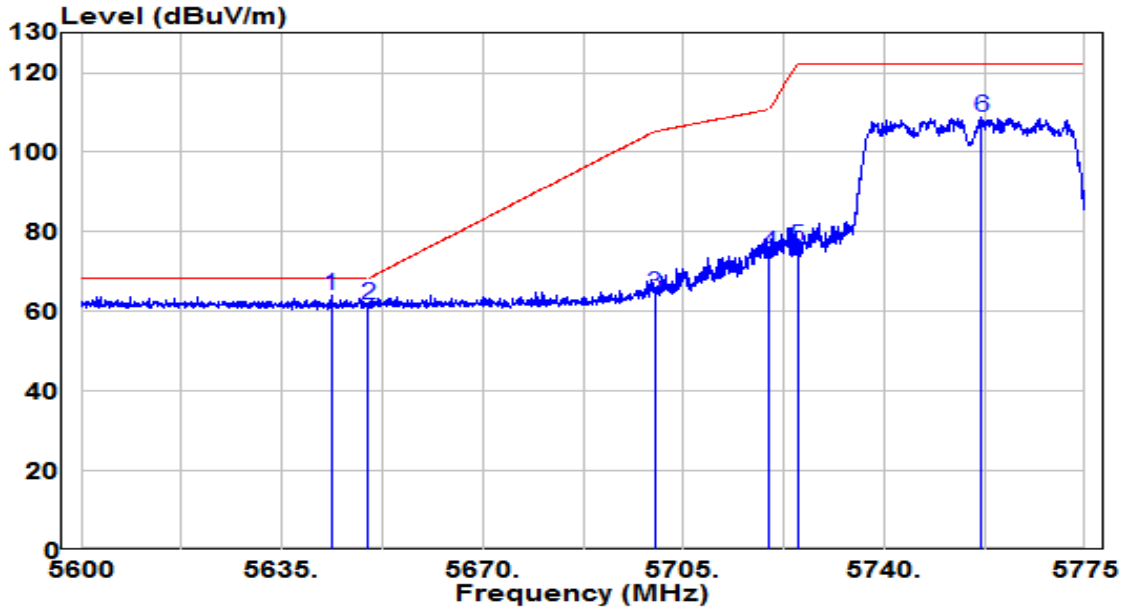

No		Frequency (MHz)	Reading (dBuV)	C.F (dB)	Measurement (dBuV/m)	Margin (dB)	Limit (dBuV/m)	Remark (QP/PK/AV)
1	*	5643.575	43.64	20.42	64.06	-4.14	68.20	Peak
2		5650.000	41.29	20.45	61.74	-6.46	68.20	Peak
3		5700.000	43.82	20.64	64.46	-40.74	105.20	Peak
4		5720.000	54.11	20.71	74.82	-35.98	110.80	Peak
5		5725.000	55.33	20.73	76.06	-46.14	122.20	Peak
6		5756.975	87.85	20.86	108.71	N/A	N/A	Peak

Note:

1. " *", means this data is the worst emission level.
2. C.F (Correction Factor) = Antenna Factor (dB)+ Cable Loss (dB) – Preamplifier(dB).
3. Measurement (dBuV/m) = Reading(dBuV) + C.F (Correction Factor).
4. The emission levels of other frequencies are very lower than the limit and not show in test report.

EUT	AX6600 Tri-Band Wi-Fi 6 Router	Date of Test	2020-04-27
Factor	BBHA 9120D_1-18GHz_2020	Temp. / Humidity	20.4°C /40.5%
Polarity	Vertical	Site / Test Engineer	AC1 / Kevin Ker
Test Mode	Transmit by 802.11ac-VHT40 at channel 5755MHz (CDD Mode N_{SS}=1)	Test Voltage	120V/60Hz

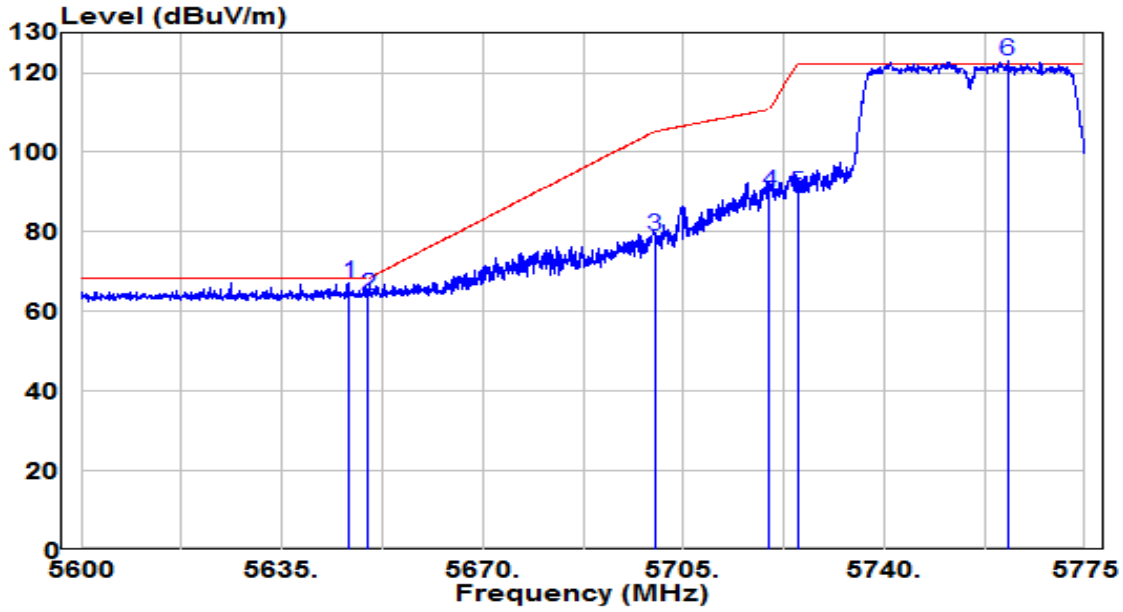

No		Frequency (MHz)	Reading (dBuV)	C.F (dB)	Measurement (dBuV/m)	Margin (dB)	Limit (dBuV/m)	Remark (QP/PK/AV)
1		5646.725	46.64	20.43	67.08	-1.12	68.20	Peak
2		5650.000	43.60	20.45	64.05	-4.15	68.20	Peak
3		5700.000	58.40	20.64	79.04	-26.16	105.20	Peak
4		5720.000	69.21	20.71	89.92	-20.88	110.80	Peak
5		5725.000	68.90	20.73	89.63	-32.57	122.20	Peak
6	*	5761.612	102.13	20.87	123.01	N/A	N/A	Peak

Note:

1. " *", means this data is the worst emission level.
2. C.F (Correction Factor) = Antenna Factor (dB)+ Cable Loss (dB) – Preamplifier(dB).
3. Measurement (dBuV/m) = Reading(dBuV) + C.F (Correction Factor).
4. The emission levels of other frequencies are very lower than the limit and not show in test report.

EUT	AX6600 Tri-Band Wi-Fi 6 Router	Date of Test	2020-04-27
Factor	BBHA 9120D_1-18GHz_2020	Temp. / Humidity	20.4°C /40.5%
Polarity	Horizontal	Site / Test Engineer	AC1 / Kevin Ker
Test Mode	Transmit by 802.11ac-VHT40 at channel 5795MHz (CDD Mode N_{SS}=1)	Test Voltage	120V/60Hz

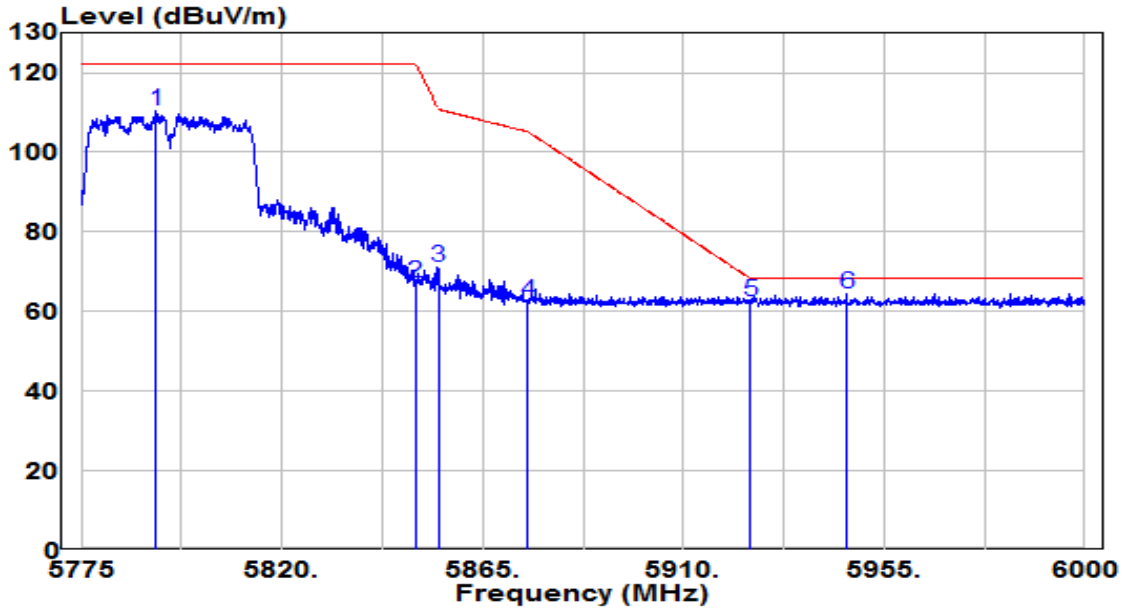

No		Frequency (MHz)	Reading (dBuV)	C.F (dB)	Measurement (dBuV/m)	Margin (dB)	Limit (dBuV/m)	Remark (QP/PK/AV)
1		5791.875	89.23	20.99	110.22	N/A	N/A	Peak
2		5850.000	45.96	21.21	67.17	-55.03	122.20	Peak
3		5855.000	49.82	21.23	71.05	-39.75	110.80	Peak
4		5875.000	41.08	21.31	62.39	-42.81	105.20	Peak
5		5925.000	41.00	21.50	62.50	-5.70	68.20	Peak
6	*	5946.563	43.03	21.59	64.61	-3.59	68.20	Peak

Note:

1. " *", means this data is the worst emission level.
2. C.F (Correction Factor) = Antenna Factor (dB)+ Cable Loss (dB) – Preamplifier(dB).
3. Measurement (dBuV/m) = Reading(dBuV) + C.F (Correction Factor).
4. The emission levels of other frequencies are very lower than the limit and not show in test report.

EUT	AX6600 Tri-Band Wi-Fi 6 Router	Date of Test	2020-04-27
Factor	BBHA 9120D_1-18GHz_2020	Temp. / Humidity	20.4°C /40.5%
Polarity	Vertical	Site / Test Engineer	AC1 / Kevin Ker
Test Mode	Transmit by 802.11ac-VHT40 at channel 5795MHz (CDD Mode N_{SS}=1)	Test Voltage	120V/60Hz

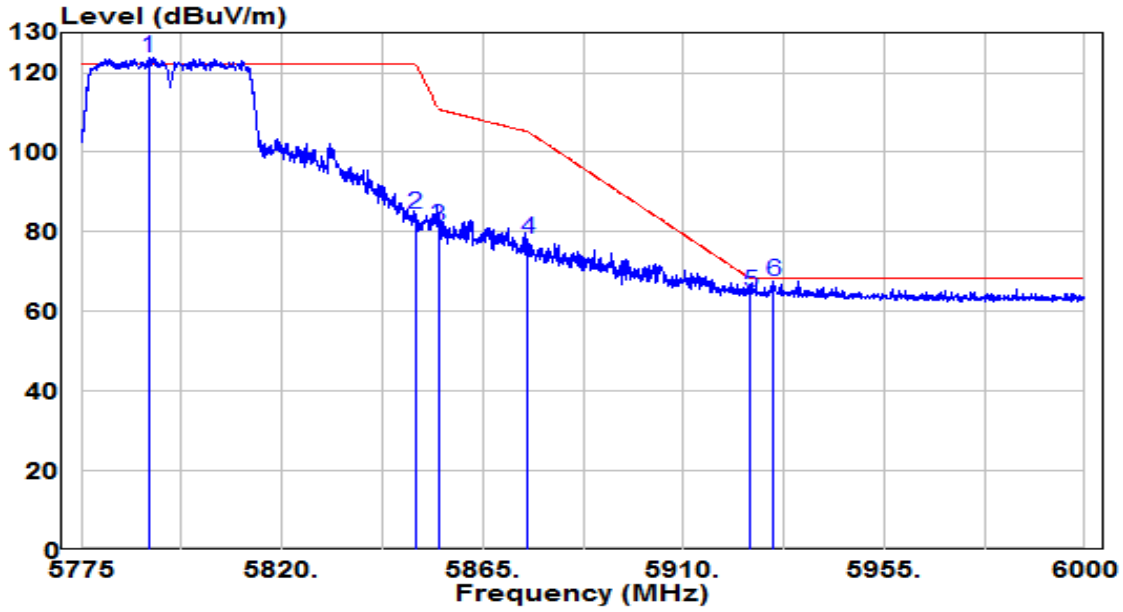

No		Frequency (MHz)	Reading (dBuV)	C.F (dB)	Measurement (dBuV/m)	Margin (dB)	Limit (dBuV/m)	Remark (QP/PK/AV)
1	*	5790.188	102.81	20.98	123.79	N/A	N/A	Peak
2		5850.000	63.43	21.21	84.64	-37.56	122.20	Peak
3		5855.000	59.96	21.23	81.20	-29.60	110.80	Peak
4		5875.000	56.82	21.31	78.13	-27.07	105.20	Peak
5		5925.000	43.43	21.50	64.93	-3.27	68.20	Peak
6		5930.250	46.14	21.52	67.66	-0.54	68.20	Peak

Note:

1. " *", means this data is the worst emission level.
2. C.F (Correction Factor) = Antenna Factor (dB)+ Cable Loss (dB) – Preamplifier(dB).
3. Measurement (dBuV/m) = Reading(dBuV) + C.F (Correction Factor).
4. The emission levels of other frequencies are very lower than the limit and not show in test report.

EUT	AX6600 Tri-Band Wi-Fi 6 Router	Date of Test	2020-04-27
Factor	BBHA 9120D_1-18GHz_2020	Temp. / Humidity	20.4°C /40.5%
Polarity	Horizontal	Site / Test Engineer	AC1 / Kevin Ker
Test Mode	Transmit by 802.11ac-VHT80 at channel 5210MHz (CDD Mode N_{SS}=1)	Test Voltage	120V/60Hz

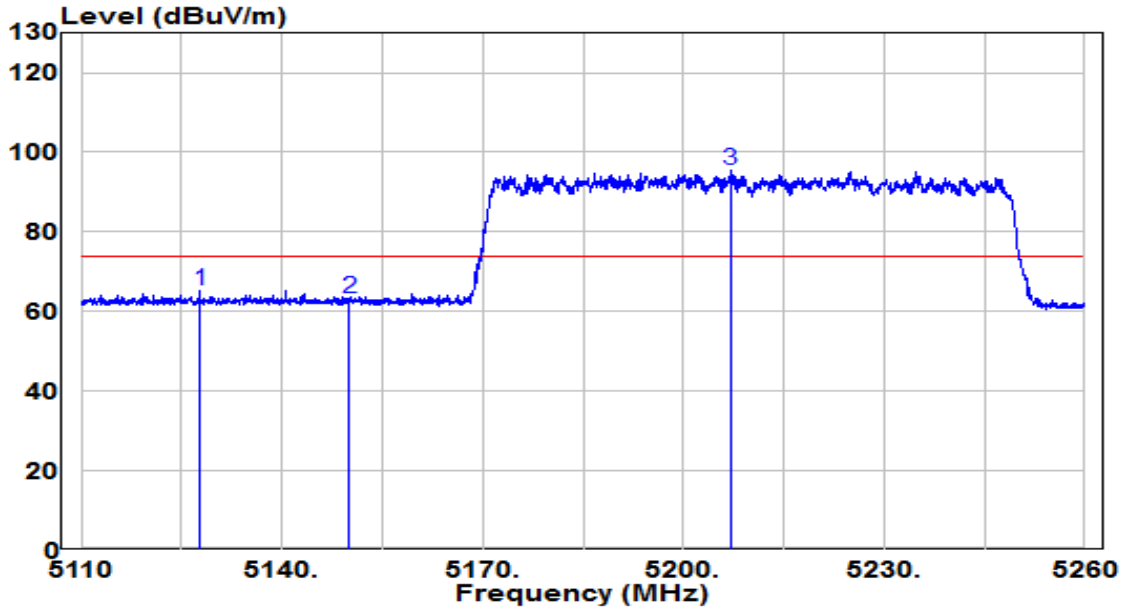

No		Frequency (MHz)	Reading (dBuV)	C.F (dB)	Measurement (dBuV/m)	Margin (dB)	Limit (dBuV/m)	Remark (QP/PK/AV)
1		5127.700	45.59	19.63	65.22	-8.78	74.00	Peak
2		5150.000	43.63	19.65	63.28	-10.72	74.00	Peak
3	*	5207.050	75.58	19.68	95.26	N/A	N/A	Peak

Note:

1. " *", means this data is the worst emission level.
2. C.F (Correction Factor) = Antenna Factor (dB)+ Cable Loss (dB) – Preamplifier(dB).
3. Measurement (dBuV/m) = Reading(dBuV) + C.F (Correction Factor).
4. The emission levels of other frequencies are very lower than the limit and not show in test report.

EUT	AX6600 Tri-Band Wi-Fi 6 Router	Date of Test	2020-04-27
Factor	BBHA 9120D_1-18GHz_2020	Temp. / Humidity	20.4°C /40.5%
Polarity	Horizontal	Site / Test Engineer	AC1 / Kevin Ker
Test Mode	Transmit by 802.11ac-VHT80 at channel 5210MHz (CDD Mode N_{SS}=1)	Test Voltage	120V/60Hz

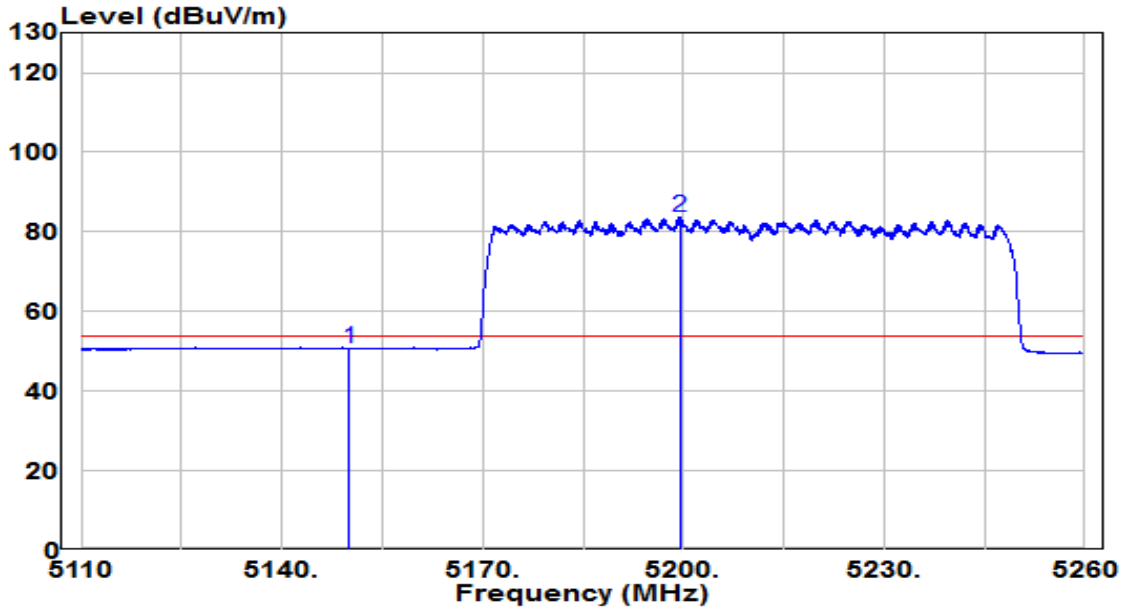

No		Frequency (MHz)	Reading (dBuV)	C.F (dB)	Measurement (dBuV/m)	Margin (dB)	Limit (dBuV/m)	Remark (QP/PK/AV)
1		5150.000	30.99	19.65	50.64	-3.36	54.00	Average
2	*	5199.550	63.88	19.68	83.56	N/A	N/A	Average

Note:

1. " *", means this data is the worst emission level.
2. C.F (Correction Factor) = Antenna Factor (dB)+ Cable Loss (dB) – Preamplifier(dB).
3. Measurement (dBuV/m) = Reading(dBuV) + C.F (Correction Factor).
4. The emission levels of other frequencies are very lower than the limit and not show in test report.

EUT	AX6600 Tri-Band Wi-Fi 6 Router	Date of Test	2020-04-27
Factor	BBHA 9120D_1-18GHz_2020	Temp. / Humidity	20.4°C /40.5%
Polarity	Vertical	Site / Test Engineer	AC1 / Kevin Ker
Test Mode	Transmit by 802.11ac-VHT80 at channel 5210MHz (CDD Mode N_{SS}=1)	Test Voltage	120V/60Hz

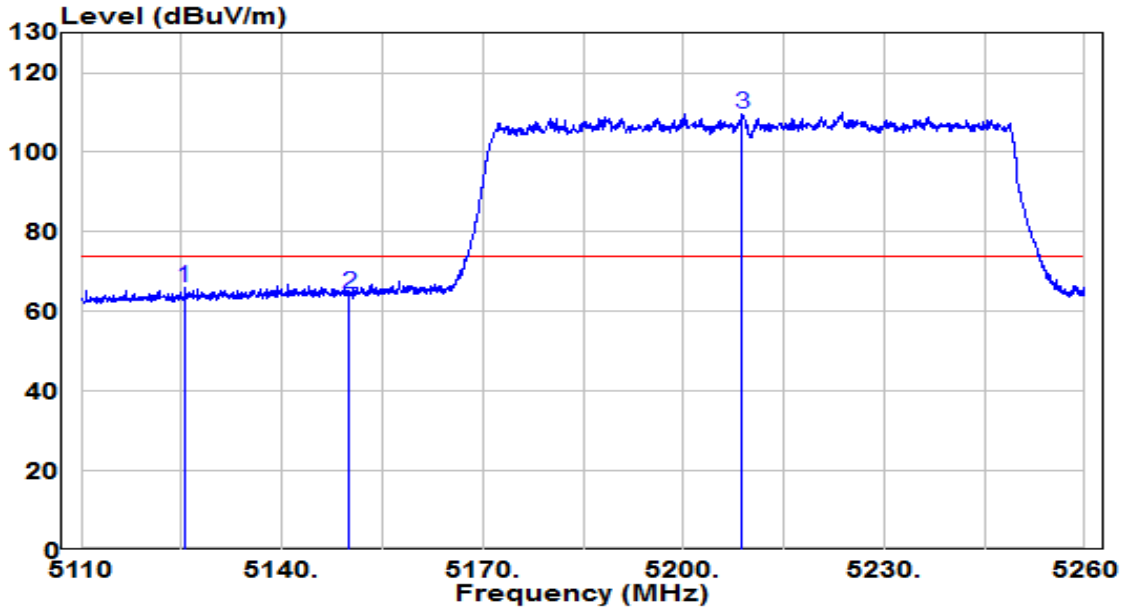

No		Frequency (MHz)	Reading (dBuV)	C.F (dB)	Measurement (dBuV/m)	Margin (dB)	Limit (dBuV/m)	Remark (QP/PK/AV)
1		5125.450	46.31	19.63	65.94	-8.06	74.00	Peak
2		5150.000	44.63	19.65	64.28	-9.72	74.00	Peak
3	*	5208.700	90.06	19.68	109.74	N/A	N/A	Peak

Note:

1. " *", means this data is the worst emission level.
2. C.F (Correction Factor) = Antenna Factor (dB)+ Cable Loss (dB) – Preamplifier(dB).
3. Measurement (dBuV/m) = Reading(dBuV) + C.F (Correction Factor).
4. The emission levels of other frequencies are very lower than the limit and not show in test report.

EUT	AX6600 Tri-Band Wi-Fi 6 Router	Date of Test	2020-04-27
Factor	BBHA 9120D_1-18GHz_2020	Temp. / Humidity	20.4°C /40.5%
Polarity	Vertical	Site / Test Engineer	AC1 / Kevin Ker
Test Mode	Transmit by 802.11ac-VHT80 at channel 5210MHz (CDD Mode N_{SS}=1)	Test Voltage	120V/60Hz

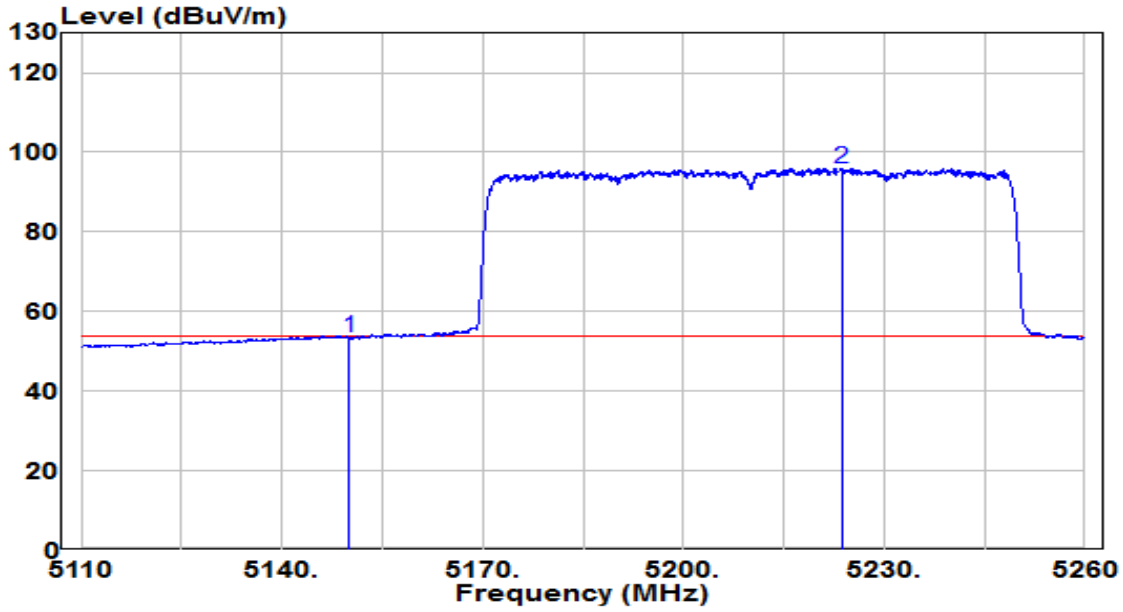

No		Frequency (MHz)	Reading (dBuV)	C.F (dB)	Measurement (dBuV/m)	Margin (dB)	Limit (dBuV/m)	Remark (QP/PK/AV)
1		5150.000	33.75	19.65	53.39	-0.61	54.00	Average
2	*	5223.700	76.26	19.69	95.95	N/A	N/A	Average

Note:

1. " *", means this data is the worst emission level.
2. C.F (Correction Factor) = Antenna Factor (dB)+ Cable Loss (dB) – Preamplifier(dB).
3. Measurement (dBuV/m) = Reading(dBuV) + C.F (Correction Factor).
4. The emission levels of other frequencies are very lower than the limit and not show in test report.

EUT	AX6600 Tri-Band Wi-Fi 6 Router	Date of Test	2020-04-27
Factor	BBHA 9120D_1-18GHz_2020	Temp. / Humidity	20.4°C /40.5%
Polarity	Horizontal	Site / Test Engineer	AC1 / Kevin Ker
Test Mode	Transmit by 802.11ac-VHT80 at channel 5530MHz (CDD Mode N_{SS}=1)	Test Voltage	120V/60Hz

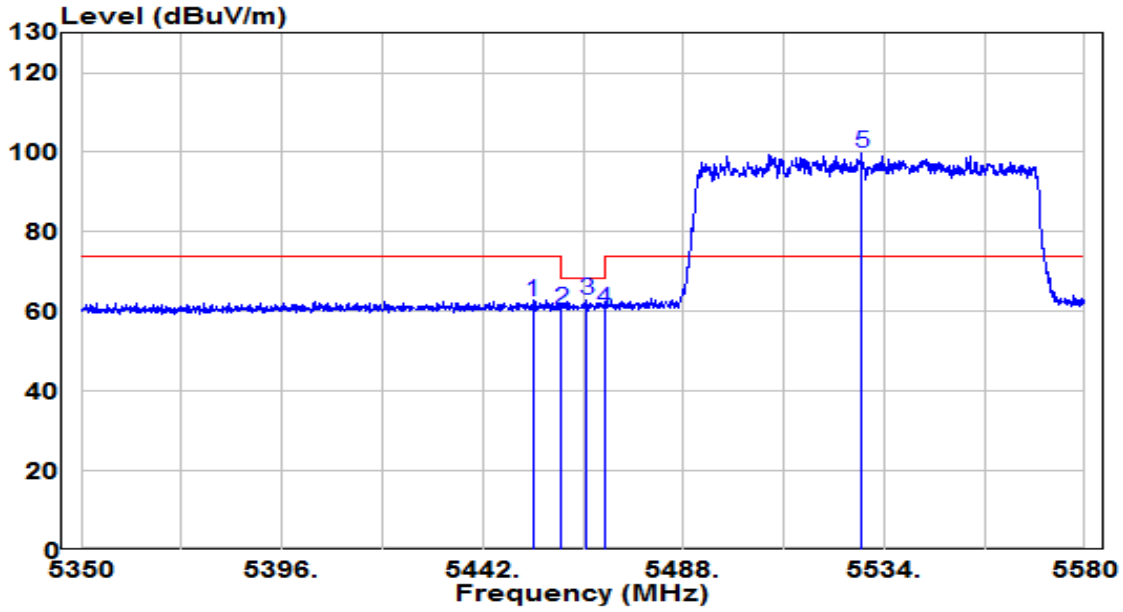

No		Frequency (MHz)	Reading (dBuV)	C.F (dB)	Measurement (dBuV/m)	Margin (dB)	Limit (dBuV/m)	Remark (QP/PK/AV)
1		5453.500	42.66	19.84	62.50	-11.50	74.00	Peak
2		5460.000	40.58	19.84	60.42	-7.78	68.20	Peak
3		5465.920	42.87	19.85	62.72	-5.48	68.20	Peak
4		5470.000	40.78	19.85	60.63	-7.57	68.20	Peak
5	*	5528.825	79.66	19.98	99.64	N/A	N/A	Peak

Note:

1. " *", means this data is the worst emission level.
2. C.F (Correction Factor) = Antenna Factor (dB)+ Cable Loss (dB) – Preamplifier(dB).
3. Measurement (dBuV/m) = Reading(dBuV) + C.F (Correction Factor).
4. The emission levels of other frequencies are very lower than the limit and not show in test report.

EUT	AX6600 Tri-Band Wi-Fi 6 Router	Date of Test	2020-04-27
Factor	BBHA 9120D_1-18GHz_2020	Temp. / Humidity	20.4°C /40.5%
Polarity	Horizontal	Site / Test Engineer	AC1 / Kevin Ker
Test Mode	Transmit by 802.11ac-VHT80 at channel 5530MHz (CDD Mode N_{SS}=1)	Test Voltage	120V/60Hz

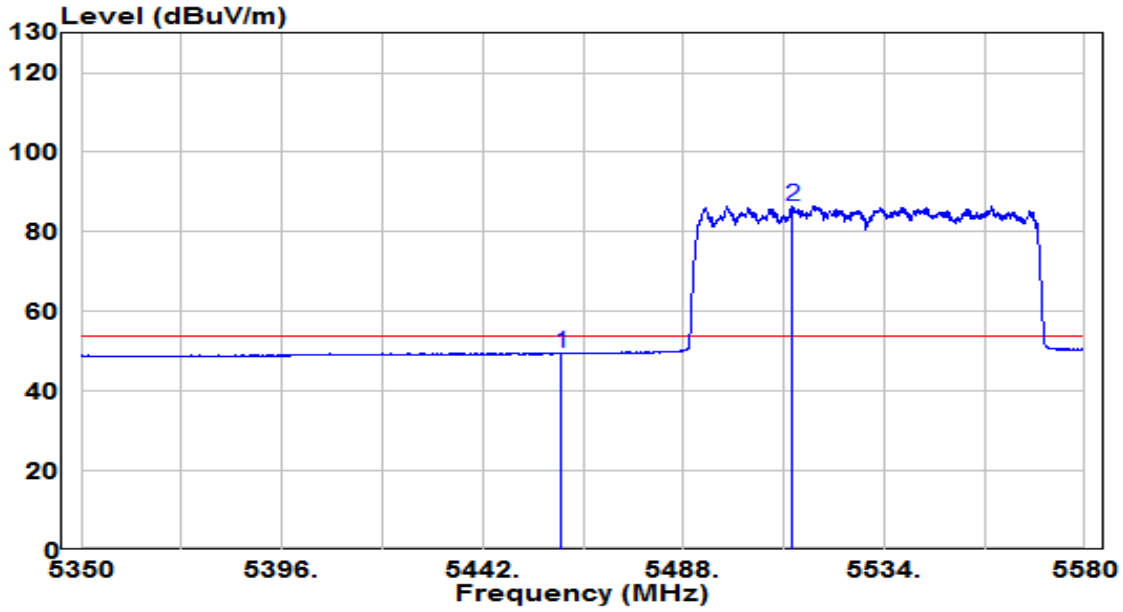

No		Frequency (MHz)	Reading (dBuV)	C.F (dB)	Measurement (dBuV/m)	Margin (dB)	Limit (dBuV/m)	Remark (QP/PK/AV)
1		5460.000	29.49	19.84	49.34	-4.66	54.00	Average
2	*	5513.070	66.64	19.92	86.56	N/A	N/A	Average

Note:

1. " *", means this data is the worst emission level.
2. C.F (Correction Factor) = Antenna Factor (dB)+ Cable Loss (dB) – Preamplifier(dB).
3. Measurement (dBuV/m) = Reading(dBuV) + C.F (Correction Factor).
4. The emission levels of other frequencies are very lower than the limit and not show in test report.

EUT	AX6600 Tri-Band Wi-Fi 6 Router	Date of Test	2020-04-27
Factor	BBHA 9120D_1-18GHz_2020	Temp. / Humidity	20.4°C /40.5%
Polarity	Vertical	Site / Test Engineer	AC1 / Kevin Ker
Test Mode	Transmit by 802.11ac-VHT80 at channel 5530MHz (CDD Mode N_{SS}=1)	Test Voltage	120V/60Hz

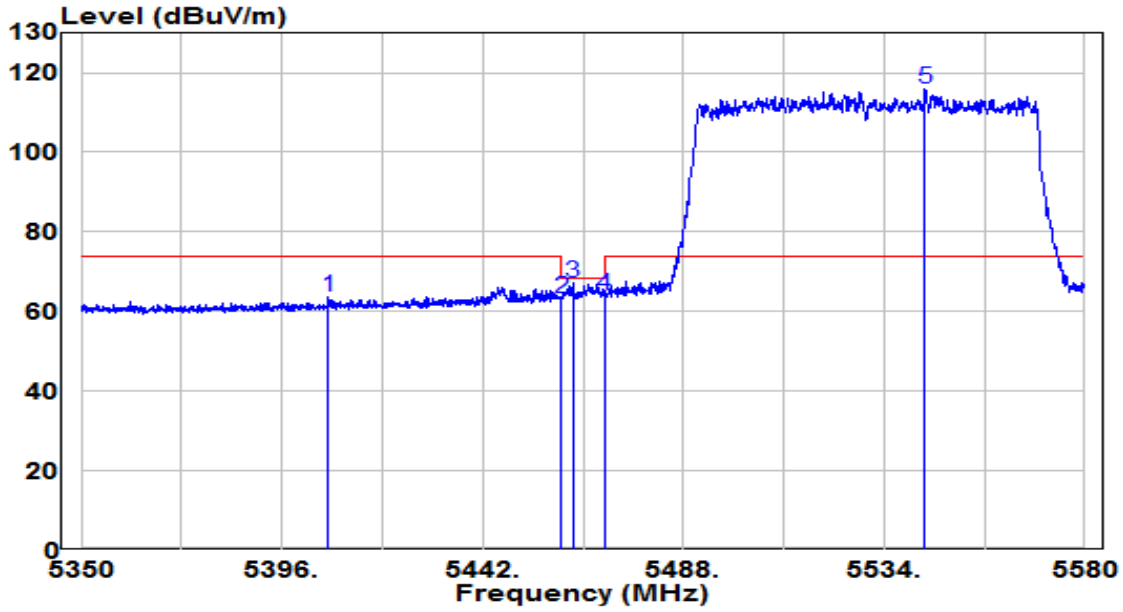

No		Frequency (MHz)	Reading (dBuV)	C.F (dB)	Measurement (dBuV/m)	Margin (dB)	Limit (dBuV/m)	Remark (QP/PK/AV)
1		5406.695	43.65	19.81	63.46	-10.54	74.00	Peak
2		5460.000	43.40	19.84	63.24	-4.96	68.20	Peak
3		5462.585	47.45	19.85	67.30	-0.90	68.20	Peak
4		5470.000	44.34	19.85	64.19	-4.01	68.20	Peak
5	*	5543.315	95.91	20.04	115.94	N/A	N/A	Peak

Note:

1. " *", means this data is the worst emission level.
2. C.F (Correction Factor) = Antenna Factor (dB)+ Cable Loss (dB) – Preamplifier(dB).
3. Measurement (dBuV/m) = Reading(dBuV) + C.F (Correction Factor).
4. The emission levels of other frequencies are very lower than the limit and not show in test report.

EUT	AX6600 Tri-Band Wi-Fi 6 Router	Date of Test	2020-04-27
Factor	BBHA 9120D_1-18GHz_2020	Temp. / Humidity	20.4°C /40.5%
Polarity	Vertical	Site / Test Engineer	AC1 / Kevin Ker
Test Mode	Transmit by 802.11ac-VHT80 at channel 5530MHz (CDD Mode N_{SS}=1)	Test Voltage	120V/60Hz

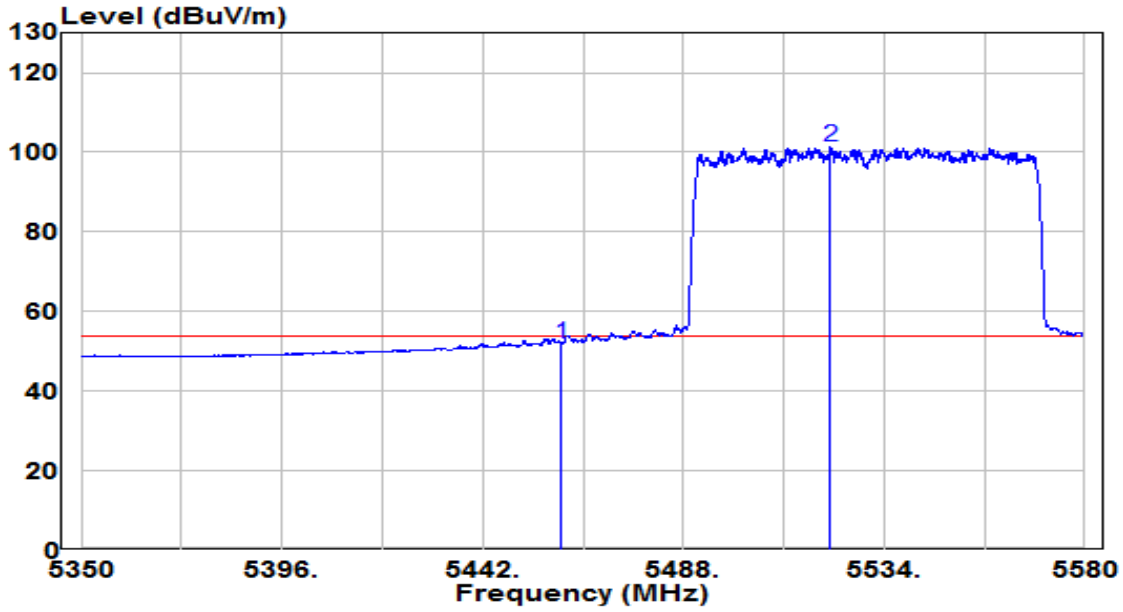

No		Frequency (MHz)	Reading (dBuV)	C.F (dB)	Measurement (dBuV/m)	Margin (dB)	Limit (dBuV/m)	Remark (QP/PK/AV)
1		5460.000	32.14	19.84	51.98	-2.02	54.00	Average
2	*	5521.695	81.39	19.95	101.35	N/A	N/A	Average

Note:

1. " *", means this data is the worst emission level.
2. C.F (Correction Factor) = Antenna Factor (dB)+ Cable Loss (dB) – Preamplifier(dB).
3. Measurement (dBuV/m) = Reading(dBuV) + C.F (Correction Factor).
4. The emission levels of other frequencies are very lower than the limit and not show in test report.

EUT	AX6600 Tri-Band Wi-Fi 6 Router	Date of Test	2020-04-27
Factor	BBHA 9120D_1-18GHz_2020	Temp. / Humidity	20.4°C /40.5%
Polarity	Horizontal	Site / Test Engineer	AC1 / Kevin Ker
Test Mode	Transmit by 802.11ac-VHT80 at channel 5610MHz (CDD Mode N_{SS}=1)	Test Voltage	120V/60Hz

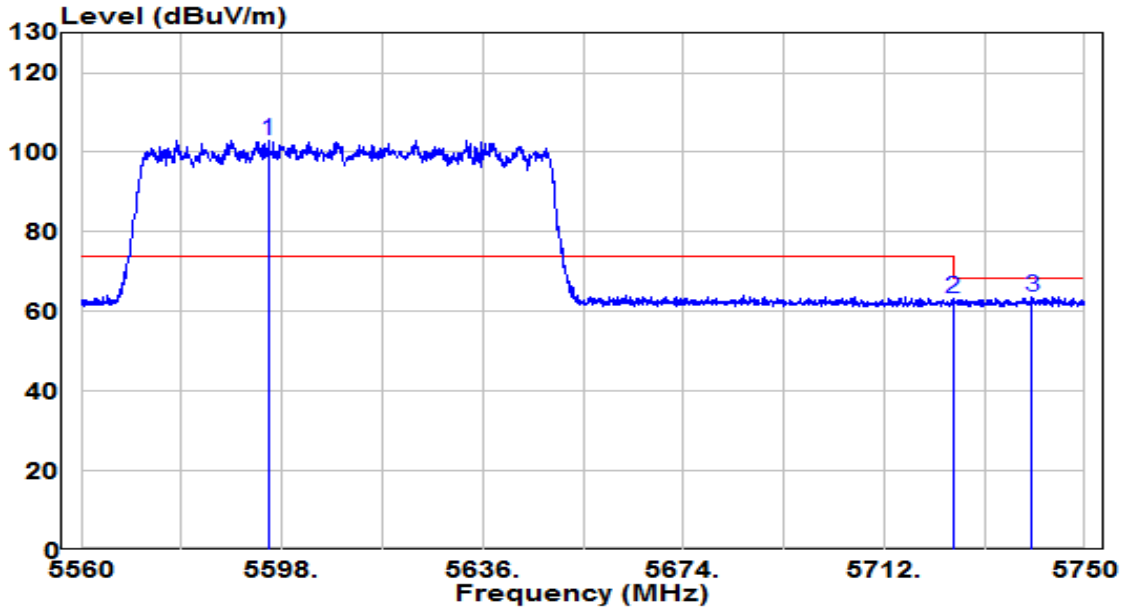

No		Frequency (MHz)	Reading (dBuV)	C.F (dB)	Measurement (dBuV/m)	Margin (dB)	Limit (dBuV/m)	Remark (QP/PK/AV)
1	*	5595.435	82.73	20.24	102.97	N/A	N/A	Peak
2		5725.000	42.62	20.73	63.35	-4.85	68.20	Peak
3		5740.025	43.00	20.79	63.79	-4.41	68.20	Peak

Note:

1. " *", means this data is the worst emission level.
2. C.F (Correction Factor) = Antenna Factor (dB)+ Cable Loss (dB) – Preamplifier(dB).
3. Measurement (dBuV/m) = Reading(dBuV) + C.F (Correction Factor).
4. The emission levels of other frequencies are very lower than the limit and not show in test report.

EUT	AX6600 Tri-Band Wi-Fi 6 Router	Date of Test	2020-04-27
Factor	BBHA 9120D_1-18GHz_2020	Temp. / Humidity	20.4°C /40.5%
Polarity	Vertical	Site / Test Engineer	AC1 / Kevin Ker
Test Mode	Transmit by 802.11ac-VHT80 at channel 5610MHz (CDD Mode N_{SS}=1)	Test Voltage	120V/60Hz

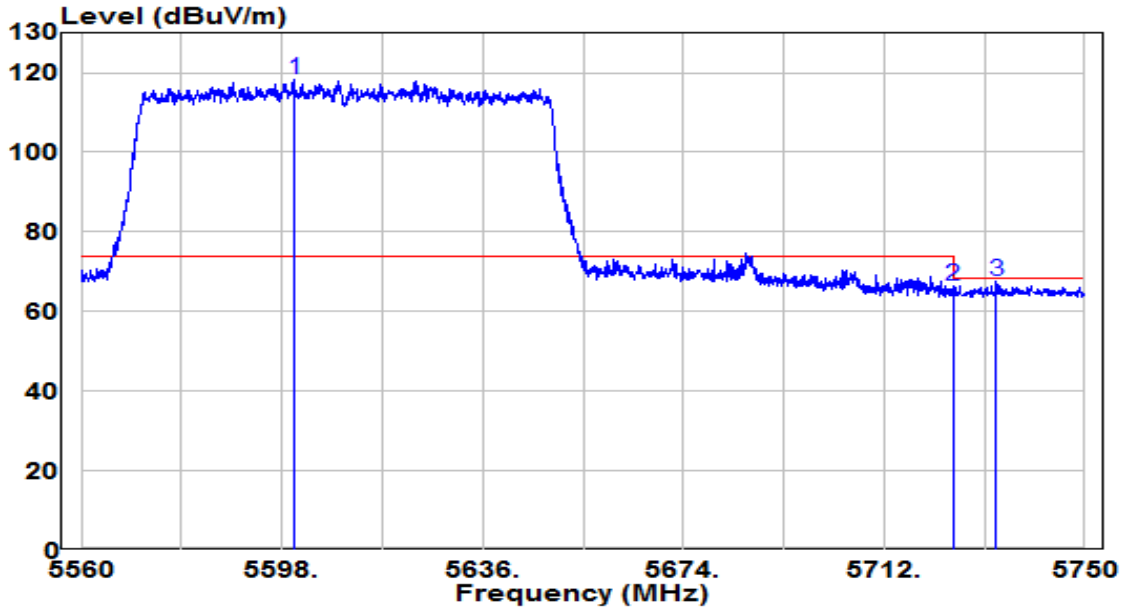

No		Frequency (MHz)	Reading (dBuV)	C.F (dB)	Measurement (dBuV/m)	Margin (dB)	Limit (dBuV/m)	Remark (QP/PK/AV)
1	*	5600.375	97.81	20.26	118.06	N/A	N/A	Peak
2		5725.000	45.72	20.73	66.45	-1.75	68.20	Peak
3		5733.280	46.68	20.77	67.44	-0.76	68.20	Peak

Note:

1. " *", means this data is the worst emission level.
2. C.F (Correction Factor) = Antenna Factor (dB)+ Cable Loss (dB) – Preamplifier(dB).
3. Measurement (dBuV/m) = Reading(dBuV) + C.F (Correction Factor).
4. The emission levels of other frequencies are very lower than the limit and not show in test report.

EUT	AX6600 Tri-Band Wi-Fi 6 Router	Date of Test	2020-04-27
Factor	BBHA 9120D_1-18GHz_2020	Temp. / Humidity	20.4°C /40.5%
Polarity	Horizontal	Site / Test Engineer	AC1 / Kevin Ker
Test Mode	Transmit by 802.11ac-VHT80 at channel 5775MHz (CDD Mode N_{SS}=1)	Test Voltage	120V/60Hz

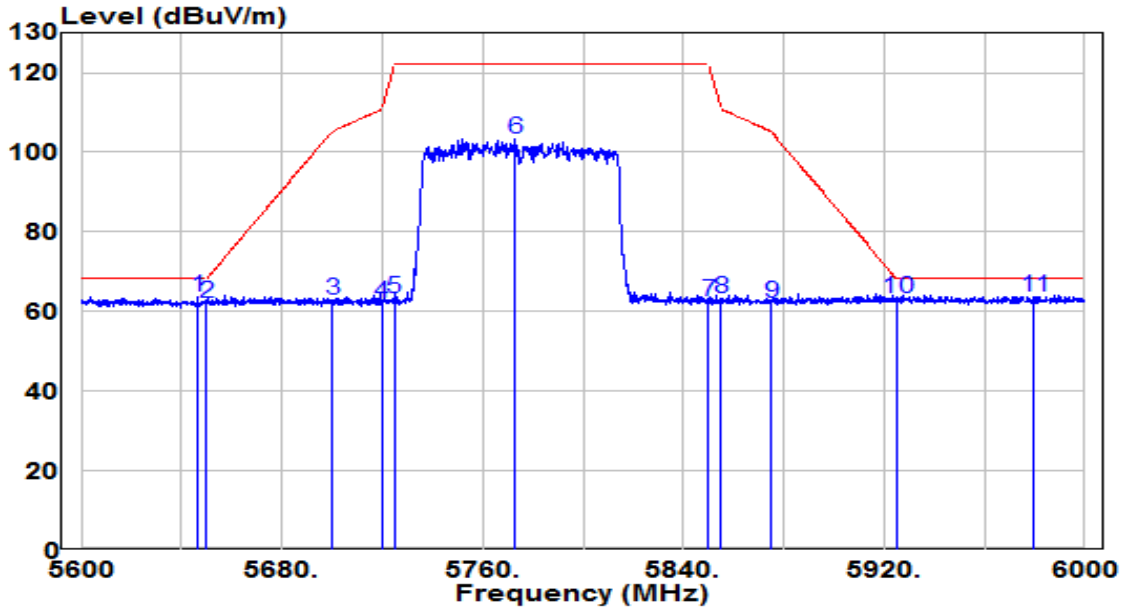

No		Frequency (MHz)	Reading (dBuV)	C.F (dB)	Measurement (dBuV/m)	Margin (dB)	Limit (dBuV/m)	Remark (QP/PK/AV)
1		5646.400	43.12	20.43	63.56	-4.64	68.20	Peak
2		5650.000	41.66	20.45	62.11	-6.09	68.20	Peak
3		5700.000	42.14	20.64	62.78	-42.42	105.20	Peak
4		5720.000	41.55	20.71	62.27	-48.53	110.80	Peak
5		5725.000	42.65	20.73	63.38	-58.82	122.20	Peak
6		5772.800	82.22	20.92	103.14	N/A	N/A	Peak
7		5850.000	41.30	21.21	62.52	-59.68	122.20	Peak
8		5855.000	42.20	21.23	63.43	-47.37	110.80	Peak
9		5875.000	40.78	21.31	62.09	-43.11	105.20	Peak
10		5925.000	41.61	21.50	63.11	-5.09	68.20	Peak
11	*	5979.800	42.02	21.71	63.74	-4.46	68.20	Peak

Note:

1. " *", means this data is the worst emission level.
2. C.F (Correction Factor) = Antenna Factor (dB)+ Cable Loss (dB) – Preamplifier(dB).
3. Measurement (dBuV/m) = Reading(dBuV) + C.F (Correction Factor).
4. The emission levels of other frequencies are very lower than the limit and not show in test report.

EUT	AX6600 Tri-Band Wi-Fi 6 Router	Date of Test	2020-04-27
Factor	BBHA 9120D_1-18GHz_2020	Temp. / Humidity	20.4°C /40.5%
Polarity	Vertical	Site / Test Engineer	AC1 / Kevin Ker
Test Mode	Transmit by 802.11ac-VHT80 at channel 5775MHz (CDD Mode N_{SS}=1)	Test Voltage	120V/60Hz

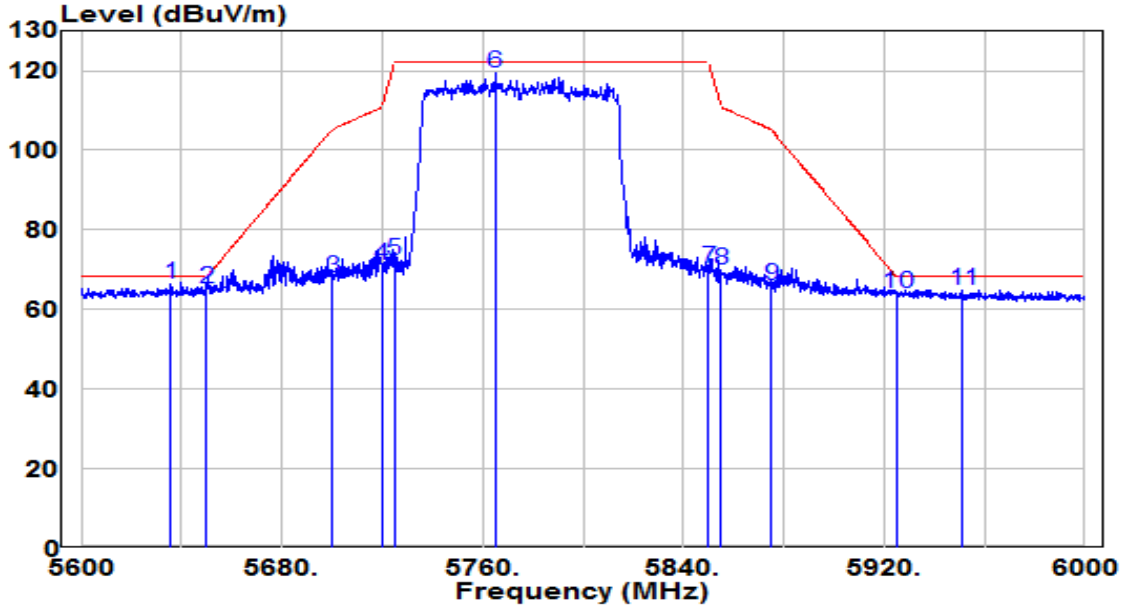

No		Frequency (MHz)	Reading (dBuV)	C.F (dB)	Measurement (dBuV/m)	Margin (dB)	Limit (dBuV/m)	Remark (QP/PK/AV)
1	*	5635.600	45.81	20.39	66.20	-2.00	68.20	Peak
2		5650.000	44.70	20.45	65.14	-3.06	68.20	Peak
3		5700.000	47.50	20.64	68.14	-37.06	105.20	Peak
4		5720.000	50.50	20.71	71.22	-39.58	110.80	Peak
5		5725.000	51.68	20.73	72.42	-49.78	122.20	Peak
6		5765.200	98.68	20.89	119.57	N/A	N/A	Peak
7		5850.000	49.18	21.21	70.40	-51.80	122.20	Peak
8		5855.000	48.75	21.23	69.98	-40.82	110.80	Peak
9		5875.000	44.88	21.31	66.19	-39.01	105.20	Peak
10		5925.000	42.50	21.50	64.00	-4.20	68.20	Peak
11		5951.200	43.38	21.60	64.99	-3.21	68.20	Peak

Note:

1. " *", means this data is the worst emission level.

2. C.F (Correction Factor) = Antenna Factor (dB)+ Cable Loss (dB) – Preamplifier(dB).

3. Measurement (dBuV/m) = Reading(dBuV) + C.F (Correction Factor).

4. The emission levels of other frequencies are very lower than the limit and not show in test report.

EUT	AX6600 Tri-Band Wi-Fi 6 Router	Date of Test	2020-04-27
Factor	BBHA 9120D_1-18GHz_2020	Temp. / Humidity	20.4°C /40.5%
Polarity	Horizontal	Site / Test Engineer	AC1 / Kevin Ker
Test Mode	Transmit by 802.11ac-VHT160 at channel 5570MHz (CDD Mode N_{SS}=1)	Test Voltage	120V/60Hz

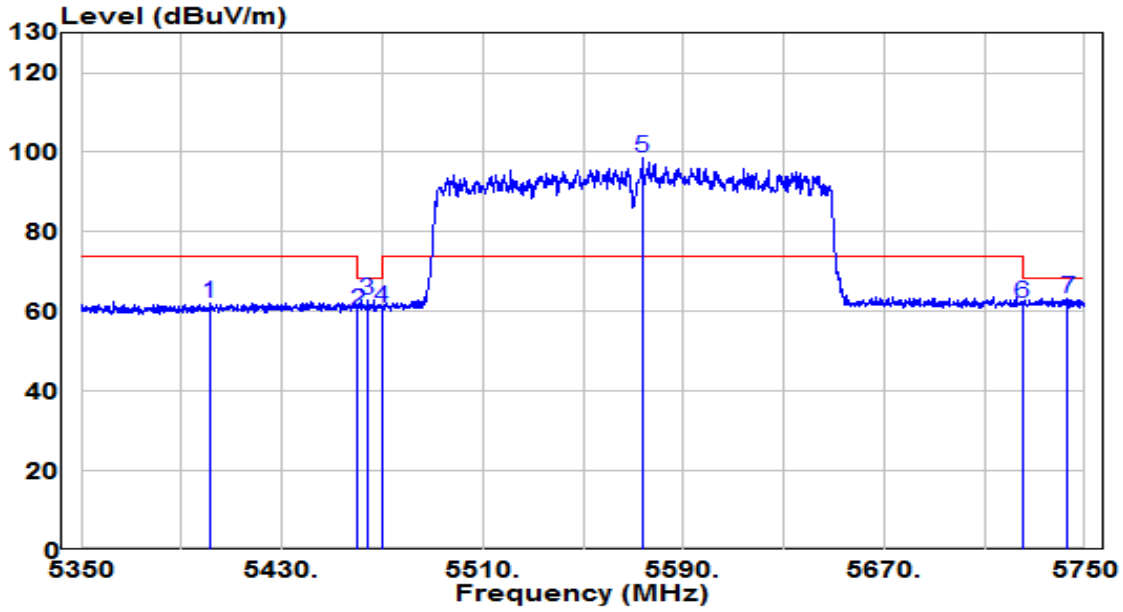

No		Frequency (MHz)	Reading (dBuV)	C.F (dB)	Measurement (dBuV/m)	Margin (dB)	Limit (dBuV/m)	Remark (QP/PK/AV)
1		5401.000	42.39	19.81	62.19	-11.81	74.00	Peak
2		5460.000	40.37	19.84	60.21	-7.99	68.20	Peak
3		5464.000	43.11	19.85	62.96	-5.24	68.20	Peak
4		5470.000	41.23	19.85	61.08	-7.12	68.20	Peak
5	*	5573.800	78.29	20.15	98.44	N/A	N/A	Peak
6		5725.000	41.22	20.73	61.95	-6.25	68.20	Peak
7		5743.200	42.60	20.80	63.40	-4.80	68.20	Peak

Note:

1. " *", means this data is the worst emission level.
2. C.F (Correction Factor) = Antenna Factor (dB)+ Cable Loss (dB) – Preamplifier(dB).
3. Measurement (dBuV/m) = Reading(dBuV) + C.F (Correction Factor).
4. The emission levels of other frequencies are very lower than the limit and not show in test report.

EUT	AX6600 Tri-Band Wi-Fi 6 Router	Date of Test	2020-04-27
Factor	BBHA 9120D_1-18GHz_2020	Temp. / Humidity	20.4°C /40.5%
Polarity	Horizontal	Site / Test Engineer	AC1 / Kevin Ker
Test Mode	Transmit by 802.11ac-VHT160 at channel 5570MHz (CDD Mode N_{SS}=1)	Test Voltage	120V/60Hz

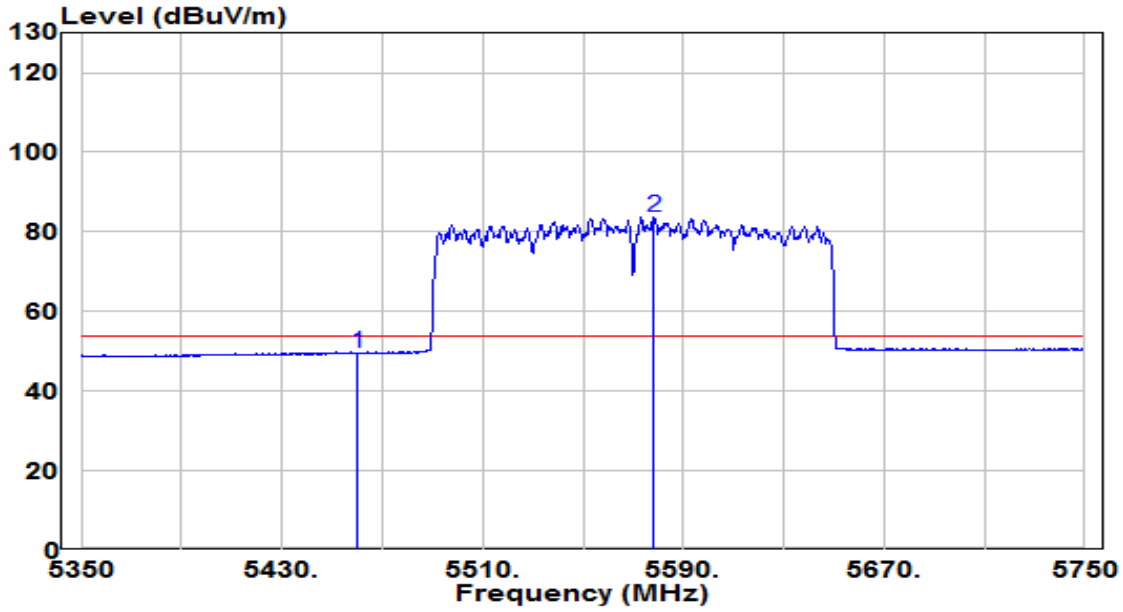

No		Frequency (MHz)	Reading (dBuV)	C.F (dB)	Measurement (dBuV/m)	Margin (dB)	Limit (dBuV/m)	Remark (QP/PK/AV)
1		5460.000	29.61	19.84	49.45	-4.55	54.00	Average
2	*	5578.000	63.55	20.17	83.72	N/A	N/A	Average

Note:

1. " *", means this data is the worst emission level.
2. C.F (Correction Factor) = Antenna Factor (dB)+ Cable Loss (dB) – Preamplifier(dB).
3. Measurement (dBuV/m) = Reading(dBuV) + C.F (Correction Factor).
4. The emission levels of other frequencies are very lower than the limit and not show in test report.

EUT	AX6600 Tri-Band Wi-Fi 6 Router	Date of Test	2020-04-27
Factor	BBHA 9120D_1-18GHz_2020	Temp. / Humidity	20.4°C /40.5%
Polarity	Vertical	Site / Test Engineer	AC1 / Kevin Ker
Test Mode	Transmit by 802.11ac-VHT160 at channel 5570MHz (CDD Mode N_{SS}=1)	Test Voltage	120V/60Hz

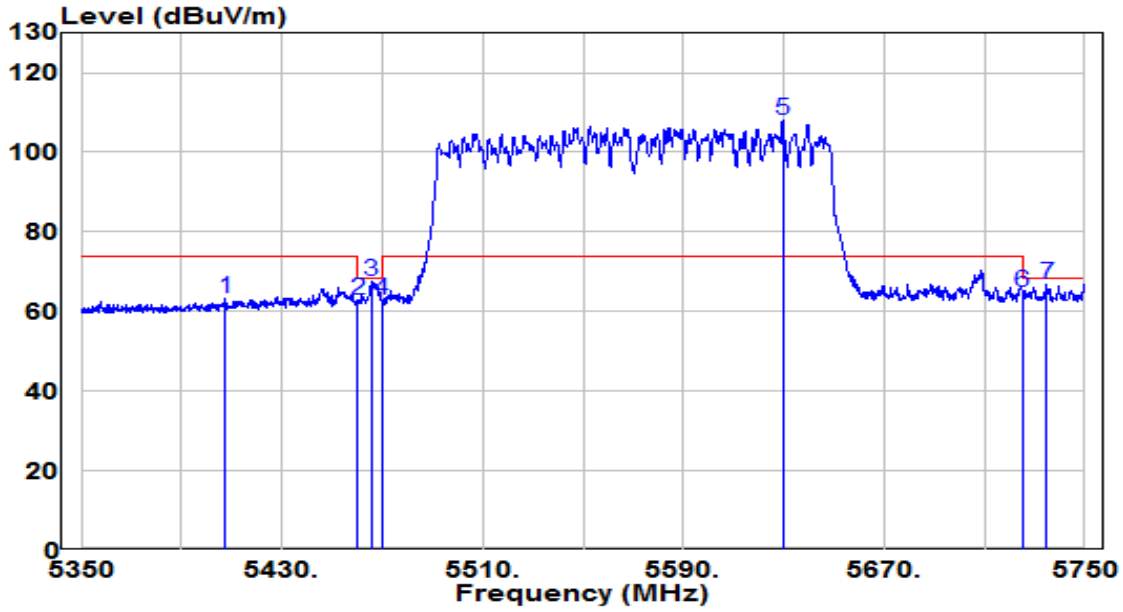

No		Frequency (MHz)	Reading (dBuV)	C.F (dB)	Measurement (dBuV/m)	Margin (dB)	Limit (dBuV/m)	Remark (QP/PK/AV)
1		5407.400	43.27	19.81	63.08	-10.92	74.00	Peak
2		5460.000	42.95	19.84	62.79	-5.41	68.20	Peak
3		5465.800	47.55	19.85	67.40	-0.80	68.20	Peak
4		5470.000	42.92	19.85	62.77	-5.43	68.20	Peak
5	*	5629.600	87.56	20.37	107.93	N/A	N/A	Peak
6		5725.000	44.03	20.73	64.76	-3.44	68.20	Peak
7		5734.600	46.08	20.77	66.85	-1.35	68.20	Peak

Note:

1. " *", means this data is the worst emission level.
2. C.F (Correction Factor) = Antenna Factor (dB)+ Cable Loss (dB) – Preamplifier(dB).
3. Measurement (dBuV/m) = Reading(dBuV) + C.F (Correction Factor).
4. The emission levels of other frequencies are very lower than the limit and not show in test report.

EUT	AX6600 Tri-Band Wi-Fi 6 Router	Date of Test	2020-04-27
Factor	BBHA 9120D_1-18GHz_2020	Temp. / Humidity	20.4°C /40.5%
Polarity	Vertical	Site / Test Engineer	AC1 / Kevin Ker
Test Mode	Transmit by 802.11ac-VHT160 at channel 5570MHz (CDD Mode N_{SS}=1)	Test Voltage	120V/60Hz

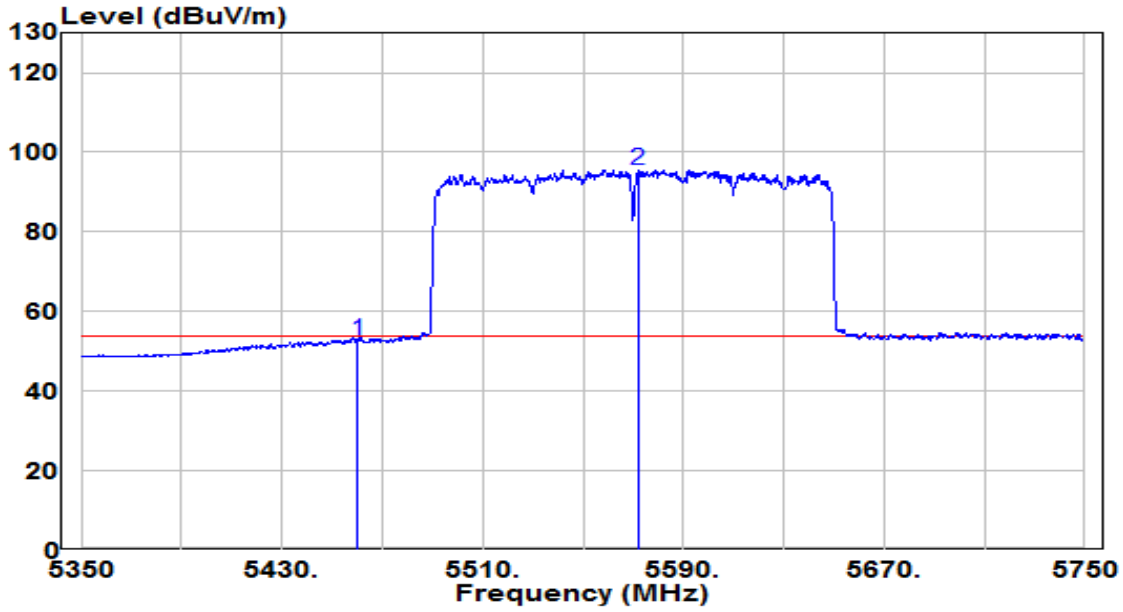

No		Frequency (MHz)	Reading (dBuV)	C.F (dB)	Measurement (dBuV/m)	Margin (dB)	Limit (dBuV/m)	Remark (QP/PK/AV)
1		5460.000	32.61	19.84	52.45	-1.55	54.00	Average
2	*	5572.000	75.48	20.15	95.62	N/A	N/A	Average

Note:

1. " *", means this data is the worst emission level.
2. C.F (Correction Factor) = Antenna Factor (dB)+ Cable Loss (dB) – Preamplifier(dB).
3. Measurement (dBuV/m) = Reading(dBuV) + C.F (Correction Factor).
4. The emission levels of other frequencies are very lower than the limit and not show in test report.

EUT	AX6600 Tri-Band Wi-Fi 6 Router	Date of Test	2020-04-27
Factor	BBHA 9120D_1-18GHz_2020	Temp. / Humidity	20.4°C /40.5%
Polarity	Horizontal	Site / Test Engineer	AC1 / Kevin Ker
Test Mode	Transmit by 802.11ax-HE20 at channel 5180MHz (CDD Mode N_{SS}=1)	Test Voltage	120V/60Hz

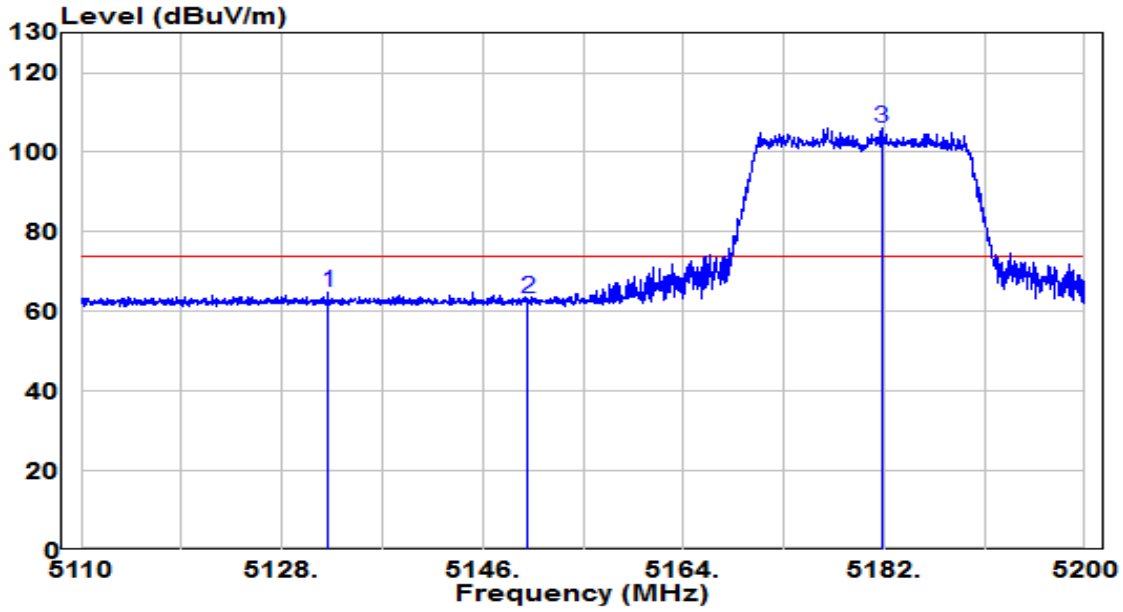

No		Frequency (MHz)	Reading (dBuV)	C.F (dB)	Measurement (dBuV/m)	Margin (dB)	Limit (dBuV/m)	Remark (QP/PK/AV)
1		5132.140	45.02	19.63	64.65	-9.35	74.00	Peak
2		5150.000	43.70	19.65	63.34	-10.66	74.00	Peak
3	*	5181.820	86.45	19.67	106.12	N/A	N/A	Peak

Note:

1. " *", means this data is the worst emission level.
2. C.F (Correction Factor) = Antenna Factor (dB)+ Cable Loss (dB) – Preamplifier(dB).
3. Measurement (dBuV/m) = Reading(dBuV) + C.F (Correction Factor).
4. The emission levels of other frequencies are very lower than the limit and not show in test report.

EUT	AX6600 Tri-Band Wi-Fi 6 Router	Date of Test	2020-04-27
Factor	BBHA 9120D_1-18GHz_2020	Temp. / Humidity	20.4°C /40.5%
Polarity	Horizontal	Site / Test Engineer	AC1 / Kevin Ker
Test Mode	Transmit by 802.11ax-HE20 at channel 5180MHz (CDD Mode N_{SS}=1)	Test Voltage	120V/60Hz

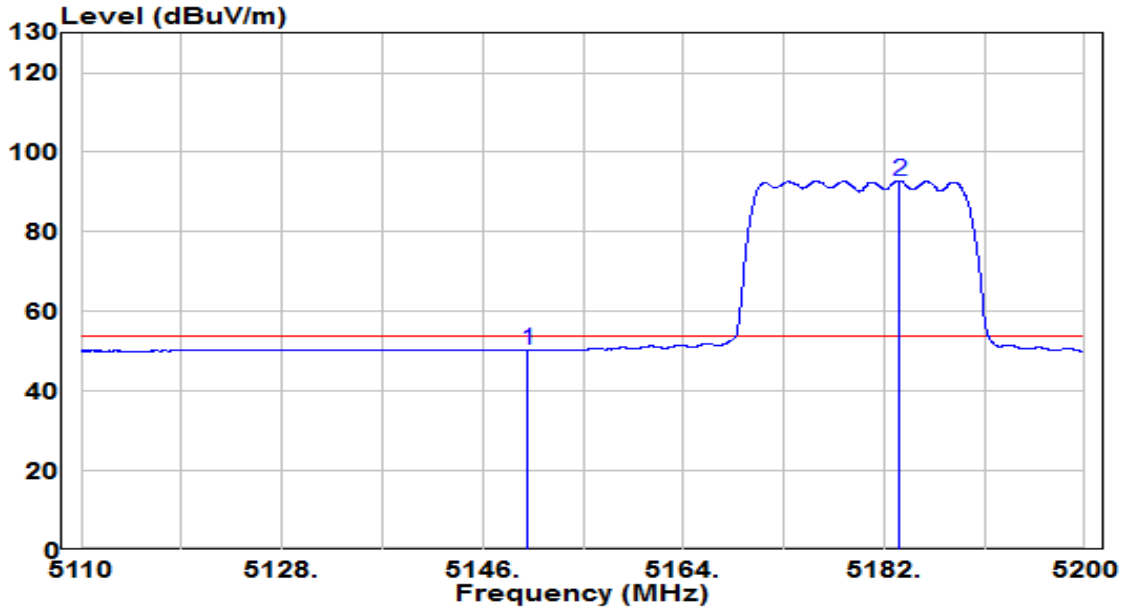

No		Frequency (MHz)	Reading (dBuV)	C.F (dB)	Measurement (dBuV/m)	Margin (dB)	Limit (dBuV/m)	Remark (QP/PK/AV)
1		5150.000	30.63	19.65	50.27	-3.73	54.00	Average
2	*	5183.350	73.11	19.67	92.78	N/A	N/A	Average

Note:

1. " *", means this data is the worst emission level.
2. C.F (Correction Factor) = Antenna Factor (dB)+ Cable Loss (dB) – Preamplifier(dB).
3. Measurement (dBuV/m) = Reading(dBuV) + C.F (Correction Factor).
4. The emission levels of other frequencies are very lower than the limit and not show in test report.

EUT	AX6600 Tri-Band Wi-Fi 6 Router	Date of Test	2020-04-27
Factor	BBHA 9120D_1-18GHz_2020	Temp. / Humidity	20.4°C /40.5%
Polarity	Vertical	Site / Test Engineer	AC1 / Kevin Ker
Test Mode	Transmit by 802.11ax-HE20 at channel 5180MHz (CDD Mode N_{SS}=1)	Test Voltage	120V/60Hz

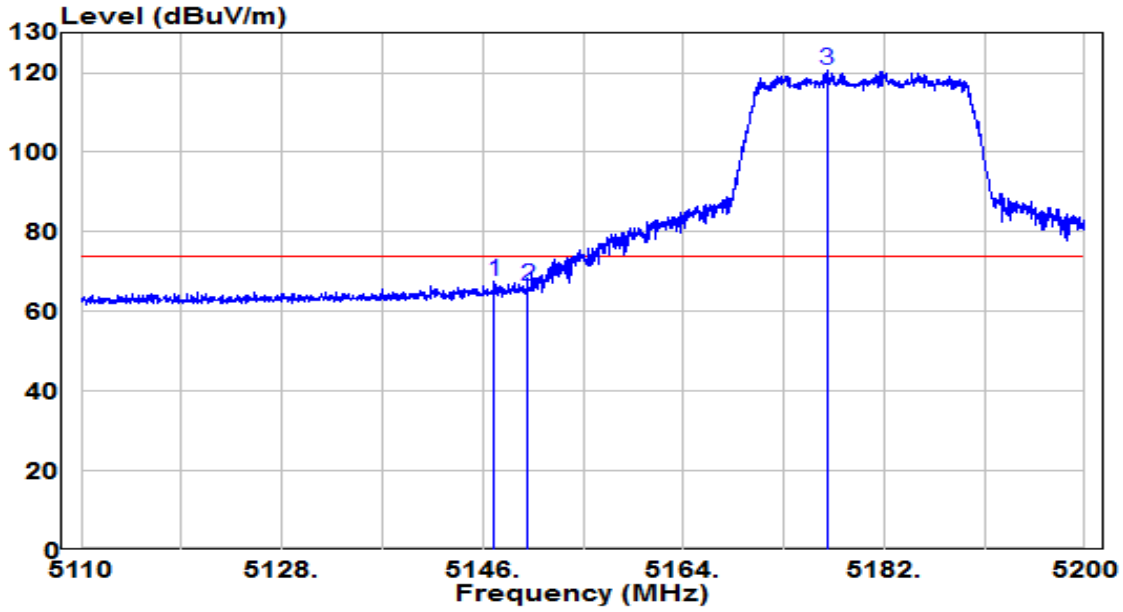

No		Frequency (MHz)	Reading (dBuV)	C.F (dB)	Measurement (dBuV/m)	Margin (dB)	Limit (dBuV/m)	Remark (QP/PK/AV)
1		5147.035	47.96	19.64	67.61	-6.39	74.00	Peak
2		5150.000	46.78	19.65	66.43	-7.57	74.00	Peak
3	*	5176.915	100.89	19.66	120.55	N/A	N/A	Peak

Note:

1. " *", means this data is the worst emission level.
2. C.F (Correction Factor) = Antenna Factor (dB)+ Cable Loss (dB) – Preamplifier(dB).
3. Measurement (dBuV/m) = Reading(dBuV) + C.F (Correction Factor).
4. The emission levels of other frequencies are very lower than the limit and not show in test report.

EUT	AX6600 Tri-Band Wi-Fi 6 Router	Date of Test	2020-04-27
Factor	BBHA 9120D_1-18GHz_2020	Temp. / Humidity	20.4°C /40.5%
Polarity	Vertical	Site / Test Engineer	AC1 / Kevin Ker
Test Mode	Transmit by 802.11ax-HE20 at channel 5180MHz (CDD Mode N_{SS}=1)	Test Voltage	120V/60Hz

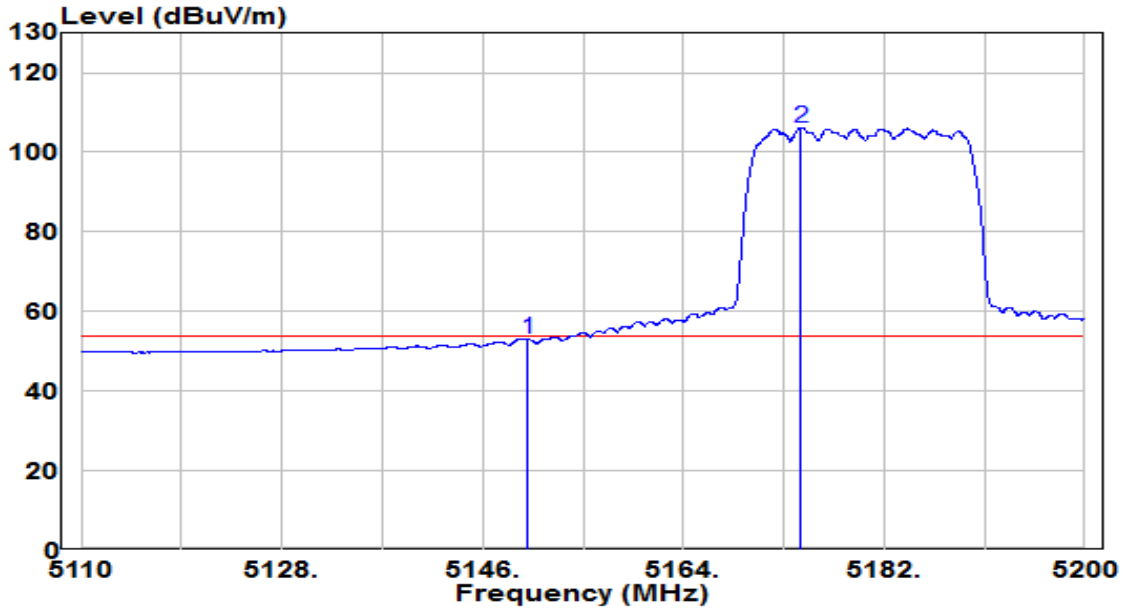

No		Frequency (MHz)	Reading (dBuV)	C.F (dB)	Measurement (dBuV/m)	Margin (dB)	Limit (dBuV/m)	Remark (QP/PK/AV)
1		5150.000	33.48	19.65	53.13	N/A	N/A	Average
2	*	5174.530	86.48	19.66	106.14	52.14	54.00	Average

Note:

1. " *", means this data is the worst emission level.
2. C.F (Correction Factor) = Antenna Factor (dB)+ Cable Loss (dB) – Preamplifier(dB).
3. Measurement (dBuV/m) = Reading(dBuV) + C.F (Correction Factor).
4. The emission levels of other frequencies are very lower than the limit and not show in test report.

EUT	AX6600 Tri-Band Wi-Fi 6 Router	Date of Test	2020-04-27
Factor	BBHA 9120D_1-18GHz_2020	Temp. / Humidity	20.4°C /40.5%
Polarity	Vertical	Site / Test Engineer	AC1 / Kevin Ker
Test Mode	Transmit by 802.11ax-HE20 at channel 5220MHz (CDD Mode N_{SS}=1)	Test Voltage	120V/60Hz

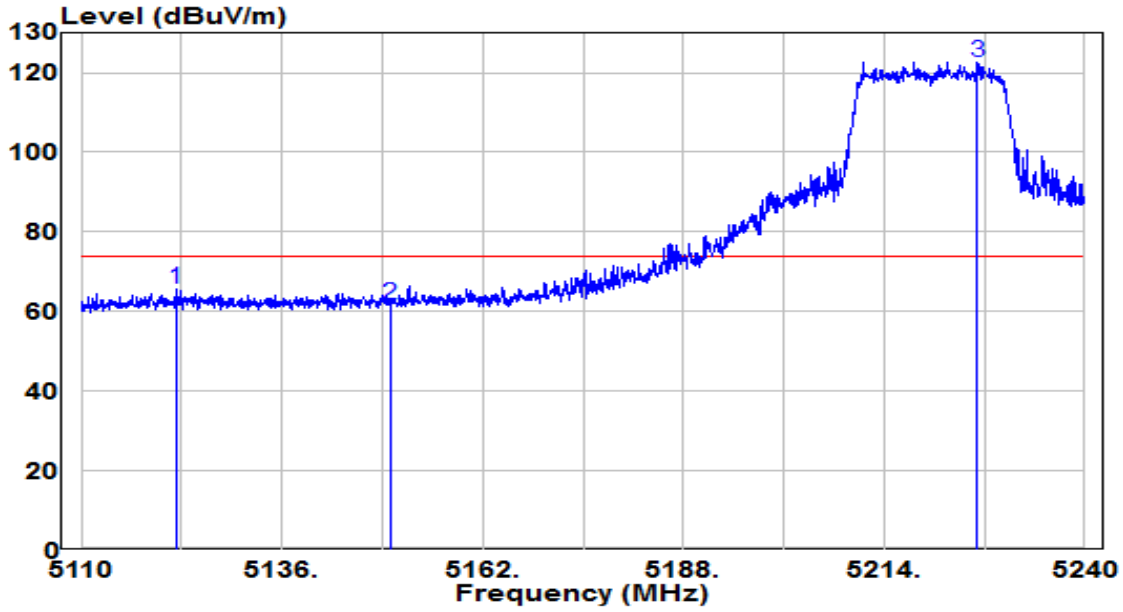

No		Frequency (MHz)	Reading (dBuV)	C.F (dB)	Measurement (dBuV/m)	Margin (dB)	Limit (dBuV/m)	Remark (QP/PK/AV)
1		5122.220	45.99	19.63	65.62	-8.38	74.00	Peak
2		5150.000	42.20	19.65	61.85	-12.15	74.00	Peak
3	*	5226.090	102.78	19.70	122.48	N/A	N/A	Peak

Note:

1. " *", means this data is the worst emission level.
2. C.F (Correction Factor) = Antenna Factor (dB)+ Cable Loss (dB) – Preamplifier(dB).
3. Measurement (dBuV/m) = Reading(dBuV) + C.F (Correction Factor).
4. The emission levels of other frequencies are very lower than the limit and not show in test report.

EUT	AX6600 Tri-Band Wi-Fi 6 Router	Date of Test	2020-04-27
Factor	BBHA 9120D_1-18GHz_2020	Temp. / Humidity	20.4°C /40.5%
Polarity	Vertical	Site / Test Engineer	AC1 / Kevin Ker
Test Mode	Transmit by 802.11ax-HE20 at channel 5220MHz (CDD Mode N_{SS}=1)	Test Voltage	120V/60Hz

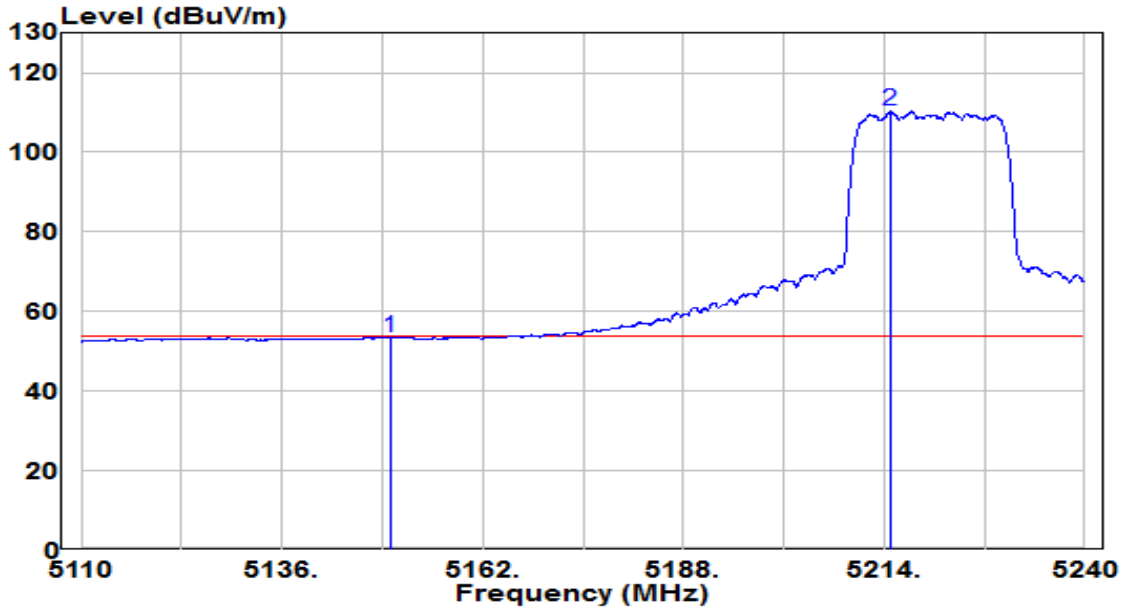

No		Frequency (MHz)	Reading (dBuV)	C.F (dB)	Measurement (dBuV/m)	Margin (dB)	Limit (dBuV/m)	Remark (QP/PK/AV)
1		5150.000	33.69	19.65	53.34	-0.66	54.00	Average
2	*	5214.780	90.56	19.69	110.25	N/A	N/A	Average

Note:

1. " *", means this data is the worst emission level.
2. C.F (Correction Factor) = Antenna Factor (dB)+ Cable Loss (dB) – Preamplifier(dB).
3. Measurement (dBuV/m) = Reading(dBuV) + C.F (Correction Factor).
4. The emission levels of other frequencies are very lower than the limit and not show in test report.

EUT	AX6600 Tri-Band Wi-Fi 6 Router	Date of Test	2020-04-27
Factor	BBHA 9120D_1-18GHz_2020	Temp. / Humidity	20.4°C /40.5%
Polarity	Horizontal	Site / Test Engineer	AC1 / Kevin Ker
Test Mode	Transmit by 802.11ax-HE20 at channel 5500MHz (CDD Mode N_{SS}=1)	Test Voltage	120V/60Hz

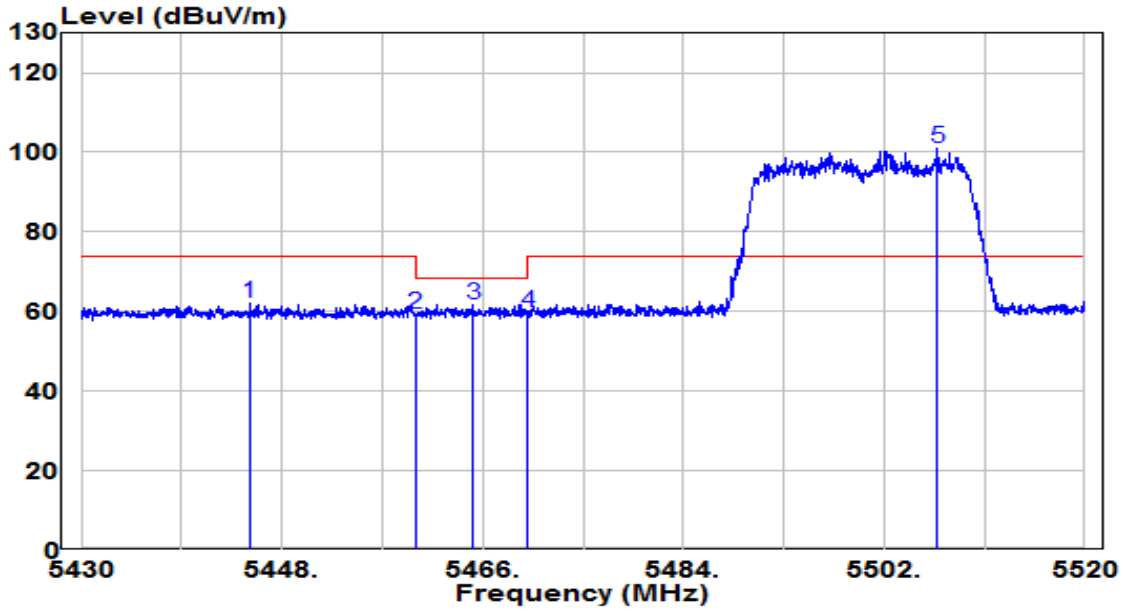

No		Frequency (MHz)	Reading (dBuV)	C.F (dB)	Measurement (dBuV/m)	Margin (dB)	Limit (dBuV/m)	Remark (QP/PK/AV)
1		5445.120	42.14	19.83	61.97	-12.03	74.00	Peak
2		5460.000	39.48	19.84	59.32	-8.88	68.20	Peak
3		5465.145	42.00	19.85	61.85	-6.35	68.20	Peak
4		5470.000	39.85	19.85	59.70	-8.50	68.20	Peak
5	*	5506.770	81.00	19.90	100.90	N/A	N/A	Peak

Note:

1. " *", means this data is the worst emission level.
2. C.F (Correction Factor) = Antenna Factor (dB)+ Cable Loss (dB) – Preamplifier(dB).
3. Measurement (dBuV/m) = Reading(dBuV) + C.F (Correction Factor).
4. The emission levels of other frequencies are very lower than the limit and not show in test report.

EUT	AX6600 Tri-Band Wi-Fi 6 Router	Date of Test	2020-04-27
Factor	BBHA 9120D_1-18GHz_2020	Temp. / Humidity	20.4°C /40.5%
Polarity	Horizontal	Site / Test Engineer	AC1 / Kevin Ker
Test Mode	Transmit by 802.11ax-HE20 at channel 5500MHz (CDD Mode N_{SS}=1)	Test Voltage	120V/60Hz

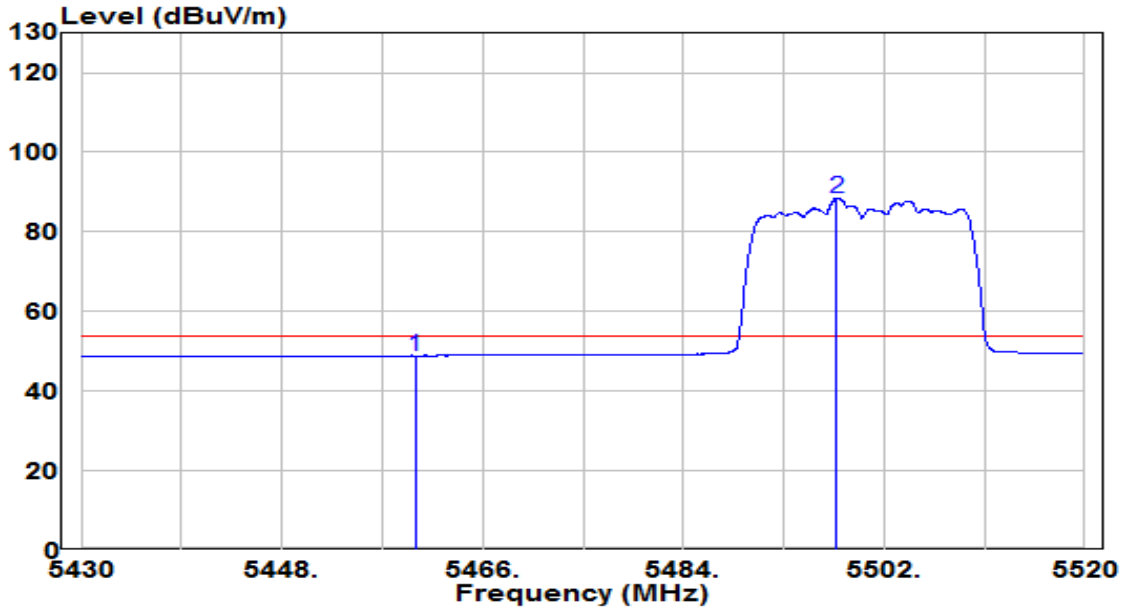

No		Frequency (MHz)	Reading (dBuV)	C.F (dB)	Measurement (dBuV/m)	Margin (dB)	Limit (dBuV/m)	Remark (QP/PK/AV)
1		5460.000	29.05	19.84	48.89	-5.11	54.00	Average
2	*	5497.770	68.63	19.88	88.51	N/A	N/A	Average

Note:

1. " *", means this data is the worst emission level.
2. C.F (Correction Factor) = Antenna Factor (dB)+ Cable Loss (dB) – Preamplifier(dB).
3. Measurement (dBuV/m) = Reading(dBuV) + C.F (Correction Factor).
4. The emission levels of other frequencies are very lower than the limit and not show in test report.

EUT	AX6600 Tri-Band Wi-Fi 6 Router	Date of Test	2020-04-27
Factor	BBHA 9120D_1-18GHz_2020	Temp. / Humidity	20.4°C /40.5%
Polarity	Vertical	Site / Test Engineer	AC1 / Kevin Ker
Test Mode	Transmit by 802.11ax-HE20 at channel 5500MHz (CDD Mode N_{SS}=1)	Test Voltage	120V/60Hz

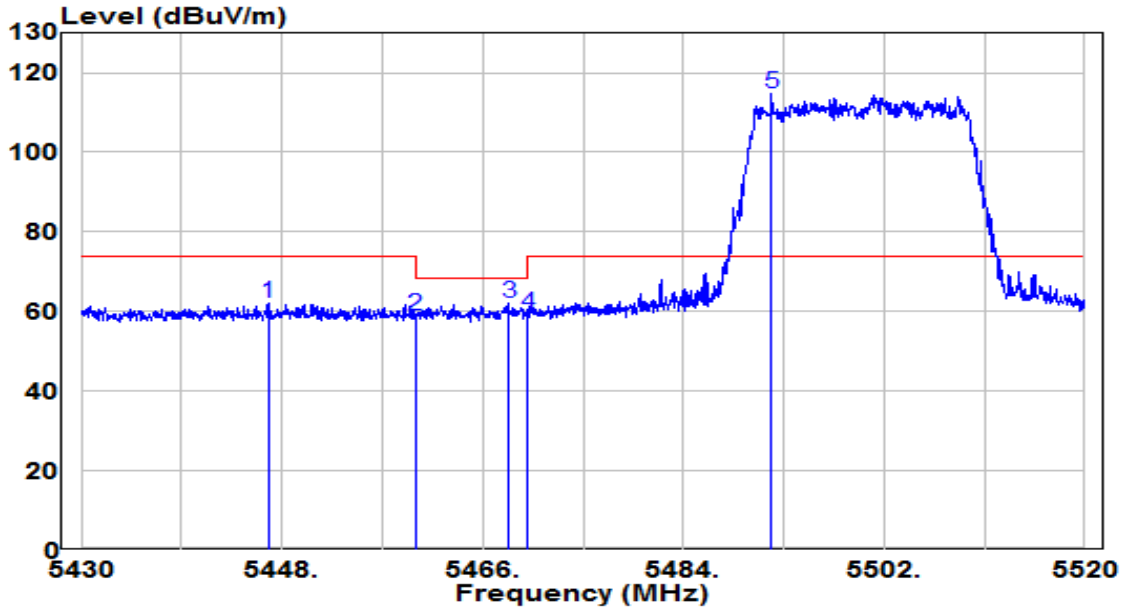

No		Frequency (MHz)	Reading (dBuV)	C.F (dB)	Measurement (dBuV/m)	Margin (dB)	Limit (dBuV/m)	Remark (QP/PK/AV)
1		5446.785	42.12	19.84	61.96	-12.04	74.00	Peak
2		5460.000	39.06	19.84	58.90	-9.30	68.20	Peak
3		5468.340	42.03	19.85	61.88	-6.32	68.20	Peak
4		5470.000	39.47	19.85	59.32	-8.88	68.20	Peak
5	*	5491.875	94.69	19.87	114.56	N/A	N/A	Peak

Note:

1. " *", means this data is the worst emission level.
2. C.F (Correction Factor) = Antenna Factor (dB)+ Cable Loss (dB) – Preamplifier(dB).
3. Measurement (dBuV/m) = Reading(dBuV) + C.F (Correction Factor).
4. The emission levels of other frequencies are very lower than the limit and not show in test report.

EUT	AX6600 Tri-Band Wi-Fi 6 Router	Date of Test	2020-04-27
Factor	BBHA 9120D_1-18GHz_2020	Temp. / Humidity	20.4°C /40.5%
Polarity	Vertical	Site / Test Engineer	AC1 / Kevin Ker
Test Mode	Transmit by 802.11ax-HE20 at channel 5500MHz (CDD Mode N_{SS}=1)	Test Voltage	120V/60Hz

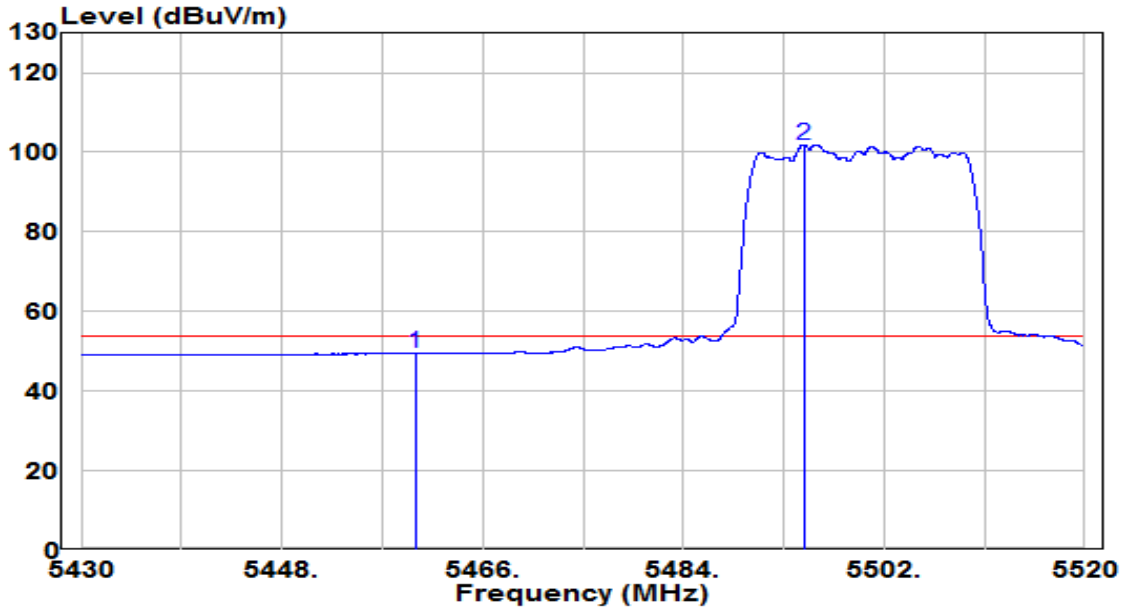

No		Frequency (MHz)	Reading (dBuV)	C.F (dB)	Measurement (dBuV/m)	Margin (dB)	Limit (dBuV/m)	Remark (QP/PK/AV)
1		5460.000	29.64	19.84	49.48	-4.52	54.00	Average
2	*	5494.800	81.94	19.87	101.81	N/A	N/A	Average

Note:

1. " *", means this data is the worst emission level.
2. C.F (Correction Factor) = Antenna Factor (dB)+ Cable Loss (dB) – Preamplifier(dB).
3. Measurement (dBuV/m) = Reading(dBuV) + C.F (Correction Factor).
4. The emission levels of other frequencies are very lower than the limit and not show in test report.

EUT	AX6600 Tri-Band Wi-Fi 6 Router	Date of Test	2020-04-27
Factor	BBHA 9120D_1-18GHz_2020	Temp. / Humidity	20.4°C /40.5%
Polarity	Horizontal	Site / Test Engineer	AC1 / Kevin Ker
Test Mode	Transmit by 802.11ax-HE20 at channel 5700MHz (CDD Mode N_{SS}=1)	Test Voltage	120V/60Hz

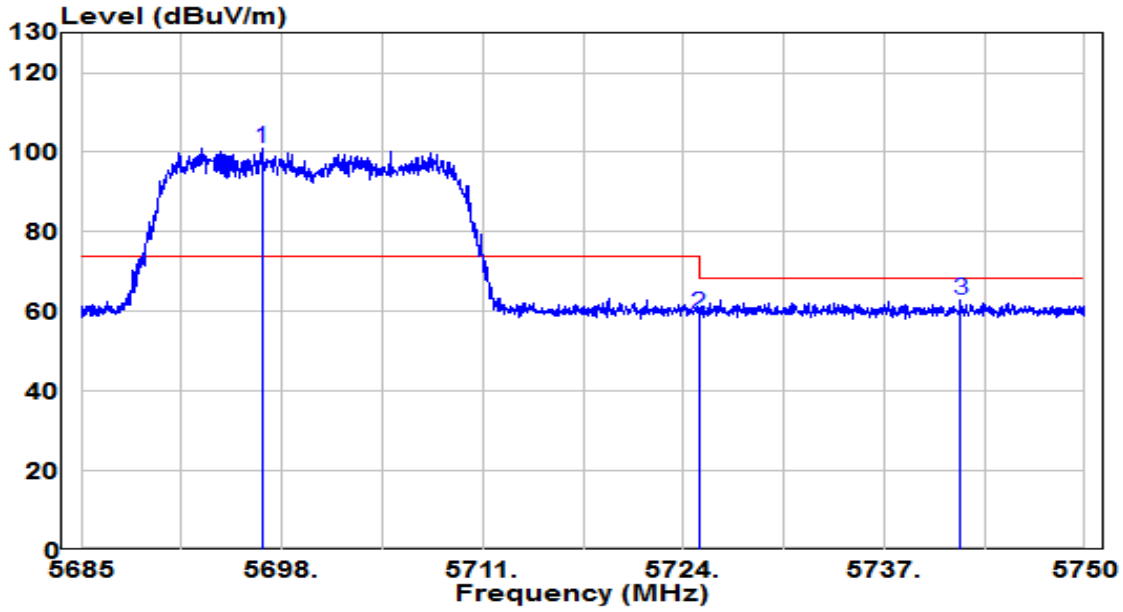

No		Frequency (MHz)	Reading (dBuV)	C.F (dB)	Measurement (dBuV/m)	Margin (dB)	Limit (dBuV/m)	Remark (QP/PK/AV)
1	*	5696.700	80.44	20.63	101.07	N/A	N/A	Peak
2		5725.000	38.61	20.73	59.34	-8.86	68.20	Peak
3		5741.940	42.09	20.80	62.89	-5.31	68.20	Peak

Note:

1. " *", means this data is the worst emission level.
2. C.F (Correction Factor) = Antenna Factor (dB)+ Cable Loss (dB) – Preamplifier(dB).
3. Measurement (dBuV/m) = Reading(dBuV) + C.F (Correction Factor).
4. The emission levels of other frequencies are very lower than the limit and not show in test report.

EUT	AX6600 Tri-Band Wi-Fi 6 Router	Date of Test	2020-04-27
Factor	BBHA 9120D_1-18GHz_2020	Temp. / Humidity	20.4°C /40.5%
Polarity	Vertical	Site / Test Engineer	AC1 / Kevin Ker
Test Mode	Transmit by 802.11ax-HE20 at channel 5700MHz (CDD Mode N_{SS}=1)	Test Voltage	120V/60Hz

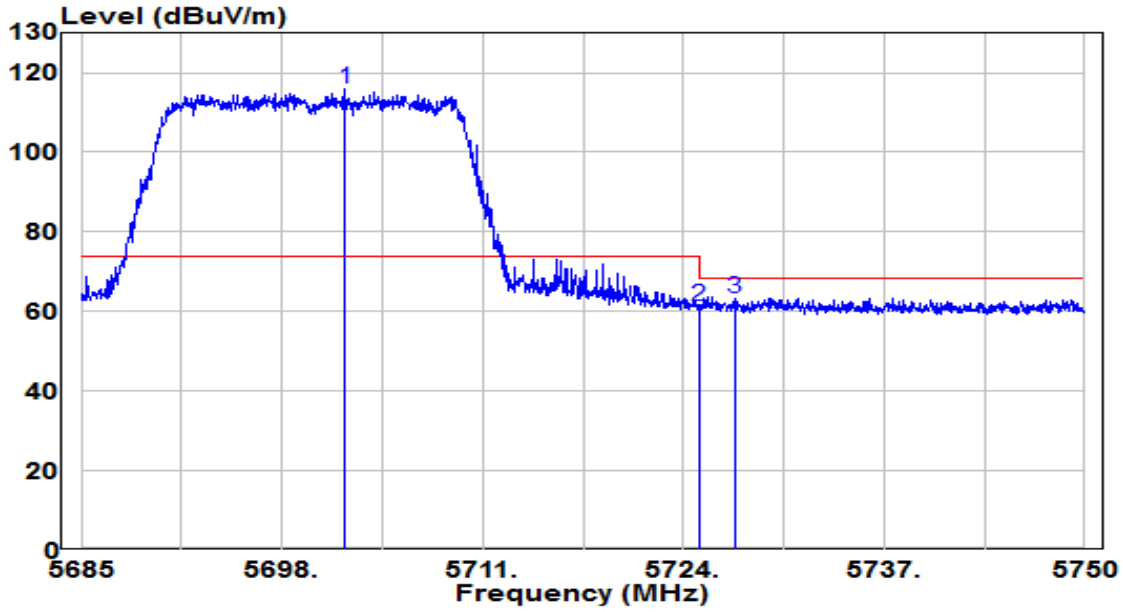

No		Frequency (MHz)	Reading (dBuV)	C.F (dB)	Measurement (dBuV/m)	Margin (dB)	Limit (dBuV/m)	Remark (QP/PK/AV)
1	*	5702.095	95.41	20.65	116.06	N/A	N/A	Peak
2		5725.000	40.73	20.73	61.46	-6.74	68.20	Peak
3		5727.348	42.46	20.74	63.20	-5.00	68.20	Peak

Note:

1. " *", means this data is the worst emission level.
2. C.F (Correction Factor) = Antenna Factor (dB)+ Cable Loss (dB) – Preamplifier(dB).
3. Measurement (dBuV/m) = Reading(dBuV) + C.F (Correction Factor).
4. The emission levels of other frequencies are very lower than the limit and not show in test report.

EUT	AX6600 Tri-Band Wi-Fi 6 Router	Date of Test	2020-04-27
Factor	BBHA 9120D_1-18GHz_2020	Temp. / Humidity	20.4°C /40.5%
Polarity	Horizontal	Site / Test Engineer	AC1 / Kevin Ker
Test Mode	Transmit by 802.11ax-HE20 at channel 5745MHz (CDD Mode N_{SS}=1)	Test Voltage	120V/60Hz

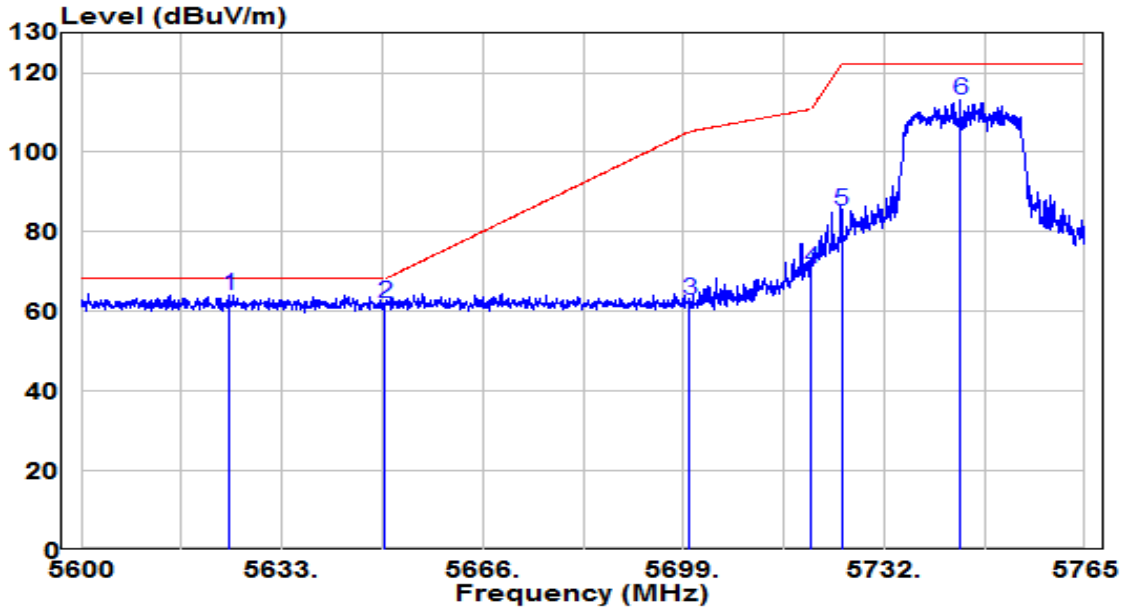

No		Frequency (MHz)	Reading (dBuV)	C.F (dB)	Measurement (dBuV/m)	Margin (dB)	Limit (dBuV/m)	Remark (QP/PK/AV)
1	*	5624.337	43.82	20.35	64.17	-4.03	68.20	Peak
2		5650.000	41.73	20.45	62.18	-6.02	68.20	Peak
3		5700.000	42.15	20.64	62.79	-42.41	105.20	Peak
4		5720.000	50.03	20.71	70.74	-40.06	110.80	Peak
5		5725.000	64.48	20.73	85.22	-36.98	122.20	Peak
6		5744.458	92.42	20.81	113.23	N/A	N/A	Peak

Note:

1. " *", means this data is the worst emission level.
2. C.F (Correction Factor) = Antenna Factor (dB)+ Cable Loss (dB) – Preamplifier(dB).
3. Measurement (dBuV/m) = Reading(dBuV) + C.F (Correction Factor).
4. The emission levels of other frequencies are very lower than the limit and not show in test report.

EUT	AX6600 Tri-Band Wi-Fi 6 Router	Date of Test	2020-04-27
Factor	BBHA 9120D_1-18GHz_2020	Temp. / Humidity	20.4°C /40.5%
Polarity	Vertical	Site / Test Engineer	AC1 / Kevin Ker
Test Mode	Transmit by 802.11ax-HE20 at channel 5745MHz (CDD Mode N_{SS}=1)	Test Voltage	120V/60Hz

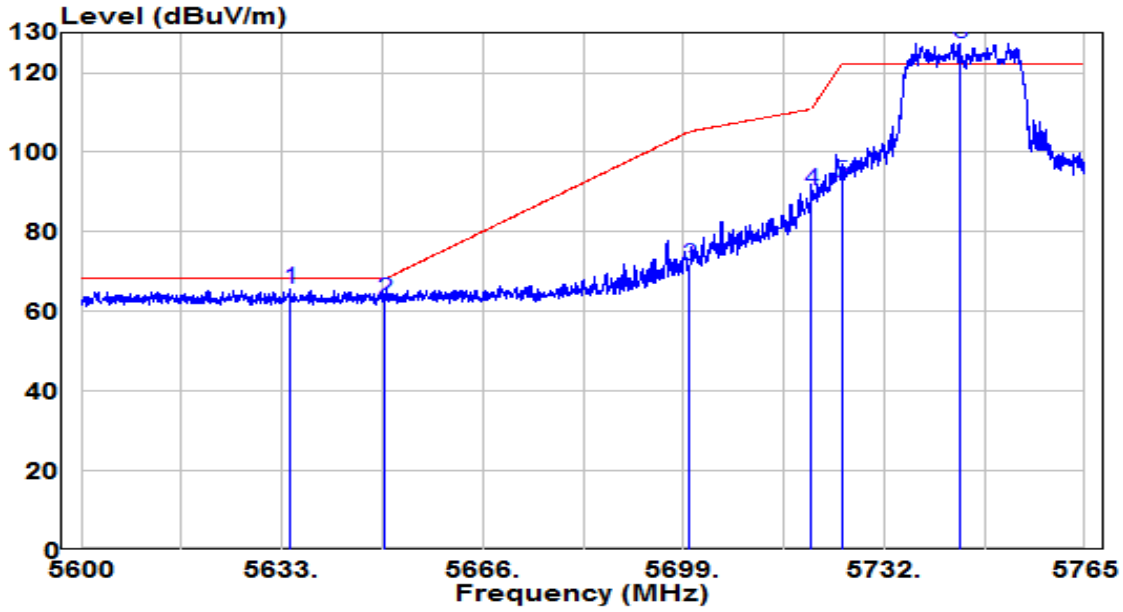

No		Frequency (MHz)	Reading (dBuV)	C.F (dB)	Measurement (dBuV/m)	Margin (dB)	Limit (dBuV/m)	Remark (QP/PK/AV)
1		5634.320	45.05	20.39	65.43	-2.77	68.20	Peak
2		5650.000	42.58	20.45	63.02	-5.18	68.20	Peak
3		5700.000	50.83	20.64	71.46	-33.74	105.20	Peak
4		5720.000	69.53	20.71	90.24	-20.56	110.80	Peak
5		5725.000	71.69	20.73	92.42	-29.78	122.20	Peak
6	*	5744.458	106.61	20.81	127.42	N/A	N/A	Peak

Note:

1. " *", means this data is the worst emission level.
2. C.F (Correction Factor) = Antenna Factor (dB)+ Cable Loss (dB) – Preamplifier(dB).
3. Measurement (dBuV/m) = Reading(dBuV) + C.F (Correction Factor).
4. The emission levels of other frequencies are very lower than the limit and not show in test report.

EUT	AX6600 Tri-Band Wi-Fi 6 Router	Date of Test	2020-04-27
Factor	BBHA 9120D_1-18GHz_2020	Temp. / Humidity	20.4°C /40.5%
Polarity	Horizontal	Site / Test Engineer	AC1 / Kevin Ker
Test Mode	Transmit by 802.11ax-HE20 at channel 5825MHz (CDD Mode N_{SS}=1)	Test Voltage	120V/60Hz

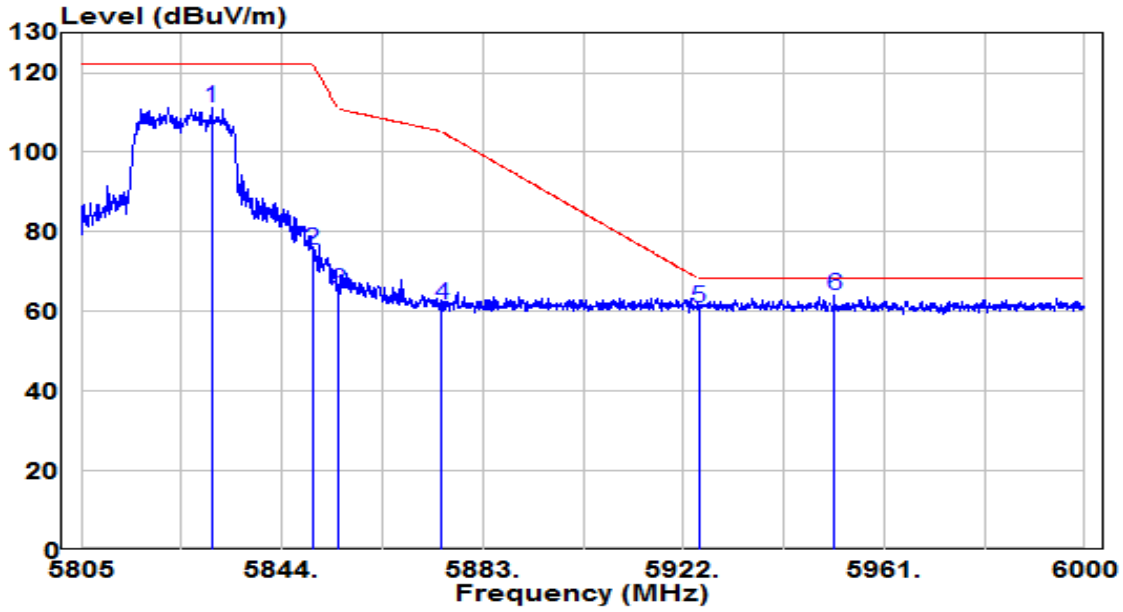

No		Frequency (MHz)	Reading (dBuV)	C.F (dB)	Measurement (dBuV/m)	Margin (dB)	Limit (dBuV/m)	Remark (QP/PK/AV)
1		5830.447	90.13	21.14	111.27	N/A	N/A	Peak
2		5850.000	54.17	21.21	75.39	-46.81	122.20	Peak
3		5855.000	44.15	21.23	65.38	-45.42	110.80	Peak
4		5875.000	40.25	21.31	61.56	-43.64	105.20	Peak
5		5925.000	39.27	21.50	60.77	-7.43	68.20	Peak
6	*	5951.348	42.36	21.60	63.96	-4.24	68.20	Peak

Note:

1. " *", means this data is the worst emission level.
2. C.F (Correction Factor) = Antenna Factor (dB)+ Cable Loss (dB) – Preamplifier(dB).
3. Measurement (dBuV/m) = Reading(dBuV) + C.F (Correction Factor).
4. The emission levels of other frequencies are very lower than the limit and not show in test report.

EUT	AX6600 Tri-Band Wi-Fi 6 Router	Date of Test	2020-04-27
Factor	BBHA 9120D_1-18GHz_2020	Temp. / Humidity	20.4°C /40.5%
Polarity	Vertical	Site / Test Engineer	AC1 / Kevin Ker
Test Mode	Transmit by 802.11ax-HE20 at channel 5825MHz (CDD Mode N_{SS}=1)	Test Voltage	120V/60Hz

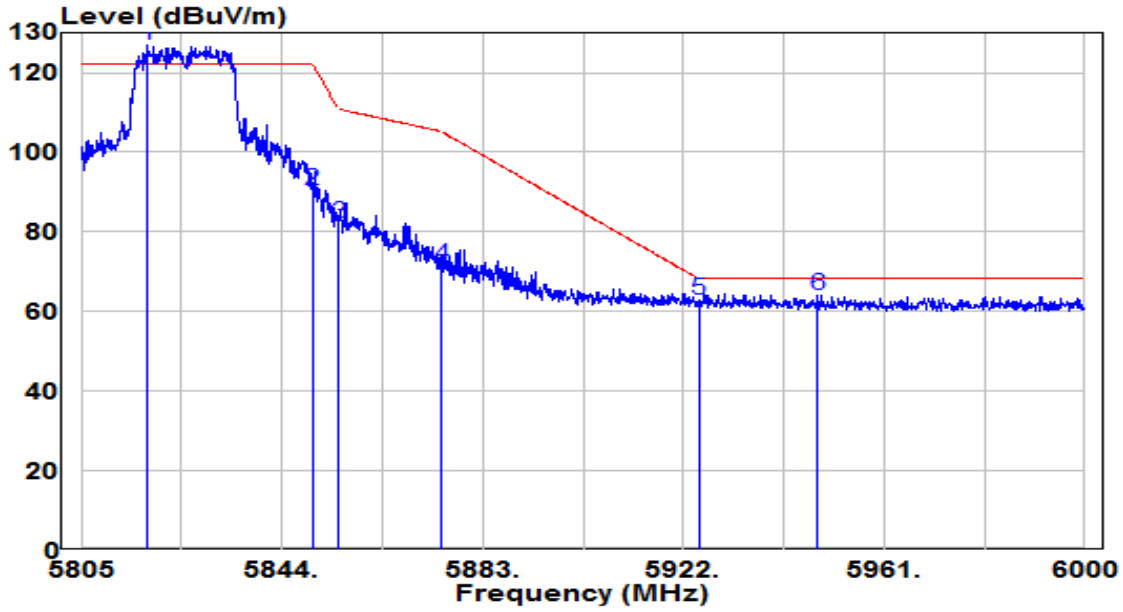

No		Frequency (MHz)	Reading (dBuV)	C.F (dB)	Measurement (dBuV/m)	Margin (dB)	Limit (dBuV/m)	Remark (QP/PK/AV)
1	*	5817.967	105.90	21.09	126.99	N/A	N/A	Peak
2		5850.000	69.12	21.21	90.34	-31.86	122.20	Peak
3		5855.000	60.80	21.23	82.04	-28.76	110.80	Peak
4		5875.000	50.35	21.31	71.66	-33.54	105.20	Peak
5		5925.000	41.34	21.50	62.84	-5.36	68.20	Peak
6		5948.033	42.30	21.59	63.89	-4.31	68.20	Peak

Note:

1. " *", means this data is the worst emission level.
2. C.F (Correction Factor) = Antenna Factor (dB)+ Cable Loss (dB) – Preamplifier(dB).
3. Measurement (dBuV/m) = Reading(dBuV) + C.F (Correction Factor).
4. The emission levels of other frequencies are very lower than the limit and not show in test report.

EUT	AX6600 Tri-Band Wi-Fi 6 Router	Date of Test	2020-04-27
Factor	BBHA 9120D_1-18GHz_2020	Temp. / Humidity	20.4°C /40.5%
Polarity	Horizontal	Site / Test Engineer	AC1 / Kevin Ker
Test Mode	Transmit by 802.11ax-HE40 at channel 5190MHz (CDD Mode N_{SS}=1)	Test Voltage	120V/60Hz

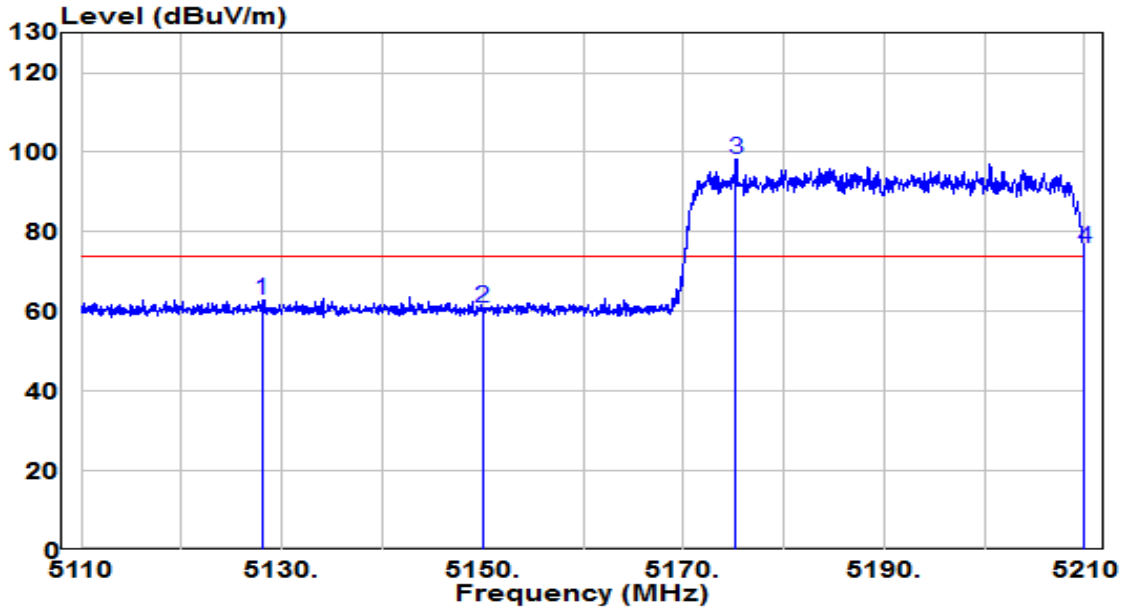

No		Frequency (MHz)	Reading (dBuV)	C.F (dB)	Measurement (dBuV/m)	Margin (dB)	Limit (dBuV/m)	Remark (QP/PK/AV)
1		5128.050	43.26	19.63	62.89	-11.11	74.00	Peak
2		5150.000	41.43	19.65	61.07	-12.93	74.00	Peak
3	*	5175.250	78.56	19.66	98.23	N/A	N/A	Peak
4		5210.000	56.31	19.68	76.00	2.00	74.00	Peak

Note:

1. " *", means this data is the worst emission level.
2. C.F (Correction Factor) = Antenna Factor (dB)+ Cable Loss (dB) – Preamplifier(dB).
3. Measurement (dBuV/m) = Reading(dBuV) + C.F (Correction Factor).
4. The emission levels of other frequencies are very lower than the limit and not show in test report.

EUT	AX6600 Tri-Band Wi-Fi 6 Router	Date of Test	2020-04-27
Factor	BBHA 9120D_1-18GHz_2020	Temp. / Humidity	20.4°C /40.5%
Polarity	Horizontal	Site / Test Engineer	AC1 / Kevin Ker
Test Mode	Transmit by 802.11ax-HE40 at channel 5190MHz (CDD Mode N_{SS}=1)	Test Voltage	120V/60Hz

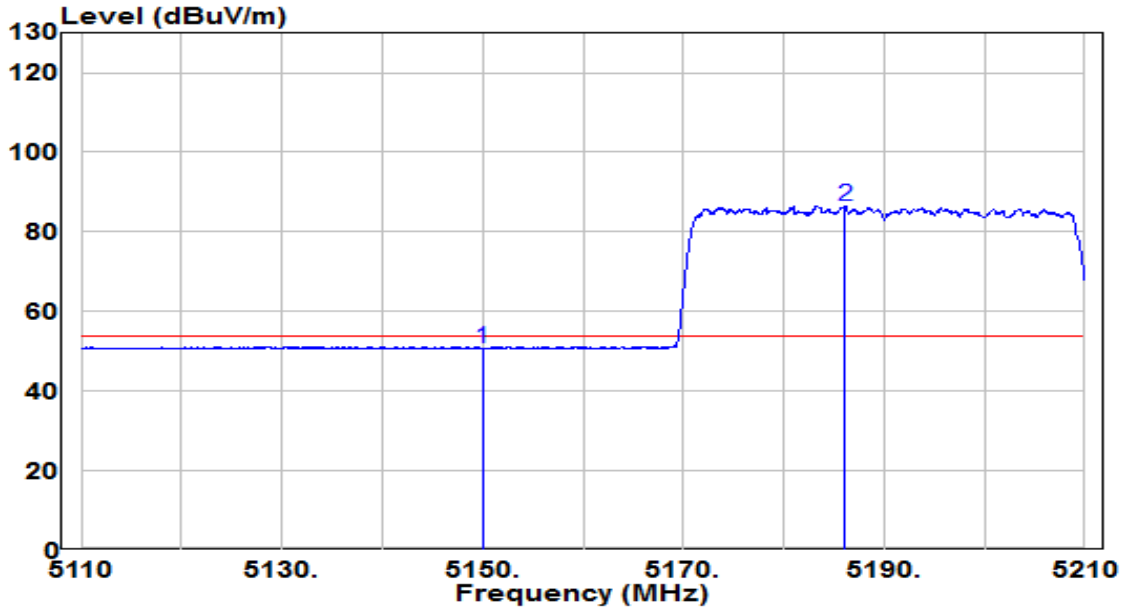

No		Frequency (MHz)	Reading (dBuV)	C.F (dB)	Measurement (dBuV/m)	Margin (dB)	Limit (dBuV/m)	Remark (QP/PK/AV)
1		5150.000	31.17	19.65	50.82	-3.18	54.00	Average
2	*	5186.100	66.68	19.67	86.35	N/A	N/A	Average

Note:

1. " *", means this data is the worst emission level.
2. C.F (Correction Factor) = Antenna Factor (dB)+ Cable Loss (dB) – Preamplifier(dB).
3. Measurement (dBuV/m) = Reading(dBuV) + C.F (Correction Factor).
4. The emission levels of other frequencies are very lower than the limit and not show in test report.

EUT	AX6600 Tri-Band Wi-Fi 6 Router	Date of Test	2020-04-27
Factor	BBHA 9120D_1-18GHz_2020	Temp. / Humidity	20.4°C /40.5%
Polarity	Vertical	Site / Test Engineer	AC1 / Kevin Ker
Test Mode	Transmit by 802.11ax-HE40 at channel 5190MHz (CDD Mode N_{SS}=1)	Test Voltage	120V/60Hz

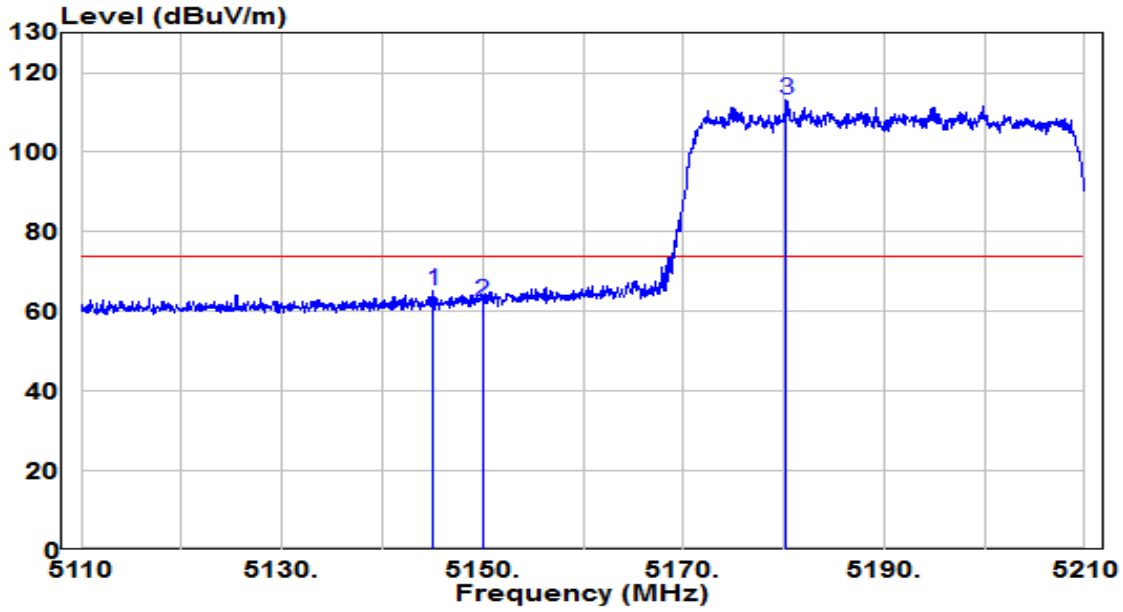

No		Frequency (MHz)	Reading (dBuV)	C.F (dB)	Measurement (dBuV/m)	Margin (dB)	Limit (dBuV/m)	Remark (QP/PK/AV)
1		5145.050	45.50	19.64	65.14	-8.86	74.00	Peak
2		5150.000	42.94	19.65	62.58	-11.42	74.00	Peak
3	*	5180.250	93.62	19.67	113.28	N/A	N/A	Peak

Note:

1. " *", means this data is the worst emission level.
2. C.F (Correction Factor) = Antenna Factor (dB)+ Cable Loss (dB) – Preamplifier(dB).
3. Measurement (dBuV/m) = Reading(dBuV) + C.F (Correction Factor).
4. The emission levels of other frequencies are very lower than the limit and not show in test report.

EUT	AX6600 Tri-Band Wi-Fi 6 Router	Date of Test	2020-04-27
Factor	BBHA 9120D_1-18GHz_2020	Temp. / Humidity	20.4°C /40.5%
Polarity	Vertical	Site / Test Engineer	AC1 / Kevin Ker
Test Mode	Transmit by 802.11ax-HE40 at channel 5190MHz (CDD Mode N_{SS}=1)	Test Voltage	120V/60Hz

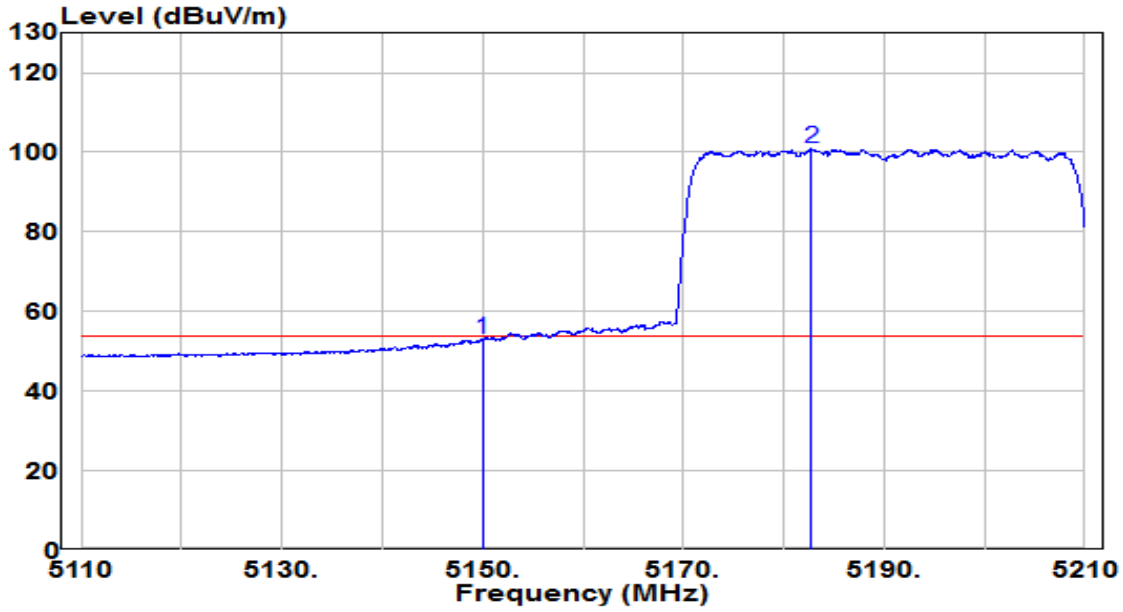

No		Frequency (MHz)	Reading (dBuV)	C.F (dB)	Measurement (dBuV/m)	Margin (dB)	Limit (dBuV/m)	Remark (QP/PK/AV)
1		5150.000	33.28	19.65	52.93	-1.07	54.00	Average
2	*	5182.750	81.17	19.67	100.84	N/A	N/A	Average

Note:

1. " *", means this data is the worst emission level.
2. C.F (Correction Factor) = Antenna Factor (dB)+ Cable Loss (dB) – Preamplifier(dB).
3. Measurement (dBuV/m) = Reading(dBuV) + C.F (Correction Factor).
4. The emission levels of other frequencies are very lower than the limit and not show in test report.

EUT	AX6600 Tri-Band Wi-Fi 6 Router	Date of Test	2020-04-27
Factor	BBHA 9120D_1-18GHz_2020	Temp. / Humidity	20.4°C /40.5%
Polarity	Vertical	Site / Test Engineer	AC1 / Kevin Ker
Test Mode	Transmit by 802.11ax-HE40 at channel 5230MHz (CDD Mode N_{SS}=1)	Test Voltage	120V/60Hz

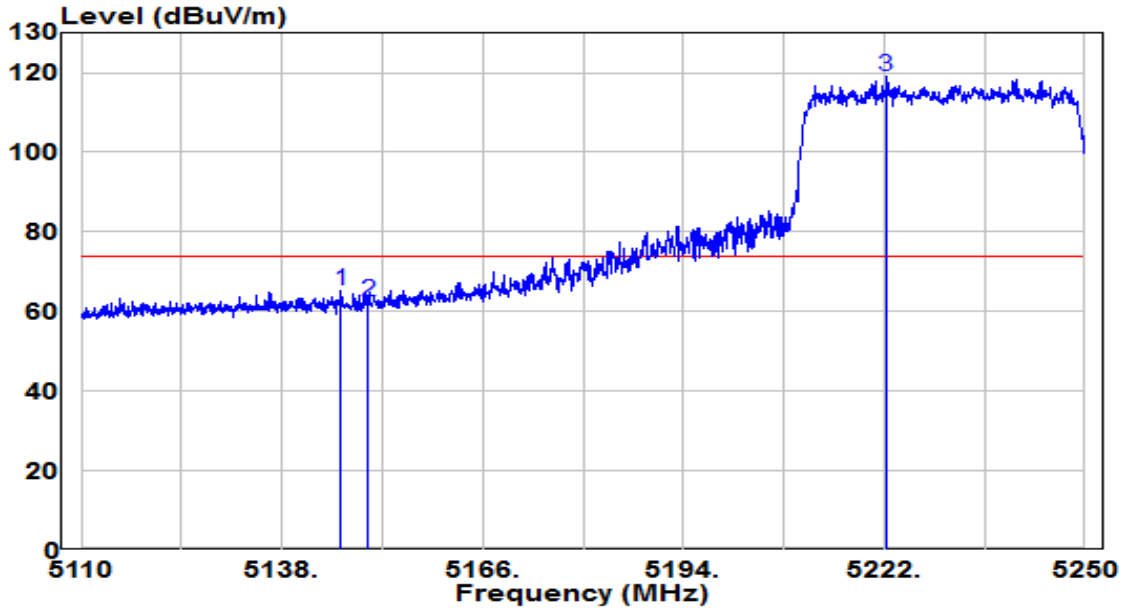

No		Frequency (MHz)	Reading (dBuV)	C.F (dB)	Measurement (dBuV/m)	Margin (dB)	Limit (dBuV/m)	Remark (QP/PK/AV)
1		5146.260	45.58	19.64	65.23	-8.77	74.00	Peak
2		5150.000	42.63	19.65	62.28	-11.72	74.00	Peak
3	*	5222.280	99.22	19.69	118.91	N/A	N/A	Peak

Note:

1. " *", means this data is the worst emission level.
2. C.F (Correction Factor) = Antenna Factor (dB)+ Cable Loss (dB) – Preamplifier(dB).
3. Measurement (dBuV/m) = Reading(dBuV) + C.F (Correction Factor).
4. The emission levels of other frequencies are very lower than the limit and not show in test report.

EUT	AX6600 Tri-Band Wi-Fi 6 Router	Date of Test	2020-04-27
Factor	BBHA 9120D_1-18GHz_2020	Temp. / Humidity	20.4°C /40.5%
Polarity	Vertical	Site / Test Engineer	AC1 / Kevin Ker
Test Mode	Transmit by 802.11ax-HE40 at channel 5230MHz (CDD Mode N_{SS}=1)	Test Voltage	120V/60Hz

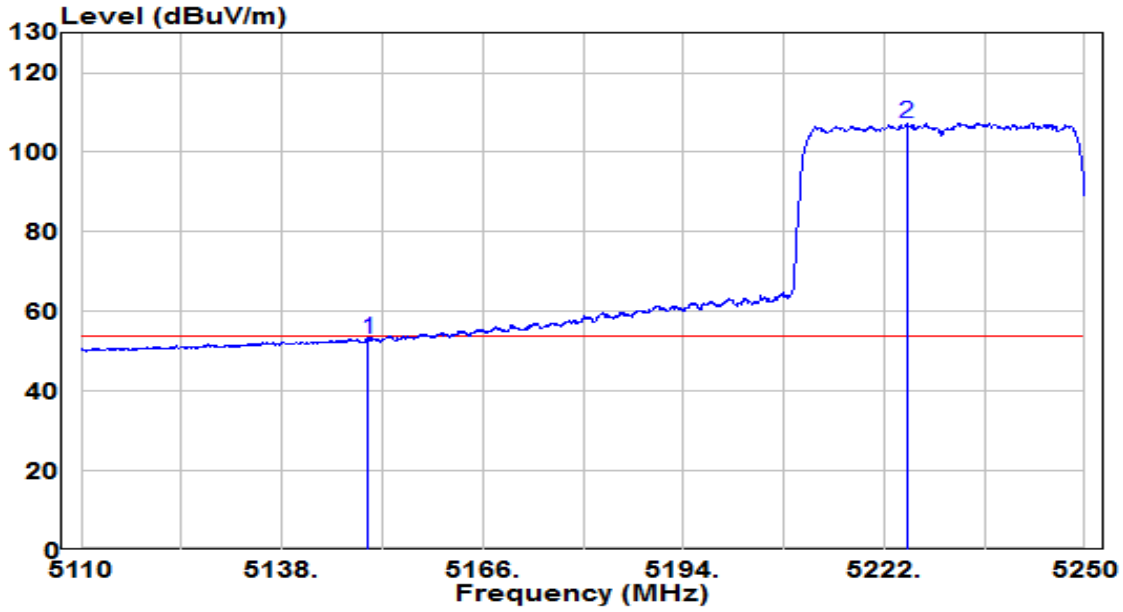

No		Frequency (MHz)	Reading (dBuV)	C.F (dB)	Measurement (dBuV/m)	Margin (dB)	Limit (dBuV/m)	Remark (QP/PK/AV)
1		5149.970	33.49	19.65	53.13	-0.87	54.00	Average
2	*	5225.220	87.70	19.69	107.40	N/A	N/A	Average

Note:

1. " *", means this data is the worst emission level.
2. C.F (Correction Factor) = Antenna Factor (dB)+ Cable Loss (dB) – Preamplifier(dB).
3. Measurement (dBuV/m) = Reading(dBuV) + C.F (Correction Factor).
4. The emission levels of other frequencies are very lower than the limit and not show in test report.

EUT	AX6600 Tri-Band Wi-Fi 6 Router	Date of Test	2020-04-27
Factor	BBHA 9120D_1-18GHz_2020	Temp. / Humidity	20.4°C /40.5%
Polarity	Horizontal	Site / Test Engineer	AC1 / Kevin Ker
Test Mode	Transmit by 802.11ax-HE40 at channel 5510MHz (CDD Mode N_{SS}=1)	Test Voltage	120V/60Hz

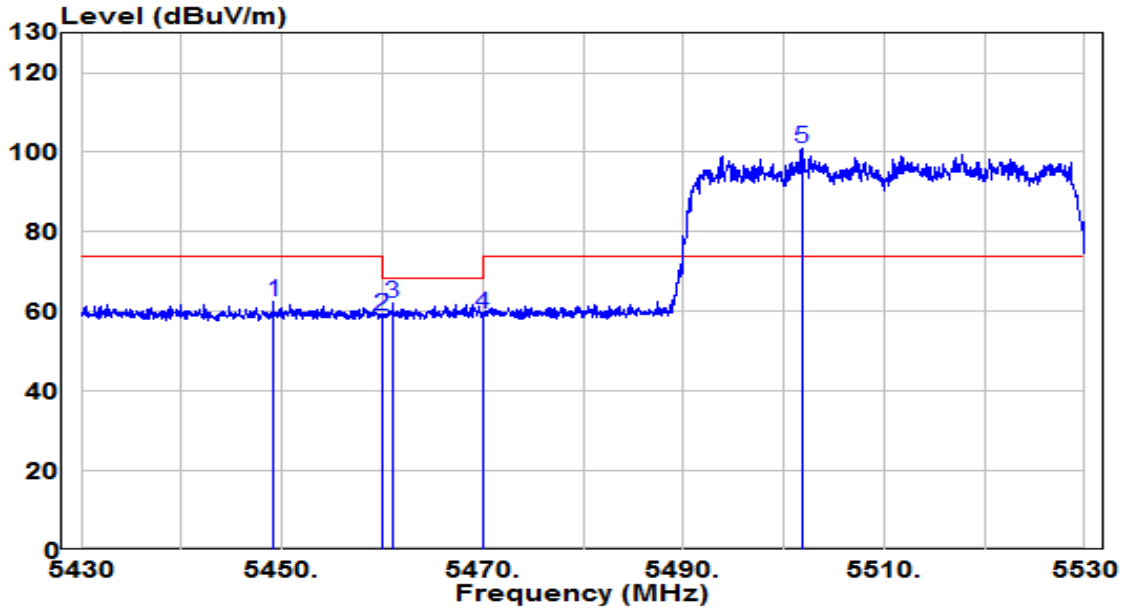

No		Frequency (MHz)	Reading (dBuV)	C.F (dB)	Measurement (dBuV/m)	Margin (dB)	Limit (dBuV/m)	Remark (QP/PK/AV)
1		5449.150	42.50	19.84	62.34	-11.66	74.00	Peak
2		5460.000	38.92	19.84	58.76	-9.44	68.20	Peak
3		5461.000	42.06	19.84	61.90	-6.30	68.20	Peak
4		5470.000	39.34	19.85	59.19	-9.01	68.20	Peak
5	*	5501.800	80.98	19.88	100.86	N/A	N/A	Peak

Note:

1. " *", means this data is the worst emission level.
2. C.F (Correction Factor) = Antenna Factor (dB)+ Cable Loss (dB) – Preamplifier(dB).
3. Measurement (dBuV/m) = Reading(dBuV) + C.F (Correction Factor).
4. The emission levels of other frequencies are very lower than the limit and not show in test report.

EUT	AX6600 Tri-Band Wi-Fi 6 Router	Date of Test	2020-04-27
Factor	BBHA 9120D_1-18GHz_2020	Temp. / Humidity	20.4°C /40.5%
Polarity	Horizontal	Site / Test Engineer	AC1 / Kevin Ker
Test Mode	Transmit by 802.11ax-HE40 at channel 5510MHz (CDD Mode N_{SS}=1)	Test Voltage	120V/60Hz

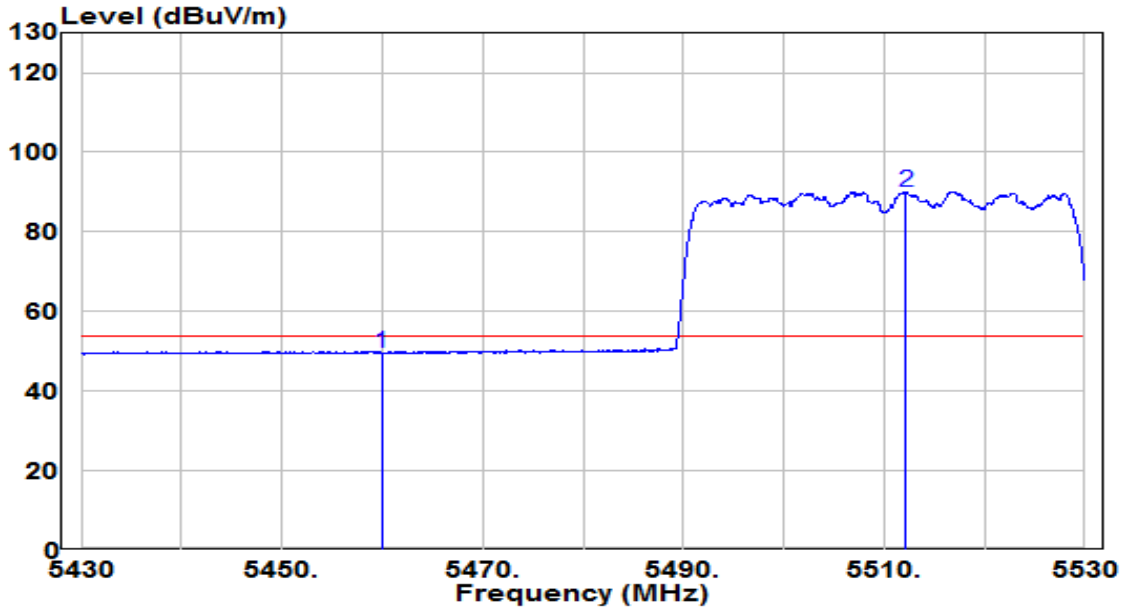

No		Frequency (MHz)	Reading (dBuV)	C.F (dB)	Measurement (dBuV/m)	Margin (dB)	Limit (dBuV/m)	Remark (QP/PK/AV)
1		5460.000	29.75	19.84	49.60	-4.40	54.00	Average
2	*	5512.200	70.20	19.92	90.11	N/A	N/A	Average

Note:

1. " *", means this data is the worst emission level.
2. C.F (Correction Factor) = Antenna Factor (dB)+ Cable Loss (dB) – Preamplifier(dB).
3. Measurement (dBuV/m) = Reading(dBuV) + C.F (Correction Factor).
4. The emission levels of other frequencies are very lower than the limit and not show in test report.

EUT	AX6600 Tri-Band Wi-Fi 6 Router	Date of Test	2020-04-27
Factor	BBHA 9120D_1-18GHz_2020	Temp. / Humidity	20.4°C /40.5%
Polarity	Vertical	Site / Test Engineer	AC1 / Kevin Ker
Test Mode	Transmit by 802.11ax-HE40 at channel 5510MHz (CDD Mode N_{SS}=1)	Test Voltage	120V/60Hz

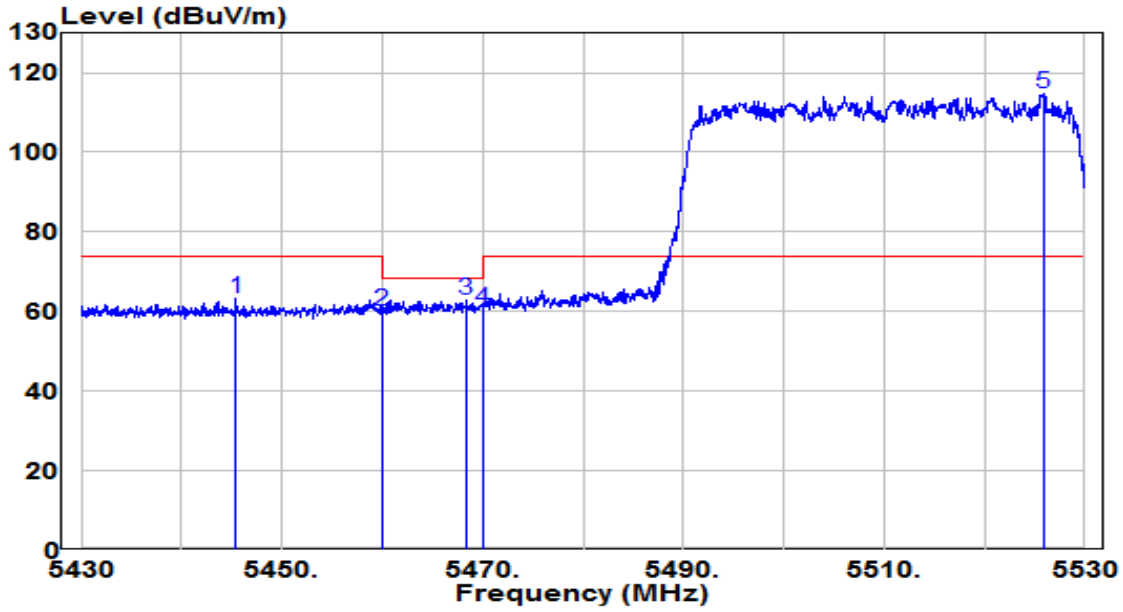

No		Frequency (MHz)	Reading (dBuV)	C.F (dB)	Measurement (dBuV/m)	Margin (dB)	Limit (dBuV/m)	Remark (QP/PK/AV)
1		5445.450	43.44	19.83	63.27	-10.73	74.00	Peak
2		5460.000	40.22	19.84	60.06	-8.14	68.20	Peak
3		5468.350	42.91	19.85	62.76	-5.44	68.20	Peak
4		5470.000	40.51	19.85	60.36	-7.84	68.20	Peak
5	*	5525.850	94.91	19.97	114.88	N/A	N/A	Peak

Note:

1. " *", means this data is the worst emission level.
2. C.F (Correction Factor) = Antenna Factor (dB)+ Cable Loss (dB) – Preamplifier(dB).
3. Measurement (dBuV/m) = Reading(dBuV) + C.F (Correction Factor).
4. The emission levels of other frequencies are very lower than the limit and not show in test report.