Channel 11 (2462MHz)	
High Band Edge	**Spurious Emission**
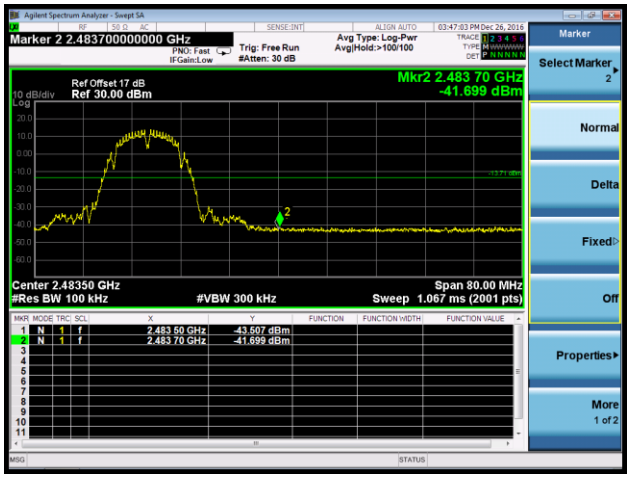	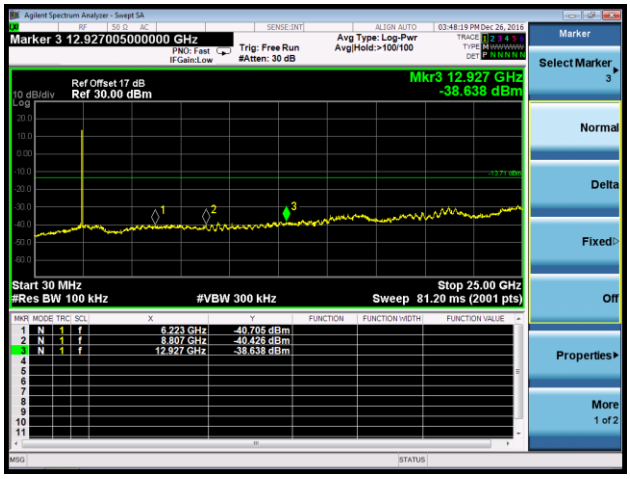

802.11g Out-of-Band Emissions - Ant 1 / Ant 0 + 1 + 2

100kHz PSD Reference Level

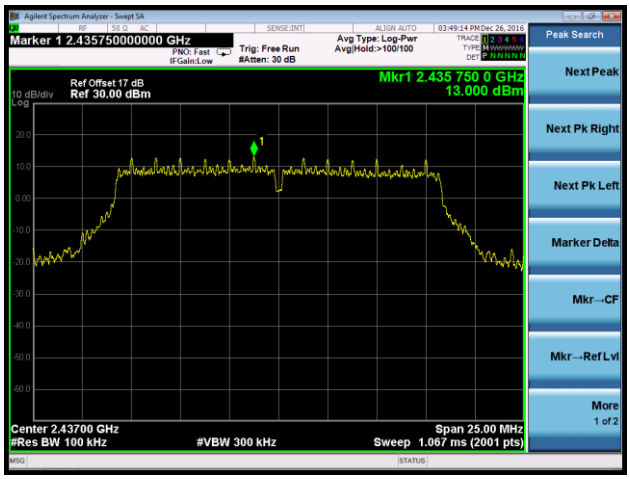

Channel 01 (2412MHz)

Low Band Edge

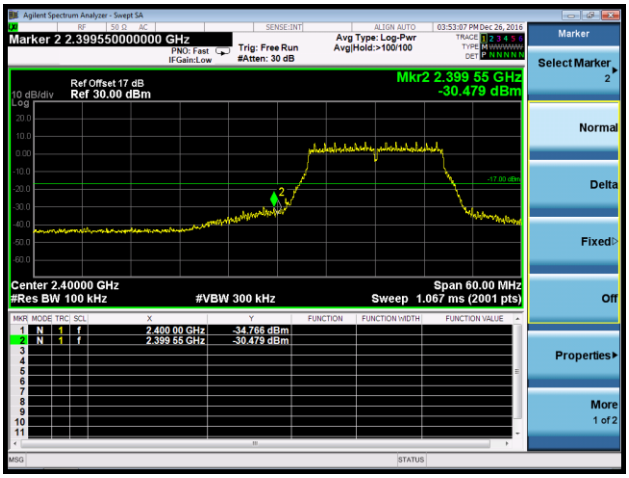

Spurious Emission

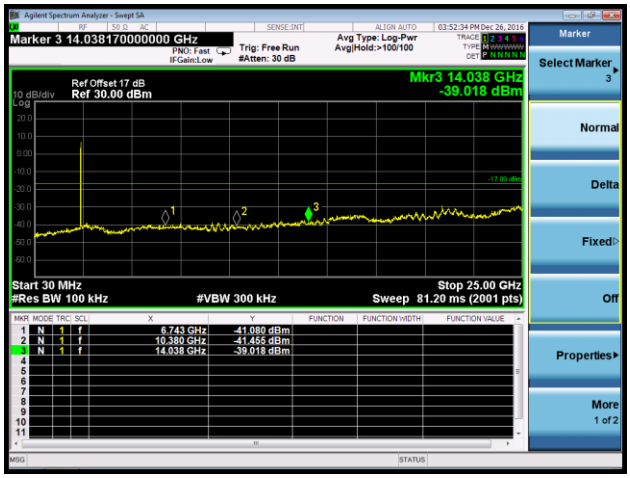

Channel 06 (2437MHz)

Spurious Emission

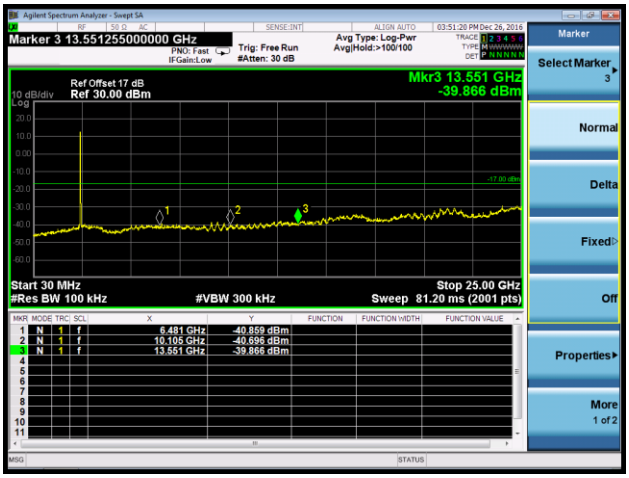

Channel 11 (2462MHz)	
High Band Edge	**Spurious Emission**
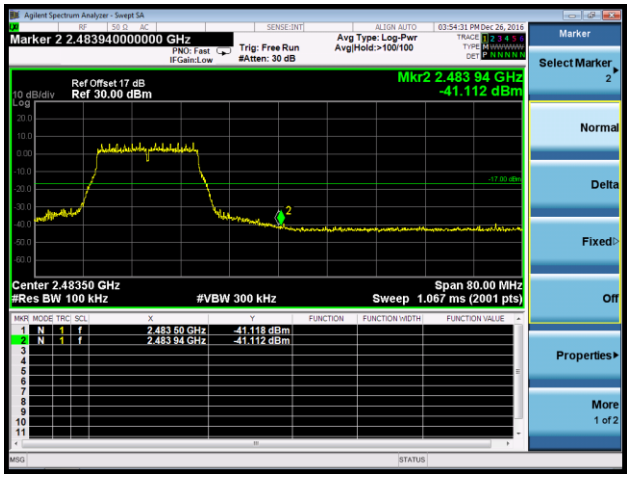	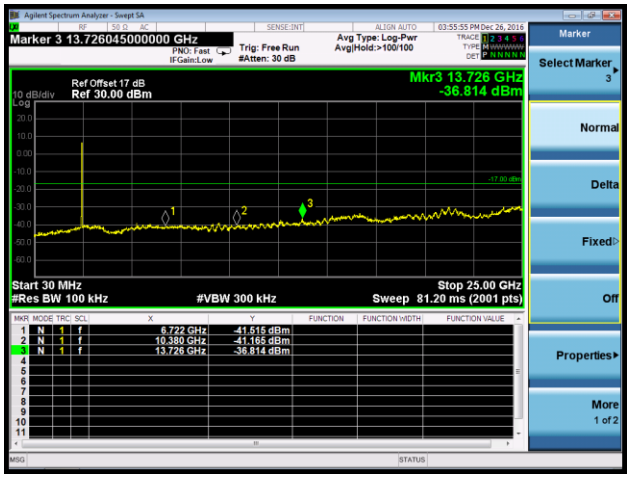

802.11n-HT20 Out-of-Band Emissions - Ant 1 / Ant 0 + 1 + 2

100kHz PSD Reference Level

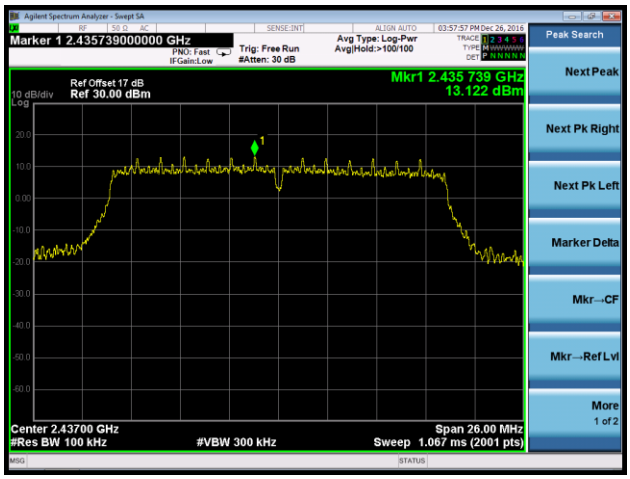

Channel 01 (2412MHz)

Low Band Edge

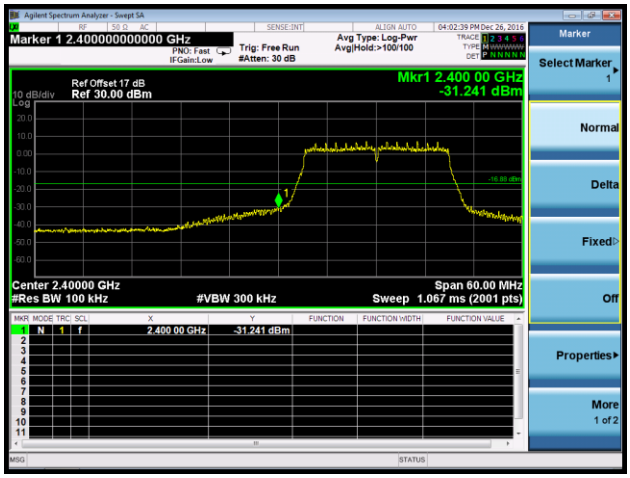

Spurious Emission

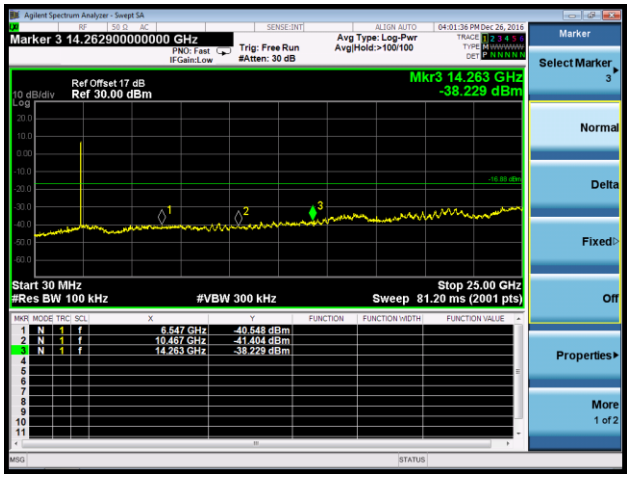

Channel 06 (2437MHz)

Spurious Emission

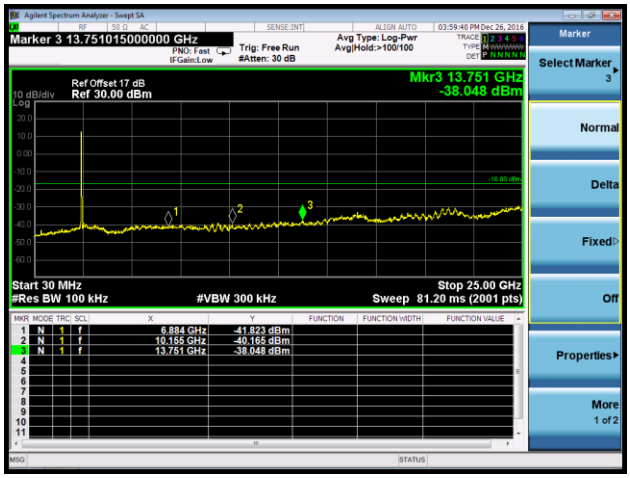

Channel 11 (2462MHz)	
High Band Edge	**Spurious Emission**
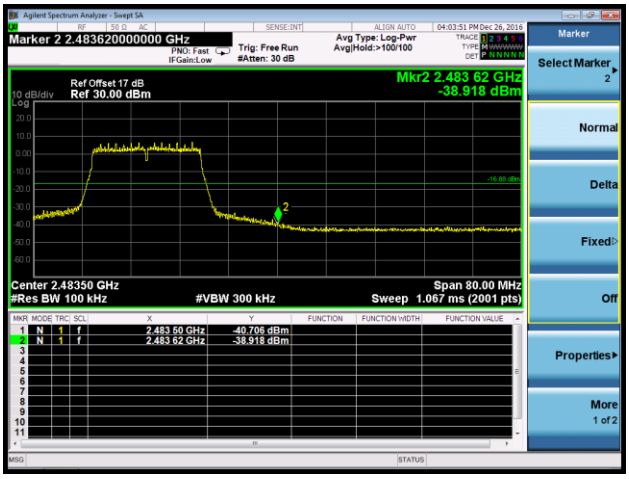	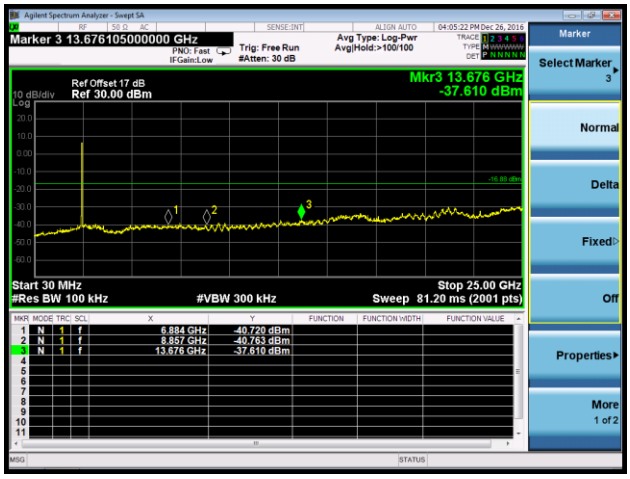

802.11n-HT40 Out-of-Band Emissions - Ant 1 / Ant 0 + 1 + 2

100kHz PSD Reference Level

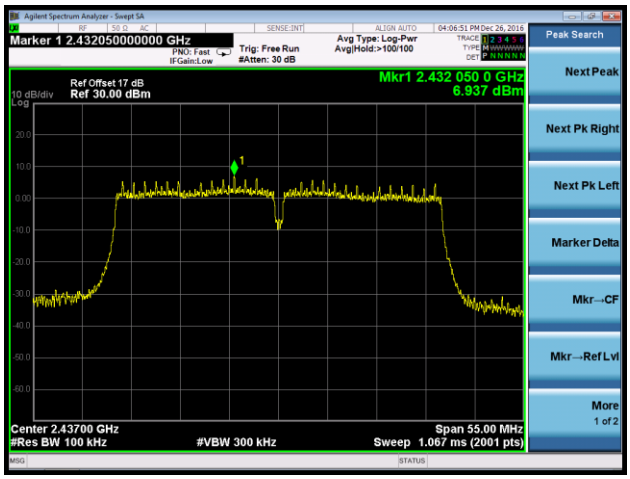

Channel 03 (2422MHz)

Low Band Edge

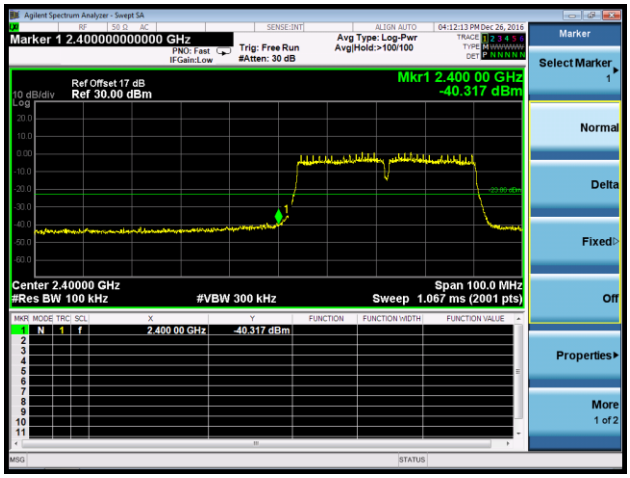

Spurious Emission

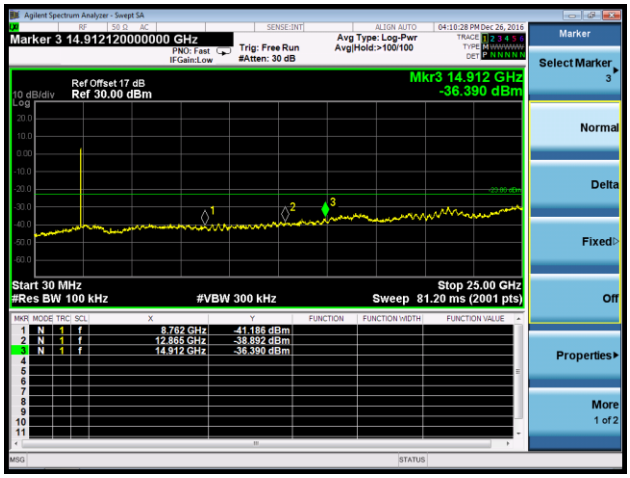

Channel 06 (2437MHz)

Spurious Emission

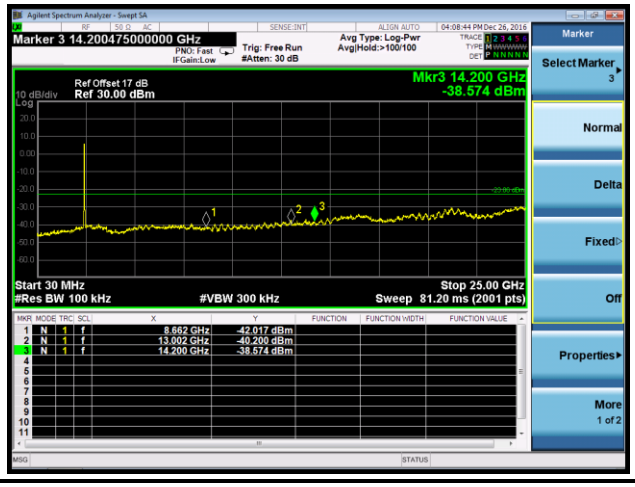

Channel 09 (2452MHz)	
High Band Edge	**Spurious Emission**
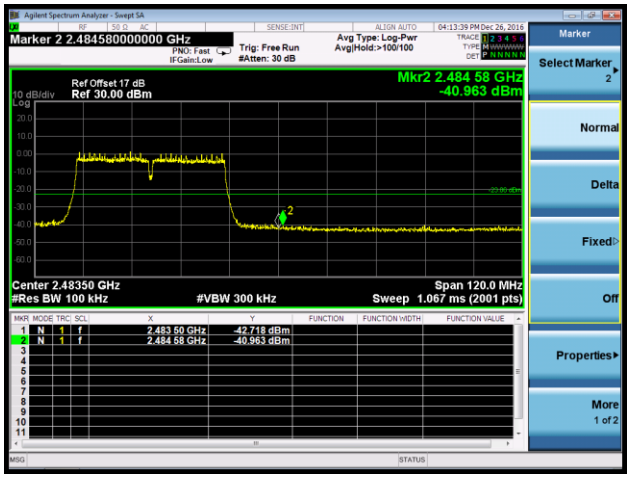	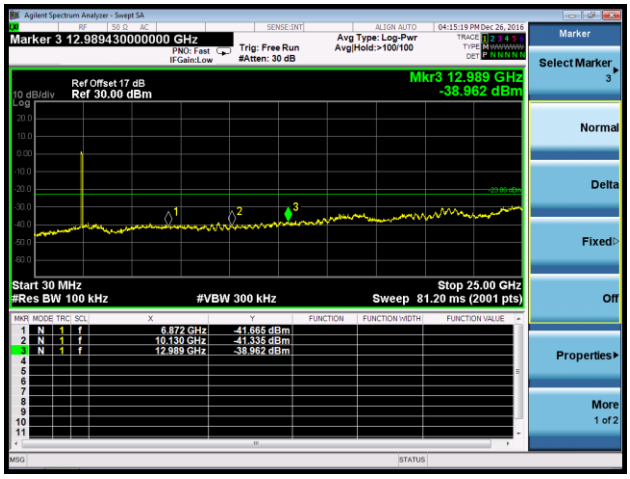

7.6. Radiated Spurious Emission Measurement

7.6.1. Test Limit

All out of band emissions appearing in a restricted band as specified in Section 15.205 of the Title 47 CFR must not exceed the limits shown in Table per Section 15.209.

FCC Part 15 Subpart C Paragraph 15.209		
Frequency [MHz]	Field Strength [uV/m]	Measured Distance [Meters]
0.009 - 0.490	2400/F (kHz)	300
0.490 - 1.705	24000/F (kHz)	30
1.705 - 30	30	30
30 - 88	100	3
88 - 216	150	3
216 - 960	200	3
Above 960	500	3

7.6.2. Test Procedure Used

KDB 558074 D01v03r05 - Section 12.2.3 (quasi-peak measurements)

KDB 558074 D01v03r05 - Section 12.2.4 (peak power measurements)

KDB 558074 D01v03r05 - Section 12.2.5 (average power measurements)

7.6.3. Test Setting

Peak Field Strength Measurements

1. Analyzer center frequency was set to the frequency of the radiated spurious emission of interest
2. RBW = as specified in Table 1
3. VBW = 3MHz
4. Detector = peak
5. Sweep time = auto couple

6. Trace mode = max hold

7. Trace was allowed to stabilize

Table 1 - RBW as a function of frequency

Frequency	RBW
9 ~ 150 kHz	200 ~ 300 Hz
0.15 ~ 30 MHz	9 ~ 10 kHz
30 ~ 1000 MHz	100 ~ 120 kHz
> 1000 MHz	1 MHz

Average Field Strength Measurements

1. Analyzer center frequency was set to the frequency of the radiated spurious emission of interest

2. RBW = 1MHz

3. VBW ≥ 1/T

4. De As an alternative, the instrument may be set to linear detector mode. Ensure that video filtering is applied in linear voltage domain (rather than in a log or dB domain). Some instruments require linear display mode in order to accomplish this. Others have a setting for Average-VBW Type, which can be set to “Voltage” regardless of the display mode

5. Detector = Peak

6. Sweep time = auto

7. Trace mode = max hold

8. Allow max hold to run for at least 50 times (1/duty cycle) traces

7.6.4. Test Setup

9kHz ~ 30MHz Test Setup:

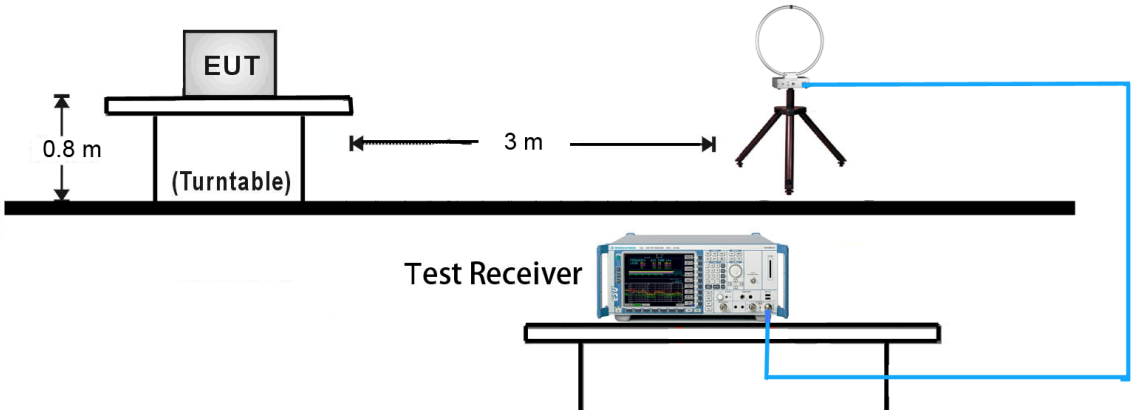

30MHz ~ 1GHz Test Setup:

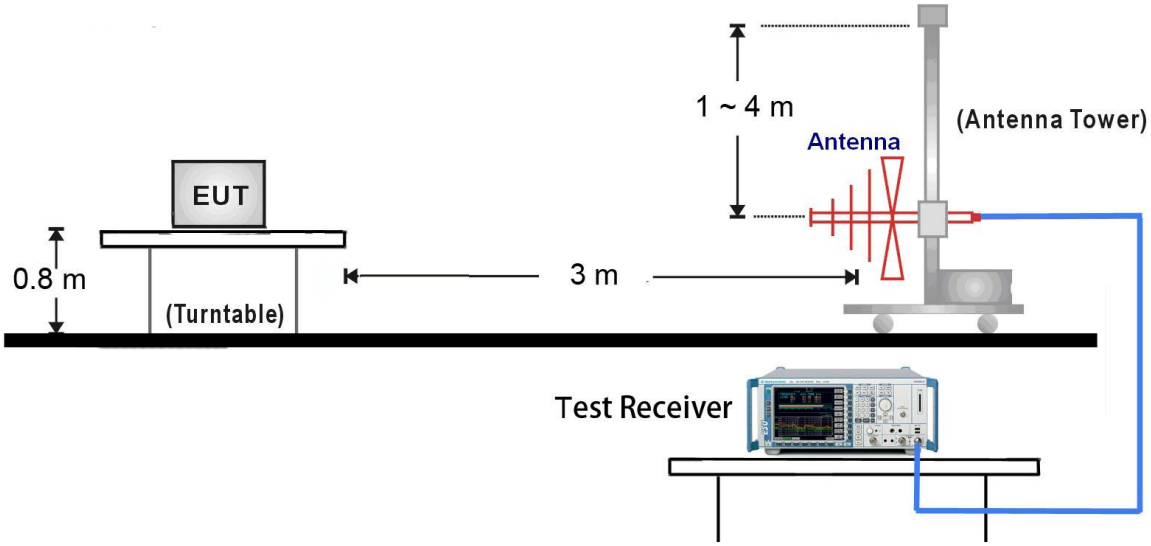

1GHz ~ 18GHz Test Setup:

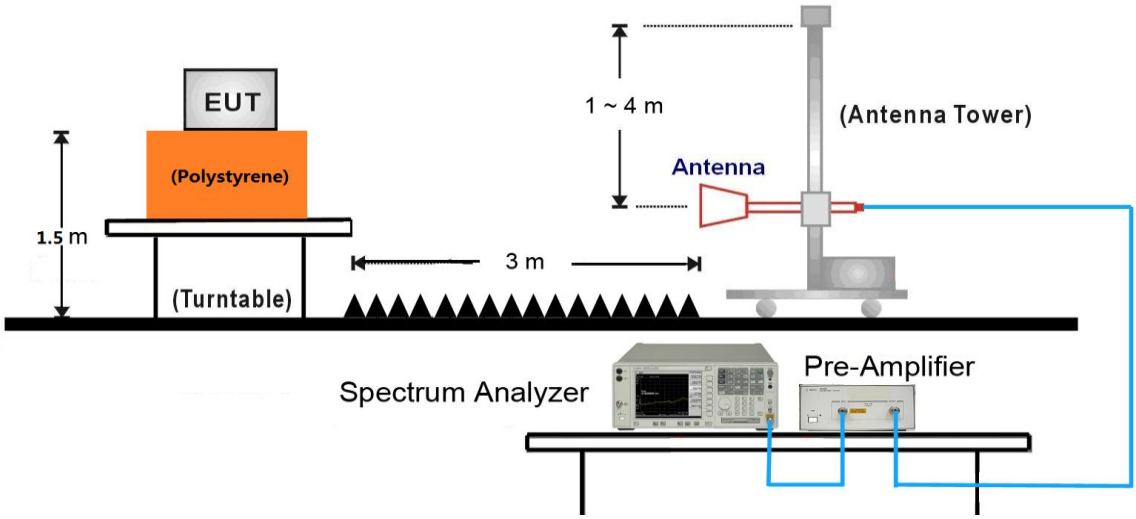

18GHz ~25GHz Test Setup:

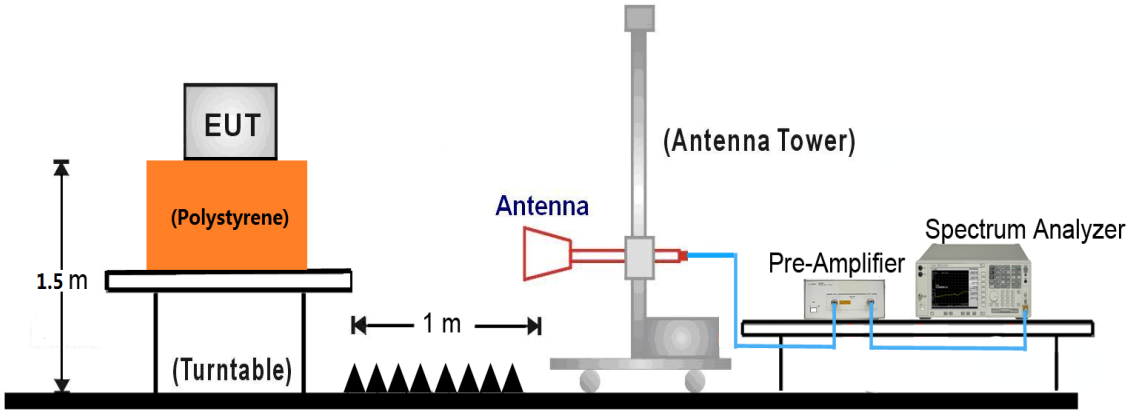

7.6.5. Test Result

Test Mode:	802.11b - Ant 0 + 1 + 2	Test Site:	AC1
Test Channel:	01	Test Engineer:	Kevin Ke
Remark:	1. Average measurement was not performed if peak level lower than average limit. 2. Other frequency was 20dB below limit line within 1-18GHz, there is not show in the report.		

Mark	Frequency (MHz)	Reading Level (dBμV)	Factor (dB)	Measure Level (dBμV/m)	Limit (dBμV/m)	Margin (dB)	Detector	Polarization
*	7196.5	34.9	12.1	47.0	92.7	-45.7	Peak	Horizontal
*	7910.5	35.2	12.4	47.6	92.7	-45.1	Peak	Horizontal
	11064.0	32.4	18.5	50.9	74.0	-23.1	Peak	Horizontal
	12041.5	32.3	18.8	51.1	74.0	-22.9	Peak	Horizontal
*	6907.5	35.9	9.9	45.8	92.7	-46.9	Peak	Vertical
*	7936.0	35.5	12.4	47.9	92.7	-44.8	Peak	Vertical
	10902.5	32.9	18.3	51.2	74.0	-22.8	Peak	Vertical
	12602.5	32.4	18.7	51.1	74.0	-22.9	Peak	Vertical

Note 1: "*" is not in restricted band, its limit is 30dBc of the fundamental emission level (122.7dBμV/m) or FCC 15.209 which is higher.

Note 2: Measure Level (dBμV/m) = Reading Level (dBμV) + Factor (dB)

Factor (dB) = Cable Loss (dB) + Antenna Factor (dB/m) - Pre_Amplifier Gain (dB)

Test Mode:	802.11b - Ant 0 + 1 + 2	Test Site:	AC1
Test Channel:	06	Test Engineer:	Kevin Ke
Remark:	1. Average measurement was not performed if peak level lower than average limit. 2. Other frequency was 20dB below limit line within 1-18GHz, there is not show in the report.		

Mark	Frequency (MHz)	Reading Level (dBμV)	Factor (dB)	Measure Level (dBμV/m)	Limit (dBμV/m)	Margin (dB)	Detector	Polarization
*	7162.5	35.1	11.9	47.0	93.8	-46.8	Peak	Horizontal
*	8607.5	34.2	13.5	47.7	93.8	-46.1	Peak	Horizontal
	11599.5	32.8	19.4	52.2	74.0	-21.8	Peak	Horizontal
	12424.0	33.0	18.4	51.4	74.0	-22.6	Peak	Horizontal
*	7060.5	35.3	11.1	46.4	93.8	-47.4	Peak	Vertical
*	7936.0	35.7	12.4	48.1	93.8	-45.7	Peak	Vertical
	10851.5	34.1	18.1	52.2	74.0	-21.8	Peak	Vertical
	12543.0	32.2	18.6	50.8	74.0	-23.2	Peak	Vertical

Note 1: "*" is not in restricted band, its limit is 30dBc of the fundamental emission level (123.8dBμV/m) or FCC 15.209 which is higher.

Note 2: Measure Level (dBμV/m) = Reading Level (dBμV) + Factor (dB)

Factor (dB) = Cable Loss (dB) + Antenna Factor (dB/m) - Pre_Amplifier Gain (dB)

Test Mode:	802.11b - Ant 0 + 1 + 2	Test Site:	AC1
Test Channel:	11	Test Engineer:	Kevin Ke
Remark:	1. Average measurement was not performed if peak level lower than average limit. 2. Other frequency was 20dB below limit line within 1-18GHz, there is not show in the report.		

Mark	Frequency (MHz)	Reading Level (dBμV)	Factor (dB)	Measure Level (dBμV/m)	Limit (dBμV/m)	Margin (dB)	Detector	Polarization
*	7179.5	35.6	12.0	47.6	90.9	-43.3	Peak	Horizontal
*	7927.5	35.9	12.4	48.3	90.9	-42.6	Peak	Horizontal
	10877.0	33.5	18.2	51.7	74.0	-22.3	Peak	Horizontal
	11438.0	32.0	19.2	51.2	74.0	-22.8	Peak	Horizontal
*	6958.5	36.9	10.2	47.1	90.9	-43.8	Peak	Vertical
*	8021.0	35.7	12.5	48.2	90.9	-42.7	Peak	Vertical
	10902.5	33.3	18.3	51.6	74.0	-22.4	Peak	Vertical
	12118.0	32.9	18.9	51.8	74.0	-22.2	Peak	Vertical

Note 1: "*" is not in restricted band, its limit is 30dBc of the fundamental emission level (120.9dBμV/m) or FCC 15.209 which is higher.

Note 2: Measure Level (dBμV/m) = Reading Level (dBμV) + Factor (dB)

Factor (dB) = Cable Loss (dB) + Antenna Factor (dB/m) - Pre_Amplifier Gain (dB)

Test Mode:	802.11g - Ant 0 + 1 + 2	Test Site:	AC1
Test Channel:	01	Test Engineer:	Kevin Ke
Remark:	1. Average measurement was not performed if peak level lower than average limit. 2. Other frequency was 20dB below limit line within 1-18GHz, there is not show in the report.		

Mark	Frequency (MHz)	Reading Level (dBμV)	Factor (dB)	Measure Level (dBμV/m)	Limit (dBμV/m)	Margin (dB)	Detector	Polarization
*	7035.0	35.7	10.9	46.6	87.8	-41.2	Peak	Horizontal
*	7961.5	36.7	12.5	49.2	87.8	-38.6	Peak	Horizontal
	10630.5	34.1	17.3	51.4	74.0	-22.6	Peak	Horizontal
	12041.5	32.6	18.8	51.4	74.0	-22.6	Peak	Horizontal
*	6967.0	35.8	10.3	46.1	87.8	-41.7	Peak	Vertical
*	7791.5	35.6	12.4	48.0	87.8	-39.8	Peak	Vertical
	10902.5	33.3	18.3	51.6	74.0	-22.4	Peak	Vertical
	12118.0	32.5	18.9	51.4	74.0	-22.6	Peak	Vertical

Note 1: "*" is not in restricted band, its limit is 30dBc of the fundamental emission level (117.8dBμV/m) or FCC 15.209 which is higher.

Note 2: Measure Level (dBμV/m) = Reading Level (dBμV) + Factor (dB)

Factor (dB) = Cable Loss (dB) + Antenna Factor (dB/m) - Pre_Amplifier Gain (dB)

Test Mode:	802.11g - Ant 0 + 1 + 2	Test Site:	AC1
Test Channel:	06	Test Engineer:	Kevin Ke
Remark:	1. Average measurement was not performed if peak level lower than average limit. 2. Other frequency was 20dB below limit line within 1-18GHz, there is not show in the report.		

Mark	Frequency (MHz)	Reading Level (dBμV)	Factor (dB)	Measure Level (dBμV/m)	Limit (dBμV/m)	Margin (dB)	Detector	Polarization
*	5972.5	38.8	6.1	44.9	93.7	-48.8	Peak	Horizontal
*	7817.0	35.4	12.4	47.8	93.7	-45.9	Peak	Horizontal
	10936.5	33.1	18.4	51.5	74.0	-22.5	Peak	Horizontal
	12475.0	32.1	18.5	50.6	74.0	-23.4	Peak	Horizontal
*	7137.0	34.8	11.7	46.5	93.7	-47.2	Peak	Vertical
*	8004.0	36.4	12.5	48.9	93.7	-44.8	Peak	Vertical
	10919.5	34.4	18.4	52.8	74.0	-21.2	Peak	Vertical
	12109.5	32.3	18.9	51.2	74.0	-22.8	Peak	Vertical

Note 1: "*" is not in restricted band, its limit is 30dBc of the fundamental emission level (123.7dBμV/m) or FCC 15.209 which is higher.

Note 2: Measure Level (dBμV/m) = Reading Level (dBμV) + Factor (dB)

Factor (dB) = Cable Loss (dB) + Antenna Factor (dB/m) - Pre_Amplifier Gain (dB)

Test Mode:	802.11g - Ant 0 + 1 + 2	Test Site:	AC1
Test Channel:	11	Test Engineer:	Kevin Ke
Remark:	1. Average measurement was not performed if peak level lower than average limit. 2. Other frequency was 20dB below limit line within 1-18GHz, there is not show in the report.		

Mark	Frequency (MHz)	Reading Level (dBμV)	Factor (dB)	Measure Level (dBμV/m)	Limit (dBμV/m)	Margin (dB)	Detector	Polarization
*	7086.0	35.0	11.3	46.3	87.1	-40.8	Peak	Horizontal
*	7791.5	36.3	12.4	48.7	87.1	-38.4	Peak	Horizontal
	11446.5	32.3	19.2	51.5	74.0	-22.5	Peak	Horizontal
	12696.0	32.0	18.8	50.8	74.0	-23.2	Peak	Horizontal
*	7001.0	35.7	10.6	46.3	87.1	-40.8	Peak	Vertical
*	8820.0	33.3	14.0	47.3	87.1	-39.8	Peak	Vertical
	11557.0	32.5	19.5	52.0	74.0	-22.0	Peak	Vertical
	12636.5	32.8	18.7	51.5	74.0	-22.5	Peak	Vertical

Note 1: "*" is not in restricted band, its limit is 30dBc of the fundamental emission level (117.1dBμV/m) or FCC 15.209 which is higher.

Note 2: Measure Level (dBμV/m) = Reading Level (dBμV) + Factor (dB)

Factor (dB) = Cable Loss (dB) + Antenna Factor (dB/m) - Pre_Amplifier Gain (dB)

Test Mode:	802.11n-HT20 - Ant 0 + 1 + 2	Test Site:	AC1
Test Channel:	01	Test Engineer:	Kevin Ke
Remark:	1. Average measurement was not performed if peak level lower than average limit. 2. Other frequency was 20dB below limit line within 1-18GHz, there is not show in the report.		

Mark	Frequency (MHz)	Reading Level (dBμV)	Factor (dB)	Measure Level (dBμV/m)	Limit (dBμV/m)	Margin (dB)	Detector	Polarization
*	7230.5	34.5	12.2	46.7	87.0	-40.3	Peak	Horizontal
*	8624.5	34.5	13.5	48.0	87.0	-39.0	Peak	Horizontal
	10860.0	33.7	18.2	51.9	74.0	-22.1	Peak	Horizontal
	12534.5	32.4	18.6	51.0	74.0	-23.0	Peak	Horizontal
*	7162.5	34.9	11.9	46.8	87.0	-40.2	Peak	Vertical
*	8692.5	35.1	13.7	48.8	87.0	-38.2	Peak	Vertical
	11421.0	33.0	19.1	52.1	74.0	-21.9	Peak	Vertical
	12126.5	31.9	18.9	50.8	74.0	-23.2	Peak	Vertical

Note 1: "*" is not in restricted band, its limit is 30dBc of the fundamental emission level (117.0dBμV/m) or FCC 15.209 which is higher.

Note 2: Measure Level (dBμV/m) = Reading Level (dBμV) + Factor (dB)

Factor (dB) = Cable Loss (dB) + Antenna Factor (dB/m) - Pre_Amplifier Gain (dB)

Test Mode:	802.11n-HT20 - Ant 0 + 1 + 2	Test Site:	AC1
Test Channel:	06	Test Engineer:	Kevin Ke
Remark:	1. Average measurement was not performed if peak level lower than average limit. 2. Other frequency was 20dB below limit line within 1-18GHz, there is not show in the report.		

Mark	Frequency (MHz)	Reading Level (dBμV)	Factor (dB)	Measure Level (dBμV/m)	Limit (dBμV/m)	Margin (dB)	Detector	Polarization
*	7162.5	34.9	11.9	46.8	93.5	-46.7	Peak	Horizontal
*	8692.5	35.1	13.7	48.8	93.5	-44.7	Peak	Horizontal
	10928.0	33.0	18.4	51.4	74.0	-22.6	Peak	Horizontal
	11421.0	33.0	19.1	52.1	74.0	-21.9	Peak	Horizontal
*	7043.5	36.7	11.0	47.7	93.5	-45.8	Peak	Vertical
*	8556.5	34.2	13.2	47.4	93.5	-46.1	Peak	Vertical
	10894.0	33.0	18.3	51.3	74.0	-22.7	Peak	Vertical
	11599.5	32.6	19.4	52.0	74.0	-22.0	Peak	Vertical

Note 1: "*" is not in restricted band, its limit is 30dBc of the fundamental emission level (123.5dBμV/m) or FCC 15.209 which is higher.

Note 2: Measure Level (dBμV/m) = Reading Level (dBμV) + Factor (dB)

Factor (dB) = Cable Loss (dB) + Antenna Factor (dB/m) - Pre_Amplifier Gain (dB)

Test Mode:	802.11n-HT20 - Ant 0 + 1 + 2	Test Site:	AC1
Test Channel:	11	Test Engineer:	Kevin Ke
Remark:	1. Average measurement was not performed if peak level lower than average limit. 2. Other frequency was 20dB below limit line within 1-18GHz, there is not show in the report.		

Mark	Frequency (MHz)	Reading Level (dBμV)	Factor (dB)	Measure Level (dBμV/m)	Limit (dBμV/m)	Margin (dB)	Detector	Polarization
*	7137.0	34.8	11.7	46.5	86.3	-39.8	Peak	Horizontal
*	8539.5	35.0	13.1	48.1	86.3	-38.2	Peak	Horizontal
	10996.0	33.7	18.5	52.2	74.0	-21.8	Peak	Horizontal
	12041.5	33.0	18.8	51.8	74.0	-22.2	Peak	Horizontal
*	6023.5	39.3	6.2	45.5	86.3	-40.8	Peak	Vertical
*	8718.0	34.2	13.8	48.0	86.3	-38.3	Peak	Vertical
	11106.5	32.9	18.6	51.5	74.0	-22.5	Peak	Vertical
	12101.0	32.6	18.9	51.5	74.0	-22.5	Peak	Vertical

Note 1: "*" is not in restricted band, its limit is 30dBc of the fundamental emission level (116.3dBμV/m) or FCC 15.209 which is higher.

Note 2: Measure Level (dBμV/m) = Reading Level (dBμV) + Factor (dB)

Factor (dB) = Cable Loss (dB) + Antenna Factor (dB/m) - Pre_Amplifier Gain (dB)

Test Mode:	802.11n-HT40 - Ant 0 + 1 + 2	Test Site:	AC1
Test Channel:	03	Test Engineer:	Kevin Ke
Remark:	1. Average measurement was not performed if peak level lower than average limit. 2. Other frequency was 20dB below limit line within 1-18GHz, there is not show in the report.		

Mark	Frequency (MHz)	Reading Level (dBμV)	Factor (dB)	Measure Level (dBμV/m)	Limit (dBμV/m)	Margin (dB)	Detector	Polarization
*	6678.0	37.2	8.7	45.9	81.5	-35.6	Peak	Horizontal
*	7791.5	36.0	12.4	48.4	81.5	-33.1	Peak	Horizontal
	10885.5	33.6	18.3	51.9	74.0	-22.1	Peak	Horizontal
	12339.0	32.3	18.5	50.8	74.0	-23.2	Peak	Horizontal
*	6508.0	37.9	8.4	46.3	81.5	-35.2	Peak	Vertical
*	7987.0	35.7	12.5	48.2	81.5	-33.3	Peak	Vertical
	10996.0	33.4	18.5	51.9	74.0	-22.1	Peak	Vertical
	12373.0	32.4	18.4	50.8	74.0	-23.2	Peak	Vertical

Note 1: "*" is not in restricted band, its limit is 30dBc of the fundamental emission level (111.5dBμV/m) or FCC 15.209 which is higher.

Note 2: Measure Level (dBμV/m) = Reading Level (dBμV) + Factor (dB)

Factor (dB) = Cable Loss (dB) + Antenna Factor (dB/m) - Pre_Amplifier Gain (dB)

Test Mode:	802.11n-HT40 - Ant 0 + 1 + 2	Test Site:	AC1
Test Channel:	06	Test Engineer:	Kevin Ke
Remark:	1. Average measurement was not performed if peak level lower than average limit. 2. Other frequency was 20dB below limit line within 1-18GHz, there is not show in the report.		

Mark	Frequency (MHz)	Reading Level (dBμV)	Factor (dB)	Measure Level (dBμV/m)	Limit (dBμV/m)	Margin (dB)	Detector	Polarization
*	6703.5	36.9	8.7	45.6	87.0	-41.4	Peak	Horizontal
*	8514.0	36.1	12.9	49.0	87.0	-38.0	Peak	Horizontal
	10911.0	33.9	18.4	52.3	74.0	-21.7	Peak	Horizontal
	12075.5	32.2	18.9	51.1	74.0	-22.9	Peak	Horizontal
*	6108.5	37.8	6.5	44.3	87.0	-42.7	Peak	Vertical
*	7808.5	35.8	12.4	48.2	87.0	-38.8	Peak	Vertical
	11013.0	33.9	18.5	52.4	74.0	-21.6	Peak	Vertical
	12016.0	32.6	18.7	51.3	74.0	-22.7	Peak	Vertical

Note 1: "*" is not in restricted band, its limit is 30dBc of the fundamental emission level (117.0dBμV/m) or FCC 15.209 which is higher.

Note 2: Measure Level (dBμV/m) = Reading Level (dBμV) + Factor (dB)

Factor (dB) = Cable Loss (dB) + Antenna Factor (dB/m) - Pre_Amplifier Gain (dB)

Test Mode:	802.11n-HT40 - Ant 0 + 1 + 2	Test Site:	AC1
Test Channel:	09	Test Engineer:	Kevin Ke
Remark:	1. Average measurement was not performed if peak level lower than average limit. 2. Other frequency was 20dB below limit line within 1-18GHz, there is not show in the report.		

Mark	Frequency (MHz)	Reading Level (dBμV)	Factor (dB)	Measure Level (dBμV/m)	Limit (dBμV/m)	Margin (dB)	Detector	Polarization
*	6550.5	37.0	8.6	45.6	82.1	-36.5	Peak	Horizontal
*	8607.5	35.3	13.5	48.8	82.1	-33.3	Peak	Horizontal
	10987.5	33.3	18.5	51.8	74.0	-22.2	Peak	Horizontal
	12415.5	32.4	18.4	50.8	74.0	-23.2	Peak	Horizontal
*	6312.5	37.3	7.2	44.5	82.1	-37.6	Peak	Vertical
*	7808.5	35.8	12.4	48.2	82.1	-33.9	Peak	Vertical
	11013.0	33.9	18.5	52.4	74.0	-21.6	Peak	Vertical
	12016.0	32.6	18.7	51.3	74.0	-22.7	Peak	Vertical

Note 1: "*" is not in restricted band, its limit is 30dBc of the fundamental emission level (112.1dBμV/m) or FCC 15.209 which is higher.

Note 2: Measure Level (dBμV/m) = Reading Level (dBμV) + Factor (dB)

Factor (dB) = Cable Loss (dB) + Antenna Factor (dB/m) - Pre_Amplifier Gain (dB)

The worst case of Radiated Emission below 1GHz:

Site: AC1	Time: 2016/12/30 - 16:28
Limit: FCC_Part15.209_RE(3m)	Engineer: Kevin Ke
Probe: VULB9162_0.03-8GHz	Polarity: Horizontal
EUT: AC2300 Wireless MU-MIMO Gigabit Router	Power: AC 120V/60Hz
Worst Mode: Transmit by 802.11n-HT20 at channel 2437MHz Ant 0 + 1 + 2	

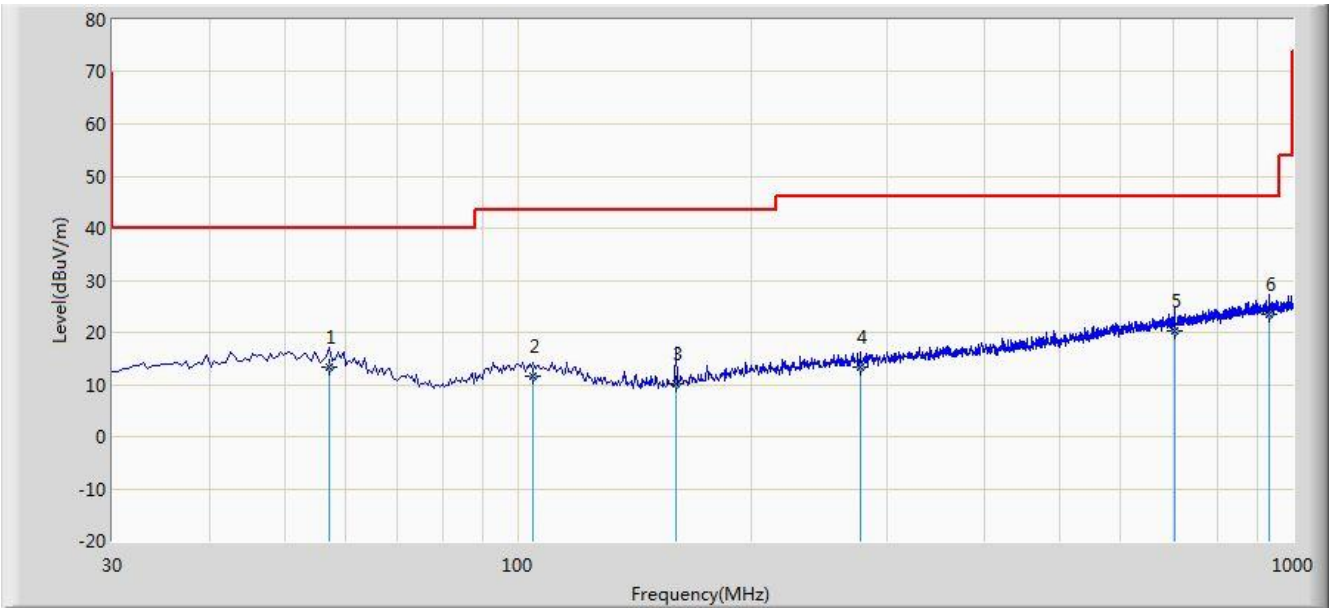

No	Flag	Mark	Frequency (MHz)	Measure Level (dBuV/m)	Reading Level (dBuV)	Over Limit (dB)	Limit (dBuV/m)	Factor (dB)	Type
1			57.220	13.416	-0.890	-26.584	40.000	14.306	QP
2			104.730	11.532	-1.580	-31.968	43.500	13.111	QP
3			160.040	10.054	0.210	-33.446	43.500	9.844	QP
4			276.950	13.201	-0.960	-32.799	46.000	14.162	QP
5			704.500	20.259	-1.410	-25.741	46.000	21.669	QP
6		*	932.630	23.334	-1.040	-22.666	46.000	24.374	QP

Note: Measure Level (dBµV/m) = Reading Level (dBµV) + Factor (dB)

Factor (dB) = Cable Loss (dB) + Antenna Factor (dB/m)

Site: AC1	Time: 2016/12/30 - 16:29
Limit: FCC_Part15.209_RE(3m)	Engineer: Kevin Ke
Probe: VULB9162_0.03-8GHz	Polarity: Vertical
EUT: AC2300 Wireless MU-MIMO Gigabit Router	Power: AC 120V/60Hz
Worst Mode: Transmit by 802.11b at channel 2437MHz Ant 0 + 1 + 2	

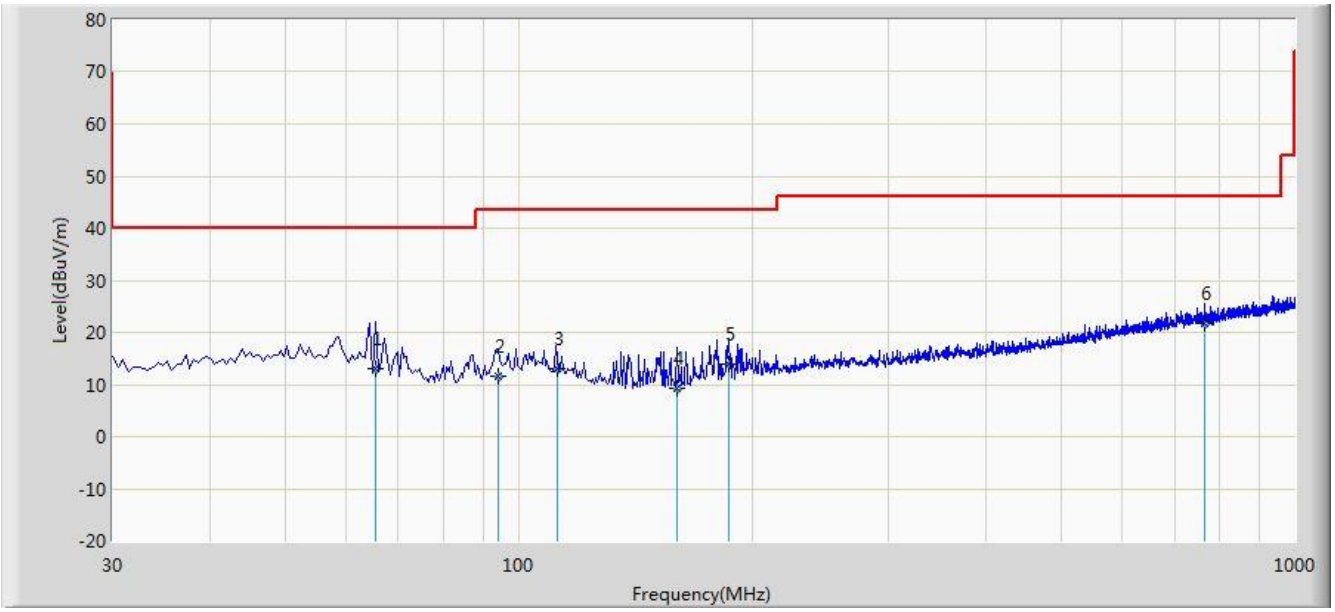

No	Flag	Mark	Frequency (MHz)	Measure Level (dBuV/m)	Reading Level (dBuV)	Over Limit (dB)	Limit (dBuV/m)	Factor (dB)	Type
1			65.530	13.029	0.650	-26.971	40.000	12.379	QP
2			94.040	11.601	-0.610	-31.899	43.500	12.211	QP
3			112.060	13.039	0.460	-30.461	43.500	12.579	QP
4			160.040	9.214	-0.630	-34.286	43.500	9.844	QP
5			186.740	13.956	2.430	-29.544	43.500	11.526	QP
6		*	766.830	21.624	-0.840	-24.376	46.000	22.464	QP

Note: Measure Level (dBμV/m) = Reading Level (dBμV) + Factor (dB)

Factor (dB) = Cable Loss (dB) + Antenna Factor (dB/m)

Site: AC1	Time: 2016/12/21 - 16:14
Limit: FCC_Part15.209_RE(3m)	Engineer: Kevin Ke
Probe: FMZB1519_0.009-30MHz	Polarity: Face On
EUT: AC2300 Wireless MU-MIMO Gigabit Router	Power: AC 120/60Hz
Worst Mode: Transmit by 802.11g at channel 2412MHz Ant 0 + 1 + 2	

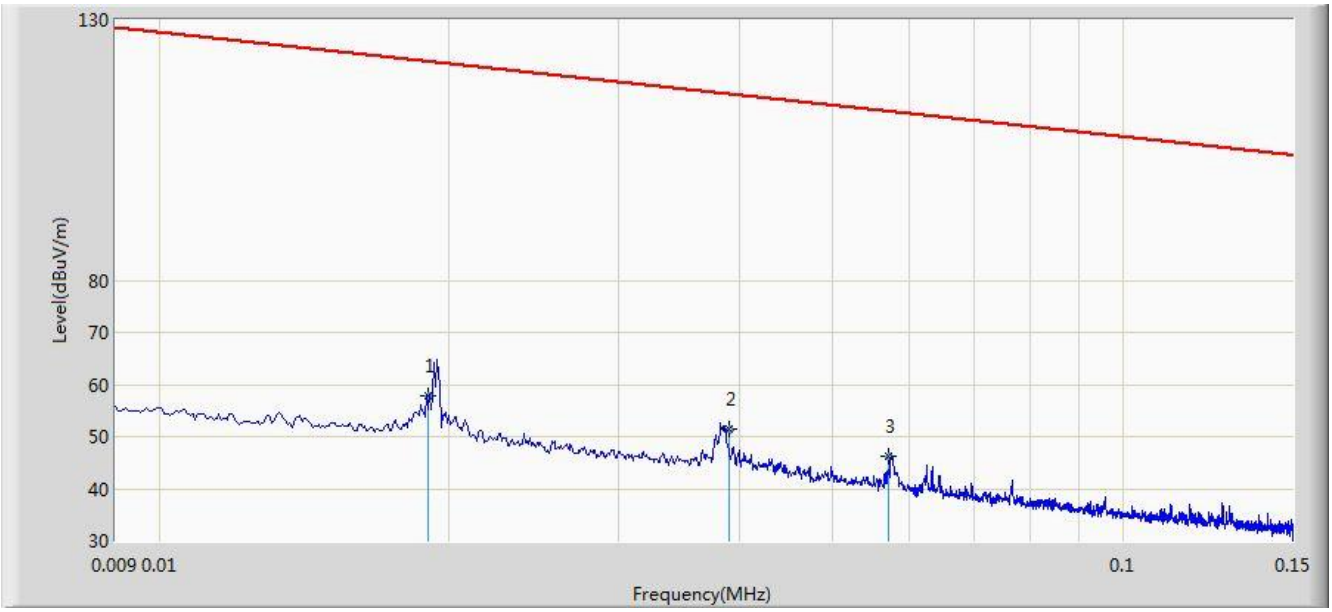

No	Flag	Mark	Frequency (MHz)	Measure Level (dBuV/m)	Reading Level (dBuV)	Over Limit (dB)	Limit (dBuV/m)	Factor (dB)	Type
1		*	0.019	57.924	36.630	-64.090	122.013	21.294	AV
2			0.039	51.413	30.608	-64.358	115.771	20.805	AV
3			0.057	46.334	25.969	-66.142	112.476	20.365	AV

Note: Measure Level (dBµV/m) = Reading Level (dBµV) + Factor (dB)

Factor (dB) = Cable Loss (dB) + Antenna Factor (dB/m)

Site: AC1	Time: 2016/12/21 - 16:19
Limit: FCC_Part15.209_RE(3m)	Engineer: Kevin Ke
Probe: FMZB1519_0.009-30MHz	Polarity: Face On
EUT: AC2300 Wireless MU-MIMO Gigabit Router	Power: AC 120/60Hz
Worst Mode: Transmit by 802.11g at channel 2412MHz Ant 0 + 1 + 2	

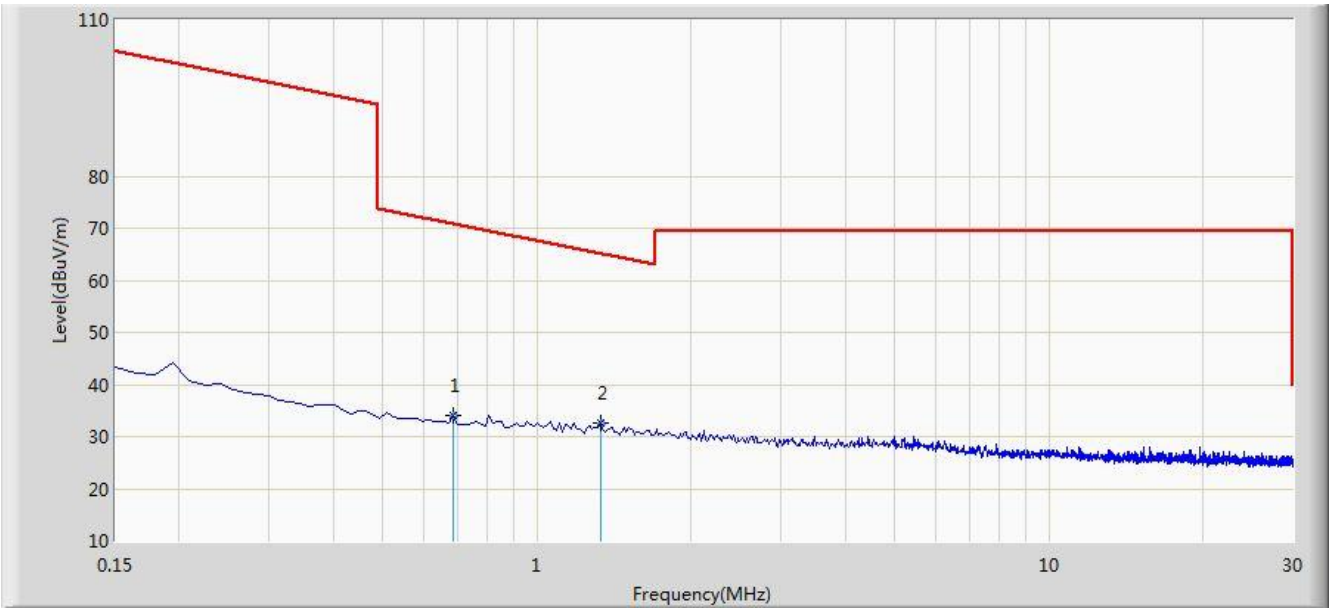

No	Flag	Mark	Frequency (MHz)	Measure Level (dBuV/m)	Reading Level (dBuV)	Over Limit (dB)	Limit (dBuV/m)	Factor (dB)	Type
1			0.687	34.106	13.554	-36.767	70.873	20.552	QP
2		*	1.329	32.627	12.133	-32.531	65.158	20.494	QP

Note: Measure Level (dBµV/m) = Reading Level (dBµV) + Factor (dB)

Factor (dB) = Cable Loss (dB) + Antenna Factor (dB/m)

Site: AC1	Time: 2016/12/21 - 17:23
Limit: FCC_Part15.407_RE(1m)	Engineer: Kevin Ke
Probe: BBHA9170_18-40GHz	Polarity: Horizontal
EUT: AC2300 Wireless MU-MIMO Gigabit Router	Power: AC 120V/60Hz
Worst Mode: Transmit by 802.11n-HT20 at channel 2437MHz Ant 0 + 1 + 2	

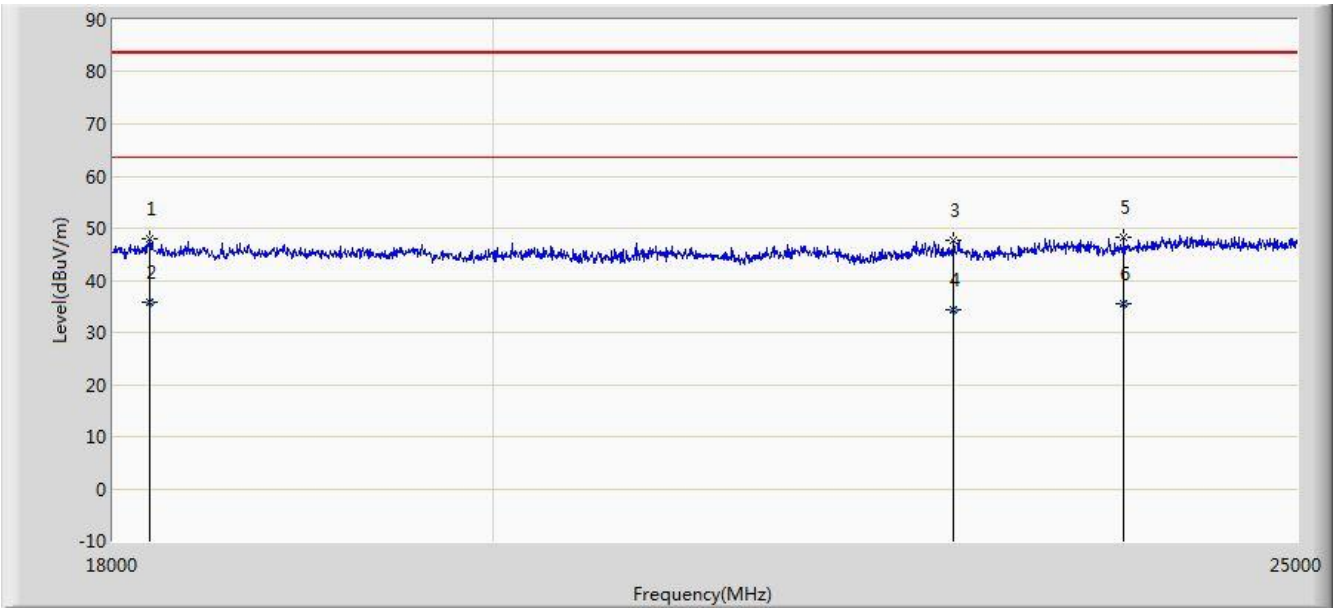

No	Flag	Mark	Frequency (MHz)	Measure Level (dBuV/m)	Reading Level (dBuV)	Over Limit (dB)	Limit (dBuV/m)	Factor (dB)	Type
1			18188.000	48.058	38.199	-35.442	83.500	9.859	PK
2		*	18188.000	35.889	26.030	-27.611	63.500	9.859	AV
3			22732.000	47.763	39.339	-35.737	83.500	8.424	PK
4			22732.000	34.294	25.870	-29.206	63.500	8.424	AV
5			23828.000	48.375	38.198	-35.125	83.500	10.177	PK
6			23828.000	35.607	25.430	-27.893	63.500	10.177	AV

Note: Measure Level (dBμV/m) = Reading Level (dBμV) + Factor (dB)

Factor (dB) = Cable Loss (dB) + Antenna Factor (dB/m)

Site: AC1	Time: 2016/12/21 - 17:22
Limit: FCC_Part15.407_RE(1m)	Engineer: Kevin Ke
Probe: BBHA9170_18-40GHz	Polarity: Vertical
EUT: AC2300 Wireless MU-MIMO Gigabit Router	Power: AC 120V/60Hz
Worst Mode: Transmit by 802.11n-HT20 at channel 2437MHz Ant 0 + 1 + 2	

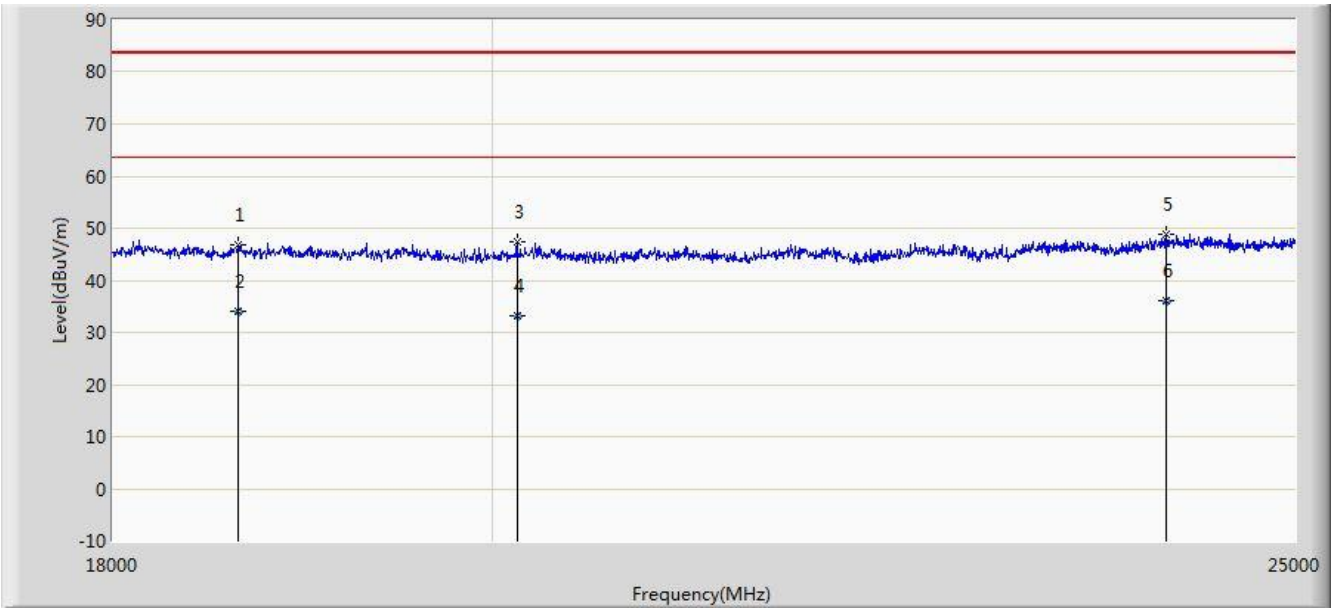

No	Flag	Mark	Frequency (MHz)	Measure Level (dBuV/m)	Reading Level (dBuV)	Over Limit (dB)	Limit (dBuV/m)	Factor (dB)	Type
1			18640.000	46.822	37.659	-36.678	83.500	9.163	PK
2			18640.000	34.133	24.970	-29.367	63.500	9.163	AV
3			20140.000	47.532	39.832	-35.968	83.500	7.700	PK
4			20140.000	33.060	25.360	-30.440	63.500	7.700	AV
5			24120.000	48.968	38.442	-34.532	83.500	10.525	PK
6		*	24120.000	35.996	25.470	-27.504	63.500	10.525	AV

Note: Measure Level (dBµV/m) = Reading Level (dBµV) + Factor (dB)

Factor (dB) = Cable Loss (dB) + Antenna Factor (dB/m)

7.7. Radiated Restricted Band Edge Measurement

7.7.1. Test Result

Site: AC1	Time: 2016/12/21 - 21:55
Limit: FCC_Part15.209_RE(3m)	Engineer: Kevin Ke
Probe: BBHA9120D_1GHz_18GHz_TW	Polarity: Horizontal
EUT: AC2300 Wireless MU-MIMO Gigabit Router	Power: AC 120V/60Hz
Test Mode: Transmit by 802.11b at channel 2412MHz Ant 0 + 1 + 2	

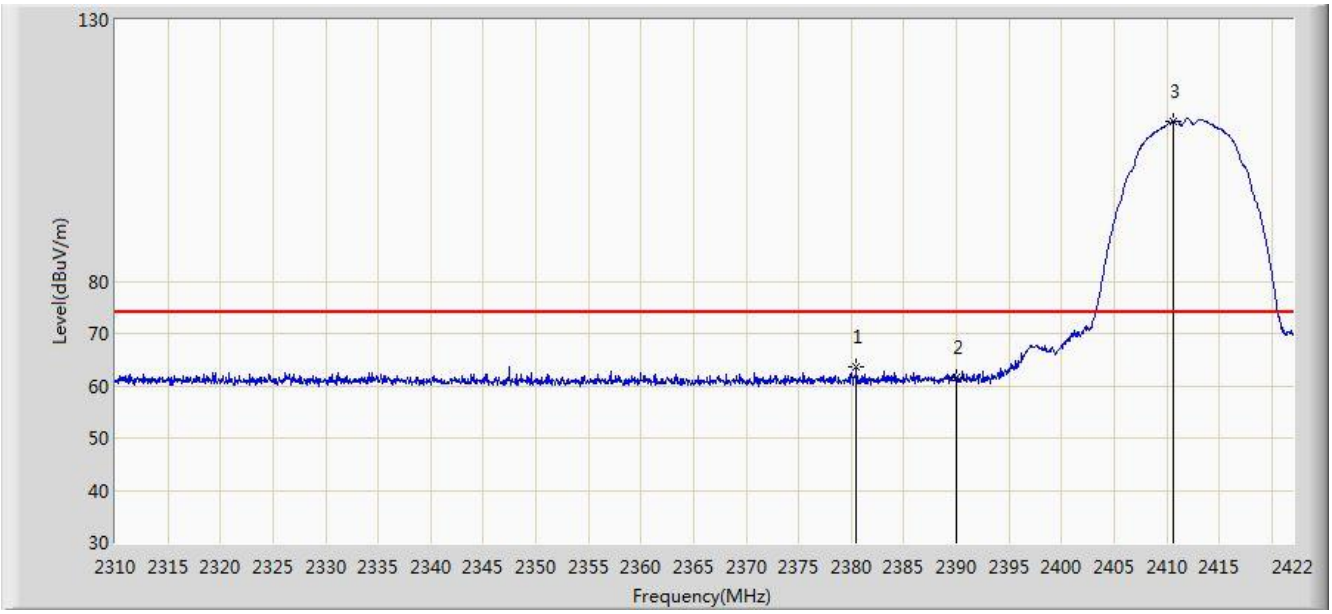

No	Flag	Mark	Frequency (MHz)	Measure Level (dBuV/m)	Reading Level (dBuV)	Over Limit (dB)	Limit (dBuV/m)	Factor (dB)	Type
1			2380.504	63.534	30.967	-10.466	74.000	32.567	PK
2			2390.000	61.527	28.973	-12.473	74.000	32.554	PK
3		*	2410.688	110.596	78.069	N/A	N/A	32.527	PK

Note: Measure Level (dBµV/m) = Reading Level (dBµV) + Factor (dB)

Factor (dB) = Cable Loss (dB) + Antenna Factor (dB/m)

Site: AC1	Time: 2016/12/21 - 21:56
Limit: FCC_Part15.209_RE(3m)	Engineer: Kevin Ke
Probe: BBHA9120D_1GHz_18GHz_TW	Polarity: Horizontal
EUT: AC2300 Wireless MU-MIMO Gigabit Router	Power: AC 120V/60Hz
Test Mode: Transmit by 802.11b at channel 2412MHz Ant 0 + 1 + 2	

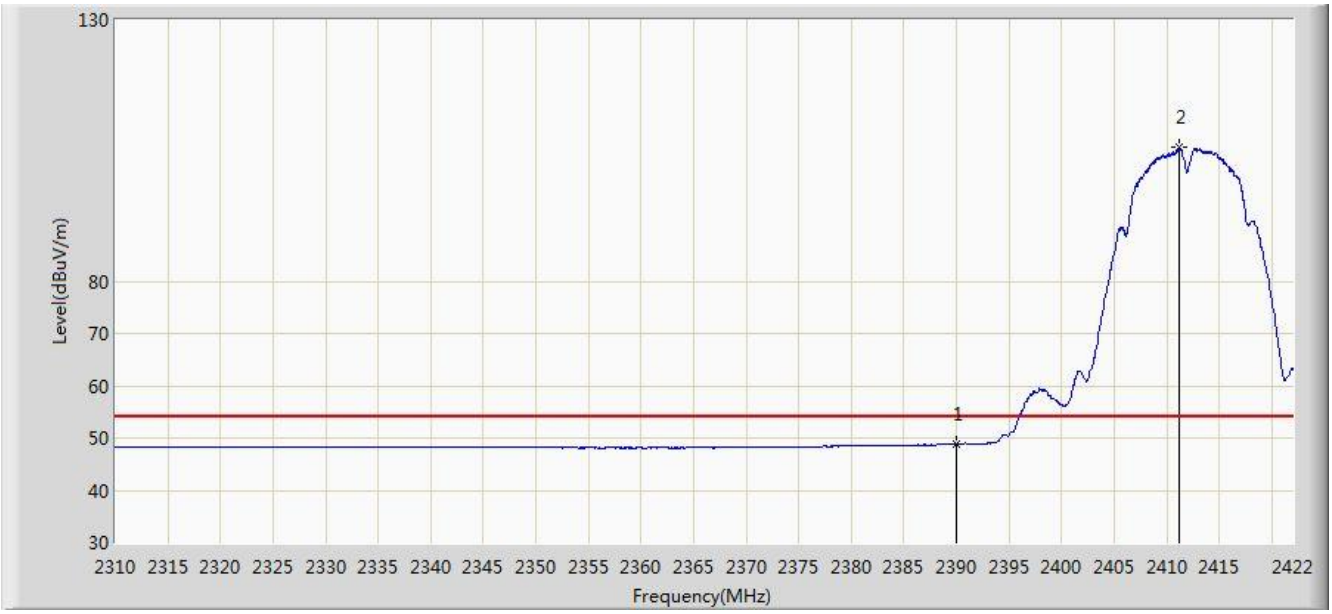

No	Flag	Mark	Frequency (MHz)	Measure Level (dBuV/m)	Reading Level (dBuV)	Over Limit (dB)	Limit (dBuV/m)	Factor (dB)	Type
1			2390.000	48.811	16.257	-5.189	54.000	32.554	AV
2		*	2411.192	105.509	72.982	N/A	N/A	32.527	AV

Note: Measure Level (dBµV/m) = Reading Level (dBµV) + Factor (dB)

Factor (dB) = Cable Loss (dB) + Antenna Factor (dB/m)

Site: AC1	Time: 2016/12/21 - 21:54
Limit: FCC_Part15.209_RE(3m)	Engineer: Kevin Ke
Probe: BBHA9120D_1GHz_18GHz_TW	Polarity: Vertical
EUT: AC2300 Wireless MU-MIMO Gigabit Router	Power: AC 120V/60Hz
Test Mode: Transmit by 802.11b at channel 2412MHz Ant 0 + 1 + 2	

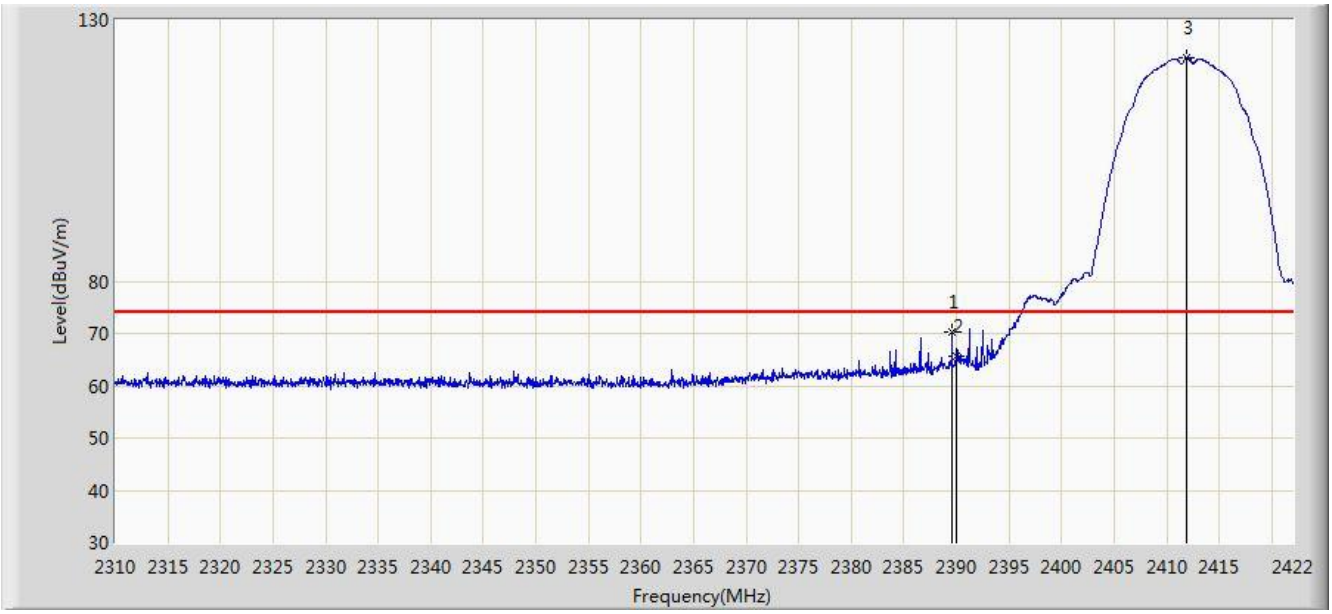

No	Flag	Mark	Frequency (MHz)	Measure Level (dBuV/m)	Reading Level (dBuV)	Over Limit (dB)	Limit (dBuV/m)	Factor (dB)	Type
1			2389.576	70.312	37.757	-3.688	74.000	32.555	PK
2			2390.000	65.774	33.220	-8.226	74.000	32.554	PK
3		*	2411.864	122.749	90.223	N/A	N/A	32.526	PK

Note: Measure Level (dBµV/m) = Reading Level (dBµV) + Factor (dB)

Factor (dB) = Cable Loss (dB) + Antenna Factor (dB/m)

Site: AC1	Time: 2016/12/21 - 21:52
Limit: FCC_Part15.209_RE(3m)	Engineer: Kevin Ke
Probe: BBHA9120D_1GHz_18GHz_TW	Polarity: Vertical
EUT: AC2300 Wireless MU-MIMO Gigabit Router	Power: AC 120V/60Hz
Test Mode: Transmit by 802.11b at channel 2412MHz Ant 0 + 1 + 2	

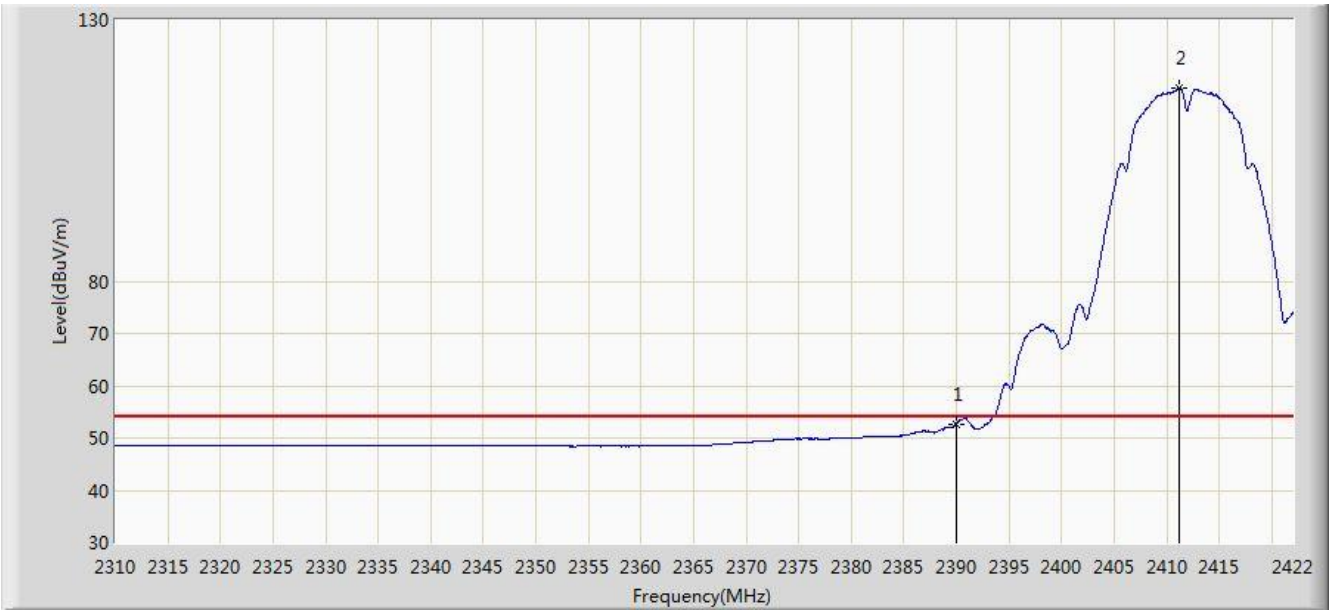

No	Flag	Mark	Frequency (MHz)	Measure Level (dBuV/m)	Reading Level (dBuV)	Over Limit (dB)	Limit (dBuV/m)	Factor (dB)	Type
1			2390.000	52.710	20.156	-1.290	54.000	32.554	AV
2		*	2411.248	116.984	84.457	N/A	N/A	32.526	AV

Note: Measure Level (dBµV/m) = Reading Level (dBµV) + Factor (dB)

Factor (dB) = Cable Loss (dB) + Antenna Factor (dB/m)

Site: AC1	Time: 2016/12/21 - 21:59
Limit: FCC_Part15.209_RE(3m)	Engineer: Kevin Ke
Probe: BBHA9120D_1GHz_18GHz_TW	Polarity: Horizontal
EUT: AC2300 Wireless MU-MIMO Gigabit Router	Power: AC 120V/60Hz
Test Mode: Transmit by 802.11b at channel 2422MHz Ant 0 + 1 + 2	

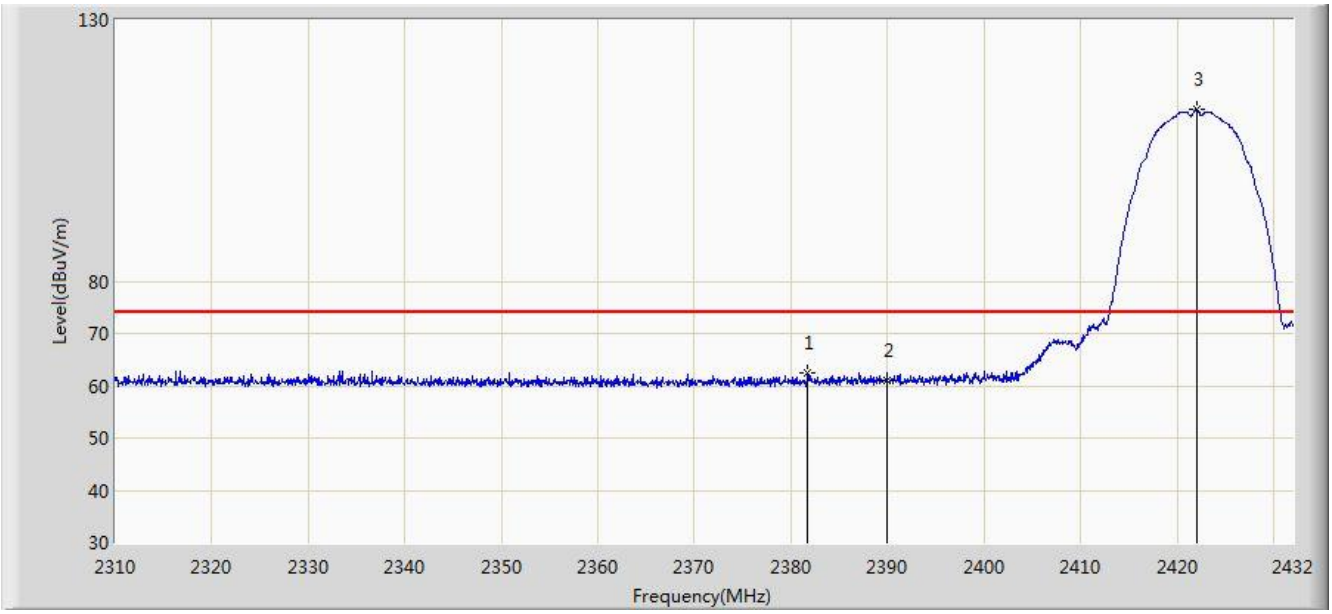

No	Flag	Mark	Frequency (MHz)	Measure Level (dBuV/m)	Reading Level (dBuV)	Over Limit (dB)	Limit (dBuV/m)	Factor (dB)	Type
1			2381.736	62.539	29.973	-11.461	74.000	32.566	PK
2			2390.000	60.876	28.322	-13.124	74.000	32.554	PK
3		*	2421.996	112.785	80.271	N/A	N/A	32.513	PK

Note: Measure Level (dBµV/m) = Reading Level (dBµV) + Factor (dB)

Factor (dB) = Cable Loss (dB) + Antenna Factor (dB/m)

Site: AC1	Time: 2016/12/21 - 22:00
Limit: FCC_Part15.209_RE(3m)	Engineer: Kevin Ke
Probe: BBHA9120D_1GHz_18GHz_TW	Polarity: Horizontal
EUT: AC2300 Wireless MU-MIMO Gigabit Router	Power: AC 120V/60Hz
Test Mode: Transmit by 802.11b at channel 2422MHz Ant 0 + 1 + 2	

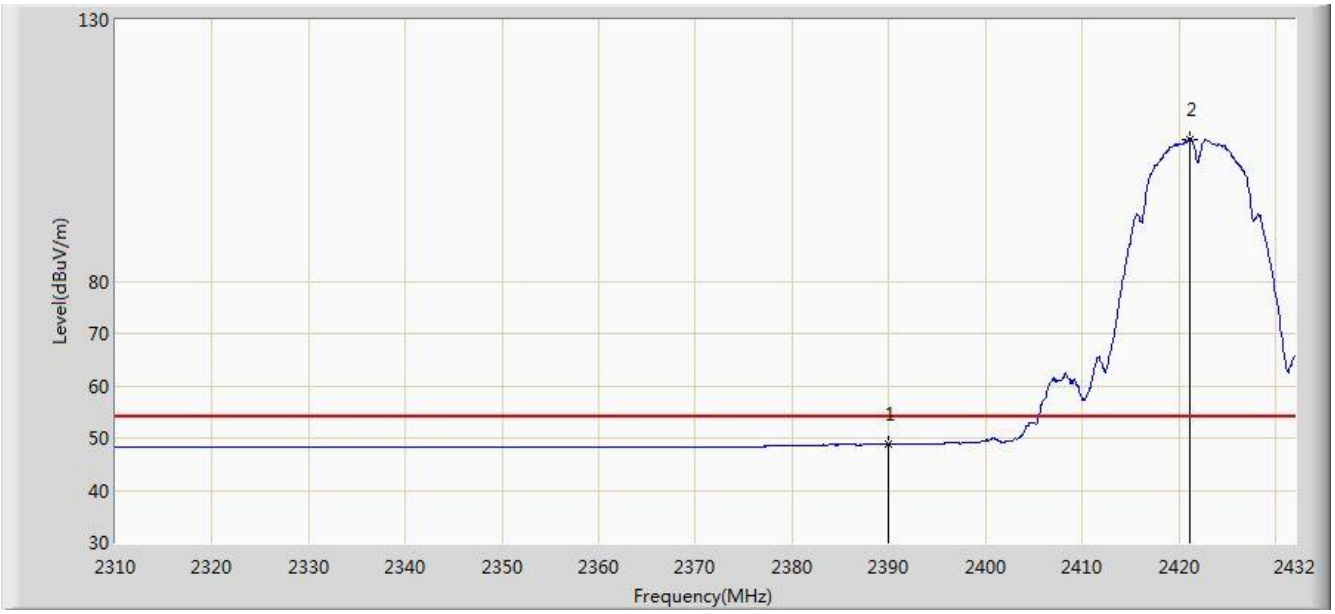

No	Flag	Mark	Frequency (MHz)	Measure Level (dBuV/m)	Reading Level (dBuV)	Over Limit (dB)	Limit (dBuV/m)	Factor (dB)	Type
1			2390.000	48.760	16.206	-5.240	54.000	32.554	AV
2		*	2421.081	107.185	74.670	N/A	N/A	32.515	AV

Note: Measure Level (dBµV/m) = Reading Level (dBµV) + Factor (dB)

Factor (dB) = Cable Loss (dB) + Antenna Factor (dB/m)

Site: AC1	Time: 2016/12/21 - 21:59
Limit: FCC_Part15.209_RE(3m)	Engineer: Kevin Ke
Probe: BBHA9120D_1GHz_18GHz_TW	Polarity: Vertical
EUT: AC2300 Wireless MU-MIMO Gigabit Router	Power: AC 120V/60Hz
Test Mode: Transmit by 802.11b at channel 2422MHz Ant 0 + 1 + 2	

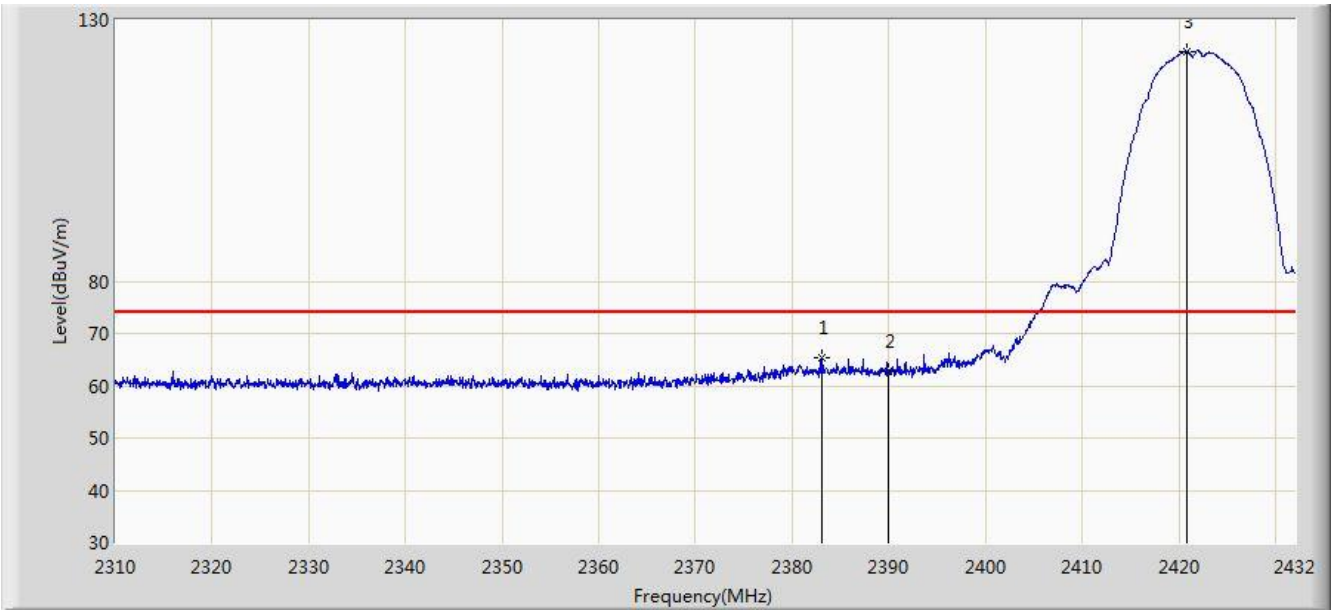

No	Flag	Mark	Frequency (MHz)	Measure Level (dBuV/m)	Reading Level (dBuV)	Over Limit (dB)	Limit (dBuV/m)	Factor (dB)	Type
1			2383.017	65.235	32.671	-8.765	74.000	32.564	PK
2			2390.000	62.678	30.124	-11.322	74.000	32.554	PK
3		*	2420.776	123.945	91.430	N/A	N/A	32.515	PK

Note: Measure Level (dBµV/m) = Reading Level (dBµV) + Factor (dB)

Factor (dB) = Cable Loss (dB) + Antenna Factor (dB/m)

Site: AC1	Time: 2016/12/21 - 21:57
Limit: FCC_Part15.209_RE(3m)	Engineer: Kevin Ke
Probe: BBHA9120D_1GHz_18GHz_TW	Polarity: Vertical
EUT: AC2300 Wireless MU-MIMO Gigabit Router	Power: AC 120V/60Hz
Test Mode: Transmit by 802.11b at channel 2422MHz Ant 0 + 1 + 2	

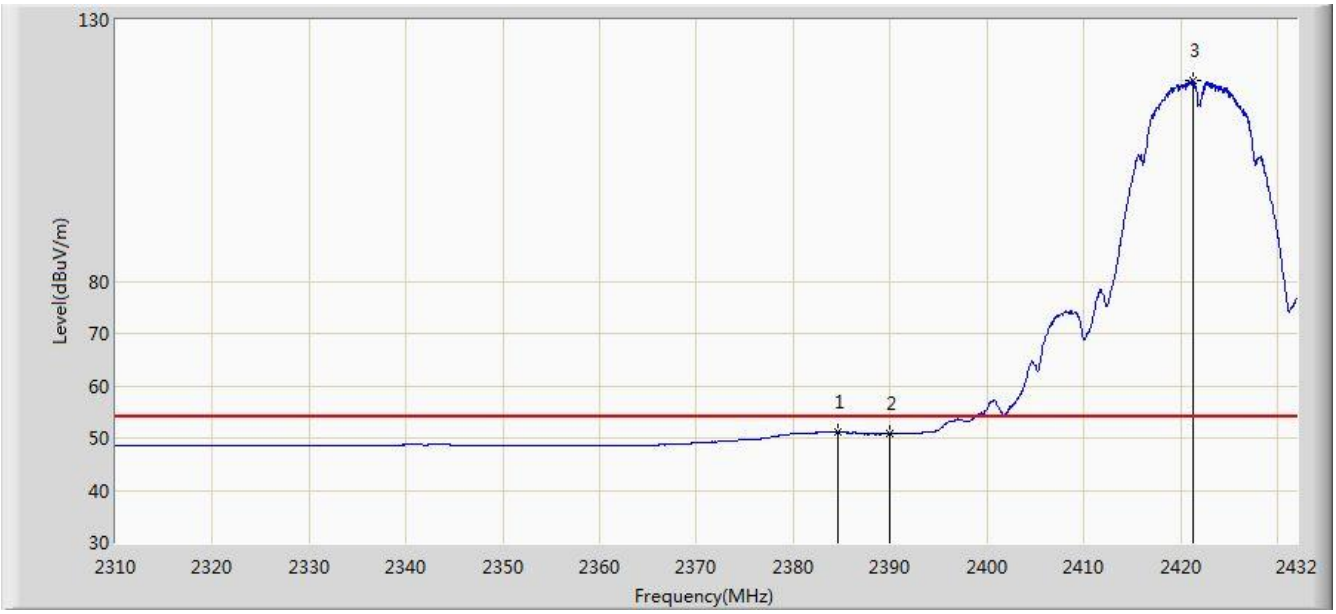

No	Flag	Mark	Frequency (MHz)	Measure Level (dBuV/m)	Reading Level (dBuV)	Over Limit (dB)	Limit (dBuV/m)	Factor (dB)	Type
1			2384.603	51.297	18.735	-2.703	54.000	32.562	AV
2			2390.000	50.799	18.245	-3.201	54.000	32.554	AV
3		*	2421.264	118.446	85.931	N/A	N/A	32.514	AV

Note: Measure Level (dBµV/m) = Reading Level (dBµV) + Factor (dB)

Factor (dB) = Cable Loss (dB) + Antenna Factor (dB/m)

Site: AC1	Time: 2016/12/21 - 22:06
Limit: FCC_Part15.209_RE(3m)	Engineer: Kevin Ke
Probe: BBHA9120D_1GHz_18GHz_TW	Polarity: Horizontal
EUT: AC2300 Wireless MU-MIMO Gigabit Router	Power: AC 120V/60Hz
Test Mode: Transmit by 802.11b at channel 2437MHz Ant 0 + 1 + 2	

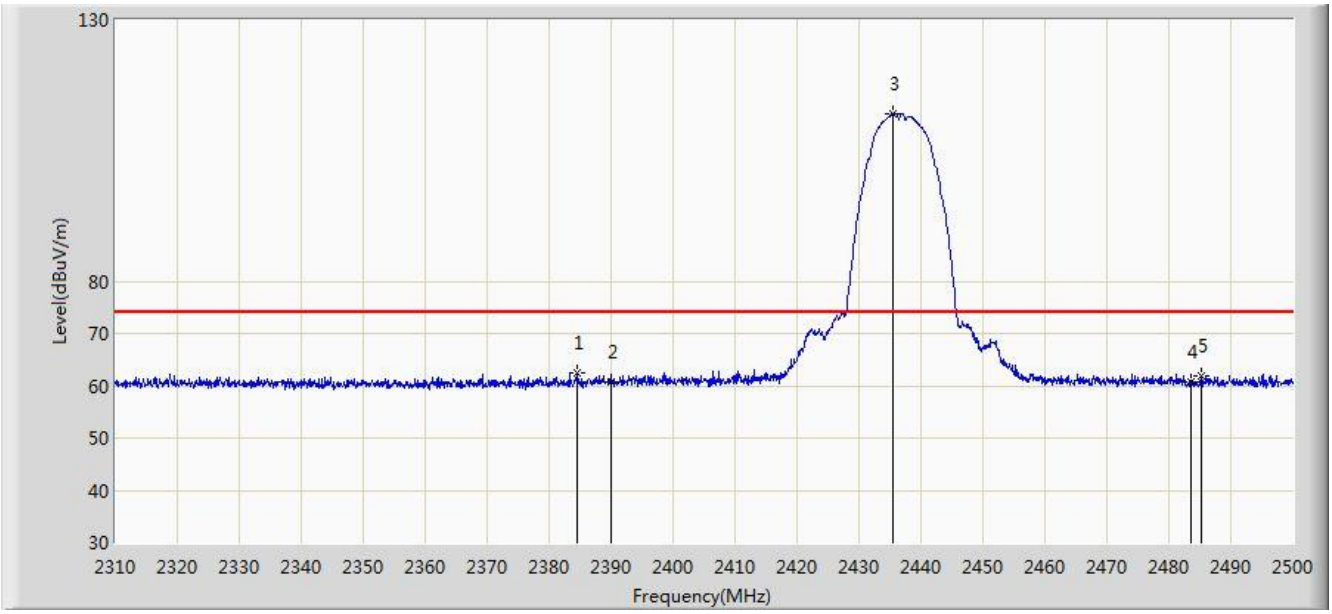

No	Flag	Mark	Frequency (MHz)	Measure Level (dBuV/m)	Reading Level (dBuV)	Over Limit (dB)	Limit (dBuV/m)	Factor (dB)	Type
1			2384.480	62.416	29.854	-11.584	74.000	32.562	PK
2			2390.000	60.755	28.201	-13.245	74.000	32.554	PK
3		*	2435.590	112.091	79.593	N/A	N/A	32.498	PK
4			2483.500	60.586	28.005	-13.414	74.000	32.580	PK
5			2485.180	61.859	29.273	-12.141	74.000	32.585	PK

Note: Measure Level (dBµV/m) = Reading Level (dBµV) + Factor (dB)

Factor (dB) = Cable Loss (dB) + Antenna Factor (dB/m)

Site: AC1	Time: 2016/12/21 - 22:08
Limit: FCC_Part15.209_RE(3m)	Engineer: Kevin Ke
Probe: BBHA9120D_1GHz_18GHz_TW	Polarity: Horizontal
EUT: AC2300 Wireless MU-MIMO Gigabit Router	Power: AC 120V/60Hz
Test Mode: Transmit by 802.11b at channel 2437MHz Ant 0 + 1 + 2	

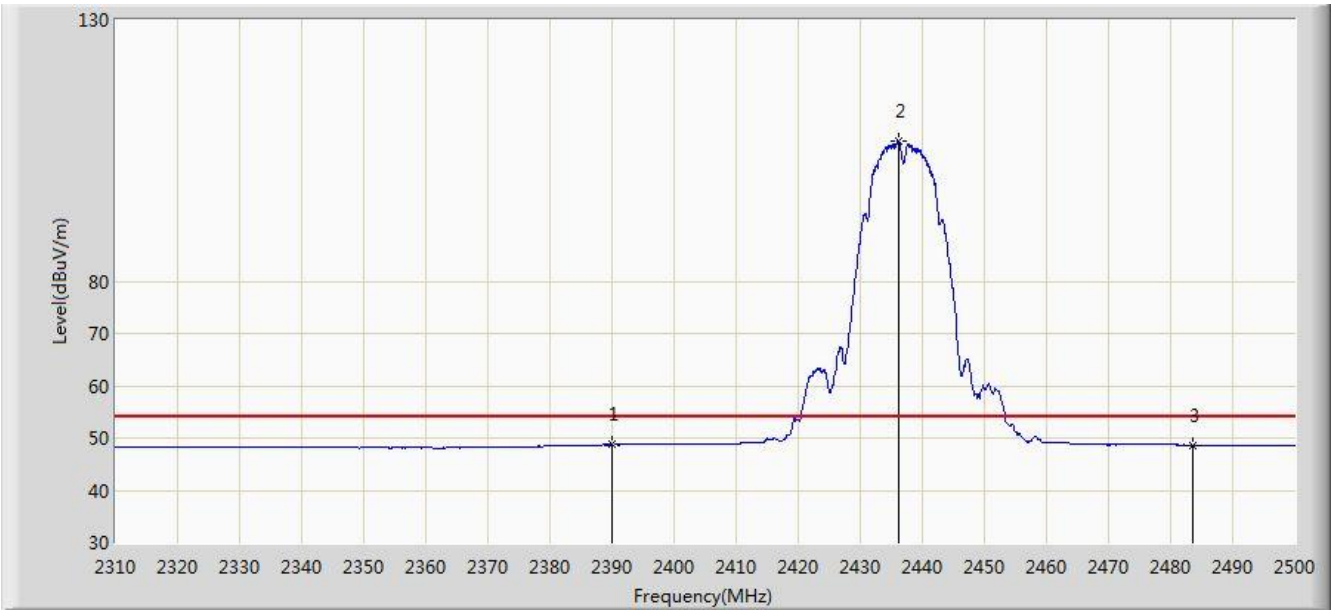

No	Flag	Mark	Frequency (MHz)	Measure Level (dBuV/m)	Reading Level (dBuV)	Over Limit (dB)	Limit (dBuV/m)	Factor (dB)	Type
1			2390.000	48.698	16.144	-5.302	54.000	32.554	AV
2		*	2436.160	106.905	74.408	N/A	N/A	32.497	AV
3			2483.500	48.613	16.032	-5.387	54.000	32.580	AV

Note: Measure Level (dBµV/m) = Reading Level (dBµV) + Factor (dB)

Factor (dB) = Cable Loss (dB) + Antenna Factor (dB/m)

Site: AC1	Time: 2016/12/21 - 22:04
Limit: FCC_Part15.209_RE(3m)	Engineer: Kevin Ke
Probe: BBHA9120D_1GHz_18GHz_TW	Polarity: Vertical
EUT: AC2300 Wireless MU-MIMO Gigabit Router	Power: AC 120V/60Hz
Test Mode: Transmit by 802.11b at channel 2437MHz Ant 0 + 1 + 2	

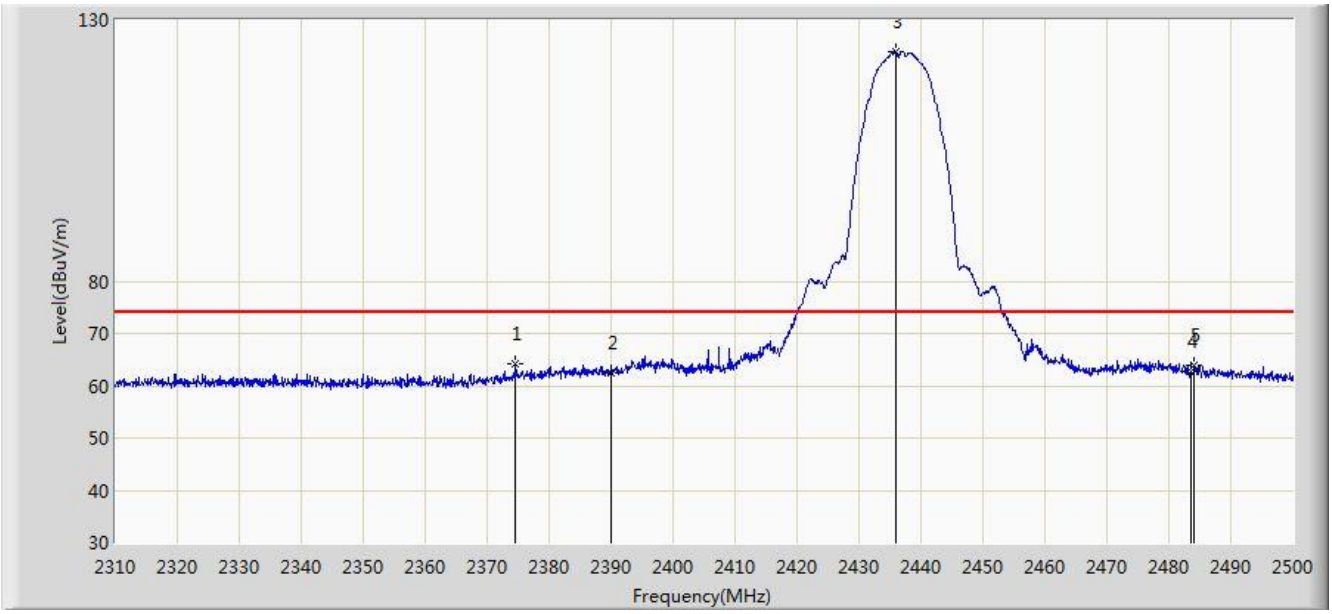

No	Flag	Mark	Frequency (MHz)	Measure Level (dBuV/m)	Reading Level (dBuV)	Over Limit (dB)	Limit (dBuV/m)	Factor (dB)	Type
1			2374.600	64.081	31.505	-9.919	74.000	32.575	PK
2			2390.000	62.562	30.008	-11.438	74.000	32.554	PK
3		*	2435.875	123.826	91.329	N/A	N/A	32.497	PK
4			2483.500	62.637	30.056	-11.363	74.000	32.580	PK
5			2484.135	63.793	31.210	-10.207	74.000	32.582	PK

Note: Measure Level (dBµV/m) = Reading Level (dBµV) + Factor (dB)

Factor (dB) = Cable Loss (dB) + Antenna Factor (dB/m)

Site: AC1	Time: 2016/12/21 - 22:03
Limit: FCC_Part15.209_RE(3m)	Engineer: Kevin Ke
Probe: BBHA9120D_1GHz_18GHz_TW	Polarity: Vertical
EUT: AC2300 Wireless MU-MIMO Gigabit Router	Power: AC 120V/60Hz
Test Mode: Transmit by 802.11b at channel 2437MHz Ant 0 + 1 + 2	

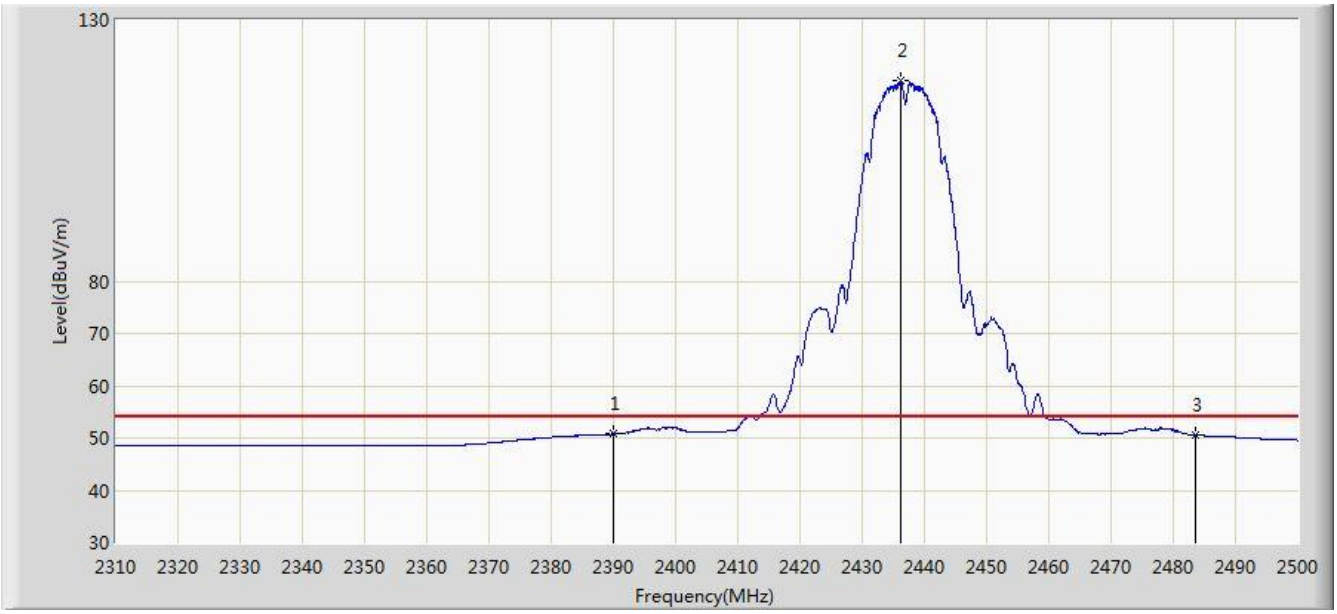

No	Flag	Mark	Frequency (MHz)	Measure Level (dBuV/m)	Reading Level (dBuV)	Over Limit (dB)	Limit (dBuV/m)	Factor (dB)	Type
1			2390.000	50.757	18.203	-3.243	54.000	32.554	AV
2		*	2436.160	118.288	85.791	N/A	N/A	32.497	AV
3			2483.500	50.559	17.978	-3.441	54.000	32.580	AV

Note: Measure Level (dBµV/m) = Reading Level (dBµV) + Factor (dB)

Factor (dB) = Cable Loss (dB) + Antenna Factor (dB/m)

Site: AC1	Time: 2016/12/21 - 22:12
Limit: FCC_Part15.209_RE(3m)	Engineer: Kevin Ke
Probe: BBHA9120D_1GHz_18GHz_TW	Polarity: Horizontal
EUT: AC2300 Wireless MU-MIMO Gigabit Router	Power: AC 120V/60Hz
Test Mode: Transmit by 802.11b at channel 2452MHz Ant 0 + 1 + 2	

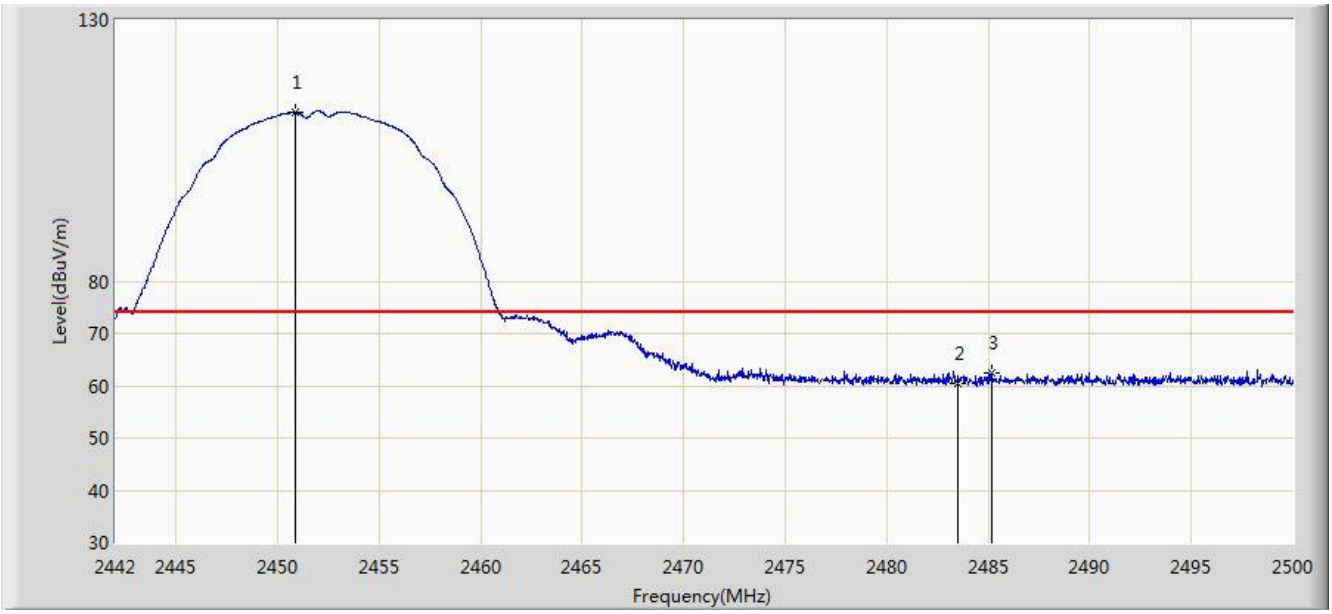

No	Flag	Mark	Frequency (MHz)	Measure Level (dBuV/m)	Reading Level (dBuV)	Over Limit (dB)	Limit (dBuV/m)	Factor (dB)	Type
1		*	2450.903	112.259	79.762	N/A	N/A	32.496	PK
2			2483.500	60.465	27.884	-13.535	74.000	32.580	PK
3			2485.181	62.426	29.840	-11.574	74.000	32.585	PK

Note: Measure Level (dBµV/m) = Reading Level (dBµV) + Factor (dB)

Factor (dB) = Cable Loss (dB) + Antenna Factor (dB/m)

Site: AC1	Time: 2016/12/21 - 22:13
Limit: FCC_Part15.209_RE(3m)	Engineer: Kevin Ke
Probe: BBHA9120D_1GHz_18GHz_TW	Polarity: Horizontal
EUT: AC2300 Wireless MU-MIMO Gigabit Router	Power: AC 120V/60Hz
Test Mode: Transmit by 802.11b at channel 2452MHz Ant 0 + 1 + 2	

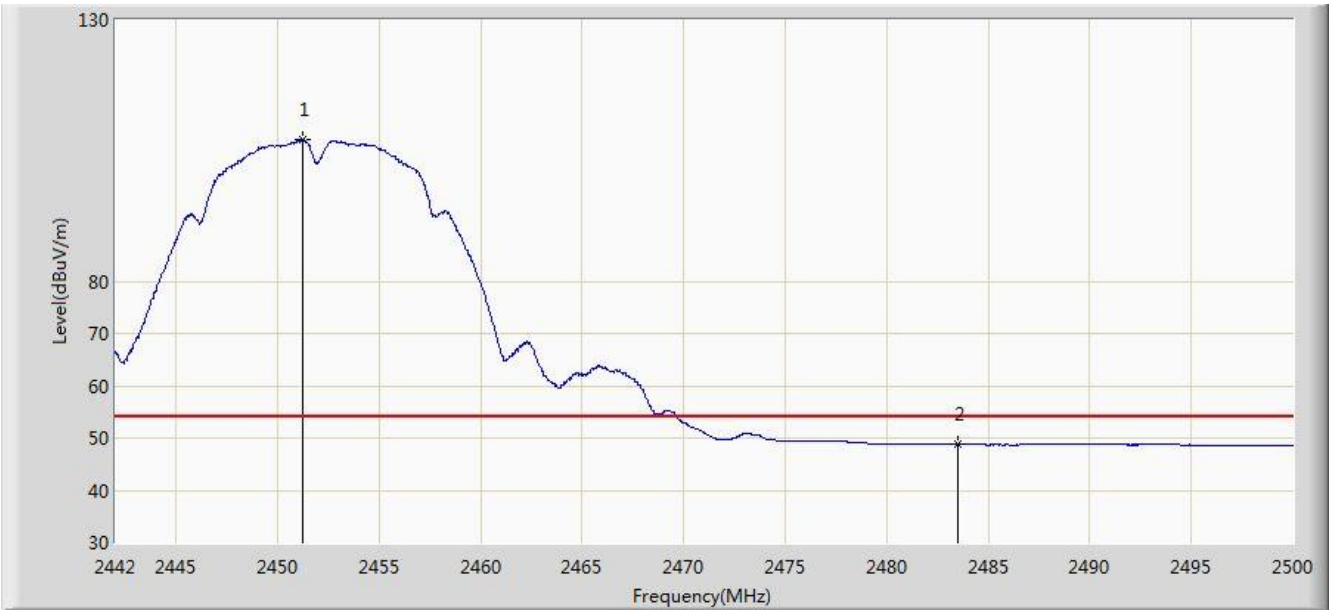

No	Flag	Mark	Frequency (MHz)	Measure Level (dBuV/m)	Reading Level (dBuV)	Over Limit (dB)	Limit (dBuV/m)	Factor (dB)	Type
1		*	2451.251	107.038	74.541	N/A	N/A	32.498	AV
2			2483.500	48.745	16.164	-5.255	54.000	32.580	AV

Note: Measure Level (dBµV/m) = Reading Level (dBµV) + Factor (dB)

Factor (dB) = Cable Loss (dB) + Antenna Factor (dB/m)

Site: AC1	Time: 2016/12/21 - 22:11
Limit: FCC_Part15.209_RE(3m)	Engineer: Kevin Ke
Probe: BBHA9120D_1GHz_18GHz_TW	Polarity: Vertical
EUT: AC2300 Wireless MU-MIMO Gigabit Router	Power: AC 120V/60Hz
Test Mode: Transmit by 802.11b at channel 2452MHz Ant 0 + 1 + 2	

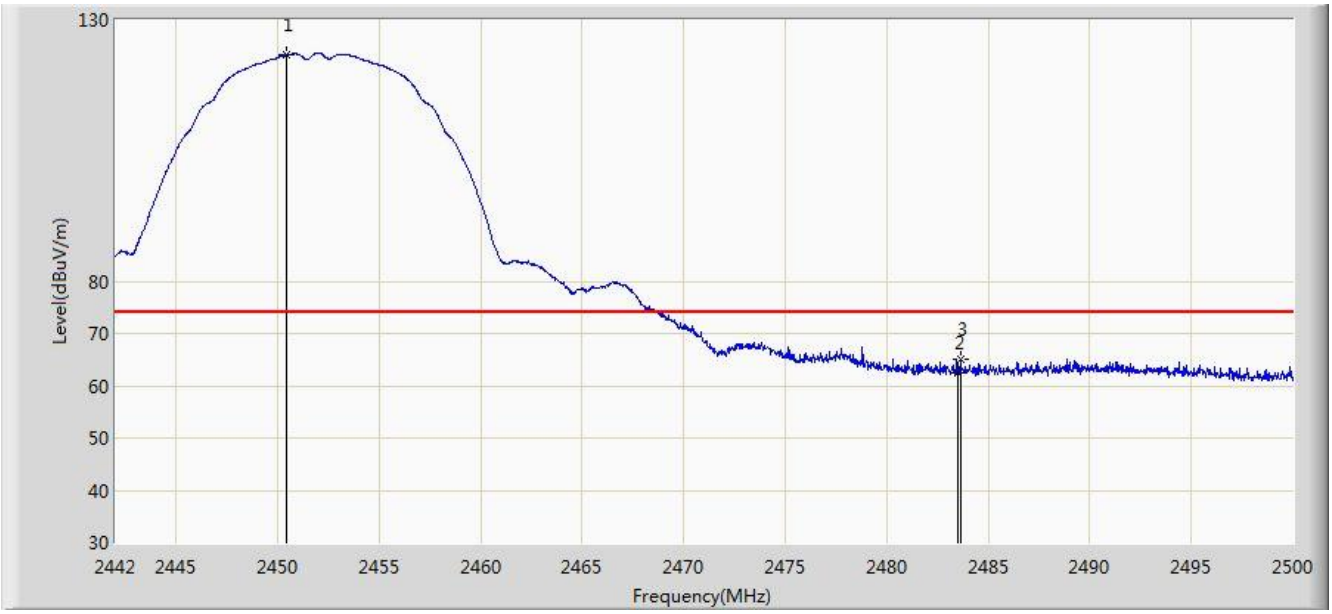

No	Flag	Mark	Frequency (MHz)	Measure Level (dBuV/m)	Reading Level (dBuV)	Over Limit (dB)	Limit (dBuV/m)	Factor (dB)	Type
1		*	2450.439	123.332	90.836	N/A	N/A	32.496	PK
2			2483.500	62.566	29.985	-11.434	74.000	32.580	PK
3			2483.615	65.089	32.508	-8.911	74.000	32.581	PK

Note: Measure Level (dBµV/m) = Reading Level (dBµV) + Factor (dB)

Factor (dB) = Cable Loss (dB) + Antenna Factor (dB/m)

Site: AC1	Time: 2016/12/21 - 22:09
Limit: FCC_Part15.209_RE(3m)	Engineer: Kevin Ke
Probe: BBHA9120D_1GHz_18GHz_TW	Polarity: Vertical
EUT: AC2300 Wireless MU-MIMO Gigabit Router	Power: AC 120V/60Hz
Test Mode: Transmit by 802.11b at channel 2452MHz Ant 0 + 1 + 2	

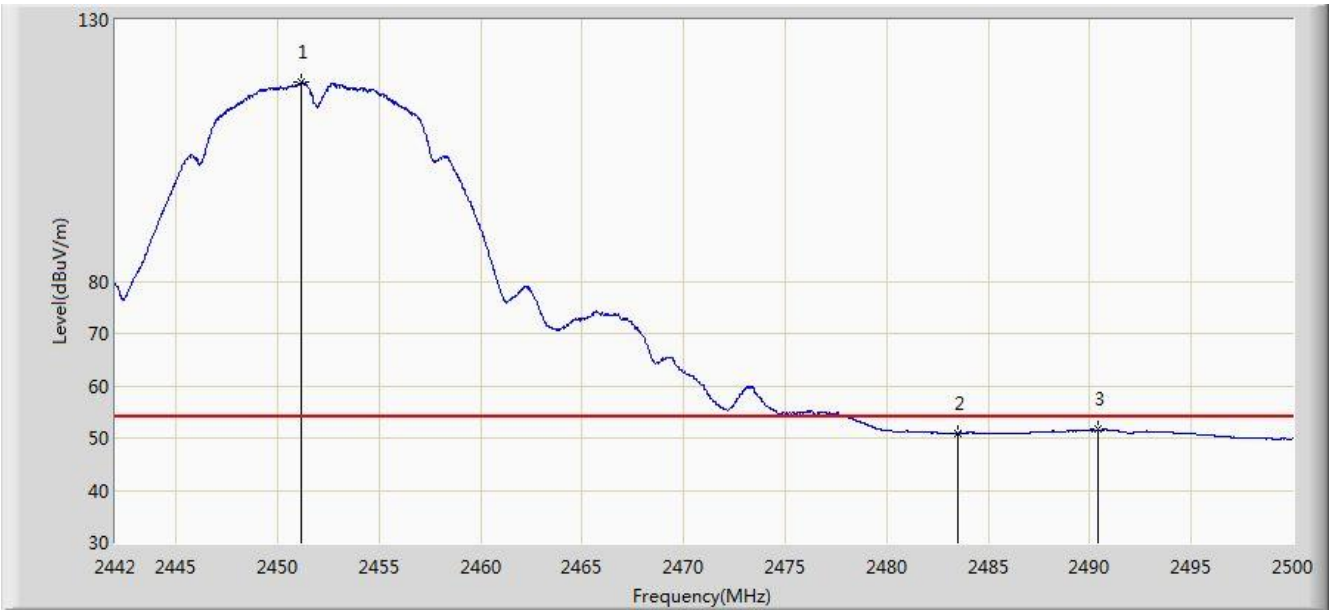

No	Flag	Mark	Frequency (MHz)	Measure Level (dBuV/m)	Reading Level (dBuV)	Over Limit (dB)	Limit (dBuV/m)	Factor (dB)	Type
1		*	2451.193	118.050	85.553	N/A	N/A	32.498	AV
2			2483.500	50.993	18.412	-3.007	54.000	32.580	AV
3			2490.401	51.647	19.046	-2.353	54.000	32.601	AV

Note: Measure Level (dBµV/m) = Reading Level (dBµV) + Factor (dB)

Factor (dB) = Cable Loss (dB) + Antenna Factor (dB/m)

Site: AC1	Time: 2016/12/21 - 22:17
Limit: FCC_Part15.209_RE(3m)	Engineer: Kevin Ke
Probe: BBHA9120D_1GHz_18GHz_TW	Polarity: Horizontal
EUT: AC2300 Wireless MU-MIMO Gigabit Router	Power: AC 120V/60Hz
Test Mode: Transmit by 802.11b at channel 2462MHz Ant 0 + 1 + 2	

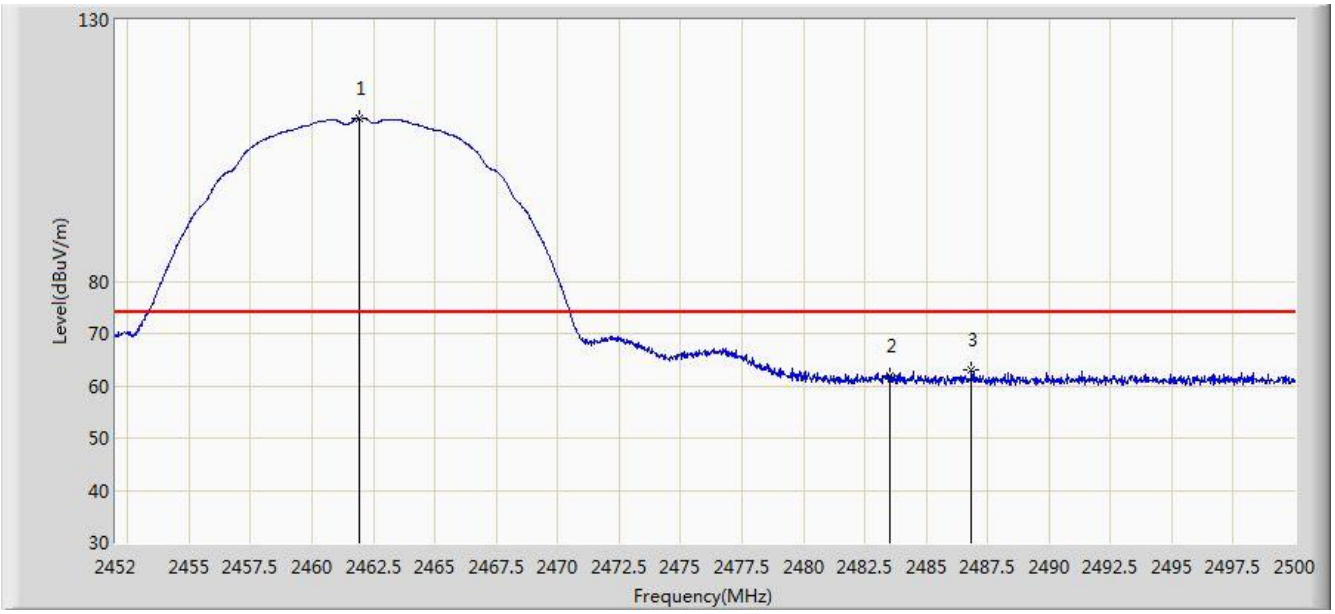

No	Flag	Mark	Frequency (MHz)	Measure Level (dBuV/m)	Reading Level (dBuV)	Over Limit (dB)	Limit (dBuV/m)	Factor (dB)	Type
1		*	2461.912	111.288	78.772	N/A	N/A	32.516	PK
2			2483.500	61.885	29.304	-12.115	74.000	32.580	PK
3			2486.848	63.117	30.526	-10.883	74.000	32.590	PK

Note: Measure Level (dBµV/m) = Reading Level (dBµV) + Factor (dB)

Factor (dB) = Cable Loss (dB) + Antenna Factor (dB/m)

Site: AC1	Time: 2016/12/21 - 22:18
Limit: FCC_Part15.209_RE(3m)	Engineer: Kevin Ke
Probe: BBHA9120D_1GHz_18GHz_TW	Polarity: Horizontal
EUT: AC2300 Wireless MU-MIMO Gigabit Router	Power: AC 120V/60Hz
Test Mode: Transmit by 802.11b at channel 2462MHz Ant 0 + 1 + 2	

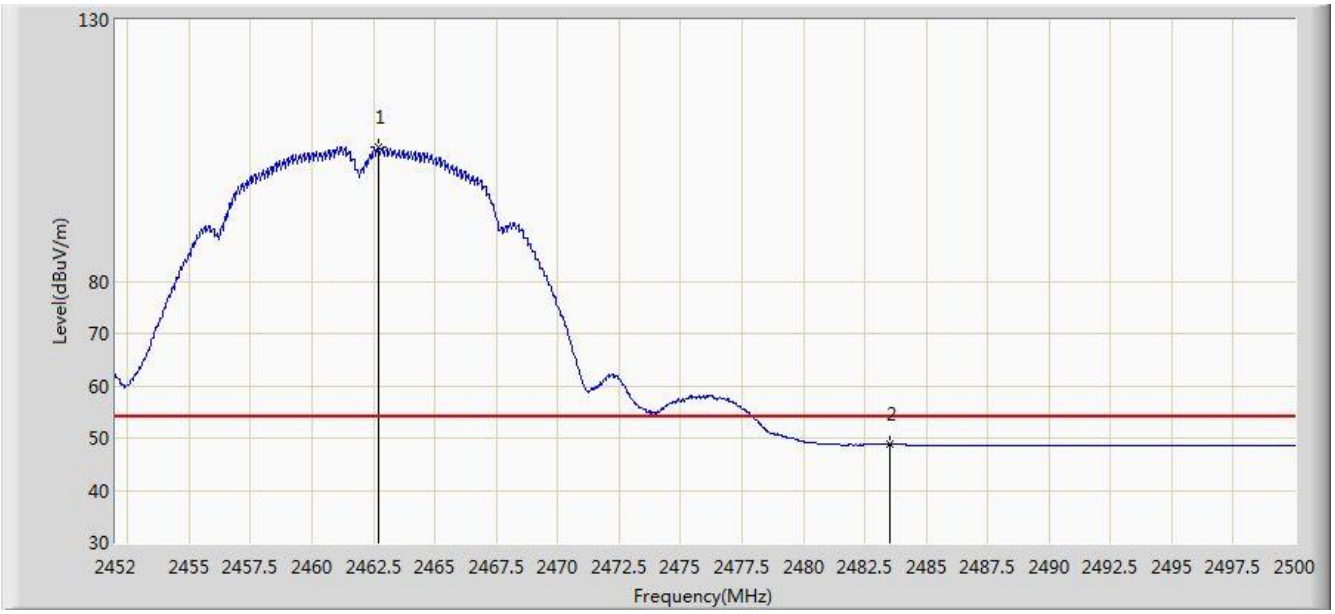

No	Flag	Mark	Frequency (MHz)	Measure Level (dBuV/m)	Reading Level (dBuV)	Over Limit (dB)	Limit (dBuV/m)	Factor (dB)	Type
1		*	2462.704	105.675	73.157	N/A	N/A	32.518	AV
2			2483.500	48.862	16.281	-5.138	54.000	32.580	AV

Note: Measure Level (dBµV/m) = Reading Level (dBµV) + Factor (dB)

Factor (dB) = Cable Loss (dB) + Antenna Factor (dB/m)

Site: AC1	Time: 2016/12/21 - 22:17
Limit: FCC_Part15.209_RE(3m)	Engineer: Kevin Ke
Probe: BBHA9120D_1GHz_18GHz_TW	Polarity: Vertical
EUT: AC2300 Wireless MU-MIMO Gigabit Router	Power: AC 120V/60Hz
Test Mode: Transmit by 802.11b at channel 2462MHz Ant 0 + 1 + 2	

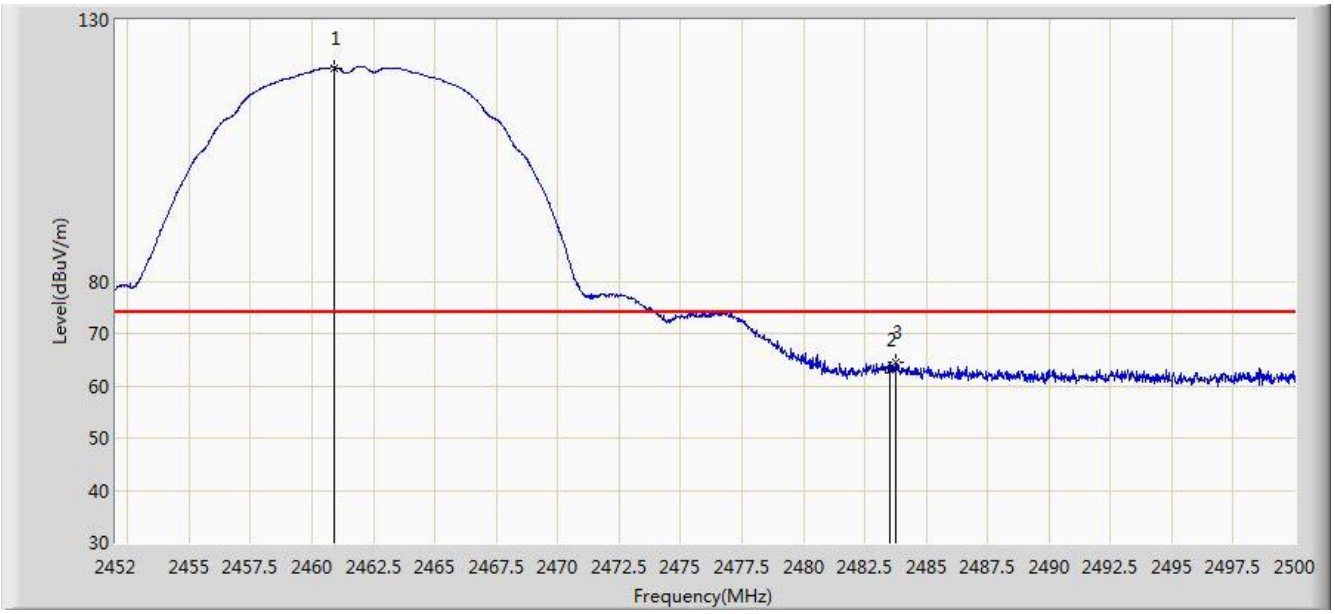

No	Flag	Mark	Frequency (MHz)	Measure Level (dBuV/m)	Reading Level (dBuV)	Over Limit (dB)	Limit (dBuV/m)	Factor (dB)	Type
1		*	2460.928	120.858	88.344	N/A	N/A	32.514	PK
2			2483.500	63.061	30.480	-10.939	74.000	32.580	PK
3			2483.776	64.356	31.775	-9.644	74.000	32.582	PK

Note: Measure Level (dBµV/m) = Reading Level (dBµV) + Factor (dB)

Factor (dB) = Cable Loss (dB) + Antenna Factor (dB/m)

Site: AC1	Time: 2016/12/21 - 22:16
Limit: FCC_Part15.209_RE(3m)	Engineer: Kevin Ke
Probe: BBHA9120D_1GHz_18GHz_TW	Polarity: Vertical
EUT: AC2300 Wireless MU-MIMO Gigabit Router	Power: AC 120V/60Hz
Test Mode: Transmit by 802.11b at channel 2462MHz Ant 0 + 1 + 2	

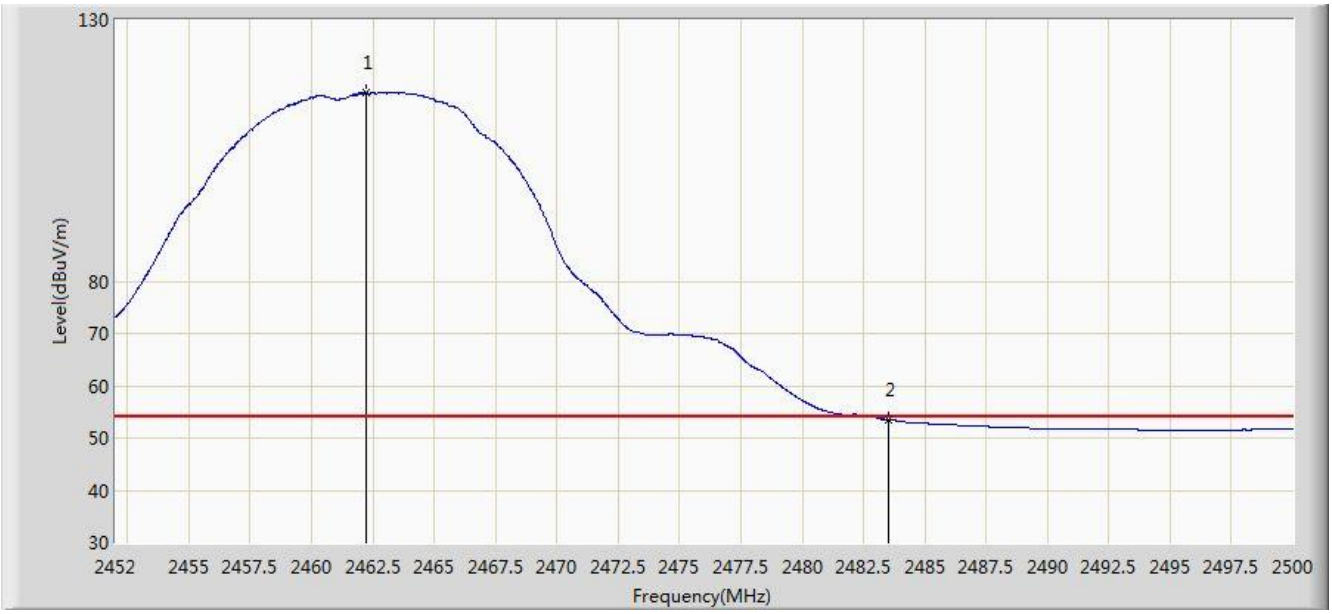

No	Flag	Mark	Frequency (MHz)	Measure Level (dBuV/m)	Reading Level (dBuV)	Over Limit (dB)	Limit (dBuV/m)	Factor (dB)	Type
1		*	2462.200	116.058	83.541	N/A	N/A	32.517	AV
2			2483.500	53.523	20.942	-0.477	54.000	32.580	AV

Note: Measure Level (dBµV/m) = Reading Level (dBµV) + Factor (dB)

Factor (dB) = Cable Loss (dB) + Antenna Factor (dB/m)

Site: AC1	Time: 2016/12/21 - 22:24
Limit: FCC_Part15.209_RE(3m)	Engineer: Kevin Ke
Probe: BBHA9120D_1GHz_18GHz_TW	Polarity: Horizontal
EUT: AC2300 Wireless MU-MIMO Gigabit Router	Power: AC 120V/60Hz
Test Mode: Transmit by 802.11g at channel 2412MHz Ant 0 + 1 + 2	

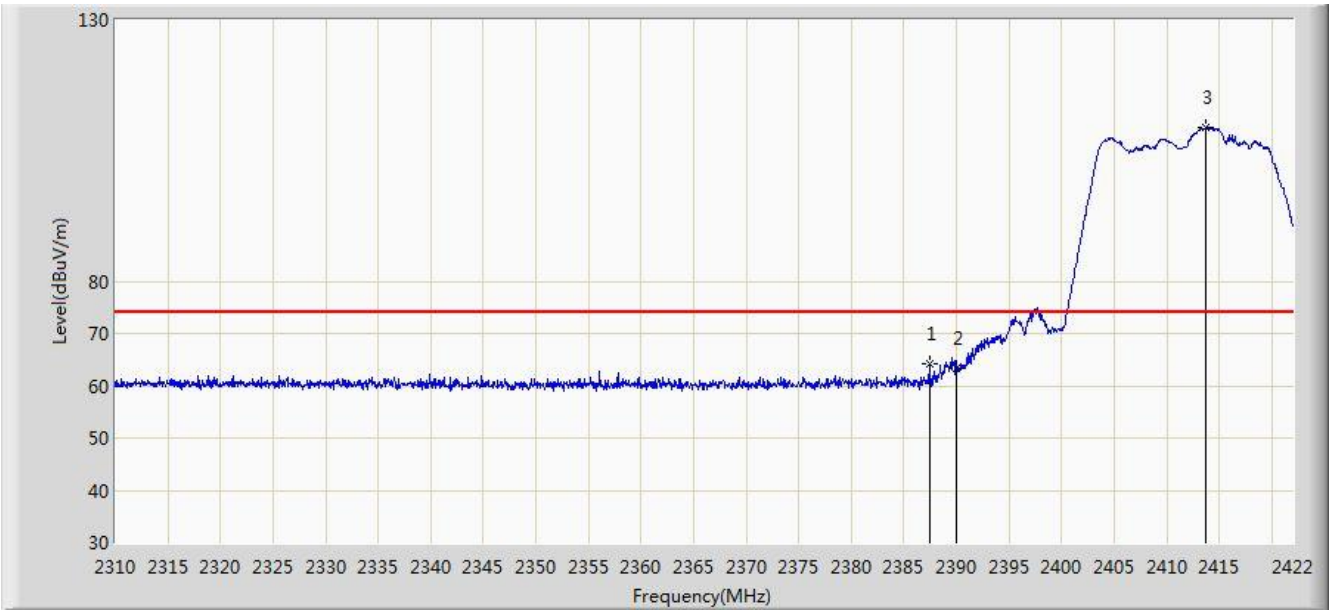

No	Flag	Mark	Frequency (MHz)	Measure Level (dBuV/m)	Reading Level (dBuV)	Over Limit (dB)	Limit (dBuV/m)	Factor (dB)	Type
1			2387.448	64.148	31.590	-9.852	74.000	32.558	PK
2			2390.000	63.433	30.879	-10.567	74.000	32.554	PK
3		*	2413.712	109.402	76.878	N/A	N/A	32.523	PK

Note: Measure Level (dBµV/m) = Reading Level (dBµV) + Factor (dB)

Factor (dB) = Cable Loss (dB) + Antenna Factor (dB/m)

Site: AC1	Time: 2016/12/21 - 22:25
Limit: FCC_Part15.209_RE(3m)	Engineer: Kevin Ke
Probe: BBHA9120D_1GHz_18GHz_TW	Polarity: Horizontal
EUT: AC2300 Wireless MU-MIMO Gigabit Router	Power: AC 120V/60Hz
Test Mode: Transmit by 802.11g at channel 2412MHz Ant 0 + 1 + 2	

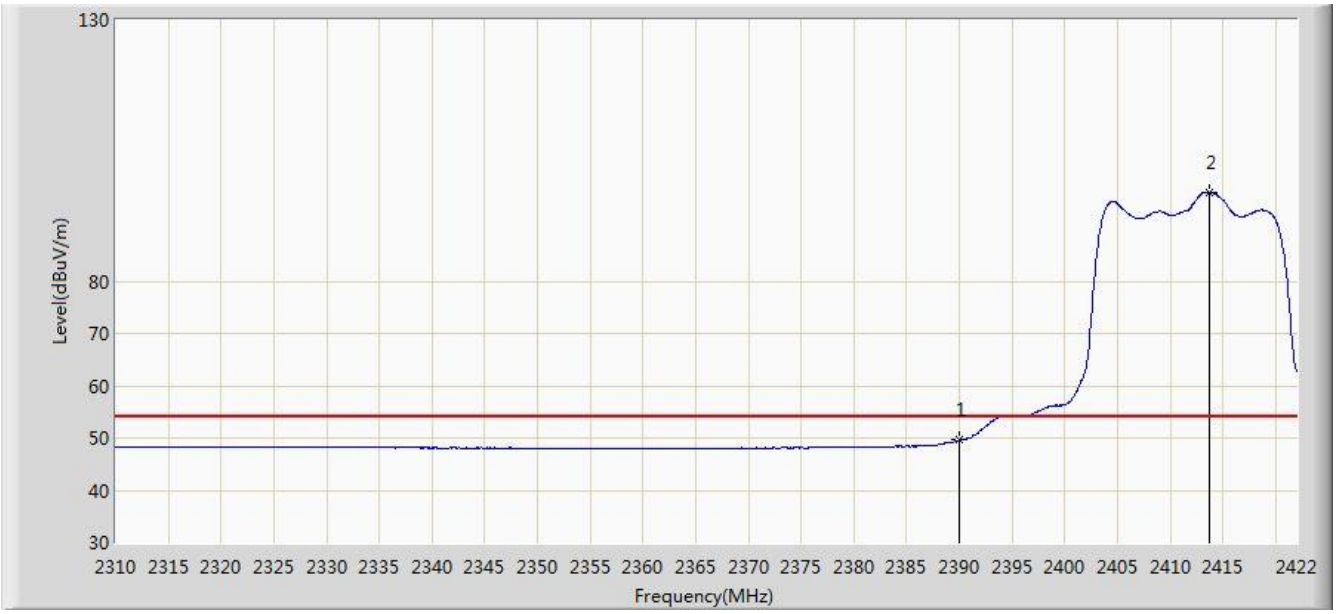

No	Flag	Mark	Frequency (MHz)	Measure Level (dBuV/m)	Reading Level (dBuV)	Over Limit (dB)	Limit (dBuV/m)	Factor (dB)	Type
1			2390.000	49.576	17.022	-4.424	54.000	32.554	AV
2		*	2413.768	97.002	64.479	N/A	N/A	32.523	AV

Note: Measure Level (dBµV/m) = Reading Level (dBµV) + Factor (dB)

Factor (dB) = Cable Loss (dB) + Antenna Factor (dB/m)

Site: AC1	Time: 2016/12/21 - 22:24
Limit: FCC_Part15.209_RE(3m)	Engineer: Kevin Ke
Probe: BBHA9120D_1GHz_18GHz_TW	Polarity: Vertical
EUT: AC2300 Wireless MU-MIMO Gigabit Router	Power: AC 120V/60Hz
Test Mode: Transmit by 802.11g at channel 2412MHz Ant 0 + 1 + 2	

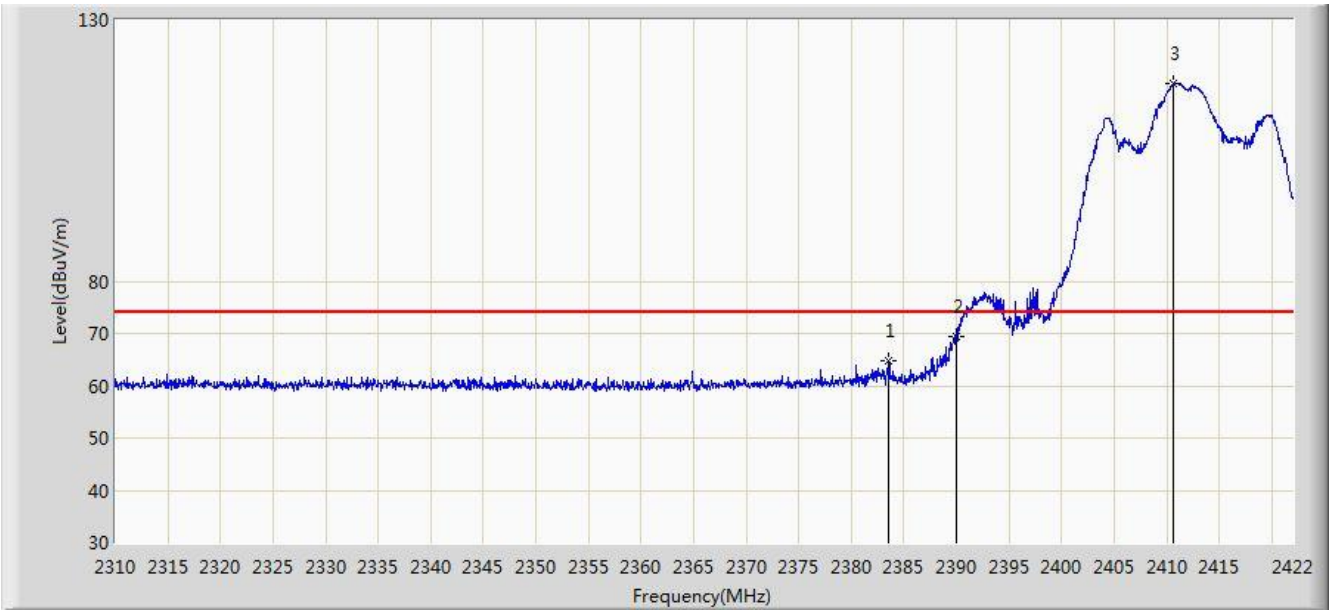

No	Flag	Mark	Frequency (MHz)	Measure Level (dBuV/m)	Reading Level (dBuV)	Over Limit (dB)	Limit (dBuV/m)	Factor (dB)	Type
1			2383.584	64.670	32.107	-9.330	74.000	32.563	PK
2			2390.000	69.400	36.846	-4.600	74.000	32.554	PK
3		*	2410.632	117.773	85.246	N/A	N/A	32.527	PK

Note: Measure Level (dBµV/m) = Reading Level (dBµV) + Factor (dB)

Factor (dB) = Cable Loss (dB) + Antenna Factor (dB/m)

Site: AC1	Time: 2016/12/21 - 22:22
Limit: FCC_Part15.209_RE(3m)	Engineer: Kevin Ke
Probe: BBHA9120D_1GHz_18GHz_TW	Polarity: Vertical
EUT: AC2300 Wireless MU-MIMO Gigabit Router	Power: AC 120V/60Hz
Test Mode: Transmit by 802.11g at channel 2412MHz Ant 0 + 1 + 2	

No	Flag	Mark	Frequency (MHz)	Measure Level (dBuV/m)	Reading Level (dBuV)	Over Limit (dB)	Limit (dBuV/m)	Factor (dB)	Type
1			2390.000	53.280	20.726	-0.720	54.000	32.554	AV
2		*	2411.416	105.666	73.140	N/A	N/A	32.526	AV

Note: Measure Level (dBµV/m) = Reading Level (dBµV) + Factor (dB)

Factor (dB) = Cable Loss (dB) + Antenna Factor (dB/m)

Site: AC1	Time: 2016/12/21 - 22:29
Limit: FCC_Part15.209_RE(3m)	Engineer: Kevin Ke
Probe: BBHA9120D_1GHz_18GHz_TW	Polarity: Horizontal
EUT: AC2300 Wireless MU-MIMO Gigabit Router	Power: AC 120V/60Hz
Test Mode: Transmit by 802.11g at channel 2422MHz Ant 0 + 1 + 2	

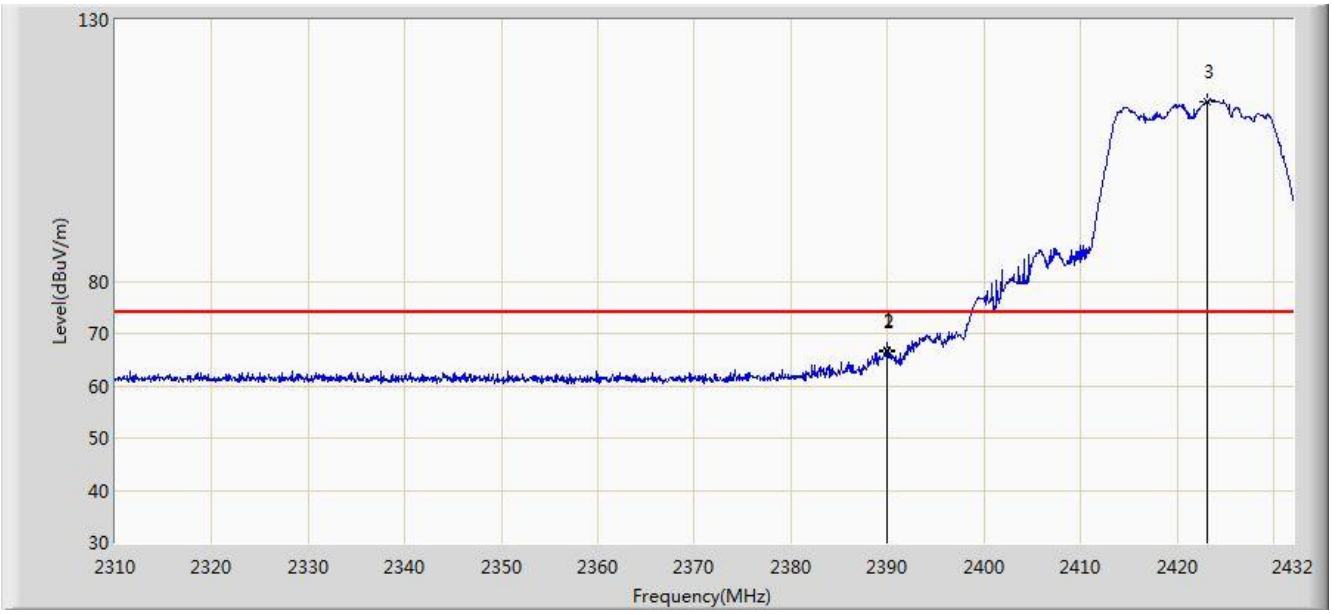

No	Flag	Mark	Frequency (MHz)	Measure Level (dBuV/m)	Reading Level (dBuV)	Over Limit (dB)	Limit (dBuV/m)	Factor (dB)	Type
1			2389.910	66.764	34.209	-7.236	74.000	32.555	PK
2			2390.000	66.456	33.902	-7.544	74.000	32.554	PK
3		*	2423.094	114.337	81.825	N/A	N/A	32.513	PK

Note: Measure Level (dBµV/m) = Reading Level (dBµV) + Factor (dB)

Factor (dB) = Cable Loss (dB) + Antenna Factor (dB/m)