FCC RADIO TEST REPORT

FCC ID	:	TE7C2700
Equipment	:	AC2600 MU-MIMO Wi-Fi Router
Brand Name	:	tp-link
Model Name	:	Archer C2700
Applicant	:	TP-Link Technologies Co., Ltd. Building 24 (floors 1,3,4,5) and 28 (floors1-4), Central Science and Technology Park,Nanshan Shenzhen, 518057 China
Manufacturer	:	TP-Link Technologies Co., Ltd. Building 24 (floors 1,3,4,5) and 28 (floors1-4), Central Science and Technology Park,Nanshan Shenzhen, 518057 China
Standard	:	47 CFR FCC Part 15.407

The product was received on Oct. 02, 2018, and testing was started from Oct. 23, 2018 and completed on Nov. 09, 2018. We, SPORTON INTERNATIONAL INC. EMC & Wireless Communications Laboratory, would like to declare that the tested sample has been evaluated in accordance with the procedures given in ANSI C63.10-2013 and shown compliance with the applicable technical standards.

The report must not be used by the client to claim product certification, approval, or endorsement by TAF or any agency of government.

The test results in this report apply exclusively to the tested model / sample. Without written approval of SPORTON INTERNATIONAL INC. EMC & Wireless Communications Laboratory, the test report shall not be reproduced except in full.

Approved by: Sam Chen

SPORTON INTERNATIONAL INC. EMC & Wireless Communications Laboratory
No. 52, Huaya 1st Rd., Guishan Dist., Taoyuan City, Taiwan (R.O.C.)

Table of Contents

History of this test report **3**

Summary of Test Result **4**

1 General Description **5**

1.1 Information 5
1.2 Testing Applied Standards 7
1.3 Testing Location Information 8
1.4 Measurement Uncertainty 8

2 Test Configuration of EUT **9**

2.1 Test Channel Mode 9
2.2 The Worst Case Measurement Configuration 11
2.3 EUT Operation during Test 13
2.4 Accessories 13
2.5 Support Equipment 14
2.6 Test Setup Diagram 15

3 Transmitter Test Result **19**

3.1 AC Power-line Conducted Emissions 19
3.2 Emission Bandwidth 21
3.3 Maximum Conducted Output Power 22
3.4 Peak Power Spectral Density 24
3.5 Unwanted Emissions 27

4 Test Equipment and Calibration Data **31**

Appendix A. Test Results of AC Power-line Conducted Emissions

Appendix B. Test Results of Emission Bandwidth

Appendix C. Test Results of Maximum Conducted Output Power

Appendix D. Test Results of Peak Power Spectral Density

Appendix E. Test Results of Unwanted Emissions

Appendix F. Test Results of Radiated Emission Co-location

Appendix G. Test Photos

Photographs of EUT v01

History of this test report

Report No.	Version	Description	Issued Date
FR892717AB	01	Initial issue of report	Nov. 28, 2018

Summary of Test Result

Report Clause	Ref Std. Clause	Test Items	Result (PASS/FAIL)	Remark
1.1.2	15.203	Antenna Requirement	PASS	-
3.1	15.207	AC Power-line Conducted Emissions	PASS	-
3.2	15.407(a)	Emission Bandwidth	PASS	-
3.3	15.407(a)	Maximum Conducted Output Power	PASS	-
3.4	15.407(a)	Peak Power Spectral Density	PASS	-
3.5	15.407(b)	Unwanted Emissions	PASS	-

Declaration of Conformity:
The judgment of conformity in the report is based on the measurement results excluding the measurement uncertainty.
Comments and Explanations:
None

Reviewed by: Sam Chen

Report Producer: Sandy Chuang

1 General Description

1.1 Information

1.1.1 RF General Information

Frequency Range (MHz)	IEEE Std. 802.11	Ch. Frequency (MHz)	Channel Number
5150-5250	a, n (HT20), ac (VHT20)	5180-5240	36-48 [4]
5725-5850		5745-5825	149-165 [5]
5150-5250	n (HT40), ac (VHT40)	5190-5230	38-46 [2]
5725-5850		5755-5795	151-159 [2]
5150-5250	ac (VHT80)	5210	42 [1]
5725-5850		5775	155 [1]

Band	Mode	BWch (MHz)	Nant
5.15-5.25GHz	802.11a	20	4TX
5.15-5.25GHz	802.11n HT20	20	4TX
5.15-5.25GHz	802.11n HT20-BF	20	4TX
5.15-5.25GHz	802.11ac VHT20	20	4TX
5.15-5.25GHz	802.11ac VHT20-BF	20	4TX
5.15-5.25GHz	802.11n HT40	40	4TX
5.15-5.25GHz	802.11n HT40-BF	40	4TX
5.15-5.25GHz	802.11ac VHT40	40	4TX
5.15-5.25GHz	802.11ac VHT40-BF	40	4TX
5.15-5.25GHz	802.11ac VHT80	80	4TX
5.15-5.25GHz	802.11ac VHT80-BF	80	4TX
5.725-5.85GHz	802.11a	20	4TX
5.725-5.85GHz	802.11n HT20	20	4TX
5.725-5.85GHz	802.11n HT20-BF	20	4TX
5.725-5.85GHz	802.11ac VHT20	20	4TX
5.725-5.85GHz	802.11ac VHT20-BF	20	4TX
5.725-5.85GHz	802.11n HT40	40	4TX
5.725-5.85GHz	802.11n HT40-BF	40	4TX
5.725-5.85GHz	802.11ac VHT40	40	4TX
5.725-5.85GHz	802.11ac VHT40-BF	40	4TX
5.725-5.85GHz	802.11ac VHT80	80	4TX
5.725-5.85GHz	802.11ac VHT80-BF	80	4TX

Note:
- 11a, HT20 and HT40 use a combination of OFDM-BPSK, QPSK, 16QAM, 64QAM modulation.
- VHT20, VHT40, VHT80 use a combination of OFDM-BPSK, QPSK, 16QAM, 64QAM, 256QAM, 1024QAM modulation.
- BWch is the nominal channel bandwidth.
- Nss-Min is the minimum number of spatial streams.
- Nant is the number of outputs. e.g., 2(2,3) means have 2 outputs for port 2 and port 3. 2 means have 2 outputs for port 1 and port 2.

1.1.2 Antenna Information

Ant.	Port		Brand	P/N	Antenna Type	Connector	Gain (dBi)	
	2.4GHz	5GHz					2.4GHz	5GHz
1	1	4	TP-LINK	3101502118	Dipole	Reversed-SMA	2	3
2	2	3	TP-LINK	3101502118	Dipole	Reversed-SMA	2	3
3	3	2	TP-LINK	3101502118	Dipole	Reversed-SMA	2	3
4	4	1	TP-LINK	3101502118	Dipole	Reversed-SMA	2	3

Note: The EUT has four antennas.

<For 2.4GHz Band>

For IEEE 802.11b mode (1TX/4RX):

Only Port 1 antenna can transmit RF signal.

Port 1, Port 2, Port 3 and Port 4 could be used as receiving antennas.

Port 1, Port 2, Port 3 and Port 4 could receive simultaneously.

For IEEE 802.11g/n mode (4TX/4RX)

Port 1, Port 2, Port 3 and Port 4 can be used as transmitting/receiving antenna.

Port 1, Port 2, Port 3 and Port 4 could transmit/receive simultaneously.

<For 5GHz Band>

For IEEE 802.11a/n/ac mode (4TX/4RX)

Port 1, Port 2, Port 3 and Port 4 can be used as transmitting/receiving antenna.

Port 1, Port 2, Port 3 and Port 4 could transmit/receive simultaneously.

1.1.3 Mode Test Duty Cycle

Mode	DC	DCF(dB)	T(s)	VBW(Hz) ≥ 1/T
802.11a	0.983	0.074	n/a (DC>=0.98)	n/a (DC>=0.98)
802.11ac VHT20	0.985	0.066	n/a (DC>=0.98)	n/a (DC>=0.98)
802.11ac VHT20-BF	0.94	0.269	3.838m	300
802.11ac VHT40	0.966	0.15	656.875u	3k
802.11ac VHT40-BF	0.964	0.159	4.613m	300
802.11ac VHT80	0.892	0.496	324.25u	10k
802.11ac VHT80-BF	0.965	0.155	5.098m	300

1.1.4 EUT Operational Condition

EUT Power Type	From Power Adapter			
Beamforming Function	☒	With beamforming	☐	Without beamforming
	Note: The product has beamforming function for 802.11n/ac in 5GHz			
Function	☐	Outdoor P2M	☒	Indoor P2M
	☐	Fixed P2P	☐	Client
Test Software Version	**<Non-beamforming mode>** Lantiq DUT (542.40) **<beamforming mode>** Telnet(version 6.1.7601.17514)			

1.2 Testing Applied Standards

According to the specifications of the manufacturer, the EUT must comply with the requirements of the following standards:

- 47 CFR FCC Part 15
- ANSI C63.10-2013
- FCC KDB 789033 D02 v02r01
- FCC KDB 662911 D01 v02r01

1.3 Testing Location Information

Testing Location							
☐	HWA YA	ADD	:	No. 52, Huaya 1st Rd., Guishan Dist., Taoyuan City, Taiwan (R.O.C.)			
		TEL	:	886-3-327-3456	FAX	:	886-3-327-0973
☒	JHUBEI	ADD	:	No.8, Lane 724, Bo-ai St., Jhubei City, HsinChu County 302, Taiwan, R.O.C.			
		TEL	:	886-3-656-9065	FAX	:	886-3-656-9085

Test Condition	Test Site No.	Test Engineer	Test Environment	Test Date
RF Conducted	TH01-CB	Owen Hsu	22°C / 53%	Oct. 29, 2018~ Nov. 03, 2018
Radiated	03CH01-CB	Lance Wu	22°C / 54%	Oct. 23, 2018~ Oct. 31, 2018
AC Conduction	CO01-CB	Rick Yeh	23°C / 61%	Nov. 09, 2018

Test site Designation No. TW0006 with FCC
Test site registered number IC 4086D with Industry Canada.

1.4 Measurement Uncertainty

ISO/IEC 17025 requires that an estimate of the measurement uncertainties associated with the emissions test results be included in the report. The measurement uncertainties given below are based on a 95% confidence level (based on a coverage factor (k=2)

Test Items	Uncertainty	Remark
Conducted Emission (150kHz ~ 30MHz)	2.0 dB	Confidence levels of 95%
Radiated Emission (30MHz ~ 1,000MHz)	3.6 dB	Confidence levels of 95%
Radiated Emission (1GHz ~ 18GHz)	3.7 dB	Confidence levels of 95%
Radiated Emission (18GHz ~ 40GHz)	3.5 dB	Confidence levels of 95%
Conducted Emission	1.7 dB	Confidence levels of 95%
Output Power Measurement	1.33 dB	Confidence levels of 95%
Power Density Measurement	1.27 dB	Confidence levels of 95%
Bandwidth Measurement	9.74×10^{-8}	Confidence levels of 95%

2 Test Configuration of EUT

2.1 Test Channel Mode

Mode	PowerSetting
802.11a_Nss1,(6Mbps)_4TX	-
5180MHz	20
5200MHz	20
5240MHz	20
5745MHz	23.5
5785MHz	23.5
5825MHz	23.5
802.11ac VHT20_Nss1,(MCS0)_4TX	-
5180MHz	20
5200MHz	20
5240MHz	20
5745MHz	23.5
5785MHz	23.5
5825MHz	23.5
802.11ac VHT40_Nss1,(MCS0)_4TX	-
5190MHz	19
5230MHz	23.5
5755MHz	23.5
5795MHz	23.5
802.11ac VHT80_Nss1,(MCS0)_4TX	-
5210MHz	15
5775MHz	19.5
802.11ac VHT20-BF_Nss1,(MCS0)_4TX	-
5180MHz	47
5200MHz	55
5240MHz	56
5745MHz	55
5785MHz	55
5825MHz	55
802.11ac VHT40-BF_Nss1,(MCS0)_4TX	-
5190MHz	47
5230MHz	56
5755MHz	55
5795MHz	56
802.11ac VHT80-BF_Nss1,(MCS0)_4TX	-
5210MHz	47

Mode	PowerSetting
5775MHz	55

Note:
- VHT20/VHT40 covers HT20/HT40, due to same modulation. The power setting for 802.11n HT20 and HT40 are the same or lower than 802.11ac VHT20 and VHT40.
- There are two modes of EUT, one is beamforming mode, and the other is non-beamforming mode for 802.11n/ac. All test results were recorded in the report.

2.2 The Worst Case Measurement Configuration

The Worst Case Mode for Following Conformance Tests	
Tests Item	AC power-line conducted emissions
Condition	AC power-line conducted measurement for line and neutral
Operating Mode	Normal Link
1	EUT with Adapter

The Worst Case Mode for Following Conformance Tests	
Tests Item	Emission Bandwidth Maximum Conducted Output Power Peak Power Spectral Density
Test Condition	Conducted measurement at transmit chains

The Worst Case Mode for Following Conformance Tests	
Tests Item	Unwanted Emissions
Test Condition	Radiated measurement If EUT consist of multiple antenna assembly (multiple antenna are used in EUT regardless of spatial multiplexing MIMO configuration), the radiated test should be performed with highest antenna gain of each antenna type.
Operating Mode < 1GHz	Normal Link
1	Place EUT in Y axis with Adapter
2	Place EUT in Z axis with Adapter
For operating mode 2 is the worst case and it was record in this test report.	
Operating Mode > 1GHz	CTX
The EUT can be placed in Y-axis and Z-axis. After evaluating, “Z axis” generated the worst test result, So the measurement will follow this same test configuration.	
1	Place EUT in Z axis

The Worst Case Mode for Following Conformance Tests	
Tests Item	Simultaneous Transmission Analysis - Radiated Emission Co-location
Test Condition	Radiated measurement
Operating Mode	Normal Link
The EUT can be placed in Y-axis and Z-axis. After evaluating, “Z axis” generated the worst test result from Unwanted Emissions below 1GHz, so the measurement will follow this same test configuration.	
1	Place EUT in Z axis
Refer to Appendix F for Radiated Emission Co-location.	

The Worst Case Mode for Following Conformance Tests	
Tests Item	Simultaneous Transmission Analysis - Co-location RF Exposure Evaluation
Operating Mode	
1	WLAN 2.4GHz + WLAN 5GHz
Refer to Sporton Test Report No.: FA892717 for Co-location RF Exposure Evaluation.	

2.3 EUT Operation during Test

For CTX Mode:

non-beamforming mode:

The EUT was programmed to be in continuously transmitting mode.

beamforming mode:

During the test, the following programs under WIN XP were executed.

The program was executed as follows:

1. During the test, the EUT operation to normal function.
2. Executed command fixed test channel under DOS.
3. Executed "Lantest.exe" to link with the remote workstation to transmit and receive packet by RX Device and transmit duty cycle no less than 98%.

For Normal Link Mode:

During the test, the EUT operation to normal function.

2.4 Accessories

Accessories				
No.	**Equipment Name**	**Brand Name**	**Model Name**	**Rating**
1	Adapter	Tenpao	S048CU1200330	Input: 100-240V~50/60Hz, 1.5A Max. Output: 12.0V, 3300mA

2.5 Support Equipment

For Test Site No: CO01-CB

Support Equipment				
No.	**Equipment**	**Brand Name**	**Model Name**	**FCC ID**
1	LAN NB	DELL	E6430	N/A
2	2.4G NB	DELL	E6430	N/A
3	5G NB	DELL	E6430	N/A
4	Flash disk	Silicon Power	I-Series	N/A
5	Flash disk3.0	Transcend	JetFlash-700	N/A
6	WAN NB	DELL	E6430	N/A

For Test Site No: 03CH01-CB (below 1GHz)

Support Equipment				
No.	**Equipment**	**Brand Name**	**Model Name**	**FCC ID**
1	NB	DELL	E4300	N/A
2	NB	DELL	E4300	N/A
3	NB	DELL	E4300	N/A
4	NB	DELL	E4300	N/A
5	Flash disk	Silicon Power	I-Series	N/A
6	Flash disk3.0	Silicon Power	B06	N/A

<Non-beamforming mode>
For Test Site No: 03CH01-CB (above 1GHz) and TH01-CB

Support Equipment				
No.	**Equipment**	**Brand Name**	**Model Name**	**FCC ID**
1	NB	DELL	E4300	N/A

<beamforming mode>
For Test Site No: 03CH01-CB (above 1GHz) and TH01-CB

Support Equipment				
No.	**Equipment**	**Brand Name**	**Model Name**	**FCC ID**
1	NB	DELL	E4300	N/A
2	NB	DELL	E4300	N/A
3	RX Device	TP-LINK	Archer A9	N/A

2.6 Test Setup Diagram

Test Setup Diagram – AC Line Conducted Emission Test

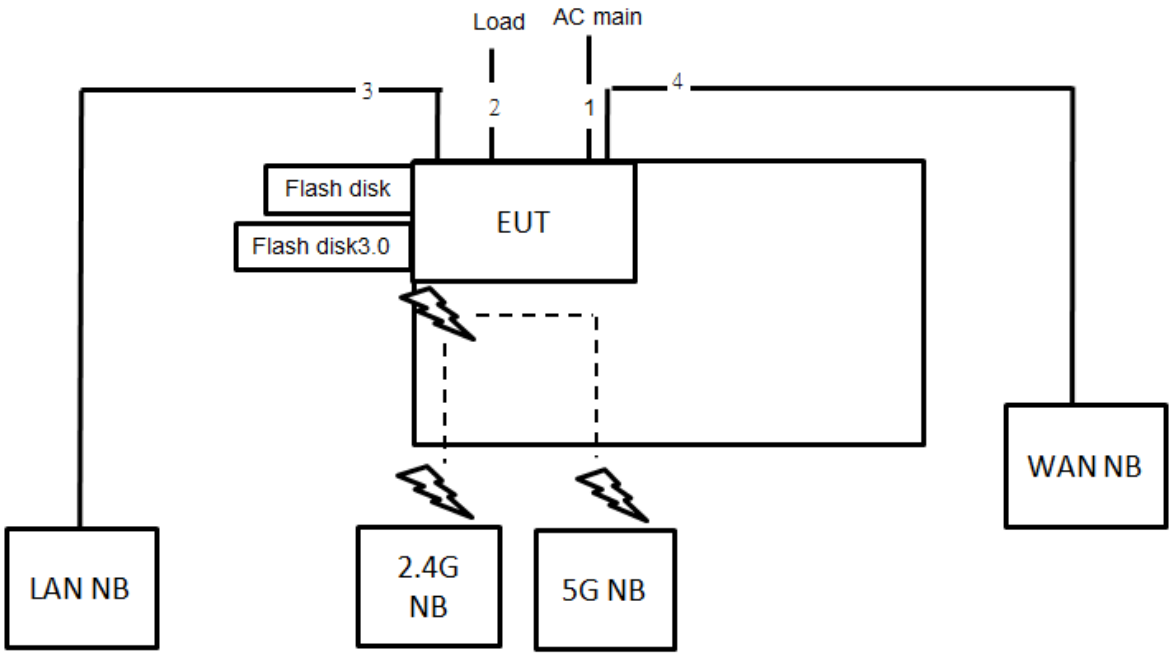

Item	Connection	Shielded	Length
1	Power cable	No	1.5m
2	RJ-45 cable*3	No	1.5m
3	RJ-45 cable	No	10m
4	RJ-45 cable	No	10m

Test Setup Diagram - Radiated Test < 1GHz

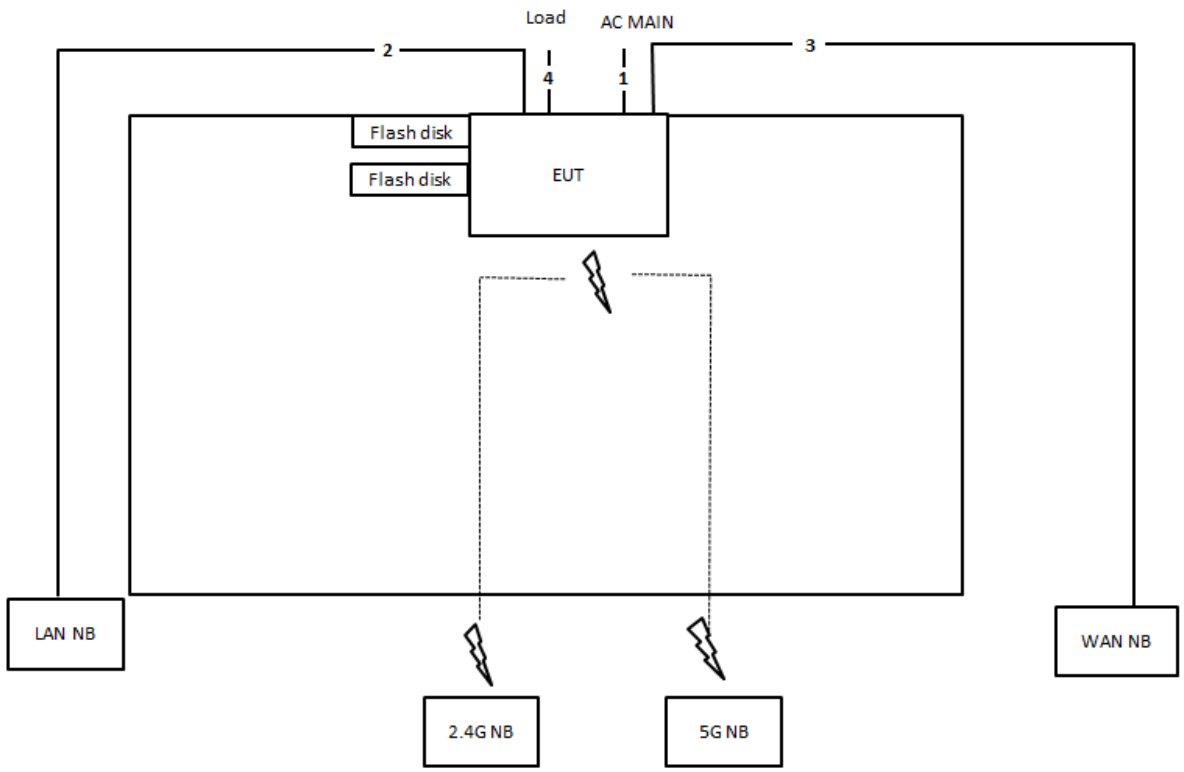

Item	Connection	Shielded	Length
1	Power cable	No	1.5m
2	RJ-45 cable	No	10m
3	RJ-45 cable	No	10m
4	RJ-45 cable*3	No	1.5m

Test Setup Diagram - Radiated Test > 1GHz

<Non-beamforming mode>

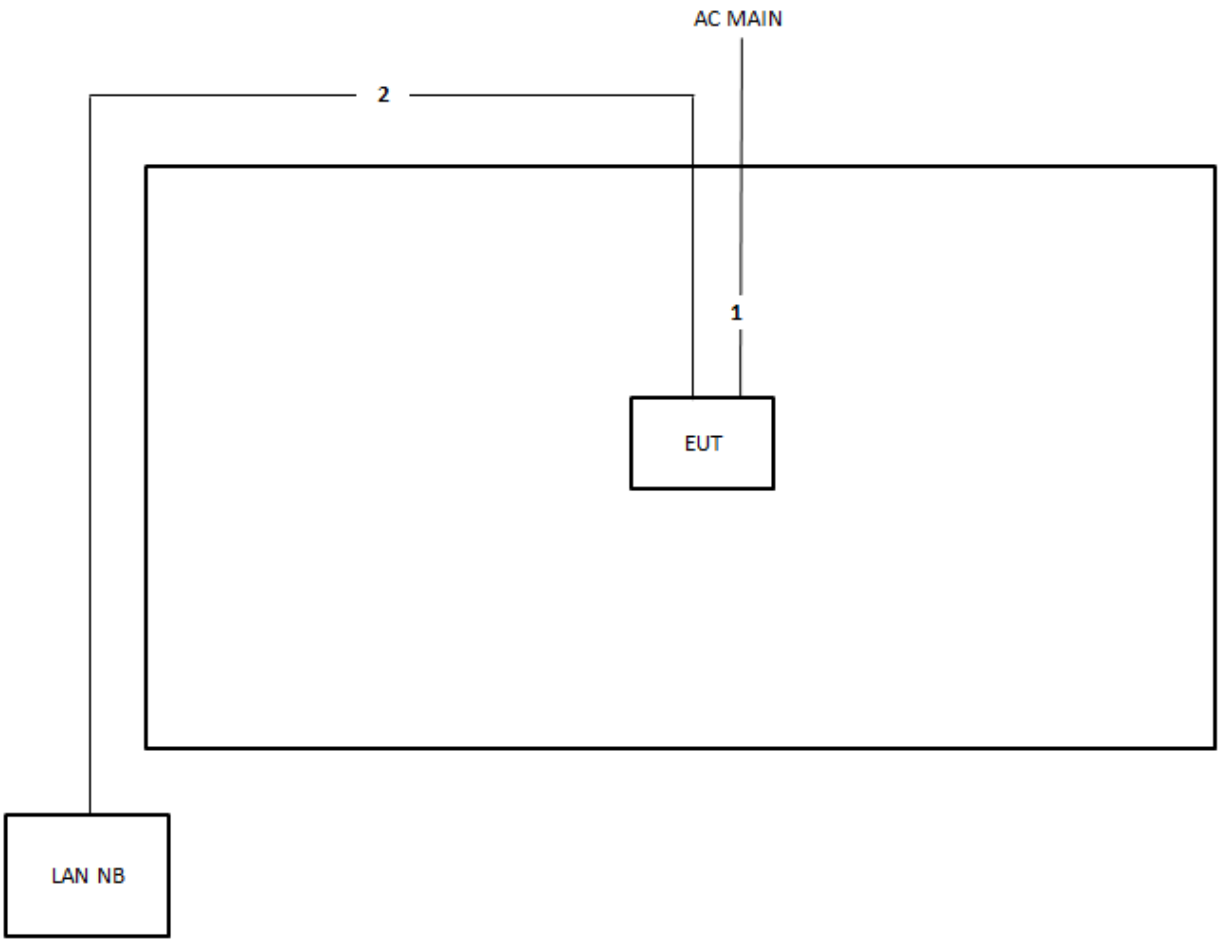

Item	Connection	Shielded	Length
1	Power cable	No	1.5m
2	RJ-45 cable	No	10m

Test Setup Diagram - Radiated Test > 1GHz

<beamforming mode>

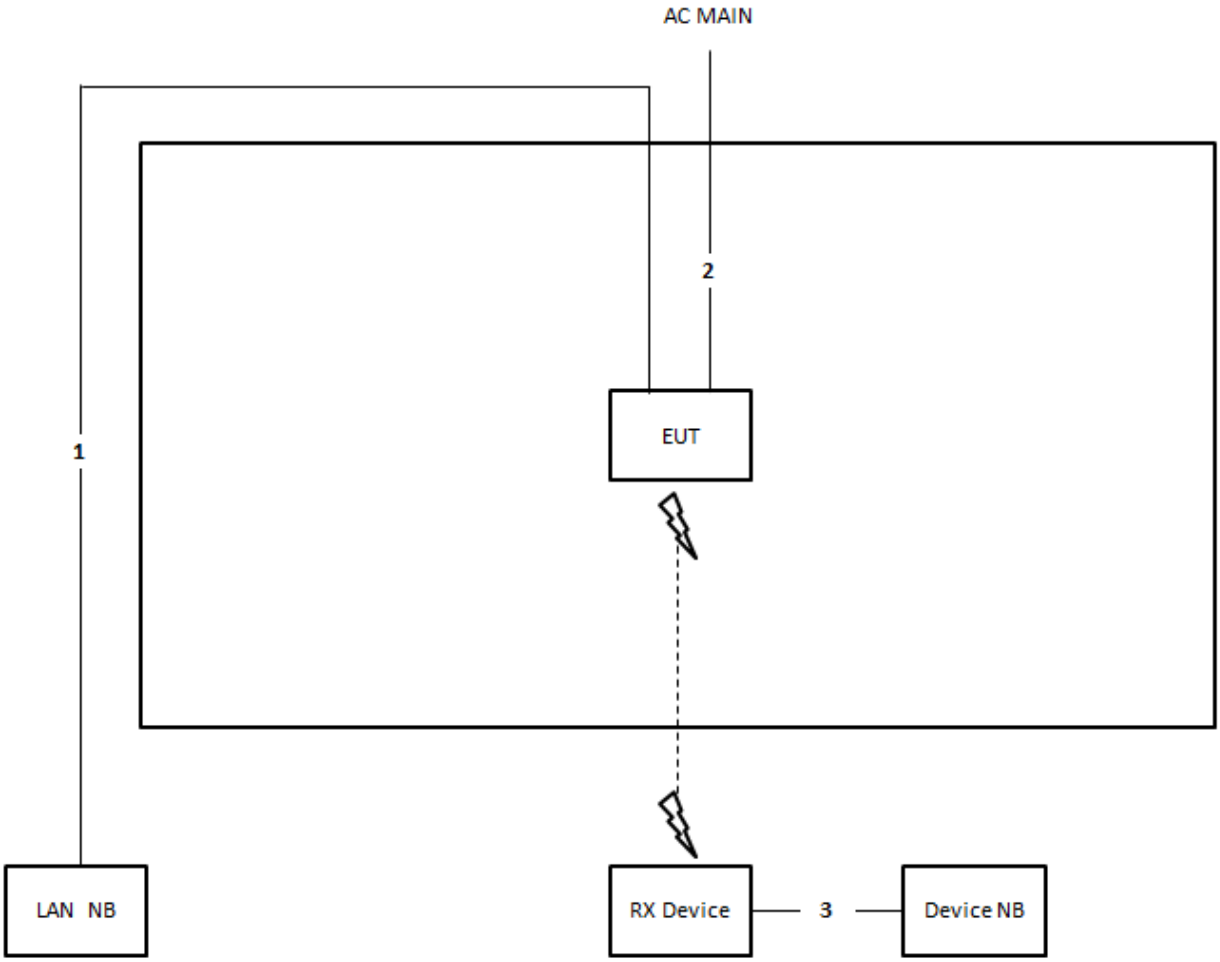

Item	Connection	Shielded	Length
1	RJ-45 cable	No	10m
2	Power cable	No	1.5m
3	RJ-45 cable	No	1.5m

3 Transmitter Test Result

3.1 AC Power-line Conducted Emissions

3.1.1 AC Power-line Conducted Emissions Limit

AC Power-line Conducted Emissions Limit		
Frequency Emission (MHz)	**Quasi-Peak**	**Average**
0.15-0.5	66 - 56 *	56 - 46 *
0.5-5	56	46
5-30	60	50
Note 1: * Decreases with the logarithm of the frequency.		

3.1.2 Measuring Instruments

Refer a test equipment and calibration data table in this test report.

3.1.3 Test Procedures

Test Method
☒ Refer as ANSI C63.10-2013, clause 6.2 for AC power-line conducted emissions.

3.1.4 Test Setup

AC Power-line Conducted Emissions

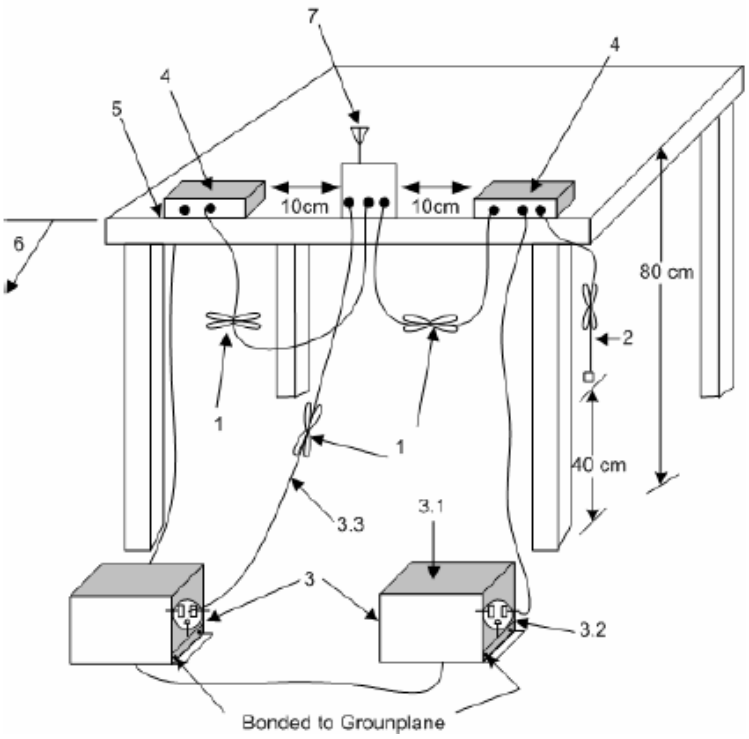

1—Interconnecting cables that hang closer than 40 cm to the ground plane shall be folded back and forth in the center forming a bundle 30 cm to 40 cm long.
2—The I/O cables that are not connected to an accessory shall be bundled in the center. The end of the cable may be terminated, if required, using the correct terminating impedance. The overall length shall not exceed 1 m.
3—EUT connected to one LISN. Unused LISN measuring port connectors shall be terminated in 50 Ω loads. LISN may be placed on top of, or immediately beneath, reference ground plane.
3.1—All other equipment powered from additional LISN(s).
3.2—A multiple-outlet strip may be used for multiple power cords of non-EUT equipment.
3.3—LISN at least 80 cm from nearest part of EUT chassis.
4—Non-EUT components of EUT system being tested.
5—Rear of EUT, including peripherals, shall all be aligned and flush with edge of tabletop.
6—Edge of tabletop shall be 40 cm removed from a vertical conducting plane that is bonded to the ground plane.
7—Antenna can be integral or detachable. If detachable, then the antenna shall be attached for this test.

3.1.5 Test Result of AC Power-line Conducted Emissions

Refer as Appendix A

3.2 Emission Bandwidth

3.2.1 Emission Bandwidth Limit

Emission Bandwidth Limit	
UNII Devices	
☒	For the 5.15-5.25 GHz band, N/A
☐	For the 5.25-5.35 GHz band, the maximum conducted output power shall not exceed the lesser of 250 mW or 11 dBm + 10 log B, where B is the 26 dB emission bandwidth in MHz.
☐	For the 5.47-5.725 GHz band, the maximum conducted output power shall not exceed the lesser of 250 mW or 11 dBm + 10 log B, where B is the 26 dB emission bandwidth in MHz.
☒	For the 5.725-5.85 GHz band, 6 dB emission bandwidth ≥ 500kHz.
LE-LAN Devices	
☐	For the band 5.15-5.25 GHz, the maximum e.i.r.p. shall not exceed 200 mW or 10 + 10 log B, dBm, whichever power is less. B is the 99% emission bandwidth in MHz.
☐	For the 5.25-5.35 GHz band, the maximum e.i.r.p. shall not exceed 1.0 W or 17 + 10 log B, dBm, whichever power is less. B is the 99% emission bandwidth in MHz
☐	For the 5.47-5.6 GHz band and 5.65-5.725 GHz band, the maximum e.i.r.p. shall not exceed 1.0 W or 17 + 10 log B, dBm, whichever power is less. B is the 99% emission bandwidth in MHz
☐	For the 5.725-5.85 GHz band, 6 dB emission bandwidth ≥ 500kHz.

3.2.2 Measuring Instruments

Refer a test equipment and calibration data table in this test report.

3.2.3 Test Procedures

Test Method		
▪	For the emission bandwidth shall be measured using one of the options below:	
	☒	Refer as FCC KDB 789033, clause C for EBW and clause D for OBW measurement.
	☐	Refer as ANSI C63.10, clause 6.9.1 for occupied bandwidth testing.
	☐	Refer as IC RSS-Gen, clause 4.6 for bandwidth testing.

3.2.4 Test Setup

Emission Bandwidth

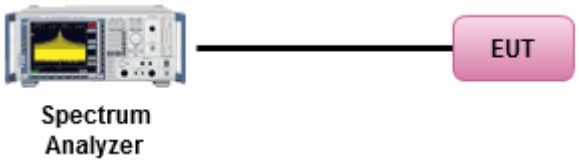

3.2.5 Test Result of Emission Bandwidth

Refer as Appendix B

3.3 Maximum Conducted Output Power

3.3.1 Maximum Conducted Output Power Limit

Maximum Conducted Output Power Limit	
UNII Devices	
☒	For the 5.15-5.25 GHz band:
	▪ Outdoor AP: the maximum conducted output power (P_{Out}) shall not exceed the lesser of 1 W. If G_{TX} > 6 dBi, then P_{Out} = 30 – (G_{TX} – 6). e.i.r.p. at any elevation angle above 30 degrees ≤ 125mW [21dBm]
	▪ Indoor AP: the maximum conducted output power (P_{Out}) shall not exceed the lesser of 1 W. If G_{TX} > 6 dBi, then P_{Out} = 30 – (G_{TX} – 6)
	▪ Point-to-point AP: the maximum conducted output power (P_{Out}) shall not exceed the lesser of 1 W If G_{TX} > 23 dBi, then P_{Out} = 30 – (G_{TX} – 23).
	▪ Mobile or Portable Client: the maximum conducted output power (P_{Out}) shall not exceed the lesser of 250 mW. If G_{TX} > 6 dBi, then P_{Out} = 24 – (G_{TX} – 6).
☐	For the 5.25-5.35 GHz band, the maximum conducted output power (P_{Out}) shall not exceed the lesser of 250 mW or 11 dBm + 10 log B, where B is the 26 dB emission bandwidth in MHz. If G_{TX} > 6 dBi, then P_{Out} = 24 – (G_{TX} – 6).
☐	For the 5.47-5.725 GHz band, the maximum conducted output power (P_{Out}) shall not exceed the lesser of 250 mW or 11 dBm + 10 log B, where B is the 26 dB emission bandwidth in MHz. If G_{TX} > 6 dBi, then P_{Out} = 24 – (G_{TX} – 6).
☒	For the 5.725-5.85 GHz band:
	▪ Point-to-multipoint systems (P2M): the maximum conducted output power (P_{Out}) shall not exceed the lesser of 1 W. If G_{TX} > 6 dBi, then P_{Out} = 30 – (G_{TX} – 6).
	▪ Point-to-point systems (P2P): the maximum conducted output power (P_{Out}) shall not exceed the lesser of 1 W.
LE-LAN Devices	
☐	For the 5.15-5.25 GHz band, the maximum e.i.r.p. shall not exceed 200 mW or 10 + 10 log B, dBm, whichever power is less. B is the 99% emission bandwidth in MHz.
☐	For the 5.25-5.35 GHz band, the maximum e.i.r.p. shall not exceed 1.0 W or 17 + 10 log B, dBm, whichever power is less. B is the 99% emission bandwidth in MHz
☐	For the 5.47-5.6 GHz band and 5.65-5.725 GHz band, the maximum e.i.r.p. shall not exceed 1.0 W or 17 + 10 log B, dBm, whichever power is less. B is the 99% emission bandwidth in MHz
☐	For the 5.725-5.85 GHz band:
	▪ Point-to-multipoint systems (P2M): the maximum conducted output power (P_{Out}) shall not exceed the lesser of 1 W. If G_{TX} > 6 dBi, then P_{Out} = 30 – (G_{TX} – 6).
	▪ Point-to-point systems (P2P): the maximum conducted output power (P_{Out}) shall not exceed the lesser of 1 W.
P_{Out} = maximum conducted output power in dBm, **G_{TX}** = the maximum transmitting antenna directional gain in dBi.	

3.3.2 Measuring Instruments

Refer a test equipment and calibration data table in this test report.

3.3.3 Test Procedures

Test Method	
▪ Maximum Conducted Output Power	
	Average over on/off periods with duty factor
	☐ Refer as FCC KDB 789033, clause E Method SA-2 (spectral trace averaging).
	☐ Refer as FCC KDB 789033, clause E Method SA-2 Alt. (RMS detection with slow sweep speed)
	Wideband RF power meter and average over on/off periods with duty factor
	☒ Refer as FCC KDB 789033, clause E Method PM-G (using an RF average power meter).
▪ For conducted measurement.	
	▪ If the EUT supports multiple transmit chains using options given below: Refer as FCC KDB 662911, In-band power measurements. Using the measure-and-sum approach, measured all transmit ports individually. Sum the power (in linear power units e.g., mW) of all ports for each individual sample and save them.
	▪ If multiple transmit chains, EIRP calculation could be following as methods: $P_{total} = P_1 + P_2 + \ldots + P_n$ (calculated in linear unit [mW] and transfer to log unit [dBm]) $EIRP_{total} = P_{total} + DG$

3.3.4 Test Setup

RF Output Power (Power Meter)

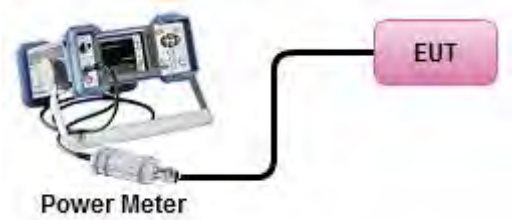

3.3.5 Test Result of Maximum Conducted Output Power

Refer as Appendix C

3.4 Peak Power Spectral Density

3.4.1 Peak Power Spectral Density Limit

Peak Power Spectral Density Limit	
UNII Devices	
☒	For the 5.15-5.25 GHz band:
	▪ Outdoor AP: the peak power spectral density (PPSD) shall not exceed the lesser of 17dBm/MHz. If G_{TX} > 6 dBi, then P_{Out} = 17 – (G_{TX} – 6).
	▪ Indoor AP: the peak power spectral density (PPSD) shall not exceed the lesser of 17dBm/MHz. If G_{TX} > 6 dBi, then P_{Out} = 17 – (G_{TX} – 6).
	▪ Point-to-point AP: the peak power spectral density (PPSD) shall not exceed the lesser of 17dBm/MHz. If G_{TX} > 23 dBi, then P_{Out} = 17 – (G_{TX} – 23).
	▪ Mobile or Portable Client: the peak power spectral density (PPSD) ≤ 11 dBm/MHz. If G_{TX} > 6 dBi, then PPSD= 11 – (G_{TX} – 6)..
☐	For the 5.25-5.35 GHz band, the peak power spectral density (PPSD) ≤ 11 dBm/MHz. If G_{TX} > 6 dBi, then PPSD= 11 – (G_{TX} – 6).
☐	For the 5.47-5.725 GHz band, the peak power spectral density (PPSD) ≤ 11 dBm/MHz. If G_{TX} > 6 dBi, then PPSD= 11 – (G_{TX} – 6).
☒	For the 5.725-5.85 GHz band:
	▪ Point-to-multipoint systems (P2M): the peak power spectral density (PPSD) ≤ 30 dBm/500kHz. If G_{TX} > 6 dBi, then PPSD= 30 – (G_{TX} – 6).
	▪ Point-to-point systems (P2P): the peak power spectral density (PPSD) ≤ 30 dBm/500kHz.
LE-LAN Devices	
☐	For the 5.15-5.25 GHz band, the e.i.r.p. peak power spectral density (PPSD) ≤ 10 dBm/MHz.
☐	For the 5.25-5.35 GHz band, the peak power spectral density (PPSD) ≤ 11 dBm/MHz.
	▪ e.i.r.p. greater than 200 mW shall comply with the following e.i.r.p. at different elevations, where θ is the angle above the local horizontal plane (of the Earth) as shown below: -13 dBW/MHz for 0° ≤ θ < 8° ; -13 − 0.716 (θ-8) dBW/MHz for 8° ≤ θ < 40° -35.9 − 1.22 (θ-40) dBW/MHz for 40° ≤ θ ≤ 45° ; -42 dBW/MHz for θ > 45°
☐	For the 5.47-5.6 GHz band and 5.65-5.725 GHz band, the peak power spectral density (PPSD) ≤ 11 dBm/MHz.
☐	For the 5.725-5.85 GHz band:
	▪ Point-to-multipoint systems (P2M): the peak power spectral density (PPSD) ≤ 30 dBm/500kHz. If G_{TX} > 6 dBi, then PPSD= 30 – (G_{TX} – 6).
	▪ Point-to-point systems (P2P): the peak power spectral density (PPSD) ≤ 30 dBm/500kHz.
PPSD = peak power spectral density that he same method as used to determine the conducted output power shall be used to determine the power spectral density. And power spectral density in dBm/MHz **G_{TX}** = the maximum transmitting antenna directional gain in dBi.	

3.4.2 Measuring Instruments

Refer a test equipment and calibration data table in this test report.

3.4.3 Test Procedures

Test Method			
▪ Peak power spectral density procedures that the same method as used to determine the conducted output power shall be used to determine the peak power spectral density and use the peak search function on the spectrum analyzer to find the peak of the spectrum. For the peak power spectral density shall be measured using below options:			
	☐ Refer as FCC KDB 789033, F)5) power spectral density can be measured using resolution bandwidths < 1 MHz provided that the results are integrated over 1 MHz bandwidth		
	[duty cycle ≥ 98% or external video / power trigger]		
	☒ Refer as FCC KDB 789033, clause E Method SA-1 (spectral trace averaging).		
	☐ Refer as FCC KDB 789033, clause E Method SA-1 Alt. (RMS detection with slow sweep speed)		
	duty cycle < 98% and average over on/off periods with duty factor		
	☒ Refer as FCC KDB 789033, clause E Method SA-2 (spectral trace averaging).		
	☐ Refer as FCC KDB 789033, clause E Method SA-2 Alt. (RMS detection with slow sweep speed)		
▪ For conducted measurement.			
	▪ If the EUT supports multiple transmit chains using options given below:		
		☒ Option 1: Measure and sum the spectra across the outputs. Refer as FCC KDB 662911, In-band power spectral density (PSD). Sample all transmit ports simultaneously using a spectrum analyzer for each transmit port. Where the trace bin-by-bin of each transmit port summing can be performed. (i.e., in the first spectral bin of output 1 is summed with that in the first spectral bin of output 2 and that from the first spectral bin of output 3, and so on up to the NTX output to obtain the value for the first frequency bin of the summed spectrum.). Add up the amplitude (power) values for the different transmit chains and use this as the new data trace.	
		☐ Option 2: Measure and sum spectral maxima across the outputs. With this technique, spectra are measured at each output of the device at the required resolution bandwidth. The maximum value (peak) of each spectrum is determined. These maximum values are then summed mathematically in linear power units across the outputs. These operations shall be performed separately over frequency spans that have different out-of-band or spurious emission limits,	
		☐ Option 3: Measure and add 10 log(N) dB, where N is the number of transmit chains. Refer as FCC KDB 662911, In-band power spectral density (PSD). Performed at each transmit chains and each transmit chains shall be compared with the limit have been reduced with 10 log(N). Or each transmit chains shall be add 10 log(N) to compared with the limit.	
	▪	If multiple transmit chains, EIRP PPSD calculation could be following as methods: $PPSD_{total} = PPSD_1 + PPSD_2 + \ldots + PPSD_n$ (calculated in linear unit [mW] and transfer to log unit [dBm]) $EIRP_{total} = PPSD_{total} + DG$	

3.4.4 Test Setup

Power Spectral Density

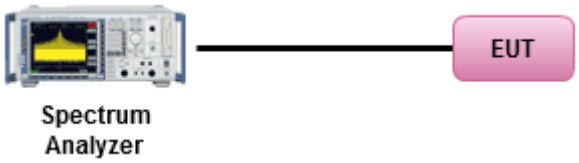

3.4.5 Test Result of Peak Power Spectral Density

Refer as Appendix D

3.5 Unwanted Emissions

3.5.1 Transmitter Unwanted Emissions Limit

Unwanted emissions below 1 GHz and restricted band emissions above 1GHz limit			
Frequency Range (MHz)	**Field Strength (uV/m)**	**Field Strength (dBuV/m)**	**Measure Distance (m)**
0.009~0.490	2400/F(kHz)	48.5 - 13.8	300
0.490~1.705	24000/F(kHz)	33.8 - 23	30
1.705~30.0	30	29	30
30~88	100	40	3
88~216	150	43.5	3
216~960	200	46	3
Above 960	500	54	3

Note 1: Test distance for frequencies at or above 30 MHz, measurements may be performed at a distance other than the limit distance provided they are not performed in the near field and the emissions to be measured can be detected by the measurement equipment. When performing measurements at a distance other than that specified, the results shall be extrapolated to the specified distance using an extrapolation factor of 20 dB/decade (inverse of linear distance for field-strength measurements, inverse of linear distance-squared for power-density measurements).

Note 2: Test distance for frequencies at below 30 MHz, measurements may be performed at a distance closer than the EUT limit distance; however, an attempt should be made to avoid making measurements in the near field. When performing measurements below 30 MHz at a closer distance than the limit distance, the results shall be extrapolated to the specified distance by either making measurements at a minimum of two or more distances on at least one radial to determine the proper extrapolation factor or by using the square of an inverse linear distance extrapolation factor (40 dB/decade). The test report shall specify the extrapolation method used to determine compliance of the EUT.

Note 3: Using the distance of 1m during the test for above 18 GHz, and the test value to correct for the distance factor at 3m.

Un-restricted band emissions above 1GHz Limit	
Operating Band	**Limit**
☒ 5.15 - 5.25 GHz	e.i.r.p. -27 dBm [68.2 dBuV/m@3m]
☐ 5.25 - 5.35 GHz	e.i.r.p. -27 dBm [68.2 dBuV/m@3m]
☐ 5.47 - 5.725 GHz	e.i.r.p. -27 dBm [68.2 dBuV/m@3m]
☒ 5.725 - 5.85 GHz	all emissions shall be limited to a level of -27 dBm/MHz at 75 MHz or more above or below the band edge increasing linearly to 10 dBm/MHz at 25 MHz above or below the band edge, and from 25 MHz above or below the band edge increasing linearly to a level of 15.6 dBm/MHz at 5 MHz above or below the band edge, and from 5 MHz above or below the band edge increasing linearly to a level of 27 dBm/MHz at the band edge.

Note 1: Measurements may be performed at a distance other than the limit distance provided they are not performed in the near field and the emissions to be measured can be detected by the measurement equipment. When performing measurements at a distance other than that specified, the results shall be extrapolated to the specified distance using an extrapolation factor of 20 dB/decade (inverse of

linear distance for field-strength measurements, inverse of linear distance-squared for power-density measurements).

3.5.2 Measuring Instruments

Refer a test equipment and calibration data table in this test report.

3.5.3 Test Procedures

Test Method		
▪ Measurements may be performed at a distance other than the limit distance provided they are not performed in the near field and the emissions to be measured can be detected by the measurement equipment. Measurements shall not be performed at a distance greater than 30 m for frequencies above 30 MHz, unless it can be further demonstrated that measurements at a distance of 30 m or less are impractical. When performing measurements at a distance other than that specified, the results shall be extrapolated to the specified distance using an extrapolation factor of 20 dB/decade (inverse of linear distance for field-strength measurements, inverse of linear distance-squared for power-density measurements).		
▪ The average emission levels shall be measured in [duty cycle ≥ 98 or duty factor].		
▪ For the transmitter unwanted emissions shall be measured using following options below:		
	▪ Refer as FCC KDB 789033, clause G)2) for unwanted emissions into non-restricted bands.	
	▪ Refer as FCC KDB 789033, clause G)1) for unwanted emissions into restricted bands.	
		☐ Refer as FCC KDB 789033, G)6) Method AD (Trace Averaging).
		☒ Refer as FCC KDB 789033, G)6) Method VB (Reduced VBW).
		☐ Refer as ANSI C63.10, clause 4.2.3.2.3 (Reduced VBW). VBW ≥ 1/T, where T is pulse time.
		☐ Refer as ANSI C63.10, clause 4.2.3.2.4 average value of pulsed emissions.
		☒ Refer as FCC KDB 789033, clause G)5) measurement procedure peak limit.
		☐ Refer as ANSI C63.10, clause 4.2.3.2.2 measurement procedure peak limit.
▪ For radiated measurement.		
	▪ Refer as ANSI C63.10, clause 6.4 for radiated emissions below 30 MHz and test distance is 3m.	
	▪ Refer as ANSI C63.10, clause 6.5 for radiated emissions 30 MHz to 1 GHz and test distance is 3m.	
	▪ Refer as ANSI C63.10, clause 6.6 for radiated emissions above 1GHz.	
▪ The any unwanted emissions level shall not exceed the fundamental emission level.		
▪ All amplitude of spurious emissions that are attenuated by more than 20 dB below the permissible value has no need to be reported.		

3.5.4 Test Setup

Transmitter Radiated Unwanted Emissions
9kHz ~30MHz
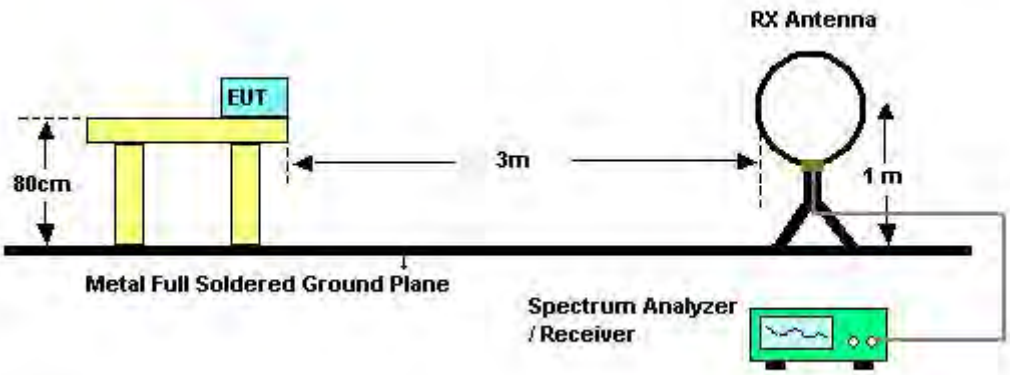
30MHz~1GHz
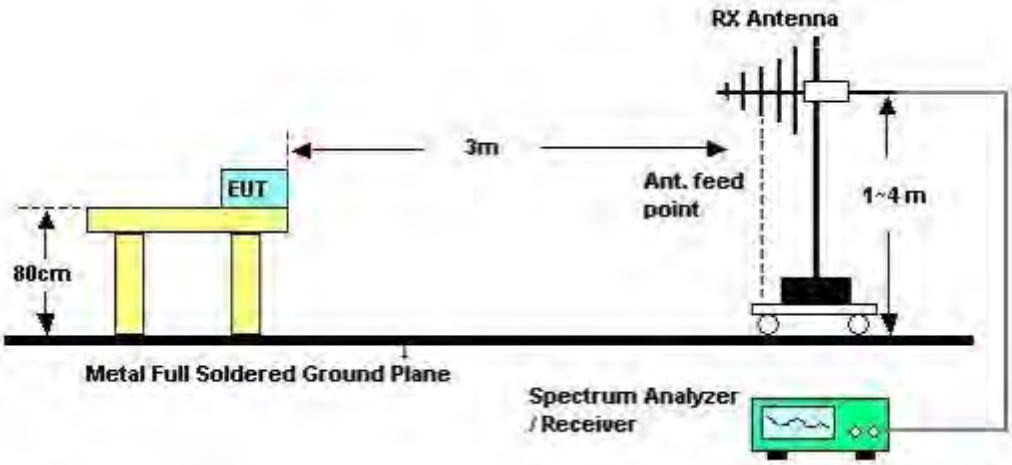

Above 1GHz

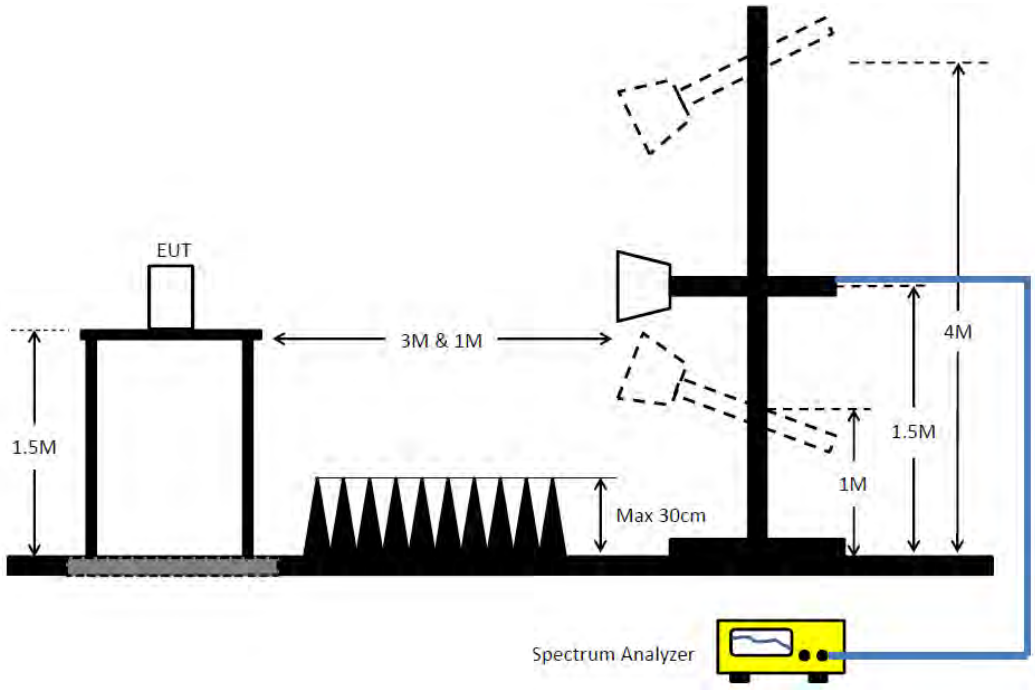

3.5.5 Transmitter Unwanted Emissions (Below 30MHz)

All amplitude of spurious emissions that are attenuated by more than 20 dB below the permissible value has no need to be reported.
The radiated emissions were investigated from 9 kHz or the lowest frequency generated within the device, up to the 10 harmonic or 40 GHz, whichever is appropriate.

3.5.6 Test Result of Transmitter Unwanted Emissions

Refer as Appendix E

4 Test Equipment and Calibration Data

Instrument	Manufacturer	Model No.	Serial No.	Characteristics	Calibration Date	Calibration Due Date	Remark
EMI Receiver	Agilent	N9038A	My52260123	9kHz ~ 8.45GHz	Jan. 31, 2018	Jan. 30, 2019	Conduction (CO01-CB)
LISN	F.C.C.	FCC-LISN-50-16-2	04083	150kHz ~ 100MHz	Dec. 20, 2017	Dec. 19, 2018	Conduction (CO01-CB)
LISN	Schwarzbeck	NSLK 8127	8127647	9kHz ~ 30MHz	Dec. 29, 2017	Dec. 28, 2018	Conduction (CO01-CB)
COND Cable	Woken	Cable	Low cable-CO01	150kHz ~ 30MHz	May 22, 2018	May 21, 2019	Conduction (CO01-CB)
Software	Audix	E3	6.120210n	-	N.C.R.	N.C.R.	Conduction (CO01-CB)
BILOG ANTENNA with 6dB Attenuator	TESEQ & EMCI	CBL6112D & N-6-06	37880 & AT-N0609	20MHz ~ 2GHz	Aug. 27, 2018	Aug. 26, 2019	Radiation (03CH01-CB)
Loop Antenna	Teseq	HLA 6120	24155	9kHz - 30 MHz	Mar. 16, 2018	Mar. 15, 2019	Radiation (03CH01-CB)
Horn Antenna	EMCO	3115	00075790	750MHz ~ 18GHz	Nov. 20, 2017	Nov. 19, 2018	Radiation (03CH01-CB)
Horn Antenna	Schwarzbeck	BBHA 9170	BBHA9170252	15GHz ~ 40GHz	Jun. 28, 2018	Jun. 27, 2019	Radiation (03CH01-CB)
Pre-Amplifier	EMCI	EMC330N	980332	20MHz ~ 3GHz	May 02, 2018	May 01, 2019	Radiation (03CH01-CB)
Pre-Amplifier	Agilent	8449B	3008A02310	1GHz ~ 26.5GHz	Jan. 09, 2018	Jan. 08, 2019	Radiation (03CH01-CB)
Pre-Amplifier	MITEQ	TTA1840-35-HG	1864479	18GHz ~ 40GHz	Jul. 04, 2018	Jul. 03, 2019	Radiation (03CH01-CB)
Spectrum Analyzer	R&S	FSP40	100056	9kHz ~ 40GHz	Nov. 23, 2017	Nov. 22, 2018	Radiation (03CH01-CB)
EMI Test	R&S	ESCS	100354	9kHz ~ 2.75GHz	Dec. 08, 2017	Dec. 07, 2018	Radiation (03CH01-CB)
RF Cable-low	Woken	Low Cable-16+17	N/A	30 MHz ~ 1 GHz	Oct. 08, 2018	Oct. 07, 2019	Radiation (03CH01-CB)
RF Cable-high	Woken	High Cable-16	N/A	1 GHz ~ 18 GHz	Oct. 08, 2018	Oct. 07, 2019	Radiation (03CH01-CB)
RF Cable-high	Woken	High Cable-16+17	N/A	1 GHz ~ 18 GHz	Oct. 08, 2018	Oct. 07, 2019	Radiation (03CH01-CB)
RF Cable-high	Woken	High Cable-40G#1	N/A	18GHz ~ 40 GHz	Jul. 27, 2018	Jul. 26, 2019	Radiation (03CH01-CB)

Instrument	Manufacturer	Model No.	Serial No.	Characteristics	Calibration Date	Calibration Due Date	Remark
RF Cable-high	Woken	High Cable-40G#2	N/A	18GHz ~ 40 GHz	Jul. 27, 2018	Jul. 26, 2019	Radiation (03CH01-CB)
Spectrum analyzer	R&S	FSV40	100979	9kHz~40GHz	Dec. 21, 2017	Dec. 20, 2018	Conducted (TH01-CB)
RF Cable-high	Woken	RG402	High Cable-06	1 GHz – 26.5 GHz	Oct. 08, 2018	Oct. 07, 2019	Conducted (TH01-CB)
RF Cable-high	Woken	RG402	High Cable-07	1 GHz –26.5 GHz	Oct. 08, 2018	Oct. 07, 2019	Conducted (TH01-CB)
RF Cable-high	Woken	RG402	High Cable-08	1 GHz –26.5 GHz	Oct. 08, 2018	Oct. 07, 2019	Conducted (TH01-CB)
RF Cable-high	Woken	RG402	High Cable-09	1 GHz –26.5 GHz	Oct. 08, 2018	Oct. 07, 2019	Conducted (TH01-CB)
RF Cable-high	Woken	RG402	High Cable-10	1 GHz –26.5 GHz	Oct. 08, 2018	Oct. 07, 2019	Conducted (TH01-CB)
Power Sensor	Agilent	U2021XA	MY54320014	50MHz~18GHz	Apr. 17, 2018	Apr. 16, 2019	Conducted (TH01-CB)

Note: Calibration Interval of instruments listed above is one year.

NCR means Non-Calibration required.

Summary

Mode	Result	Type	Freq (Hz)	Level (dBuV)	Limit (dBuV)	Margin (dB)	Factor (dB)	Condition
Mode 1	Pass	QP	199.5k	47.69	63.63	-15.94	10.05	Line

Mode 1

09/11/2018

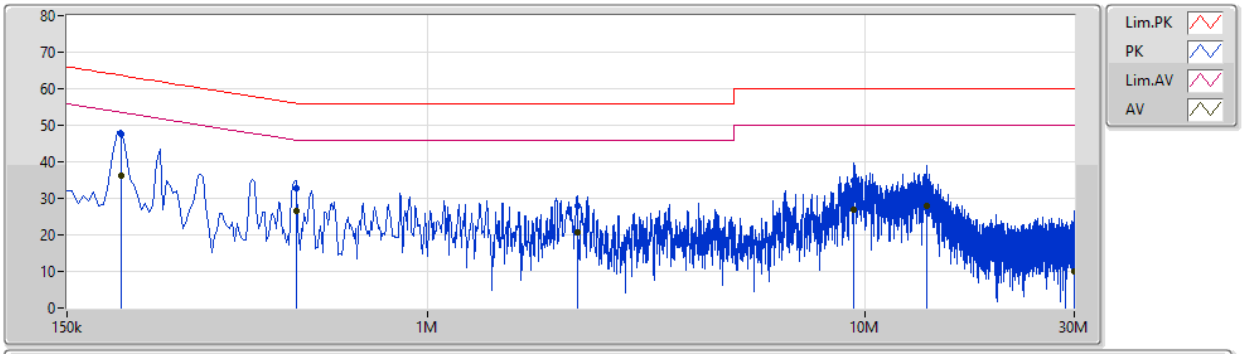

NO : R8
EUT : Archer C2700
Power : 120V
Mode : EUT +ADAPTER
Memo :

Type	Freq	Level	Limit	Margin	Factor	Condition	Comment	Raw	AF	CL	AT
	(Hz)	(dBuV)	(dBuV)	(dB)	(dB)			(dBuV)	(dB)	(dB)	(dB)
QP	199.5k	47.69	63.63	-15.94	10.05	Line	"Worst"	37.64	9.91	0.14	-
AV	199.5k	36.31	53.63	-17.32	10.05	Line	-	26.26	9.91	0.14	-
QP	500k	32.92	56.00	-23.08	10.05	Line	-	22.87	9.91	0.14	-
AV	500k	26.40	46.00	-19.60	10.05	Line	-	16.35	9.91	0.14	-
QP	2.193M	27.95	56.00	-28.05	10.18	Line	-	17.77	9.96	0.22	-
AV	2.193M	20.63	46.00	-25.37	10.18	Line	-	10.45	9.96	0.22	-
QP	9.398M	35.00	60.00	-25.00	10.28	Line	-	24.72	10.13	0.15	-
AV	9.398M	26.94	50.00	-23.06	10.28	Line	-	16.66	10.13	0.15	-
QP	13.781M	34.61	60.00	-25.39	10.46	Line	-	24.15	10.25	0.21	-
AV	13.781M	28.05	50.00	-21.95	10.46	Line	-	17.59	10.25	0.21	-
QP	29.927M	17.07	60.00	-42.93	10.95	Line	-	6.12	10.66	0.29	-
AV	29.927M	10.12	50.00	-39.88	10.95	Line	-	-0.83	10.66	0.29	-

Mode 1

09/11/2018

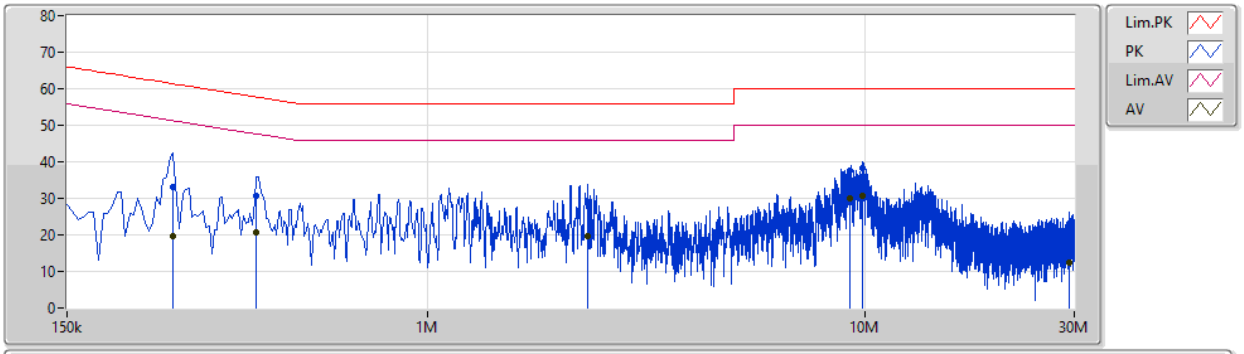

NO : R8
EUT : Archer C2700
Power : 120V
Mode : EUT +ADAPTER
Memo :

Type	Freq	Level	Limit	Margin	Factor	Condition	Comment	Raw	AF	CL	AT
	(Hz)	(dBuV)	(dBuV)	(dB)	(dB)			(dBuV)	(dB)	(dB)	(dB)
QP	262.5k	33.06	61.35	-28.29	10.05	Neutral	-	23.01	9.92	0.13	-
AV	262.5k	19.77	51.35	-31.58	10.05	Neutral	-	9.72	9.92	0.13	-
QP	406.5k	30.56	57.72	-27.16	10.04	Neutral	-	20.52	9.92	0.12	-
AV	406.5k	20.63	47.72	-27.09	10.04	Neutral	-	10.59	9.92	0.12	-
QP	2.319M	28.80	56.00	-27.20	10.17	Neutral	-	18.63	9.96	0.21	-
AV	2.319M	19.81	46.00	-26.19	10.17	Neutral	-	9.64	9.96	0.21	-
QP	9.186M	37.61	60.00	-22.39	10.24	Neutral	-	27.37	10.09	0.15	-
AV	9.186M	30.10	50.00	-19.90	10.24	Neutral	-	19.86	10.09	0.15	-
QP	9.87M	38.17	60.00	-21.83	10.25	Neutral	-	27.92	10.10	0.15	-
AV	9.87M	30.61	50.00	-19.39	10.25	Neutral	"Worst"	20.36	10.10	0.15	-
QP	29.18M	19.45	60.00	-40.55	10.73	Neutral	-	8.72	10.44	0.29	-
AV	29.18M	12.57	50.00	-37.43	10.73	Neutral	-	1.84	10.44	0.29	-

Summary

Mode	Max-N dB (Hz)	Max-OBW (Hz)	ITU-Code	Min-N dB (Hz)	Min-OBW (Hz)
5.15-5.25GHz	-	-	-	-	-
802.11a_Nss1,(6Mbps)_4TX	23.025M	16.542M	16M5D7W	22.525M	16.492M
802.11ac VHT20_Nss1,(MCS0)_4TX	24.475M	17.716M	17M7D7W	23.15M	17.666M
802.11ac VHT40_Nss1,(MCS0)_4TX	46.15M	36.182M	36M2D7W	44.4M	36.082M
802.11ac VHT80_Nss1,(MCS0)_4TX	88.9M	75.262M	75M3D7W	85.7M	75.062M
802.11ac VHT20-BF_Nss1,(MCS0)_4TX	36.9M	17.716M	17M7D7W	21.6M	17.666M
802.11ac VHT40-BF_Nss1,(MCS0)_4TX	49.25M	36.382M	36M4D7W	39.35M	36.032M
802.11ac VHT80-BF_Nss1,(MCS0)_4TX	79.8M	75.162M	75M2D7W	78.9M	74.863M
5.725-5.85GHz	-	-	-	-	-
802.11a_Nss1,(6Mbps)_4TX	16.35M	16.767M	16M8D7W	16.275M	16.517M
802.11ac VHT20_Nss1,(MCS0)_4TX	17.575M	17.891M	17M9D7W	17.525M	17.741M
802.11ac VHT40_Nss1,(MCS0)_4TX	36M	36.432M	36M4D7W	35.05M	36.032M
802.11ac VHT80_Nss1,(MCS0)_4TX	75.1M	74.963M	75M0D7W	73.9M	74.863M
802.11ac VHT20-BF_Nss1,(MCS0)_4TX	17.575M	17.766M	17M8D7W	14.375M	17.666M
802.11ac VHT40-BF_Nss1,(MCS0)_4TX	36.1M	36.282M	36M3D7W	32.55M	36.132M
802.11ac VHT80-BF_Nss1,(MCS0)_4TX	74.3M	75.362M	75M4D7W	20.9M	75.062M

Max-N dB = Maximum 6dB down bandwidth for 5.725-5.85GHz band / Maximum 26dB down bandwidth for other band;
Max-OBW = Maximum 99% occupied bandwidth;
Min-N dB = Minimum 6dB down bandwidth for 5.725-5.85GHz band / Maximum 26dB down bandwidth for other band;
Min-OBW = Minimum 99% occupied bandwidth;

Result

Mode	Result	Limit (Hz)	Port 1-N dB (Hz)	Port 1-OBW (Hz)	Port 2-N dB (Hz)	Port 2-OBW (Hz)	Port 3-N dB (Hz)	Port 3-OBW (Hz)	Port 4-N dB (Hz)	Port 4-OBW (Hz)
802.11a_Nss1,(6Mbps)_4TX	-	-	-	-	-	-	-	-	-	-
5180MHz	Pass	Inf	22.65M	16.492M	22.825M	16.492M	22.825M	16.492M	23.025M	16.492M
5200MHz	Pass	Inf	22.675M	16.542M	22.725M	16.492M	22.925M	16.492M	22.55M	16.517M
5240MHz	Pass	Inf	22.7M	16.517M	22.575M	16.492M	22.525M	16.542M	22.925M	16.517M
5745MHz	Pass	500k	16.325M	16.567M	16.325M	16.567M	16.3M	16.667M	16.325M	16.767M
5785MHz	Pass	500k	16.35M	16.542M	16.35M	16.517M	16.325M	16.642M	16.325M	16.617M
5825MHz	Pass	500k	16.275M	16.592M	16.325M	16.567M	16.325M	16.717M	16.325M	16.542M
802.11ac VHT20_Nss1,(MCS0)_4TX	-	-	-	-	-	-	-	-	-	-
5180MHz	Pass	Inf	24.3M	17.691M	24.475M	17.691M	23.9M	17.716M	23.45M	17.691M
5200MHz	Pass	Inf	24M	17.716M	24.325M	17.666M	23.475M	17.716M	23.65M	17.691M
5240MHz	Pass	Inf	24.1M	17.691M	24.175M	17.716M	23.8M	17.716M	23.15M	17.691M
5745MHz	Pass	500k	17.55M	17.741M	17.525M	17.766M	17.55M	17.841M	17.55M	17.866M
5785MHz	Pass	500k	17.55M	17.766M	17.55M	17.741M	17.55M	17.791M	17.55M	17.816M
5825MHz	Pass	500k	17.55M	17.741M	17.525M	17.741M	17.55M	17.891M	17.575M	17.791M
802.11ac VHT40_Nss1,(MCS0)_4TX	-	-	-	-	-	-	-	-	-	-
5190MHz	Pass	Inf	45.9M	36.082M	45.2M	36.182M	44.8M	36.132M	44.6M	36.132M
5230MHz	Pass	Inf	46.15M	36.132M	44.4M	36.182M	45.65M	36.132M	44.8M	36.132M
5755MHz	Pass	500k	35.1M	36.182M	35.3M	36.032M	35.05M	36.332M	36M	36.382M
5795MHz	Pass	500k	35.3M	36.182M	35.45M	36.182M	35.45M	36.432M	35.3M	36.382M
802.11ac VHT80_Nss1,(MCS0)_4TX	-	-	-	-	-	-	-	-	-	-
5210MHz	Pass	Inf	88.9M	75.162M	88.4M	75.162M	87.8M	75.262M	85.7M	75.062M
5775MHz	Pass	500k	73.9M	74.963M	74.4M	74.863M	75.1M	74.963M	75.1M	74.963M
802.11ac VHT20-BF_Nss1,(MCS0)_4TX	-	-	-	-	-	-	-	-	-	-
5180MHz	Pass	Inf	21.6M	17.691M	21.775M	17.666M	21.6M	17.716M	21.65M	17.691M
5200MHz	Pass	Inf	30.6M	17.666M	26.6M	17.666M	30.425M	17.691M	29.775M	17.666M
5240MHz	Pass	Inf	36.9M	17.666M	26.725M	17.666M	29.2M	17.666M	27.475M	17.691M
5745MHz	Pass	500k	17.55M	17.716M	15.2M	17.666M	14.375M	17.741M	17.55M	17.666M
5785MHz	Pass	500k	17.575M	17.716M	17.525M	17.691M	17.525M	17.716M	15.875M	17.766M
5825MHz	Pass	500k	17.5M	17.741M	17.55M	17.716M	17.55M	17.741M	17.3M	17.741M
802.11ac VHT40-BF_Nss1,(MCS0)_4TX	-	-	-	-	-	-	-	-	-	-
5190MHz	Pass	Inf	44.5M	36.032M	41.45M	36.132M	39.35M	36.182M	39.6M	36.132M
5230MHz	Pass	Inf	46.9M	36.132M	42.25M	36.182M	40.85M	36.382M	49.25M	36.132M
5755MHz	Pass	500k	35.05M	36.232M	35.1M	36.182M	32.8M	36.282M	35.05M	36.132M
5795MHz	Pass	500k	35.65M	36.182M	32.55M	36.182M	36.1M	36.282M	35.95M	36.232M
802.11ac VHT80-BF_Nss1,(MCS0)_4TX	-	-	-	-	-	-	-	-	-	-
5210MHz	Pass	Inf	78.9M	74.863M	79.8M	75.162M	79.3M	74.863M	79.1M	74.863M
5775MHz	Pass	500k	20.9M	75.062M	74.3M	75.062M	63.9M	75.062M	73.5M	75.362M

Port X-N dB = Port **X** 6dB down bandwidth for 5.725-5.85GHz band / 26dB down bandwidth for other band
Port X-OBW = Port **X** 99% occupied bandwidth;

802.11a_Nss1,(6Mbps)_4TX — EBW

5180MHz

29/10/2018

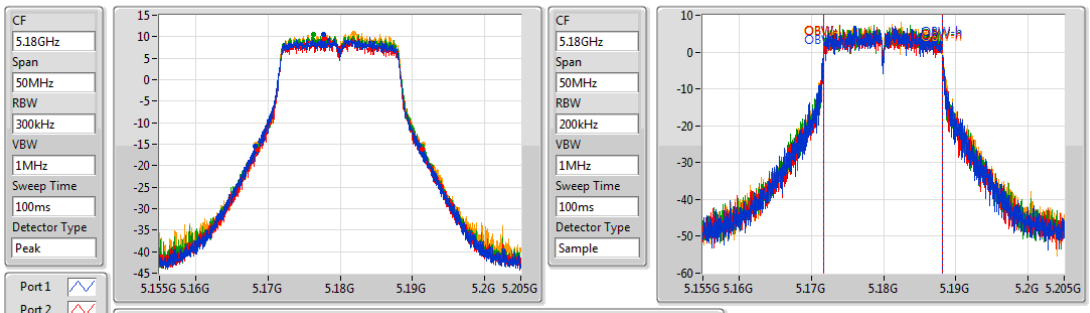

26dB(Hz)	Fl-26dB(Hz)	Fh-26dB(Hz)	OBW(Hz)	Fl-OBW(Hz)	Fh-OBW(Hz)	Limit(Hz)	Port
22.65M	5.1683G	5.19095G	16.492M	5.171679G	5.188171G	Inf	1
22.825M	5.168525G	5.19135G	16.492M	5.171704G	5.188196G	Inf	2
22.825M	5.168525G	5.19135G	16.492M	5.171679G	5.188171G	Inf	3
23.025M	5.1684G	5.191425G	16.492M	5.171704G	5.188196G	Inf	4

802.11a_Nss1,(6Mbps)_4TX — EBW

5200MHz

30/10/2018

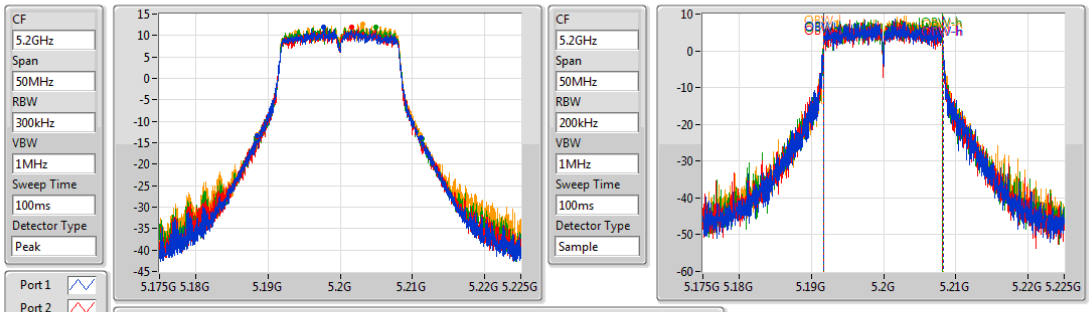

26dB(Hz)	Fl-26dB(Hz)	Fh-26dB(Hz)	OBW(Hz)	Fl-OBW(Hz)	Fh-OBW(Hz)	Limit(Hz)	Port
22.675M	5.1885G	5.211175G	16.542M	5.191679G	5.208221G	Inf	1
22.725M	5.18845G	5.211175G	16.492M	5.191704G	5.208196G	Inf	2
22.925M	5.188375G	5.2113G	16.492M	5.191704G	5.208196G	Inf	3
22.55M	5.188575G	5.211125G	16.517M	5.191704G	5.208221G	Inf	4

802.11a_Nss1,(6Mbps)_4TX — EBW

5240MHz

30/10/2018

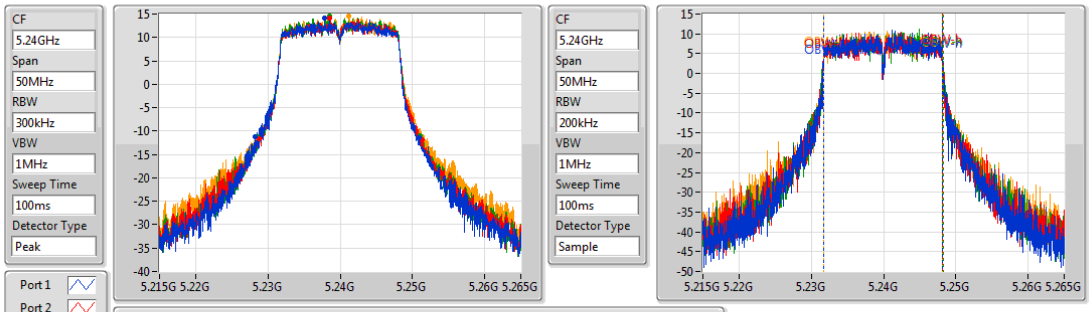

26dB(Hz)	Fl-26dB(Hz)	Fh-26dB(Hz)	OBW(Hz)	Fl-OBW(Hz)	Fh-OBW(Hz)	Limit(Hz)	Port
22.7M	5.22825G	5.25095G	16.517M	5.231679G	5.248196G	Inf	1
22.575M	5.228725G	5.2513G	16.492M	5.231704G	5.248196G	Inf	2
22.525M	5.2285G	5.251025G	16.542M	5.231679G	5.248221G	Inf	3
22.925M	5.22845G	5.251375G	16.517M	5.231679G	5.248196G	Inf	4

802.11a_Nss1,(6Mbps)_4TX — EBW

5745MHz

30/10/2018

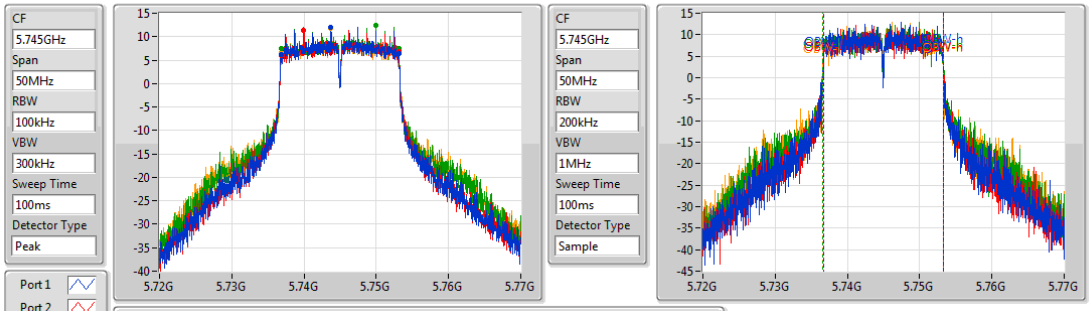

6dB(Hz)	Fl-6dB(Hz)	Fh-6dB(Hz)	OBW(Hz)	Fl-OBW(Hz)	Fh-OBW(Hz)	Limit(Hz)	Port
16.325M	5.7368G	5.753125G	16.567M	5.736679G	5.753246G	500k	1
16.325M	5.7368G	5.753125G	16.567M	5.736679G	5.753246G	500k	2
16.3M	5.736825G	5.753125G	16.667M	5.736629G	5.753296G	500k	3
16.325M	5.7368G	5.753125G	16.767M	5.736554G	5.753321G	500k	4

802.11a_Nss1,(6Mbps)_4TX — EBW

5785MHz

30/10/2018

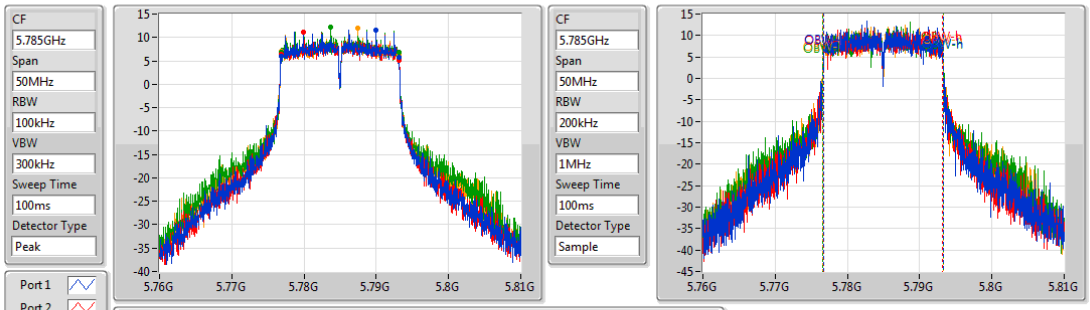

6dB(Hz)	Fl-6dB(Hz)	Fh-6dB(Hz)	OBW(Hz)	Fl-OBW(Hz)	Fh-OBW(Hz)	Limit(Hz)	Port
16.35M	5.7768G	5.79315G	16.542M	5.776679G	5.793221G	500k	1
16.35M	5.7768G	5.79315G	16.517M	5.776679G	5.793196G	500k	2
16.325M	5.7768G	5.793125G	16.642M	5.776629G	5.793271G	500k	3
16.325M	5.7768G	5.793125G	16.617M	5.776629G	5.793246G	500k	4

802.11a_Nss1,(6Mbps)_4TX — EBW

5825MHz

30/10/2018

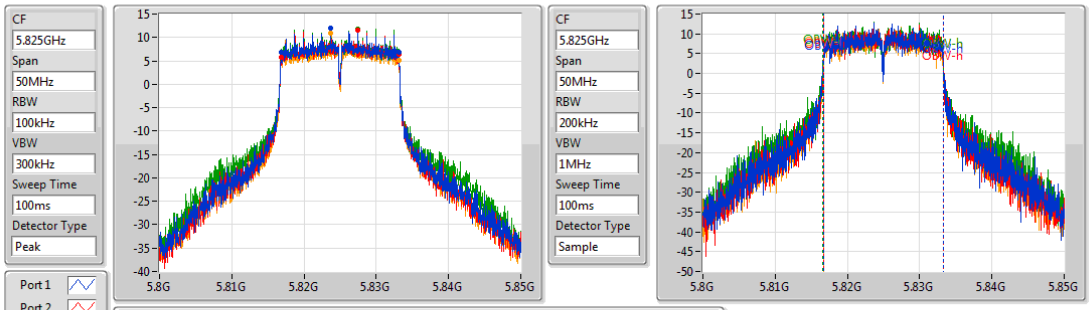

6dB(Hz)	Fl-6dB(Hz)	Fh-6dB(Hz)	OBW(Hz)	Fl-OBW(Hz)	Fh-OBW(Hz)	Limit(Hz)	Port
16.275M	5.816825G	5.8331G	16.592M	5.816654G	5.833246G	500k	1
16.325M	5.8168G	5.833125G	16.567M	5.816679G	5.833246G	500k	2
16.325M	5.8168G	5.833125G	16.717M	5.816579G	5.833296G	500k	3
16.325M	5.816825G	5.83315G	16.542M	5.816679G	5.833221G	500k	4

802.11ac VHT20_Nss1,(MCS0)_4TX — EBW

5180MHz

03/11/2018

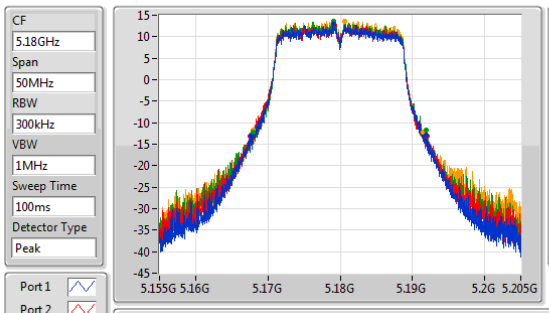

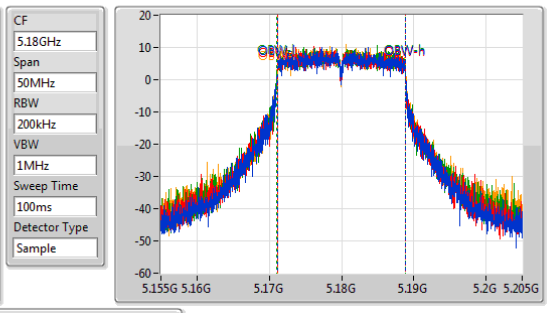

26dB(Hz)	Fl-26dB(Hz)	Fh-26dB(Hz)	OBW(Hz)	Fl-OBW(Hz)	Fh-OBW(Hz)	Limit(Hz)	Port
24.3M	5.167625G	5.191925G	17.691M	5.171104G	5.188796G	Inf	1
24.475M	5.167525G	5.192G	17.691M	5.171104G	5.188796G	Inf	2
23.9M	5.168G	5.1919G	17.716M	5.171079G	5.188796G	Inf	3
23.45M	5.167975G	5.191425G	17.691M	5.171104G	5.188796G	Inf	4

802.11ac VHT20_Nss1,(MCS0)_4TX — EBW

5200MHz

03/11/2018

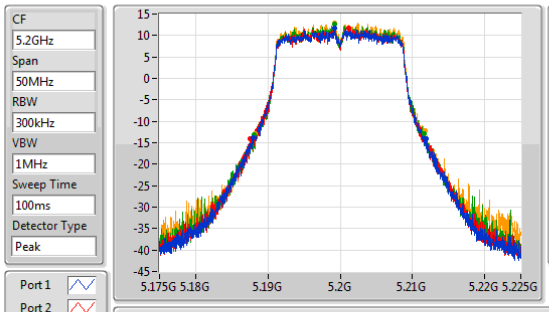

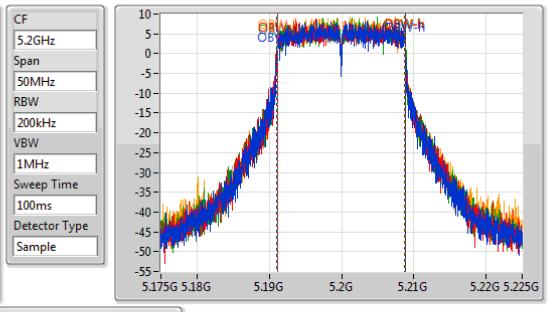

26dB(Hz)	Fl-26dB(Hz)	Fh-26dB(Hz)	OBW(Hz)	Fl-OBW(Hz)	Fh-OBW(Hz)	Limit(Hz)	Port
24M	5.1879G	5.2119G	17.716M	5.191079G	5.208796G	Inf	1
24.325M	5.187525G	5.21185G	17.666M	5.191104G	5.208771G	Inf	2
23.475M	5.188125G	5.2116G	17.716M	5.191104G	5.208821G	Inf	3
23.65M	5.188175G	5.211825G	17.691M	5.191129G	5.208821G	Inf	4

802.11ac VHT20_Nss1,(MCS0)_4TX — EBW

5240MHz

03/11/2018

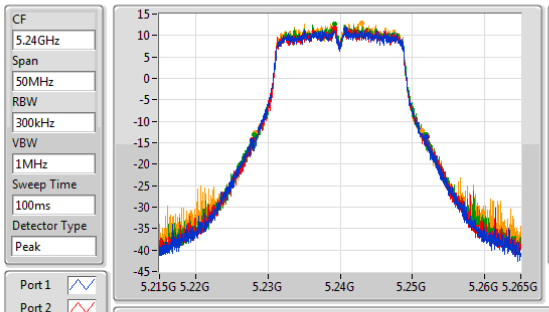

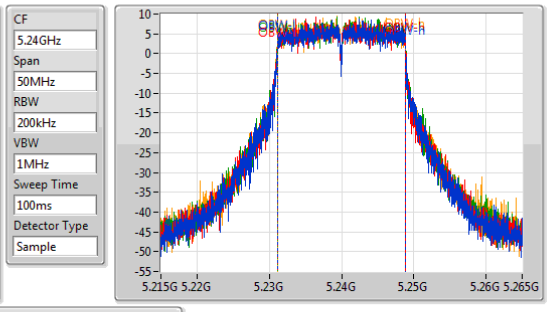

26dB(Hz)	Fl-26dB(Hz)	Fh-26dB(Hz)	OBW(Hz)	Fl-OBW(Hz)	Fh-OBW(Hz)	Limit(Hz)	Port
24.1M	5.227825G	5.251925G	17.691M	5.231129G	5.248821G	Inf	1
24.175M	5.22785G	5.252025G	17.716M	5.231104G	5.248821G	Inf	2
23.8M	5.228125G	5.251925G	17.716M	5.231104G	5.248821G	Inf	3
23.15M	5.2282G	5.25135G	17.691M	5.231104G	5.248796G	Inf	4

802.11ac VHT20_Nss1,(MCS0)_4TX — EBW

5745MHz

03/11/2018

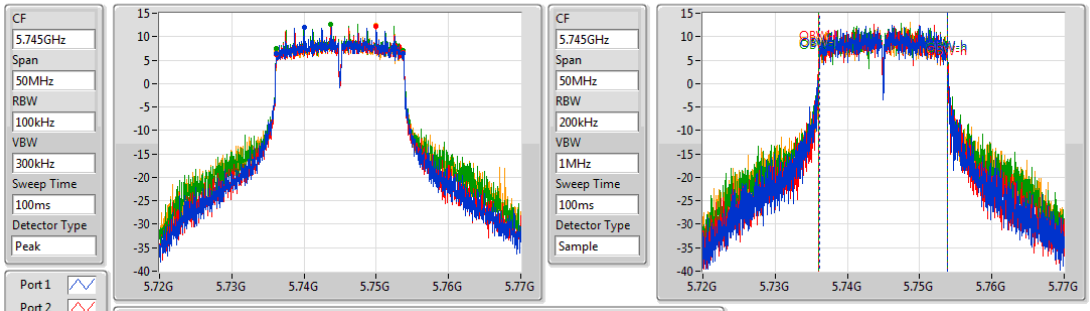

6dB(Hz)	Fl-6dB(Hz)	Fh-6dB(Hz)	OBW(Hz)	Fl-OBW(Hz)	Fh-OBW(Hz)	Limit(Hz)	Port
17.55M	5.7362G	5.75375G	17.741M	5.736104G	5.753846G	500k	1
17.525M	5.736225G	5.75375G	17.766M	5.736079G	5.753846G	500k	2
17.55M	5.7362G	5.75375G	17.841M	5.736054G	5.753896G	500k	3
17.55M	5.7362G	5.75375G	17.866M	5.736029G	5.753896G	500k	4

802.11ac VHT20_Nss1,(MCS0)_4TX — EBW

5785MHz

03/11/2018

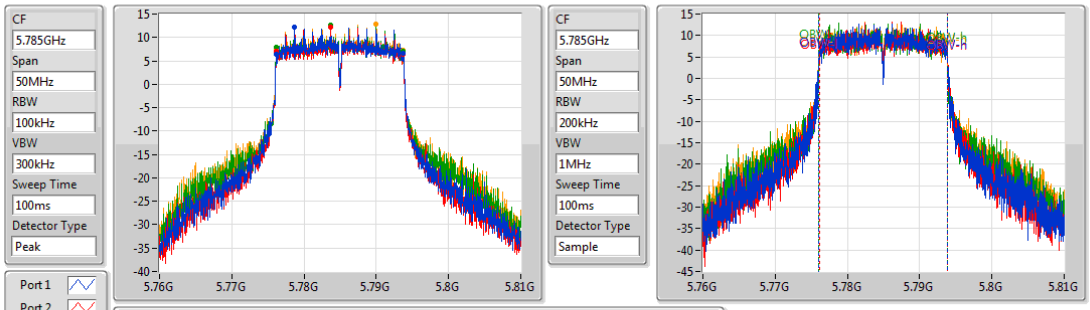

6dB(Hz)	Fl-6dB(Hz)	Fh-6dB(Hz)	OBW(Hz)	Fl-OBW(Hz)	Fh-OBW(Hz)	Limit(Hz)	Port
17.55M	5.7762G	5.79375G	17.766M	5.776079G	5.793846G	500k	1
17.55M	5.7762G	5.79375G	17.741M	5.776104G	5.793846G	500k	2
17.55M	5.7762G	5.79375G	17.791M	5.776054G	5.793846G	500k	3
17.55M	5.7762G	5.79375G	17.816M	5.776029G	5.793846G	500k	4

802.11ac VHT20_Nss1,(MCS0)_4TX — EBW

5825MHz

03/11/2018

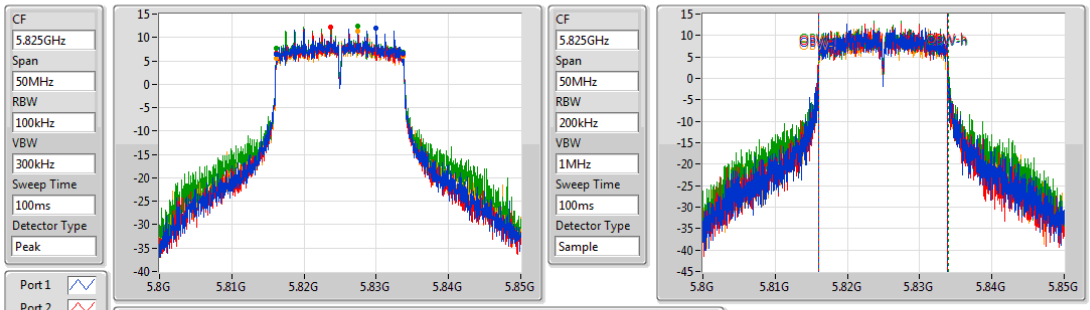

6dB(Hz)	Fl-6dB(Hz)	Fh-6dB(Hz)	OBW(Hz)	Fl-OBW(Hz)	Fh-OBW(Hz)	Limit(Hz)	Port
17.55M	5.8162G	5.83375G	17.741M	5.816079G	5.833821G	500k	1
17.525M	5.816225G	5.83375G	17.741M	5.816079G	5.833821G	500k	2
17.55M	5.8162G	5.83375G	17.891M	5.816029G	5.833921G	500k	3
17.575M	5.816175G	5.83375G	17.791M	5.816079G	5.833871G	500k	4

802.11ac VHT40_Nss1,(MCS0)_4TX — EBW

5190MHz

03/11/2018

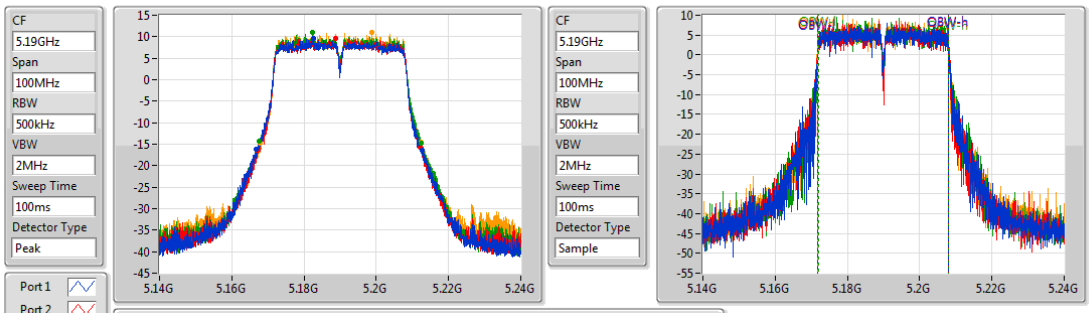

26dB(Hz)	Fl-26dB(Hz)	Fh-26dB(Hz)	OBW(Hz)	Fl-OBW(Hz)	Fh-OBW(Hz)	Limit(Hz)	Port
45.9M	5.16685G	5.21275G	36.082M	5.171859G	5.207941G	Inf	1
45.2M	5.16715G	5.21235G	36.182M	5.171859G	5.208041G	Inf	2
44.8M	5.16765G	5.21245G	36.132M	5.171909G	5.208041G	Inf	3
44.6M	5.16775G	5.21235G	36.132M	5.171859G	5.207991G	Inf	4

802.11ac VHT40_Nss1,(MCS0)_4TX — EBW

5230MHz

05/11/2018

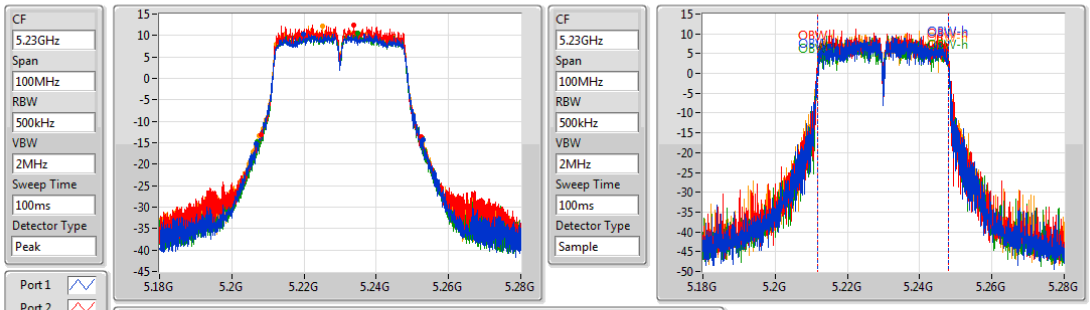

26dB(Hz)	Fl-26dB(Hz)	Fh-26dB(Hz)	OBW(Hz)	Fl-OBW(Hz)	Fh-OBW(Hz)	Limit(Hz)	Port
46.15M	5.20685G	5.253G	36.132M	5.211859G	5.247991G	Inf	1
44.4M	5.2081G	5.2525G	36.182M	5.211859G	5.248041G	Inf	2
45.65M	5.20695G	5.2526G	36.132M	5.211859G	5.247991G	Inf	3
44.8M	5.2075G	5.2523G	36.132M	5.211859G	5.247991G	Inf	4

802.11ac VHT40_Nss1,(MCS0)_4TX — EBW

5755MHz

03/11/2018

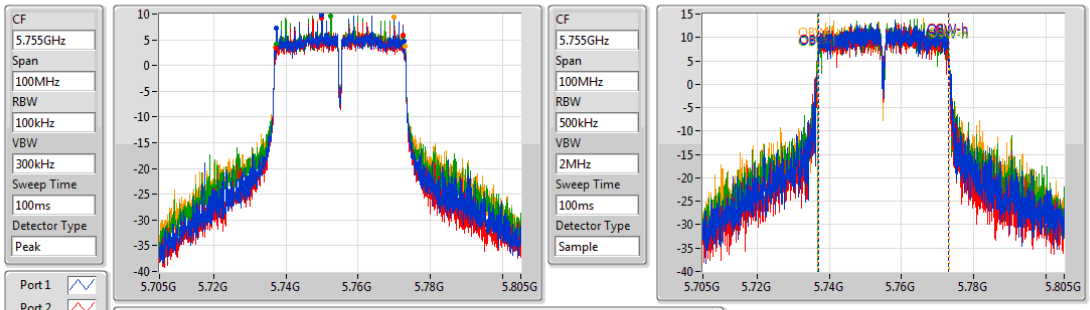

6dB(Hz)	Fl-6dB(Hz)	Fh-6dB(Hz)	OBW(Hz)	Fl-OBW(Hz)	Fh-OBW(Hz)	Limit(Hz)	Port
35.1M	5.73745G	5.77255G	36.182M	5.736909G	5.773091G	500k	1
35.3M	5.7372G	5.7725G	36.032M	5.736909G	5.772941G	500k	2
35.05M	5.7374G	5.77245G	36.332M	5.736759G	5.773091G	500k	3
36M	5.7371G	5.7731G	36.382M	5.736759G	5.773141G	500k	4

802.11ac VHT40_Nss1,(MCS0)_4TX — EBW

5795MHz

03/11/2018

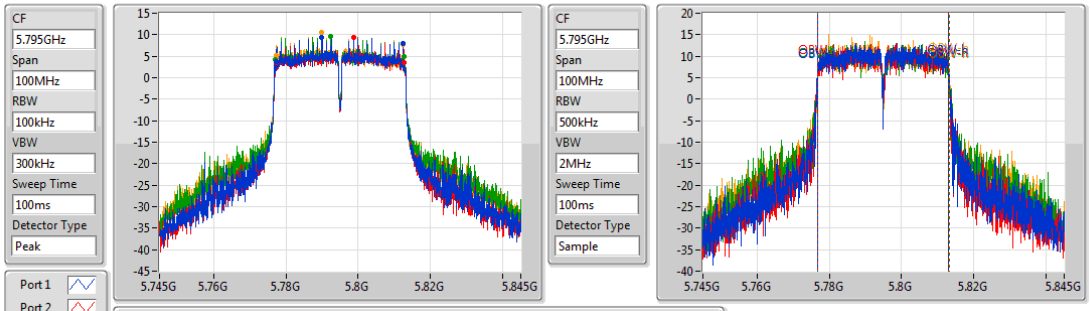

6dB(Hz)	Fl-6dB(Hz)	Fh-6dB(Hz)	OBW(Hz)	Fl-OBW(Hz)	Fh-OBW(Hz)	Limit(Hz)	Port
35.3M	5.7772G	5.8125G	36.182M	5.776859G	5.813041G	500k	1
35.45M	5.77725G	5.8127G	36.182M	5.776809G	5.812991G	500k	2
35.45M	5.7771G	5.81255G	36.432M	5.776709G	5.813141G	500k	3
35.3M	5.7772G	5.8125G	36.382M	5.776759G	5.813141G	500k	4

802.11ac VHT80_Nss1,(MCS0)_4TX — EBW

5210MHz

03/11/2018

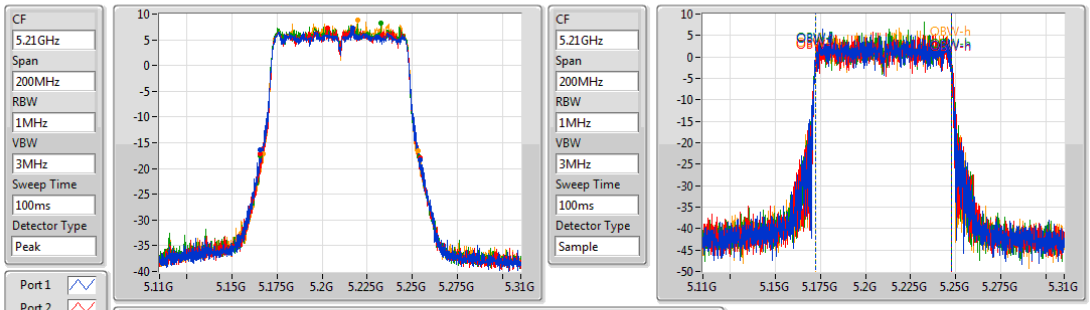

26dB(Hz)	Fl-26dB(Hz)	Fh-26dB(Hz)	OBW(Hz)	Fl-OBW(Hz)	Fh-OBW(Hz)	Limit(Hz)	Port
88.9M	5.1655G	5.2544G	75.162M	5.172319G	5.247481G	Inf	1
88.4M	5.1658G	5.2542G	75.162M	5.172319G	5.247481G	Inf	2
87.8M	5.1657G	5.2535G	75.262M	5.172219G	5.247481G	Inf	3
85.7M	5.1673G	5.253G	75.062M	5.172419G	5.247481G	Inf	4

802.11ac VHT80_Nss1,(MCS0)_4TX — EBW

5775MHz

03/11/2018

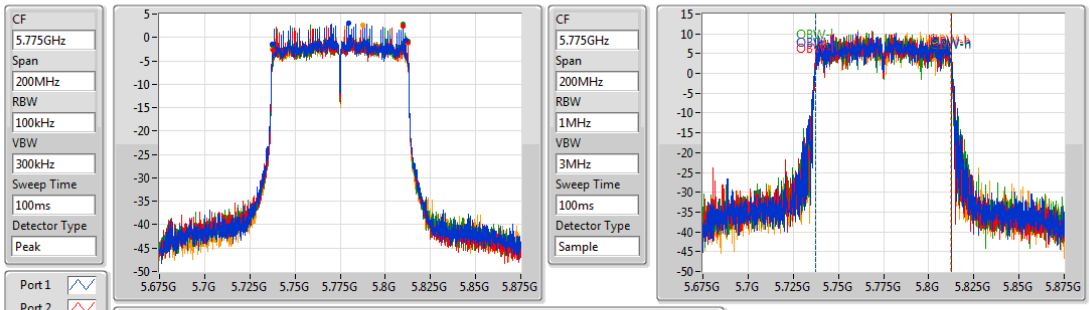

6dB(Hz)	Fl-6dB(Hz)	Fh-6dB(Hz)	OBW(Hz)	Fl-OBW(Hz)	Fh-OBW(Hz)	Limit(Hz)	Port
73.9M	5.7374G	5.8113G	74.963M	5.737419G	5.812381G	500k	1
74.4M	5.7381G	5.8125G	74.863M	5.737519G	5.812381G	500k	2
75.1M	5.7374G	5.8125G	74.963M	5.737419G	5.812381G	500k	3
75.1M	5.7374G	5.8125G	74.963M	5.737319G	5.812281G	500k	4

802.11ac VHT20-BF_Nss1,(MCS0)_4TX — EBW

5180MHz

30/10/2018

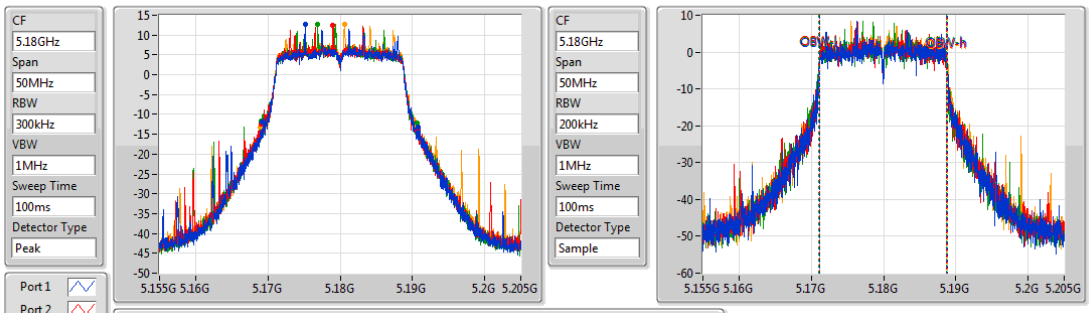

26dB(Hz)	Fl-26dB(Hz)	Fh-26dB(Hz)	OBW(Hz)	Fl-OBW(Hz)	Fh-OBW(Hz)	Limit(Hz)	Port
21.6M	5.169175G	5.190775G	17.691M	5.171104G	5.188796G	Inf	1
21.775M	5.169075G	5.19085G	17.666M	5.171104G	5.188771G	Inf	2
21.6M	5.169075G	5.190675G	17.716M	5.171054G	5.188771G	Inf	3
21.65M	5.168975G	5.190625G	17.691M	5.171104G	5.188796G	Inf	4

802.11ac VHT20-BF_Nss1,(MCS0)_4TX — EBW

5200MHz

30/10/2018

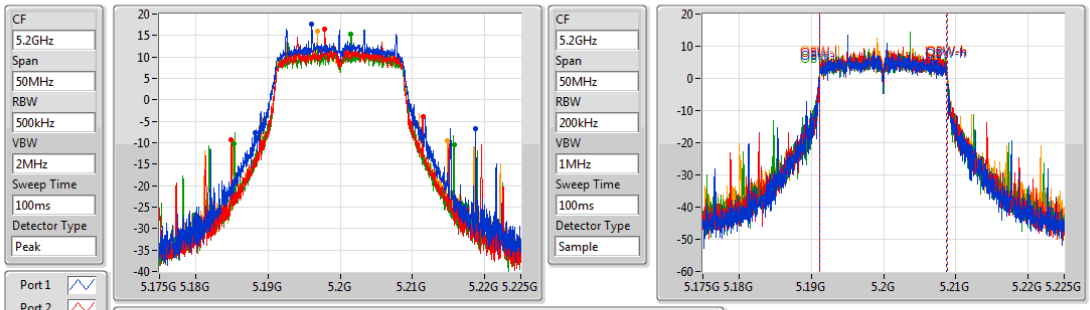

26dB(Hz)	Fl-26dB(Hz)	Fh-26dB(Hz)	OBW(Hz)	Fl-OBW(Hz)	Fh-OBW(Hz)	Limit(Hz)	Port
30.6M	5.188175G	5.218775G	17.666M	5.191104G	5.208771G	Inf	1
26.6M	5.1849G	5.2115G	17.666M	5.191129G	5.208796G	Inf	2
30.425M	5.18535G	5.215775G	17.691M	5.191104G	5.208796G	Inf	3
29.775M	5.185125G	5.2149G	17.666M	5.191129G	5.208796G	Inf	4

802.11ac VHT20-BF_Nss1,(MCS0)_4TX — EBW

5240MHz

30/10/2018

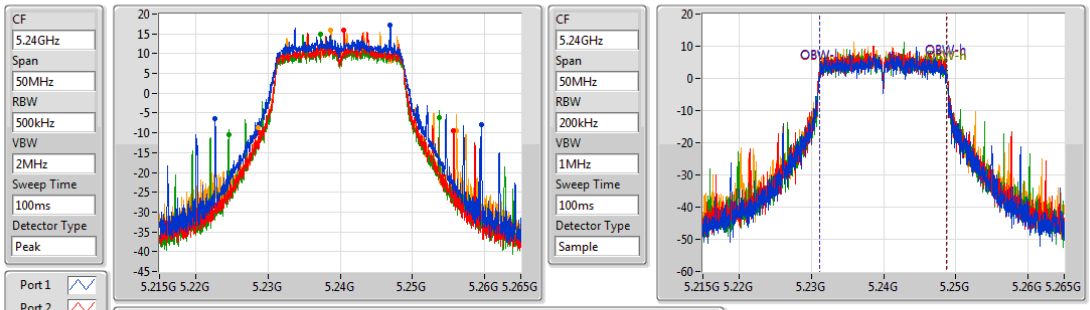

26dB(Hz)	Fl-26dB(Hz)	Fh-26dB(Hz)	OBW(Hz)	Fl-OBW(Hz)	Fh-OBW(Hz)	Limit(Hz)	Port
36.9M	5.2227G	5.2596G	17.666M	5.231104G	5.248771G	Inf	1
26.725M	5.2289G	5.255625G	17.666M	5.231104G	5.248771G	Inf	2
29.2M	5.22455G	5.25375G	17.666M	5.231104G	5.248771G	Inf	3
27.475M	5.22865G	5.256125G	17.691M	5.231104G	5.248796G	Inf	4

802.11ac VHT20-BF_Nss1,(MCS0)_4TX — EBW

5745MHz

30/10/2018

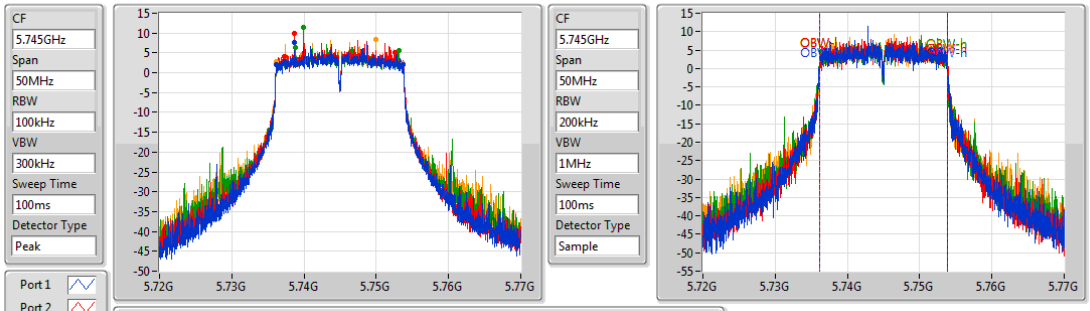

6dB(Hz)	Fl-6dB(Hz)	Fh-6dB(Hz)	OBW(Hz)	Fl-OBW(Hz)	Fh-OBW(Hz)	Limit(Hz)	Port
17.55M	5.736175G	5.753725G	17.716M	5.736104G	5.753821G	500k	1
15.2M	5.737325G	5.752525G	17.666M	5.736129G	5.753796G	500k	2
14.375M	5.73875G	5.753125G	17.741M	5.736104G	5.753846G	500k	3
17.55M	5.7362G	5.75375G	17.666M	5.736129G	5.753796G	500k	4

802.11ac VHT20-BF_Nss1,(MCS0)_4TX — EBW

5785MHz

30/10/2018

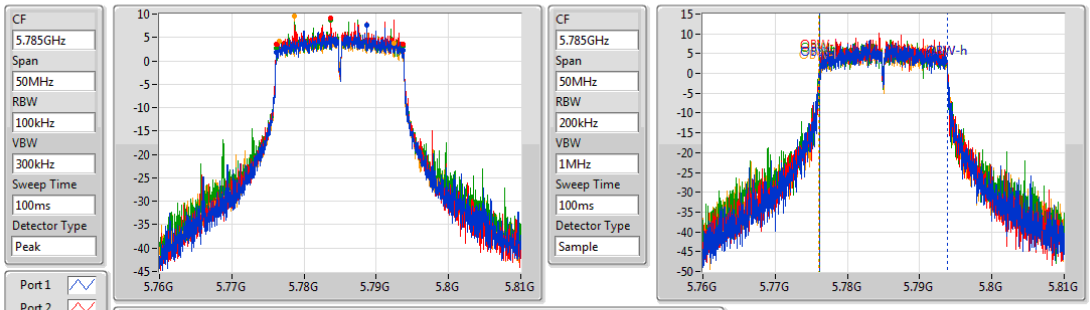

6dB(Hz)	Fl-6dB(Hz)	Fh-6dB(Hz)	OBW(Hz)	Fl-OBW(Hz)	Fh-OBW(Hz)	Limit(Hz)	Port
17.575M	5.776175G	5.79375G	17.716M	5.776104G	5.793821G	500k	1
17.525M	5.7762G	5.793725G	17.691M	5.776129G	5.793821G	500k	2
17.525M	5.7762G	5.793725G	17.716M	5.776104G	5.793821G	500k	3
15.875M	5.776575G	5.79245G	17.766M	5.776079G	5.793846G	500k	4

802.11ac VHT20-BF_Nss1,(MCS0)_4TX — EBW

5825MHz

30/10/2018

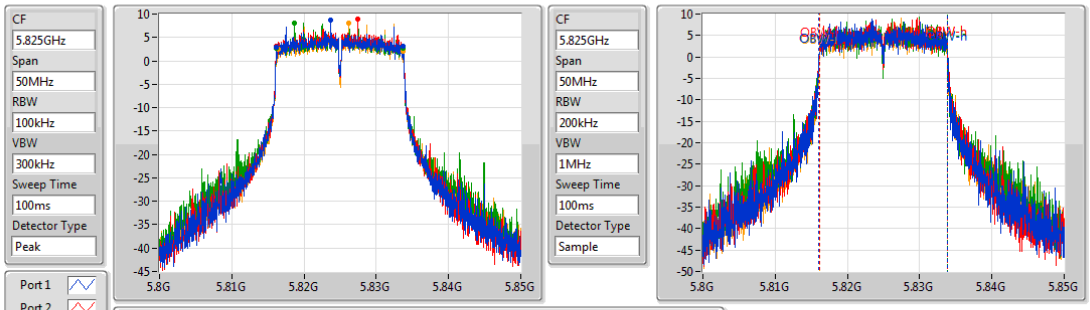

6dB(Hz)	Fl-6dB(Hz)	Fh-6dB(Hz)	OBW(Hz)	Fl-OBW(Hz)	Fh-OBW(Hz)	Limit(Hz)	Port
17.5M	5.816225G	5.833725G	17.741M	5.816079G	5.833821G	500k	1
17.55M	5.8162G	5.83375G	17.716M	5.816104G	5.833821G	500k	2
17.55M	5.8162G	5.83375G	17.741M	5.816079G	5.833821G	500k	3
17.3M	5.81645G	5.83375G	17.741M	5.816104G	5.833846G	500k	4

802.11ac VHT40-BF_Nss1,(MCS0)_4TX — EBW

5190MHz

30/10/2018

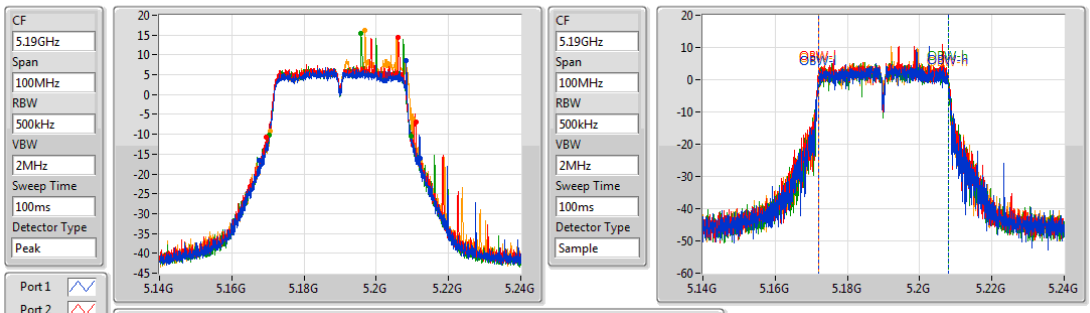

26dB(Hz)	Fl-26dB(Hz)	Fh-26dB(Hz)	OBW(Hz)	Fl-OBW(Hz)	Fh-OBW(Hz)	Limit(Hz)	Port
44.5M	5.1677G	5.2122G	36.032M	5.171909G	5.207941G	Inf	1
41.45M	5.16945G	5.2109G	36.132M	5.171909G	5.208041G	Inf	2
39.35M	5.1703G	5.20965G	36.182M	5.171909G	5.208091G	Inf	3
39.6M	5.1706G	5.2102G	36.132M	5.171909G	5.208041G	Inf	4

802.11ac VHT40-BF_Nss1,(MCS0)_4TX — EBW

5230MHz

30/10/2018

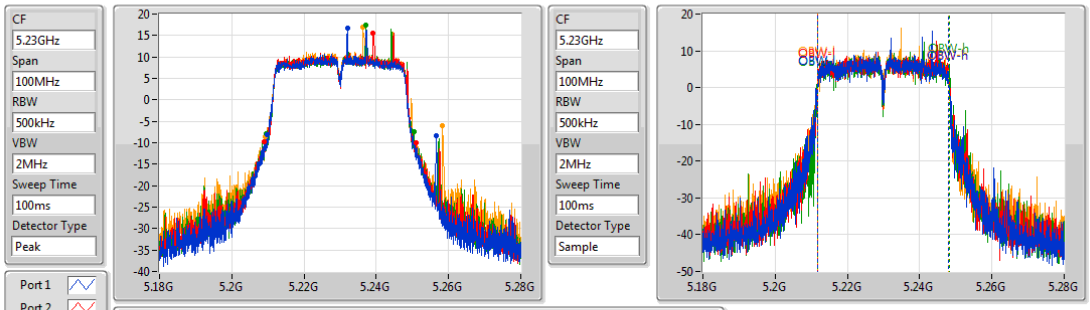

26dB(Hz)	Fl-26dB(Hz)	Fh-26dB(Hz)	OBW(Hz)	Fl-OBW(Hz)	Fh-OBW(Hz)	Limit(Hz)	Port
46.9M	5.2097G	5.2566G	36.132M	5.211859G	5.247991G	Inf	1
42.25M	5.2089G	5.25115G	36.182M	5.211859G	5.248041G	Inf	2
40.85M	5.20955G	5.2504G	36.382M	5.211859G	5.248241G	Inf	3
49.25M	5.20915G	5.2584G	36.132M	5.211859G	5.247991G	Inf	4

802.11ac VHT40-BF_Nss1,(MCS0)_4TX — EBW

5755MHz

30/10/2018

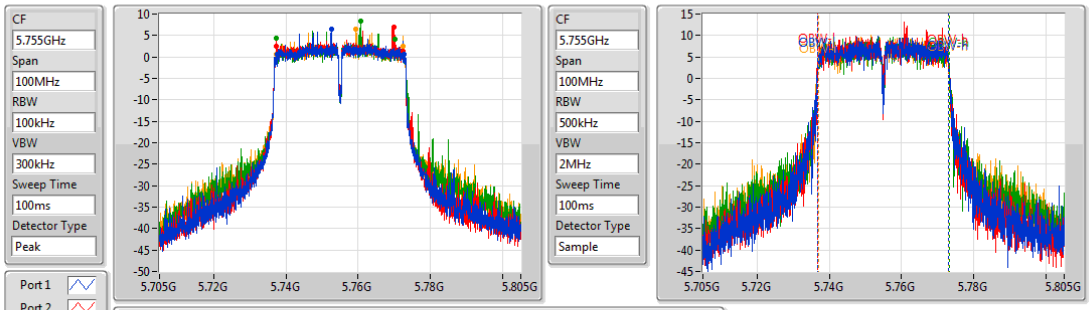

6dB(Hz)	Fl-6dB(Hz)	Fh-6dB(Hz)	OBW(Hz)	Fl-OBW(Hz)	Fh-OBW(Hz)	Limit(Hz)	Port
35.05M	5.7377G	5.77275G	36.232M	5.736859G	5.773091G	500k	1
35.1M	5.7374G	5.7725G	36.182M	5.736859G	5.773041G	500k	2
32.8M	5.73745G	5.77025G	36.282M	5.736859G	5.773141G	500k	3
35.05M	5.73745G	5.7725G	36.132M	5.736909G	5.773041G	500k	4

802.11ac VHT40-BF_Nss1,(MCS0)_4TX — EBW

5795MHz

30/10/2018

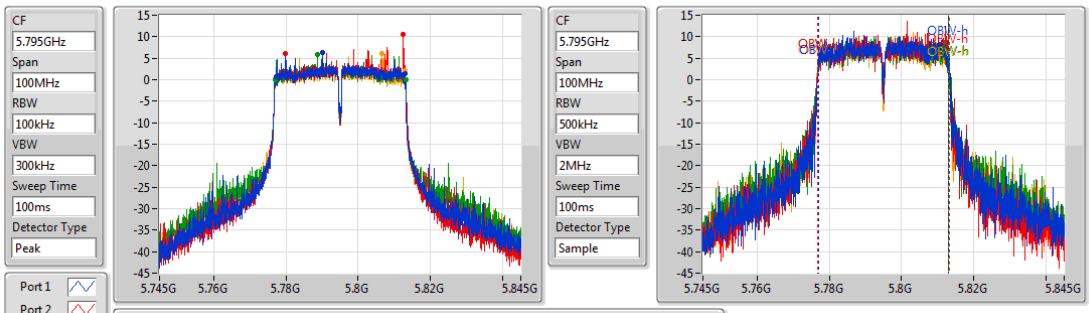

6dB(Hz)	Fl-6dB(Hz)	Fh-6dB(Hz)	OBW(Hz)	Fl-OBW(Hz)	Fh-OBW(Hz)	Limit(Hz)	Port
35.65M	5.7772G	5.81285G	36.182M	5.776909G	5.813091G	500k	1
32.55M	5.77995G	5.8125G	36.182M	5.776859G	5.813041G	500k	2
36.1M	5.77705G	5.81315G	36.282M	5.776859G	5.813141G	500k	3
35.95M	5.77705G	5.813G	36.232M	5.776809G	5.813041G	500k	4

802.11ac VHT80-BF_Nss1,(MCS0)_4TX — EBW

5210MHz

30/10/2018

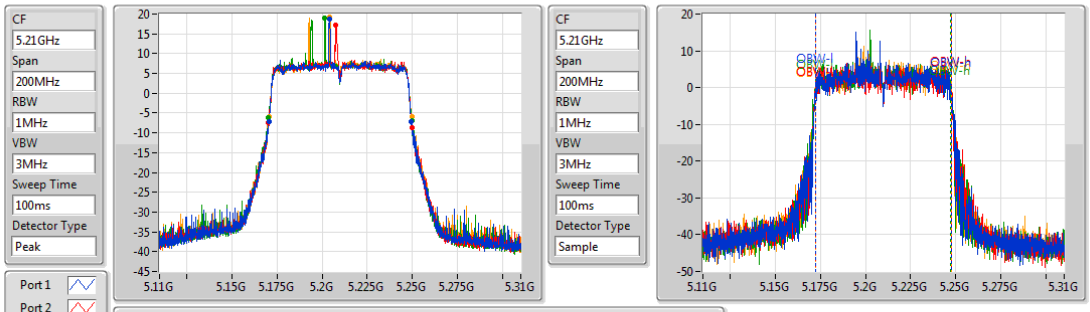

26dB(Hz)	Fl-26dB(Hz)	Fh-26dB(Hz)	OBW(Hz)	Fl-OBW(Hz)	Fh-OBW(Hz)	Limit(Hz)	Port
78.9M	5.1706G	5.2495G	74.863M	5.172519G	5.247381G	Inf	1
79.8M	5.1702G	5.25G	75.162M	5.172419G	5.247581G	Inf	2
79.3M	5.1703G	5.2496G	74.863M	5.172419G	5.247281G	Inf	3
79.1M	5.1706G	5.2497G	74.863M	5.172519G	5.247381G	Inf	4

802.11ac VHT80-BF_Nss1,(MCS0)_4TX — EBW

5775MHz

30/10/2018

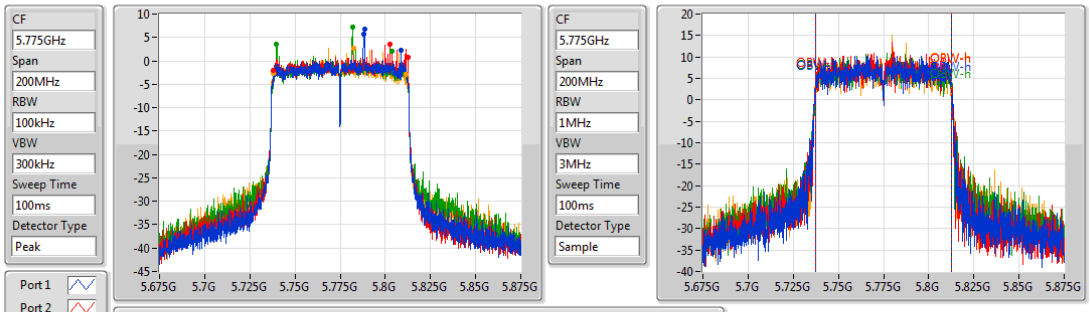

6dB(Hz)	Fl-6dB(Hz)	Fh-6dB(Hz)	OBW(Hz)	Fl-OBW(Hz)	Fh-OBW(Hz)	Limit(Hz)	Port
20.9M	5.7879G	5.8088G	75.062M	5.737419G	5.812481G	500k	1
74.3M	5.7382G	5.8125G	75.062M	5.737519G	5.812581G	500k	2
63.9M	5.7399G	5.8038G	75.062M	5.737419G	5.812481G	500k	3
73.5M	5.7381G	5.8116G	75.362M	5.737219G	5.812581G	500k	4

Summary

Mode	Total Power (dBm)	Total Power (W)
5.15-5.25GHz	-	-
802.11a_Nss1,(6Mbps)_4TX	26.50	0.44668
802.11ac VHT20_Nss1,(MCS0)_4TX	26.68	0.46559
802.11ac VHT40_Nss1,(MCS0)_4TX	29.55	0.90157
802.11ac VHT80_Nss1,(MCS0)_4TX	21.51	0.14158
802.11ac VHT20-BF_Nss1,(MCS0)_4TX	26.69	0.46666
802.11ac VHT40-BF_Nss1,(MCS0)_4TX	26.72	0.46989
802.11ac VHT80-BF_Nss1,(MCS0)_4TX	22.50	0.17783
5.725-5.85GHz	-	-
802.11a_Nss1,(6Mbps)_4TX	29.97	0.99312
802.11ac VHT20_Nss1,(MCS0)_4TX	29.95	0.98855
802.11ac VHT40_Nss1,(MCS0)_4TX	29.68	0.92897
802.11ac VHT80_Nss1,(MCS0)_4TX	25.79	0.37931
802.11ac VHT20-BF_Nss1,(MCS0)_4TX	26.84	0.48306
802.11ac VHT40-BF_Nss1,(MCS0)_4TX	26.79	0.47753
802.11ac VHT80-BF_Nss1,(MCS0)_4TX	26.76	0.47424

Result

Mode	Result	DG (dBi)	Port 1 (dBm)	Port 2 (dBm)	Port 3 (dBm)	Port 4 (dBm)	Total Power (dBm)	Power Limit (dBm)
802.11a_Nss1,(6Mbps)_4TX	-	-	-	-	-	-	-	-
5180MHz	Pass	3.00	20.17	20.15	20.54	20.99	26.50	30.00
5200MHz	Pass	3.00	20.18	20.05	20.62	20.87	26.46	30.00
5240MHz	Pass	3.00	19.96	20.05	20.45	20.60	26.29	30.00
5745MHz	Pass	3.00	24.03	23.86	24.17	23.73	29.97	30.00
5785MHz	Pass	3.00	23.69	23.77	23.81	23.64	29.75	30.00
5825MHz	Pass	3.00	23.78	23.65	23.97	22.81	29.60	30.00
802.11ac VHT20_Nss1,(MCS0)_4TX	-	-	-	-	-	-	-	-
5180MHz	Pass	3.00	20.43	20.33	20.87	20.97	26.68	30.00
5200MHz	Pass	3.00	20.30	20.27	20.74	21.20	26.66	30.00
5240MHz	Pass	3.00	20.22	20.26	20.58	20.98	26.54	30.00
5745MHz	Pass	3.00	23.97	23.80	24.16	23.67	29.92	30.00
5785MHz	Pass	3.00	23.87	23.62	24.07	24.14	29.95	30.00
5825MHz	Pass	3.00	23.79	23.49	23.94	23.41	29.68	30.00
802.11ac VHT40_Nss1,(MCS0)_4TX	-	-	-	-	-	-	-	-
5190MHz	Pass	3.00	18.85	18.96	19.36	19.24	25.13	30.00
5230MHz	Pass	3.00	23.44	23.51	23.76	23.38	29.55	30.00
5755MHz	Pass	3.00	23.72	23.35	23.98	23.55	29.68	30.00
5795MHz	Pass	3.00	23.60	23.18	23.78	23.59	29.56	30.00
802.11ac VHT80_Nss1,(MCS0)_4TX	-	-	-	-	-	-	-	-
5210MHz	Pass	3.00	15.36	15.40	15.74	15.43	21.51	30.00
5775MHz	Pass	3.00	19.66	19.60	19.79	20.02	25.79	30.00
802.11ac VHT20-BF_Nss1,(MCS0)_4TX	-	-	-	-	-	-	-	-
5180MHz	Pass	9.02	17.23	16.65	16.27	16.48	22.69	26.98
5200MHz	Pass	9.02	19.85	20.81	20.35	20.84	26.50	26.98
5240MHz	Pass	9.02	19.86	21.15	20.68	20.87	26.69	26.98
5745MHz	Pass	9.02	20.49	21.12	20.79	20.87	26.84	26.98
5785MHz	Pass	9.02	20.49	21.02	20.63	20.15	26.60	26.98
5825MHz	Pass	9.02	20.47	20.94	20.50	20.13	26.54	26.98
802.11ac VHT40-BF_Nss1,(MCS0)_4TX	-	-	-	-	-	-	-	-
5190MHz	Pass	9.02	15.78	16.75	16.41	16.61	22.42	26.98
5230MHz	Pass	9.02	20.26	20.91	20.48	21.11	26.72	26.98
5755MHz	Pass	9.02	20.51	21.05	20.63	20.68	26.74	26.98
5795MHz	Pass	9.02	20.72	21.08	20.88	20.38	26.79	26.98
802.11ac VHT80-BF_Nss1,(MCS0)_4TX	-	-	-	-	-	-	-	-
5210MHz	Pass	9.02	16.38	16.22	16.53	16.78	22.50	26.98
5775MHz	Pass	9.02	20.91	21.01	20.58	20.44	26.76	26.98

DG = Directional Gain;**Port X** = Port X output power

Summary

Mode	PD (dBm/RBW)
5.15-5.25GHz	-
802.11a_Nss1,(6Mbps)_4TX	13.68
802.11ac VHT20_Nss1,(MCS0)_4TX	13.91
802.11ac VHT40_Nss1,(MCS0)_4TX	13.88
802.11ac VHT80_Nss1,(MCS0)_4TX	2.93
802.11ac VHT20-BF_Nss1,(MCS0)_4TX	13.95
802.11ac VHT40-BF_Nss1,(MCS0)_4TX	10.91
802.11ac VHT80-BF_Nss1,(MCS0)_4TX	3.45
5.725-5.85GHz	-
802.11a_Nss1,(6Mbps)_4TX	15.48
802.11ac VHT20_Nss1,(MCS0)_4TX	15.48
802.11ac VHT40_Nss1,(MCS0)_4TX	12.30
802.11ac VHT80_Nss1,(MCS0)_4TX	6.05
802.11ac VHT20-BF_Nss1,(MCS0)_4TX	11.99
802.11ac VHT40-BF_Nss1,(MCS0)_4TX	9.42
802.11ac VHT80-BF_Nss1,(MCS0)_4TX	6.07

RBW = 500kHz for 5.725-5.85GHz band / 1MHz for other band;

Result

Mode	Result	DG (dBi)	Port 1 (dBm/RBW)	Port 2 (dBm/RBW)	Port 3 (dBm/RBW)	Port 4 (dBm/RBW)	PD (dBm/RBW)	PD Limit (dBm/RBW)
802.11a_Nss1,(6Mbps)_4TX	-	-	-	-	-	-	-	-
5180MHz	Pass	9.02	7.46	7.35	7.83	8.26	13.68	13.98
5200MHz	Pass	9.02	7.37	7.30	7.84	8.23	13.65	13.98
5240MHz	Pass	9.02	7.30	7.42	7.86	8.08	13.65	13.98
5745MHz	Pass	9.02	9.54	9.40	9.67	9.44	15.48	26.98
5785MHz	Pass	9.02	9.47	9.32	9.56	9.48	15.44	26.98
5825MHz	Pass	9.02	9.39	9.23	9.62	8.61	15.20	26.98
802.11ac VHT20_Nss1,(MCS0)_4TX	-	-	-	-	-	-	-	-
5180MHz	Pass	9.02	7.51	7.39	7.94	8.51	13.80	13.98
5200MHz	Pass	9.02	7.62	7.47	7.93	8.63	13.91	13.98
5240MHz	Pass	9.02	7.69	7.57	8.07	8.34	13.90	13.98
5745MHz	Pass	9.02	9.38	9.10	9.46	10.03	15.48	26.98
5785MHz	Pass	9.02	9.36	8.99	9.49	9.82	15.38	26.98
5825MHz	Pass	9.02	9.12	8.85	9.25	9.22	15.05	26.98
802.11ac VHT40_Nss1,(MCS0)_4TX	-	-	-	-	-	-	-	-
5190MHz	Pass	9.02	3.25	3.15	3.55	3.46	9.27	13.98
5230MHz	Pass	9.02	7.76	7.93	8.23	7.89	13.88	13.98
5755MHz	Pass	9.02	6.28	5.86	6.38	6.87	12.30	26.98
5795MHz	Pass	9.02	6.06	5.80	6.11	6.24	11.94	26.98
802.11ac VHT80_Nss1,(MCS0)_4TX	-	-	-	-	-	-	-	-
5210MHz	Pass	9.02	-3.26	-3.02	-2.89	-2.85	2.93	13.98
5775MHz	Pass	9.02	0.21	0.08	0.33	0.19	6.05	26.98
802.11ac VHT20-BF_Nss1,(MCS0)_4TX	-	-	-	-	-	-	-	-
5180MHz	Pass	9.02	3.28	3.83	3.44	3.96	9.45	13.98
5200MHz	Pass	9.02	7.15	8.11	7.50	8.13	13.56	13.98
5240MHz	Pass	9.02	7.50	8.57	7.86	8.33	13.95	13.98
5745MHz	Pass	9.02	5.68	6.61	5.91	6.07	11.99	26.98
5785MHz	Pass	9.02	5.89	6.39	5.95	5.61	11.91	26.98
5825MHz	Pass	9.02	5.76	6.17	5.78	5.44	11.74	26.98
802.11ac VHT40-BF_Nss1,(MCS0)_4TX	-	-	-	-	-	-	-	-
5190MHz	Pass	9.02	0.53	1.04	0.56	1.68	6.72	13.98
5230MHz	Pass	9.02	4.69	5.23	5.11	5.38	10.91	13.98
5755MHz	Pass	9.02	3.25	3.46	3.07	3.19	9.15	26.98
5795MHz	Pass	9.02	3.75	3.74	3.53	3.16	9.42	26.98
802.11ac VHT80-BF_Nss1,(MCS0)_4TX	-	-	-	-	-	-	-	-
5210MHz	Pass	9.02	-1.97	-2.52	-2.93	-1.92	3.45	13.98
5775MHz	Pass	9.02	0.17	0.63	0.34	-0.10	6.07	26.98

DG = Directional Gain; **RBW** = 500kHz for 5.725-5.85GHz band / 1MHz for other band;
PD = trace bin-by-bin of each transmits port summing can be performed maximum power density; **Port X** = Port Xpower density;

802.11a_Nss1,(6Mbps)_4TX PSD

5180MHz

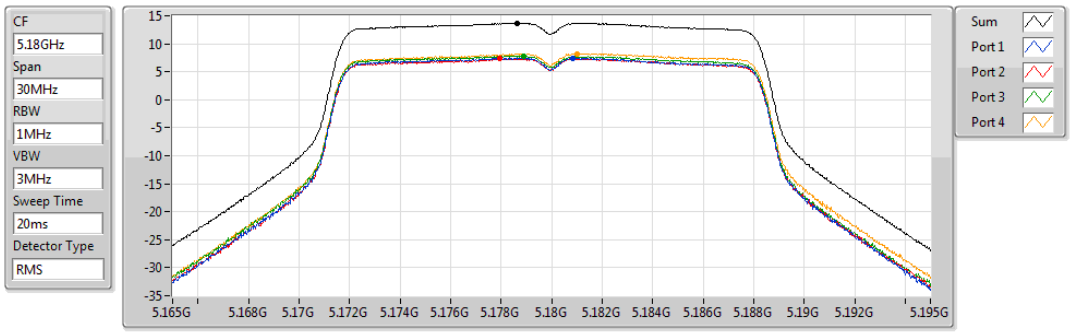

Sum	PD	Port 1	Port 2	Port 3	Port 4
(dBm/RBW)	(dBm/RBW)	(dBm/RBW)	(dBm/RBW)	(dBm/RBW)	(dBm/RBW)
13.68	13.68	7.46	7.35	7.83	8.26

802.11a_Nss1,(6Mbps)_4TX PSD

5200MHz

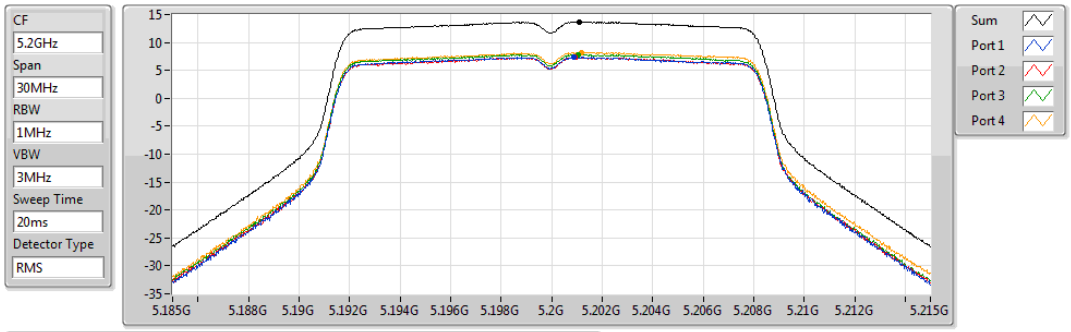

Sum	PD	Port 1	Port 2	Port 3	Port 4
(dBm/RBW)	(dBm/RBW)	(dBm/RBW)	(dBm/RBW)	(dBm/RBW)	(dBm/RBW)
13.65	13.65	7.37	7.30	7.84	8.23

802.11a_Nss1,(6Mbps)_4TX PSD

5240MHz

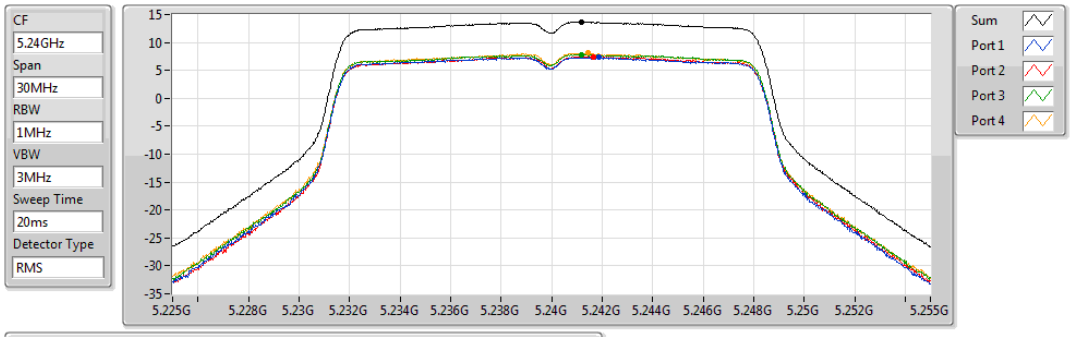

Sum	PD	Port 1	Port 2	Port 3	Port 4
(dBm/RBW)	(dBm/RBW)	(dBm/RBW)	(dBm/RBW)	(dBm/RBW)	(dBm/RBW)
13.65	13.65	7.30	7.42	7.86	8.08

802.11a_Nss1,(6Mbps)_4TX PSD

5745MHz

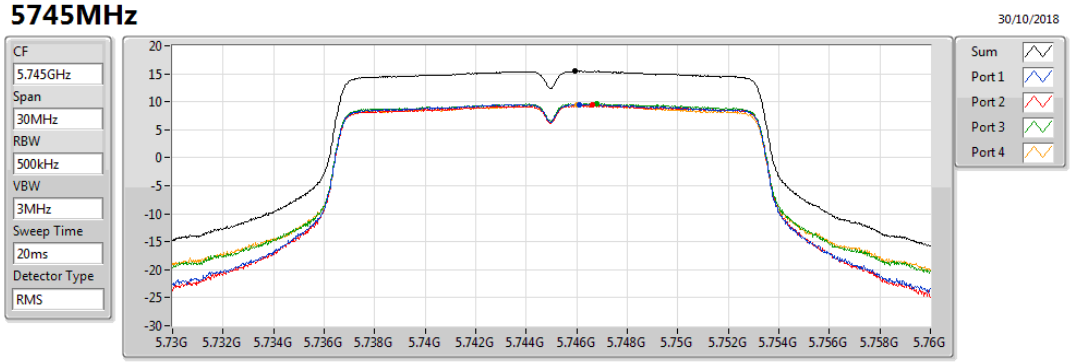

Sum	PD	Port 1	Port 2	Port 3	Port 4
(dBm/RBW)	(dBm/RBW)	(dBm/RBW)	(dBm/RBW)	(dBm/RBW)	(dBm/RBW)
15.48	15.48	9.54	9.40	9.67	9.44

802.11a_Nss1,(6Mbps)_4TX PSD

5785MHz

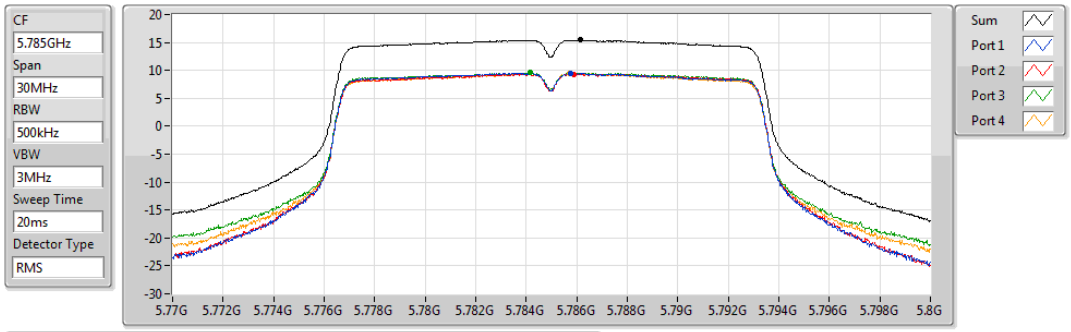

Sum	PD	Port 1	Port 2	Port 3	Port 4
(dBm/RBW)	(dBm/RBW)	(dBm/RBW)	(dBm/RBW)	(dBm/RBW)	(dBm/RBW)
15.44	15.44	9.47	9.32	9.56	9.48

802.11a_Nss1,(6Mbps)_4TX PSD

5825MHz

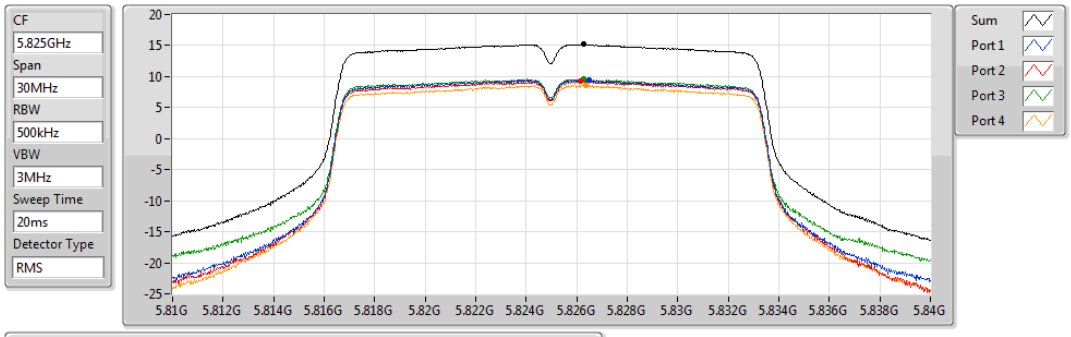

Sum	PD	Port 1	Port 2	Port 3	Port 4
(dBm/RBW)	(dBm/RBW)	(dBm/RBW)	(dBm/RBW)	(dBm/RBW)	(dBm/RBW)
15.20	15.20	9.39	9.23	9.62	8.61

802.11ac VHT20_Nss1,(MCS0)_4TX PSD

5180MHz

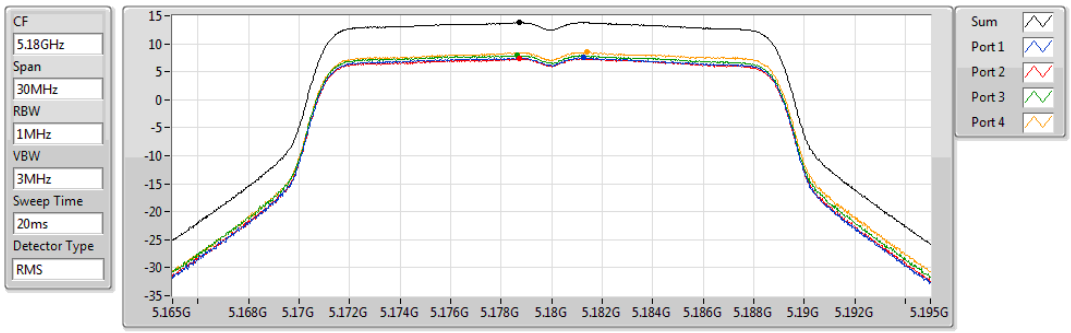

Sum	PD	Port 1	Port 2	Port 3	Port 4
(dBm/RBW)	(dBm/RBW)	(dBm/RBW)	(dBm/RBW)	(dBm/RBW)	(dBm/RBW)
13.80	13.80	7.51	7.39	7.94	8.51

802.11ac VHT20_Nss1,(MCS0)_4TX PSD

5200MHz

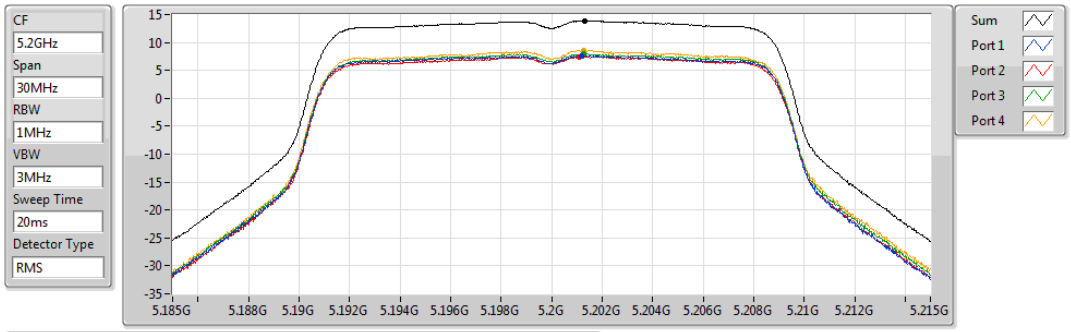

Sum	PD	Port 1	Port 2	Port 3	Port 4
(dBm/RBW)	(dBm/RBW)	(dBm/RBW)	(dBm/RBW)	(dBm/RBW)	(dBm/RBW)
13.91	13.91	7.62	7.47	7.93	8.63

802.11ac VHT20_Nss1,(MCS0)_4TX PSD

5240MHz

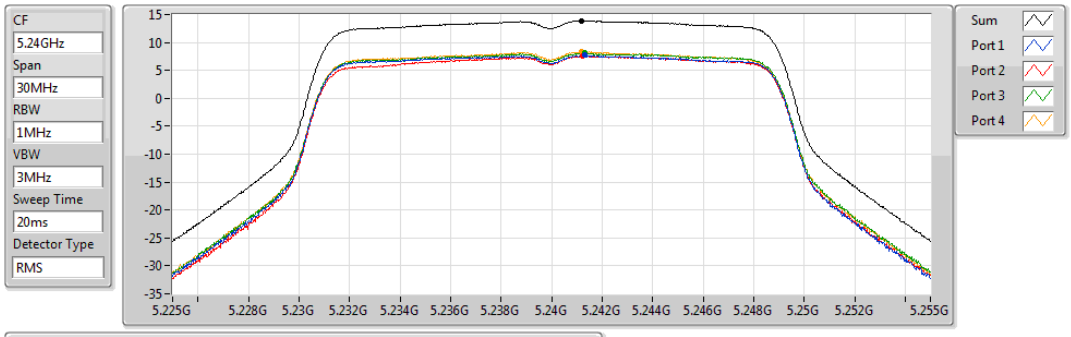

Sum	PD	Port 1	Port 2	Port 3	Port 4
(dBm/RBW)	(dBm/RBW)	(dBm/RBW)	(dBm/RBW)	(dBm/RBW)	(dBm/RBW)
13.90	13.90	7.69	7.57	8.07	8.34

802.11ac VHT20_Nss1,(MCS0)_4TX PSD

5745MHz

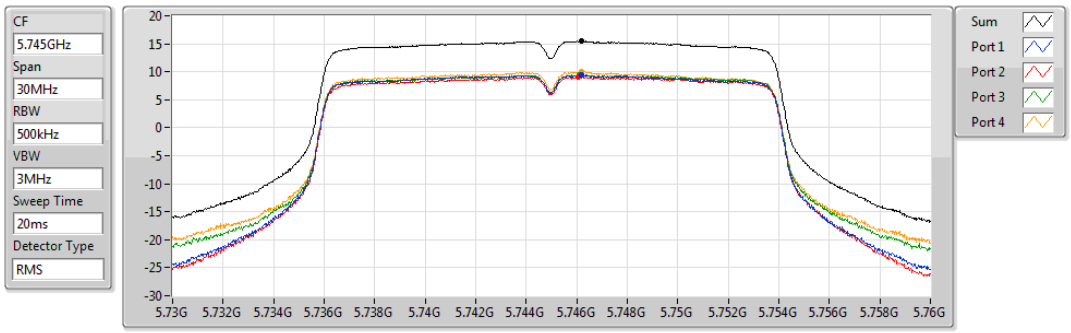

Sum	PD	Port 1	Port 2	Port 3	Port 4
(dBm/RBW)	(dBm/RBW)	(dBm/RBW)	(dBm/RBW)	(dBm/RBW)	(dBm/RBW)
15.48	15.48	9.38	9.10	9.46	10.03

802.11ac VHT20_Nss1,(MCS0)_4TX PSD

5785MHz

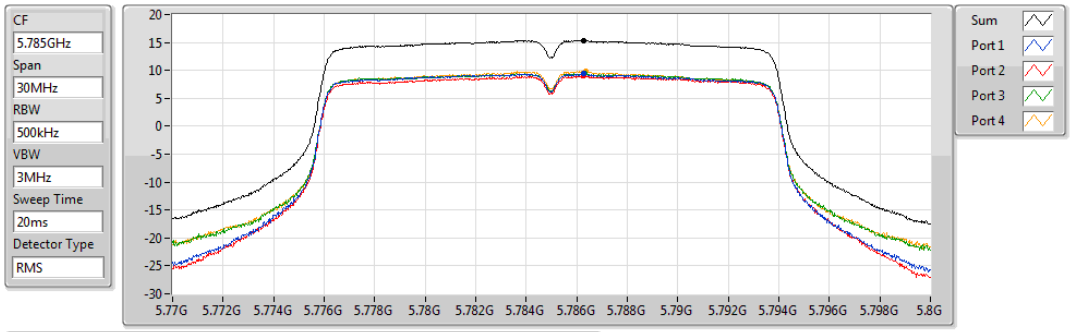

Sum	PD	Port 1	Port 2	Port 3	Port 4
(dBm/RBW)	(dBm/RBW)	(dBm/RBW)	(dBm/RBW)	(dBm/RBW)	(dBm/RBW)
15.38	15.38	9.36	8.99	9.49	9.82

802.11ac VHT20_Nss1,(MCS0)_4TX PSD

5825MHz

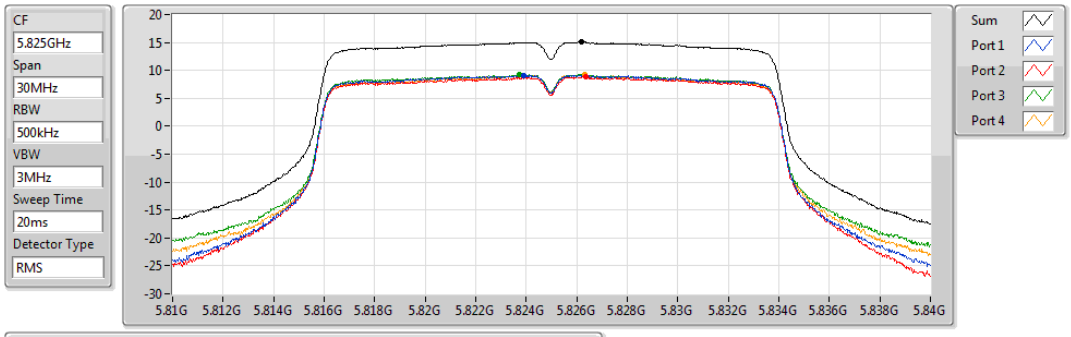

Sum	PD	Port 1	Port 2	Port 3	Port 4
(dBm/RBW)	(dBm/RBW)	(dBm/RBW)	(dBm/RBW)	(dBm/RBW)	(dBm/RBW)
15.05	15.05	9.12	8.85	9.25	9.22

802.11ac VHT40_Nss1,(MCS0)_4TX PSD

5190MHz

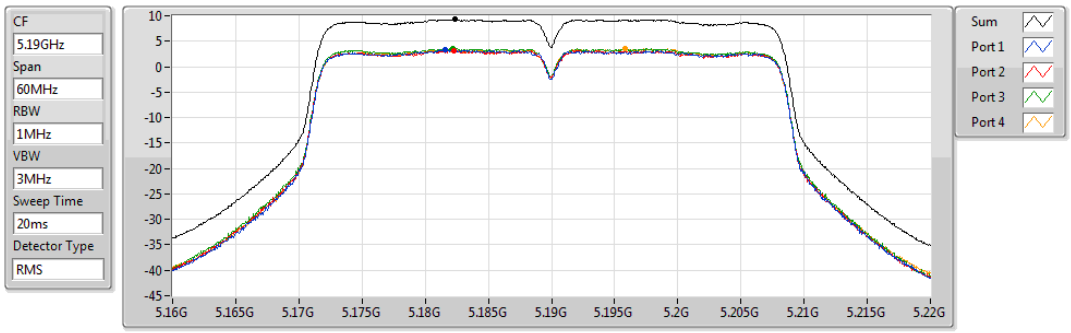

Sum	PD	Port 1	Port 2	Port 3	Port 4
(dBm/RBW)	(dBm/RBW)	(dBm/RBW)	(dBm/RBW)	(dBm/RBW)	(dBm/RBW)
9.27	9.27	3.25	3.15	3.55	3.46

802.11ac VHT40_Nss1,(MCS0)_4TX PSD

5230MHz

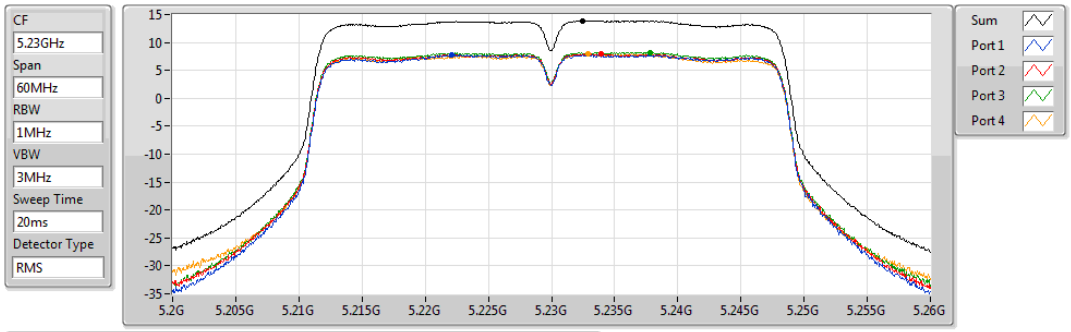

Sum	PD	Port 1	Port 2	Port 3	Port 4
(dBm/RBW)	(dBm/RBW)	(dBm/RBW)	(dBm/RBW)	(dBm/RBW)	(dBm/RBW)
13.88	13.88	7.76	7.93	8.23	7.89

802.11ac VHT40_Nss1,(MCS0)_4TX PSD

5755MHz

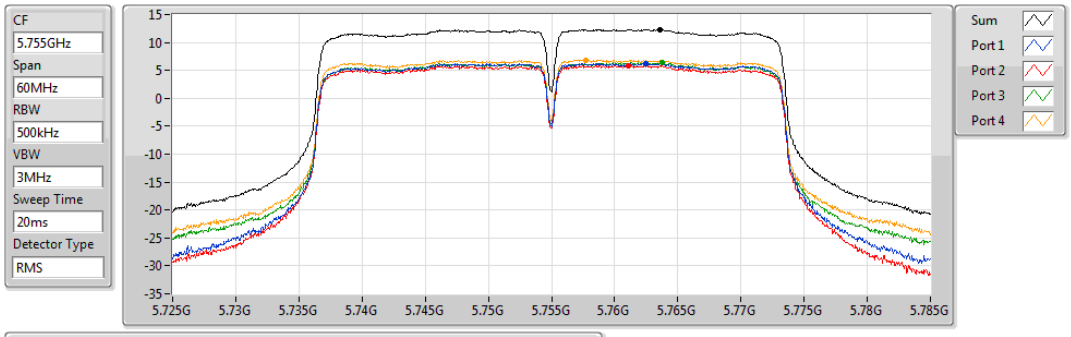

Sum	PD	Port 1	Port 2	Port 3	Port 4
(dBm/RBW)	(dBm/RBW)	(dBm/RBW)	(dBm/RBW)	(dBm/RBW)	(dBm/RBW)
12.30	12.30	6.28	5.86	6.38	6.87

802.11ac VHT40_Nss1,(MCS0)_4TX PSD

5795MHz

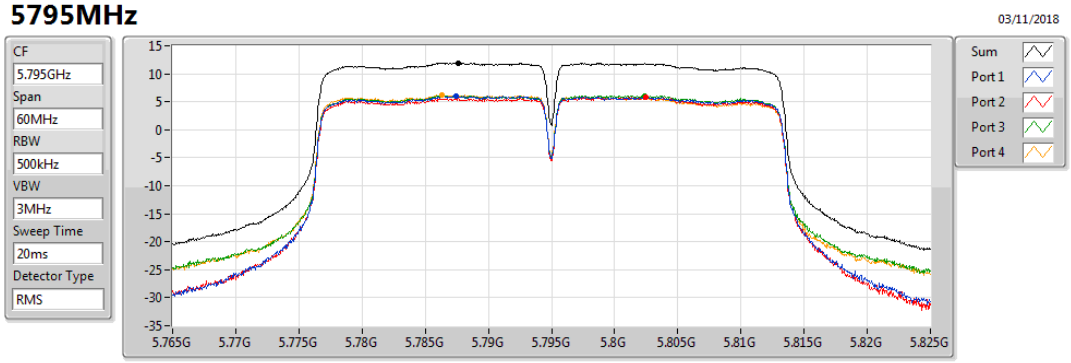

Sum	PD	Port 1	Port 2	Port 3	Port 4
(dBm/RBW)	(dBm/RBW)	(dBm/RBW)	(dBm/RBW)	(dBm/RBW)	(dBm/RBW)
11.94	11.94	6.06	5.80	6.11	6.24

802.11ac VHT80_Nss1,(MCS0)_4TX PSD

5210MHz

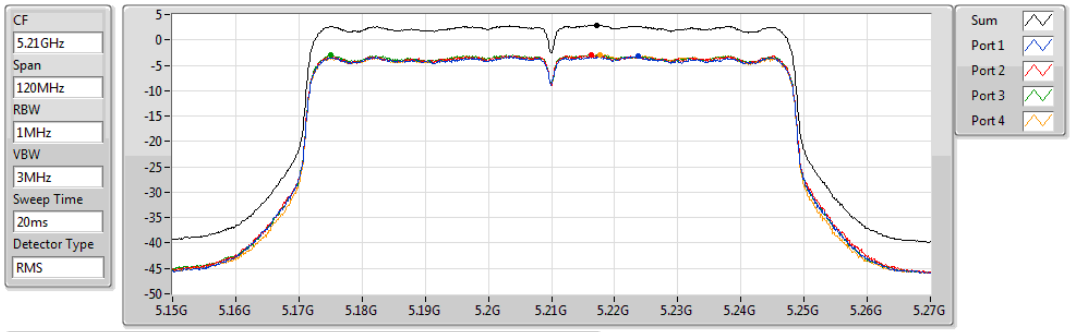

Sum	PD	Port 1	Port 2	Port 3	Port 4
(dBm/RBW)	(dBm/RBW)	(dBm/RBW)	(dBm/RBW)	(dBm/RBW)	(dBm/RBW)
2.93	2.93	-3.26	-3.02	-2.89	-2.85

802.11ac VHT80_Nss1,(MCS0)_4TX PSD

5775MHz

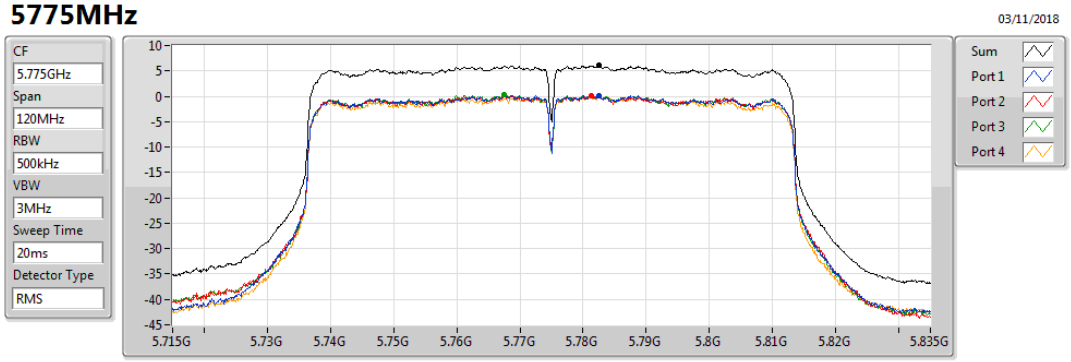

Sum	PD	Port 1	Port 2	Port 3	Port 4
(dBm/RBW)	(dBm/RBW)	(dBm/RBW)	(dBm/RBW)	(dBm/RBW)	(dBm/RBW)
6.05	6.05	0.21	0.08	0.33	0.19

802.11ac VHT20-BF_Nss1,(MCS0)_4TX PSD

5180MHz

30/10/2018

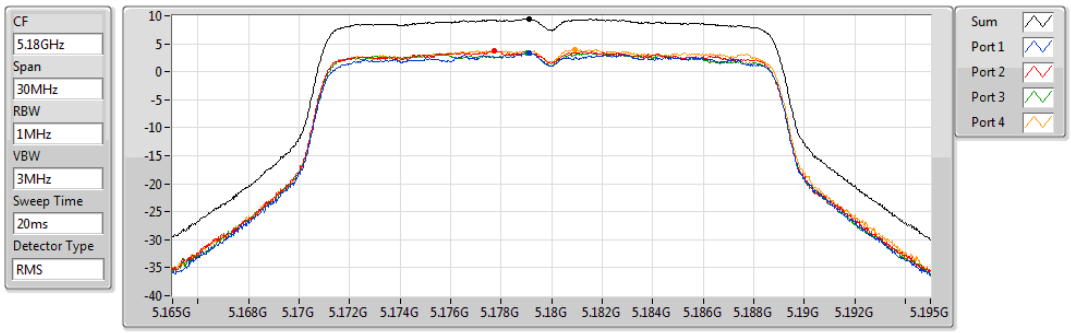

Sum	PD	Port 1	Port 2	Port 3	Port 4
(dBm/RBW)	(dBm/RBW)	(dBm/RBW)	(dBm/RBW)	(dBm/RBW)	(dBm/RBW)
9.45	9.45	3.28	3.83	3.44	3.96

802.11ac VHT20-BF_Nss1,(MCS0)_4TX PSD

5200MHz

30/10/2018

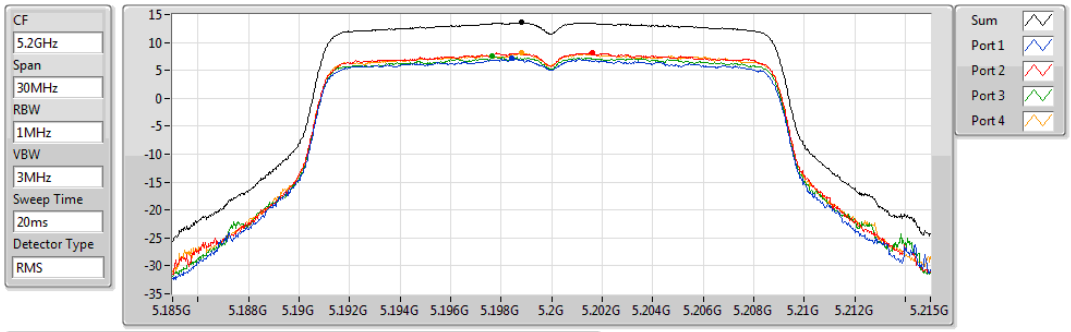

Sum	PD	Port 1	Port 2	Port 3	Port 4
(dBm/RBW)	(dBm/RBW)	(dBm/RBW)	(dBm/RBW)	(dBm/RBW)	(dBm/RBW)
13.56	13.56	7.15	8.11	7.50	8.13

802.11ac VHT20-BF_Nss1,(MCS0)_4TX PSD

5240MHz

30/10/2018

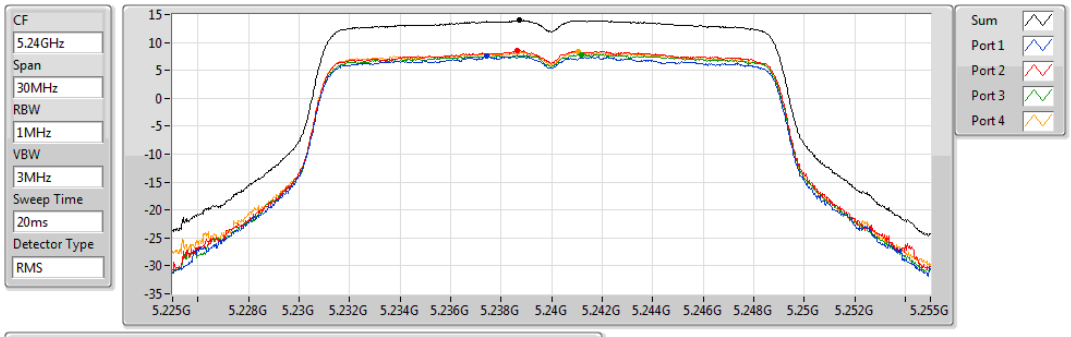

Sum	PD	Port 1	Port 2	Port 3	Port 4
(dBm/RBW)	(dBm/RBW)	(dBm/RBW)	(dBm/RBW)	(dBm/RBW)	(dBm/RBW)
13.95	13.95	7.50	8.57	7.86	8.33

802.11ac VHT20-BF_Nss1,(MCS0)_4TX PSD

5745MHz

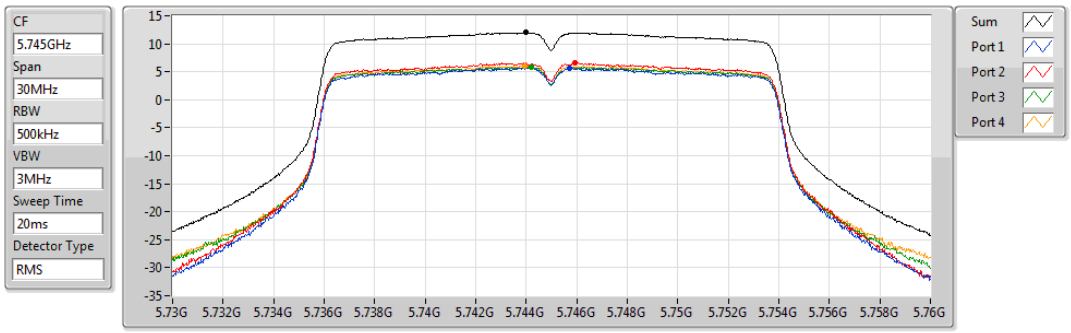

Sum	PD	Port 1	Port 2	Port 3	Port 4
(dBm/RBW)	(dBm/RBW)	(dBm/RBW)	(dBm/RBW)	(dBm/RBW)	(dBm/RBW)
11.99	11.99	5.68	6.61	5.91	6.07

802.11ac VHT20-BF_Nss1,(MCS0)_4TX PSD

5785MHz

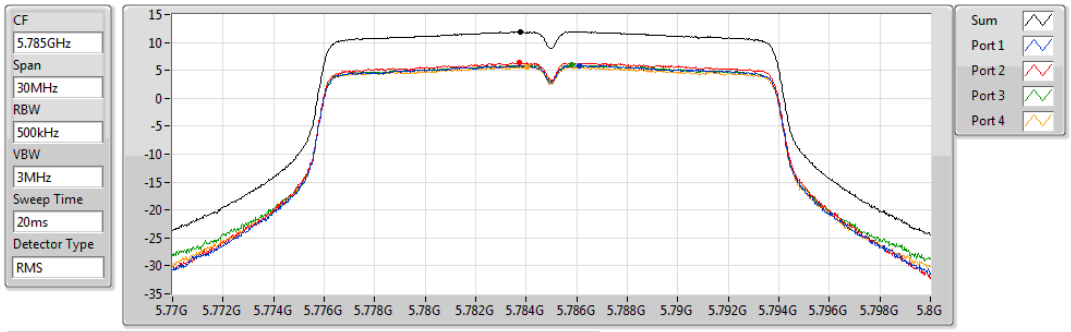

Sum	PD	Port 1	Port 2	Port 3	Port 4
(dBm/RBW)	(dBm/RBW)	(dBm/RBW)	(dBm/RBW)	(dBm/RBW)	(dBm/RBW)
11.91	11.91	5.89	6.39	5.95	5.61

802.11ac VHT20-BF_Nss1,(MCS0)_4TX PSD

5825MHz

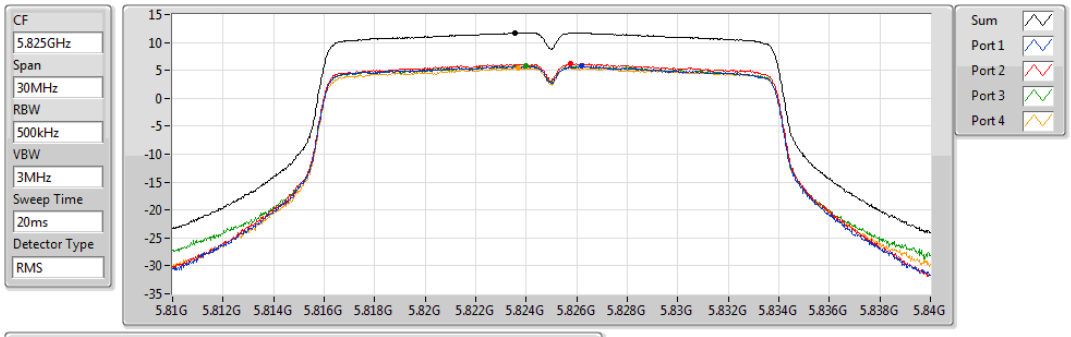

Sum	PD	Port 1	Port 2	Port 3	Port 4
(dBm/RBW)	(dBm/RBW)	(dBm/RBW)	(dBm/RBW)	(dBm/RBW)	(dBm/RBW)
11.74	11.74	5.76	6.17	5.78	5.44

802.11ac VHT40-BF_Nss1,(MCS0)_4TX PSD

5190MHz

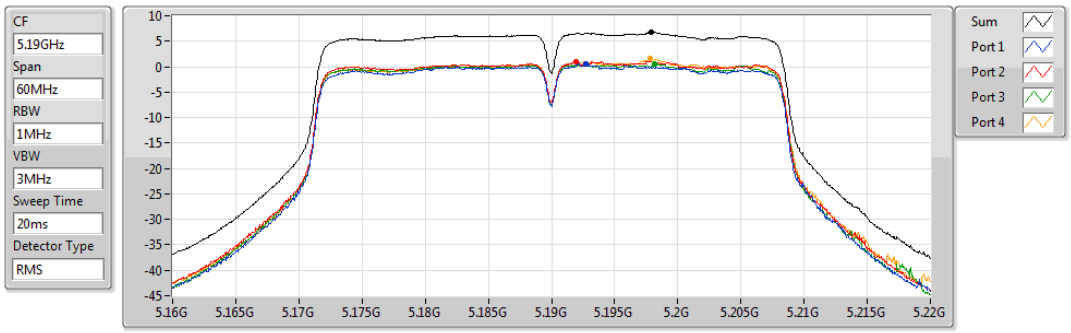

Sum	PD	Port 1	Port 2	Port 3	Port 4
(dBm/RBW)	(dBm/RBW)	(dBm/RBW)	(dBm/RBW)	(dBm/RBW)	(dBm/RBW)
6.72	6.72	0.53	1.04	0.56	1.68

802.11ac VHT40-BF_Nss1,(MCS0)_4TX PSD

5230MHz

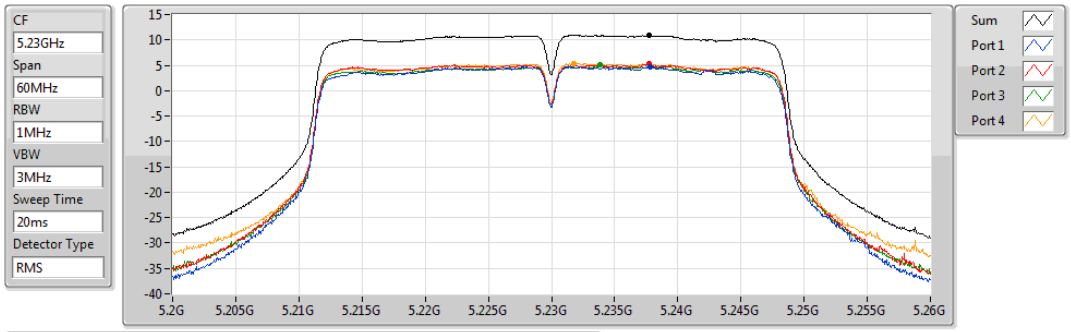

Sum	PD	Port 1	Port 2	Port 3	Port 4
(dBm/RBW)	(dBm/RBW)	(dBm/RBW)	(dBm/RBW)	(dBm/RBW)	(dBm/RBW)
10.91	10.91	4.69	5.23	5.11	5.38

802.11ac VHT40-BF_Nss1,(MCS0)_4TX PSD

5755MHz

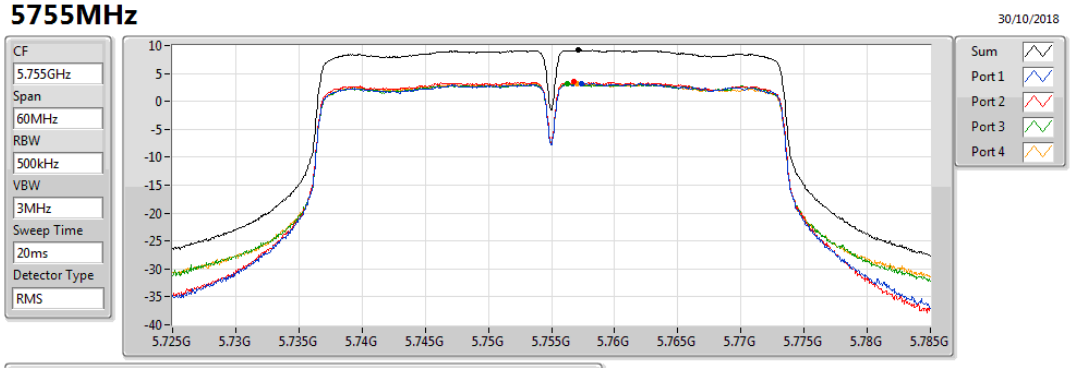

Sum	PD	Port 1	Port 2	Port 3	Port 4
(dBm/RBW)	(dBm/RBW)	(dBm/RBW)	(dBm/RBW)	(dBm/RBW)	(dBm/RBW)
9.15	9.15	3.25	3.46	3.07	3.19

802.11ac VHT40-BF_Nss1,(MCS0)_4TX PSD

5795MHz

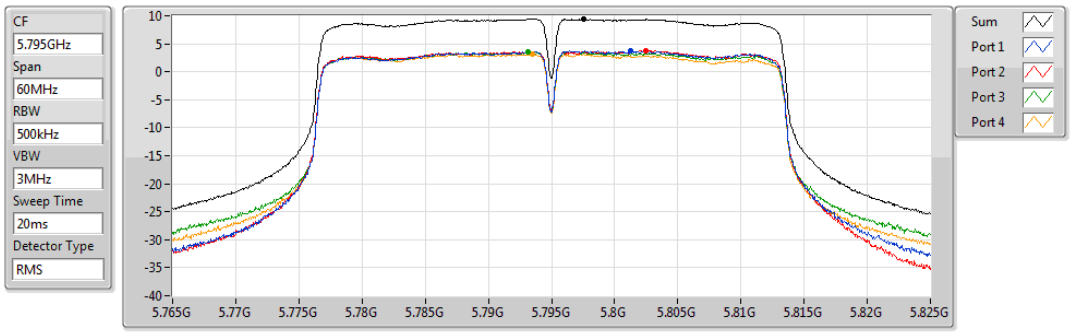

Sum	PD	Port 1	Port 2	Port 3	Port 4
(dBm/RBW)	(dBm/RBW)	(dBm/RBW)	(dBm/RBW)	(dBm/RBW)	(dBm/RBW)
9.42	9.42	3.75	3.74	3.53	3.16

802.11ac VHT80-BF_Nss1,(MCS0)_4TX PSD

5210MHz

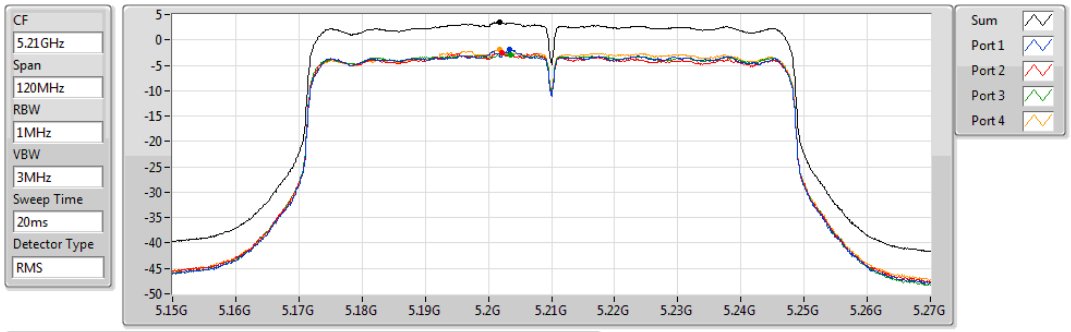

Sum	PD	Port 1	Port 2	Port 3	Port 4
(dBm/RBW)	(dBm/RBW)	(dBm/RBW)	(dBm/RBW)	(dBm/RBW)	(dBm/RBW)
3.45	3.45	-1.97	-2.52	-2.93	-1.92

802.11ac VHT80-BF_Nss1,(MCS0)_4TX PSD

5775MHz

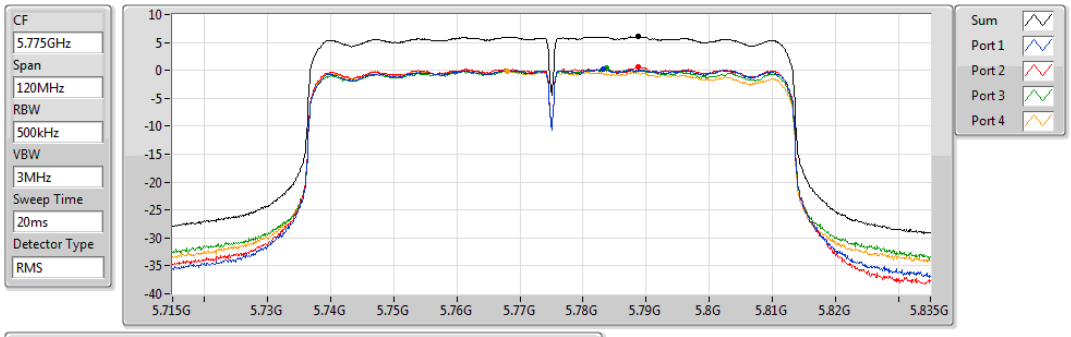

Sum	PD	Port 1	Port 2	Port 3	Port 4
(dBm/RBW)	(dBm/RBW)	(dBm/RBW)	(dBm/RBW)	(dBm/RBW)	(dBm/RBW)
6.07	6.07	0.17	0.63	0.34	-0.10

RSE below 1GHz Result			
Operating Mode	2	**Polarization**	Vertical
Operating Function	Normal Link		

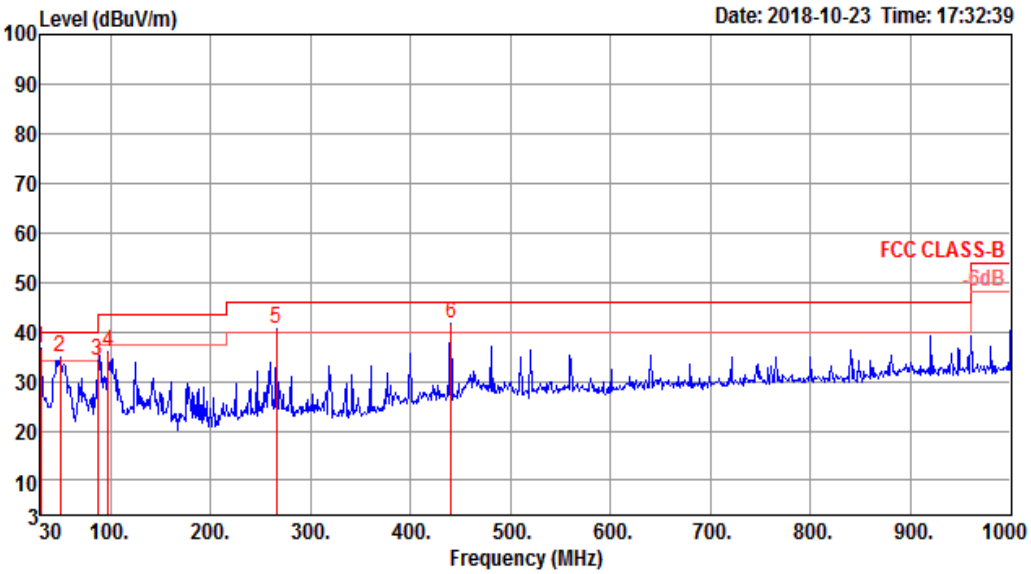

	Freq	Level	Limit Line	Over Limit	Read Level	Cable Loss	Antenna Factor	Preamp Factor	A/Pos	T/Pos	Remark	Pol/Phase
	MHz	dBuV/m	dBuV/m	dB	dBuV	dB	dB/m	dB	cm	deg		
1	30.00	36.81	40.00	-3.19	39.48	0.97	24.91	28.55	200	93	Peak	VERTICAL
2	49.40	34.78	40.00	-5.22	47.34	1.43	14.55	28.54	125	42	Peak	VERTICAL
3	87.23	33.98	40.00	-6.02	47.40	0.76	14.29	28.47	150	101	Peak	VERTICAL
4	97.90	35.88	43.50	-7.62	47.14	0.84	16.34	28.44	125	113	Peak	VERTICAL
5	265.71	40.49	46.00	-5.51	47.01	2.46	18.94	27.92	100	186	Peak	VERTICAL
6	440.31	41.49	46.00	-4.51	45.38	2.78	22.24	28.91	100	127	Peak	VERTICAL

Note 1: “>20dB” means emission levels that exceed the level of 20 dB below the applicable limit.
Note 2: “N/F” means Nothing Found emissions (No emissions were detected.)

RSE below 1GHz Result			
Operating Mode	2	**Polarization**	Horizontal
Operating Function	Normal Link		

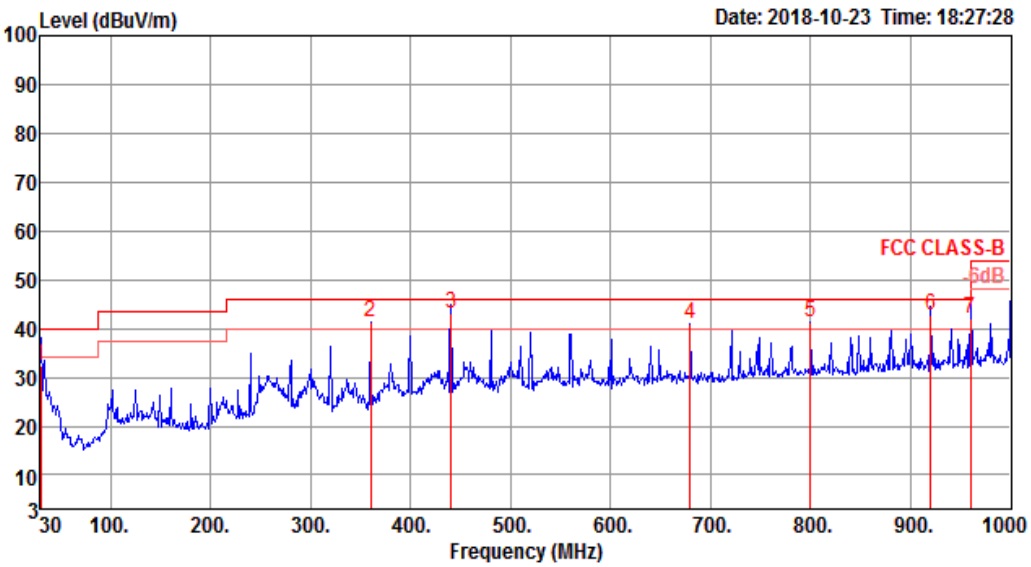

	Freq	Level	Limit Line	Over Limit	Read Level	Cable Loss	Antenna Factor	Preamp Factor	A/Pos	T/Pos	Remark	Pol/Phase
	MHz	dBuV/m	dBuV/m	dB	dBuV	dB	dB/m	dB	cm	deg		
1	30.00	32.33	40.00	-7.67	35.00	0.97	24.91	28.55	200	193	QP	HORIZONTAL
2	359.80	41.37	46.00	-4.63	47.86	1.66	20.19	28.34	125	360	Peak	HORIZONTAL
3	440.31	42.96	46.00	-3.04	46.85	2.78	22.24	28.91	100	337	QP	HORIZONTAL
4	679.90	41.05	46.00	-4.95	42.14	3.40	24.85	29.34	150	43	Peak	HORIZONTAL
5	800.18	41.31	46.00	-4.69	41.27	3.51	25.67	29.14	150	4	Peak	HORIZONTAL
6	920.46	42.90	46.00	-3.10	40.83	4.47	26.36	28.76	100	188	QP	HORIZONTAL
7	959.80	42.09	46.00	-3.91	40.08	3.95	26.73	28.67	100	202	Peak	HORIZONTAL

Note 1: “>20dB” means emission levels that exceed the level of 20 dB below the applicable limit.
Note 2: “N/F” means Nothing Found emissions (No emissions were detected.)

Summary

Mode	Result	Type	Freq (Hz)	Level (dBuV/m)	Limit (dBuV/m)	Margin (dB)	Factor (dB)	Dist (m)	Condition	Azimuth (°)	Height (m)	Comments
5.15-5.25GHz	-	-	-	-	-	-	-	-	-	-	-	-
802.11a_Nss1,(6Mbps)_4TX	Pass	AV	5.15G	53.79	54.00	-0.21	7.21	3	Vertical	180	1.36	-

802.11a_Nss1,(6Mbps)_4TX

5180MHz_TX

27/10/2018

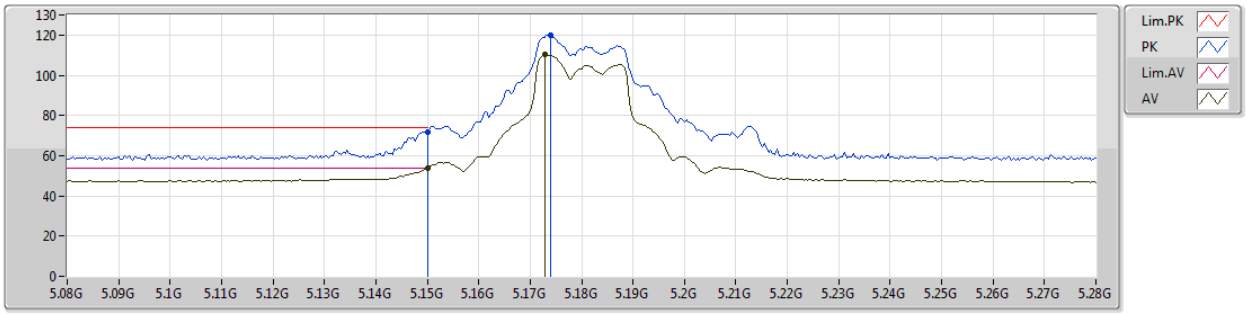

EUT Z_4TX
Setting 22
06-C-4-10
FSP

Type	Freq	Level	Limit	Margin	Factor	Dist	Condition	Azimuth	Height	Comments
	(Hz)	(dBuV/m)	(dBuV/m)	(dB)	(dB)	(m)		(°)	(m)	
PK	5.15G	71.81	74.00	-2.19	7.21	3	Vertical	180	1.36	-
AV	5.15G	53.79	54.00	-0.21	7.21	3	Vertical	180	1.36	-
PK	5.174G	120.00	Inf	-Inf	7.26	3	Vertical	180	1.36	-
AV	5.1728G	110.14	Inf	-Inf	7.26	3	Vertical	180	1.36	-

802.11a_Nss1,(6Mbps)_4TX

5180MHz_TX

27/10/2018

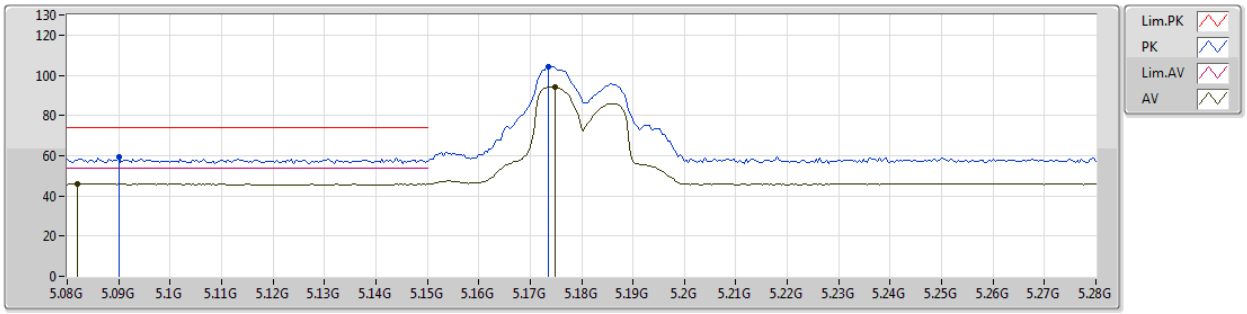

EUT Z_4TX
Setting 22
06-C-4-10
FSP

Type	Freq	Level	Limit	Margin	Factor	Dist	Condition	Azimuth	Height	Comments
	(Hz)	(dBuV/m)	(dBuV/m)	(dB)	(dB)	(m)		(°)	(m)	
PK	5.09G	59.36	74.00	-14.64	7.11	3	Horizontal	144	1.15	-
AV	5.082G	46.15	54.00	-7.85	7.10	3	Horizontal	144	1.15	-
PK	5.1736G	104.18	Inf	-Inf	7.26	3	Horizontal	144	1.15	-
AV	5.1748G	94.29	Inf	-Inf	7.26	3	Horizontal	144	1.15	-

802.11a_Nss1,(6Mbps)_4TX

5180MHz_TX

27/10/2018

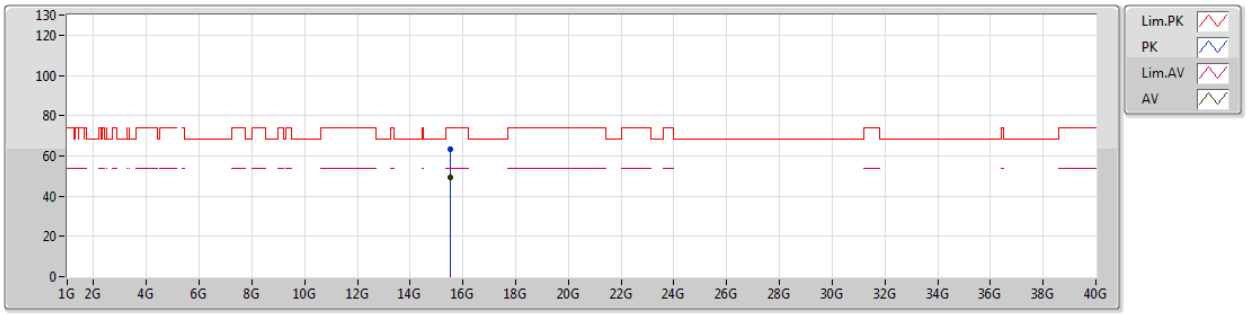

EUT Z_4TX
Setting 22
06-C-4
FSP

Type	Freq	Level	Limit	Margin	Factor	Dist	Condition	Azimuth	Height	Comments
	(Hz)	(dBuV/m)	(dBuV/m)	(dB)	(dB)	(m)		(°)	(m)	
PK	15.54156G	63.18	74.00	-10.82	17.62	3	Vertical	133	1.58	-
AV	15.53759G	49.20	54.00	-4.80	17.63	3	Vertical	133	1.58	-

802.11a_Nss1,(6Mbps)_4TX

5180MHz_TX

27/10/2018

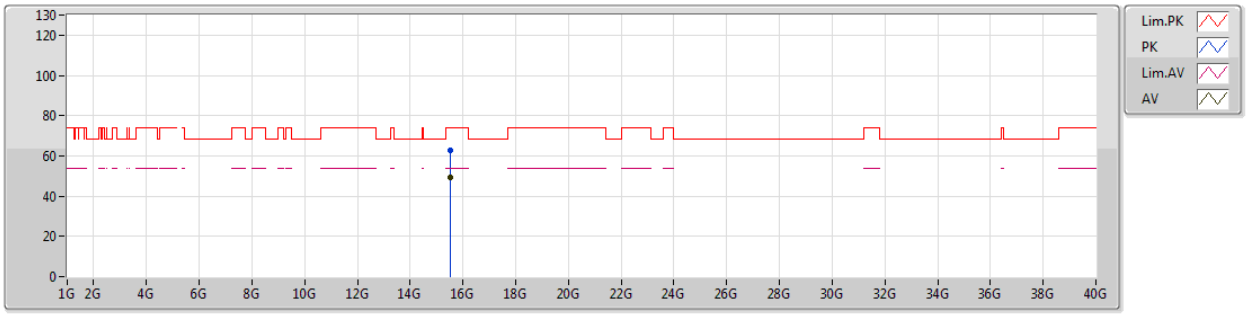

EUT Z_4TX
Setting 22
06-C-4
FSP

Type	Freq	Level	Limit	Margin	Factor	Dist	Condition	Azimuth	Height	Comments
	(Hz)	(dBuV/m)	(dBuV/m)	(dB)	(dB)	(m)		(°)	(m)	
PK	15.53778G	62.83	74.00	-11.17	17.63	3	Horizontal	107	1.38	-
AV	15.54049G	49.23	54.00	-4.77	17.63	3	Horizontal	107	1.38	-

802.11a_Nss1,(6Mbps)_4TX

5200MHz_TX

27/10/2018

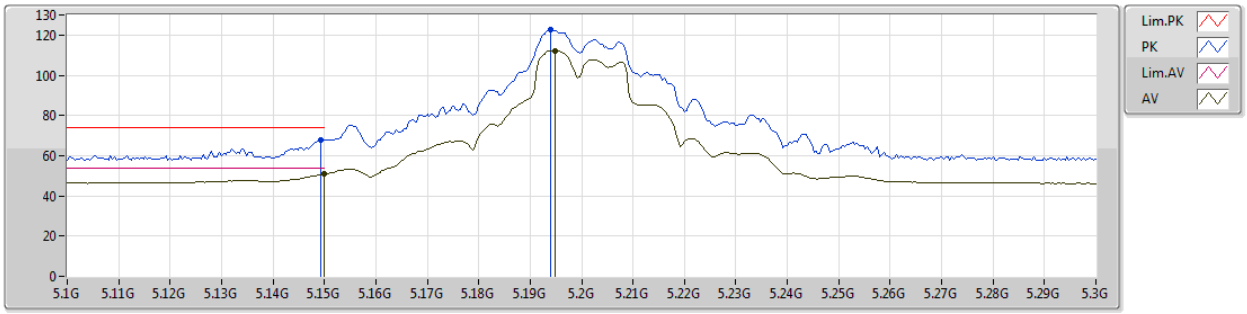

EUT Z_4TX
Setting 31.5
06-C-4-10
FSP

Type	Freq	Level	Limit	Margin	Factor	Dist	Condition	Azimuth	Height	Comments
	(Hz)	(dBuV/m)	(dBuV/m)	(dB)	(dB)	(m)		(°)	(m)	
PK	5.1492G	67.94	74.00	-6.06	7.21	3	Vertical	177	1.44	-
AV	5.15G	50.85	54.00	-3.15	7.21	3	Vertical	177	1.44	-
PK	5.194G	122.59	Inf	-Inf	7.30	3	Vertical	177	1.44	-
AV	5.1948G	112.19	Inf	-Inf	7.30	3	Vertical	177	1.44	-

802.11a_Nss1,(6Mbps)_4TX

5200MHz_TX

27/10/2018

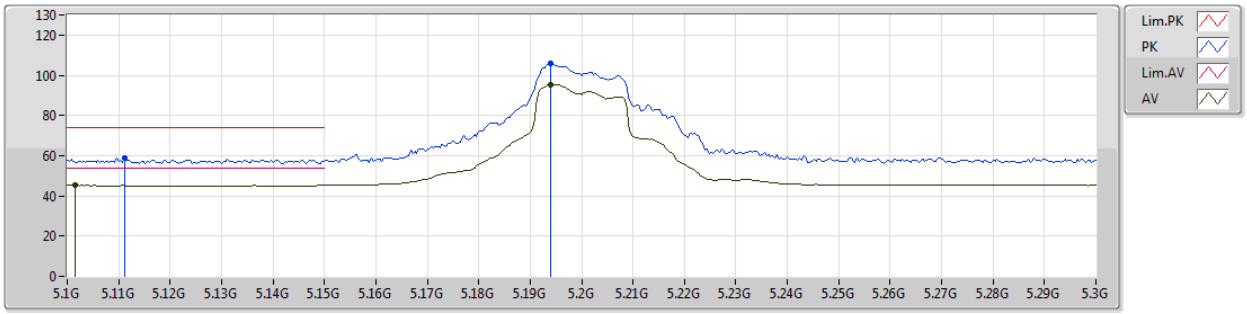

EUT Z_4TX
Setting 31.5
06-C-4-10
FSP

Type	Freq	Level	Limit	Margin	Factor	Dist	Condition	Azimuth	Height	Comments
	(Hz)	(dBuV/m)	(dBuV/m)	(dB)	(dB)	(m)		(°)	(m)	
PK	5.1112G	58.82	74.00	-15.18	7.15	3	Horizontal	324	1.32	-
AV	5.1016G	45.26	54.00	-8.74	7.13	3	Horizontal	324	1.32	-
PK	5.194G	105.96	Inf	-Inf	7.30	3	Horizontal	324	1.32	-
AV	5.194G	95.38	Inf	-Inf	7.30	3	Horizontal	324	1.32	-

802.11a_Nss1,(6Mbps)_4TX

5200MHz_TX

27/10/2018

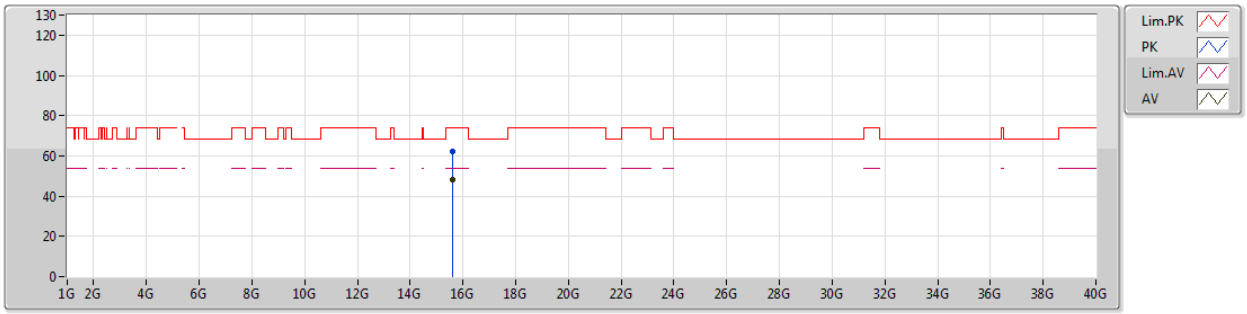

EUT Z_4TX
Setting 31.5
06-C-4
FSP

Type	Freq	Level	Limit	Margin	Factor	Dist	Condition	Azimuth	Height	Comments
	(Hz)	(dBuV/m)	(dBuV/m)	(dB)	(dB)	(m)		(°)	(m)	
PK	15.59904G	62.13	74.00	-11.87	17.53	3	Vertical	330	1.47	-
AV	15.59636G	47.99	54.00	-6.01	17.54	3	Vertical	330	1.47	-

802.11a_Nss1,(6Mbps)_4TX

5200MHz_TX

27/10/2018

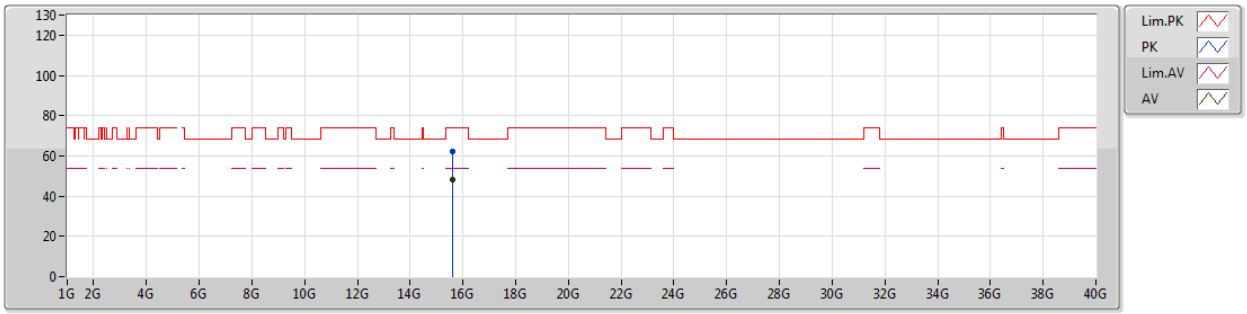

EUT Z_4TX
Setting 31.5
06-C-4
FSP

Type	Freq	Level	Limit	Margin	Factor	Dist	Condition	Azimuth	Height	Comments
	(Hz)	(dBuV/m)	(dBuV/m)	(dB)	(dB)	(m)		(°)	(m)	
PK	15.59572G	62.44	74.00	-11.56	17.54	3	Horizontal	317	1.38	-
AV	15.59544G	47.97	54.00	-6.03	17.54	3	Horizontal	317	1.38	-

802.11a_Nss1,(6Mbps)_4TX

5240MHz_TX

27/10/2018

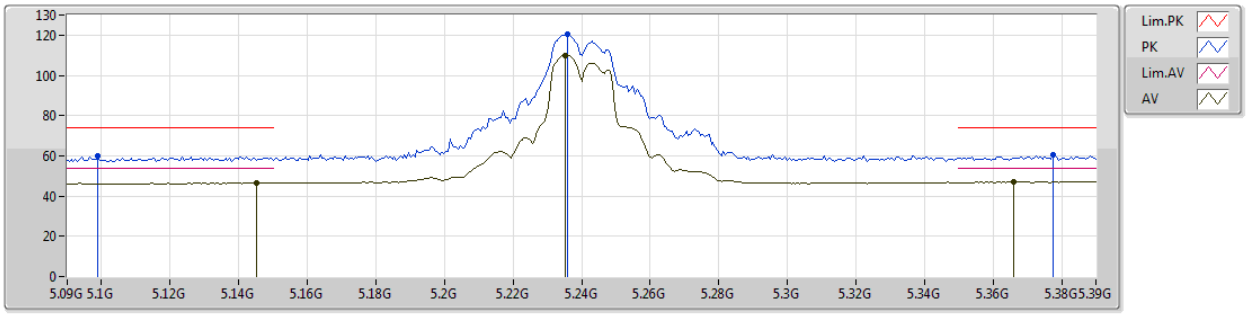

EUT Z_4TX
Setting 31.5
06-C-4-10
FSP

Type	Freq	Level	Limit	Margin	Factor	Dist	Condition	Azimuth	Height	Comments
	(Hz)	(dBuV/m)	(dBuV/m)	(dB)	(dB)	(m)		(°)	(m)	
AV	5.1452G	46.47	54.00	-7.53	7.21	3	Vertical	176	1.50	-
PK	5.099G	60.20	74.00	-13.80	7.13	3	Vertical	176	1.50	-
AV	5.2352G	109.91	Inf	-Inf	7.36	3	Vertical	176	1.50	-
PK	5.2358G	120.23	Inf	-Inf	7.36	3	Vertical	176	1.50	-
AV	5.366G	46.95	54.00	-7.05	7.58	3	Vertical	176	1.50	-
PK	5.3774G	60.65	74.00	-13.35	7.60	3	Vertical	176	1.50	-

802.11a_Nss1,(6Mbps)_4TX

5240MHz_TX

27/10/2018

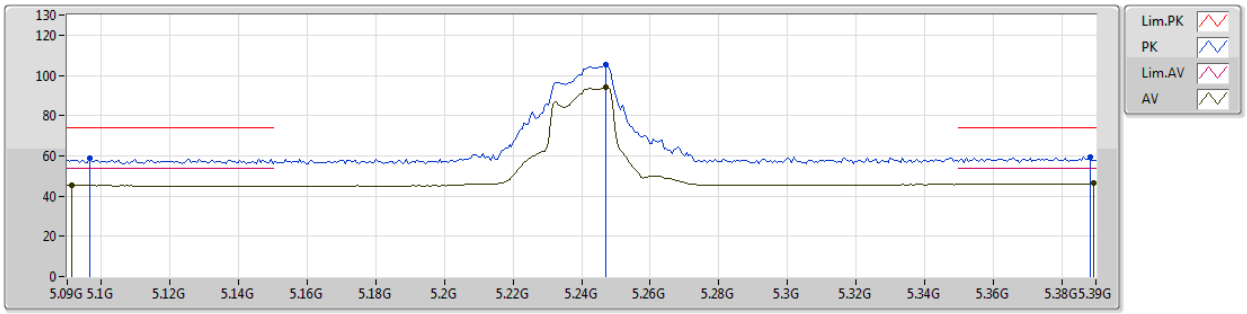

EUT Z_4TX
Setting 31.5
06-C-4-10
FSP

Type	Freq	Level	Limit	Margin	Factor	Dist	Condition	Azimuth	Height	Comments
	(Hz)	(dBuV/m)	(dBuV/m)	(dB)	(dB)	(m)		(°)	(m)	
PK	5.0966G	58.93	74.00	-15.07	7.13	3	Horizontal	300	1.19	-
AV	5.0912G	45.35	54.00	-8.65	7.11	3	Horizontal	300	1.19	-
PK	5.2472G	105.20	Inf	-Inf	7.38	3	Horizontal	300	1.19	-
AV	5.2472G	94.15	Inf	-Inf	7.38	3	Horizontal	300	1.19	-
PK	5.3882G	59.16	74.00	-14.84	7.61	3	Horizontal	300	1.19	-
AV	5.3894G	46.23	54.00	-7.77	7.61	3	Horizontal	300	1.19	-

802.11a_Nss1,(6Mbps)_4TX

5240MHz_TX

27/10/2018

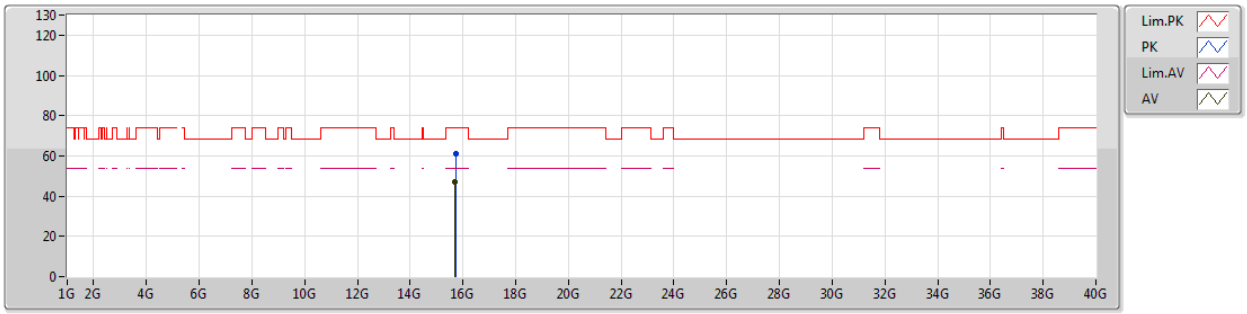

EUT Z_4TX
Setting 31.5
06-C-4
FSP

Type	Freq	Level	Limit	Margin	Factor	Dist	Condition	Azimuth	Height	Comments
	(Hz)	(dBuV/m)	(dBuV/m)	(dB)	(dB)	(m)		(°)	(m)	
PK	15.72588G	60.81	74.00	-13.19	17.25	3	Vertical	252	1.64	-
AV	15.705G	46.80	54.00	-7.20	17.28	3	Vertical	252	1.64	-

802.11a_Nss1,(6Mbps)_4TX

5240MHz_TX

27/10/2018

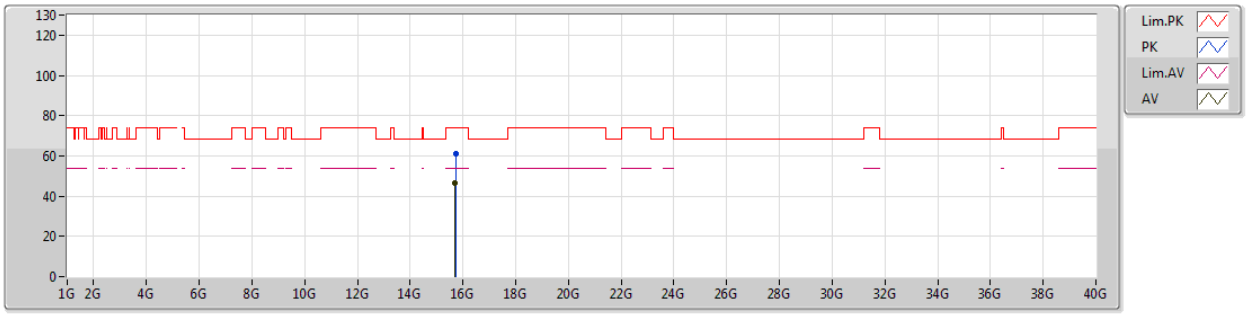

EUT Z_4TX
Setting 31.5
06-C-4
FSP

Type	Freq	Level	Limit	Margin	Factor	Dist	Condition	Azimuth	Height	Comments
	(Hz)	(dBuV/m)	(dBuV/m)	(dB)	(dB)	(m)		(°)	(m)	
PK	15.72372G	61.09	74.00	-12.91	17.25	3	Horizontal	228	1.94	-
AV	15.7092G	46.76	54.00	-7.24	17.27	3	Horizontal	228	1.94	-

802.11a_Nss1,(6Mbps)_4TX

5745MHz_TX

27/10/2018

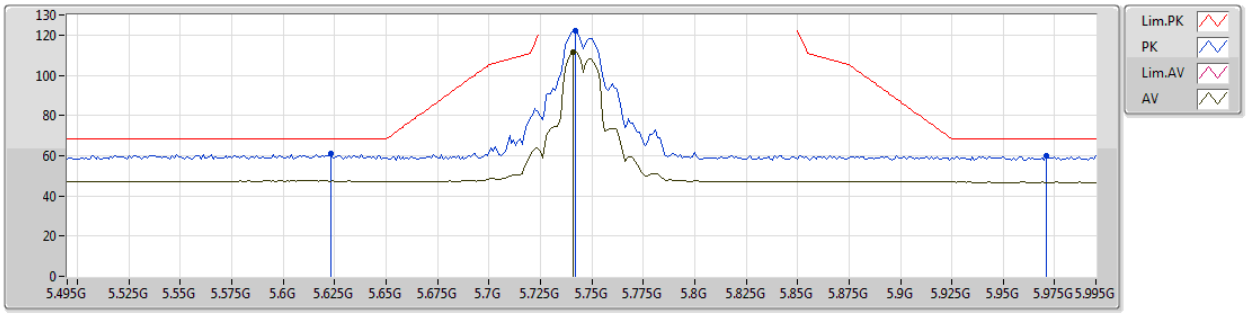

EUT Z_4TX
Setting 31.5
06-C-4-10
FSP

Type	Freq	Level	Limit	Margin	Factor	Dist	Condition	Azimuth	Height	Comments
	(Hz)	(dBuV/m)	(dBuV/m)	(dB)	(dB)	(m)		(°)	(m)	
PK	5.623G	61.16	68.20	-7.04	7.94	3	Vertical	178	1.65	-
PK	5.742G	122.06	Inf	-Inf	8.20	3	Vertical	178	1.65	-
AV	5.741G	111.51	Inf	-Inf	8.20	3	Vertical	178	1.65	-
PK	5.971G	59.76	68.20	-8.44	8.62	3	Vertical	178	1.65	-

802.11a_Nss1,(6Mbps)_4TX

5745MHz_TX

27/10/2018

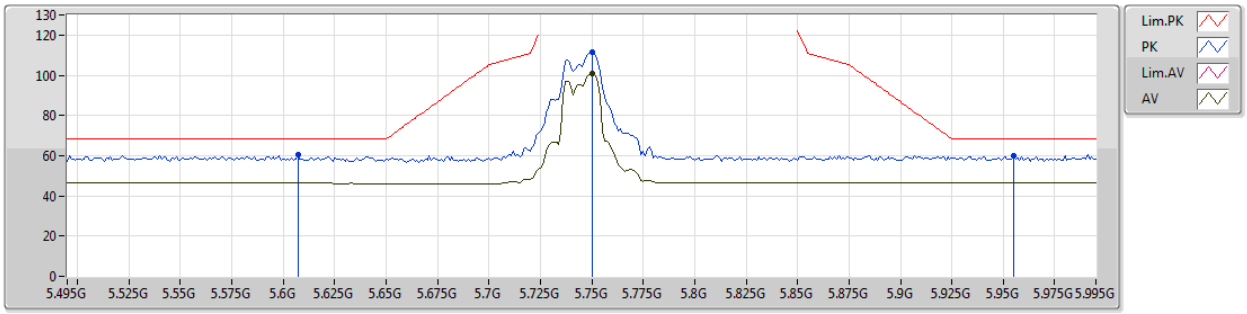

EUT Z_4TX
Setting 31.5
06-C-4-10
FSP

Type	Freq	Level	Limit	Margin	Factor	Dist	Condition	Azimuth	Height	Comments
	(Hz)	(dBuV/m)	(dBuV/m)	(dB)	(dB)	(m)		(°)	(m)	
PK	5.607G	60.33	68.20	-7.87	7.91	3	Horizontal	283	1.03	-
PK	5.75G	111.76	Inf	-Inf	8.22	3	Horizontal	283	1.03	-
AV	5.75G	101.12	Inf	-Inf	8.22	3	Horizontal	283	1.03	-
PK	5.955G	60.06	68.20	-8.14	8.60	3	Horizontal	283	1.03	-

802.11a_Nss1,(6Mbps)_4TX

5745MHz_TX

27/10/2018

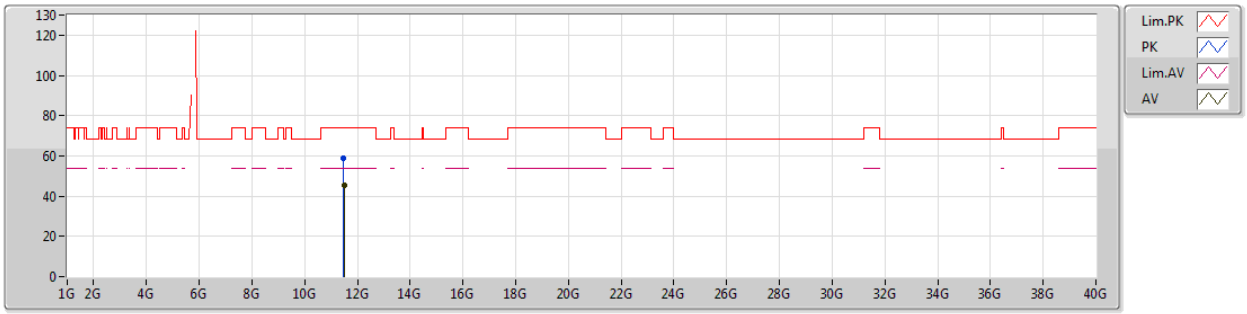

EUT Z_4TX
Setting 31.5
06-C-4
FSP

Type	Freq	Level	Limit	Margin	Factor	Dist	Condition	Azimuth	Height	Comments
	(Hz)	(dBuV/m)	(dBuV/m)	(dB)	(dB)	(m)		(°)	(m)	
PK	11.48064G	58.85	74.00	-15.15	18.24	3	Vertical	156	1.38	-
AV	11.49264G	45.12	54.00	-8.88	18.25	3	Vertical	156	1.38	-

802.11a_Nss1,(6Mbps)_4TX

5745MHz_TX

27/10/2018

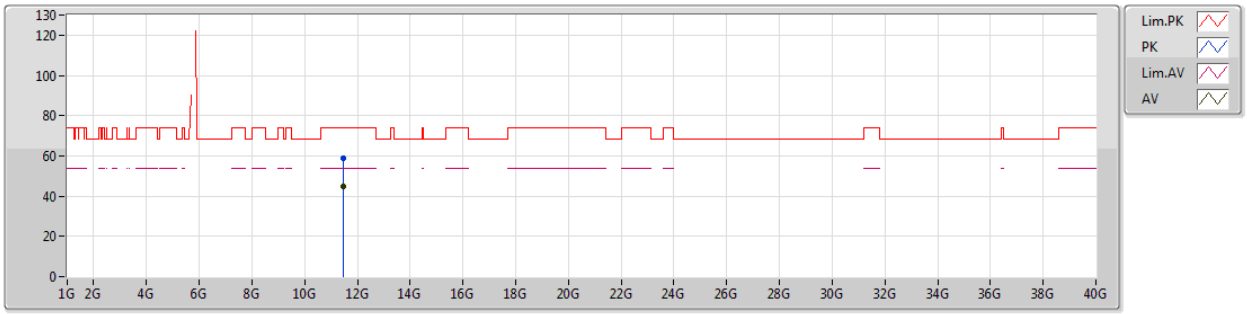

EUT Z_4TX
Setting 31.5
06-C-4
FSP

Type	Freq	Level	Limit	Margin	Factor	Dist	Condition	Azimuth	Height	Comments
	(Hz)	(dBuV/m)	(dBuV/m)	(dB)	(dB)	(m)		(°)	(m)	
PK	11.4867G	59.05	74.00	-14.95	18.24	3	Horizontal	139	1.79	-
AV	11.48124G	45.06	54.00	-8.94	18.25	3	Horizontal	139	1.79	-

802.11a_Nss1,(6Mbps)_4TX

5785MHz_TX

27/10/2018

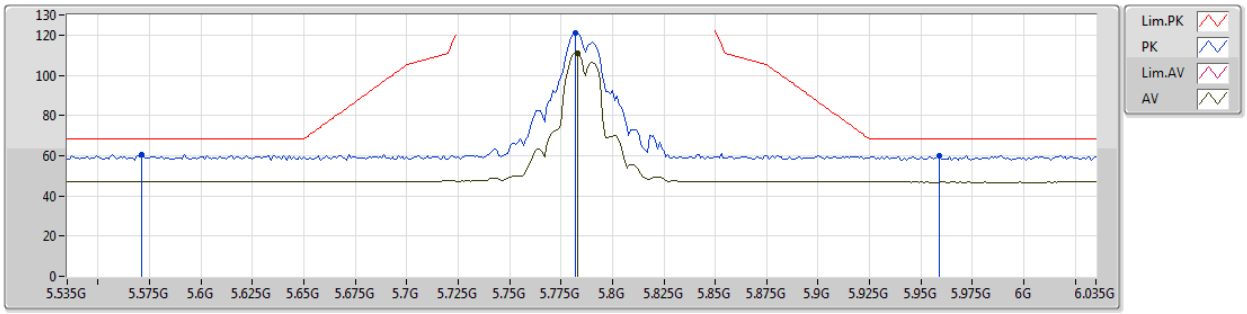

EUT Z_4TX
Setting 31.5
06-C-4-10
FSP

Type	Freq	Level	Limit	Margin	Factor	Dist	Condition	Azimuth	Height	Comments
	(Hz)	(dBuV/m)	(dBuV/m)	(dB)	(dB)	(m)		(°)	(m)	
PK	5.571G	60.49	68.20	-7.71	7.85	3	Vertical	177	1.72	-
PK	5.782G	121.27	Inf	-Inf	8.29	3	Vertical	177	1.72	-
AV	5.783G	110.75	Inf	-Inf	8.30	3	Vertical	177	1.72	-
PK	5.959G	60.04	68.20	-8.16	8.60	3	Vertical	177	1.72	-

802.11a_Nss1,(6Mbps)_4TX

5785MHz_TX

27/10/2018

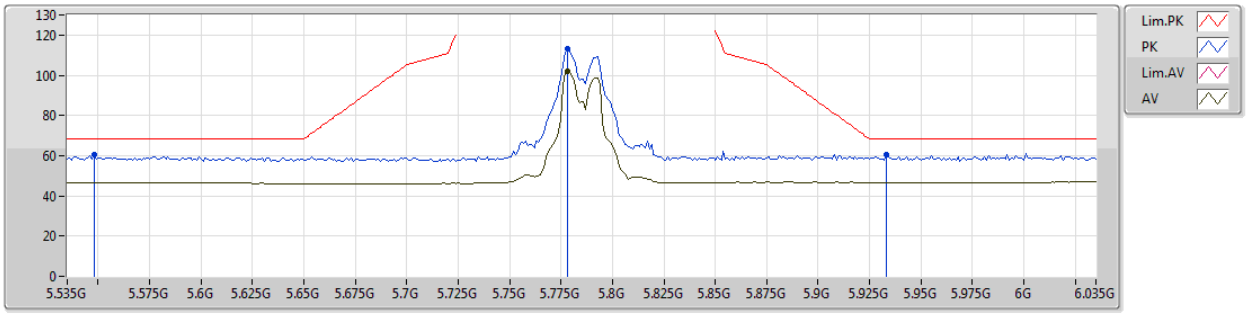

EUT Z_4TX
Setting 31.5
06-C-4-10
FSP

Type	Freq	Level	Limit	Margin	Factor	Dist	Condition	Azimuth	Height	Comments
	(Hz)	(dBuV/m)	(dBuV/m)	(dB)	(dB)	(m)		(°)	(m)	
PK	5.548G	60.75	68.20	-7.45	7.82	3	Horizontal	318	1.01	-
PK	5.778G	112.93	Inf	-Inf	8.28	3	Horizontal	318	1.01	-
AV	5.778G	102.13	Inf	-Inf	8.28	3	Horizontal	318	1.01	-
PK	5.933G	60.32	68.20	-7.88	8.57	3	Horizontal	318	1.01	-

802.11a_Nss1,(6Mbps)_4TX

5785MHz_TX

27/10/2018

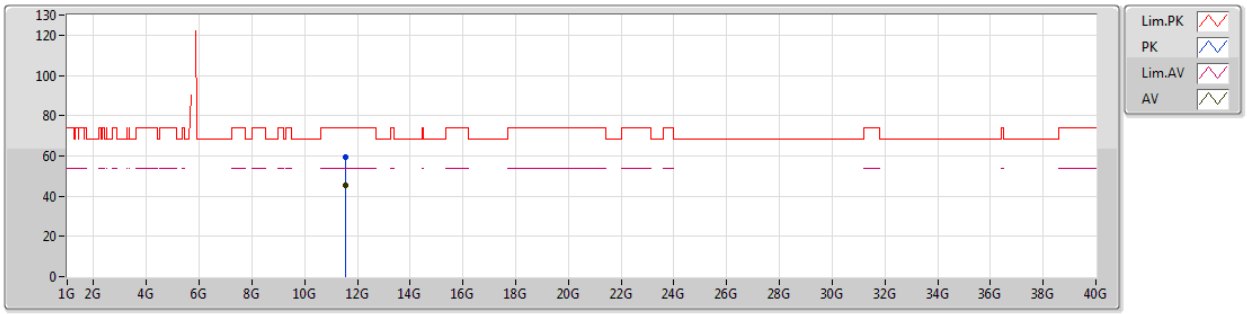

EUT Z_4TX
Setting 31.5
06-C-4
FSP

Type	Freq	Level	Limit	Margin	Factor	Dist	Condition	Azimuth	Height	Comments
	(Hz)	(dBuV/m)	(dBuV/m)	(dB)	(dB)	(m)		(°)	(m)	
PK	11.56406G	59.51	74.00	-14.49	18.18	3	Vertical	312	1.37	-
AV	11.57204G	45.32	54.00	-8.68	18.18	3	Vertical	312	1.37	-

802.11a_Nss1,(6Mbps)_4TX

5785MHz_TX

27/10/2018

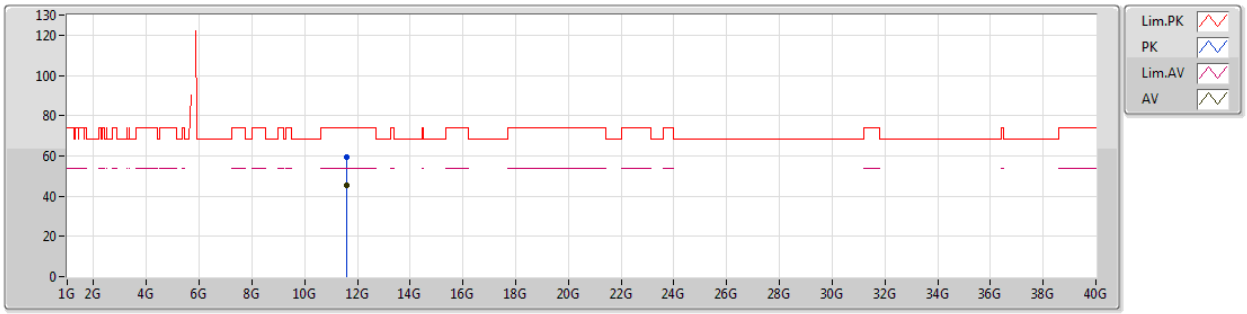

EUT Z_4TX
Setting 31.5
06-C-4
FSP

Type	Freq	Level	Limit	Margin	Factor	Dist	Condition	Azimuth	Height	Comments
	(Hz)	(dBuV/m)	(dBuV/m)	(dB)	(dB)	(m)		(°)	(m)	
PK	11.57696G	59.30	74.00	-14.70	18.18	3	Horizontal	242	1.68	-
AV	11.57774G	45.31	54.00	-8.69	18.17	3	Horizontal	242	1.68	-

802.11a_Nss1,(6Mbps)_4TX

5825MHz_TX

27/10/2018

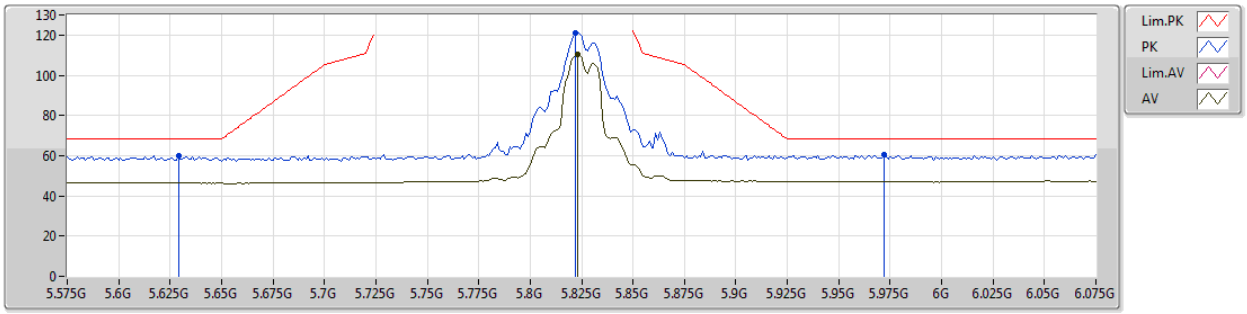

EUT Z_4TX
Setting 31.5
06-C-4-10
FSP

Type	Freq	Level	Limit	Margin	Factor	Dist	Condition	Azimuth	Height	Comments
	(Hz)	(dBuV/m)	(dBuV/m)	(dB)	(dB)	(m)		(°)	(m)	
PK	5.629G	60.02	68.20	-8.18	7.95	3	Vertical	9	1.34	-
PK	5.822G	121.08	Inf	-Inf	8.36	3	Vertical	9	1.34	-
AV	5.823G	110.25	Inf	-Inf	8.36	3	Vertical	9	1.34	-
PK	5.972G	60.28	68.20	-7.92	8.62	3	Vertical	9	1.34	-

802.11a_Nss1,(6Mbps)_4TX

5825MHz_TX

27/10/2018

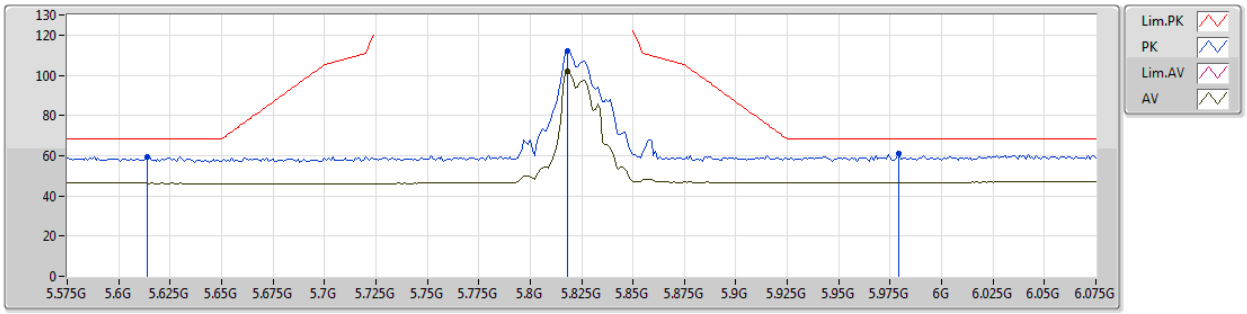

EUT Z_4TX
Setting 31.5
06-C-4-10
FSP

Type	Freq	Level	Limit	Margin	Factor	Dist	Condition	Azimuth	Height	Comments
	(Hz)	(dBuV/m)	(dBuV/m)	(dB)	(dB)	(m)		(°)	(m)	
PK	5.614G	59.63	68.20	-8.57	7.93	3	Horizontal	142	2.31	-
PK	5.818G	112.19	Inf	-Inf	8.36	3	Horizontal	142	2.31	-
AV	5.818G	101.94	Inf	-Inf	8.36	3	Horizontal	142	2.31	-
PK	5.979G	61.02	68.20	-7.18	8.64	3	Horizontal	142	2.31	-

802.11a_Nss1,(6Mbps)_4TX

5825MHz_TX

27/10/2018

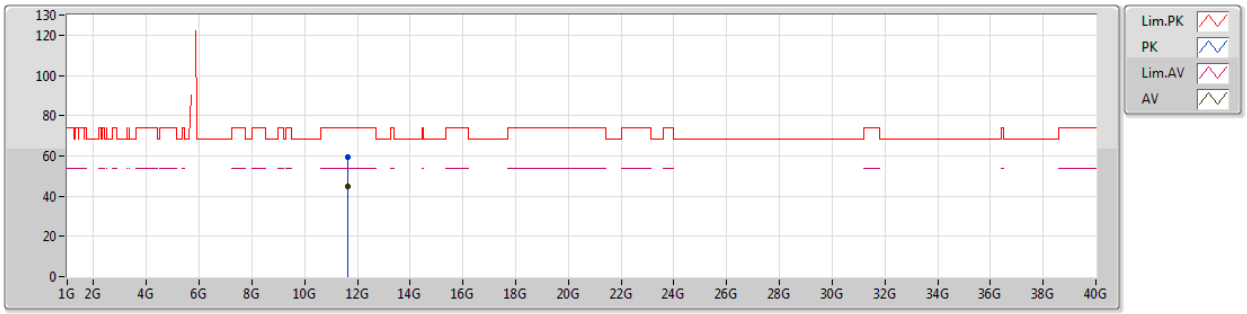

EUT Z_4TX
Setting 31.5
06-C-4
FSP

Type	Freq	Level	Limit	Margin	Factor	Dist	Condition	Azimuth	Height	Comments
	(Hz)	(dBuV/m)	(dBuV/m)	(dB)	(dB)	(m)		(°)	(m)	
PK	11.6481G	59.23	74.00	-14.77	18.11	3	Vertical	10	1.75	-
AV	11.65134G	44.75	54.00	-9.25	18.11	3	Vertical	10	1.75	-

802.11a_Nss1,(6Mbps)_4TX

5825MHz_TX

27/10/2018

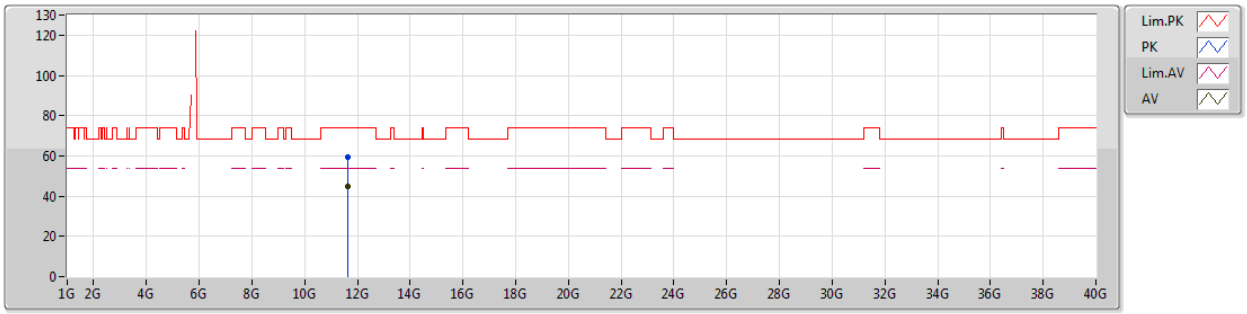

EUT Z_4TX
Setting 31.5
06-C-4
FSP

Type	Freq	Level	Limit	Margin	Factor	Dist	Condition	Azimuth	Height	Comments
	(Hz)	(dBuV/m)	(dBuV/m)	(dB)	(dB)	(m)		(°)	(m)	
PK	11.64969G	59.14	74.00	-14.86	18.11	3	Horizontal	33	1.43	-
AV	11.65088G	44.57	54.00	-9.43	18.11	3	Horizontal	33	1.43	-

802.11ac VHT20-BF_Nss1,(MCS0)_4TX

5180MHz_TX

27/10/2018

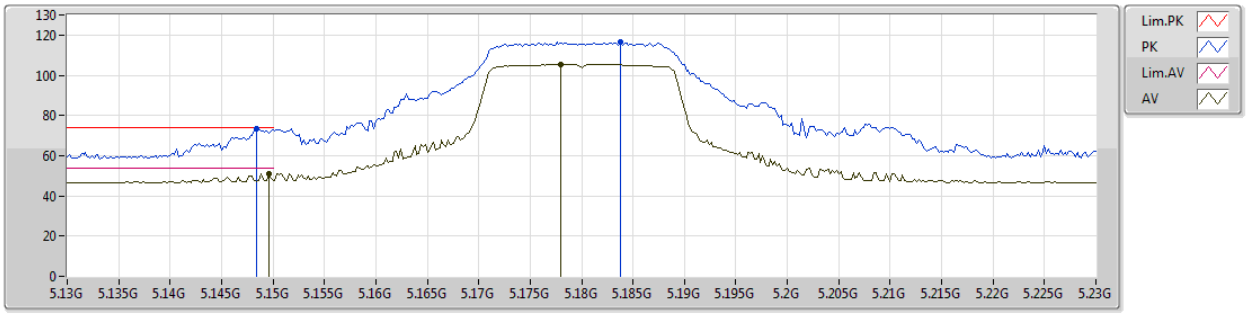

EUT Z_4TX
Setting 47
06-L-3-10
FSP

Type	Freq	Level	Limit	Margin	Factor	Dist	Condition	Azimuth	Height	Comments
	(Hz)	(dBuV/m)	(dBuV/m)	(dB)	(dB)	(m)		(°)	(m)	
PK	5.1484G	73.24	74.00	-0.76	7.21	3	Vertical	240	1.75	-
AV	5.1496G	50.91	54.00	-3.09	7.21	3	Vertical	240	1.75	-
PK	5.1838G	116.83	Inf	-Inf	7.28	3	Vertical	240	1.75	-
AV	5.178G	105.53	Inf	-Inf	7.28	3	Vertical	240	1.75	-

802.11ac VHT20-BF_Nss1,(MCS0)_4TX

5180MHz_TX

27/10/2018

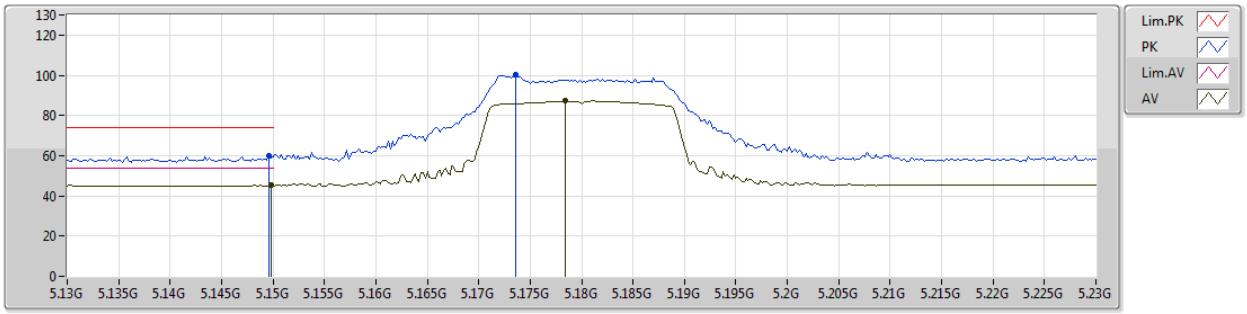

EUT Z_4TX
Setting 47
06-L-3-10
FSP

Type	Freq	Level	Limit	Margin	Factor	Dist	Condition	Azimuth	Height	Comments
	(Hz)	(dBuV/m)	(dBuV/m)	(dB)	(dB)	(m)		(°)	(m)	
PK	5.1496G	59.93	74.00	-14.07	7.21	3	Horizontal	306	1.01	-
AV	5.1498G	45.21	54.00	-8.79	7.21	3	Horizontal	306	1.01	-
PK	5.1736G	100.43	Inf	-Inf	7.26	3	Horizontal	306	1.01	-
AV	5.1784G	87.21	Inf	-Inf	7.28	3	Horizontal	306	1.01	-

802.11ac VHT20-BF_Nss1,(MCS0)_4TX

5180MHz_TX

27/10/2018

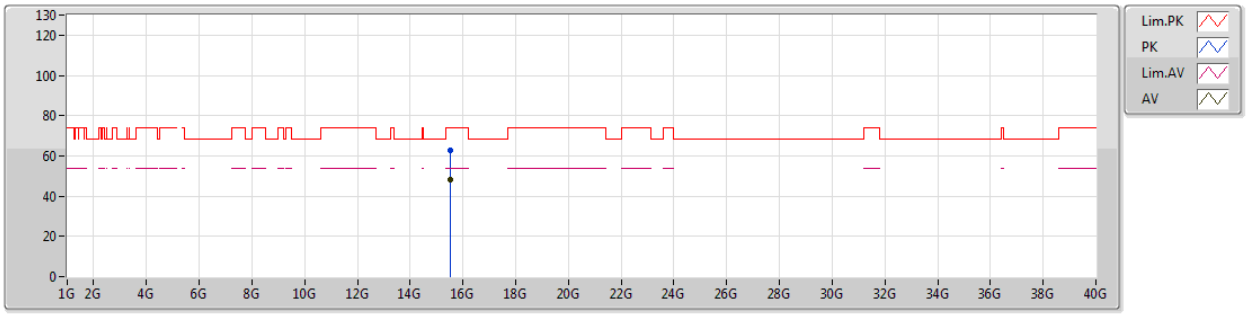

EUT Z_4TX
Setting 47
06-L-3
FSP

Type	Freq	Level	Limit	Margin	Factor	Dist	Condition	Azimuth	Height	Comments
	(Hz)	(dBuV/m)	(dBuV/m)	(dB)	(dB)	(m)		(°)	(m)	
PK	15.54226G	62.50	74.00	-11.50	17.61	3	Vertical	208	1.71	-
AV	15.53586G	48.38	54.00	-5.62	17.63	3	Vertical	208	1.71	-

802.11ac VHT20-BF_Nss1,(MCS0)_4TX

5180MHz_TX

27/10/2018

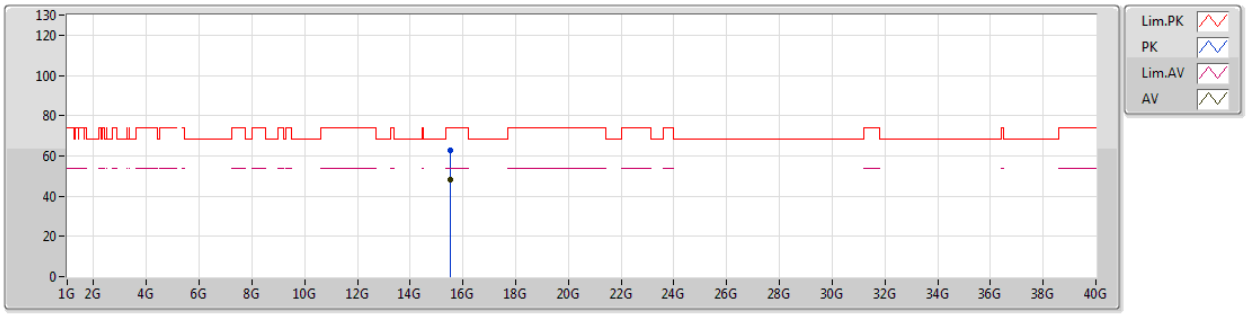

EUT Z_4TX
Setting 47
06-L-3
FSP

Type	Freq	Level	Limit	Margin	Factor	Dist	Condition	Azimuth	Height	Comments
	(Hz)	(dBuV/m)	(dBuV/m)	(dB)	(dB)	(m)		(°)	(m)	
PK	15.54416G	62.53	74.00	-11.47	17.61	3	Horizontal	234	1.99	-
AV	15.53512G	48.32	54.00	-5.68	17.63	3	Horizontal	234	1.99	-

802.11ac VHT20-BF_Nss1,(MCS0)_4TX

5200MHz_TX

27/10/2018

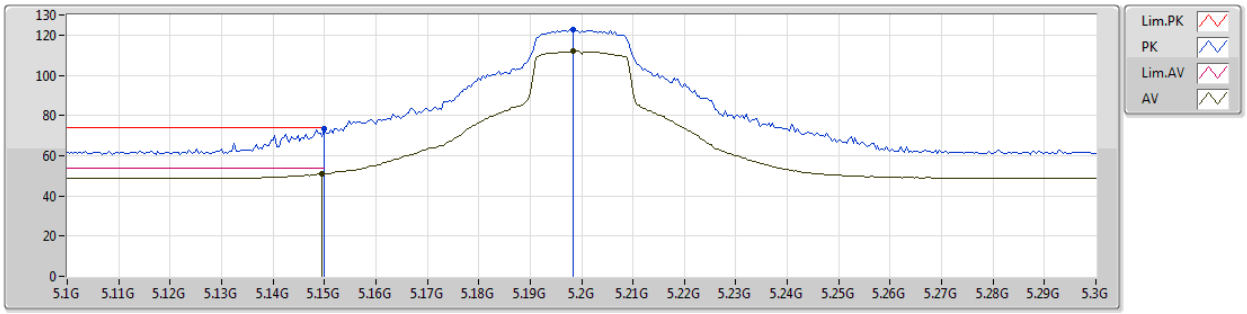

EUT Z_4TX
Setting 63
06-L-3-10
FSP

Type	Freq	Level	Limit	Margin	Factor	Dist	Condition	Azimuth	Height	Comments
	(Hz)	(dBuV/m)	(dBuV/m)	(dB)	(dB)	(m)		(°)	(m)	
PK	5.15G	73.65	74.00	-0.35	7.21	3	Vertical	186	1.50	-
AV	5.1496G	50.93	54.00	-3.07	7.21	3	Vertical	186	1.50	-
PK	5.1984G	122.70	Inf	-Inf	7.31	3	Vertical	186	1.50	-
AV	5.1984G	111.97	Inf	-Inf	7.31	3	Vertical	186	1.50	-

802.11ac VHT20-BF_Nss1,(MCS0)_4TX

5200MHz_TX

27/10/2018

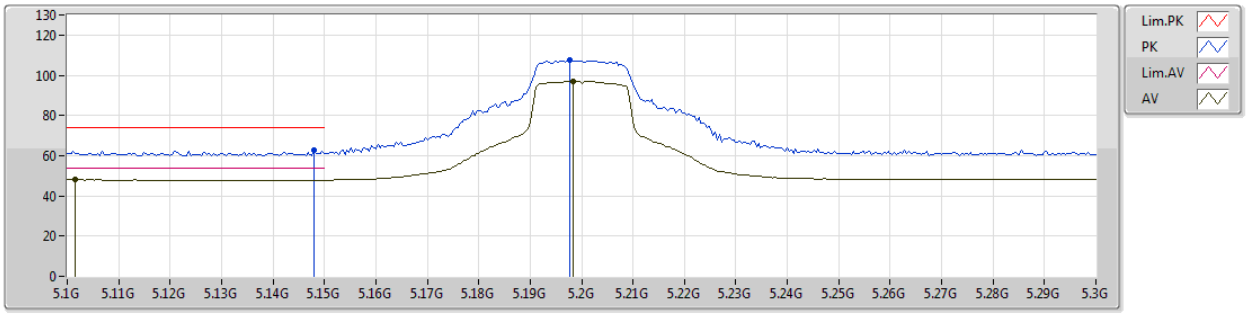

EUT Z_4TX
Setting 63
06-L-3-10
FSP

Type	Freq	Level	Limit	Margin	Factor	Dist	Condition	Azimuth	Height	Comments
	(Hz)	(dBuV/m)	(dBuV/m)	(dB)	(dB)	(m)		(°)	(m)	
PK	5.148G	62.56	74.00	-11.44	7.21	3	Horizontal	327	1.14	-
AV	5.1016G	47.98	54.00	-6.02	7.13	3	Horizontal	327	1.14	-
PK	5.1976G	107.32	Inf	-Inf	7.31	3	Horizontal	327	1.14	-
AV	5.1984G	97.12	Inf	-Inf	7.31	3	Horizontal	327	1.14	-

802.11ac VHT20-BF_Nss1,(MCS0)_4TX

5200MHz_TX

27/10/2018

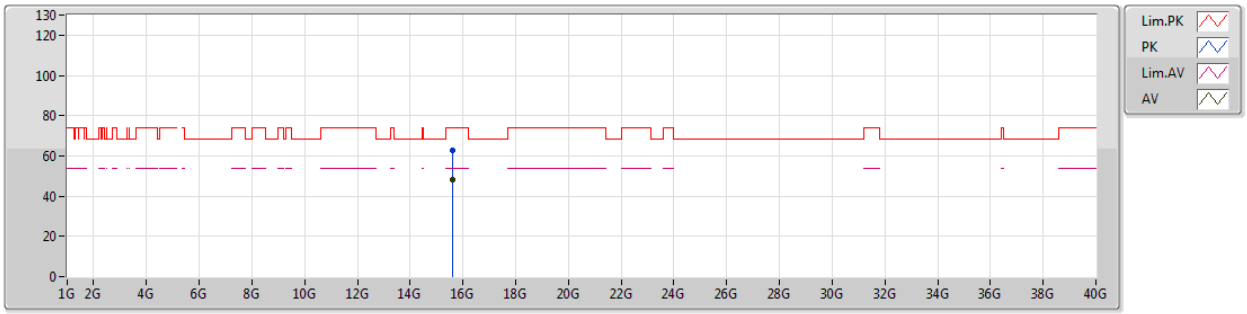

EUT Z_4TX
Setting 63
06-L-3
FSP

Type	Freq	Level	Limit	Margin	Factor	Dist	Condition	Azimuth	Height	Comments
	(Hz)	(dBuV/m)	(dBuV/m)	(dB)	(dB)	(m)		(°)	(m)	
PK	15.60386G	62.49	74.00	-11.51	17.52	3	Vertical	309	2.38	-
AV	15.60222G	47.99	54.00	-6.01	17.52	3	Vertical	309	2.38	-

802.11ac VHT20-BF_Nss1,(MCS0)_4TX

5200MHz_TX

27/10/2018

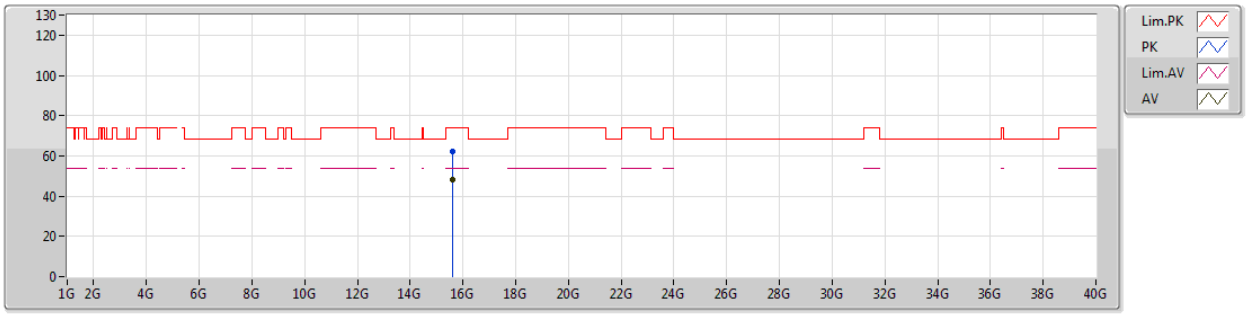

EUT Z_4TX
Setting 63
06-L-3
FSP

Type	Freq	Level	Limit	Margin	Factor	Dist	Condition	Azimuth	Height	Comments
	(Hz)	(dBuV/m)	(dBuV/m)	(dB)	(dB)	(m)		(°)	(m)	
PK	15.60376G	62.25	74.00	-11.75	17.52	3	Horizontal	283	2.48	-
AV	15.6003G	47.93	54.00	-6.07	17.53	3	Horizontal	283	2.48	-

802.11ac VHT20-BF_Nss1,(MCS0)_4TX

5240MHz_TX

27/10/2018

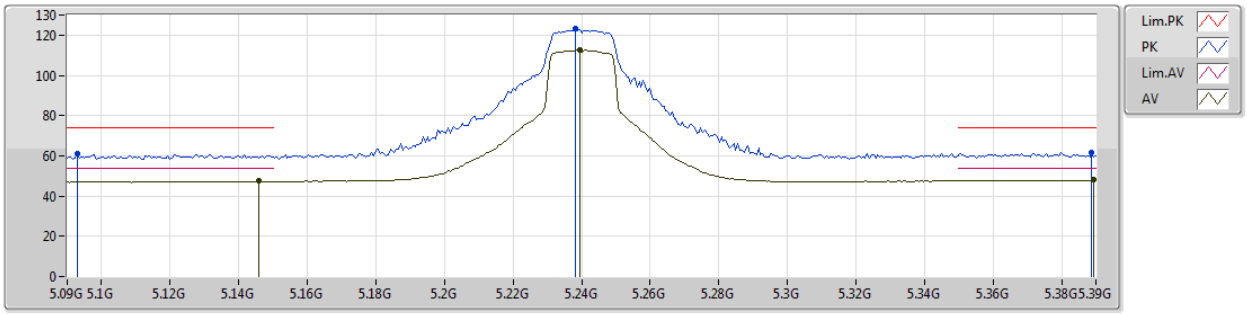

EUT Z_4TX
Setting 63
06-L-3-10
FSP

Type	Freq	Level	Limit	Margin	Factor	Dist	Condition	Azimuth	Height	Comments
	(Hz)	(dBuV/m)	(dBuV/m)	(dB)	(dB)	(m)		(°)	(m)	
PK	5.093G	60.99	74.00	-13.01	7.12	3	Vertical	236	1.82	-
AV	5.1458G	47.35	54.00	-6.65	7.21	3	Vertical	236	1.82	-
PK	5.2382G	123.36	Inf	-Inf	7.37	3	Vertical	236	1.82	-
AV	5.2394G	112.56	Inf	-Inf	7.37	3	Vertical	236	1.82	-
PK	5.3888G	61.84	74.00	-12.16	7.61	3	Vertical	236	1.82	-
AV	5.3894G	47.99	54.00	-6.01	7.61	3	Vertical	236	1.82	-

802.11ac VHT20-BF_Nss1,(MCS0)_4TX

5240MHz_TX

27/10/2018

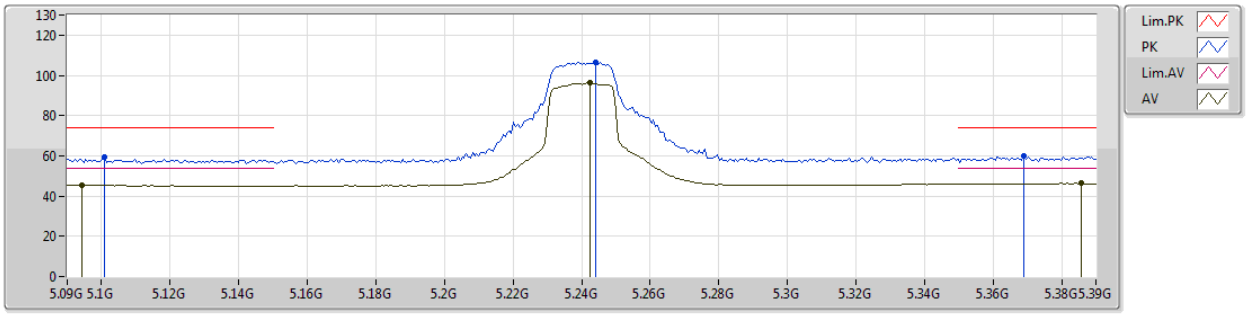

EUT Z_4TX
Setting 63
06-L-3-10
FSP

Type	Freq	Level	Limit	Margin	Factor	Dist	Condition	Azimuth	Height	Comments
	(Hz)	(dBuV/m)	(dBuV/m)	(dB)	(dB)	(m)		(°)	(m)	
PK	5.1008G	59.22	74.00	-14.78	7.13	3	Horizontal	302	1.08	-
AV	5.0942G	45.39	54.00	-8.61	7.12	3	Horizontal	302	1.08	-
PK	5.2442G	106.47	Inf	-Inf	7.38	3	Horizontal	302	1.08	-
AV	5.2424G	96.13	Inf	-Inf	7.38	3	Horizontal	302	1.08	-
PK	5.369G	59.71	74.00	-14.29	7.58	3	Horizontal	302	1.08	-
AV	5.3858G	46.35	54.00	-7.65	7.61	3	Horizontal	302	1.08	-

802.11ac VHT20-BF_Nss1,(MCS0)_4TX

5240MHz_TX

27/10/2018

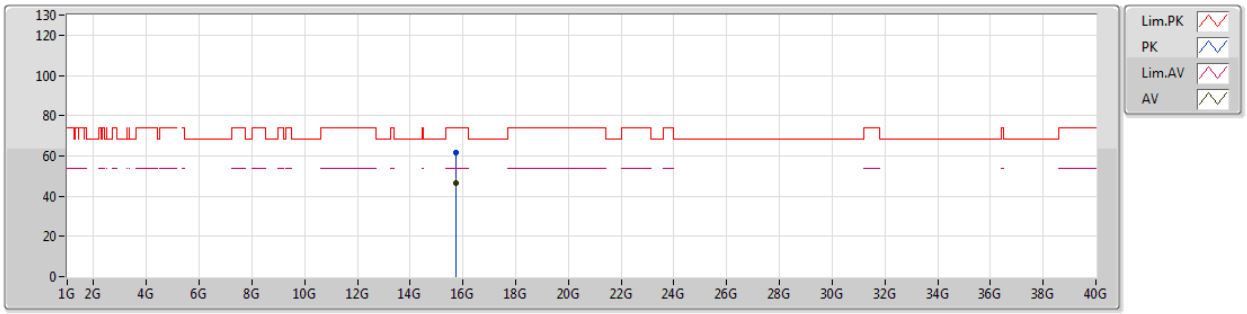

EUT Z_4TX
Setting 63
06-L-3
FSP

Type	Freq	Level	Limit	Margin	Factor	Dist	Condition	Azimuth	Height	Comments
	(Hz)	(dBuV/m)	(dBuV/m)	(dB)	(dB)	(m)		(°)	(m)	
PK	15.72032G	61.60	74.00	-12.40	17.26	3	Vertical	331	2.01	-
AV	15.71646G	46.69	54.00	-7.31	17.25	3	Vertical	331	2.01	-

802.11ac VHT20-BF_Nss1,(MCS0)_4TX

5240MHz_TX

27/10/2018

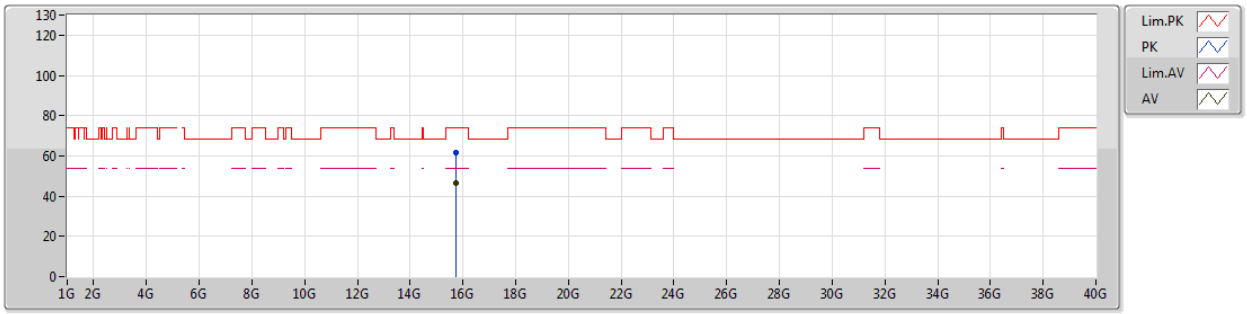

EUT Z_4TX
Setting 63
06-L-3
FSP

Type	Freq	Level	Limit	Margin	Factor	Dist	Condition	Azimuth	Height	Comments
	(Hz)	(dBuV/m)	(dBuV/m)	(dB)	(dB)	(m)		(°)	(m)	
PK	15.7188G	61.71	74.00	-12.29	17.26	3	Horizontal	167	2.06	-
AV	15.71726G	46.68	54.00	-7.32	17.25	3	Horizontal	167	2.06	-

802.11ac VHT20-BF_Nss1,(MCS0)_4TX

5745MHz_TX

27/10/2018

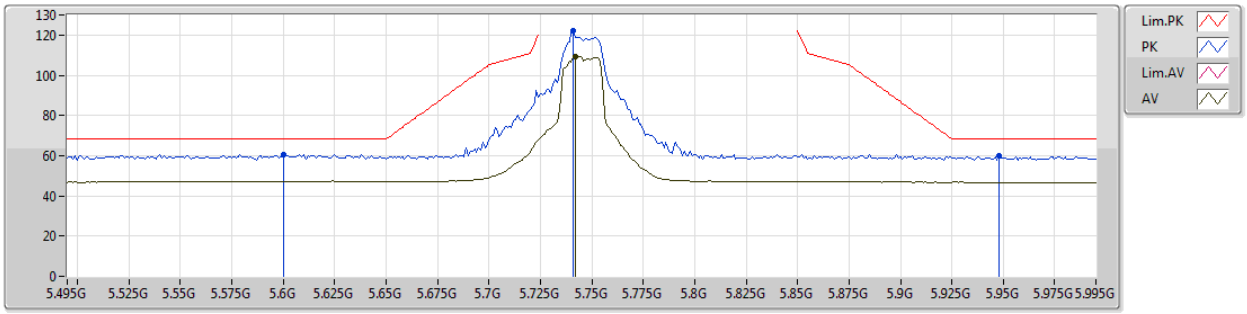

EUT Z_4TX
Setting 63
06-L-3-10
FSP

Type	Freq	Level	Limit	Margin	Factor	Dist	Condition	Azimuth	Height	Comments
	(Hz)	(dBuV/m)	(dBuV/m)	(dB)	(dB)	(m)		(°)	(m)	
PK	5.6G	60.77	68.20	-7.43	7.89	3	Vertical	181	1.67	-
PK	5.741G	121.89	Inf	-Inf	8.20	3	Vertical	181	1.67	-
AV	5.742G	109.37	Inf	-Inf	8.20	3	Vertical	181	1.67	-
PK	5.948G	59.91	68.20	-8.29	8.59	3	Vertical	181	1.67	-

802.11ac VHT20-BF_Nss1,(MCS0)_4TX

5745MHz_TX

27/10/2018

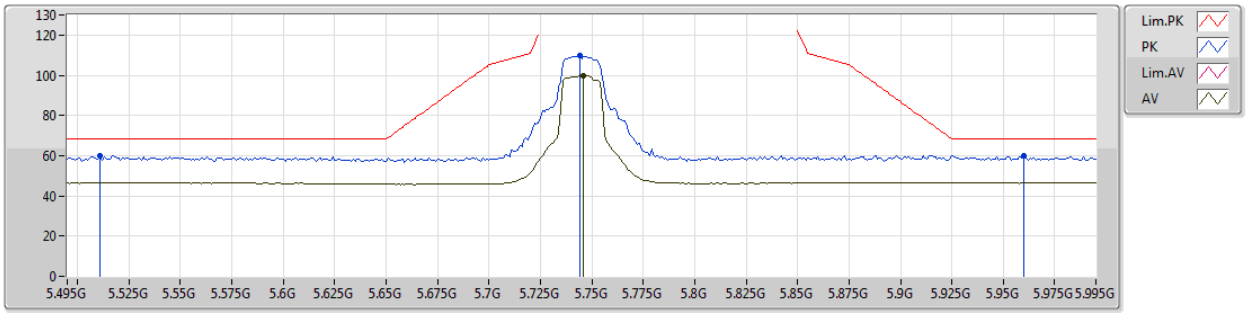

EUT Z_4TX
Setting 63
06-L-3-10
FSP

Type	Freq	Level	Limit	Margin	Factor	Dist	Condition	Azimuth	Height	Comments
	(Hz)	(dBuV/m)	(dBuV/m)	(dB)	(dB)	(m)		(°)	(m)	
PK	5.511G	59.90	68.20	-8.30	7.77	3	Horizontal	186	1.04	-
PK	5.744G	109.84	Inf	-Inf	8.21	3	Horizontal	186	1.04	-
AV	5.746G	99.92	Inf	-Inf	8.21	3	Horizontal	186	1.04	-
PK	5.96G	59.76	68.20	-8.44	8.60	3	Horizontal	186	1.04	-

802.11ac VHT20-BF_Nss1,(MCS0)_4TX

5745MHz_TX

27/10/2018

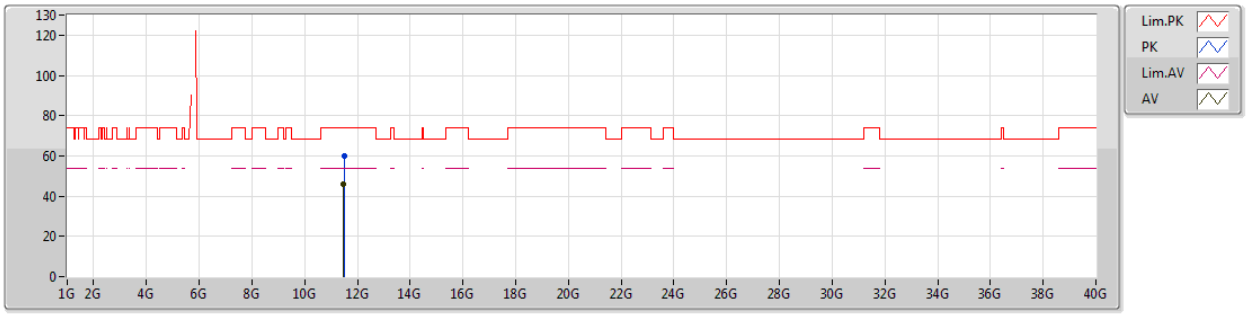

EUT Z_4TX
Setting 63
06-L-3
FSP

Type	Freq	Level	Limit	Margin	Factor	Dist	Condition	Azimuth	Height	Comments
	(Hz)	(dBuV/m)	(dBuV/m)	(dB)	(dB)	(m)		(°)	(m)	
PK	11.48724G	60.03	74.00	-13.97	18.24	3	Vertical	28	2.31	-
AV	11.48652G	45.81	54.00	-8.19	18.24	3	Vertical	28	2.31	-

802.11ac VHT20-BF_Nss1,(MCS0)_4TX

5745MHz_TX

27/10/2018

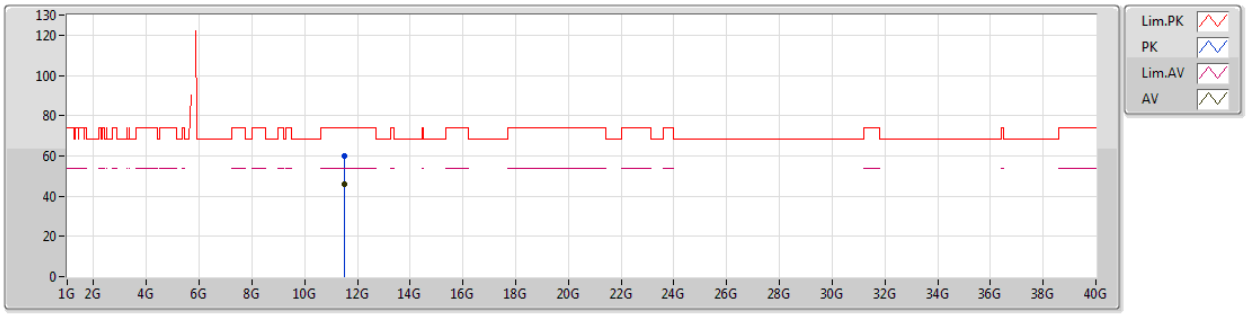

EUT Z_4TX
Setting 63
06-L-3
FSP

Type	Freq	Level	Limit	Margin	Factor	Dist	Condition	Azimuth	Height	Comments
	(Hz)	(dBuV/m)	(dBuV/m)	(dB)	(dB)	(m)		(°)	(m)	
PK	11.49132G	60.07	74.00	-13.93	18.25	3	Horizontal	123	2.15	-
AV	11.49262G	45.79	54.00	-8.21	18.25	3	Horizontal	123	2.15	-

802.11ac VHT20-BF_Nss1,(MCS0)_4TX

5785MHz_TX

27/10/2018

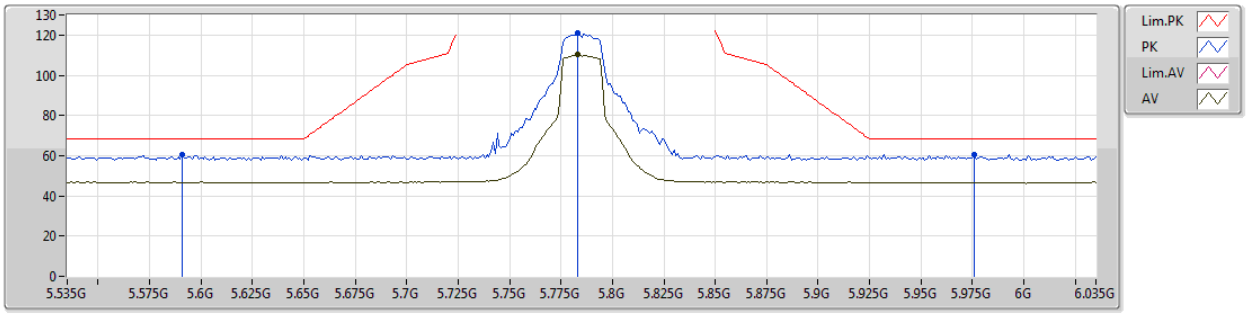

EUT Z_4TX
Setting 63
06-L-3-10
FSP

Type	Freq	Level	Limit	Margin	Factor	Dist	Condition	Azimuth	Height	Comments
	(Hz)	(dBuV/m)	(dBuV/m)	(dB)	(dB)	(m)		(°)	(m)	
PK	5.591G	60.53	68.20	-7.67	7.88	3	Vertical	133	1.58	-
PK	5.783G	121.02	Inf	-Inf	8.30	3	Vertical	133	1.58	-
AV	5.783G	110.37	Inf	-Inf	8.30	3	Vertical	133	1.58	-
PK	5.976G	60.34	68.20	-7.86	8.63	3	Vertical	133	1.58	-

802.11ac VHT20-BF_Nss1,(MCS0)_4TX

5785MHz_TX

27/10/2018

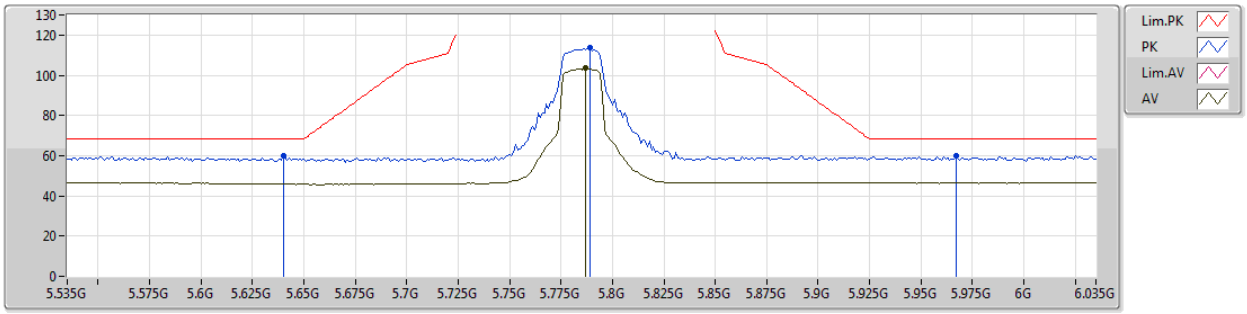

EUT Z_4TX
Setting 63
06-L-3-10
FSP

Type	Freq	Level	Limit	Margin	Factor	Dist	Condition	Azimuth	Height	Comments
	(Hz)	(dBuV/m)	(dBuV/m)	(dB)	(dB)	(m)		(°)	(m)	
PK	5.64G	59.68	68.20	-8.52	7.99	3	Horizontal	311	1.05	-
PK	5.789G	113.82	Inf	-Inf	8.30	3	Horizontal	311	1.05	-
AV	5.787G	103.51	Inf	-Inf	8.31	3	Horizontal	311	1.05	-
PK	5.967G	59.77	68.20	-8.43	8.61	3	Horizontal	311	1.05	-

802.11ac VHT20-BF_Nss1,(MCS0)_4TX

5785MHz_TX

27/10/2018

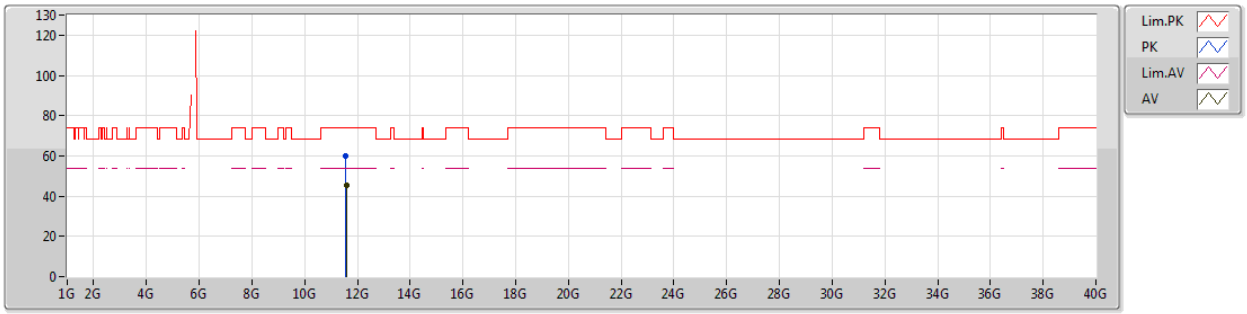

EUT Z_4TX
Setting 63
06-L-3
FSP

Type	Freq	Level	Limit	Margin	Factor	Dist	Condition	Azimuth	Height	Comments
	(Hz)	(dBuV/m)	(dBuV/m)	(dB)	(dB)	(m)		(°)	(m)	
PK	11.5685G	59.91	74.00	-14.09	18.18	3	Vertical	231	2.44	-
AV	11.57256G	45.35	54.00	-8.65	18.17	3	Vertical	231	2.44	-

802.11ac VHT20-BF_Nss1,(MCS0)_4TX

5785MHz_TX

27/10/2018

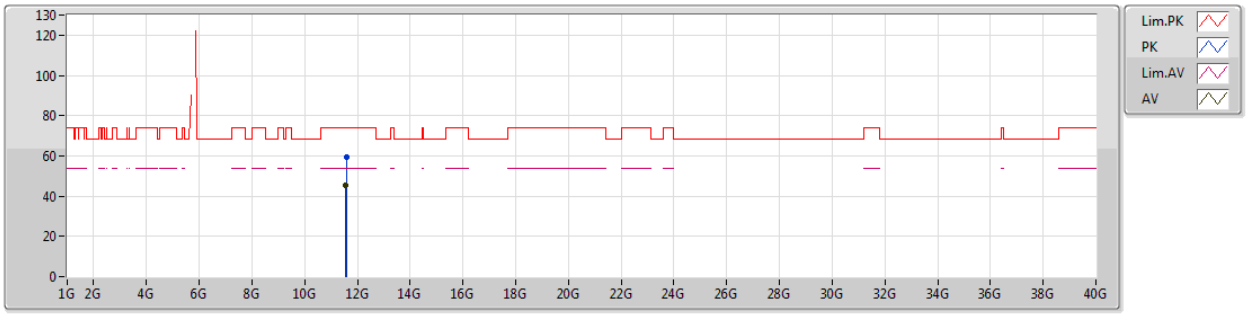

EUT Z_4TX
Setting 63
06-L-3
FSP

Type	Freq	Level	Limit	Margin	Factor	Dist	Condition	Azimuth	Height	Comments
	(Hz)	(dBuV/m)	(dBuV/m)	(dB)	(dB)	(m)		(°)	(m)	
PK	11.5723G	59.58	74.00	-14.42	18.18	3	Horizontal	3	1.93	-
AV	11.56936G	45.31	54.00	-8.69	18.18	3	Horizontal	3	1.93	-

802.11ac VHT20-BF_Nss1,(MCS0)_4TX

5825MHz_TX

27/10/2018

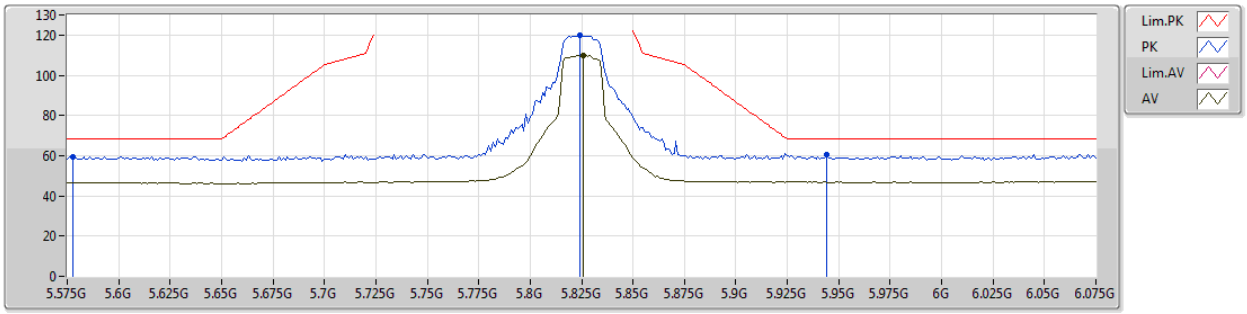

EUT Z_4TX
Setting 63
06-L-3-10
FSP

Type	Freq	Level	Limit	Margin	Factor	Dist	Condition	Azimuth	Height	Comments
	(Hz)	(dBuV/m)	(dBuV/m)	(dB)	(dB)	(m)		(°)	(m)	
PK	5.578G	59.50	68.20	-8.70	7.86	3	Vertical	333	1.50	-
PK	5.824G	119.96	Inf	-Inf	8.37	3	Vertical	333	1.50	-
AV	5.826G	109.88	Inf	-Inf	8.38	3	Vertical	333	1.50	-
PK	5.944G	60.39	68.20	-7.81	8.57	3	Vertical	333	1.50	-

802.11ac VHT20-BF_Nss1,(MCS0)_4TX

5825MHz_TX

27/10/2018

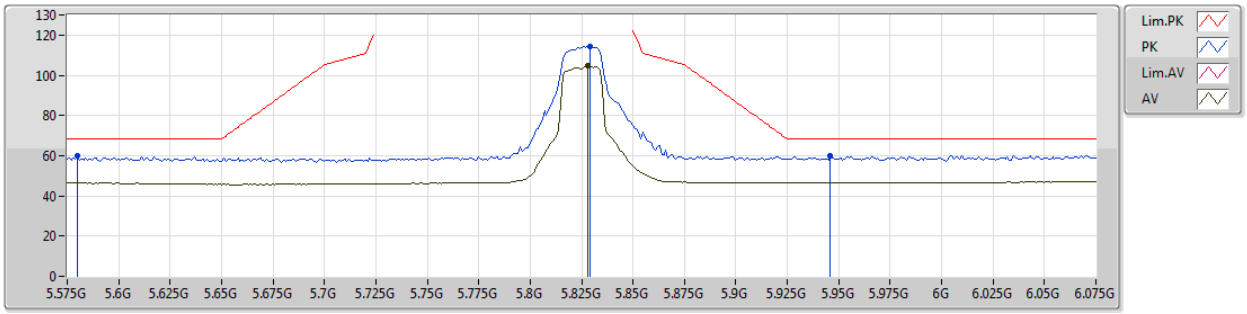

EUT Z_4TX
Setting 63
06-L-3-10
FSP

Type	Freq	Level	Limit	Margin	Factor	Dist	Condition	Azimuth	Height	Comments
	(Hz)	(dBuV/m)	(dBuV/m)	(dB)	(dB)	(m)		(°)	(m)	
PK	5.58G	59.70	68.20	-8.50	7.86	3	Horizontal	225	2.99	-
PK	5.829G	114.41	Inf	-Inf	8.38	3	Horizontal	225	2.99	-
AV	5.828G	104.51	Inf	-Inf	8.38	3	Horizontal	225	2.99	-
PK	5.946G	59.68	68.20	-8.52	8.57	3	Horizontal	225	2.99	-

802.11ac VHT20-BF_Nss1,(MCS0)_4TX

5825MHz_TX

27/10/2018

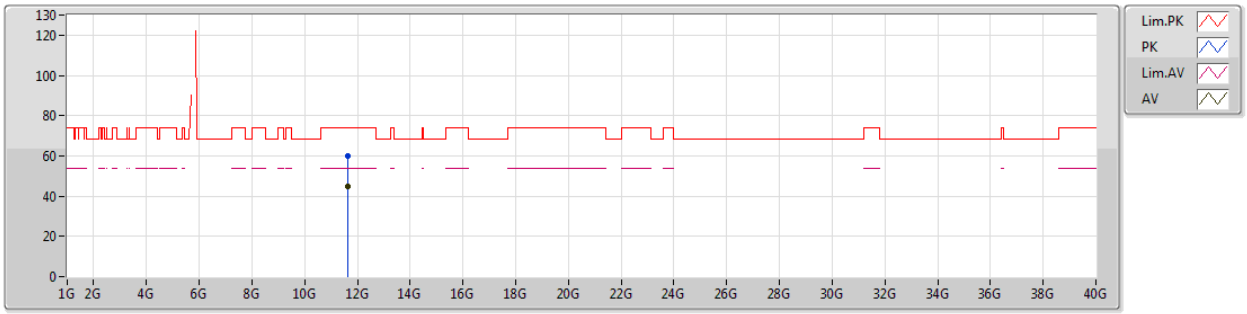

EUT Z_4TX
Setting 63
06-L-3
FSP

Type	Freq	Level	Limit	Margin	Factor	Dist	Condition	Azimuth	Height	Comments
	(Hz)	(dBuV/m)	(dBuV/m)	(dB)	(dB)	(m)		(°)	(m)	
PK	11.65422G	59.82	74.00	-14.18	18.11	3	Vertical	4	1.49	-
AV	11.65384G	45.08	54.00	-8.92	18.11	3	Vertical	4	1.49	-

802.11ac VHT20-BF_Nss1,(MCS0)_4TX

5825MHz_TX

27/10/2018

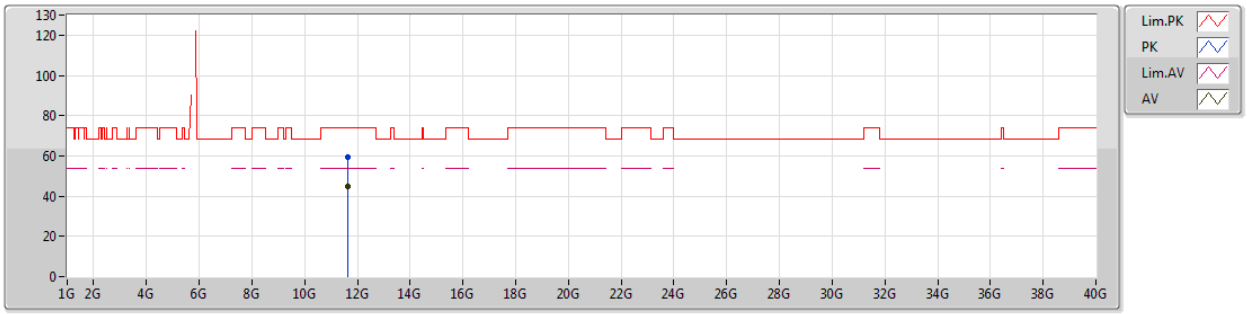

EUT Z_4TX
Setting 63
06-L-3
FSP

Type	Freq	Level	Limit	Margin	Factor	Dist	Condition	Azimuth	Height	Comments
	(Hz)	(dBuV/m)	(dBuV/m)	(dB)	(dB)	(m)		(°)	(m)	
PK	11.65092G	59.60	74.00	-14.40	18.11	3	Horizontal	101	2.37	-
AV	11.64846G	45.06	54.00	-8.94	18.11	3	Horizontal	101	2.37	-

802.11ac VHT40-BF_Nss1,(MCS0)_4TX

5190MHz_TX

27/10/2018

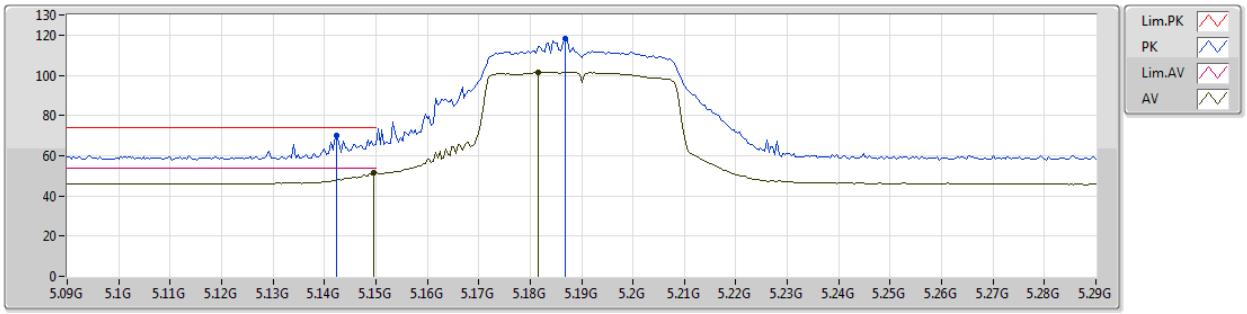

EUT Z_4TX
Setting 47
06-L-3-10
FSP

Type	Freq	Level	Limit	Margin	Factor	Dist	Condition	Azimuth	Height	Comments
	(Hz)	(dBuV/m)	(dBuV/m)	(dB)	(dB)	(m)		(°)	(m)	
PK	5.1424G	69.95	74.00	-4.05	7.21	3	Vertical	245	1.50	-
AV	5.1496G	51.37	54.00	-2.63	7.21	3	Vertical	245	1.50	-
PK	5.1868G	118.03	Inf	-Inf	7.29	3	Vertical	245	1.50	-
AV	5.1816G	101.43	Inf	-Inf	7.28	3	Vertical	245	1.50	-

802.11ac VHT40-BF_Nss1,(MCS0)_4TX

5190MHz_TX

27/10/2018

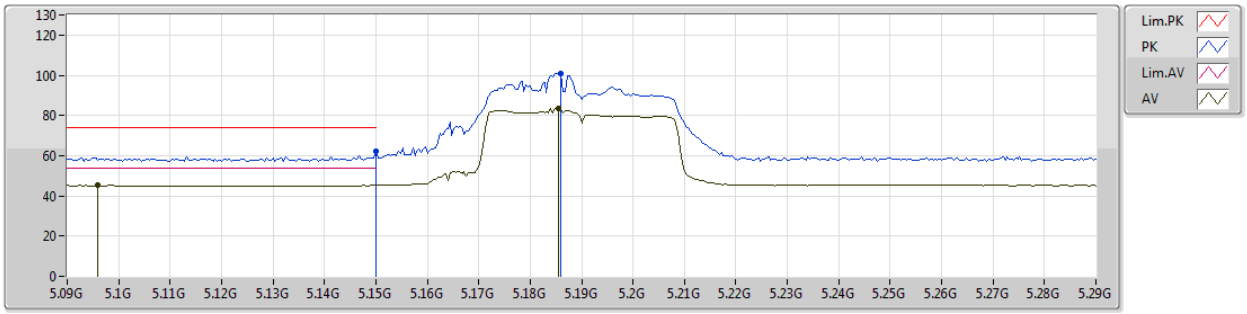

EUT Z_4TX
Setting 47
06-L-3-10
FSP

Type	Freq	Level	Limit	Margin	Factor	Dist	Condition	Azimuth	Height	Comments
	(Hz)	(dBuV/m)	(dBuV/m)	(dB)	(dB)	(m)		(°)	(m)	
PK	5.15G	62.27	74.00	-11.73	7.21	3	Horizontal	109	1.77	-
AV	5.096G	45.18	54.00	-8.82	7.13	3	Horizontal	109	1.77	-
PK	5.186G	100.96	Inf	-Inf	7.28	3	Horizontal	109	1.77	-
AV	5.1856G	83.60	Inf	-Inf	7.28	3	Horizontal	109	1.77	-

802.11ac VHT40-BF_Nss1,(MCS0)_4TX

5190MHz_TX

27/10/2018

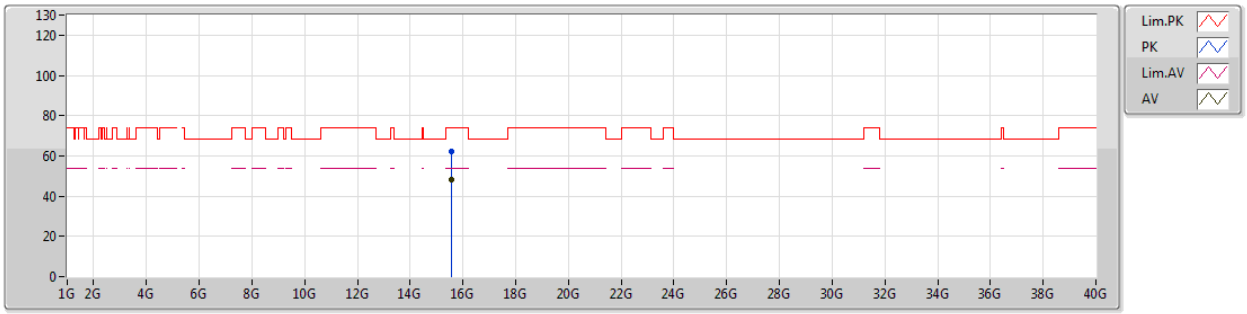

EUT Z_4TX
Setting 47
06-L-3
FSP

Type	Freq	Level	Limit	Margin	Factor	Dist	Condition	Azimuth	Height	Comments
	(Hz)	(dBuV/m)	(dBuV/m)	(dB)	(dB)	(m)		(°)	(m)	
PK	15.5695G	62.37	74.00	-11.63	17.58	3	Vertical	251	2.22	-
AV	15.57464G	47.94	54.00	-6.06	17.57	3	Vertical	251	2.22	-

802.11ac VHT40-BF_Nss1,(MCS0)_4TX

5190MHz_TX

27/10/2018

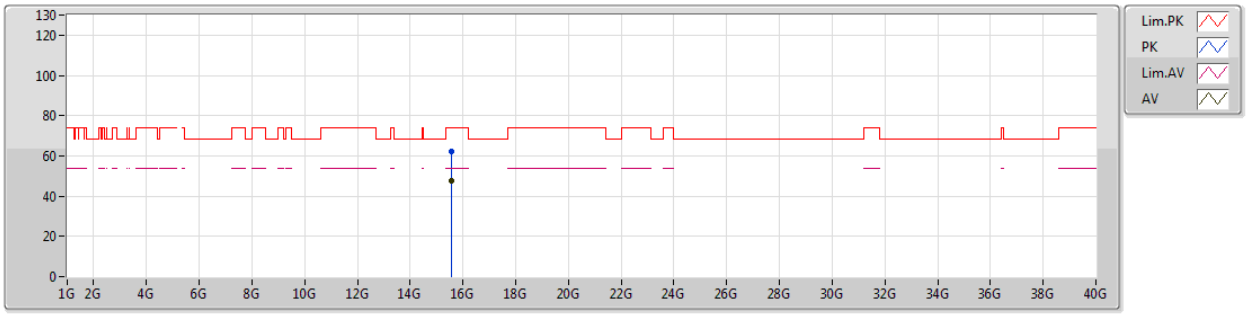

EUT Z_4TX
Setting 47
06-L-3
FSP

Type	Freq	Level	Limit	Margin	Factor	Dist	Condition	Azimuth	Height	Comments
	(Hz)	(dBuV/m)	(dBuV/m)	(dB)	(dB)	(m)		(°)	(m)	
PK	15.56538G	62.15	74.00	-11.85	17.59	3	Horizontal	18	2.26	-
AV	15.56692G	47.85	54.00	-6.15	17.58	3	Horizontal	18	2.26	-

802.11ac VHT40-BF_Nss1,(MCS0)_4TX

5230MHz_TX

27/10/2018

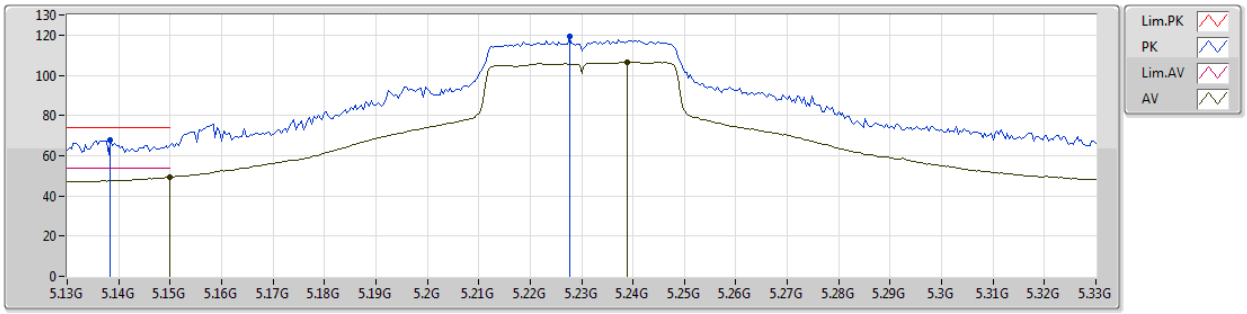

EUT Z_4TX
Setting 63
06-L-3-10
FSP

Type	Freq	Level	Limit	Margin	Factor	Dist	Condition	Azimuth	Height	Comments
	(Hz)	(dBuV/m)	(dBuV/m)	(dB)	(dB)	(m)		(°)	(m)	
PK	5.1384G	67.95	74.00	-6.05	7.19	3	Vertical	192	1.38	-
AV	5.15G	49.39	54.00	-4.61	7.21	3	Vertical	192	1.38	-
PK	5.2276G	119.33	Inf	-Inf	7.36	3	Vertical	192	1.38	-
AV	5.2388G	106.62	Inf	-Inf	7.37	3	Vertical	192	1.38	-

802.11ac VHT40-BF_Nss1,(MCS0)_4TX

5230MHz_TX

27/10/2018

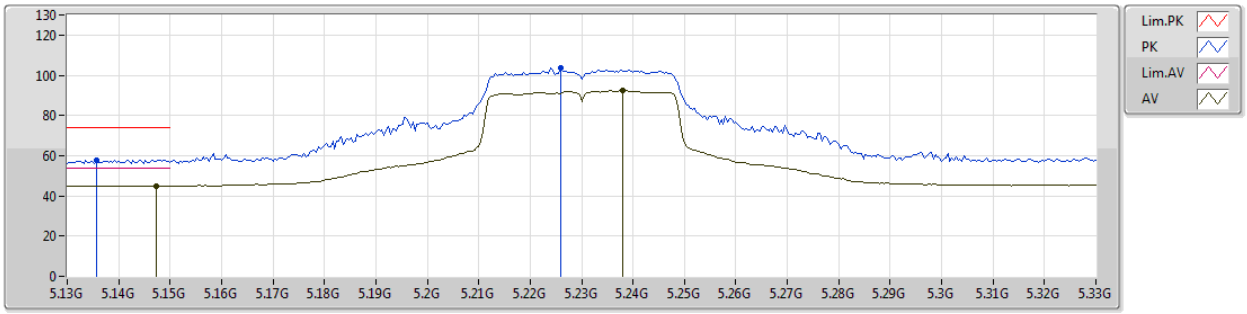

EUT Z_4TX
Setting 63
06-L-3-10
FSP

Type	Freq	Level	Limit	Margin	Factor	Dist	Condition	Azimuth	Height	Comments
	(Hz)	(dBuV/m)	(dBuV/m)	(dB)	(dB)	(m)		(°)	(m)	
PK	5.1356G	57.93	74.00	-16.07	7.19	3	Horizontal	300	1.06	-
AV	5.1472G	45.02	54.00	-8.98	7.21	3	Horizontal	300	1.06	-
PK	5.226G	103.94	Inf	-Inf	7.35	3	Horizontal	300	1.06	-
AV	5.238G	92.40	Inf	-Inf	7.37	3	Horizontal	300	1.06	-

802.11ac VHT40-BF_Nss1,(MCS0)_4TX

5230MHz_TX

27/10/2018

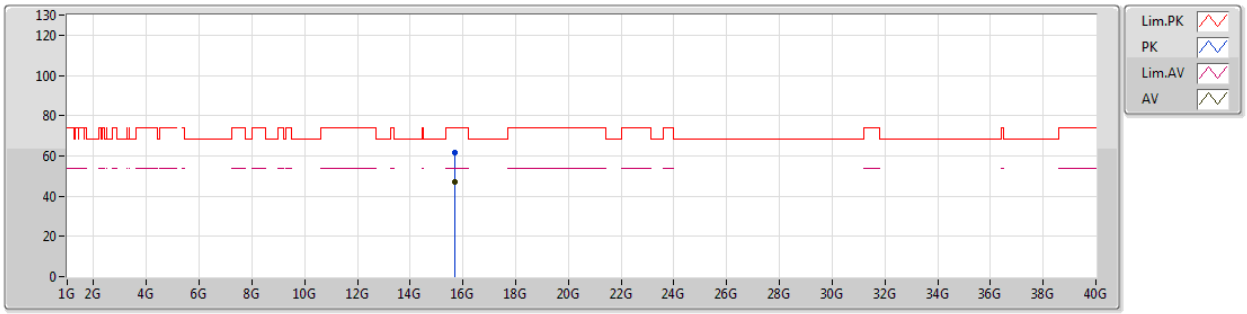

EUT Z_4TX
Setting 63
06-L-3
FSP

Type	Freq	Level	Limit	Margin	Factor	Dist	Condition	Azimuth	Height	Comments
	(Hz)	(dBuV/m)	(dBuV/m)	(dB)	(dB)	(m)		(°)	(m)	
PK	15.69482G	61.64	74.00	-12.36	17.30	3	Vertical	353	1.46	-
AV	15.687G	47.07	54.00	-6.93	17.32	3	Vertical	353	1.46	-

802.11ac VHT40-BF_Nss1,(MCS0)_4TX

5230MHz_TX

27/10/2018

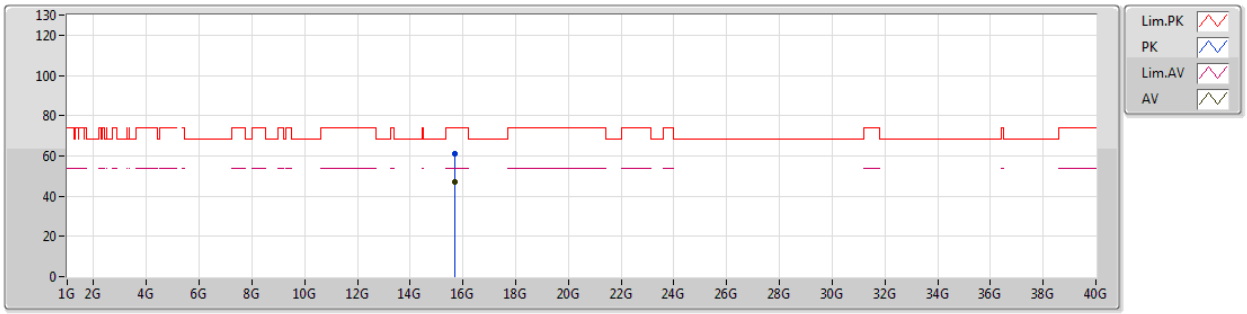

EUT Z_4TX
Setting 63
06-L-3
FSP

Type	Freq	Level	Limit	Margin	Factor	Dist	Condition	Azimuth	Height	Comments
	(Hz)	(dBuV/m)	(dBuV/m)	(dB)	(dB)	(m)		(°)	(m)	
PK	15.68622G	61.13	74.00	-12.87	17.32	3	Horizontal	96	1.55	-
AV	15.685G	46.93	54.00	-7.07	17.33	3	Horizontal	96	1.55	-

802.11ac VHT40-BF_Nss1,(MCS0)_4TX

5755MHz_TX

27/10/2018

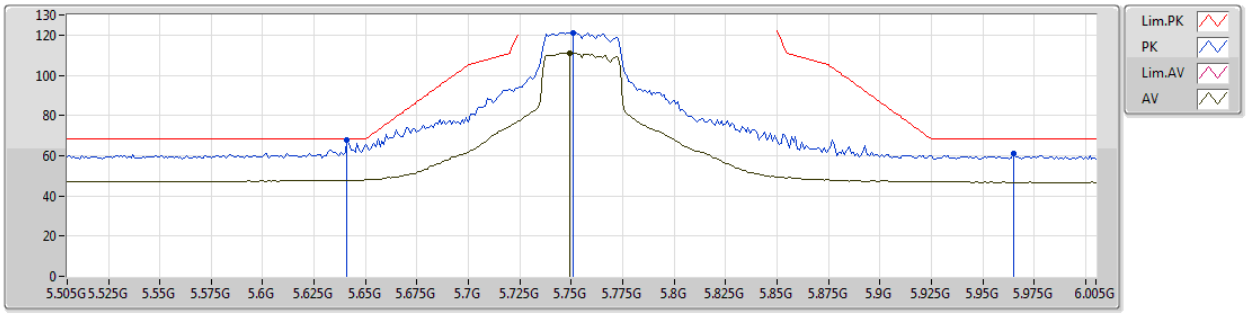

EUT Z_4TX
Setting 63
06-L-3-10
FSP

Type	Freq	Level	Limit	Margin	Factor	Dist	Condition	Azimuth	Height	Comments
	(Hz)	(dBuV/m)	(dBuV/m)	(dB)	(dB)	(m)		(°)	(m)	
PK	5.641G	67.83	68.20	-0.37	7.99	3	Vertical	173	1.49	-
PK	5.751G	120.98	Inf	-Inf	8.22	3	Vertical	173	1.49	-
AV	5.749G	111.20	Inf	-Inf	8.22	3	Vertical	173	1.49	-
PK	5.965G	61.09	68.20	-7.11	8.61	3	Vertical	173	1.49	-

802.11ac VHT40-BF_Nss1,(MCS0)_4TX

5755MHz_TX

27/10/2018

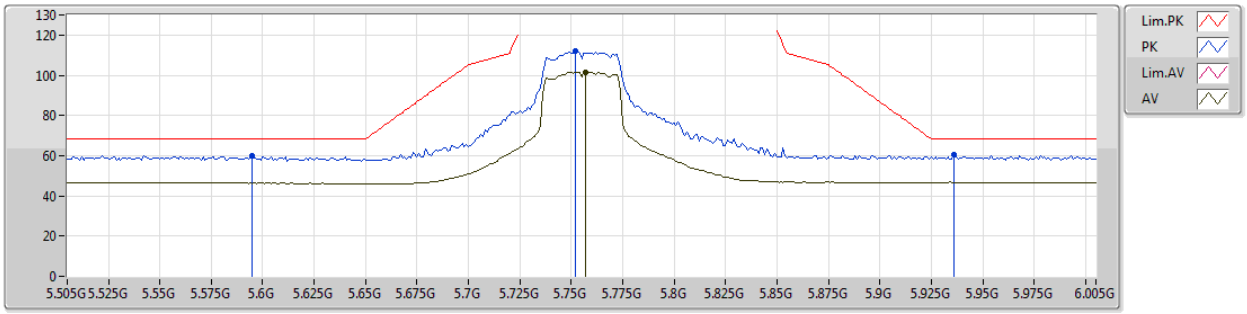

EUT Z_4TX
Setting 63
06-L-3-10
FSP

Type	Freq	Level	Limit	Margin	Factor	Dist	Condition	Azimuth	Height	Comments
	(Hz)	(dBuV/m)	(dBuV/m)	(dB)	(dB)	(m)		(°)	(m)	
PK	5.595G	60.23	68.20	-7.97	7.88	3	Horizontal	212	1.01	-
PK	5.752G	111.96	Inf	-Inf	8.22	3	Horizontal	212	1.01	-
AV	5.757G	101.59	Inf	-Inf	8.24	3	Horizontal	212	1.01	-
PK	5.936G	60.28	68.20	-7.92	8.57	3	Horizontal	212	1.01	-

802.11ac VHT40-BF_Nss1,(MCS0)_4TX

5755MHz_TX

27/10/2018

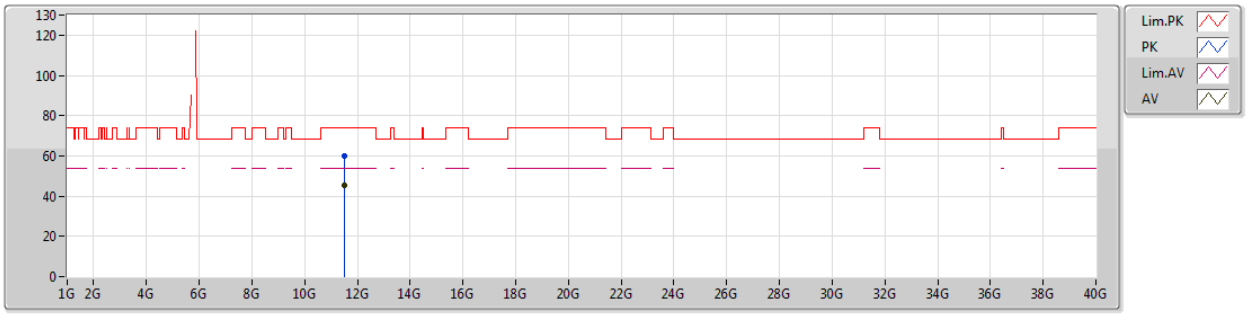

EUT Z_4TX
Setting 63
06-L-3
FSP

Type	Freq	Level	Limit	Margin	Factor	Dist	Condition	Azimuth	Height	Comments
	(Hz)	(dBuV/m)	(dBuV/m)	(dB)	(dB)	(m)		(°)	(m)	
PK	11.51248G	59.77	74.00	-14.23	18.24	3	Vertical	337	1.46	-
AV	11.5065G	45.57	54.00	-8.43	18.24	3	Vertical	337	1.46	-

802.11ac VHT40-BF_Nss1,(MCS0)_4TX

5755MHz_TX

27/10/2018

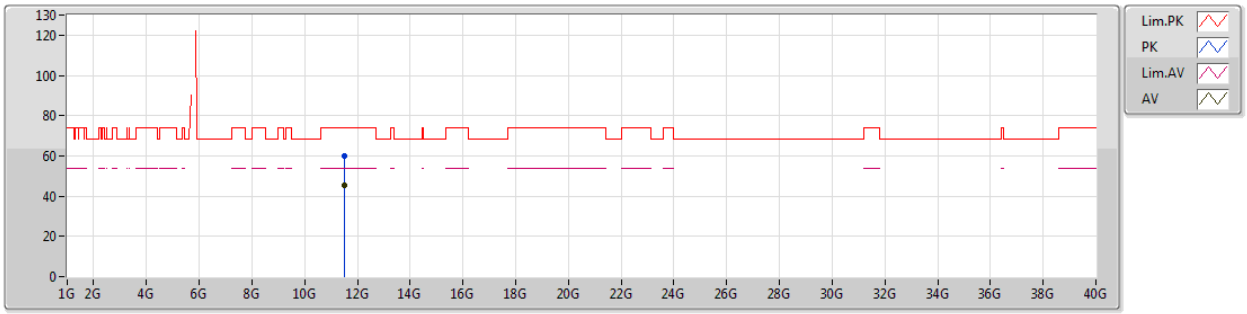

EUT Z_4TX
Setting 63
06-L-3
FSP

Type	Freq	Level	Limit	Margin	Factor	Dist	Condition	Azimuth	Height	Comments
	(Hz)	(dBuV/m)	(dBuV/m)	(dB)	(dB)	(m)		(°)	(m)	
PK	11.51134G	59.76	74.00	-14.24	18.24	3	Horizontal	70	2.39	-
AV	11.51018G	45.53	54.00	-8.47	18.24	3	Horizontal	70	2.39	-

802.11ac VHT40-BF_Nss1,(MCS0)_4TX

5795MHz_TX

27/10/2018

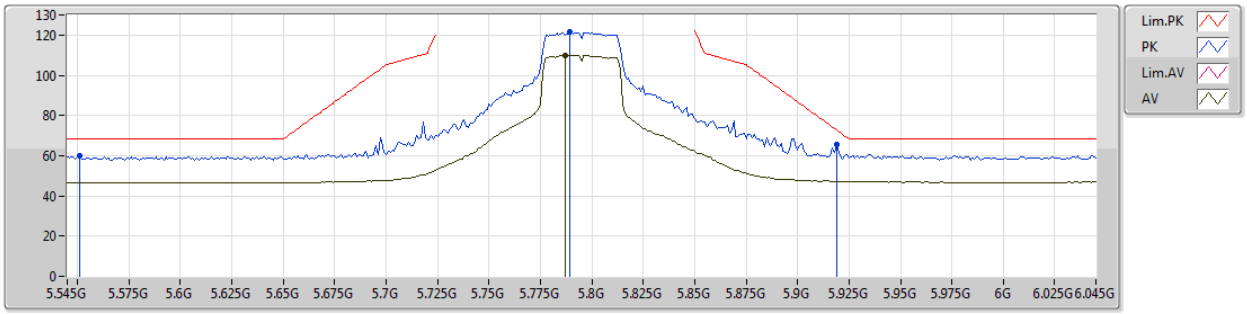

EUT Z_4TX
Setting 63
06-L-3-10
FSP

Type	Freq	Level	Limit	Margin	Factor	Dist	Condition	Azimuth	Height	Comments
	(Hz)	(dBuV/m)	(dBuV/m)	(dB)	(dB)	(m)		(°)	(m)	
PK	5.551G	60.05	68.20	-8.15	7.82	3	Vertical	17	1.39	-
PK	5.789G	121.38	Inf	-Inf	8.30	3	Vertical	17	1.39	-
AV	5.787G	109.98	Inf	-Inf	8.31	3	Vertical	17	1.39	-
PK	5.919G	65.30	72.64	-7.34	8.54	3	Vertical	17	1.39	-

802.11ac VHT40-BF_Nss1,(MCS0)_4TX

5795MHz_TX

27/10/2018

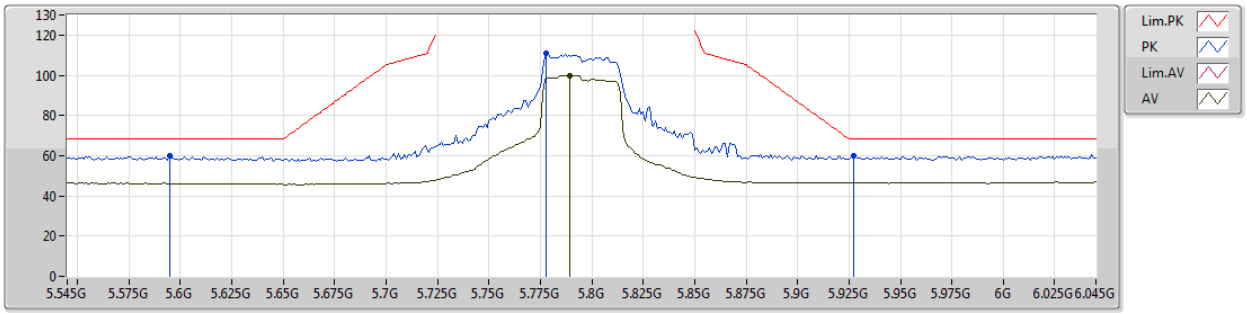

EUT Z_4TX
Setting 63
06-L-3-10
FSP

Type	Freq	Level	Limit	Margin	Factor	Dist	Condition	Azimuth	Height	Comments
	(Hz)	(dBuV/m)	(dBuV/m)	(dB)	(dB)	(m)		(°)	(m)	
PK	5.595G	59.82	68.20	-8.38	7.88	3	Horizontal	316	1.05	-
PK	5.778G	110.93	Inf	-Inf	8.28	3	Horizontal	316	1.05	-
AV	5.789G	99.91	Inf	-Inf	8.30	3	Horizontal	316	1.05	-
PK	5.927G	59.72	68.20	-8.48	8.55	3	Horizontal	316	1.05	-

802.11ac VHT40-BF_Nss1,(MCS0)_4TX

5795MHz_TX

27/10/2018

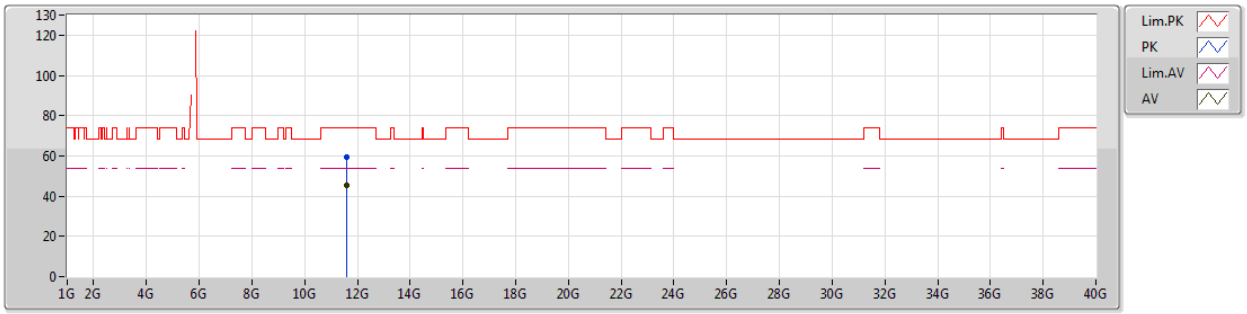

EUT Z_4TX
Setting 63
06-L-3
FSP

Type	Freq	Level	Limit	Margin	Factor	Dist	Condition	Azimuth	Height	Comments
	(Hz)	(dBuV/m)	(dBuV/m)	(dB)	(dB)	(m)		(°)	(m)	
PK	11.5869G	59.23	74.00	-14.77	18.17	3	Vertical	297	2.09	-
AV	11.5909G	45.28	54.00	-8.72	18.16	3	Vertical	297	2.09	-

802.11ac VHT40-BF_Nss1,(MCS0)_4TX

5795MHz_TX

27/10/2018

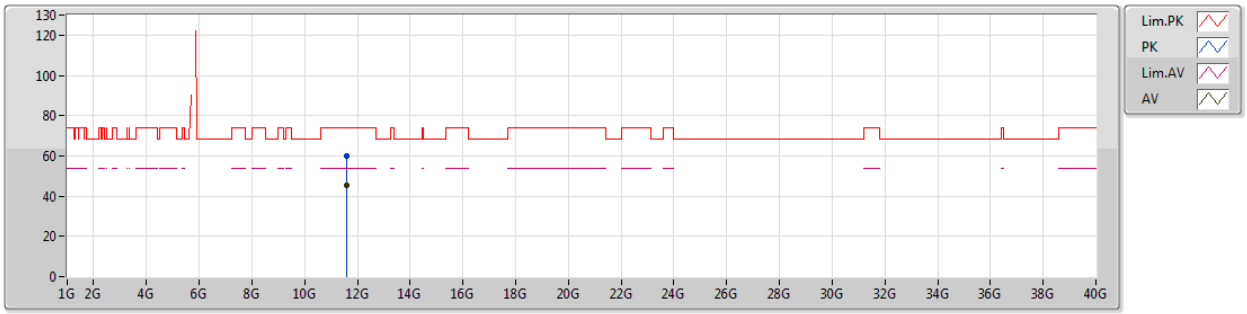

EUT Z_4TX
Setting 63
06-L-3
FSP

Type	Freq	Level	Limit	Margin	Factor	Dist	Condition	Azimuth	Height	Comments
	(Hz)	(dBuV/m)	(dBuV/m)	(dB)	(dB)	(m)		(°)	(m)	
PK	11.59022G	59.99	74.00	-14.01	18.16	3	Horizontal	40	1.80	-
AV	11.59368G	45.24	54.00	-8.76	18.15	3	Horizontal	40	1.80	-

802.11ac VHT80-BF_Nss1,(MCS0)_4TX

5210MHz_TX

27/10/2018

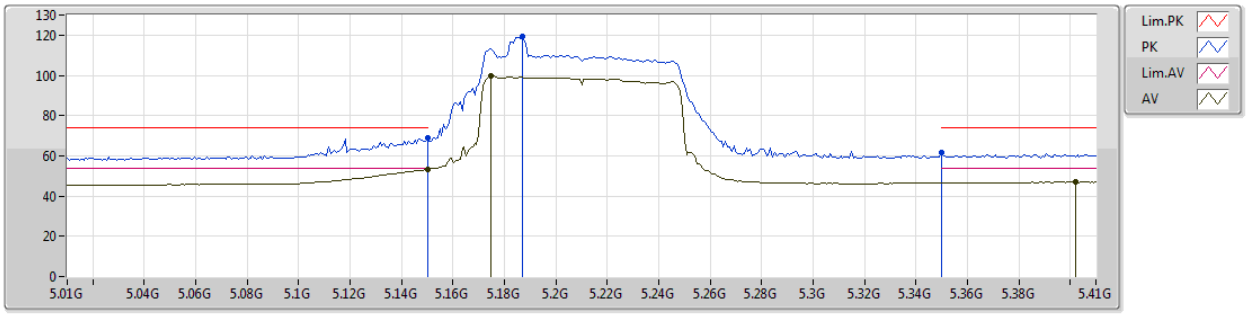

EUT Z_4TX
Setting 47
06-L-3-10
FSP

Type	Freq	Level	Limit	Margin	Factor	Dist	Condition	Azimuth	Height	Comments
	(Hz)	(dBuV/m)	(dBuV/m)	(dB)	(dB)	(m)		(°)	(m)	
PK	5.15G	68.76	74.00	-5.24	7.21	3	Vertical	257	1.72	-
AV	5.15G	53.29	54.00	-0.71	7.21	3	Vertical	257	1.72	-
PK	5.1868G	119.28	Inf	-Inf	7.29	3	Vertical	257	1.72	-
AV	5.1748G	99.52	Inf	-Inf	7.26	3	Vertical	257	1.72	-
PK	5.35G	61.50	74.00	-12.50	7.55	3	Vertical	257	1.72	-
AV	5.402G	47.05	54.00	-6.95	7.63	3	Vertical	257	1.72	-

802.11ac VHT80-BF_Nss1,(MCS0)_4TX

5210MHz_TX

27/10/2018

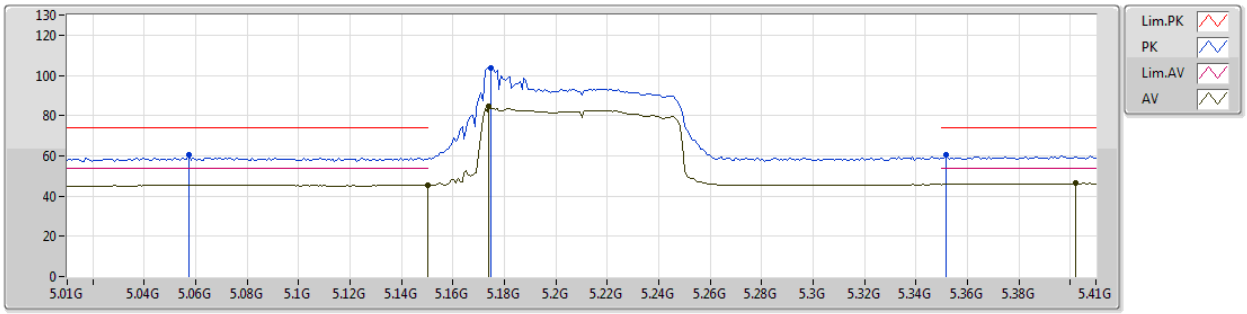

EUT Z_4TX
Setting 47
06-L-3-10
FSP

Type	Freq	Level	Limit	Margin	Factor	Dist	Condition	Azimuth	Height	Comments
	(Hz)	(dBuV/m)	(dBuV/m)	(dB)	(dB)	(m)		(°)	(m)	
PK	5.0572G	60.47	74.00	-13.53	7.05	3	Horizontal	321	1.17	-
AV	5.15G	45.51	54.00	-8.49	7.21	3	Horizontal	321	1.17	-
PK	5.1748G	103.74	Inf	-Inf	7.26	3	Horizontal	321	1.17	-
AV	5.174G	84.64	Inf	-Inf	7.26	3	Horizontal	321	1.17	-
PK	5.3516G	60.30	74.00	-13.70	7.55	3	Horizontal	321	1.17	-
AV	5.402G	46.31	54.00	-7.69	7.63	3	Horizontal	321	1.17	-

802.11ac VHT80-BF_Nss1,(MCS0)_4TX

5210MHz_TX

27/10/2018

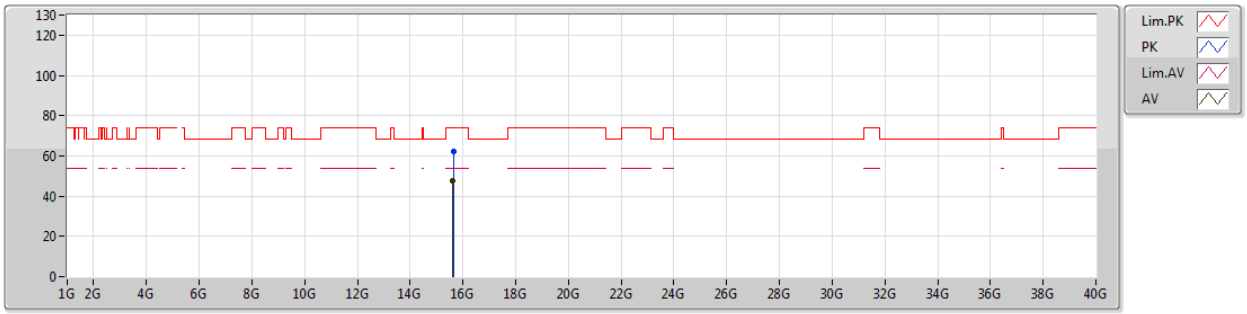

EUT Z_4TX
Setting 47
06-L-3
FSP

Type	Freq	Level	Limit	Margin	Factor	Dist	Condition	Azimuth	Height	Comments
	(Hz)	(dBuV/m)	(dBuV/m)	(dB)	(dB)	(m)		(°)	(m)	
PK	15.63198G	62.25	74.00	-11.75	17.45	3	Vertical	356	1.48	-
AV	15.62568G	47.88	54.00	-6.12	17.47	3	Vertical	356	1.48	-

802.11ac VHT80-BF_Nss1,(MCS0)_4TX

5210MHz_TX

27/10/2018

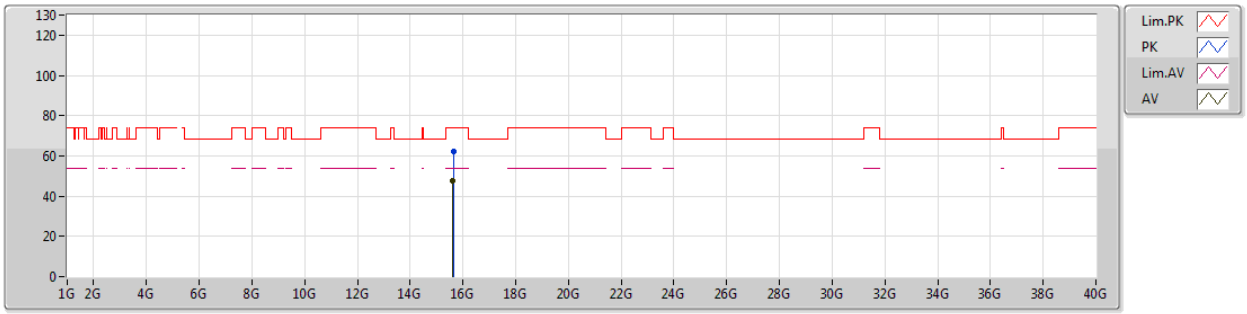

EUT Z_4TX
Setting 47
06-L-3
FSP

Type	Freq	Level	Limit	Margin	Factor	Dist	Condition	Azimuth	Height	Comments
	(Hz)	(dBuV/m)	(dBuV/m)	(dB)	(dB)	(m)		(°)	(m)	
PK	15.63442G	62.36	74.00	-11.64	17.44	3	Horizontal	62	2.27	-
AV	15.62818G	47.73	54.00	-6.27	17.46	3	Horizontal	62	2.27	-

802.11ac VHT80-BF_Nss1,(MCS0)_4TX

5775MHz_TX

27/10/2018

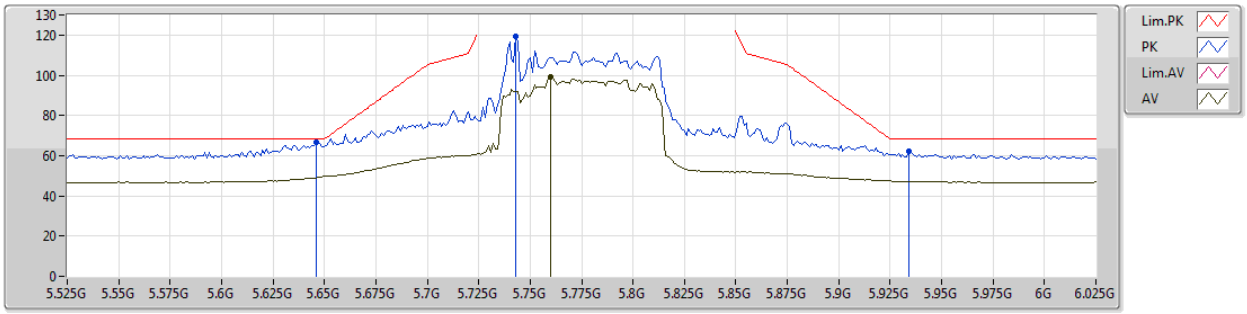

EUT Z_4TX
Setting 55
06-L-3-10
FSP

Type	Freq	Level	Limit	Margin	Factor	Dist	Condition	Azimuth	Height	Comments
	(Hz)	(dBuV/m)	(dBuV/m)	(dB)	(dB)	(m)		(°)	(m)	
PK	5.646G	66.80	68.20	-1.40	7.99	3	Vertical	8	1.56	-
PK	5.743G	119.15	Inf	-Inf	8.20	3	Vertical	8	1.56	-
AV	5.76G	99.03	Inf	-Inf	8.24	3	Vertical	8	1.56	-
PK	5.934G	62.30	68.20	-5.90	8.57	3	Vertical	8	1.56	-

802.11ac VHT80-BF_Nss1,(MCS0)_4TX

5775MHz_TX

27/10/2018

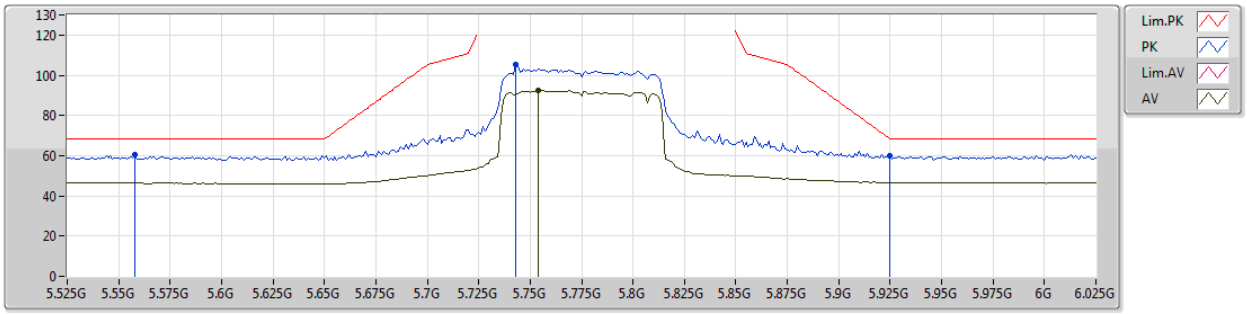

EUT Z_4TX
Setting 55
06-L-3-10
FSP

Type	Freq	Level	Limit	Margin	Factor	Dist	Condition	Azimuth	Height	Comments
	(Hz)	(dBuV/m)	(dBuV/m)	(dB)	(dB)	(m)		(°)	(m)	
PK	5.558G	60.50	68.20	-7.70	7.83	3	Horizontal	1	1.97	-
PK	5.743G	105.41	Inf	-Inf	8.20	3	Horizontal	1	1.97	-
AV	5.754G	92.33	Inf	-Inf	8.24	3	Horizontal	1	1.97	-
PK	5.925G	59.86	68.20	-8.34	8.55	3	Horizontal	1	1.97	-

802.11ac VHT80-BF_Nss1,(MCS0)_4TX

5775MHz_TX

27/10/2018

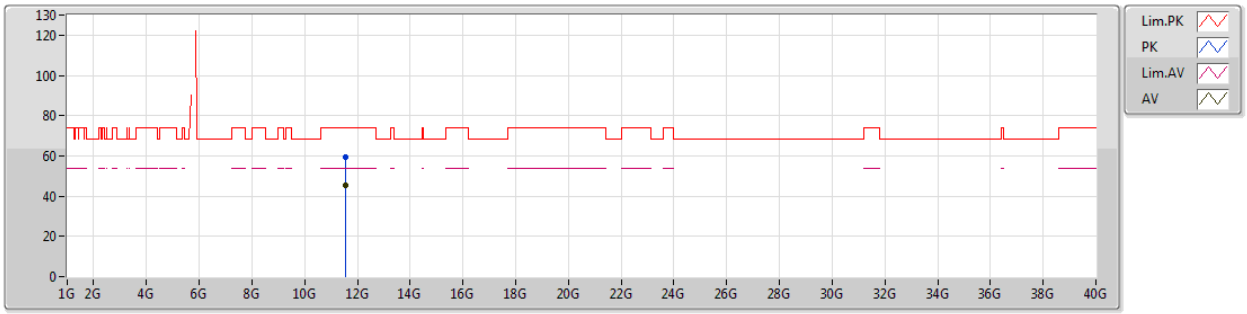

EUT Z_4TX
Setting 55
06-L-3
FSP

Type	Freq	Level	Limit	Margin	Factor	Dist	Condition	Azimuth	Height	Comments
	(Hz)	(dBuV/m)	(dBuV/m)	(dB)	(dB)	(m)		(°)	(m)	
PK	11.55284G	59.15	74.00	-14.85	18.19	3	Vertical	48	1.32	-
AV	11.55022G	45.34	54.00	-8.66	18.20	3	Vertical	48	1.32	-

802.11ac VHT80-BF_Nss1,(MCS0)_4TX

5775MHz_TX

27/10/2018

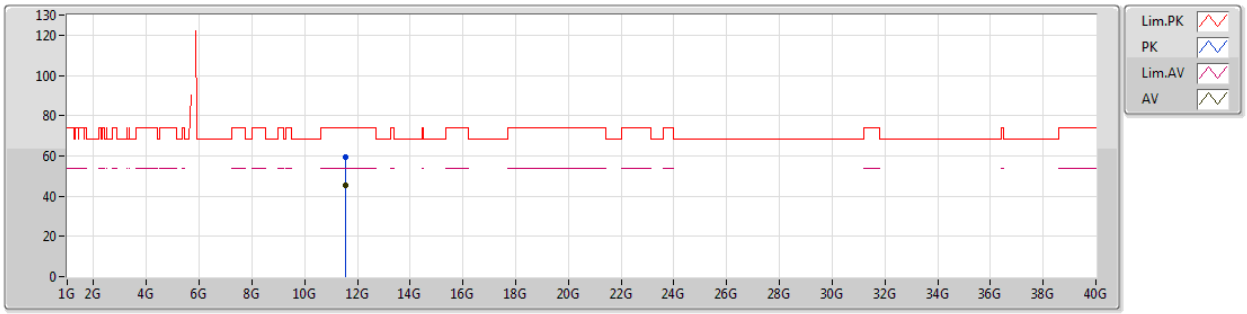

EUT Z_4TX
Setting 55
06-L-3
FSP

Type	Freq	Level	Limit	Margin	Factor	Dist	Condition	Azimuth	Height	Comments
	(Hz)	(dBuV/m)	(dBuV/m)	(dB)	(dB)	(m)		(°)	(m)	
PK	11.54842G	59.50	74.00	-14.50	18.20	3	Horizontal	132	1.91	-
AV	11.54924G	45.33	54.00	-8.67	18.20	3	Horizontal	132	1.91	-

RSE Co-location Result			
Operating Mode	1	**Polarization**	Horizontal
Operating Function	Normal Link		

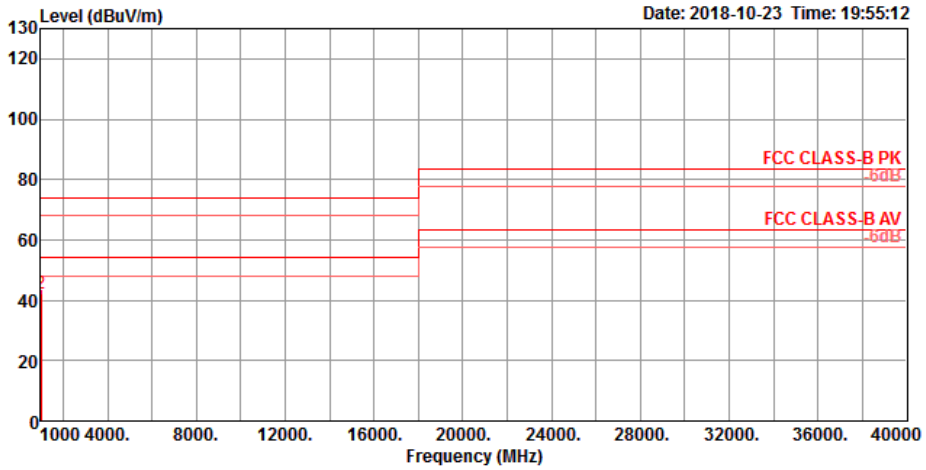

	Freq	Level	Limit Line	Over Limit	Read Level	Cable Loss	Antenna Factor	Preamp Factor	A/Pos	T/Pos	Remark	Pol/Phase
	MHz	dBuV/m	dBuV/m	dB	dBuV	dB	dB/m	dB	cm	deg		
1	1019.99	37.59	54.00	-16.41	45.21	3.09	23.46	34.17	100	243	Average	HORIZONTAL
2	1020.02	42.38	74.00	-31.62	50.00	3.09	23.46	34.17	100	243	Peak	HORIZONTAL

RSE Co-location Result			
Operating Mode	1	**Polarization**	Vertical
Operating Function	Normal Link		

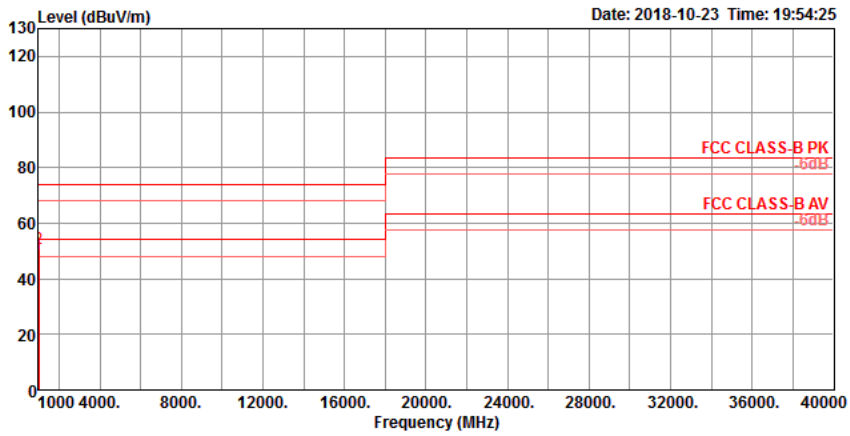

	Freq	Level	Limit Line	Over Limit	Read Level	Cable Loss	Antenna Factor	Preamp Factor	A/Pos	T/Pos	Remark	Pol/Phase
	MHz	dBuV/m	dBuV/m	dB	dBuV	dB	dB/m	dB	cm	deg		
1	1020.00	48.40	54.00	-5.60	56.02	3.09	23.46	34.17	147	2	Average	VERTICAL
2	1020.02	50.99	74.00	-23.01	58.61	3.09	23.46	34.17	147	2	Peak	VERTICAL