# FCC Test Report

| | | |
|---|---|---|
| Equipment | : | AC1350 Wireless Daul Band Router |
| Brand Name | : | TP-Link |
| Model No. | : | Archer C59 |
| FCC ID | : | TE7C59V3 |
| Standard | : | 47 CFR FCC Part 15.407 |
| Operating Band | : | 5150 MHz – 5250 MHz<br>5725 MHz – 5850 MHz |
| Applicant | : | TP-Link Technologies Co., Ltd.<br>Building 24 (floors 1,3,4,5) and 28 (floors1-4),Central Science and Technology Park,Nanshan<br>Shenzhen,518057 China |
| Manufacturer | : | TP-Link Technologies Co., Ltd.<br>Building 24 (floors 1,3,4,5) and 28 (floors1-4),Central Science and Technology Park,Nanshan<br>Shenzhen,518057 China |
| Function | : | ☐ Outdoor; ☒ Indoor; ☐ Fixed P2P<br>☐ Client |

The product sample received on Apr. 18, 2017 and completely tested on May 25, 2017. We, SPORTON, would like to declare that the tested sample has been evaluated in accordance with the procedures given in ANSI C63.10-2013 and shown compliance with the applicable technical standards.

The test results in this report apply exclusively to the tested model / sample. Without written approval of SPORTON INTERNATIONAL INC., the test report shall not be reproduced except in full.

Cliff Chang
SPORTON INTERNATIONAL INC.

# Table of Contents

**1 GENERAL DESCRIPTION ..... 5**

1.1 Information ..... 5
1.2 Testing Applied Standards ..... 7
1.3 Testing Location Information ..... 7
1.4 Measurement Uncertainty ..... 7

**2 TEST CONFIGURATION OF EUT ..... 8**

2.1 Test Channel Mode ..... 8
2.2 The Worst Case Measurement Configuration ..... 10
2.3 EUT Operation during Test ..... 11
2.4 Accessories ..... 12
2.5 Support Equipment ..... 12
2.6 Test Setup Diagram ..... 13

**3 TRANSMITTER TEST RESULT ..... 16**

3.1 AC Power-line Conducted Emissions ..... 16
3.2 Emission Bandwidth ..... 18
3.3 Maximum Conducted Output Power ..... 19
3.4 Peak Power Spectral Density ..... 21
3.5 Unwanted Emissions ..... 24
3.6 Frequency Stability ..... 28

**4 TEST EQUIPMENT AND CALIBRATION DATA ..... 29**

**APPENDIX A. TEST RESULTS OF AC POWER-LINE CONDUCTED EMISSIONS**

**APPENDIX B. TEST RESULTS OF EMISSION BANDWIDTH**

**APPENDIX C. TEST RESULTS OF MAXIMUM CONDUCTED OUTPUT POWER**

**APPENDIX D. TEST RESULTS OF PEAK POWER SPECTRAL DENSITY**

**APPENDIX E. TEST RESULTS OF UNWANTED EMISSIONS**

**APPENDIX F. TEST RESULTS OF FREQUENCY STABILITY**

**APPENDIX G. TEST RESULTS OF RADIATED EMISSION CO-LOCATION**

**APPENDIX H. TEST PHOTOS**

**PHOTOGRAPHS OF EUT V01**

# Summary of Test Result

| Conformance Test Specifications | | | |
|---|---|---|---|
| **Report Clause** | **Ref. Std. Clause** | **Description** | **Result** |
| 1.1.2 | 15.203 | Antenna Requirement | Complied |
| 3.1 | 15.207 | AC Power-line Conducted Emissions | Complied |
| 3.2 | 15.407(a) | Emission Bandwidth | Complied |
| 3.3 | 15.407(a) | Maximum Conducted Output Power | Complied |
| 3.4 | 15.407(a) | Peak Power Spectral Density | Complied |
| 3.5 | 15.407(b) | Unwanted Emissions | Complied |
| 3.6 | 15.407(g) | Frequency Stability | Complied |

# Revision History

| Report No. | Version | Description | Issued Date |
|---|---|---|---|
| FR651919-01AB | Rev. 01 | Initial issue of report | Jun. 07, 2017 |
| | | | |
| | | | |
| | | | |
| | | | |
| | | | |
| | | | |
| | | | |
| | | | |
| | | | |
| | | | |
| | | | |
| | | | |
| | | | |
| | | | |
| | | | |
| | | | |
| | | | |
| | | | |
| | | | |
| | | | |
| | | | |
| | | | |
| | | | |

# 1 General Description

## 1.1 Information

### 1.1.1 RF General Information

| Frequency Range (MHz) | IEEE Std. 802.11 | Ch. Frequency (MHz) | Channel Number |
|---|---|---|---|
| 5150-5250 | a, n (HT20), ac (VHT20) | 5180-5240 | 36-48 [4] |
| 5725-5850 | | 5745-5825 | 149-165 [5] |
| 5150-5250 | n (HT40), ac (VHT40) | 5190-5230 | 38-46 [2] |
| 5725-5850 | | 5755-5795 | 151-159 [2] |
| 5150-5250 | ac (VHT80) | 5210 | 42 [1] |
| 5725-5850 | | 5775 | 155 [1] |

| Band | Mode | BWch (MHz) | Nant |
|---|---|---|---|
| 5.15-5.25GHz | 802.11a | 20 | 2TX |
| 5.15-5.25GHz | 802.11n HT20 | 20 | 2TX |
| 5.15-5.25GHz | 802.11n HT20-BF | 20 | 2TX |
| 5.15-5.25GHz | 802.11ac VHT20 | 20 | 2TX |
| 5.15-5.25GHz | 802.11ac VHT20-BF | 20 | 2TX |
| 5.15-5.25GHz | 802.11n HT40 | 40 | 2TX |
| 5.15-5.25GHz | 802.11n HT40-BF | 40 | 2TX |
| 5.15-5.25GHz | 802.11ac VHT40 | 40 | 2TX |
| 5.15-5.25GHz | 802.11ac VHT40-BF | 40 | 2TX |
| 5.15-5.25GHz | 802.11ac VHT80 | 80 | 2TX |
| 5.15-5.25GHz | 802.11ac VHT80-BF | 80 | 2TX |
| 5.725-5.85GHz | 802.11a | 20 | 2TX |
| 5.725-5.85GHz | 802.11n HT20 | 20 | 2TX |
| 5.725-5.85GHz | 802.11n HT20-BF | 20 | 2TX |
| 5.725-5.85GHz | 802.11ac VHT20 | 20 | 2TX |
| 5.725-5.85GHz | 802.11ac VHT20-BF | 20 | 2TX |
| 5.725-5.85GHz | 802.11n HT40 | 40 | 2TX |
| 5.725-5.85GHz | 802.11n HT40-BF | 40 | 2TX |
| 5.725-5.85GHz | 802.11ac VHT40 | 40 | 2TX |
| 5.725-5.85GHz | 802.11ac VHT40-BF | 40 | 2TX |
| 5.725-5.85GHz | 802.11ac VHT80 | 80 | 2TX |
| 5.725-5.85GHz | 802.11ac VHT80-BF | 80 | 2TX |

Note:
- 11a, HT20 and HT40 use a combination of OFDM-BPSK, QPSK, 16QAM, 64QAM modulation.
- VHT20, VHT40, VHT80 use a combination of OFDM-BPSK, QPSK, 16QAM, 64QAM, 256QAM modulation.
- BWch is the nominal channel bandwidth.
- Nss-Min is the minimum number of spatial streams.
- Nant is the number of outputs. e.g., 2(2,3) means have 2 outputs for port 2 and port 3. 2 means have 2 outputs for port 1 and port 2.

### 1.1.2 Antenna Information

| Ant. | Port | Brand | Model Name | Antenna Type | Connector | Gain (dBi) | |
|---|---|---|---|---|---|---|---|
| | | | | | | 2.4GHz | 5GHz |
| 1 | 1 | TP-Link | 3101500863 | Omni-Directional | I-PEX | 2.70 | 3.87 |
| 2 | 2 | TP-Link | 3101500863 | Omni-Directional | I-PEX | 2.70 | 3.87 |
| 3 | 3 | TP-Link | 3101500862 | Omni-Directional | I-PEX | 3.27 | - |

Note: The EUT has three antennas.

**<For 2.4GHz Band>**

**For IEEE 802.11b/g/n mode (3TX/3RX)**

Port 1, Port 2 and Port 3 can be used as transmitting/receiving antenna.

Port 1, Port 2 and Port 3 could transmit/receive simultaneously.

**<For 5GHz Band>**

**For IEEE 802.11a/n/ac mode (2TX/2RX)**

Port 1 and Port 2 can be used as transmitting/receiving antenna.

Port 1 and Port 2 could transmit/receive simultaneously.

### 1.1.3 Mode Test Duty Cycle

| Mode | DC | DCF(dB) |
|---|---|---|
| 802.11a | 0.972 | 0.123 |
| 802.11ac VHT20 | 0.987 | 0.057 |
| 802.11ac VHT20-BF | 0.903 | 0.443 |
| 802.11ac VHT40 | 0.975 | 0.11 |
| 802.11ac VHT40-BF | 0.913 | 0.395 |
| 802.11ac VHT80 | 0.946 | 0.241 |
| 802.11ac VHT80-BF | 0.879 | 0.56 |

### 1.1.4 EUT Operational Condition

| | | | | |
|---|---|---|---|---|
| **EUT Power Type** | From Power Adapter | | | |
| **Beamforming Function** | ☒ | With beamforming for 802.11ac in 5GHz | ☐ | Without beamforming |

## 1.2 Testing Applied Standards

According to the specifications of the manufacturer, the EUT must comply with the requirements of the following standards:

- 47 CFR FCC Part 15
- ANSI C63.10-2013
- FCC KDB 789033 D02 v01r04
- FCC KDB 644545 D03 v01
- FCC KDB 662911 D01 v02r01

## 1.3 Testing Location Information

| Testing Location | | | | | | | |
|---|---|---|---|---|---|---|---|
| ☐ | HWA YA | ADD | : | No. 52, Hwa Ya 1st Rd., Kwei-Shan Hsiang, Tao Yuan Hsien, Taiwan, R.O.C. | | | |
| | | TEL | : | 886-3-327-3456 | FAX | : | 886-3-318-0055 |
| ☒ | JHUBEI | ADD | : | No.8, Lane 724, Bo-ai St., Jhubei City, HsinChu County 302, Taiwan, R.O.C. | | | |
| | | TEL | : | 886-3-656-9065 | FAX | : | 886-3-656-9085 |

| Test Condition | Test Site No. | Test Engineer | Test Environment | Test Date |
|---|---|---|---|---|
| RF Conducted | TH01-CB | Brian Sun | 22°C / 54% | May 19, 2017 |
| Radiated | 03CH01-CB | Zero Chen / Mason Chen | 22°C / 54% | May 15, 2017~ May 24, 2017 |
| AC Conduction | CO02-CB | Wei Li | 23°C / 56% | May 25, 2017 |

Test site Designation No. TW0006 with FCC
Test site registered number IC 4086D with Industry Canada.

## 1.4 Measurement Uncertainty

ISO/IEC 17025 requires that an estimate of the measurement uncertainties associated with the emissions test results be included in the report. The measurement uncertainties given below are based on a 95% confidence level (based on a coverage factor (k=2)

| Test Items | Uncertainty | Remark |
|---|---|---|
| Conducted Emission (150kHz ~ 30MHz) | 3.2 dB | Confidence levels of 95% |
| Radiated Emission (30MHz ~ 1,000MHz) | 3.6 dB | Confidence levels of 95% |
| Radiated Emission (1GHz ~ 18GHz) | 3.7 dB | Confidence levels of 95% |
| Radiated Emission (18GHz ~ 40GHz) | 3.5 dB | Confidence levels of 95% |
| Conducted Emission | 1.7 dB | Confidence levels of 95% |
| Output Power Measurement | 1.33 dB | Confidence levels of 95% |
| Power Density Measurement | 1.27 dB | Confidence levels of 95% |
| Bandwidth Measurement | $9.74 \times 10^{-8}$ | Confidence levels of 95% |
| Frequency Stability | $6.06 \times 10^{-8}$ | Confidence levels of 95% |

# 2 Test Configuration of EUT

## 2.1 Test Channel Mode

| Mode | Power Setting |
|---|---|
| 802.11a_(6Mbps)_2TX | - |
| 5180MHz | 18 |
| 5200MHz | 18.5 |
| 5240MHz | 19.5 |
| 5745MHz | 23 |
| 5785MHz | 23 |
| 5825MHz | 23 |
| 802.11ac VHT20_Nss1,(MCS0)_2TX | - |
| 5180MHz | 19 |
| 5200MHz | 19 |
| 5240MHz | 20 |
| 5745MHz | 23 |
| 5785MHz | 23 |
| 5825MHz | 23 |
| 802.11ac VHT40_Nss1,(MCS0)_2TX | - |
| 5190MHz | 13 |
| 5230MHz | 21 |
| 5755MHz | 23 |
| 5795MHz | 23 |
| 802.11ac VHT80_Nss1,(MCS0)_2TX | - |
| 5210MHz | 12.5 |
| 5775MHz | 20 |
| 802.11ac VHT20-BF_Nss1,(MCS0)_2TX | - |
| 5180MHz | 18 |
| 5200MHz | 19 |
| 5240MHz | 20 |
| 5745MHz | 26 |
| 5785MHz | 26 |
| 5825MHz | 26 |
| 802.11ac VHT40-BF_Nss1,(MCS0)_2TX | - |
| 5190MHz | 13 |
| 5230MHz | 21 |
| 5755MHz | 26 |
| 5795MHz | 26 |
| 802.11ac VHT80-BF_Nss1,(MCS0)_2TX | - |
| 5210MHz | 13 |
| 5775MHz | 21 |

Note:

- VHT20/VHT40 covers HT20/HT40, due to same modulation. The power setting for 802.11n HT20 and HT40 are the same or lower than 802.11ac VHT20 and VHT40.
- There are two modes of EUT, one is beamforming mode, and the other is non-beamforming mode for 802.11n/ac in 5GHz, Beamforming mode and non-beamforming mode has been test and record in this test report.

## 2.2 The Worst Case Measurement Configuration

| The Worst Case Mode for Following Conformance Tests | |
|---|---|
| **Tests Item** | AC power-line conducted emissions |
| **Condition** | AC power-line conducted measurement for line and neutral |
| **Operating Mode** | CTX |
| 1 | WLAN 2.4GHz |
| 2 | WLAN 5GHz |
| For operating mode 2 is the worst case and it was record in this test report. | |

| The Worst Case Mode for Following Conformance Tests | |
|---|---|
| **Tests Item** | Emission Bandwidth<br>Maximum Conducted Output Power<br>Peak Power Spectral Density<br>Frequency Stability<br>Unwanted Emissions |
| **Test Condition** | Conducted measurement at transmit chains |

| The Worst Case Mode for Following Conformance Tests | |
|---|---|
| **Tests Item** | Emissions in Restricted Frequency Bands |
| **Test Condition** | Radiated measurement<br>If EUT consist of multiple antenna assembly (multiple antenna are used in EUT regardless of spatial multiplexing MIMO configuration), the radiated test should be performed with highest antenna gain of each antenna type. |
| **Operating Mode < 1GHz** | CTX |
| Y-axis generated the worst result for Radiated Emissions test <Above 1GHz>, thus the measurement will follow this same test configuration. | |
| 1 | WLAN 2.4GHz_EUT at Y-axis |
| 2 | WLAN 5GHz_EUT at Y-axis |
| For operating mode 1 is the worst case and it was record in this test report. | |
| **Operating Mode > 1GHz** | CTX |
| The EUT can be placed in Y-axis and Z-axis. After evaluating, Y-axis was the worst case, so it's recorded in this report. | |
| 1 | 5G WLAN_EUT at Y-axis |

| The Worst Case Mode for Following Conformance Tests | |
|---|---|
| **Tests Item** | Simultaneous Transmission Analysis - Radiated Emission Co-location |
| **Test Condition** | Radiated measurement |
| **Operating Mode** | Normal Link |
| The EUT can be placed in Y-axis and Z-axis. After evaluating, Y-axis was the worst case, so it's recorded in this report. | |
| 1 | WLAN 2.4GHz + WLAN 5GHz_EUT at Y-axis |
| Refer to Appendix G for Radiated Emission Co-location. | |

| The Worst Case Mode for Following Conformance Tests | |
|---|---|
| **Tests Item** | Simultaneous Transmission Analysis - Co-location RF Exposure Evaluation |
| **Operating Mode** | CTX |
| 1 | WLAN 2.4GHz + WLAN 5GHz |
| Refer to Sporton Test Report No.: FA651919-01 for Co-location RF Exposure Evaluation. | |

## 2.3 EUT Operation during Test

non-beamforming mode:

The EUT was programmed to be in continuously transmitting mode.

beamforming mode:

For Conducted Mode:

The EUT was programmed to be in continuously transmitting mode.

For Radiated Mode:

During the test, the following programs under WIN XP were executed.
The program was executed as follows:
1. During the test, the EUT operation to normal function.
2. Executed command fixed test channel under DOS.
3. Executed "Lantest.exe" to link with the remote workstation to transmit and receive packet by Device and transmit duty cycle no less 98%.

## 2.4 Accessories

| Accessories | | | | |
|---|---|---|---|---|
| No. | Equipment Name | Brand Name | Model Name | Rating |
| 1 | Adapter | TP-LINK | T120100-2B1 | INPUT: 100-240V ~50/60Hz 0.3A<br>OUTPUT: 12V, 1A |

## 2.5 Support Equipment

**For Test Site No: CO01-CB**

| Support Equipment | | | | |
|---|---|---|---|---|
| No. | Equipment | Brand Name | Model Name | FCC ID |
| 1 | NB | DELL | E6430 | DoC |

**For Test Site No: 03CH01-CB (Below 1GHz)**

| Support Equipment | | | | |
|---|---|---|---|---|
| No. | Equipment | Brand Name | Model Name | FCC ID |
| 1 | NB | DELL | E4300 | DoC |

**<For Non-Beamforming Mode>**
**For Test Site No: 03CH01-CB (Above 1GHz)**

| Support Equipment | | | | |
|---|---|---|---|---|
| No. | Equipment | Brand Name | Model Name | FCC ID |
| 1 | NB | DELL | E4300 | DoC |

**<For Beamforming Mode>**
**For Test Site No: 03CH01-CB (Above 1GHz)**

| Support Equipment | | | | |
|---|---|---|---|---|
| No. | Equipment | Brand Name | Model Name | FCC ID |
| 1 | NB | DELL | E4300 | DoC |
| 2 | NB | DELL | E4300 | DoC |
| 3 | Device | TP-Link | Archer C59 | TE7C59V3 |

**For Test Site No: TH01-CB**

| Support Equipment | | | | |
|---|---|---|---|---|
| No. | Equipment | Brand Name | Model Name | FCC ID |
| 1 | NB | DELL | E4300 | DoC |

## 2.6 Test Setup Diagram

**Test Setup Diagram – AC Line Conducted Emission Test**

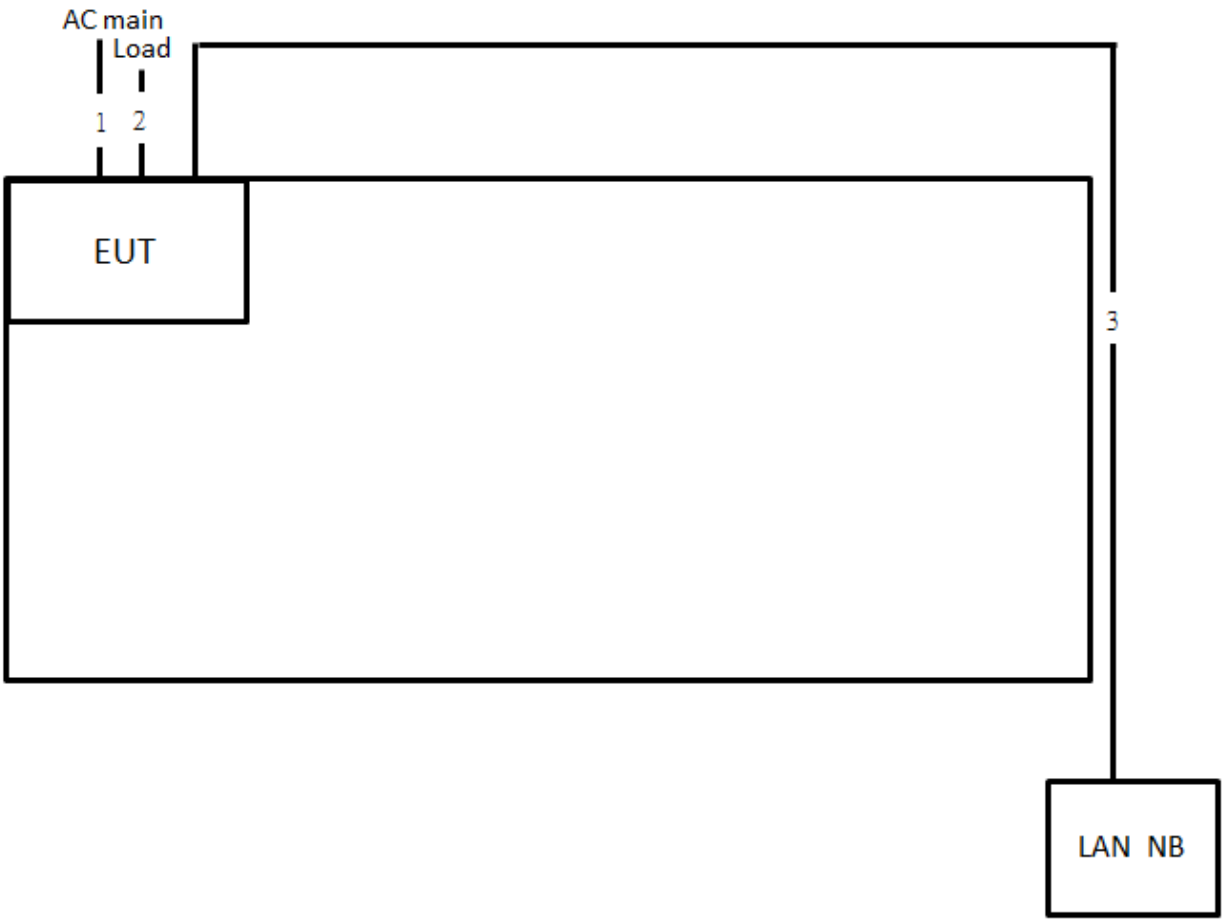


| Item | Connection | Shielded | Length |
|---|---|---|---|
| 1 | Power cable | No | 1.5m |
| 2 | RJ-45 cable*4 | No | 1.5m |
| 3 | RJ-45 cable | No | 10m |

**Test Setup Diagram - Radiated Test /**
**(Below 1GHz) and Non-Beamforming Mode (Above 1GHz)**

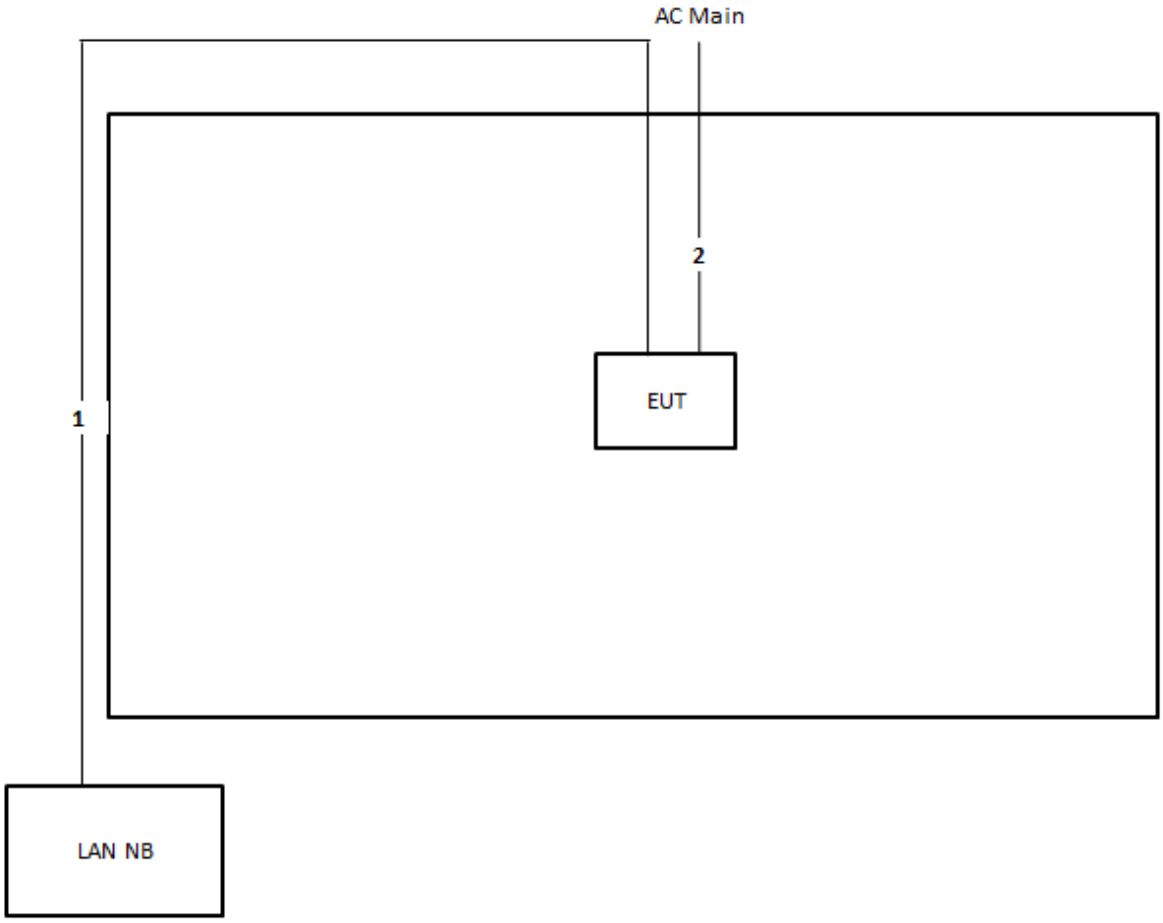


| Item | Connection | Shielded | Length |
|---|---|---|---|
| 1 | RJ-45 cable | No | 10m |
| 2 | Power cable | No | 1.5m |

**Test Setup Diagram - Radiated Test / Beamforming Mode (Above 1GHz)**

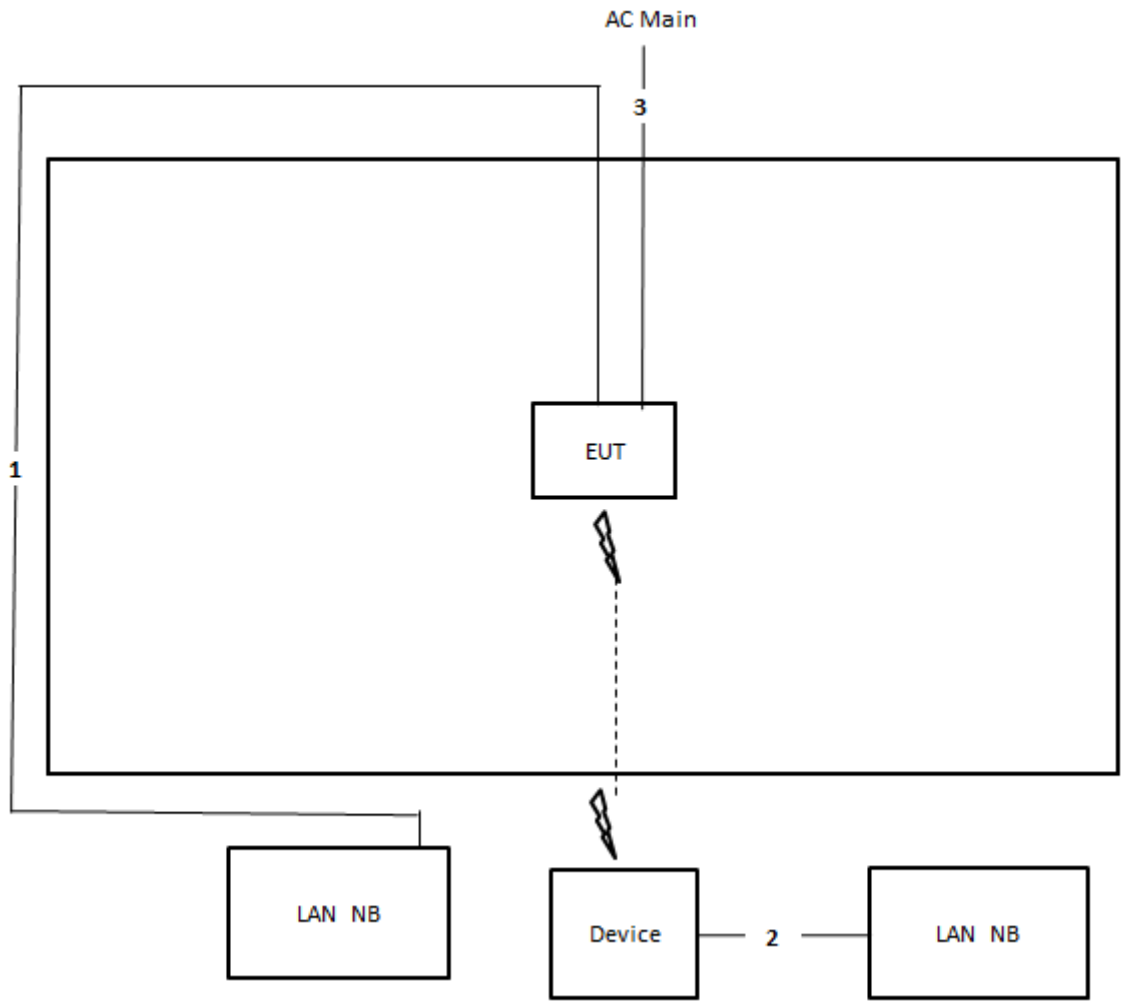


| Item | Connection | Shielded | Length |
|---|---|---|---|
| 1 | RJ-45 cable | No | 10m |
| 2 | RJ-45 cable | No | 2m |
| 3 | Power cable | No | 1.5m |

# 3 Transmitter Test Result

## 3.1 AC Power-line Conducted Emissions

### 3.1.1 AC Power-line Conducted Emissions Limit

| AC Power-line Conducted Emissions Limit | | |
|---|---|---|
| **Frequency Emission (MHz)** | **Quasi-Peak** | **Average** |
| 0.15-0.5 | 66 - 56 * | 56 - 46 * |
| 0.5-5 | 56 | 46 |
| 5-30 | 60 | 50 |
| Note 1: * Decreases with the logarithm of the frequency. | | |

### 3.1.2 Measuring Instruments

Refer a test equipment and calibration data table in this test report.

### 3.1.3 Test Procedures

| Test Method |
|---|
| ☒ Refer as ANSI C63.10-2013, clause 6.2 for AC power-line conducted emissions. |

### 3.1.4 Test Setup

**AC Power-line Conducted Emissions**

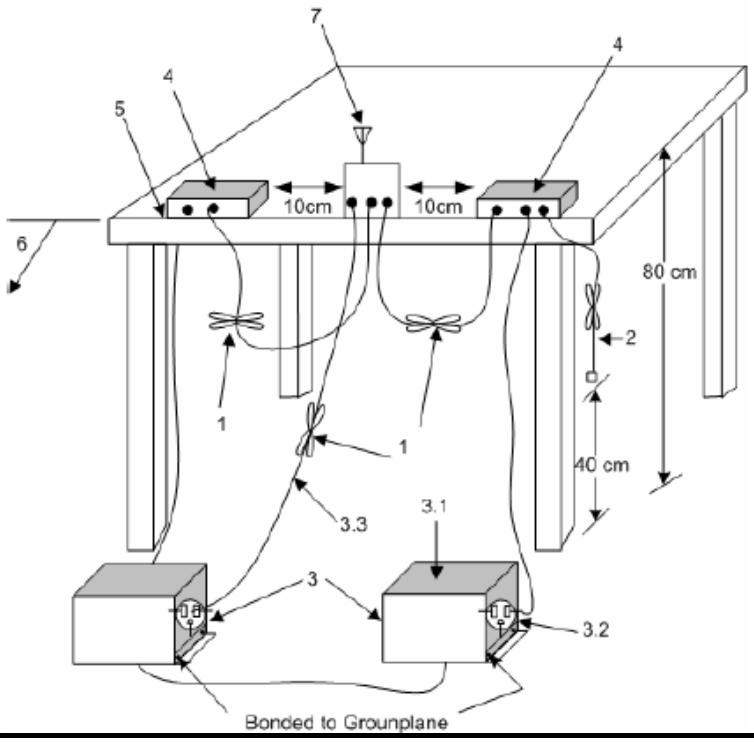

### 3.1.5 Test Result of AC Power-line Conducted Emissions

Refer as Appendix A

## 3.2 Emission Bandwidth

### 3.2.1 Emission Bandwidth Limit

| Emission Bandwidth Limit | |
|---|---|
| **UNII Devices** | |
| ☒ | For the 5.15-5.25 GHz band, N/A |
| ☐ | For the 5.25-5.35 GHz band, the maximum conducted output power shall not exceed the lesser of 250 mW or 11 dBm + 10 log B, where B is the 26 dB emission bandwidth in MHz. |
| ☐ | For the 5.47-5.725 GHz band, the maximum conducted output power shall not exceed the lesser of 250 mW or 11 dBm + 10 log B, where B is the 26 dB emission bandwidth in MHz. |
| ☒ | For the 5.725-5.85 GHz band, 6 dB emission bandwidth ≥ 500kHz. |
| **LE-LAN Devices** | |
| ☐ | For the band 5.15-5.25 GHz, the maximum e.i.r.p. shall not exceed 200 mW or 10 + 10 log B, dBm, whichever power is less. B is the 99% emission bandwidth in MHz. |
| ☐ | For the 5.25-5.35 GHz band, the maximum e.i.r.p. shall not exceed 1.0 W or 17 + 10 log B, dBm, whichever power is less. B is the 99% emission bandwidth in MHz |
| ☐ | For the 5.47-5.6 GHz band and 5.65-5.725 GHz band, the maximum e.i.r.p. shall not exceed 1.0 W or 17 + 10 log B, dBm, whichever power is less. B is the 99% emission bandwidth in MHz |
| ☐ | For the 5.725-5.85 GHz band, 6 dB emission bandwidth ≥ 500kHz. |

### 3.2.2 Measuring Instruments

Refer a test equipment and calibration data table in this test report.

### 3.2.3 Test Procedures

| Test Method | | |
|---|---|---|
| ▪ | For the emission bandwidth shall be measured using one of the options below: | |
| | ☒ | Refer as FCC KDB 789033, clause C for EBW and clause D for OBW measurement. |
| | ☐ | Refer as ANSI C63.10, clause 6.9.1 for occupied bandwidth testing. |
| | ☒ | Refer as IC RSS-Gen, clause 4.6 for bandwidth testing. |

### 3.2.4 Test Setup

**Emission Bandwidth**




### 3.2.5 Test Result of Emission Bandwidth

Refer as Appendix B

## 3.3 Maximum Conducted Output Power

### 3.3.1 Maximum Conducted Output Power Limit

| Maximum Conducted Output Power Limit | |
|---|---|
| **UNII Devices** | |
| ☒ | For the 5.15-5.25 GHz band: |
| | ▪ Outdoor AP: the maximum conducted output power ($P_{Out}$) shall not exceed the lesser of 1 W. If $G_{TX}$ > 6 dBi, then $P_{Out}$ = 30 – ($G_{TX}$ – 6). e.i.r.p. at any elevation angle above 30 degrees ≤ 125mW [21dBm] |
| | ▪ Indoor AP: the maximum conducted output power ($P_{Out}$) shall not exceed the lesser of 1 W. If $G_{TX}$ > 6 dBi, then $P_{Out}$ = 30 – ($G_{TX}$ – 6) |
| | ▪ Point-to-point AP: the maximum conducted output power ($P_{Out}$) shall not exceed the lesser of 1 W If $G_{TX}$ > 23 dBi, then $P_{Out}$ = 30 – ($G_{TX}$ – 23). |
| | ▪ Mobile or Portable Client: the maximum conducted output power ($P_{Out}$) shall not exceed the lesser of 250 mW. If $G_{TX}$ > 6 dBi, then $P_{Out}$ = 24 – ($G_{TX}$ – 6). |
| ☐ | For the 5.25-5.35 GHz band, the maximum conducted output power ($P_{Out}$) shall not exceed the lesser of 250 mW or 11 dBm + 10 log B, where B is the 26 dB emission bandwidth in MHz. If $G_{TX}$ > 6 dBi, then $P_{Out}$ = 24 – ($G_{TX}$ – 6). |
| ☐ | For the 5.47-5.725 GHz band, the maximum conducted output power ($P_{Out}$) shall not exceed the lesser of 250 mW or 11 dBm + 10 log B, where B is the 26 dB emission bandwidth in MHz. If $G_{TX}$ > 6 dBi, then $P_{Out}$ = 24 – ($G_{TX}$ – 6). |
| ☒ | For the 5.725-5.85 GHz band: |
| | ▪ Point-to-multipoint systems (P2M): the maximum conducted output power ($P_{Out}$) shall not exceed the lesser of 1 W. If $G_{TX}$ > 6 dBi, then $P_{Out}$ = 30 – ($G_{TX}$ – 6). |
| | ▪ Point-to-point systems (P2P): the maximum conducted output power ($P_{Out}$) shall not exceed the lesser of 1 W. |
| **LE-LAN Devices** | |
| ☐ | For the 5.15-5.25 GHz band, the maximum e.i.r.p. shall not exceed 200 mW or 10 + 10 log B, dBm, whichever power is less. B is the 99% emission bandwidth in MHz. |
| ☐ | For the 5.25-5.35 GHz band, the maximum e.i.r.p. shall not exceed 1.0 W or 17 + 10 log B, dBm, whichever power is less. B is the 99% emission bandwidth in MHz |
| ☐ | For the 5.47-5.6 GHz band and 5.65-5.725 GHz band, the maximum e.i.r.p. shall not exceed 1.0 W or 17 + 10 log B, dBm, whichever power is less. B is the 99% emission bandwidth in MHz |
| ☐ | For the 5.725-5.85 GHz band: |
| | ▪ Point-to-multipoint systems (P2M): the maximum conducted output power ($P_{Out}$) shall not exceed the lesser of 1 W. If $G_{TX}$ > 6 dBi, then $P_{Out}$ = 30 – ($G_{TX}$ – 6). |
| | ▪ Point-to-point systems (P2P): the maximum conducted output power ($P_{Out}$) shall not exceed the lesser of 1 W. |
| **$P_{Out}$** = maximum conducted output power in dBm,<br>**$G_{TX}$** = the maximum transmitting antenna directional gain in dBi. | |

### 3.3.2 Measuring Instruments

Refer a test equipment and calibration data table in this test report.

### 3.3.3 Test Procedures

| Test Method | |
|---|---|
| ▪ Maximum Conducted Output Power | |
| | Average over on/off periods with duty factor |
| | ☒ Refer as FCC KDB 789033, clause E Method SA-2 (spectral trace averaging). |
| | ☐ Refer as FCC KDB 789033, clause E Method SA-2 Alt. (RMS detection with slow sweep speed) |
| | Wideband RF power meter and average over on/off periods with duty factor |
| | ☒ Refer as FCC KDB 789033, clause E Method PM-G (using an RF average power meter). |
| ▪ For conducted measurement. | |
| | ▪ If the EUT supports multiple transmit chains using options given below:<br>Refer as FCC KDB 662911, In-band power measurements. Using the measure-and-sum approach, measured all transmit ports individually. Sum the power (in linear power units e.g., mW) of all ports for each individual sample and save them. |
| | ▪ If multiple transmit chains, EIRP calculation could be following as methods:<br>$P_{total} = P_1 + P_2 + \ldots + P_n$<br>(calculated in linear unit [mW] and transfer to log unit [dBm])<br>$EIRP_{total} = P_{total} + DG$ |

### 3.3.4 Test Setup

| RF Output Power (Power Meter) |
|---|
| 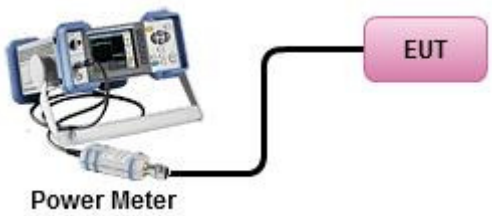  |

### 3.3.5 Test Result of Maximum Conducted Output Power

Refer as Appendix C

## 3.4 Peak Power Spectral Density

### 3.4.1 Peak Power Spectral Density Limit

| Peak Power Spectral Density Limit | |
|---|---|
| **UNII Devices** | |
| ☒ | For the 5.15-5.25 GHz band: |
| | ▪ Outdoor AP: the peak power spectral density (PPSD) shall not exceed the lesser of 17dBm/MHz. If $G_{TX}$ > 6 dBi, then $P_{Out}$ = 17 – ($G_{TX}$ – 6). |
| | ▪ Indoor AP: the peak power spectral density (PPSD) shall not exceed the lesser of 17dBm/MHz. If $G_{TX}$ > 6 dBi, then $P_{Out}$ = 17 – ($G_{TX}$ – 6). |
| | ▪ Point-to-point AP: the peak power spectral density (PPSD) shall not exceed the lesser of 17dBm/MHz. If $G_{TX}$ > 23 dBi, then $P_{Out}$ = 17 – ($G_{TX}$ – 23). |
| | ▪ Mobile or Portable Client: the peak power spectral density (PPSD) ≤ 11 dBm/MHz. If $G_{TX}$ > 6 dBi, then PPSD= 11 – ($G_{TX}$ – 6).. |
| ☐ | For the 5.25-5.35 GHz band, the peak power spectral density (PPSD) ≤ 11 dBm/MHz. If $G_{TX}$ > 6 dBi, then PPSD= 11 – ($G_{TX}$ – 6). |
| ☐ | For the 5.47-5.725 GHz band, the peak power spectral density (PPSD) ≤ 11 dBm/MHz. If $G_{TX}$ > 6 dBi, then PPSD= 11 – ($G_{TX}$ – 6). |
| ☒ | For the 5.725-5.85 GHz band: |
| | ▪ Point-to-multipoint systems (P2M): the peak power spectral density (PPSD) ≤ 30 dBm/500kHz. If $G_{TX}$ > 6 dBi, then PPSD= 30 – ($G_{TX}$ – 6). |
| | ▪ Point-to-point systems (P2P): the peak power spectral density (PPSD) ≤ 30 dBm/500kHz. |
| **LE-LAN Devices** | |
| ☐ | For the 5.15-5.25 GHz band, the peak power spectral density (PPSD) ≤ 4 dBm/MHz and the e.i.r.p. peak power spectral density (PPSD) ≤ 10 dBm/MHz. |
| ☐ | For the 5.25-5.35 GHz band, the peak power spectral density (PPSD) ≤ 11 dBm/MHz and the e.i.r.p. peak power spectral density (PPSD) ≤ 17 dBm/MHz. |
| | ▪ e.i.r.p. greater than 200 mW shall comply with the following e.i.r.p. at different elevations, where θ is the angle above the local horizontal plane (of the Earth) as shown below:<br>-13 dBW/MHz for 0° ≤ θ < 8° ; -13 − 0.716 (θ-8) dBW/MHz for 8° ≤ θ < 40°<br>-35.9 − 1.22 (θ-40) dBW/MHz for 40° ≤ θ ≤ 45° ; -42 dBW/MHz for θ > 45° |
| ☐ | For the 5.47-5.6 GHz band and 5.65-5.725 GHz band, the peak power spectral density (PPSD) ≤ 11 dBm/MHz and the e.i.r.p. peak power spectral density (PPSD) ≤ 17 dBm/MHz. |
| ☐ | For the 5.725-5.85 GHz band: |
| | ▪ Point-to-multipoint systems (P2M): the peak power spectral density (PPSD) ≤ 30 dBm/500kHz. If $G_{TX}$ > 6 dBi, then PPSD= 30 – ($G_{TX}$ – 6). |
| | ▪ Point-to-point systems (P2P): the peak power spectral density (PPSD) ≤ 30 dBm/500kHz. |
| **PPSD** = peak power spectral density that he same method as used to determine the conducted output power shall be used to determine the power spectral density. And power spectral density in dBm/MHz<br>**$G_{TX}$** = the maximum transmitting antenna directional gain in dBi. | |

### 3.4.2 Measuring Instruments

Refer a test equipment and calibration data table in this test report.

### 3.4.3 Test Procedures

| Test Method | | |
|---|---|---|
| ▪ Peak power spectral density procedures that the same method as used to determine the conducted output power shall be used to determine the peak power spectral density and use the peak search function on the spectrum analyzer to find the peak of the spectrum. For the peak power spectral density shall be measured using below options: | | |
| | ☐ Refer as FCC KDB 789033, F)5) power spectral density can be measured using resolution bandwidths < 1 MHz provided that the results are integrated over 1 MHz bandwidth | |
| | [duty cycle ≥ 98% or external video / power trigger] | |
| | ☒ Refer as FCC KDB 789033, clause E Method SA-1 (spectral trace averaging). | |
| | ☐ Refer as FCC KDB 789033, clause E Method SA-1 Alt. (RMS detection with slow sweep speed) | |
| | duty cycle < 98% and average over on/off periods with duty factor | |
| | ☒ Refer as FCC KDB 789033, clause E Method SA-2 (spectral trace averaging). | |
| | ☐ Refer as FCC KDB 789033, clause E Method SA-2 Alt. (RMS detection with slow sweep speed) | |
| ▪ For conducted measurement. | | |
| | ▪ If the EUT supports multiple transmit chains using options given below: | |
| | | ☒ Option 1: Measure and sum the spectra across the outputs. Refer as FCC KDB 662911, In-band power spectral density (PSD). Sample all transmit ports simultaneously using a spectrum analyzer for each transmit port. Where the trace bin-by-bin of each transmit port summing can be performed. (i.e., in the first spectral bin of output 1 is summed with that in the first spectral bin of output 2 and that from the first spectral bin of output 3, and so on up to the NTX output to obtain the value for the first frequency bin of the summed spectrum.). Add up the amplitude (power) values for the different transmit chains and use this as the new data trace. |
| | | ☐ Option 2: Measure and sum spectral maxima across the outputs. With this technique, spectra are measured at each output of the device at the required resolution bandwidth. The maximum value (peak) of each spectrum is determined. These maximum values are then summed mathematically in linear power units across the outputs. These operations shall be performed separately over frequency spans that have different out-of-band or spurious emission limits, |
| | | ☐ Option 3: Measure and add 10 log(N) dB, where N is the number of transmit chains. Refer as FCC KDB 662911, In-band power spectral density (PSD). Performed at each transmit chains and each transmit chains shall be compared with the limit have been reduced with 10 log(N). Or each transmit chains shall be add 10 log(N) to compared with the limit. |
| | ▪ | If multiple transmit chains, EIRP PPSD calculation could be following as methods:<br>$PPSD_{total} = PPSD_1 + PPSD_2 + \ldots + PPSD_n$<br>(calculated in linear unit [mW] and transfer to log unit [dBm])<br>$EIRP_{total} = PPSD_{total} + DG$ |

### 3.4.4 Test Setup

| RF Output Power (Power Meter) |
|---|
| |

### 3.4.5 Test Result of Peak Power Spectral Density

Refer as Appendix D

## 3.5 Unwanted Emissions

### 3.5.1 Transmitter Radiated Unwanted Emissions Limit

| Unwanted emissions below 1 GHz and restricted band emissions above 1GHz limit | | | |
|---|---|---|---|
| **Frequency Range (MHz)** | **Field Strength (uV/m)** | **Field Strength (dBuV/m)** | **Measure Distance (m)** |
| 0.009~0.490 | 2400/F(kHz) | 48.5 - 13.8 | 300 |
| 0.490~1.705 | 24000/F(kHz) | 33.8 - 23 | 30 |
| 1.705~30.0 | 30 | 29 | 30 |
| 30~88 | 100 | 40 | 3 |
| 88~216 | 150 | 43.5 | 3 |
| 216~960 | 200 | 46 | 3 |
| Above 960 | 500 | 54 | 3 |

Note 1: Test distance for frequencies at or above 30 MHz, measurements may be performed at a distance other than the limit distance provided they are not performed in the near field and the emissions to be measured can be detected by the measurement equipment. When performing measurements at a distance other than that specified, the results shall be extrapolated to the specified distance using an extrapolation factor of 20 dB/decade (inverse of linear distance for field-strength measurements, inverse of linear distance-squared for power-density measurements).

Note 2: Test distance for frequencies at below 30 MHz, measurements may be performed at a distance closer than the EUT limit distance; however, an attempt should be made to avoid making measurements in the near field. When performing measurements below 30 MHz at a closer distance than the limit distance, the results shall be extrapolated to the specified distance by either making measurements at a minimum of two or more distances on at least one radial to determine the proper extrapolation factor or by using the square of an inverse linear distance extrapolation factor (40 dB/decade). The test report shall specify the extrapolation method used to determine compliance of the EUT.

| Un-restricted band emissions above 1GHz Limit | |
|---|---|
| **Operating Band** | **Limit** |
| 5.15 - 5.25 GHz | e.i.r.p. -27 dBm [68.2 dBuV/m@3m] |
| 5.25 - 5.35 GHz | e.i.r.p. -27 dBm [68.2 dBuV/m@3m] |
| 5.47 - 5.725 GHz | e.i.r.p. -27 dBm [68.2 dBuV/m@3m] |
| 5.725 - 5.85 GHz | all emissions shall be limited to a level of -27 dBm/MHz at 75 MHz or more above or below the band edge increasing linearly to 10 dBm/MHz at 25 MHz above or below the band edge, and from 25 MHz above or below the band edge increasing linearly to a level of 15.6 dBm/MHz at 5 MHz above or below the band edge, and from 5 MHz above or below the band edge increasing linearly to a level of 27 dBm/MHz at the band edge. |

Note 1: Measurements may be performed at a distance other than the limit distance provided they are not performed in the near field and the emissions to be measured can be detected by the measurement equipment. When performing measurements at a distance other than that specified, the results shall be extrapolated to the specified distance using an extrapolation factor of 20 dB/decade (inverse of linear distance for field-strength measurements, inverse of linear distance-squared for power-density measurements).

### 3.5.2 Measuring Instruments

Refer a test equipment and calibration data table in this test report.

### 3.5.3 Test Procedures

| Test Method | | | |
|---|---|---|---|
| ▪ Measurements may be performed at a distance other than the limit distance provided they are not performed in the near field and the emissions to be measured can be detected by the measurement equipment. Measurements shall not be performed at a distance greater than 30 m for frequencies above 30 MHz, unless it can be further demonstrated that measurements at a distance of 30 m or less are impractical. When performing measurements at a distance other than that specified, the results shall be extrapolated to the specified distance using an extrapolation factor of 20 dB/decade (inverse of linear distance for field-strength measurements, inverse of linear distance-squared for power-density measurements). | | | |
| ▪ The average emission levels shall be measured in [duty cycle ≥ 98 or duty factor]. | | | |
| ▪ For the transmitter unwanted emissions shall be measured using following options below: | | | |
| | ▪ Refer as FCC KDB 789033, clause H)2) for unwanted emissions into non-restricted bands. | | |
| | ▪ Refer as FCC KDB 789033, clause H)1) for unwanted emissions into restricted bands. | | |
| | | ☐ Refer as FCC KDB 789033, H)6) Method AD (Trace Averaging). | |
| | | ☒ Refer as FCC KDB 789033, H)6) Method VB (Reduced VBW). | |
| | | ☐ Refer as ANSI C63.10, clause 4.2.3.2.3 (Reduced VBW). VBW ≥ 1/T, where T is pulse time. | |
| | | ☐ Refer as ANSI C63.10, clause 4.2.3.2.4 average value of pulsed emissions. | |
| | | ☒ Refer as FCC KDB 789033, clause H)5) measurement procedure peak limit. | |
| | | ☐ Refer as ANSI C63.10, clause 4.2.3.2.2 measurement procedure peak limit. | |
| ▪ For radiated measurement. | | | |
| | ▪ Refer as ANSI C63.10, clause 6.4 for radiated emissions below 30 MHz and test distance is 3m. | | |
| | ▪ Refer as ANSI C63.10, clause 6.5 for radiated emissions 30 MHz to 1 GHz and test distance is 3m. | | |
| | ▪ Refer as ANSI C63.10, clause 6.6 for radiated emissions above 1GHz. | | |
| ▪ The any unwanted emissions level shall not exceed the fundamental emission level. | | | |
| ▪ All amplitude of spurious emissions that are attenuated by more than 20 dB below the permissible value has no need to be reported. | | | |

### 3.5.4 Test Setup

**Transmitter Radiated Unwanted Emissions**

**9kHz ~30MHz**

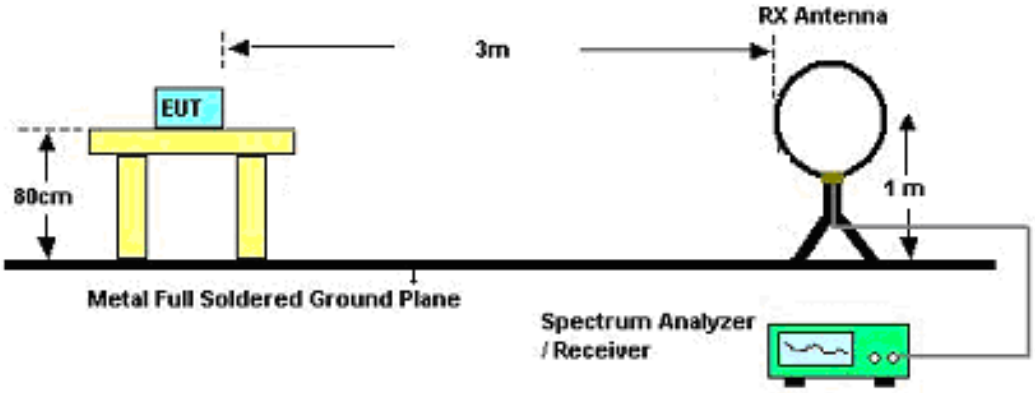


**30MHz~1GHz**

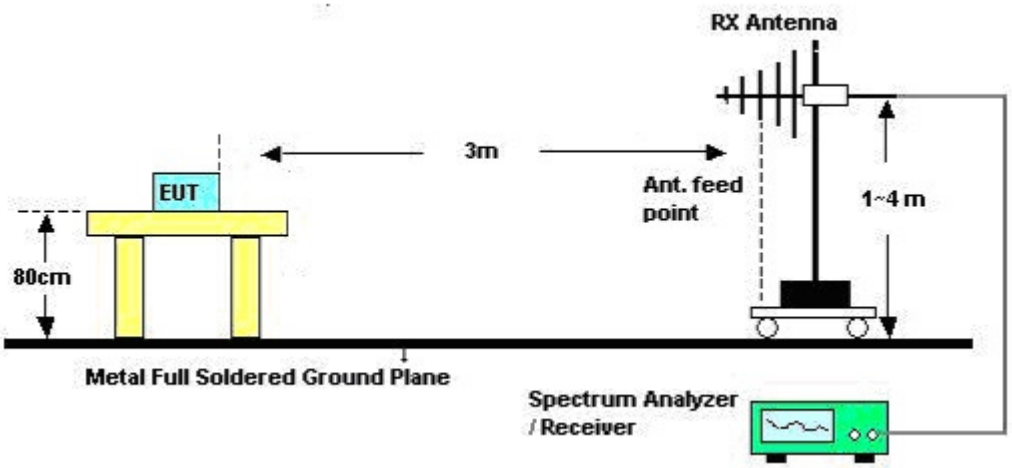

**Above 1GHz**

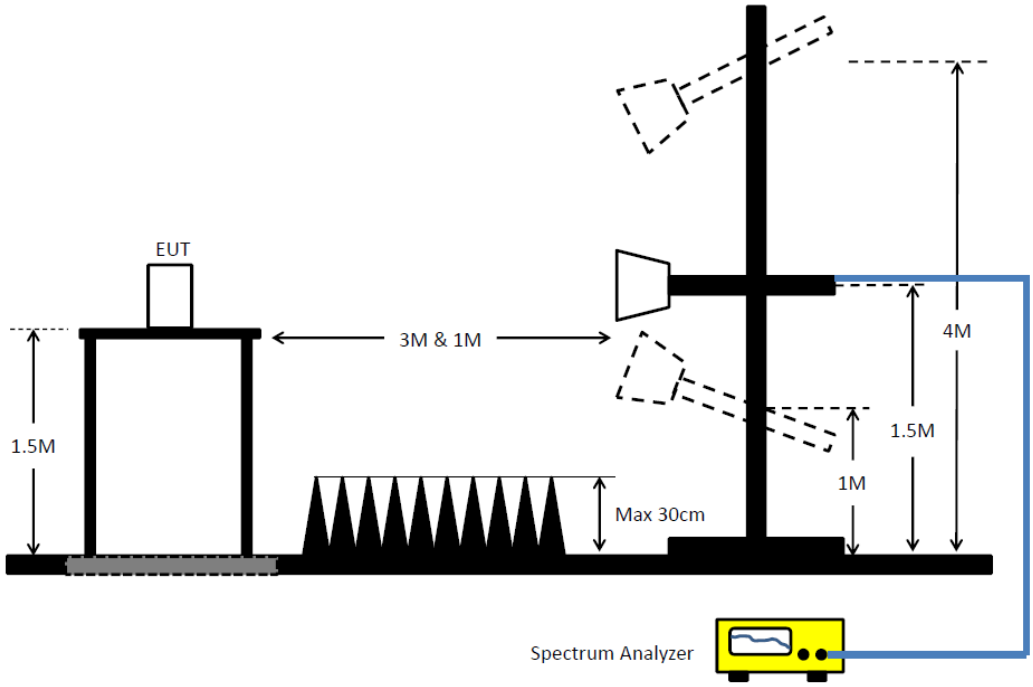


### 3.5.5 Transmitter Unwanted Emissions (Below 30MHz)

All amplitude of spurious emissions that are attenuated by more than 20 dB below the permissible value has no need to be reported.

### 3.5.6 Test Result of Transmitter Unwanted Emissions

Refer as Appendix E

# 3.6 Frequency Stability

## 3.6.1 Frequency Stability Limit

| Frequency Stability Limit |
|---|
| **UNII Devices** |
| ▪ In-band emission is maintained within the band of operation under all conditions of normal operation as specified in the user's manual. |
| **LE-LAN Devices** |
| ▪ N/A |
| **IEEE Std. 802.11** |
| ▪ The transmitter center frequency tolerance shall be ± 20 ppm maximum for the 5 GHz band and ± 25 ppm maximum for the 2.4 GHz band. |

## 3.6.2 Measuring Instruments

Refer a test equipment and calibration data table in this test report.

## 3.6.3 Test Procedures

| Test Method | |
|---|---|
| ▪ Refer as ANSI C63.10, clause 6.8 for frequency stability tests | |
| | ▪ Frequency stability with respect to ambient temperature |
| | ▪ Frequency stability when varying supply voltage |
| | ▪ Extreme temperature is 0˚C~40˚C. |

## 3.6.4 Test Setup

**Frequency Stability**

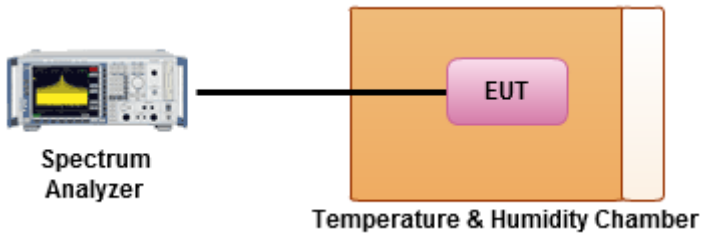


## 3.6.5 Test Result of Frequency Stability

Refer as Appendix F

# 4 Test Equipment and Calibration Data

| Instrument | Manufacturer | Model No. | Serial No. | Characteristics | Calibration Date | Remark |
|---|---|---|---|---|---|---|
| LISN | Schwarzbeck | NSLK 8127 | 8127650 | 9kHz ~ 30MHz | Nov. 23, 2016 | Conduction (CO02-CB) |
| LISN | Schwarzbeck | NSLK 8127 | 8127478 | 9kHz ~ 30MHz | Nov. 15, 2016 | Conduction (CO02-CB) |
| EMI Receiver | Agilent | N9038A | MY52260140 | 9kHz ~ 8.4GHz | Jan. 16, 2017 | Conduction (CO02-CB) |
| COND Cable | Woken | Cable | 01 | 0.15MHz ~ 30MHz | Nov. 30, 2016 | Conduction (CO02-CB) |
| Software | Audix | E3 | 6.120210n | - | N.C.R. | Conduction (CO02-CB) |
| Pulse Limiter | Schwarzbeck | VTSD 9561F | 9561-F073 | 9kHz ~ 30MHz | Sep. 29, 2016 | Conduction (CO02-CB) |
| BILOG ANTENNA with 6dB Attenuator | TESEQ & EMCI | CBL6112D & N-6-06 | 37880 & AT-N0609 | 20MHz ~ 2GHz | Aug. 30, 2016 | Radiation (03CH01-CB) |
| Loop Antenna | Teseq | HLA 6120 | 24155 | 9kHz - 30 MHz | Mar. 16, 2016* | Radiation (03CH01-CB) |
| Horn Antenna | EMCO | 3115 | 00075790 | 750MHz ~ 18GHz | Nov. 10, 2016 | Radiation (03CH01-CB) |
| Horn Antenna | Schwarzbeck | BBHA 9170 | BBHA9170252 | 15GHz ~ 40GHz | Jul. 25, 2016 | Radiation (03CH01-CB) |
| Pre-Amplifier | Agilent | 8447D | 2944A10991 | 0.1MHz ~ 1.3GHz | Mar. 13, 2017 | Radiation (03CH01-CB) |
| Pre-Amplifier | Agilent | 8449B | 3008A02310 | 1GHz ~ 26.5GHz | Jan. 16, 2017 | Radiation (03CH01-CB) |
| Pre-Amplifier | MITEQ | TTA1840-35-HG | 1864479 | 18GHz ~ 40GHz | Jun. 28, 2016 | Radiation (03CH01-CB) |
| Spectrum Analyzer | R&S | FSP40 | 100056 | 9kHz ~ 40GHz | Nov. 22, 2016 | Radiation (03CH01-CB) |
| EMI Test | R&S | ESCS | 100355 | 9kHz ~ 2.75GHz | May 06, 2017 | Radiation (03CH01-CB) |
| RF Cable-low | Woken | Low Cable-16+17 | N/A | 30 MHz ~ 1 GHz | Oct. 24, 2016 | Radiation (03CH01-CB) |
| RF Cable-high | Woken | High Cable-16 | N/A | 1 GHz ~ 18 GHz | Oct. 24, 2016 | Radiation (03CH01-CB) |
| RF Cable-high | Woken | High Cable-16+17 | N/A | 1 GHz ~ 18 GHz | Oct. 24, 2016 | Radiation (03CH01-CB) |
| RF Cable-high | Woken | High Cable-40G#1 | N/A | 18GHz ~ 40 GHz | Oct. 24, 2016 | Radiation (03CH01-CB) |

| Instrument | Manufacturer | Model No. | Serial No. | Characteristics | Calibration Date | Remark |
|---|---|---|---|---|---|---|
| RF Cable-high | Woken | High Cable-40G#2 | N/A | 18GHz ~ 40 GHz | Oct. 24, 2016 | Radiation (03CH01-CB) |
| Test Software | Audix | E3 | 6.2009-l0-7 | N/A | N/A | Radiation (03CH01-CB) |
| Spectrum analyzer | R&S | FSV40 | 100979 | 9kHz~40GHz | Dec. 26, 2016 | Conducted (TH01-CB) |
| Temp. and Humidity Chamber | Ten Billion | TTH-D3SP | TBN-931011 | -30~100 degree | Jun. 03, 2016 | Conducted (TH01-CB) |
| RF Cable-high | Woken | RG402 | High Cable-6 | 1 GHz – 26.5 GHz | Oct. 24, 2016 | Conducted (TH01-CB) |
| RF Cable-high | Woken | RG402 | High Cable-7 | 1 GHz –26.5 GHz | Oct. 24, 2016 | Conducted (TH01-CB) |
| RF Cable-high | Woken | RG402 | High Cable-8 | 1 GHz –26.5 GHz | Oct. 24, 2016 | Conducted (TH01-CB) |
| RF Cable-high | Woken | RG402 | High Cable-9 | 1 GHz –26.5 GHz | Oct. 24, 2016 | Conducted (TH01-CB) |
| RF Cable-high | Woken | RG402 | High Cable-10 | 1 GHz –26.5 GHz | Oct. 24, 2016 | Conducted (TH01-CB) |
| Power Sensor | Agilent | U2021XA | MY53410001 | 50MHz~18GHz | Nov. 22, 2016 | Conducted (TH01-CB) |

Note: Calibration Interval of instruments listed above is one year.

"*" Calibration Interval of instruments listed above is two years.

N.C.R. means Non-Calibration required.

| AC Power-line Conducted Emissions Result | | | |
|---|---|---|---|
| **Operating Mode** | 2 | **Power Phase** | Neutral |
| **Operating Function** | CTX | | |

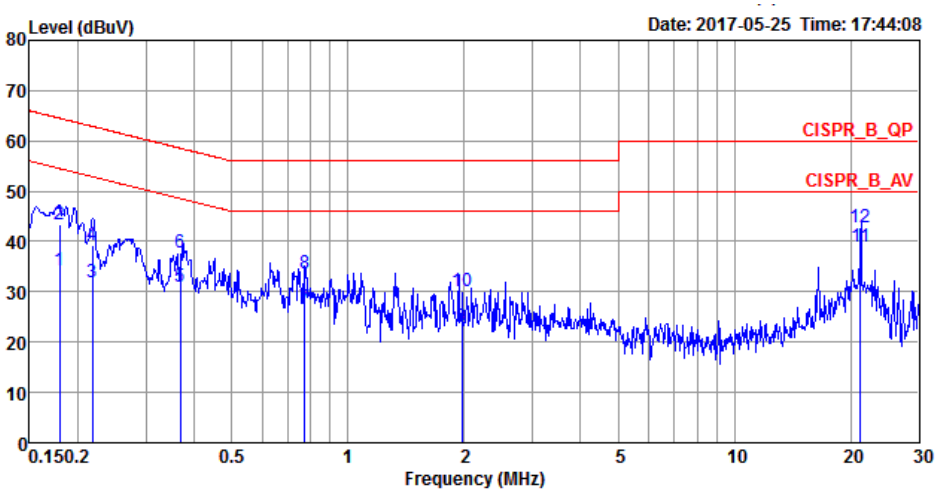


| | Freq | Level | Over Limit | Limit Line | Read Level | LISN Factor | Cable Loss | Remark | Pol/Phase |
|---|---|---|---|---|---|---|---|---|---|
| | MHz | dBuV | dB | dBuV | dBuV | dB | dB | | |
| 1 | 0.1796 | 34.36 | -20.14 | 54.50 | 24.34 | 9.97 | 0.05 | Average | NEUTRAL |
| 2 | 0.1796 | 43.46 | -21.04 | 64.50 | 33.44 | 9.97 | 0.05 | QP | NEUTRAL |
| 3 | 0.2185 | 31.79 | -21.09 | 52.88 | 21.76 | 9.98 | 0.05 | Average | NEUTRAL |
| 4 | 0.2185 | 39.34 | -23.54 | 62.88 | 29.31 | 9.98 | 0.05 | QP | NEUTRAL |
| 5 | 0.3684 | 30.94 | -17.60 | 48.54 | 20.94 | 9.96 | 0.04 | Average | NEUTRAL |
| 6 | 0.3684 | 37.91 | -20.63 | 58.54 | 27.91 | 9.96 | 0.04 | QP | NEUTRAL |
| 7 | 0.7711 | 26.99 | -19.01 | 46.00 | 16.96 | 9.98 | 0.05 | Average | NEUTRAL |
| 8 | 0.7711 | 33.65 | -22.35 | 56.00 | 23.62 | 9.98 | 0.05 | QP | NEUTRAL |
| 9 | 1.9696 | 23.17 | -22.83 | 46.00 | 13.13 | 9.96 | 0.08 | Average | NEUTRAL |
| 10 | 1.9696 | 30.04 | -25.96 | 56.00 | 20.00 | 9.96 | 0.08 | QP | NEUTRAL |
| 11 | 21.1696 | 39.00 | -11.00 | 50.00 | 28.45 | 10.30 | 0.25 | Average | NEUTRAL |
| 12 | 21.1696 | 42.93 | -17.07 | 60.00 | 32.38 | 10.30 | 0.25 | QP | NEUTRAL |

Note 1: “>20dB” means emission levels that exceed the level of 20 dB below the applicable limit.
Note 2: “N/F” means Nothing Found emissions (No emissions were detected.)

| AC Power-line Conducted Emissions Result | | | |
|---|---|---|---|
| **Operating Mode** | 2 | **Power Phase** | Line |
| **Operating Function** | CTX | | |

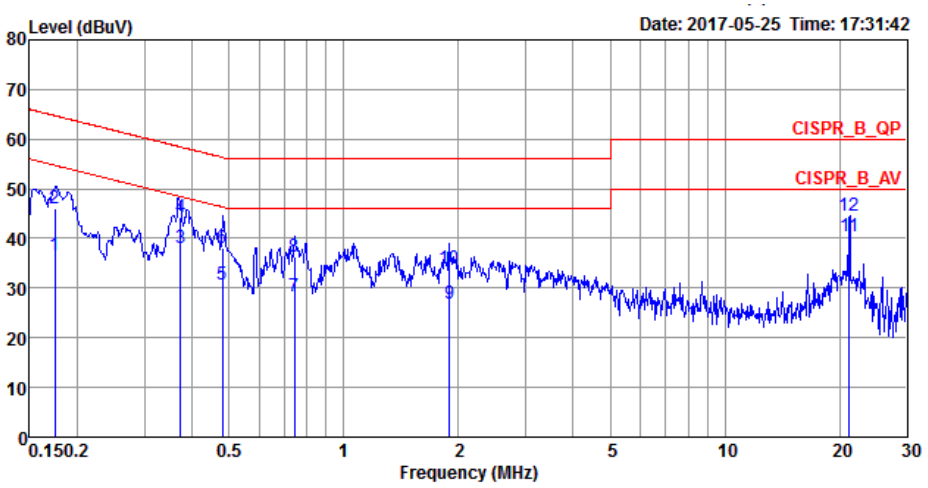


| | Freq | Level | Over Limit | Limit Line | Read Level | LISN Factor | Cable Loss | Remark | Pol/Phase |
|---|---|---|---|---|---|---|---|---|---|
| | MHz | dBuV | dB | dBuV | dBuV | dB | dB | | |
| 1 | 0.1749 | 36.56 | -18.16 | 54.72 | 26.57 | 9.94 | 0.05 | Average | LINE |
| 2 | 0.1749 | 46.15 | -18.57 | 64.72 | 36.16 | 9.94 | 0.05 | QP | LINE |
| 3 | 0.3724 | 38.16 | -10.29 | 48.45 | 28.23 | 9.89 | 0.04 | Average | LINE |
| 4 | 0.3724 | 44.28 | -14.17 | 58.45 | 34.35 | 9.89 | 0.04 | QP | LINE |
| 5 | 0.4812 | 30.78 | -15.54 | 46.32 | 20.83 | 9.91 | 0.04 | Average | LINE |
| 6 | 0.4812 | 38.22 | -18.10 | 56.32 | 28.27 | 9.91 | 0.04 | QP | LINE |
| 7 | 0.7430 | 28.31 | -17.69 | 46.00 | 18.32 | 9.94 | 0.05 | Average | LINE |
| 8 | 0.7430 | 36.42 | -19.58 | 56.00 | 26.43 | 9.94 | 0.05 | QP | LINE |
| 9 | 1.8979 | 26.88 | -19.12 | 46.00 | 16.78 | 10.02 | 0.08 | Average | LINE |
| 10 | 1.8979 | 34.02 | -21.98 | 56.00 | 23.92 | 10.02 | 0.08 | QP | LINE |
| 11 | 21.1683 | 40.35 | -9.65 | 50.00 | 29.86 | 10.24 | 0.25 | Average | LINE |
| 12 | 21.1683 | 44.46 | -15.54 | 60.00 | 33.97 | 10.24 | 0.25 | QP | LINE |

Note 1: “>20dB” means emission levels that exceed the level of 20 dB below the applicable limit.
Note 2: “N/F” means Nothing Found emissions (No emissions were detected.)

## Summary

| Mode | Max-N dB (Hz) | Max-OBW (Hz) | ITU-Code | Min-N dB (Hz) | Min-OBW (Hz) |
|---|---|---|---|---|---|
| 802.11a_(6Mbps)_2TX | - | - | - | - | - |
| 5.15-5.25GHz | 22.125M | 16.517M | 16M5D1D | 20.5M | 16.417M |
| 5.725-5.85GHz | 16.325M | 21.539M | 21M5D1D | 16.275M | 18.291M |
| 802.11ac VHT20_Nss1,(MCS0)_2TX | - | - | - | - | - |
| 5.15-5.25GHz | 26.225M | 17.691M | 17M7D1D | 21.7M | 17.666M |
| 5.725-5.85GHz | 17.575M | 19.94M | 19M9D1D | 17.2M | 18.116M |
| 802.11ac VHT40_Nss1,(MCS0)_2TX | - | - | - | - | - |
| 5.15-5.25GHz | 78.85M | 37.331M | 37M3D1D | 39.9M | 35.982M |
| 5.725-5.85GHz | 35.05M | 48.876M | 48M9D1D | 32.15M | 40.58M |
| 802.11ac VHT80_Nss1,(MCS0)_2TX | - | - | - | - | - |
| 5.15-5.25GHz | 89.2M | 75.962M | 76M0D1D | 86.7M | 75.862M |
| 5.725-5.85GHz | 74.1M | 76.062M | 76M1D1D | 73.9M | 75.962M |
| 802.11ac VHT20-BF_Nss1,(MCS0)_2TX | - | - | - | - | - |
| 5.15-5.25GHz | 20.9M | 17.666M | 17M7D1D | 20.525M | 17.566M |
| 5.725-5.85GHz | 17.275M | 17.666M | 17M7D1D | 16.075M | 17.616M |
| 802.11ac VHT40-BF_Nss1,(MCS0)_2TX | - | - | - | - | - |
| 5.15-5.25GHz | 65.65M | 36.132M | 36M1D1D | 38.75M | 35.882M |
| 5.725-5.85GHz | 35.4M | 36.832M | 36M8D1D | 34.95M | 35.982M |
| 802.11ac VHT80-BF_Nss1,(MCS0)_2TX | - | - | - | - | - |
| 5.15-5.25GHz | 81.8M | 75.962M | 76M0D1D | 80.9M | 75.062M |
| 5.725-5.85GHz | 75.1M | 75.962M | 76M0D1D | 75.1M | 75.862M |

**Max-N dB** = Maximum 6dB down bandwidth for 5.725-5.85GHz band / Maximum 26dB down bandwidth for other band;
**Max-OBW** = Maximum 99% occupied bandwidth;
**Min-N dB** = Minimum 6dB down bandwidth for 5.725-5.85GHz band / Maximum 26dB down bandwidth for other band;
**Min-OBW** = Minimum 99% occupied bandwidth;

## Result

| Mode | Result | Limit (Hz) | Port 1-N dB (Hz) | Port 1-OBW (Hz) | Port 2-N dB (Hz) | Port 2-OBW (Hz) |
|---|---|---|---|---|---|---|
| 802.11a_(6Mbps)_2TX | - | - | - | - | - | - |
| 5180MHz | Pass | Inf | 20.675M | 16.467M | 20.5M | 16.417M |
| 5200MHz | Pass | Inf | 22.125M | 16.517M | 21.75M | 16.517M |
| 5240MHz | Pass | Inf | 20.95M | 16.442M | 22.125M | 16.517M |
| 5745MHz | Pass | 500k | 16.275M | 20.065M | 16.325M | 18.291M |
| 5785MHz | Pass | 500k | 16.275M | 21.539M | 16.325M | 19.24M |
| 5825MHz | Pass | 500k | 16.3M | 21.339M | 16.325M | 19.89M |
| 802.11ac VHT20_Nss1,(MCS0)_2TX | - | - | - | - | - | - |
| 5180MHz | Pass | Inf | 21.9M | 17.691M | 22.3M | 17.666M |
| 5200MHz | Pass | Inf | 22.025M | 17.691M | 26.15M | 17.691M |
| 5240MHz | Pass | Inf | 21.7M | 17.691M | 26.225M | 17.691M |
| 5745MHz | Pass | 500k | 17.525M | 19.54M | 17.55M | 18.141M |
| 5785MHz | Pass | 500k | 17.525M | 19.69M | 17.525M | 18.116M |
| 5825MHz | Pass | 500k | 17.575M | 19.94M | 17.2M | 19.015M |
| 802.11ac VHT40_Nss1,(MCS0)_2TX | - | - | - | - | - | - |
| 5190MHz | Pass | Inf | 39.9M | 35.982M | 40.1M | 35.982M |
| 5230MHz | Pass | Inf | 76.6M | 36.882M | 78.85M | 37.331M |
| 5755MHz | Pass | 500k | 32.15M | 44.928M | 35.05M | 40.58M |
| 5795MHz | Pass | 500k | 33.8M | 48.876M | 34.8M | 43.978M |
| 802.11ac VHT80_Nss1,(MCS0)_2TX | - | - | - | - | - | - |
| 5210MHz | Pass | Inf | 86.7M | 75.962M | 89.2M | 75.862M |
| 5775MHz | Pass | 500k | 74.1M | 76.062M | 73.9M | 75.962M |
| 802.11ac VHT20-BF_Nss1,(MCS0)_2TX | - | - | - | - | - | - |
| 5180MHz | Pass | Inf | 20.55M | 17.616M | 20.775M | 17.641M |
| 5200MHz | Pass | Inf | 20.525M | 17.616M | 20.9M | 17.666M |
| 5240MHz | Pass | Inf | 20.8M | 17.566M | 20.825M | 17.641M |
| 5745MHz | Pass | 500k | 17.2M | 17.616M | 16.075M | 17.616M |
| 5785MHz | Pass | 500k | 17.125M | 17.641M | 17.15M | 17.616M |
| 5825MHz | Pass | 500k | 16.75M | 17.641M | 17.275M | 17.666M |
| 802.11ac VHT40-BF_Nss1,(MCS0)_2TX | - | - | - | - | - | - |
| 5190MHz | Pass | Inf | 39M | 35.882M | 39.9M | 35.982M |
| 5230MHz | Pass | Inf | 38.75M | 35.932M | 65.65M | 36.132M |
| 5755MHz | Pass | 500k | 34.95M | 36.082M | 35.4M | 35.982M |
| 5795MHz | Pass | 500k | 35.05M | 36.832M | 34.95M | 36.432M |
| 802.11ac VHT80-BF_Nss1,(MCS0)_2TX | - | - | - | - | - | - |
| 5210MHz | Pass | Inf | 80.9M | 75.062M | 81.8M | 75.962M |
| 5775MHz | Pass | 500k | 75.1M | 75.862M | 75.1M | 75.962M |

**Port X-N dB** = Port **X** 6dB down bandwidth for 5.725-5.85GHz band / 26dB down bandwidth for other band
**Port X-OBW** = Port **X** 99% occupied bandwidth;

## 802.11a_(6Mbps)_2TX — EBW

### 5180MHz

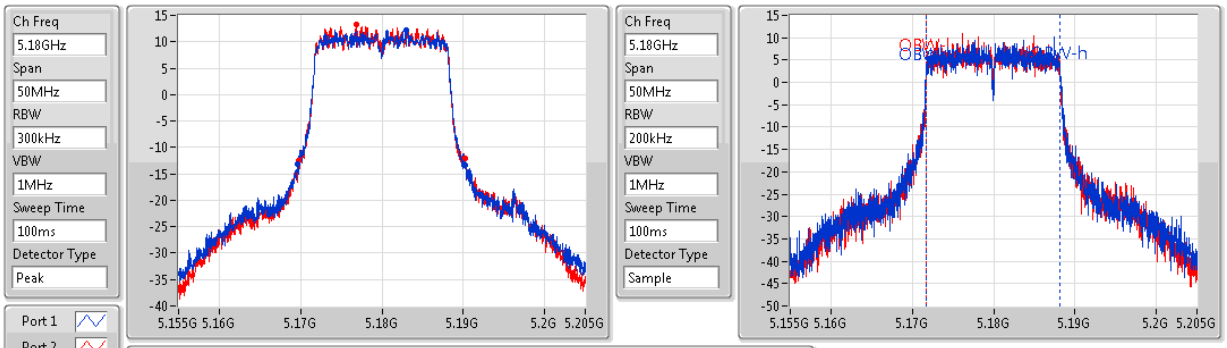


| 26dB(Hz) | Fl-26dB(Hz) | Fh-26dB(Hz) | OBW(Hz) | Fl-OBW(Hz) | Fh-OBW(Hz) | Limit(Hz) | Port |
|---|---|---|---|---|---|---|---|
| 20.675M | 5.169625G | 5.1903G | 16.467M | 5.171729G | 5.188196G | Inf | 1 |
| 20.5M | 5.1697G | 5.1902G | 16.417M | 5.171754G | 5.188171G | Inf | 2 |

## 802.11a_(6Mbps)_2TX — EBW

### 5200MHz

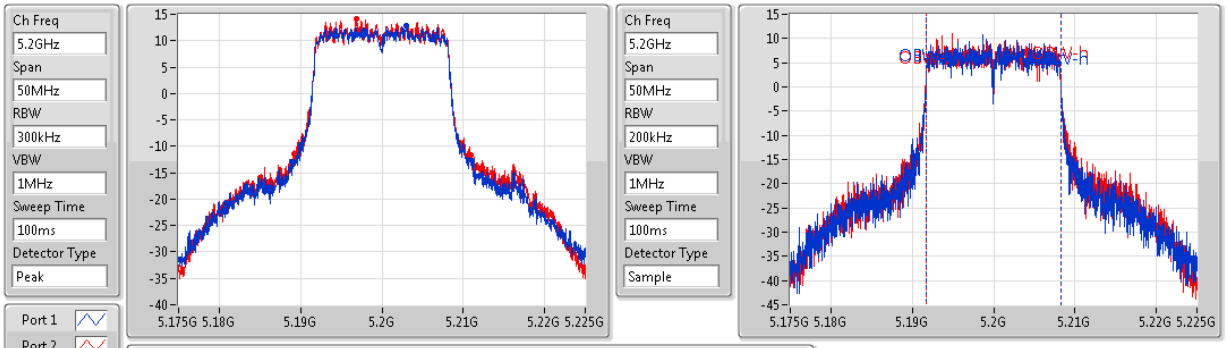


| 26dB(Hz) | Fl-26dB(Hz) | Fh-26dB(Hz) | OBW(Hz) | Fl-OBW(Hz) | Fh-OBW(Hz) | Limit(Hz) | Port |
|---|---|---|---|---|---|---|---|
| 22.125M | 5.188975G | 5.2111G | 16.517M | 5.191704G | 5.208221G | Inf | 1 |
| 21.75M | 5.1892G | 5.21095G | 16.517M | 5.191704G | 5.208221G | Inf | 2 |

## 802.11a_(6Mbps)_2TX — EBW

### 5240MHz

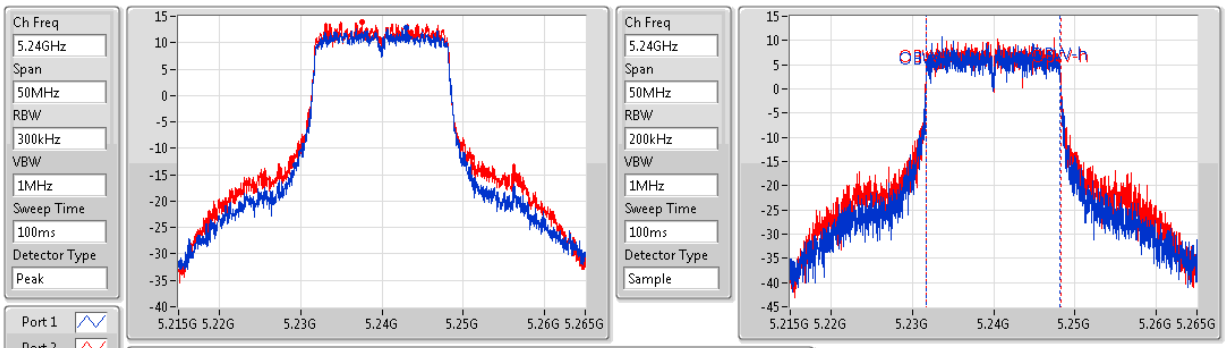


| 26dB(Hz) | Fl-26dB(Hz) | Fh-26dB(Hz) | OBW(Hz) | Fl-OBW(Hz) | Fh-OBW(Hz) | Limit(Hz) | Port |
|---|---|---|---|---|---|---|---|
| 20.95M | 5.22935G | 5.2503G | 16.442M | 5.231729G | 5.248171G | Inf | 1 |
| 22.125M | 5.228925G | 5.25105G | 16.517M | 5.231704G | 5.248221G | Inf | 2 |



TEL : 886-3-327-3456

FAX : 886-3-327-0973

## 802.11a_(6Mbps)_2TX — EBW

### 5745MHz

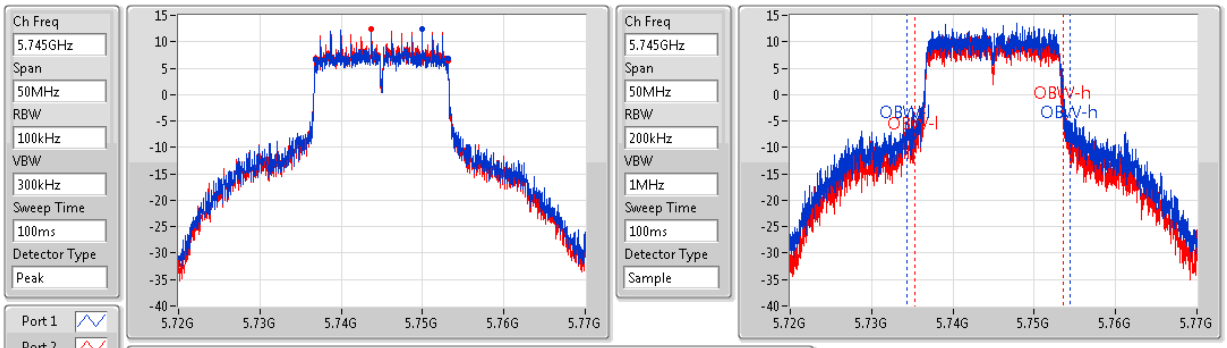


| 6dB(Hz) | Fl-6dB(Hz) | Fh-6dB(Hz) | OBW(Hz) | Fl-OBW(Hz) | Fh-OBW(Hz) | Limit(Hz) | Port |
|---|---|---|---|---|---|---|---|
| 16.275M | 5.736825G | 5.7531G | 20.065M | 5.734405G | 5.75447G | 500k | 1 |
| 16.325M | 5.7368G | 5.753125G | 18.291M | 5.735255G | 5.753546G | 500k | 2 |

## 802.11a_(6Mbps)_2TX — EBW

### 5785MHz

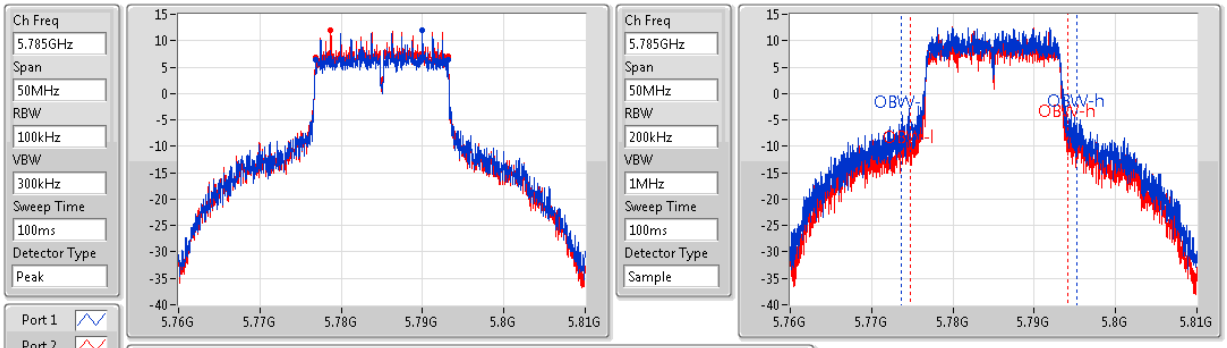


| 6dB(Hz) | Fl-6dB(Hz) | Fh-6dB(Hz) | OBW(Hz) | Fl-OBW(Hz) | Fh-OBW(Hz) | Limit(Hz) | Port |
|---|---|---|---|---|---|---|---|
| 16.275M | 5.77685G | 5.793125G | 21.539M | 5.773681G | 5.79522G | 500k | 1 |
| 16.325M | 5.776825G | 5.79315G | 19.24M | 5.77483G | 5.79407G | 500k | 2 |

## 802.11a_(6Mbps)_2TX — EBW

### 5825MHz

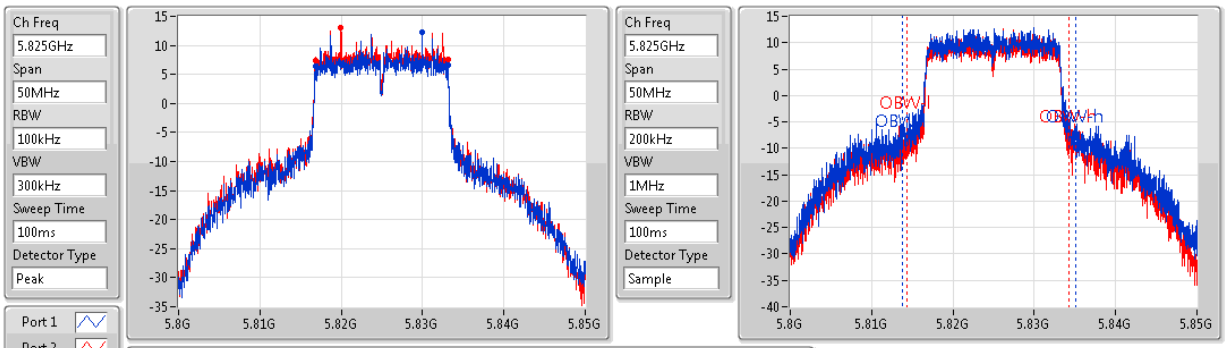


| 6dB(Hz) | Fl-6dB(Hz) | Fh-6dB(Hz) | OBW(Hz) | Fl-OBW(Hz) | Fh-OBW(Hz) | Limit(Hz) | Port |
|---|---|---|---|---|---|---|---|
| 16.3M | 5.8168G | 5.8331G | 21.339M | 5.813756G | 5.835095G | 500k | 1 |
| 16.325M | 5.8168G | 5.833125G | 19.89M | 5.814355G | 5.834245G | 500k | 2 |



TEL : 886-3-327-3456

FAX : 886-3-327-0973

## 802.11ac VHT20_Nss1,(MCS0)_2TX — EBW

### 5180MHz

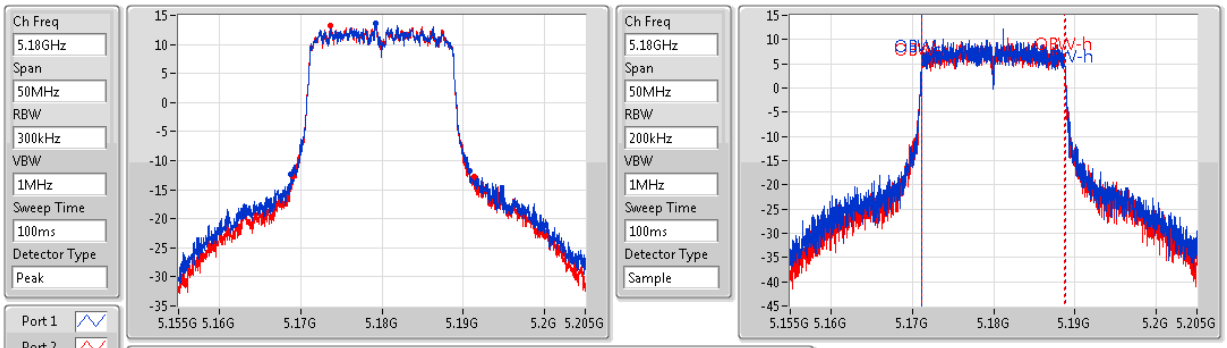


| 26dB(Hz) | Fl-26dB(Hz) | Fh-26dB(Hz) | OBW(Hz) | Fl-OBW(Hz) | Fh-OBW(Hz) | Limit(Hz) | Port |
|---|---|---|---|---|---|---|---|
| 21.9M | 5.168825G | 5.190725G | 17.691M | 5.171104G | 5.188796G | Inf | 1 |
| 22.3M | 5.169G | 5.1913G | 17.666M | 5.171104G | 5.188771G | Inf | 2 |

## 802.11ac VHT20_Nss1,(MCS0)_2TX — EBW

### 5200MHz

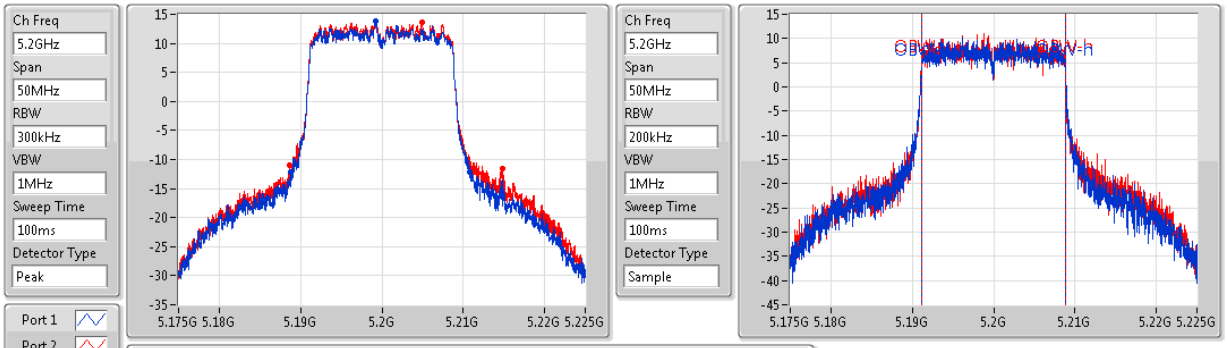


| 26dB(Hz) | Fl-26dB(Hz) | Fh-26dB(Hz) | OBW(Hz) | Fl-OBW(Hz) | Fh-OBW(Hz) | Limit(Hz) | Port |
|---|---|---|---|---|---|---|---|
| 22.025M | 5.18875G | 5.210775G | 17.691M | 5.191104G | 5.208796G | Inf | 1 |
| 26.15M | 5.188675G | 5.214825G | 17.691M | 5.191104G | 5.208796G | Inf | 2 |

## 802.11ac VHT20_Nss1,(MCS0)_2TX — EBW

### 5240MHz

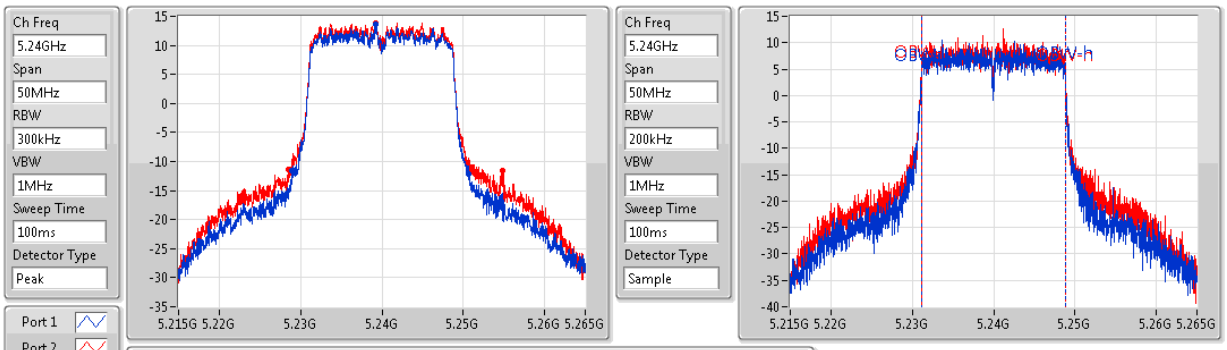


| 26dB(Hz) | Fl-26dB(Hz) | Fh-26dB(Hz) | OBW(Hz) | Fl-OBW(Hz) | Fh-OBW(Hz) | Limit(Hz) | Port |
|---|---|---|---|---|---|---|---|
| 21.7M | 5.228975G | 5.250675G | 17.691M | 5.231104G | 5.248796G | Inf | 1 |
| 26.225M | 5.22855G | 5.254775G | 17.691M | 5.231104G | 5.248796G | Inf | 2 |

## 802.11ac VHT20_Nss1,(MCS0)_2TX — EBW

### 5745MHz

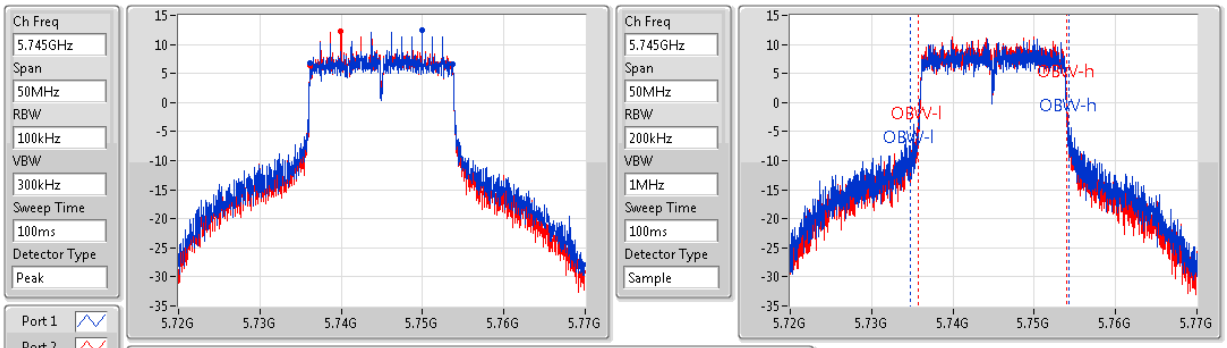


| 6dB(Hz) | Fl-6dB(Hz) | Fh-6dB(Hz) | OBW(Hz) | Fl-OBW(Hz) | Fh-OBW(Hz) | Limit(Hz) | Port |
|---|---|---|---|---|---|---|---|
| 17.525M | 5.7362G | 5.753725G | 19.54M | 5.734705G | 5.754245G | 500k | 1 |
| 17.55M | 5.736175G | 5.753725G | 18.141M | 5.73578G | 5.753921G | 500k | 2 |

## 802.11ac VHT20_Nss1,(MCS0)_2TX — EBW

### 5785MHz

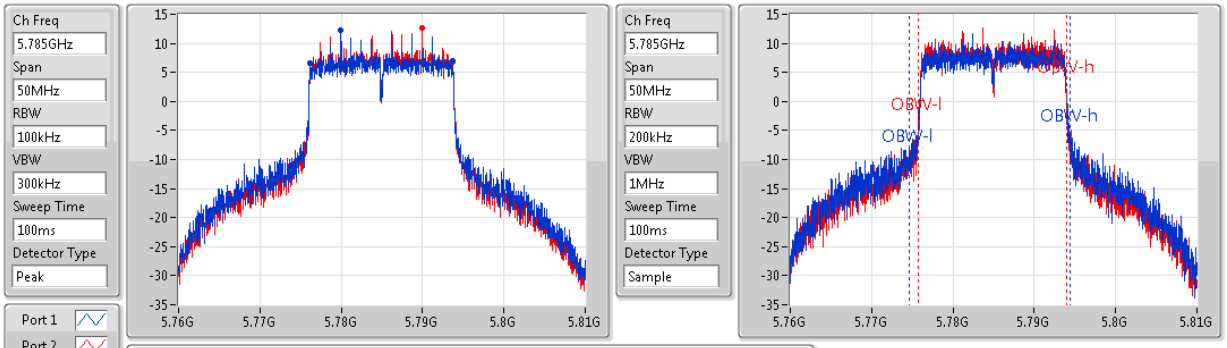


| 6dB(Hz) | Fl-6dB(Hz) | Fh-6dB(Hz) | OBW(Hz) | Fl-OBW(Hz) | Fh-OBW(Hz) | Limit(Hz) | Port |
|---|---|---|---|---|---|---|---|
| 17.525M | 5.7762G | 5.793725G | 19.69M | 5.774655G | 5.794345G | 500k | 1 |
| 17.525M | 5.7762G | 5.793725G | 18.116M | 5.775805G | 5.793921G | 500k | 2 |

## 802.11ac VHT20_Nss1,(MCS0)_2TX — EBW

### 5825MHz

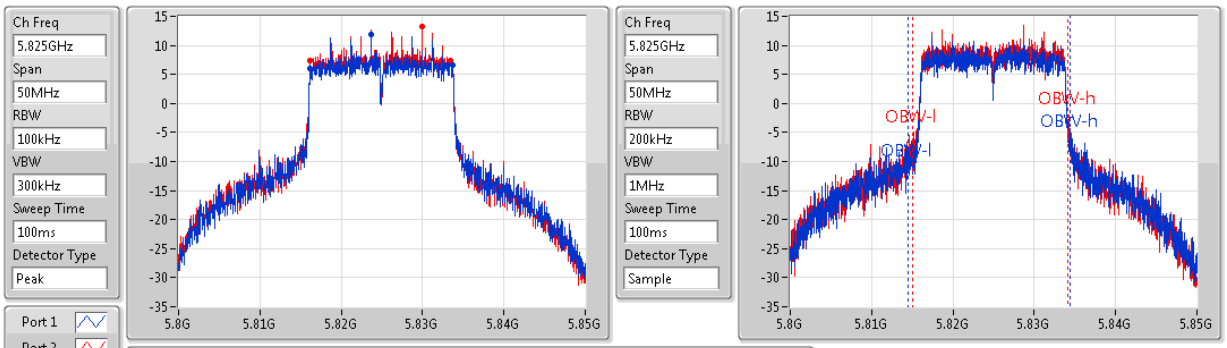


| 6dB(Hz) | Fl-6dB(Hz) | Fh-6dB(Hz) | OBW(Hz) | Fl-OBW(Hz) | Fh-OBW(Hz) | Limit(Hz) | Port |
|---|---|---|---|---|---|---|---|
| 17.575M | 5.81615G | 5.833725G | 19.94M | 5.814505G | 5.834445G | 500k | 1 |
| 17.2M | 5.8162G | 5.8334G | 19.015M | 5.815055G | 5.83407G | 500k | 2 |

## 802.11ac VHT40_Nss1,(MCS0)_2TX — EBW

### 5190MHz

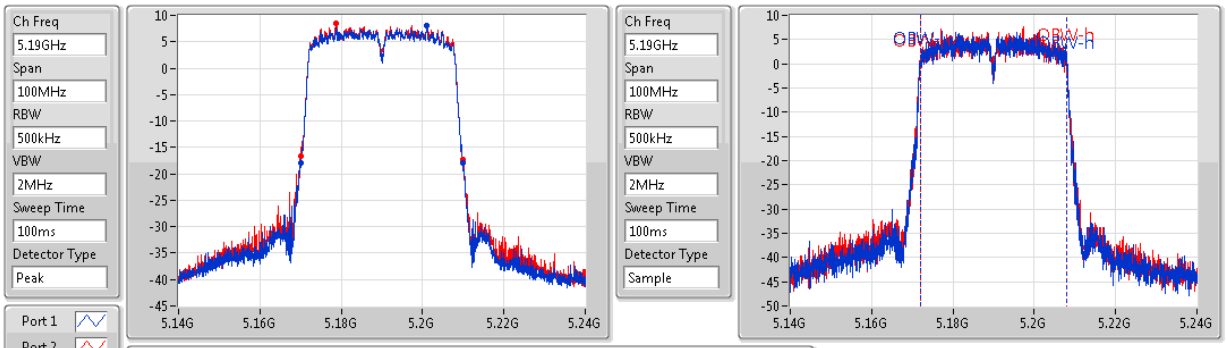


| 26dB(Hz) | Fl-26dB(Hz) | Fh-26dB(Hz) | OBW(Hz) | Fl-OBW(Hz) | Fh-OBW(Hz) | Limit(Hz) | Port |
|---|---|---|---|---|---|---|---|
| 39.9M | 5.1701G | 5.21G | 35.982M | 5.171959G | 5.207941G | Inf | 1 |
| 40.1M | 5.16995G | 5.21005G | 35.982M | 5.171959G | 5.207941G | Inf | 2 |

## 802.11ac VHT40_Nss1,(MCS0)_2TX — EBW

### 5230MHz

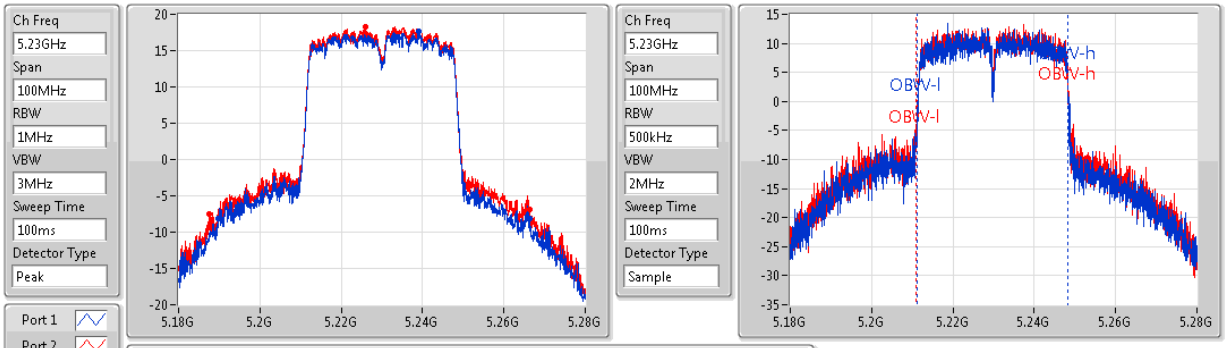


| 26dB(Hz) | Fl-26dB(Hz) | Fh-26dB(Hz) | OBW(Hz) | Fl-OBW(Hz) | Fh-OBW(Hz) | Limit(Hz) | Port |
|---|---|---|---|---|---|---|---|
| 76.6M | 5.18965G | 5.26625G | 36.882M | 5.211309G | 5.248191G | Inf | 1 |
| 78.85M | 5.1874G | 5.26625G | 37.331M | 5.21096G | 5.248291G | Inf | 2 |

## 802.11ac VHT40_Nss1,(MCS0)_2TX — EBW

### 5755MHz

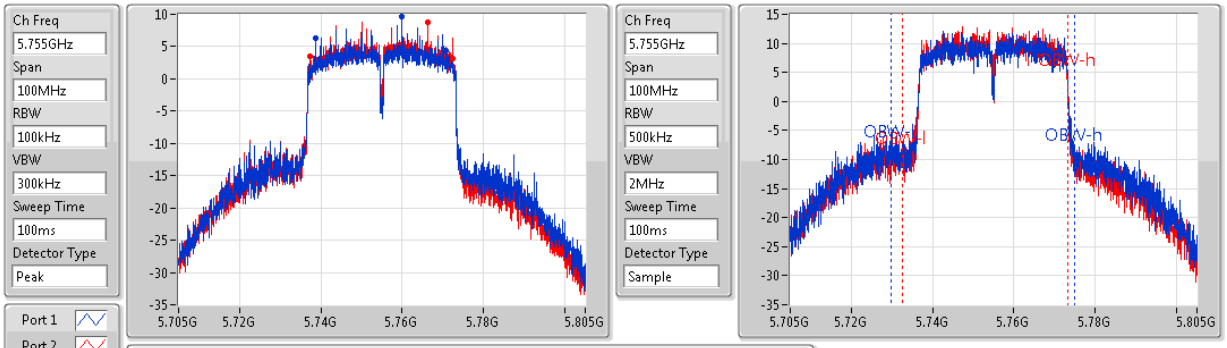


| 6dB(Hz) | Fl-6dB(Hz) | Fh-6dB(Hz) | OBW(Hz) | Fl-OBW(Hz) | Fh-OBW(Hz) | Limit(Hz) | Port |
|---|---|---|---|---|---|---|---|
| 32.15M | 5.7387G | 5.77085G | 44.928M | 5.729913G | 5.77484G | 500k | 1 |
| 35.05M | 5.73745G | 5.7725G | 40.58M | 5.732661G | 5.773241G | 500k | 2 |



TEL : 886-3-327-3456

FAX : 886-3-327-0973

## 802.11ac VHT40_Nss1,(MCS0)_2TX EBW

### 5795MHz

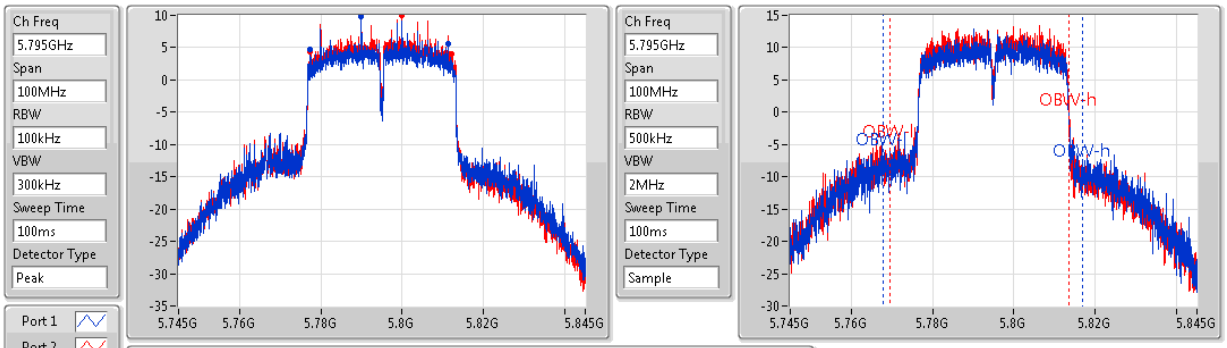


| 6dB(Hz) | Fl-6dB(Hz) | Fh-6dB(Hz) | OBW(Hz) | Fl-OBW(Hz) | Fh-OBW(Hz) | Limit(Hz) | Port |
|---|---|---|---|---|---|---|---|
| 33.8M | 5.77745G | 5.81125G | 48.876M | 5.767864G | 5.816739G | 500k | 1 |
| 34.8M | 5.77745G | 5.81225G | 43.978M | 5.769563G | 5.813541G | 500k | 2 |

## 802.11ac VHT80_Nss1,(MCS0)_2TX EBW

### 5210MHz

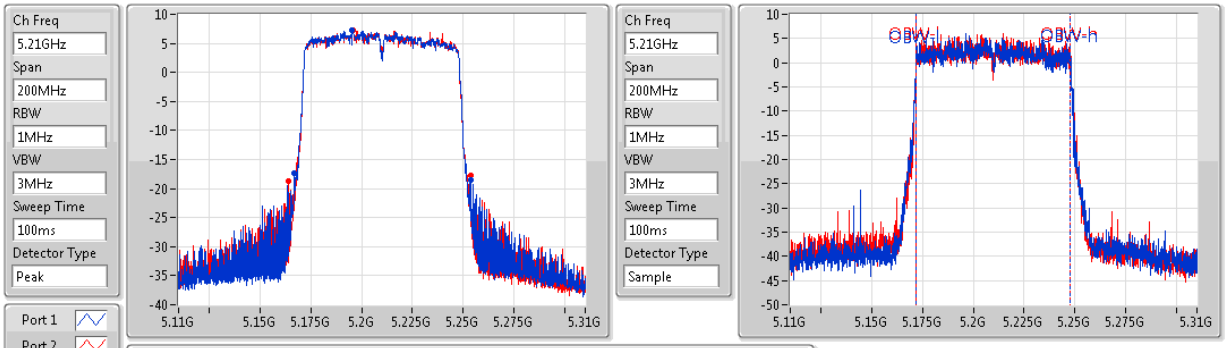


| 26dB(Hz) | Fl-26dB(Hz) | Fh-26dB(Hz) | OBW(Hz) | Fl-OBW(Hz) | Fh-OBW(Hz) | Limit(Hz) | Port |
|---|---|---|---|---|---|---|---|
| 86.7M | 5.1668G | 5.2535G | 75.962M | 5.171919G | 5.247881G | Inf | 1 |
| 89.2M | 5.1643G | 5.2535G | 75.862M | 5.172019G | 5.247881G | Inf | 2 |

## 802.11ac VHT80_Nss1,(MCS0)_2TX EBW

### 5775MHz

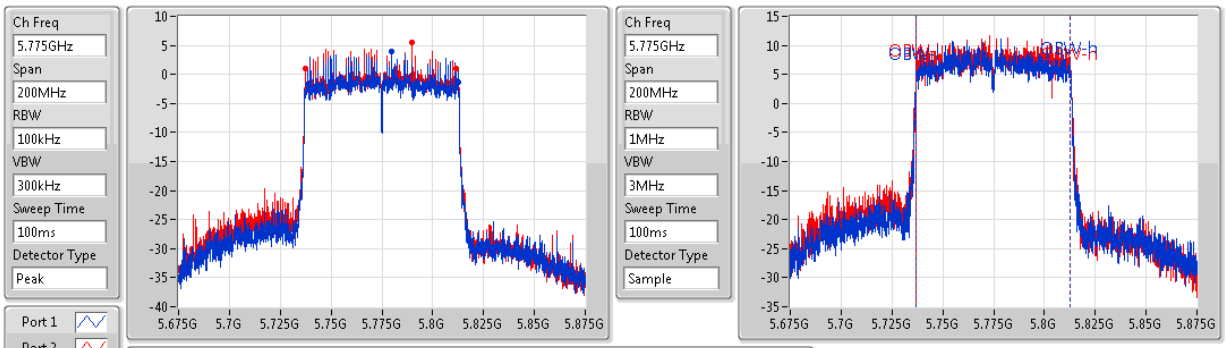


| 6dB(Hz) | Fl-6dB(Hz) | Fh-6dB(Hz) | OBW(Hz) | Fl-OBW(Hz) | Fh-OBW(Hz) | Limit(Hz) | Port |
|---|---|---|---|---|---|---|---|
| 74.1M | 5.7384G | 5.8125G | 76.062M | 5.736819G | 5.812881G | 500k | 1 |
| 73.9M | 5.7374G | 5.8113G | 75.962M | 5.736919G | 5.812881G | 500k | 2 |

## 802.11ac VHT20-BF_Nss1,(MCS0)_2TX EBW

### 5180MHz

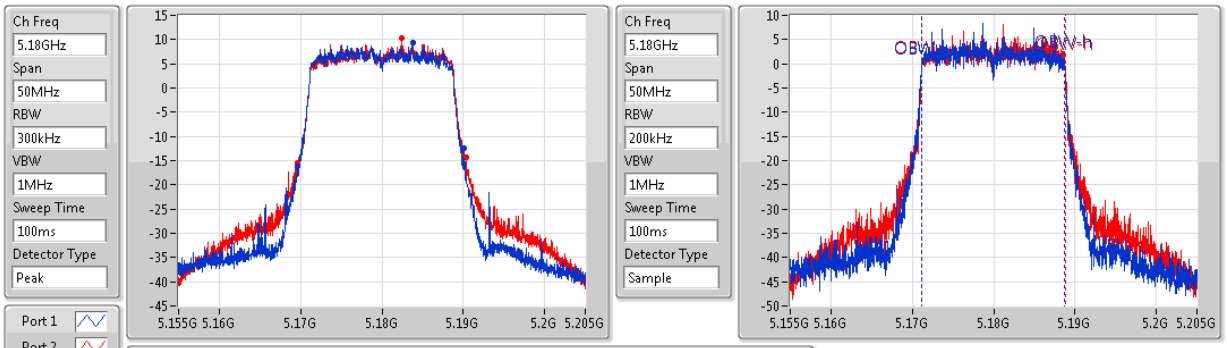


| 26dB(Hz) | Fl-26dB(Hz) | Fh-26dB(Hz) | OBW(Hz) | Fl-OBW(Hz) | Fh-OBW(Hz) | Limit(Hz) | Port |
|---|---|---|---|---|---|---|---|
| 20.55M | 5.1696G | 5.19015G | 17.616M | 5.171129G | 5.188746G | Inf | 1 |
| 20.775M | 5.169575G | 5.19035G | 17.641M | 5.171154G | 5.188796G | Inf | 2 |

## 802.11ac VHT20-BF_Nss1,(MCS0)_2TX EBW

### 5200MHz

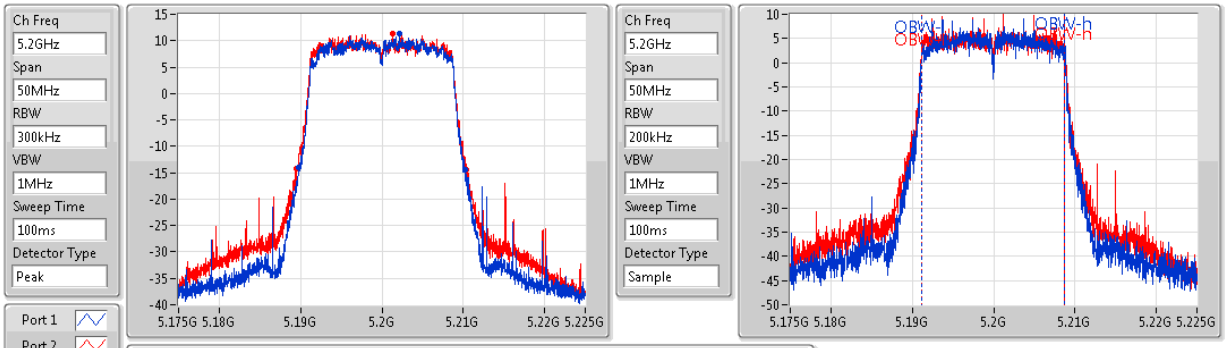


| 26dB(Hz) | Fl-26dB(Hz) | Fh-26dB(Hz) | OBW(Hz) | Fl-OBW(Hz) | Fh-OBW(Hz) | Limit(Hz) | Port |
|---|---|---|---|---|---|---|---|
| 20.525M | 5.18975G | 5.210275G | 17.616M | 5.191154G | 5.208771G | Inf | 1 |
| 20.9M | 5.1895G | 5.2104G | 17.666M | 5.191104G | 5.208771G | Inf | 2 |

## 802.11ac VHT20-BF_Nss1,(MCS0)_2TX EBW

### 5240MHz

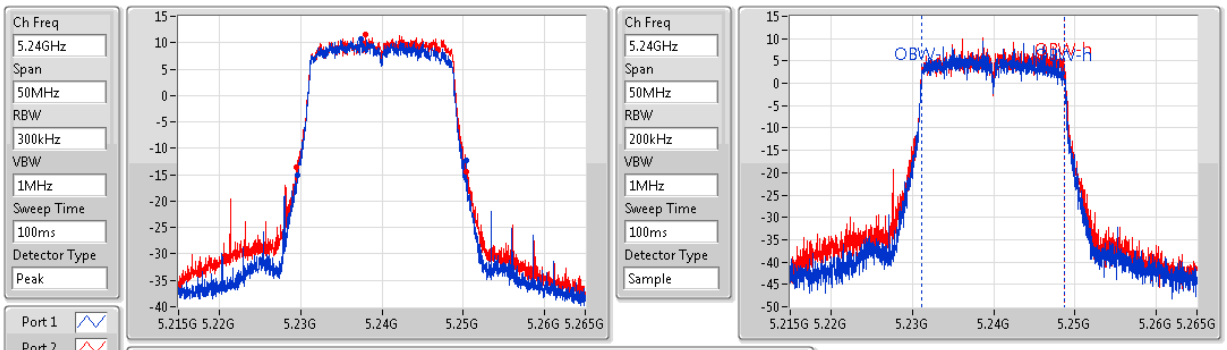


| 26dB(Hz) | Fl-26dB(Hz) | Fh-26dB(Hz) | OBW(Hz) | Fl-OBW(Hz) | Fh-OBW(Hz) | Limit(Hz) | Port |
|---|---|---|---|---|---|---|---|
| 20.8M | 5.229625G | 5.250425G | 17.566M | 5.231154G | 5.248721G | Inf | 1 |
| 20.825M | 5.22955G | 5.250375G | 17.641M | 5.231129G | 5.248771G | Inf | 2 |

## 802.11ac VHT20-BF_Nss1,(MCS0)_2TX EBW

### 5745MHz

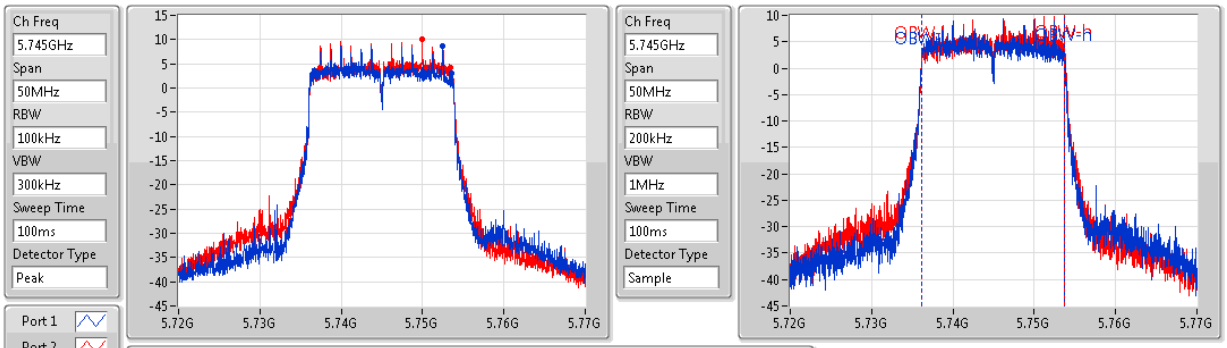


| 6dB(Hz) | Fl-6dB(Hz) | Fh-6dB(Hz) | OBW(Hz) | Fl-OBW(Hz) | Fh-OBW(Hz) | Limit(Hz) | Port |
|---|---|---|---|---|---|---|---|
| 17.2M | 5.736375G | 5.753575G | 17.616M | 5.736129G | 5.753746G | 500k | 1 |
| 16.075M | 5.737375G | 5.75345G | 17.616M | 5.736154G | 5.753771G | 500k | 2 |

## 802.11ac VHT20-BF_Nss1,(MCS0)_2TX EBW

### 5785MHz

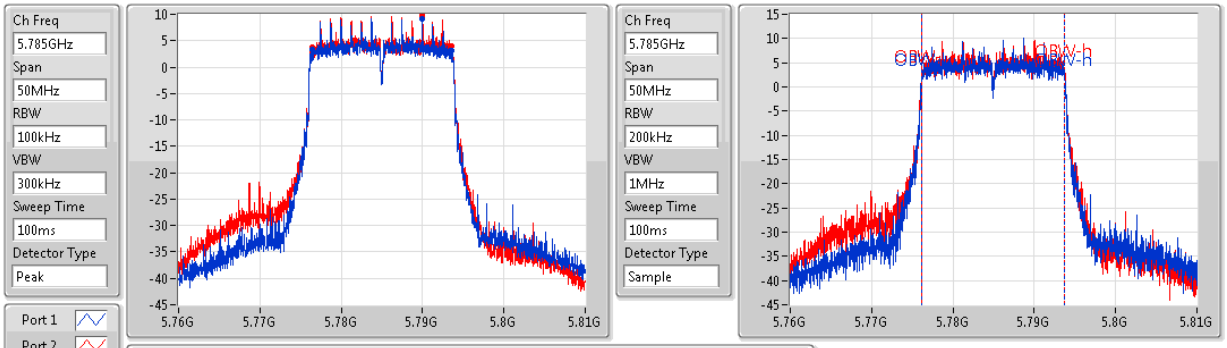


| 6dB(Hz) | Fl-6dB(Hz) | Fh-6dB(Hz) | OBW(Hz) | Fl-OBW(Hz) | Fh-OBW(Hz) | Limit(Hz) | Port |
|---|---|---|---|---|---|---|---|
| 17.125M | 5.776475G | 5.7936G | 17.641M | 5.776129G | 5.793771G | 500k | 1 |
| 17.15M | 5.77645G | 5.7936G | 17.616M | 5.776154G | 5.793771G | 500k | 2 |

## 802.11ac VHT20-BF_Nss1,(MCS0)_2TX EBW

### 5825MHz

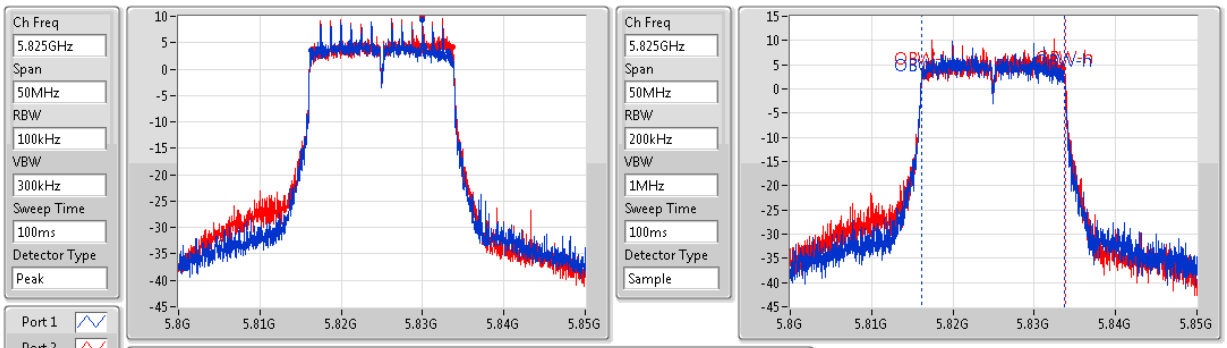


| 6dB(Hz) | Fl-6dB(Hz) | Fh-6dB(Hz) | OBW(Hz) | Fl-OBW(Hz) | Fh-OBW(Hz) | Limit(Hz) | Port |
|---|---|---|---|---|---|---|---|
| 16.75M | 5.81635G | 5.8331G | 17.641M | 5.816104G | 5.833746G | 500k | 1 |
| 17.275M | 5.81645G | 5.833725G | 17.666M | 5.816129G | 5.833796G | 500k | 2 |

## 802.11ac VHT40-BF_Nss1,(MCS0)_2TX — EBW

### 5190MHz

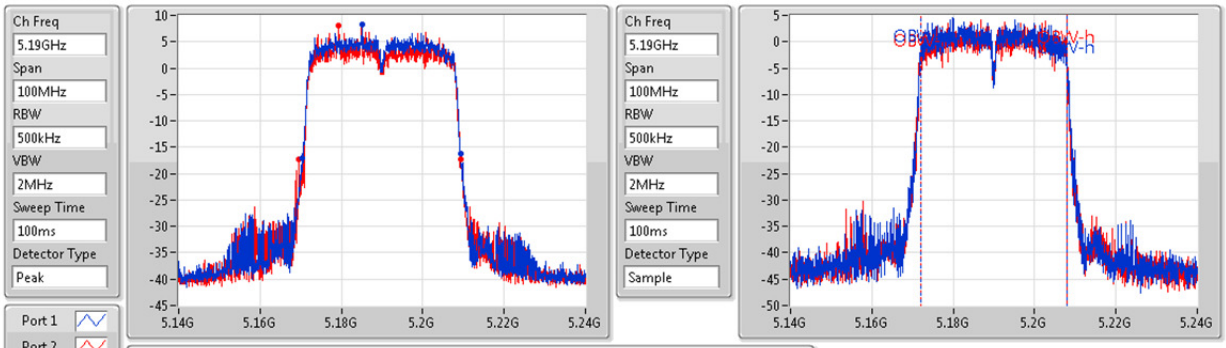


| 26dB(Hz) | Fl-26dB(Hz) | Fh-26dB(Hz) | OBW(Hz) | Fl-OBW(Hz) | Fh-OBW(Hz) | Limit(Hz) | Port |
|---|---|---|---|---|---|---|---|
| 39M | 5.1703G | 5.2093G | 35.882M | 5.171959G | 5.207841G | Inf | 1 |
| 39.9M | 5.1695G | 5.2094G | 35.982M | 5.171909G | 5.207891G | Inf | 2 |

## 802.11ac VHT40-BF_Nss1,(MCS0)_2TX — EBW

### 5230MHz

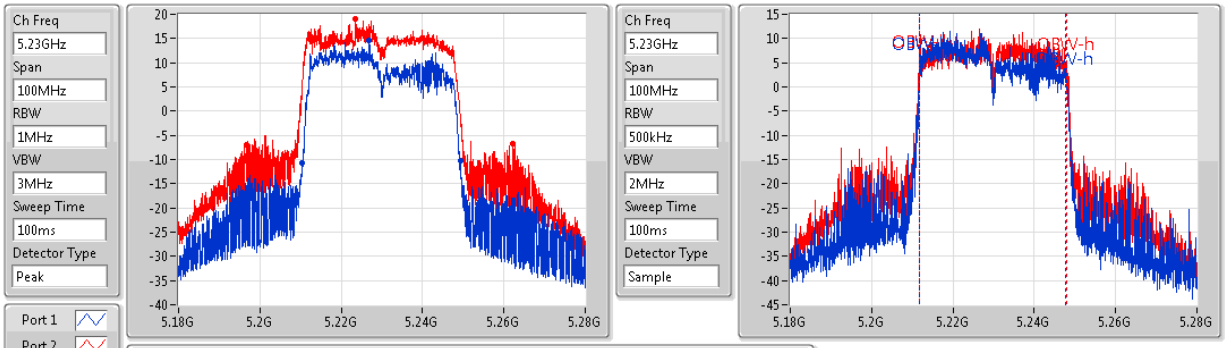


| 26dB(Hz) | Fl-26dB(Hz) | Fh-26dB(Hz) | OBW(Hz) | Fl-OBW(Hz) | Fh-OBW(Hz) | Limit(Hz) | Port |
|---|---|---|---|---|---|---|---|
| 38.75M | 5.2105G | 5.24925G | 35.932M | 5.211859G | 5.247791G | Inf | 1 |
| 65.65M | 5.19665G | 5.2623G | 36.132M | 5.211809G | 5.247941G | Inf | 2 |

## 802.11ac VHT40-BF_Nss1,(MCS0)_2TX — EBW

### 5755MHz

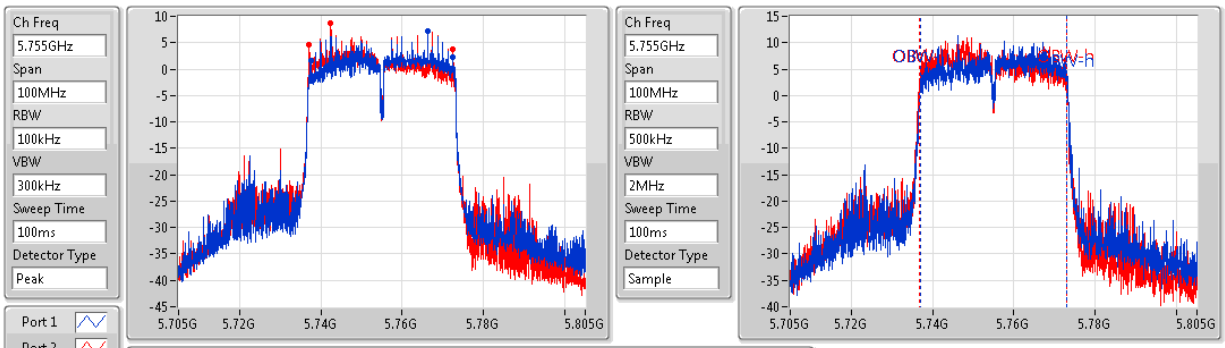


| 6dB(Hz) | Fl-6dB(Hz) | Fh-6dB(Hz) | OBW(Hz) | Fl-OBW(Hz) | Fh-OBW(Hz) | Limit(Hz) | Port |
|---|---|---|---|---|---|---|---|
| 34.95M | 5.7375G | 5.77245G | 36.082M | 5.737009G | 5.773091G | 500k | 1 |
| 35.4M | 5.73705G | 5.77245G | 35.982M | 5.736859G | 5.772841G | 500k | 2 |



TEL : 886-3-327-3456

FAX : 886-3-327-0973

## 802.11ac VHT40-BF_Nss1,(MCS0)_2TX EBW

### 5795MHz

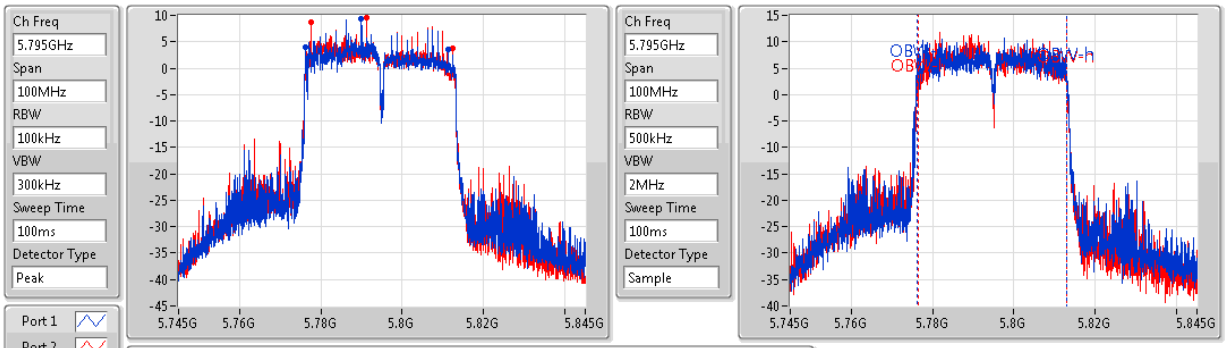


| 6dB(Hz) | Fl-6dB(Hz) | Fh-6dB(Hz) | OBW(Hz) | Fl-OBW(Hz) | Fh-OBW(Hz) | Limit(Hz) | Port |
|---|---|---|---|---|---|---|---|
| 35.05M | 5.7762G | 5.81125G | 36.832M | 5.776109G | 5.812941G | 500k | 1 |
| 34.95M | 5.7775G | 5.81245G | 36.432M | 5.776409G | 5.812841G | 500k | 2 |

## 802.11ac VHT80-BF_Nss1,(MCS0)_2TX EBW

### 5210MHz

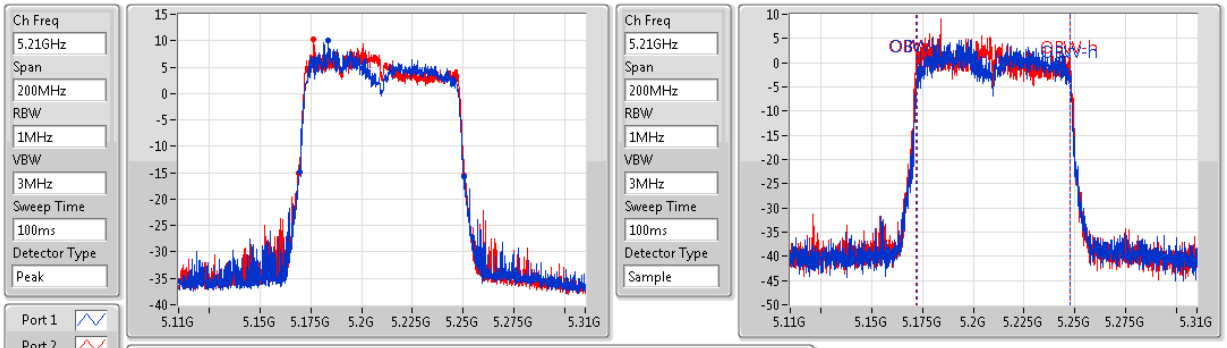


| 26dB(Hz) | Fl-26dB(Hz) | Fh-26dB(Hz) | OBW(Hz) | Fl-OBW(Hz) | Fh-OBW(Hz) | Limit(Hz) | Port |
|---|---|---|---|---|---|---|---|
| 80.9M | 5.1694G | 5.2503G | 75.062M | 5.172519G | 5.247581G | Inf | 1 |
| 81.8M | 5.1688G | 5.2506G | 75.962M | 5.171719G | 5.247681G | Inf | 2 |

## 802.11ac VHT80-BF_Nss1,(MCS0)_2TX EBW

### 5775MHz

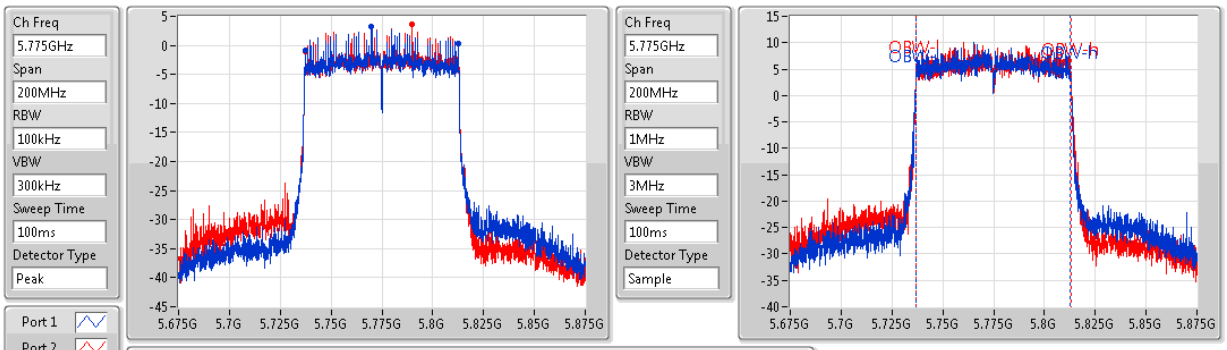


| 6dB(Hz) | Fl-6dB(Hz) | Fh-6dB(Hz) | OBW(Hz) | Fl-OBW(Hz) | Fh-OBW(Hz) | Limit(Hz) | Port |
|---|---|---|---|---|---|---|---|
| 75.1M | 5.7374G | 5.8125G | 75.862M | 5.737019G | 5.812881G | 500k | 1 |
| 75.1M | 5.7374G | 5.8125G | 75.962M | 5.737019G | 5.812981G | 500k | 2 |

## Summary

| Mode | Total Power (dBm) | Total Power (W) | EIRP (dBm) | EIRP (W) |
|---|---|---|---|---|
| 802.11a_(6Mbps)_2TX | - | - | - | - |
| 5.15-5.25GHz | 24.18 | 0.26182 | 28.05 | 0.63826 |
| 5.725-5.85GHz | 25.59 | 0.36224 | 29.46 | 0.88308 |
| 802.11ac VHT20_Nss1,(MCS0)_2TX | - | - | - | - |
| 5.15-5.25GHz | 24.62 | 0.28973 | 28.49 | 0.70632 |
| 5.725-5.85GHz | 25.55 | 0.35892 | 29.42 | 0.87498 |
| 802.11ac VHT40_Nss1,(MCS0)_2TX | - | - | - | - |
| 5.15-5.25GHz | 25.85 | 0.38459 | 29.72 | 0.93756 |
| 5.725-5.85GHz | 25.71 | 0.37239 | 29.58 | 0.90782 |
| 802.11ac VHT80_Nss1,(MCS0)_2TX | - | - | - | - |
| 5.15-5.25GHz | 18.35 | 0.06839 | 22.22 | 0.16672 |
| 5.725-5.85GHz | 23.15 | 0.20654 | 27.02 | 0.50350 |
| 802.11ac VHT20-BF_Nss1,(MCS0)_2TX | - | - | - | - |
| 5.15-5.25GHz | 21.56 | 0.14322 | 28.44 | 0.69823 |
| 5.725-5.85GHz | 21.95 | 0.15668 | 28.83 | 0.76384 |
| 802.11ac VHT40-BF_Nss1,(MCS0)_2TX | - | - | - | - |
| 5.15-5.25GHz | 22.56 | 0.18030 | 29.44 | 0.87902 |
| 5.725-5.85GHz | 22.23 | 0.16711 | 29.11 | 0.81470 |
| 802.11ac VHT80-BF_Nss1,(MCS0)_2TX | - | - | - | - |
| 5.15-5.25GHz | 15.63 | 0.03656 | 22.51 | 0.17824 |
| 5.725-5.85GHz | 21.22 | 0.13243 | 28.10 | 0.64565 |

## Result

| Mode | Result | DG (dBi) | Port 1 (dBm) | Port 2 (dBm) | Total Power (dBm) | Power Limit (dBm) | EIRP (dBm) | EIRP Limit (dBm) |
|---|---|---|---|---|---|---|---|---|
| 802.11a_(6Mbps)_2TX | - | - | - | - | - | - | - | - |
| 5180MHz | Pass | 3.87 | 20.12 | 20.38 | 23.26 | 30.00 | 27.13 | 36.00 |
| 5200MHz | Pass | 3.87 | 20.80 | 21.18 | 24.00 | 30.00 | 27.87 | 36.00 |
| 5240MHz | Pass | 3.87 | 20.76 | 21.55 | 24.18 | 30.00 | 28.05 | 36.00 |
| 5745MHz | Pass | 3.87 | 22.20 | 22.67 | 25.45 | 30.00 | 29.32 | 36.00 |
| 5785MHz | Pass | 3.87 | 21.59 | 22.56 | 25.11 | 30.00 | 28.98 | 36.00 |
| 5825MHz | Pass | 3.87 | 22.06 | 23.04 | 25.59 | 30.00 | 29.46 | 36.00 |
| 802.11ac VHT20_Nss1,(MCS0)_2TX | - | - | - | - | - | - | - | - |
| 5180MHz | Pass | 3.87 | 21.25 | 21.35 | 24.31 | 30.00 | 28.18 | 36.00 |
| 5200MHz | Pass | 3.87 | 21.32 | 21.69 | 24.52 | 30.00 | 28.39 | 36.00 |
| 5240MHz | Pass | 3.87 | 21.22 | 21.96 | 24.62 | 30.00 | 28.49 | 36.00 |
| 5745MHz | Pass | 3.87 | 22.20 | 22.55 | 25.39 | 30.00 | 29.26 | 36.00 |
| 5785MHz | Pass | 3.87 | 22.08 | 22.60 | 25.36 | 30.00 | 29.23 | 36.00 |
| 5825MHz | Pass | 3.87 | 22.15 | 22.90 | 25.55 | 30.00 | 29.42 | 36.00 |
| 802.11ac VHT40_Nss1,(MCS0)_2TX | - | - | - | - | - | - | - | - |
| 5190MHz | Pass | 3.87 | 16.62 | 16.54 | 19.59 | 30.00 | 23.46 | 36.00 |
| 5230MHz | Pass | 3.87 | 22.52 | 23.13 | 25.85 | 30.00 | 29.72 | 36.00 |
| 5755MHz | Pass | 3.87 | 22.00 | 22.45 | 25.24 | 30.00 | 29.11 | 36.00 |
| 5795MHz | Pass | 3.87 | 22.34 | 23.03 | 25.71 | 30.00 | 29.58 | 36.00 |
| 802.11ac VHT80_Nss1,(MCS0)_2TX | - | - | - | - | - | - | - | - |
| 5210MHz | Pass | 3.87 | 15.13 | 15.54 | 18.35 | 30.00 | 22.22 | 36.00 |
| 5775MHz | Pass | 3.87 | 19.82 | 20.44 | 23.15 | 30.00 | 27.02 | 36.00 |
| 802.11ac VHT20-BF_Nss1,(MCS0)_2TX | - | - | - | - | - | - | - | - |
| 5180MHz | Pass | 6.88 | 15.91 | 16.16 | 19.05 | 29.12 | 25.93 | 36.00 |
| 5200MHz | Pass | 6.88 | 17.15 | 17.34 | 20.26 | 29.12 | 27.14 | 36.00 |
| 5240MHz | Pass | 6.88 | 18.12 | 18.94 | 21.56 | 29.12 | 28.44 | 36.00 |
| 5745MHz | Pass | 6.88 | 18.19 | 19.02 | 21.64 | 29.12 | 28.52 | 36.00 |
| 5785MHz | Pass | 6.88 | 18.63 | 19.10 | 21.88 | 29.12 | 28.76 | 36.00 |
| 5825MHz | Pass | 6.88 | 18.74 | 19.13 | 21.95 | 29.12 | 28.83 | 36.00 |
| 802.11ac VHT40-BF_Nss1,(MCS0)_2TX | - | - | - | - | - | - | - | - |
| 5190MHz | Pass | 6.88 | 12.11 | 12.18 | 15.16 | 29.12 | 22.04 | 36.00 |
| 5230MHz | Pass | 6.88 | 19.36 | 19.73 | 22.56 | 29.12 | 29.44 | 36.00 |
| 5755MHz | Pass | 6.88 | 18.03 | 18.88 | 21.49 | 29.12 | 28.37 | 36.00 |
| 5795MHz | Pass | 6.88 | 18.87 | 19.54 | 22.23 | 29.12 | 29.11 | 36.00 |
| 802.11ac VHT80-BF_Nss1,(MCS0)_2TX | - | - | - | - | - | - | - | - |
| 5210MHz | Pass | 6.88 | 12.29 | 12.93 | 15.63 | 29.12 | 22.51 | 36.00 |
| 5775MHz | Pass | 6.88 | 18.02 | 18.39 | 21.22 | 29.12 | 28.10 | 36.00 |

**DG** = Directional Gain; **Port X** = Port X output power

## Summary

| Mode | PD (dBm/RBW) | EIRP PD (dBm/RBW) |
|---|---|---|
| 802.11a_(6Mbps)_2TX | - | - |
| 5.15-5.25GHz | 11.63 | 18.51 |
| 5.725-5.85GHz | 11.57 | 18.45 |
| 802.11ac VHT20_Nss1,(MCS0)_2TX | - | - |
| 5.15-5.25GHz | 11.77 | 18.65 |
| 5.725-5.85GHz | 10.98 | 17.86 |
| 802.11ac VHT40_Nss1,(MCS0)_2TX | - | - |
| 5.15-5.25GHz | 10.31 | 17.19 |
| 5.725-5.85GHz | 8.52 | 15.40 |
| 802.11ac VHT80_Nss1,(MCS0)_2TX | - | - |
| 5.15-5.25GHz | -0.17 | 6.71 |
| 5.725-5.85GHz | 3.25 | 10.13 |
| 802.11ac VHT20-BF_Nss1,(MCS0)_2TX | - | - |
| 5.15-5.25GHz | 9.34 | 16.22 |
| 5.725-5.85GHz | 7.92 | 14.80 |
| 802.11ac VHT40-BF_Nss1,(MCS0)_2TX | - | - |
| 5.15-5.25GHz | 7.14 | 14.02 |
| 5.725-5.85GHz | 6.02 | 12.90 |
| 802.11ac VHT80-BF_Nss1,(MCS0)_2TX | - | - |
| 5.15-5.25GHz | -2.15 | 4.73 |
| 5.725-5.85GHz | 0.71 | 7.59 |

**RBW** = 500kHz for 5.725-5.85GHz band / 1MHz for other band;

## Result

| Mode | Result | DG (dBi) | Port 1 (dBm/RBW) | Port 2 (dBm/RBW) | PD (dBm/RBW) | PD Limit (dBm/RBW) |
|---|---|---|---|---|---|---|
| 802.11a_(6Mbps)_2TX | - | - | - | - | - | - |
| 5180MHz | Pass | 6.88 | 7.77 | 7.97 | 10.84 | 16.12 |
| 5200MHz | Pass | 6.88 | 8.42 | 8.71 | 11.55 | 16.12 |
| 5240MHz | Pass | 6.88 | 8.24 | 8.99 | 11.63 | 16.12 |
| 5745MHz | Pass | 6.88 | 8.19 | 8.68 | 11.44 | 29.12 |
| 5785MHz | Pass | 6.88 | 7.56 | 8.43 | 10.92 | 29.12 |
| 5825MHz | Pass | 6.88 | 8.14 | 9.00 | 11.57 | 29.12 |
| 802.11ac VHT20_Nss1,(MCS0)_2TX | - | - | - | - | - | - |
| 5180MHz | Pass | 6.88 | 8.51 | 8.62 | 11.50 | 16.12 |
| 5200MHz | Pass | 6.88 | 8.65 | 8.97 | 11.76 | 16.12 |
| 5240MHz | Pass | 6.88 | 8.36 | 9.16 | 11.77 | 16.12 |
| 5745MHz | Pass | 6.88 | 7.80 | 8.19 | 10.98 | 29.12 |
| 5785MHz | Pass | 6.88 | 7.62 | 8.19 | 10.87 | 29.12 |
| 5825MHz | Pass | 6.88 | 7.62 | 8.34 | 10.92 | 29.12 |
| 802.11ac VHT40_Nss1,(MCS0)_2TX | - | - | - | - | - | - |
| 5190MHz | Pass | 6.88 | 1.02 | 1.28 | 4.12 | 16.12 |
| 5230MHz | Pass | 6.88 | 7.04 | 7.63 | 10.31 | 16.12 |
| 5755MHz | Pass | 6.88 | 5.02 | 5.52 | 8.26 | 29.12 |
| 5795MHz | Pass | 6.88 | 5.16 | 5.93 | 8.52 | 29.12 |
| 802.11ac VHT80_Nss1,(MCS0)_2TX | - | - | - | - | - | - |
| 5210MHz | Pass | 6.88 | -3.48 | -2.88 | -0.17 | 16.12 |
| 5775MHz | Pass | 6.88 | -0.12 | 0.66 | 3.25 | 29.12 |
| 802.11ac VHT20-BF_Nss1,(MCS0)_2TX | - | - | - | - | - | - |
| 5180MHz | Pass | 6.88 | 4.21 | 4.01 | 6.88 | 16.12 |
| 5200MHz | Pass | 6.88 | 6.38 | 6.43 | 9.17 | 16.12 |
| 5240MHz | Pass | 6.88 | 6.07 | 6.68 | 9.34 | 16.12 |
| 5745MHz | Pass | 6.88 | 4.67 | 5.19 | 7.67 | 29.12 |
| 5785MHz | Pass | 6.88 | 4.83 | 5.55 | 7.92 | 29.12 |
| 5825MHz | Pass | 6.88 | 4.85 | 5.51 | 7.84 | 29.12 |
| 802.11ac VHT40-BF_Nss1,(MCS0)_2TX | - | - | - | - | - | - |
| 5190MHz | Pass | 6.88 | -1.89 | -2.20 | 0.83 | 16.12 |
| 5230MHz | Pass | 6.88 | 3.59 | 4.84 | 7.14 | 16.12 |
| 5755MHz | Pass | 6.88 | 2.56 | 3.55 | 5.29 | 29.12 |
| 5795MHz | Pass | 6.88 | 2.32 | 4.06 | 6.02 | 29.12 |
| 802.11ac VHT80-BF_Nss1,(MCS0)_2TX | - | - | - | - | - | - |
| 5210MHz | Pass | 6.88 | -4.94 | -4.23 | -2.15 | 16.12 |
| 5775MHz | Pass | 6.88 | -2.23 | -2.21 | 0.71 | 29.12 |

**DG** = Directional Gain; **RBW** = 500kHz for 5.725-5.85GHz band / 1MHz for other band;
**PD** = trace bin-by-bin of each transmits port summing can be performed maximum power density; **Port X** = Port X power density;

## 802.11a_(6Mbps)_2TX PSD

### 5180MHz

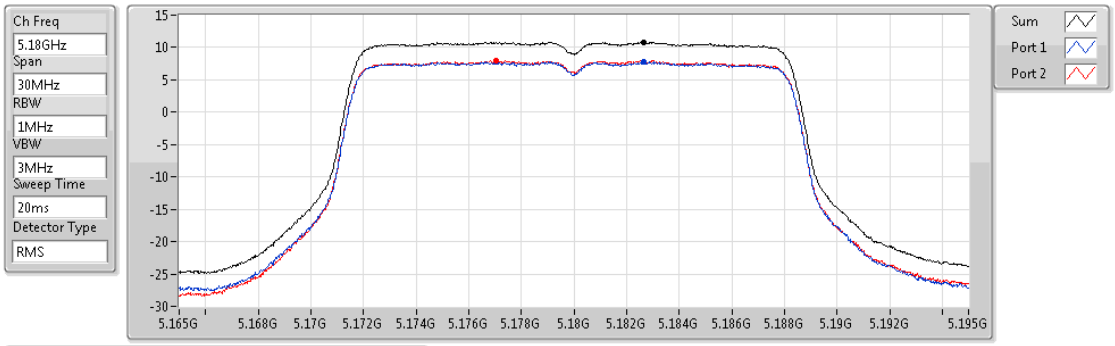


| Sum | PD | Port 1 | Port 2 |
|---|---|---|---|
| (dBm/RBW) | (dBm/RBW) | (dBm/RBW) | (dBm/RBW) |
| 10.84 | 10.84 | 7.77 | 7.97 |

## 802.11a_(6Mbps)_2TX PSD

### 5200MHz

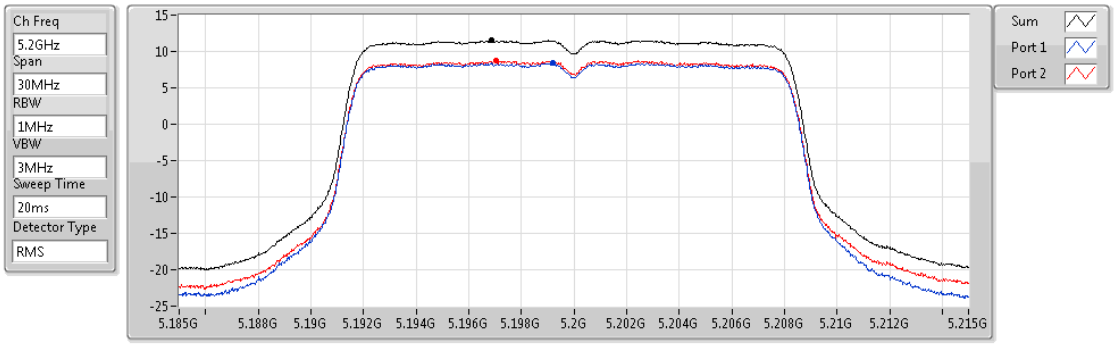


| Sum | PD | Port 1 | Port 2 |
|---|---|---|---|
| (dBm/RBW) | (dBm/RBW) | (dBm/RBW) | (dBm/RBW) |
| 11.55 | 11.55 | 8.42 | 8.71 |

## 802.11a_(6Mbps)_2TX PSD

### 5240MHz

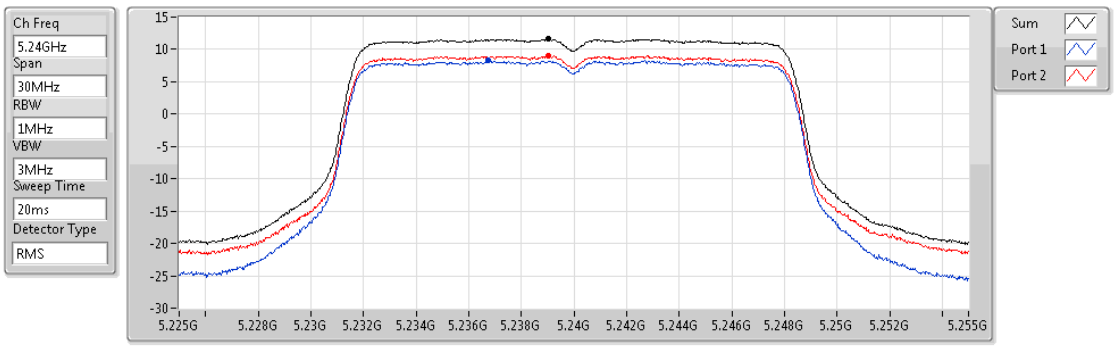


| Sum | PD | Port 1 | Port 2 |
|---|---|---|---|
| (dBm/RBW) | (dBm/RBW) | (dBm/RBW) | (dBm/RBW) |
| 11.63 | 11.63 | 8.24 | 8.99 |

## 802.11a_(6Mbps)_2TX PSD

### 5745MHz

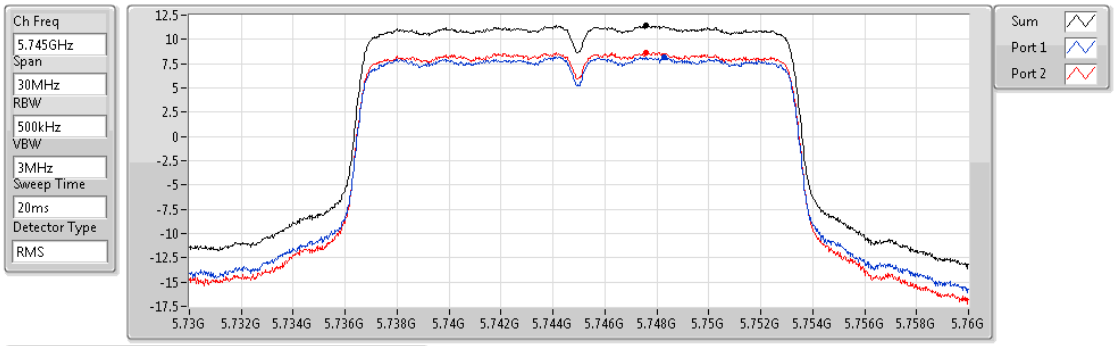


| Sum | PD | Port 1 | Port 2 |
|---|---|---|---|
| (dBm/RBW) | (dBm/RBW) | (dBm/RBW) | (dBm/RBW) |
| 11.44 | 11.44 | 8.19 | 8.68 |

## 802.11a_(6Mbps)_2TX PSD

### 5785MHz

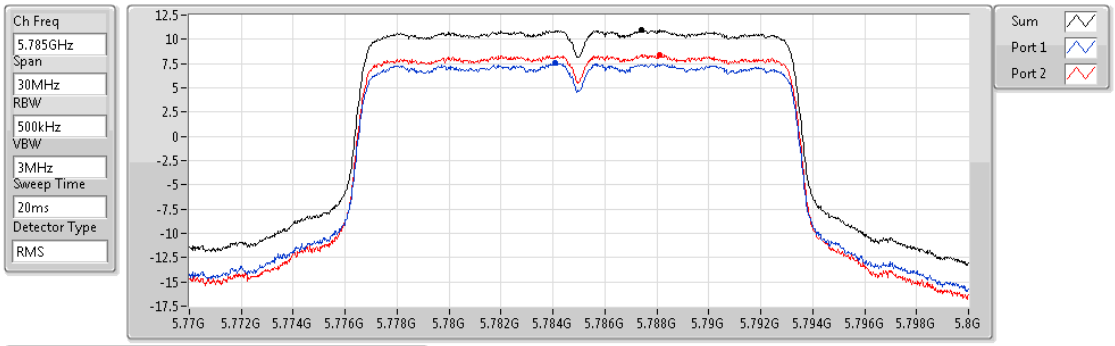


| Sum | PD | Port 1 | Port 2 |
|---|---|---|---|
| (dBm/RBW) | (dBm/RBW) | (dBm/RBW) | (dBm/RBW) |
| 10.92 | 10.92 | 7.56 | 8.43 |

## 802.11a_(6Mbps)_2TX PSD

### 5825MHz

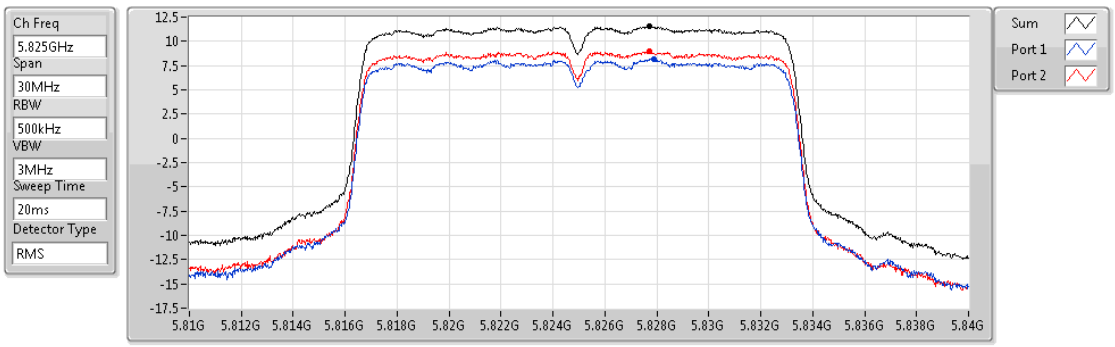


| Sum | PD | Port 1 | Port 2 |
|---|---|---|---|
| (dBm/RBW) | (dBm/RBW) | (dBm/RBW) | (dBm/RBW) |
| 11.57 | 11.57 | 8.14 | 9.00 |

## 802.11ac VHT20_Nss1,(MCS0)_2TX PSD

### 5180MHz

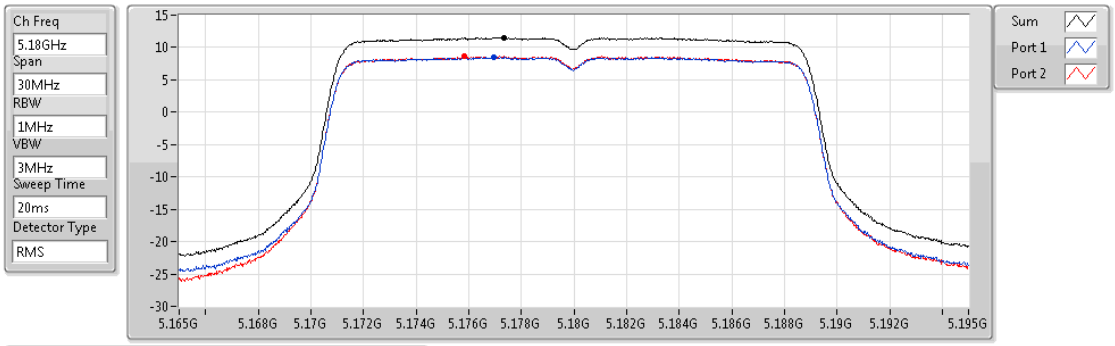


| Sum | PD | Port 1 | Port 2 |
|---|---|---|---|
| (dBm/RBW) | (dBm/RBW) | (dBm/RBW) | (dBm/RBW) |
| 11.50 | 11.50 | 8.51 | 8.62 |

## 802.11ac VHT20_Nss1,(MCS0)_2TX PSD

### 5200MHz

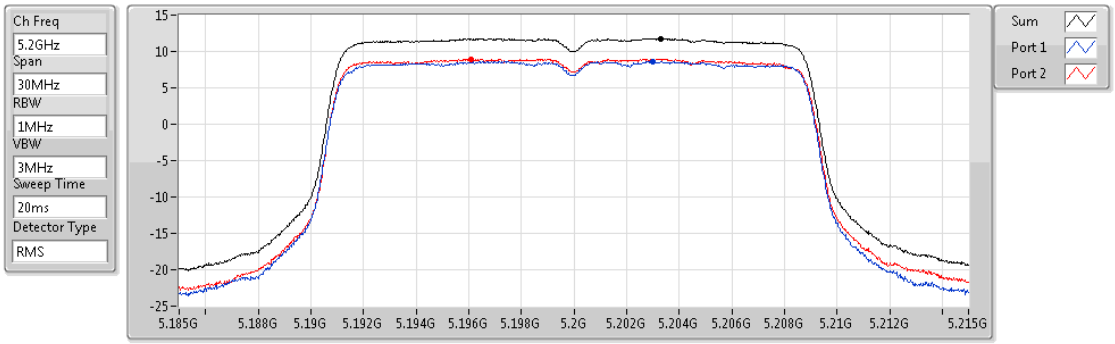


| Sum | PD | Port 1 | Port 2 |
|---|---|---|---|
| (dBm/RBW) | (dBm/RBW) | (dBm/RBW) | (dBm/RBW) |
| 11.76 | 11.76 | 8.65 | 8.97 |

## 802.11ac VHT20_Nss1,(MCS0)_2TX PSD

### 5240MHz

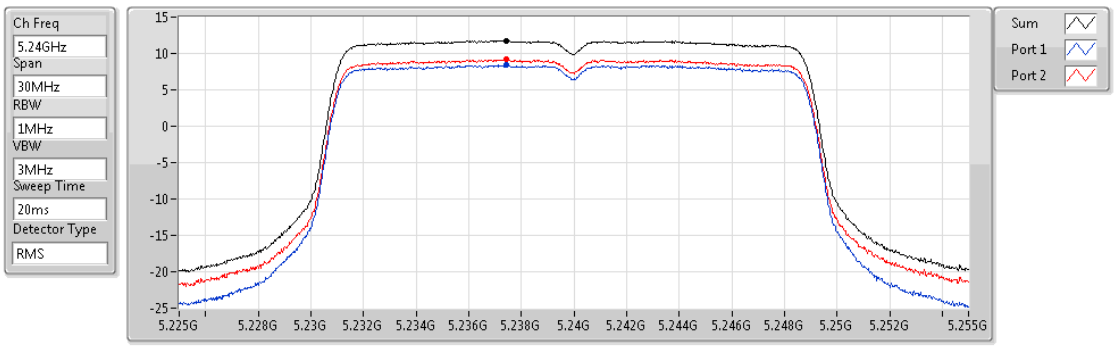


| Sum | PD | Port 1 | Port 2 |
|---|---|---|---|
| (dBm/RBW) | (dBm/RBW) | (dBm/RBW) | (dBm/RBW) |
| 11.77 | 11.77 | 8.36 | 9.16 |

## 802.11ac VHT20_Nss1,(MCS0)_2TX PSD

### 5745MHz

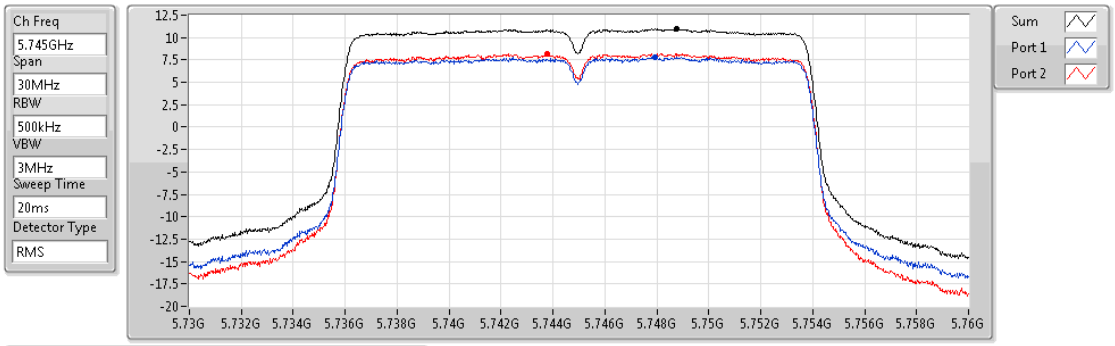


| Sum | PD | Port 1 | Port 2 |
|---|---|---|---|
| (dBm/RBW) | (dBm/RBW) | (dBm/RBW) | (dBm/RBW) |
| 10.98 | 10.98 | 7.80 | 8.19 |

## 802.11ac VHT20_Nss1,(MCS0)_2TX PSD

### 5785MHz

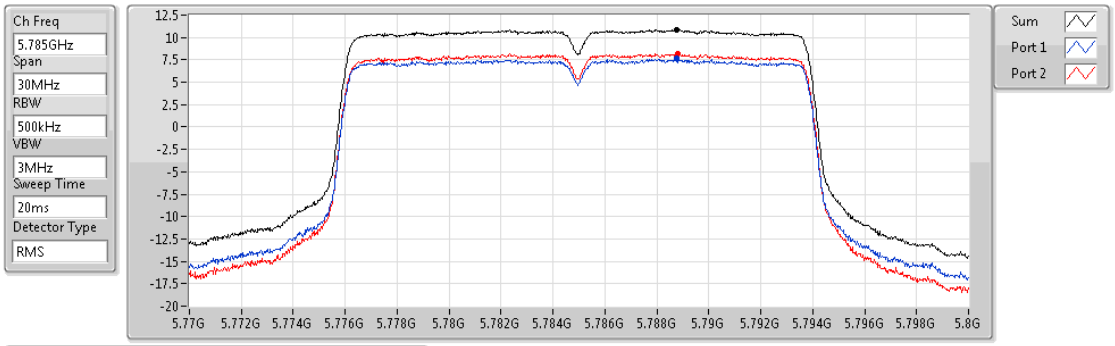


| Sum | PD | Port 1 | Port 2 |
|---|---|---|---|
| (dBm/RBW) | (dBm/RBW) | (dBm/RBW) | (dBm/RBW) |
| 10.87 | 10.87 | 7.62 | 8.19 |

## 802.11ac VHT20_Nss1,(MCS0)_2TX PSD

### 5825MHz

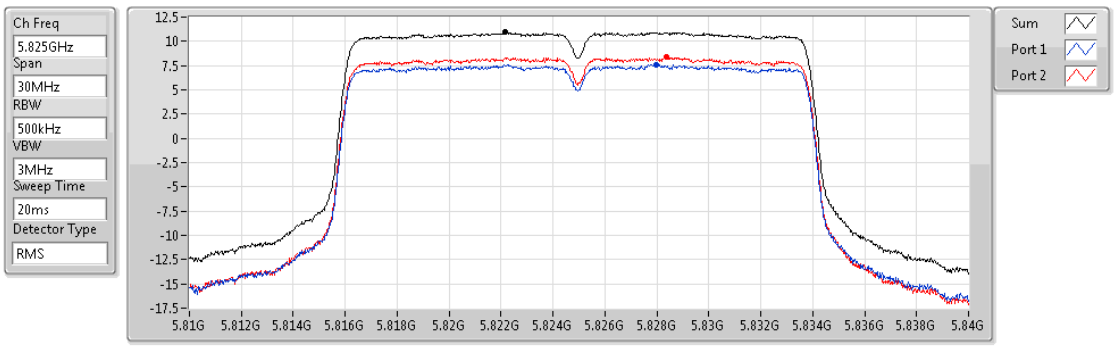


| Sum | PD | Port 1 | Port 2 |
|---|---|---|---|
| (dBm/RBW) | (dBm/RBW) | (dBm/RBW) | (dBm/RBW) |
| 10.92 | 10.92 | 7.62 | 8.34 |

## 802.11ac VHT40_Nss1,(MCS0)_2TX PSD

### 5190MHz

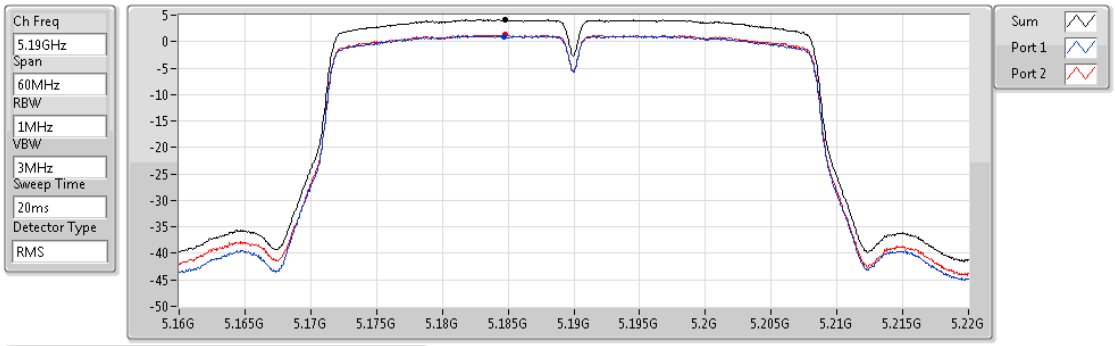


| Sum | PD | Port 1 | Port 2 |
|---|---|---|---|
| (dBm/RBW) | (dBm/RBW) | (dBm/RBW) | (dBm/RBW) |
| 4.12 | 4.12 | 1.02 | 1.28 |

## 802.11ac VHT40_Nss1,(MCS0)_2TX PSD

### 5230MHz

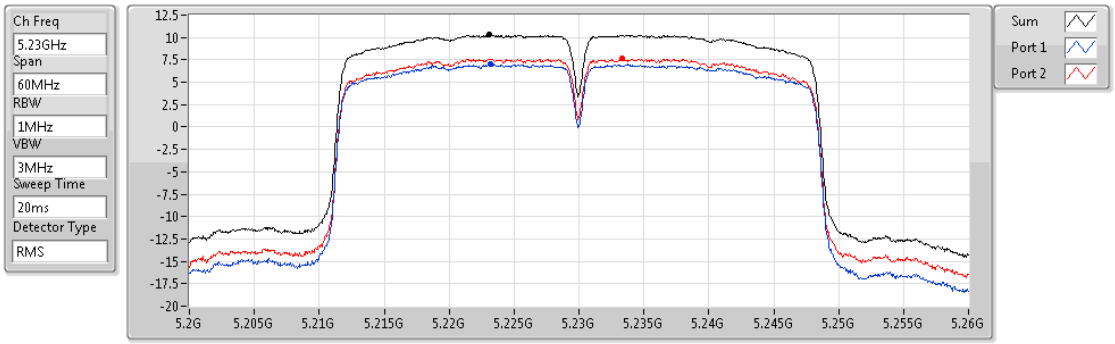


| Sum | PD | Port 1 | Port 2 |
|---|---|---|---|
| (dBm/RBW) | (dBm/RBW) | (dBm/RBW) | (dBm/RBW) |
| 10.31 | 10.31 | 7.04 | 7.63 |

## 802.11ac VHT40_Nss1,(MCS0)_2TX PSD

### 5755MHz

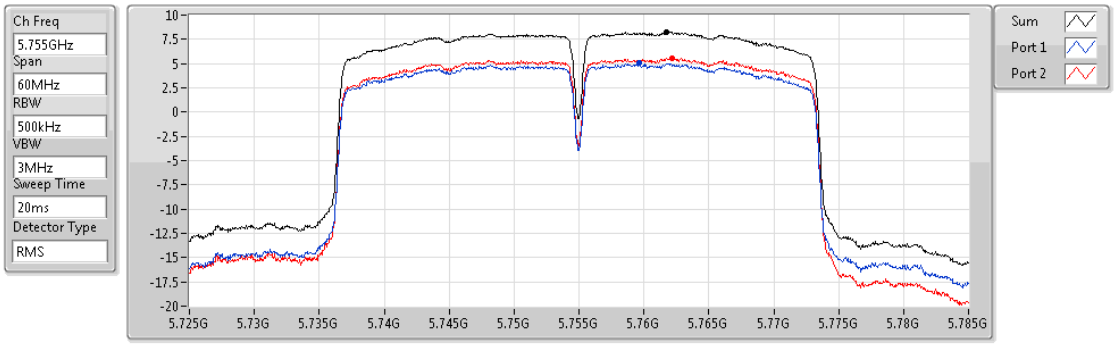


| Sum | PD | Port 1 | Port 2 |
|---|---|---|---|
| (dBm/RBW) | (dBm/RBW) | (dBm/RBW) | (dBm/RBW) |
| 8.26 | 8.26 | 5.02 | 5.52 |

## 802.11ac VHT40_Nss1,(MCS0)_2TX PSD

### 5795MHz

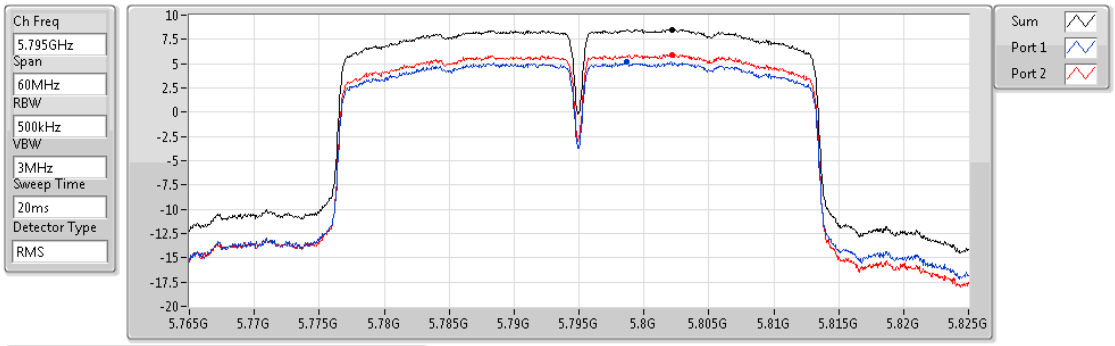


| Sum | PD | Port 1 | Port 2 |
|---|---|---|---|
| (dBm/RBW) | (dBm/RBW) | (dBm/RBW) | (dBm/RBW) |
| 8.52 | 8.52 | 5.16 | 5.93 |

## 802.11ac VHT80_Nss1,(MCS0)_2TX PSD

### 5210MHz

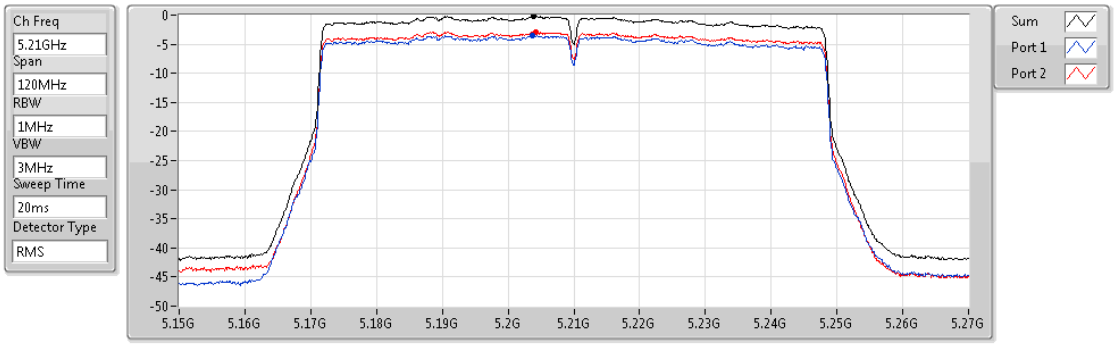


| Sum | PD | Port 1 | Port 2 |
|---|---|---|---|
| (dBm/RBW) | (dBm/RBW) | (dBm/RBW) | (dBm/RBW) |
| -0.17 | -0.17 | -3.48 | -2.88 |

## 802.11ac VHT80_Nss1,(MCS0)_2TX PSD

### 5775MHz

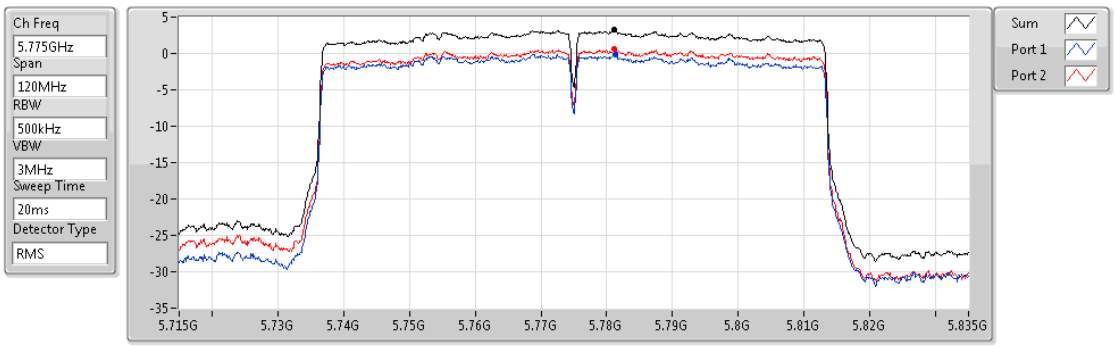


| Sum | PD | Port 1 | Port 2 |
|---|---|---|---|
| (dBm/RBW) | (dBm/RBW) | (dBm/RBW) | (dBm/RBW) |
| 3.25 | 3.25 | -0.12 | 0.66 |

## 802.11ac VHT20-BF_Nss1,(MCS0)_2TX PSD

### 5180MHz

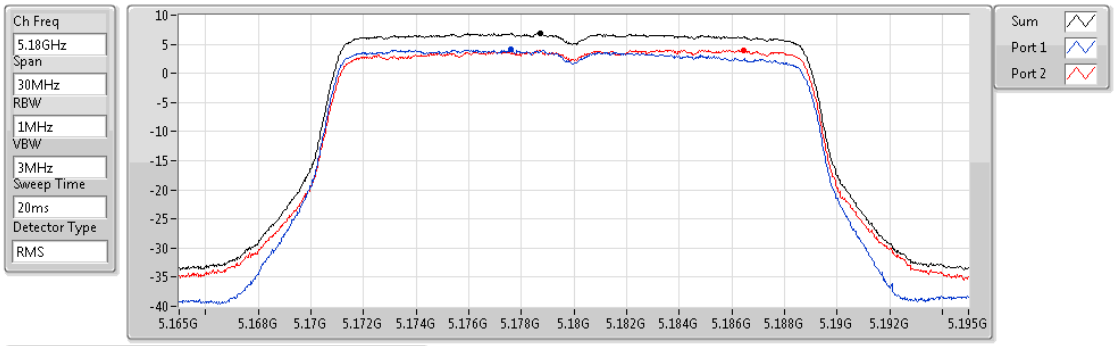


| Sum | PD | Port 1 | Port 2 |
|---|---|---|---|
| (dBm/RBW) | (dBm/RBW) | (dBm/RBW) | (dBm/RBW) |
| 6.88 | 6.88 | 4.21 | 4.01 |

## 802.11ac VHT20-BF_Nss1,(MCS0)_2TX PSD

### 5200MHz

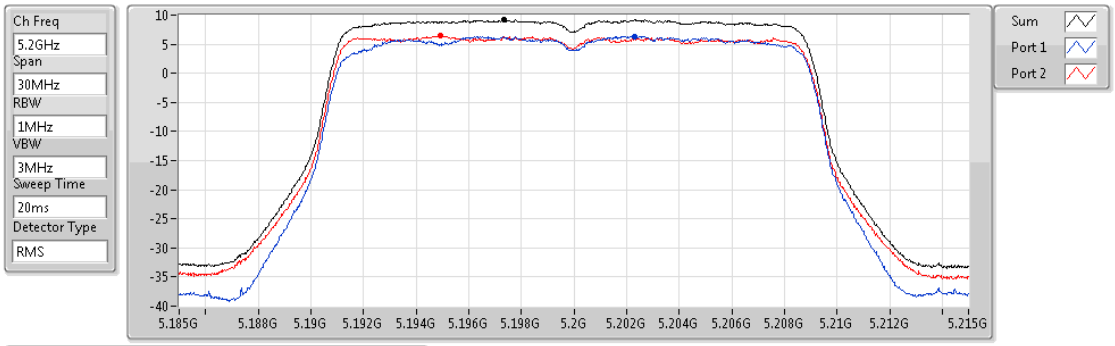


| Sum | PD | Port 1 | Port 2 |
|---|---|---|---|
| (dBm/RBW) | (dBm/RBW) | (dBm/RBW) | (dBm/RBW) |
| 9.17 | 9.17 | 6.38 | 6.43 |

## 802.11ac VHT20-BF_Nss1,(MCS0)_2TX PSD

### 5240MHz

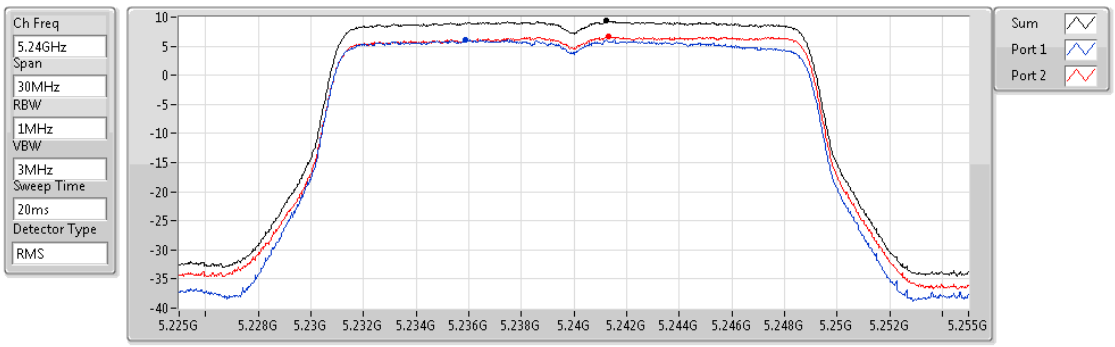


| Sum | PD | Port 1 | Port 2 |
|---|---|---|---|
| (dBm/RBW) | (dBm/RBW) | (dBm/RBW) | (dBm/RBW) |
| 9.34 | 9.34 | 6.07 | 6.68 |

## 802.11ac VHT20-BF_Nss1,(MCS0)_2TX PSD

### 5745MHz

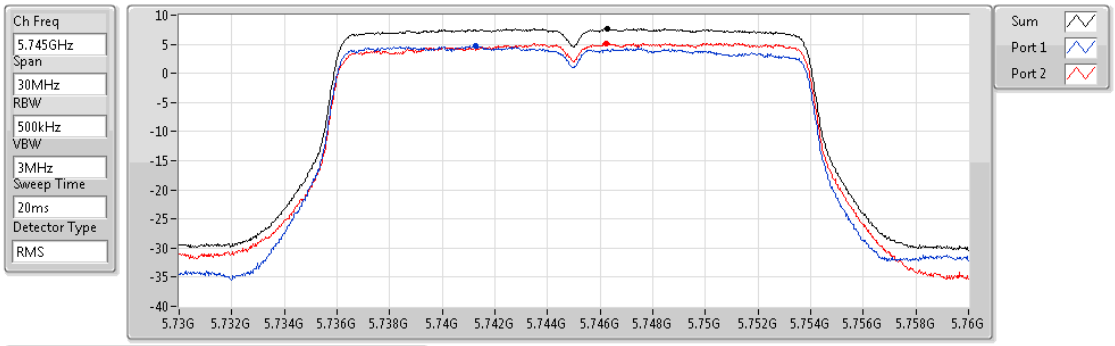


| Sum | PD | Port 1 | Port 2 |
|---|---|---|---|
| (dBm/RBW) | (dBm/RBW) | (dBm/RBW) | (dBm/RBW) |
| 7.67 | 7.67 | 4.67 | 5.19 |

## 802.11ac VHT20-BF_Nss1,(MCS0)_2TX PSD

### 5785MHz

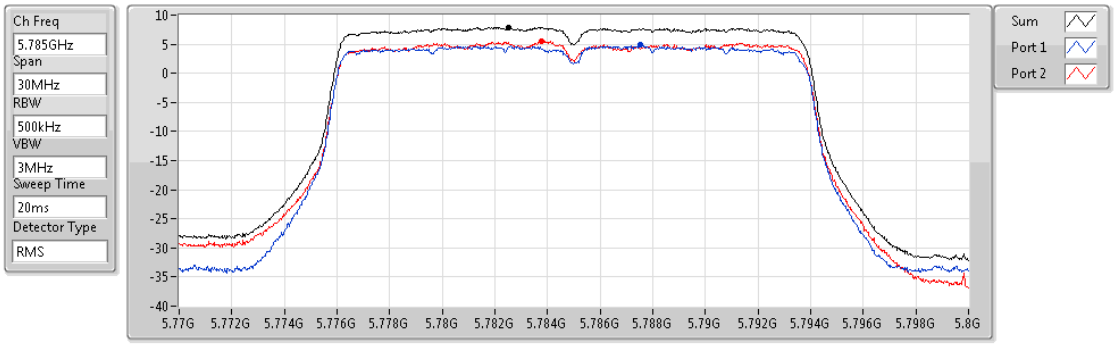


| Sum | PD | Port 1 | Port 2 |
|---|---|---|---|
| (dBm/RBW) | (dBm/RBW) | (dBm/RBW) | (dBm/RBW) |
| 7.92 | 7.92 | 4.83 | 5.55 |

## 802.11ac VHT20-BF_Nss1,(MCS0)_2TX PSD

### 5825MHz

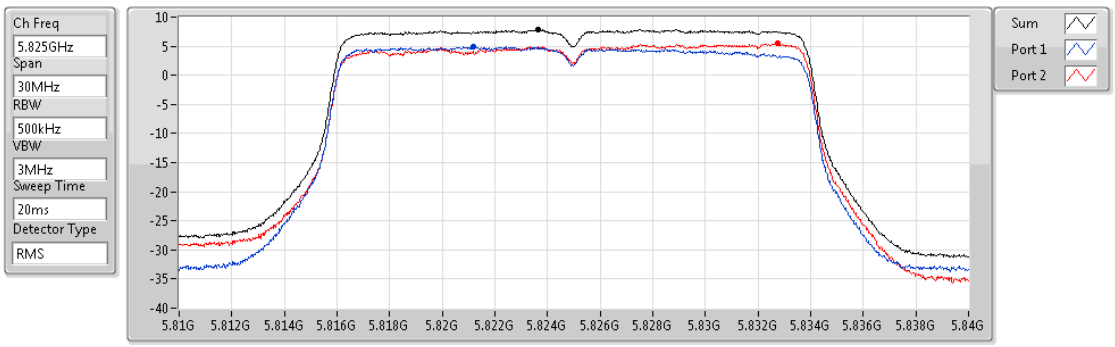


| Sum | PD | Port 1 | Port 2 |
|---|---|---|---|
| (dBm/RBW) | (dBm/RBW) | (dBm/RBW) | (dBm/RBW) |
| 7.84 | 7.84 | 4.85 | 5.51 |

## 802.11ac VHT40-BF_Nss1,(MCS0)_2TX PSD

### 5190MHz

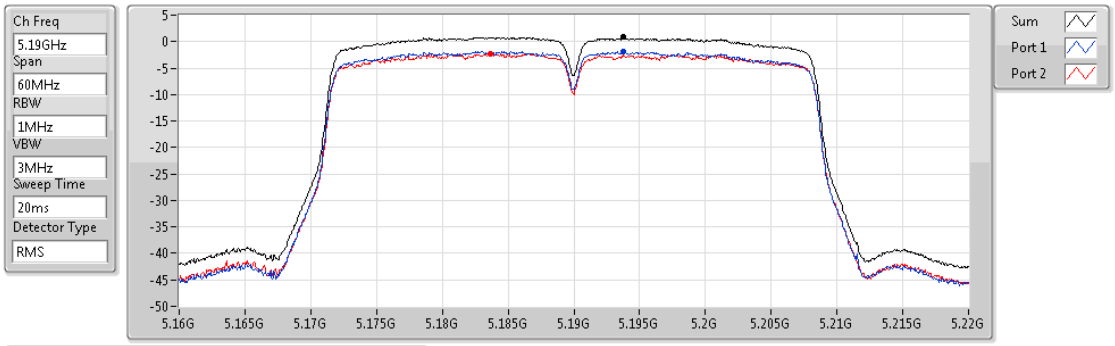


| Sum | PD | Port 1 | Port 2 |
|---|---|---|---|
| (dBm/RBW) | (dBm/RBW) | (dBm/RBW) | (dBm/RBW) |
| 0.83 | 0.83 | -1.89 | -2.20 |

## 802.11ac VHT40-BF_Nss1,(MCS0)_2TX PSD

### 5230MHz

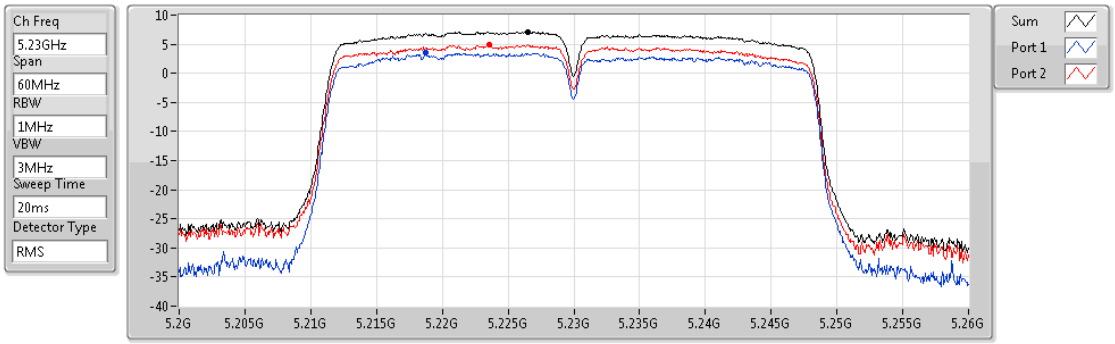


| Sum | PD | Port 1 | Port 2 |
|---|---|---|---|
| (dBm/RBW) | (dBm/RBW) | (dBm/RBW) | (dBm/RBW) |
| 7.14 | 7.14 | 3.59 | 4.84 |

## 802.11ac VHT40-BF_Nss1,(MCS0)_2TX PSD

### 5755MHz

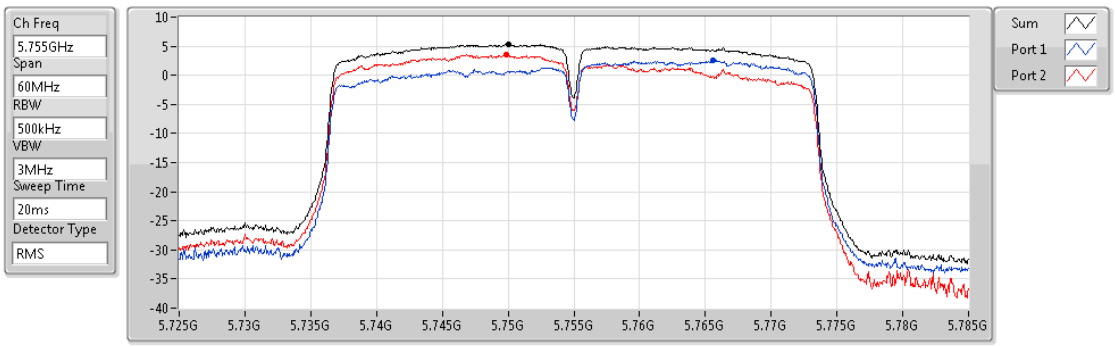


| Sum | PD | Port 1 | Port 2 |
|---|---|---|---|
| (dBm/RBW) | (dBm/RBW) | (dBm/RBW) | (dBm/RBW) |
| 5.29 | 5.29 | 2.56 | 3.55 |

## 802.11ac VHT40-BF_Nss1,(MCS0)_2TX PSD

### 5795MHz

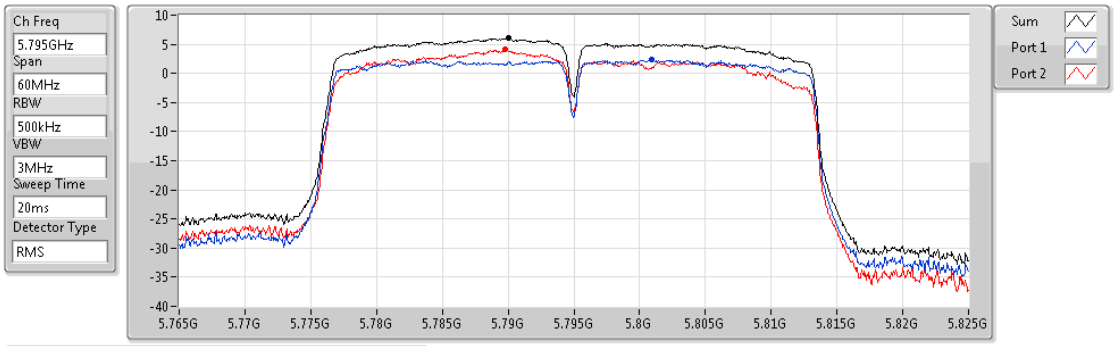


| Sum | PD | Port 1 | Port 2 |
|---|---|---|---|
| (dBm/RBW) | (dBm/RBW) | (dBm/RBW) | (dBm/RBW) |
| 6.02 | 6.02 | 2.32 | 4.06 |

## 802.11ac VHT80-BF_Nss1,(MCS0)_2TX PSD

### 5210MHz

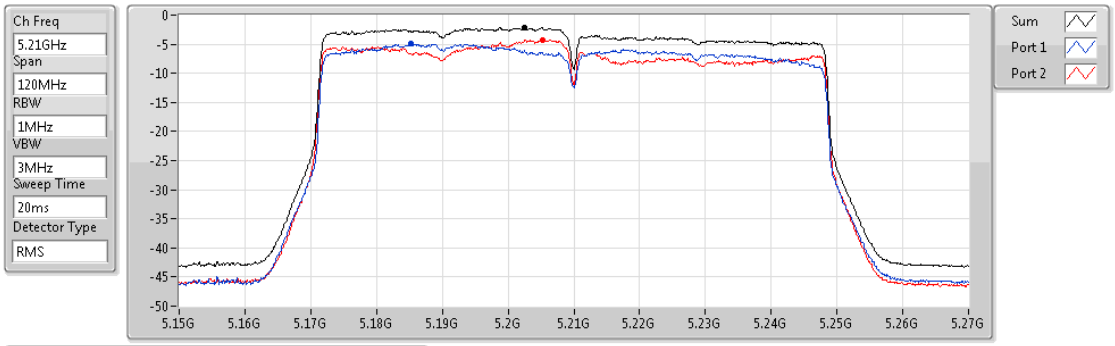


| Sum | PD | Port 1 | Port 2 |
|---|---|---|---|
| (dBm/RBW) | (dBm/RBW) | (dBm/RBW) | (dBm/RBW) |
| -2.15 | -2.15 | -4.94 | -4.23 |

## 802.11ac VHT80-BF_Nss1,(MCS0)_2TX PSD

### 5775MHz

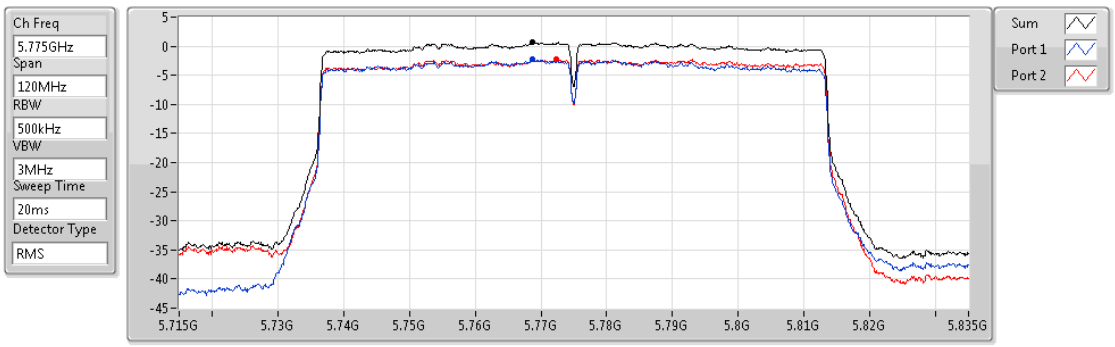


| Sum | PD | Port 1 | Port 2 |
|---|---|---|---|
| (dBm/RBW) | (dBm/RBW) | (dBm/RBW) | (dBm/RBW) |
| 0.71 | 0.71 | -2.23 | -2.21 |

| RSE below 1GHz Result | | | |
|---|---|---|---|
| **Operating Mode** | 1 | **Polarization** | Horizontal |
| **Operating Function** | CTX | | |

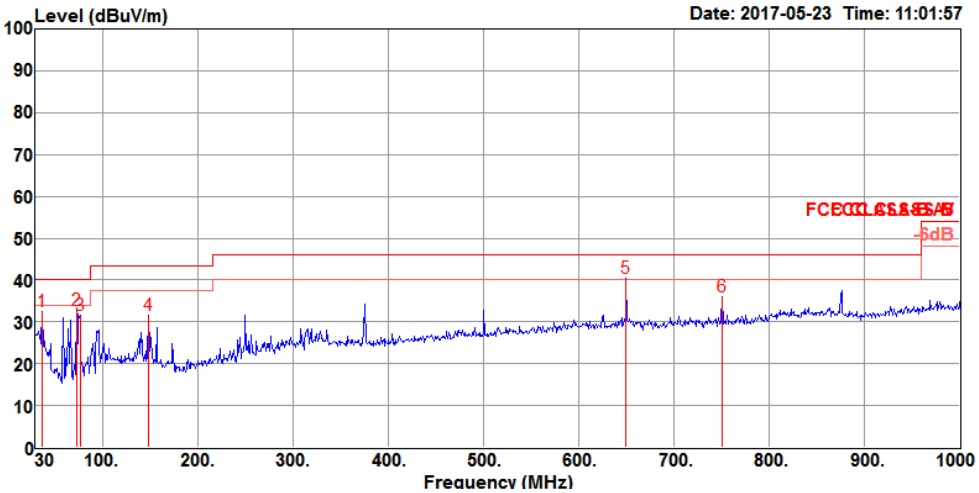


| | Freq | Level | Limit Line | Over Limit | Read Level | Cable Loss | Antenna Factor | Preamp Factor | A/Pos | T/Pos | Remark | Pol/Phase |
|---|---|---|---|---|---|---|---|---|---|---|---|---|
| | MHz | dBuV/m | dBuV/m | dB | dBuV | dB | dB/m | dB | cm | deg | | |
| 1 | 36.79 | 32.37 | 40.00 | -7.63 | 42.59 | 0.58 | 21.63 | 32.43 | 200 | 48 | Peak | HORIZONTAL |
| 2 | 72.68 | 32.83 | 40.00 | -7.17 | 51.61 | 0.81 | 12.81 | 32.40 | 200 | 350 | Peak | HORIZONTAL |
| 3 | 76.56 | 31.64 | 40.00 | -8.36 | 50.08 | 0.83 | 13.13 | 32.40 | 200 | 142 | Peak | HORIZONTAL |
| 4 | 148.34 | 31.66 | 43.50 | -11.84 | 45.82 | 1.16 | 17.02 | 32.34 | 200 | 360 | Peak | HORIZONTAL |
| 5 | 649.83 | 40.47 | 46.00 | -5.53 | 45.00 | 2.44 | 25.40 | 32.37 | 100 | 236 | Peak | HORIZONTAL |
| 6 | 750.71 | 36.14 | 46.00 | -9.86 | 39.54 | 2.73 | 26.10 | 32.23 | 200 | 190 | Peak | HORIZONTAL |

Note 1: “>20dB” means emission levels that exceed the level of 20 dB below the applicable limit.
Note 2: “N/F” means Nothing Found emissions (No emissions were detected.)

| RSE below 1GHz Result | | | |
|---|---|---|---|
| **Operating Mode** | 1 | **Polarization** | Vertical |
| **Operating Function** | CTX | | |

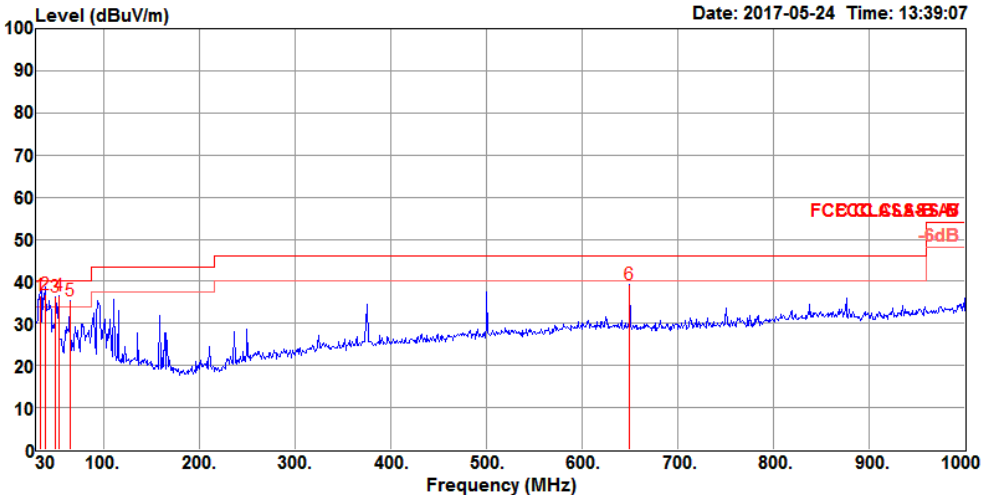


| | Freq | Level | Limit Line | Over Limit | Read Level | Cable Loss | Antenna Factor | Preamp Factor | A/Pos | T/Pos | Remark | Pol/Phase |
|---|---|---|---|---|---|---|---|---|---|---|---|---|
| | MHz | dBuV/m | dBuV/m | dB | dBuV | dB | dB/m | dB | cm | deg | | |
| 1 | 33.88 | 36.54 | 40.00 | -3.46 | 45.12 | 0.56 | 23.29 | 32.43 | 100 | 120 | QP | VERTICAL |
| 2 | 38.73 | 36.88 | 40.00 | -3.12 | 48.23 | 0.59 | 20.49 | 32.43 | 200 | 335 | QP | VERTICAL |
| 3 | 50.37 | 36.23 | 40.00 | -3.77 | 53.25 | 0.68 | 14.72 | 32.42 | 100 | 204 | Peak | VERTICAL |
| 4 | 53.28 | 36.67 | 40.00 | -3.33 | 54.31 | 0.71 | 14.07 | 32.42 | 100 | 0 | Peak | VERTICAL |
| 5 | 64.92 | 35.33 | 40.00 | -4.67 | 54.32 | 0.77 | 12.65 | 32.41 | 100 | 41 | Peak | VERTICAL |
| 6 | 649.83 | 39.38 | 46.00 | -6.62 | 43.91 | 2.44 | 25.40 | 32.37 | 100 | 105 | Peak | VERTICAL |

Note 1: “>20dB” means emission levels that exceed the level of 20 dB below the applicable limit.
Note 2: “N/F” means Nothing Found emissions (No emissions were detected.)

## Summary

| Mode | Result | Type | Freq (Hz) | Level (dBuV/m) | Limit (dBuV/m) | Margin (dB) | Factor (dB) | Dist (m) | Pol. (H/V) | Azimuth (°) | Height (m) | Comments |
|---|---|---|---|---|---|---|---|---|---|---|---|---|
| 802.11a_(6Mbps)_2TX | - | - | - | - | - | - | - | - | - | - | - | - |
| 5.15-5.25GHz | Pass | AV | 15.53704G | 53.98 | 54.00 | -0.02 | 13.80 | 3 | H | 232 | 1.77 | - |

## 802.11a_(6Mbps)_2TX

## 5180MHz_TX

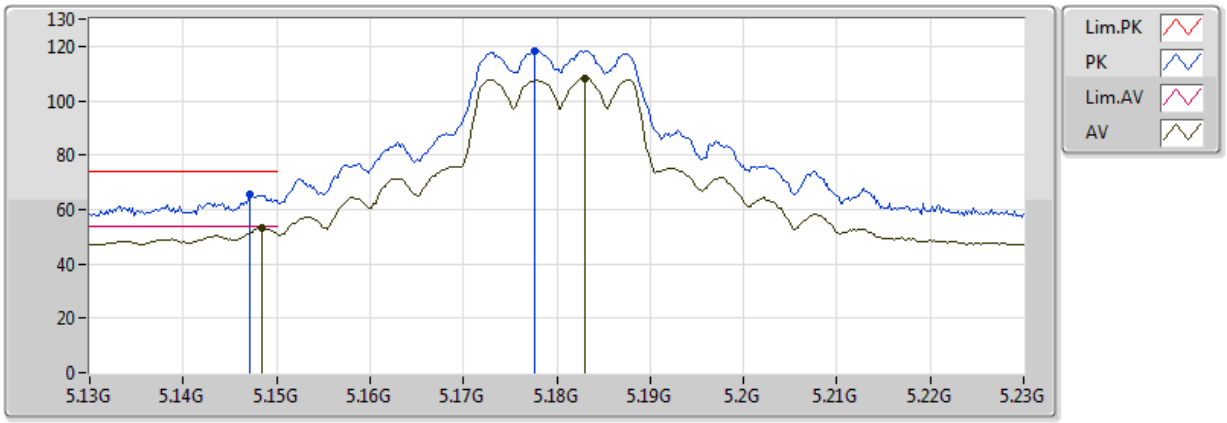


20170517
EUT Y 2TX ANT Dipole
Setting 18
01-Z-1-10
FSP(100080)
Non-TXBF

| Type | Freq(Hz) | Level(dBuV/m) | Limit(dBuV/m) | Margin(dB) | Factor(dB) | Dist(m) | Pol.(H/V) | Azimuth(°) | Height(m) | Comments |
|---|---|---|---|---|---|---|---|---|---|---|
| AV | 5.1484G | 53.35 | 54.00 | -0.65 | 4.27 | 3 | V | 234 | 1.52 | - |
| AV | 5.183G | 108.11 | Inf | -Inf | 4.34 | 3 | V | 234 | 1.52 | - |
| PK | 5.1472G | 65.54 | 74.00 | -8.46 | 4.26 | 3 | V | 234 | 1.52 | - |
| PK | 5.1776G | 118.39 | Inf | -Inf | 4.33 | 3 | V | 234 | 1.52 | - |

## 802.11a_(6Mbps)_2TX

## 5180MHz_TX

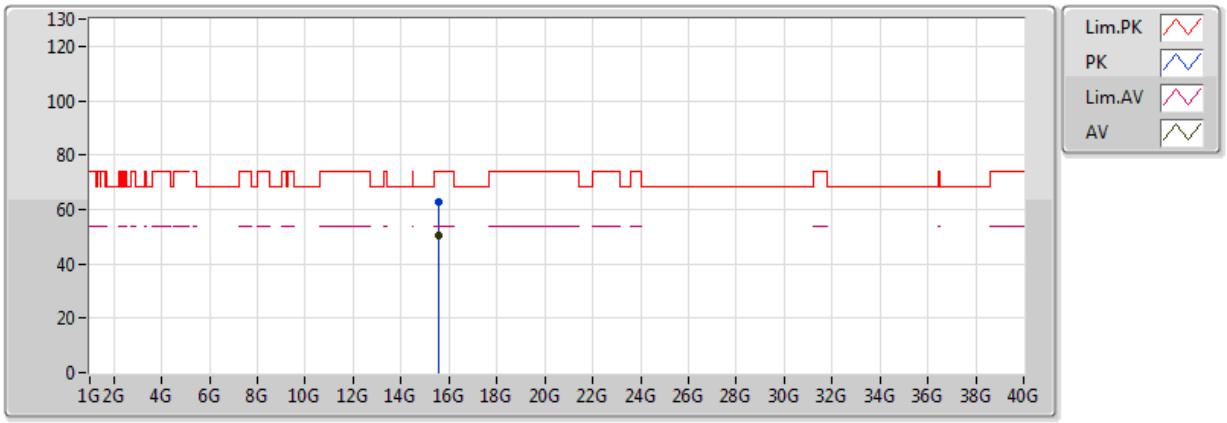


20170517
EUT Y 2TX ANT Dipole
Setting 18
01-Z-1
FSP(100080)
Non-TXBF

| Type | Freq(Hz) | Level(dBuV/m) | Limit(dBuV/m) | Margin(dB) | Factor(dB) | Dist(m) | Pol.(H/V) | Azimuth(°) | Height(m) | Comments |
|---|---|---|---|---|---|---|---|---|---|---|
| AV | 15.53904G | 50.35 | 54.00 | -3.65 | 13.80 | 3 | V | 42 | 1.51 | - |
| PK | 15.54728G | 62.97 | 74.00 | -11.03 | 13.79 | 3 | V | 42 | 1.51 | - |

## 802.11a_(6Mbps)_2TX

## 5180MHz_TX

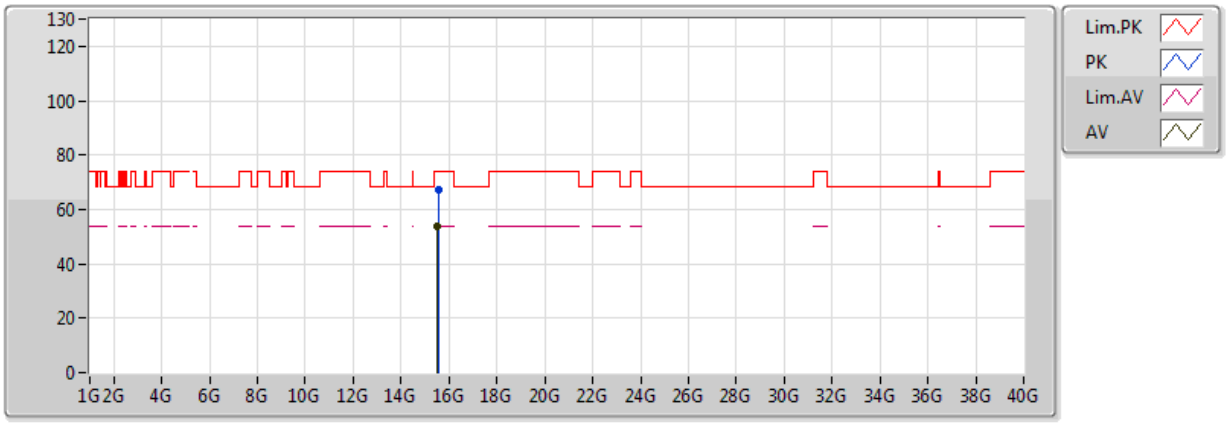


20170517
EUT Y 2TX ANT Dipole
Setting 18
01-Z-1
FSP(100080)
Non-TXBF

| Type | Freq(Hz) | Level(dBuV/m) | Limit(dBuV/m) | Margin(dB) | Factor(dB) | Dist(m) | Pol.(H/V) | Azimuth(°) | Height(m) | Comments |
|---|---|---|---|---|---|---|---|---|---|---|
| AV | 15.53704G | 53.98 | 54.00 | -0.02 | 13.80 | 3 | H | 232 | 1.77 | - |
| PK | 15.54232G | 66.99 | 74.00 | -7.01 | 13.80 | 3 | H | 232 | 1.77 | - |

## 802.11a_(6Mbps)_2TX

## 5200MHz_TX

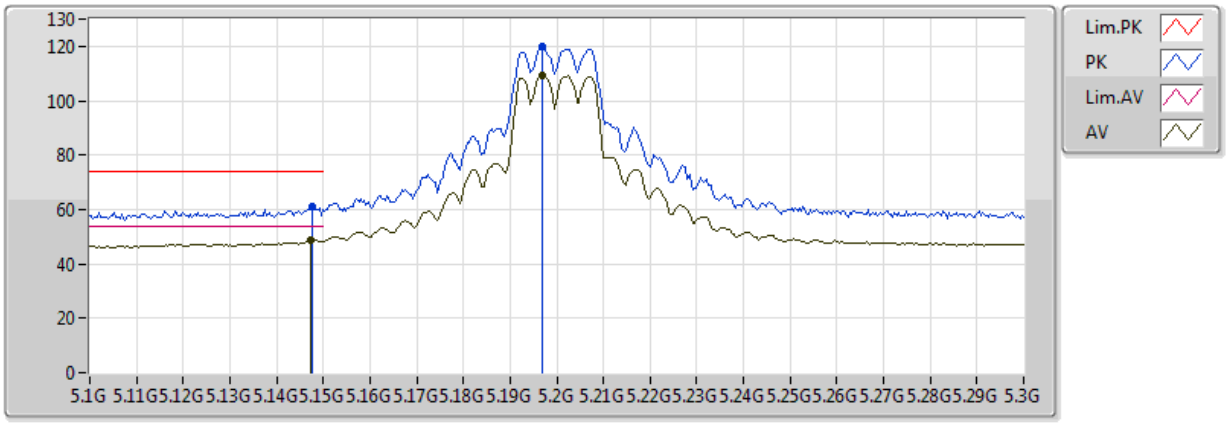


20170517
EUT Y 2TX ANT Dipole
Setting 18.5
01-Z-1-10
FSP(100080)
Non-TXBF

| Type | Freq(Hz) | Level(dBuV/m) | Limit(dBuV/m) | Margin(dB) | Factor(dB) | Dist(m) | Pol.(H/V) | Azimuth(°) | Height(m) | Comments |
|---|---|---|---|---|---|---|---|---|---|---|
| AV | 5.1472G | 48.93 | 54.00 | -5.07 | 4.26 | 3 | V | 217 | 1.59 | - |
| AV | 5.1968G | 109.45 | Inf | -Inf | 4.37 | 3 | V | 217 | 1.59 | - |
| PK | 5.1476G | 60.90 | 74.00 | -13.10 | 4.26 | 3 | V | 217 | 1.59 | - |
| PK | 5.1968G | 120.11 | Inf | -Inf | 4.37 | 3 | V | 217 | 1.59 | - |

## 802.11a_(6Mbps)_2TX

## 5200MHz_TX

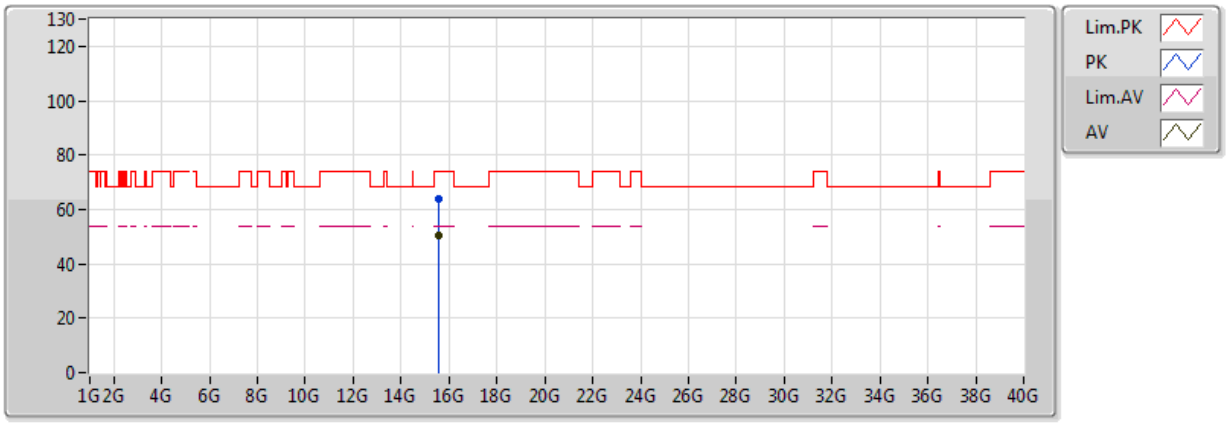


20170517
EUT Y 2TX ANT Dipole
Setting 18.5
01-Z-1
FSP(100080)
Non-TXBF

| Type | Freq(Hz) | Level(dBuV/m) | Limit(dBuV/m) | Margin(dB) | Factor(dB) | Dist(m) | Pol.(H/V) | Azimuth(°) | Height(m) | Comments |
|---|---|---|---|---|---|---|---|---|---|---|
| AV | 15.6004G | 50.66 | 54.00 | -3.34 | 13.73 | 3 | V | 42 | 1.58 | - |
| PK | 15.60032G | 63.91 | 74.00 | -10.09 | 13.73 | 3 | V | 42 | 1.58 | - |

## 802.11a_(6Mbps)_2TX

## 5200MHz_TX

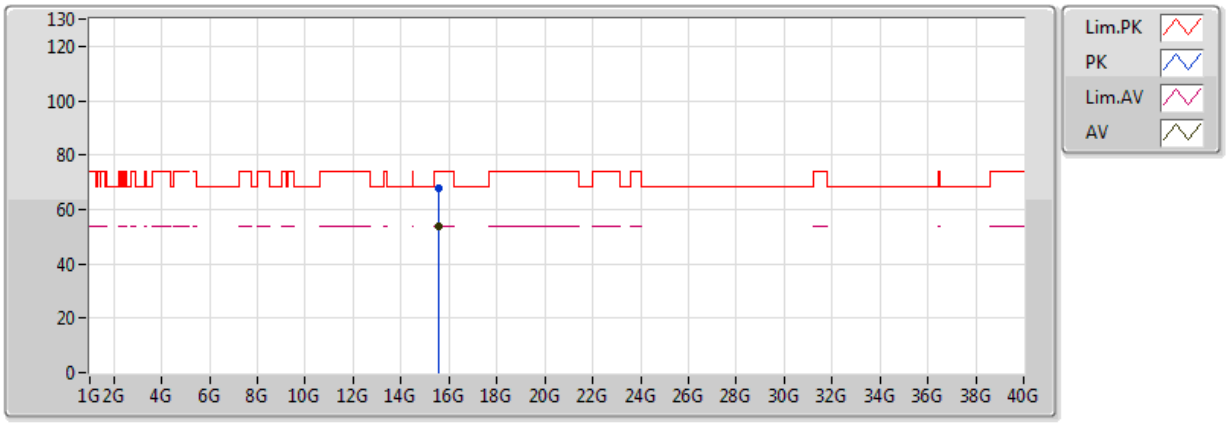


20170517
EUT Y 2TX ANT Dipole
Setting 18.5
01-Z-1
FSP(100080)
Non-TXBF

| Type | Freq(Hz) | Level(dBuV/m) | Limit(dBuV/m) | Margin(dB) | Factor(dB) | Dist(m) | Pol.(H/V) | Azimuth(°) | Height(m) | Comments |
|---|---|---|---|---|---|---|---|---|---|---|
| AV | 15.60008G | 53.73 | 54.00 | -0.27 | 13.73 | 3 | H | 229 | 1.72 | - |
| PK | 15.59488G | 67.62 | 74.00 | -6.38 | 13.73 | 3 | H | 229 | 1.72 | - |

## 802.11a_(6Mbps)_2TX

## 5240MHz_TX

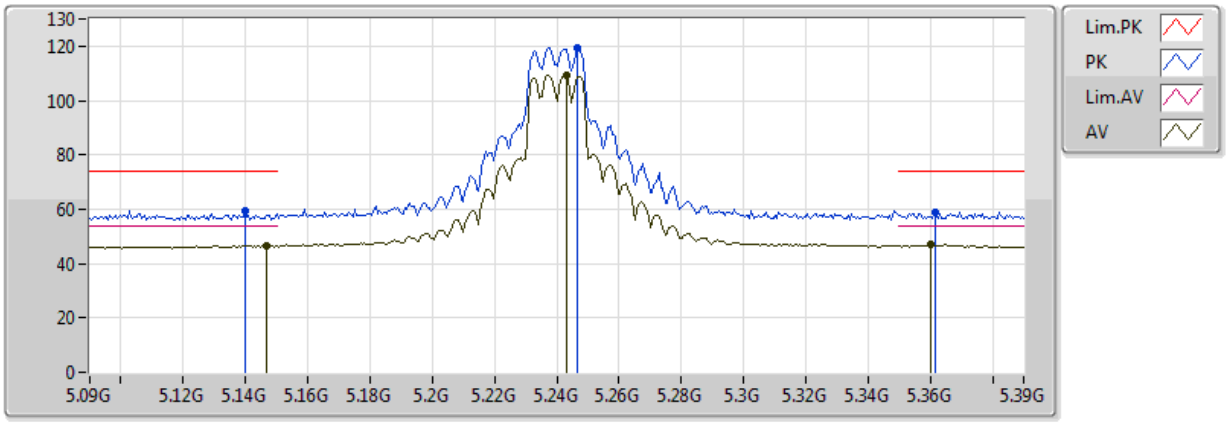


20170517
EUT Y 2TX ANT Dipole
Setting 19.5
01-Z-1-10
FSP(100080)
Non-TXBF

| Type | Freq(Hz) | Level(dBuV/m) | Limit(dBuV/m) | Margin(dB) | Factor(dB) | Dist(m) | Pol.(H/V) | Azimuth(°) | Height(m) | Comments |
|---|---|---|---|---|---|---|---|---|---|---|
| AV | 5.147G | 46.44 | 54.00 | -7.56 | 4.26 | 3 | V | 351 | 1.62 | - |
| AV | 5.243G | 109.10 | Inf | -Inf | 4.47 | 3 | V | 351 | 1.62 | - |
| AV | 5.36G | 46.80 | 54.00 | -7.20 | 4.70 | 3 | V | 351 | 1.62 | - |
| PK | 5.1398G | 59.27 | 74.00 | -14.73 | 4.25 | 3 | V | 351 | 1.62 | - |
| PK | 5.2466G | 119.26 | Inf | -Inf | 4.48 | 3 | V | 351 | 1.62 | - |
| PK | 5.3618G | 59.02 | 74.00 | -14.98 | 4.70 | 3 | V | 351 | 1.62 | - |

## 802.11a_(6Mbps)_2TX

## 5240MHz_TX

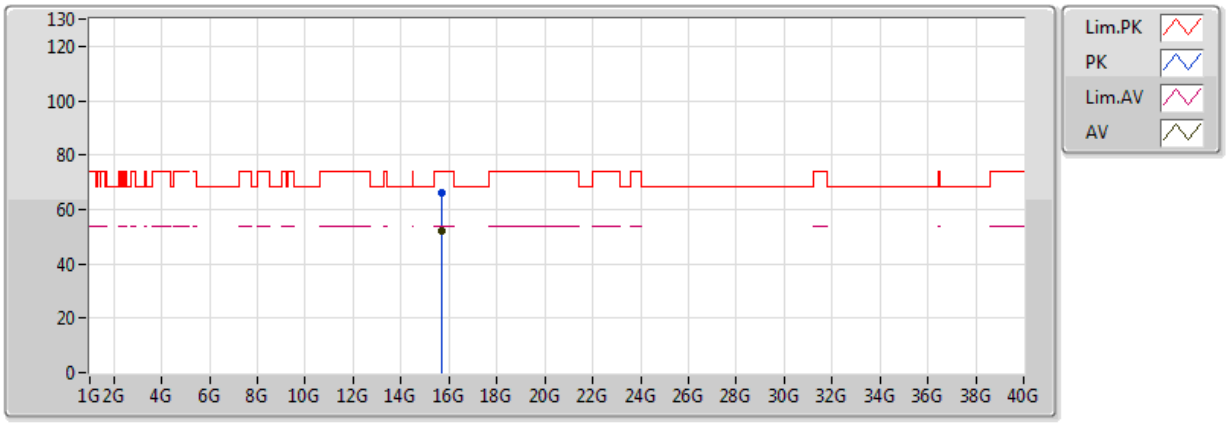


20170517
EUT Y 2TX ANT Dipole
Setting 19.5
01-Z-1
FSP(100080)
Non-TXBF

| Type | Freq(Hz) | Level(dBuV/m) | Limit(dBuV/m) | Margin(dB) | Factor(dB) | Dist(m) | Pol.(H/V) | Azimuth(°) | Height(m) | Comments |
|---|---|---|---|---|---|---|---|---|---|---|
| AV | 15.72008G | 52.19 | 54.00 | -1.81 | 13.58 | 3 | V | 357 | 2.15 | - |
| PK | 15.72032G | 66.21 | 74.00 | -7.79 | 13.58 | 3 | V | 357 | 2.15 | - |

## 802.11a_(6Mbps)_2TX

## 5240MHz_TX

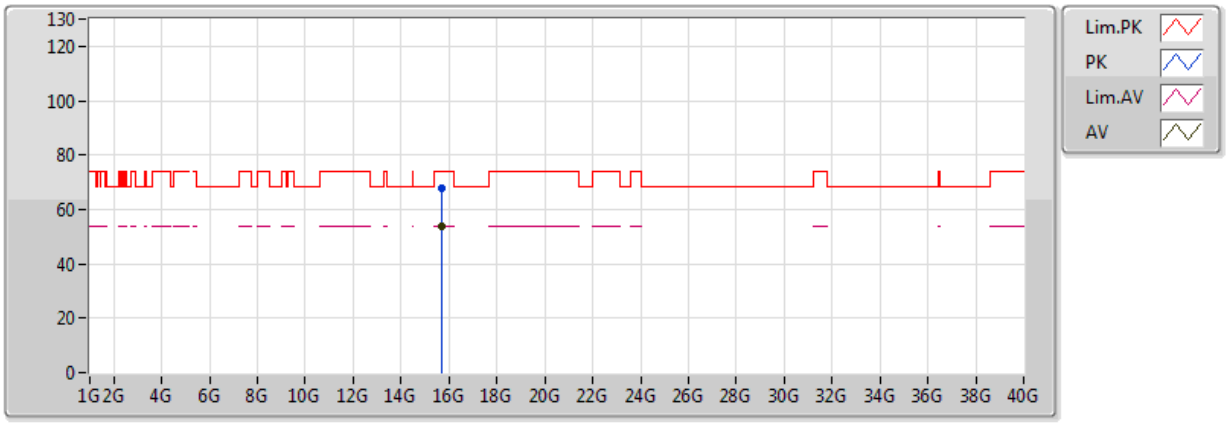


20170517
EUT Y 2TX ANT Dipole
Setting 19.5
01-Z-1
FSP(100080)
Non-TXBF

| Type | Freq(Hz) | Level(dBuV/m) | Limit(dBuV/m) | Margin(dB) | Factor(dB) | Dist(m) | Pol.(H/V) | Azimuth(°) | Height(m) | Comments |
|---|---|---|---|---|---|---|---|---|---|---|
| AV | 15.7176G | 53.91 | 54.00 | -0.09 | 13.58 | 3 | H | 231 | 1.75 | - |
| PK | 15.7172G | 67.75 | 74.00 | -6.25 | 13.58 | 3 | H | 231 | 1.75 | - |

## 802.11a_(6Mbps)_2TX

## 5745MHz_TX

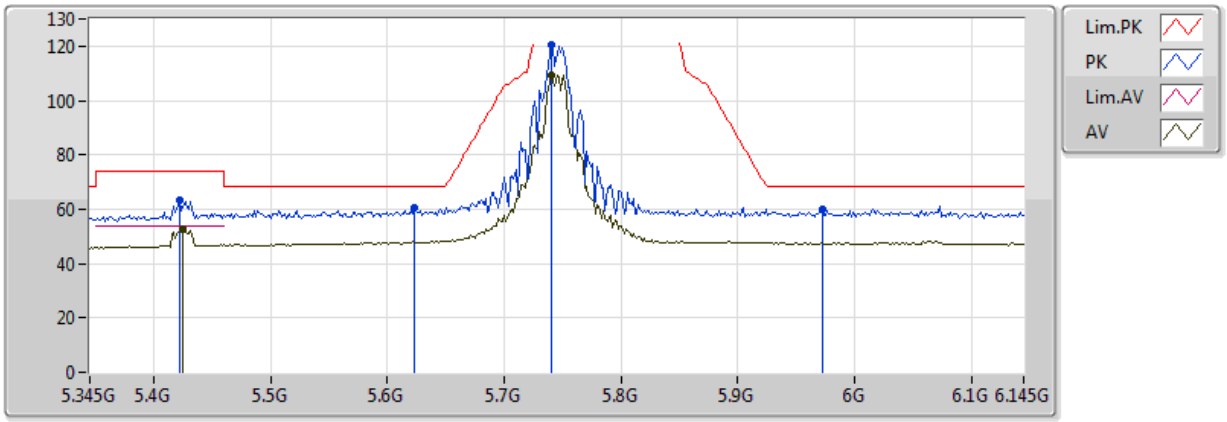


20170517
EUT Y 2TX ANT Dipole
Setting 26
01-Z-1-10
FSP(100080)
Non-TXBF

| Type | Freq(Hz) | Level(dBuV/m) | Limit(dBuV/m) | Margin(dB) | Factor(dB) | Dist(m) | Pol.(H/V) | Azimuth(°) | Height(m) | Comments |
|---|---|---|---|---|---|---|---|---|---|---|
| AV | 5.7402G | 109.12 | Inf | -Inf | 5.79 | 3 | V | 224 | 1.80 | - |
| PK | 5.6234G | 60.53 | 68.20 | -7.67 | 5.45 | 3 | V | 224 | 1.80 | - |
| PK | 5.7402G | 120.72 | Inf | -Inf | 5.79 | 3 | V | 224 | 1.80 | - |
| PK | 5.9722G | 60.00 | 68.20 | -8.20 | 6.61 | 3 | V | 224 | 1.80 | - |
| PK | 5.4218G | 63.05 | 74.00 | -10.95 | 5.79 | 3 | V | NaN | NaN | - |
| AV | 5.425G | 52.56 | 54.00 | -1.44 | 5.79 | 3 | V | NaN | NaN | - |

## 802.11a_(6Mbps)_2TX

## 5745MHz_TX

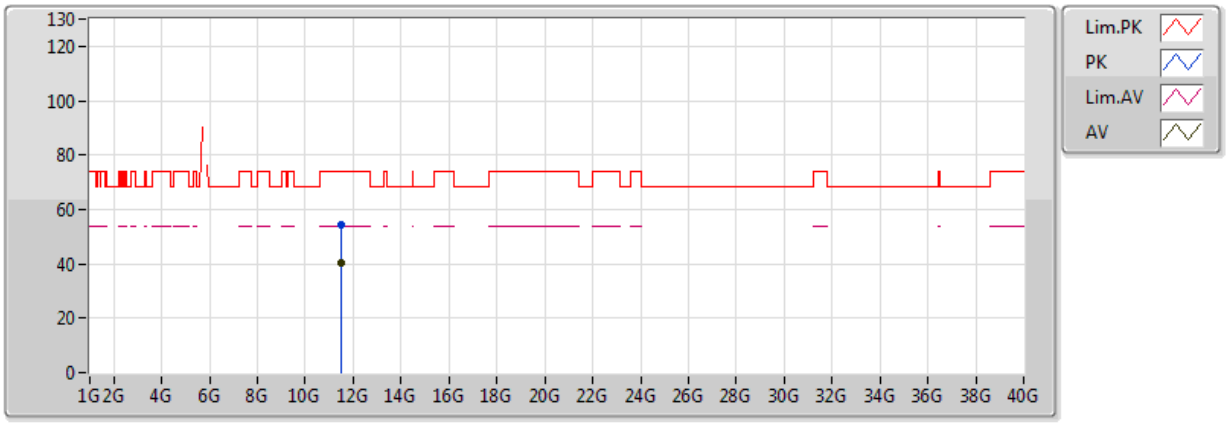


20170517
EUT Y 2TX ANT Dipole
Setting 26
01-Z-1
FSP(100080)
Non-TXBF

| Type | Freq(Hz) | Level(dBuV/m) | Limit(dBuV/m) | Margin(dB) | Factor(dB) | Dist(m) | Pol.(H/V) | Azimuth(°) | Height(m) | Comments |
|---|---|---|---|---|---|---|---|---|---|---|
| AV | 11.49504G | 40.53 | 54.00 | -13.47 | 12.04 | 3 | V | 148 | 1.52 | - |
| PK | 11.50144G | 54.63 | 74.00 | -19.37 | 12.05 | 3 | V | 148 | 1.52 | - |

## 802.11a_(6Mbps)_2TX

## 5745MHz_TX

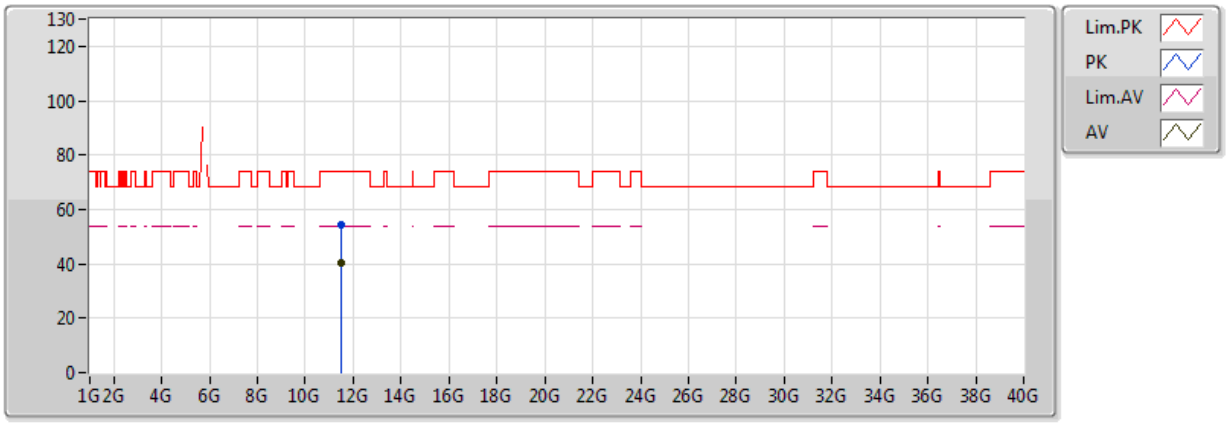


20170517
EUT Y 2TX ANT Dipole
Setting 26
01-Z-1
FSP(100080)
Non-TXBF

| Type | Freq(Hz) | Level(dBuV/m) | Limit(dBuV/m) | Margin(dB) | Factor(dB) | Dist(m) | Pol.(H/V) | Azimuth(°) | Height(m) | Comments |
|---|---|---|---|---|---|---|---|---|---|---|
| AV | 11.49616G | 40.48 | 54.00 | -13.52 | 12.04 | 3 | H | 352 | 2.30 | - |
| PK | 11.47344G | 54.10 | 74.00 | -19.90 | 12.03 | 3 | H | 352 | 2.30 | - |

## 802.11a_(6Mbps)_2TX

## 5785MHz_TX

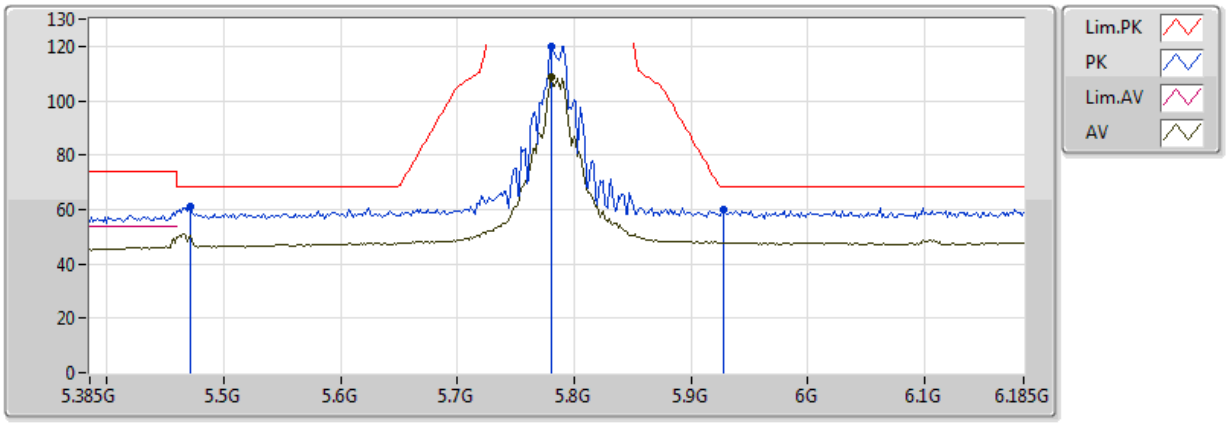


20170517
EUT Y 2TX ANT Dipole
Setting 26
01-Z-1-10
FSP(100080)
Non-TXBF

| Type | Freq(Hz) | Level(dBuV/m) | Limit(dBuV/m) | Margin(dB) | Factor(dB) | Dist(m) | Pol.(H/V) | Azimuth(°) | Height(m) | Comments |
|---|---|---|---|---|---|---|---|---|---|---|
| AV | 5.7802G | 108.68 | Inf | -Inf | 5.90 | 3 | V | 311 | 2.24 | - |
| PK | 5.4714G | 61.21 | 68.20 | -6.99 | 4.96 | 3 | V | 311 | 2.24 | - |
| PK | 5.7802G | 120.07 | Inf | -Inf | 5.90 | 3 | V | 311 | 2.24 | - |
| PK | 5.9274G | 59.83 | 68.20 | -8.37 | 6.44 | 3 | V | 311 | 2.24 | - |

## 802.11a_(6Mbps)_2TX

## 5785MHz_TX

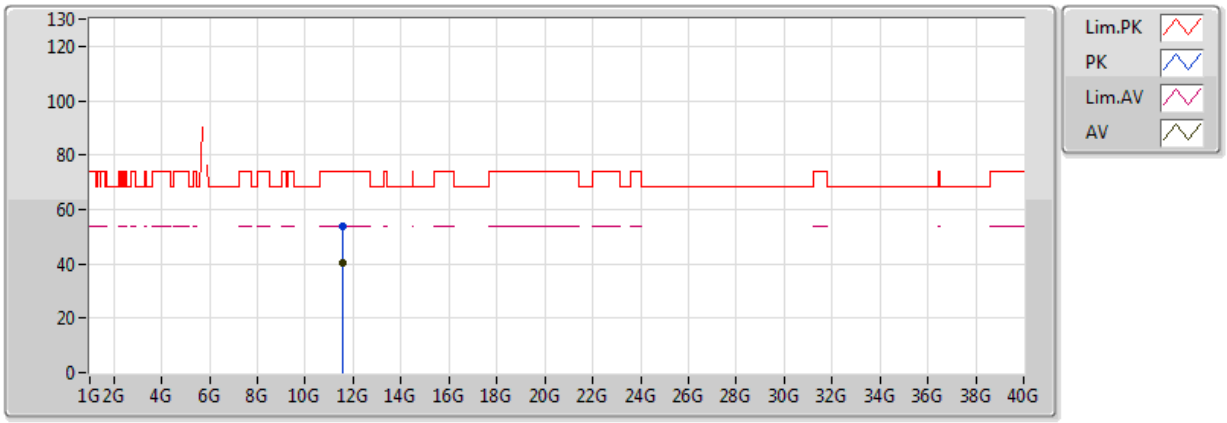


20170517
EUT Y 2TX ANT Dipole
Setting 26
01-Z-1
FSP(100080)
Non-TXBF

| Type | Freq(Hz) | Level(dBuV/m) | Limit(dBuV/m) | Margin(dB) | Factor(dB) | Dist(m) | Pol.(H/V) | Azimuth(°) | Height(m) | Comments |
|---|---|---|---|---|---|---|---|---|---|---|
| AV | 11.5718G | 40.53 | 54.00 | -13.47 | 12.08 | 3 | V | 221 | 2.25 | - |
| PK | 11.57856G | 53.79 | 74.00 | -20.21 | 12.08 | 3 | V | 221 | 2.25 | - |

## 802.11a_(6Mbps)_2TX

## 5785MHz_TX

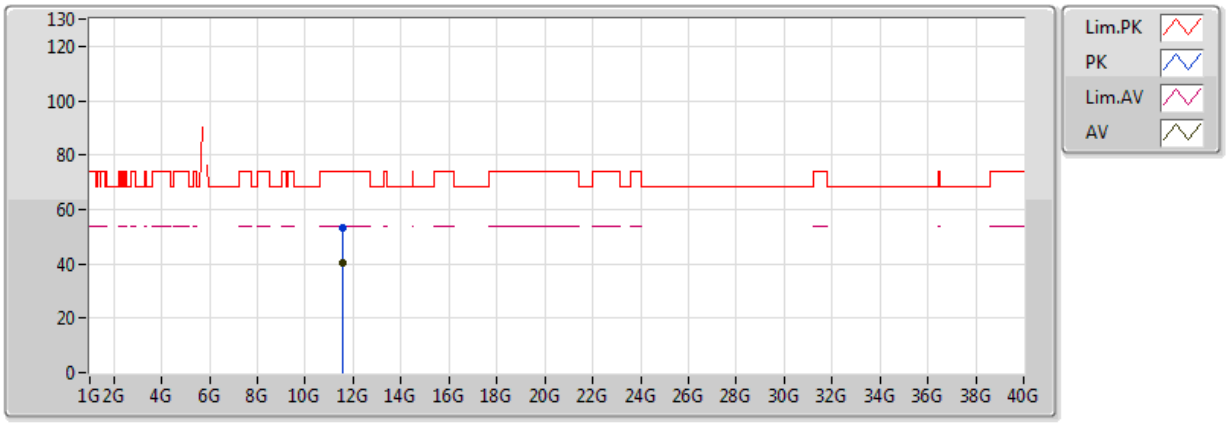


20170517
EUT Y 2TX ANT Dipole
Setting 26
01-Z-1
FSP(100080)
Non-TXBF

| Type | Freq(Hz) | Level(dBuV/m) | Limit(dBuV/m) | Margin(dB) | Factor(dB) | Dist(m) | Pol.(H/V) | Azimuth(°) | Height(m) | Comments |
|---|---|---|---|---|---|---|---|---|---|---|
| AV | 11.57624G | 40.55 | 54.00 | -13.45 | 12.08 | 3 | H | 99 | 1.74 | - |
| PK | 11.56324G | 53.31 | 74.00 | -20.69 | 12.08 | 3 | H | 99 | 1.74 | - |

## 802.11a_(6Mbps)_2TX

## 5825MHz_TX

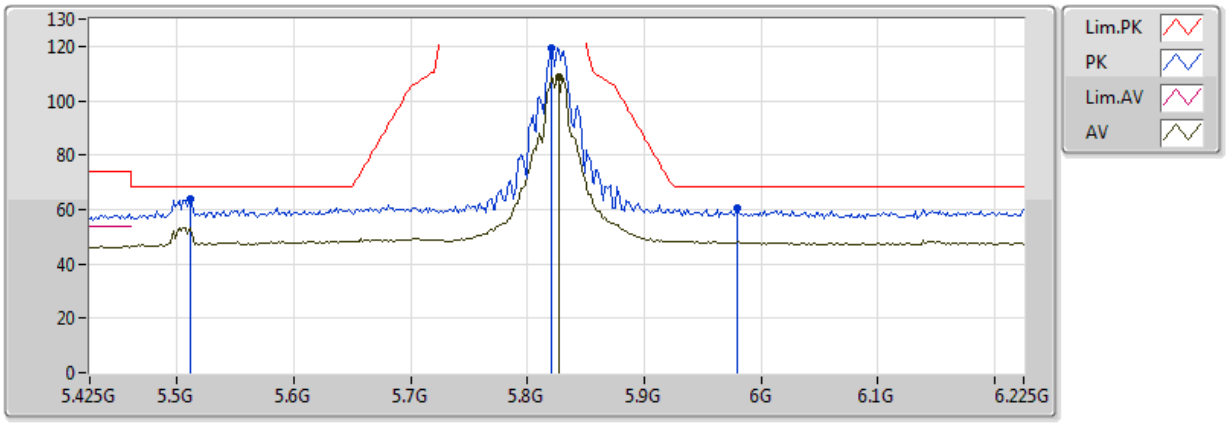


20170517
EUT Y 2TX ANT Dipole
Setting 26
01-Z-1-10
FSP(100080)
Non-TXBF

| Type | Freq(Hz) | Level(dBuV/m) | Limit(dBuV/m) | Margin(dB) | Factor(dB) | Dist(m) | Pol.(H/V) | Azimuth(°) | Height(m) | Comments |
|---|---|---|---|---|---|---|---|---|---|---|
| AV | 5.8266G | 108.76 | Inf | -Inf | 6.06 | 3 | V | 358 | 1.77 | - |
| PK | 5.5114G | 64.00 | 68.20 | -4.20 | 5.07 | 3 | V | 358 | 1.77 | - |
| PK | 5.8202G | 119.62 | Inf | -Inf | 6.04 | 3 | V | 358 | 1.77 | - |
| PK | 5.9802G | 60.63 | 68.20 | -7.57 | 6.64 | 3 | V | 358 | 1.77 | - |

## 802.11a_(6Mbps)_2TX

## 5825MHz_TX

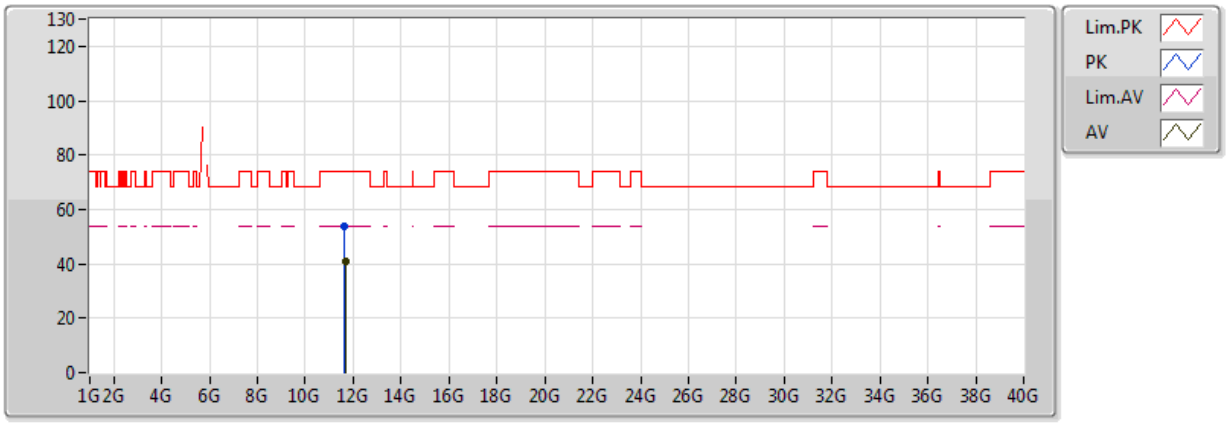


20170517
EUT Y 2TX ANT Dipole
Setting 26
01-Z-1
FSP(100080)
Non-TXBF

| Type | Freq(Hz) | Level(dBuV/m) | Limit(dBuV/m) | Margin(dB) | Factor(dB) | Dist(m) | Pol.(H/V) | Azimuth(°) | Height(m) | Comments |
|---|---|---|---|---|---|---|---|---|---|---|
| AV | 11.6576G | 40.68 | 54.00 | -13.32 | 12.12 | 3 | V | 302 | 1.31 | - |
| PK | 11.65524G | 53.72 | 74.00 | -20.28 | 12.12 | 3 | V | 302 | 1.31 | - |

## 802.11a_(6Mbps)_2TX

## 5825MHz_TX

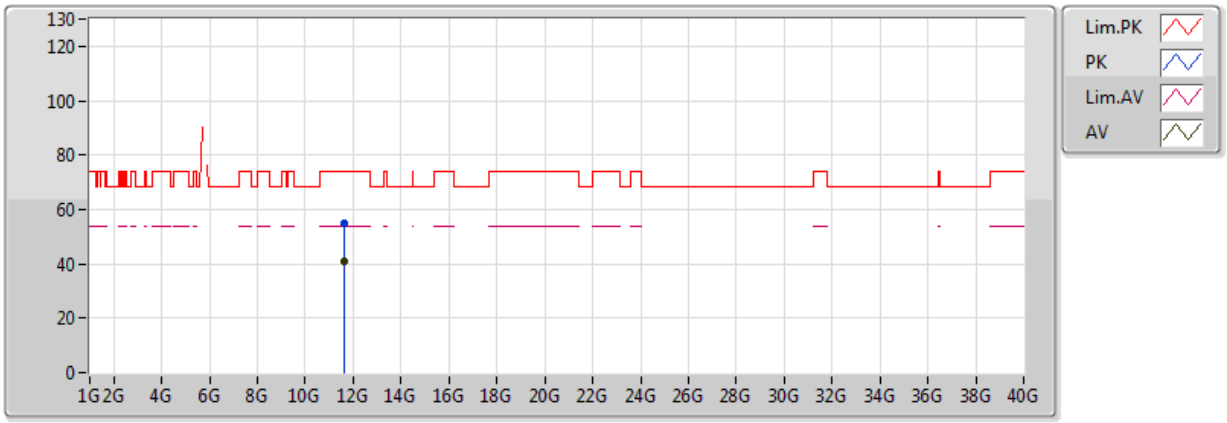


20170517
EUT Y 2TX ANT Dipole
Setting 26
01-Z-1
FSP(100080)
Non-TXBF

| Type | Freq(Hz) | Level(dBuV/m) | Limit(dBuV/m) | Margin(dB) | Factor(dB) | Dist(m) | Pol.(H/V) | Azimuth(°) | Height(m) | Comments |
|---|---|---|---|---|---|---|---|---|---|---|
| AV | 11.65196G | 40.67 | 54.00 | -13.33 | 12.12 | 3 | H | 142 | 1.34 | - |
| PK | 11.6542G | 54.81 | 74.00 | -19.19 | 12.12 | 3 | H | 142 | 1.34 | - |

## 802.11ac VHT20_Nss1,(MCS0)_2TX

## 5180MHz_TX

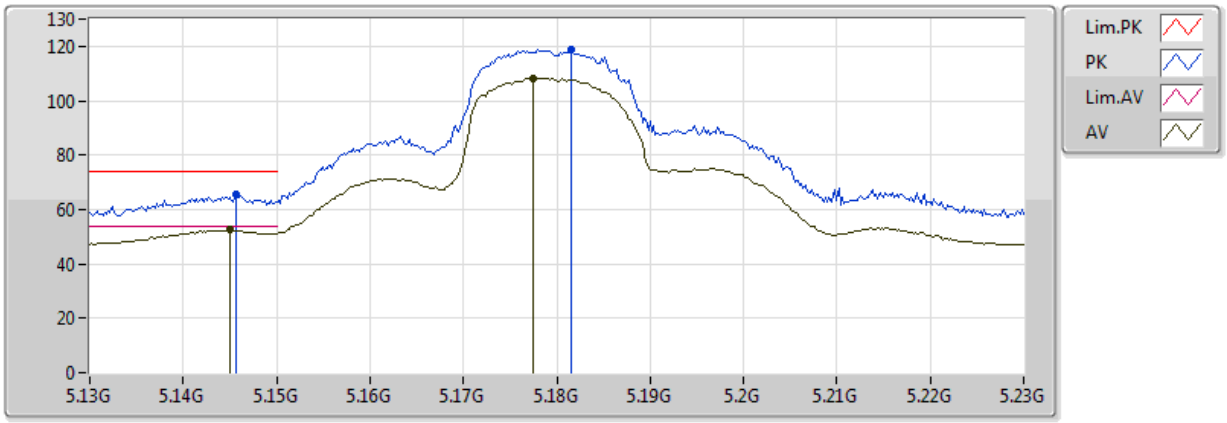


20170517
EUT Y 2TX ANT Dipole
Setting 19
01-Z-1-10
FSP(100080)
Non-TXBF

| Type | Freq(Hz) | Level(dBuV/m) | Limit(dBuV/m) | Margin(dB) | Factor(dB) | Dist(m) | Pol.(H/V) | Azimuth(°) | Height(m) | Comments |
|---|---|---|---|---|---|---|---|---|---|---|
| AV | 5.145G | 52.40 | 54.00 | -1.60 | 4.26 | 3 | V | 349 | 1.49 | - |
| AV | 5.1774G | 108.38 | Inf | -Inf | 4.33 | 3 | V | 349 | 1.49 | - |
| PK | 5.1456G | 65.56 | 74.00 | -8.44 | 4.26 | 3 | V | 349 | 1.49 | - |
| PK | 5.1816G | 118.83 | Inf | -Inf | 4.34 | 3 | V | 349 | 1.49 | - |

## 802.11ac VHT20_Nss1,(MCS0)_2TX

## 5180MHz_TX

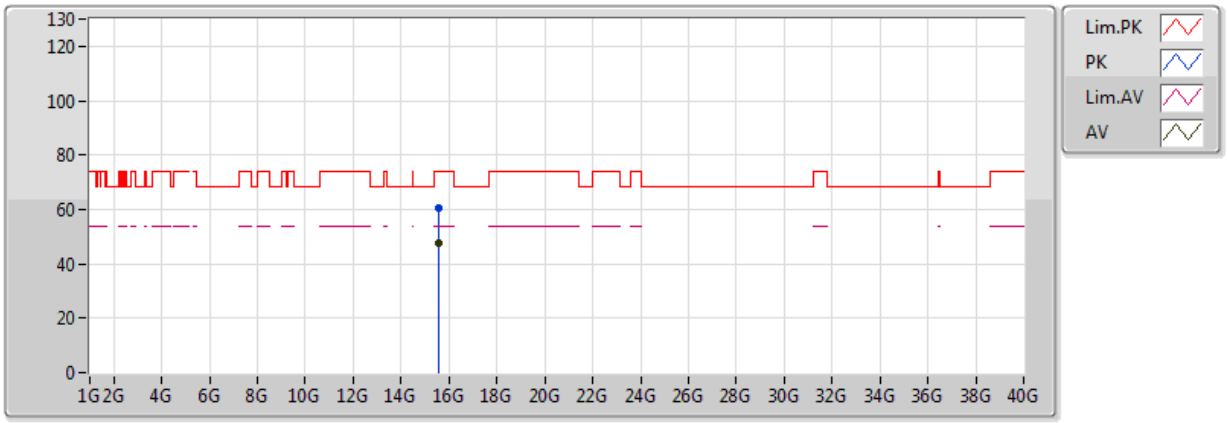


20170517
EUT Y 2TX ANT Dipole
Setting 19
01-Z-1
FSP(100080)
Non-TXBF

| Type | Freq(Hz) | Level(dBuV/m) | Limit(dBuV/m) | Margin(dB) | Factor(dB) | Dist(m) | Pol.(H/V) | Azimuth(°) | Height(m) | Comments |
|---|---|---|---|---|---|---|---|---|---|---|
| AV | 15.5384G | 47.52 | 54.00 | -6.48 | 13.80 | 3 | V | 360 | 2.65 | - |
| PK | 15.5416G | 60.54 | 74.00 | -13.46 | 13.80 | 3 | V | 360 | 2.65 | - |

## 802.11ac VHT20_Nss1,(MCS0)_2TX

## 5180MHz_TX

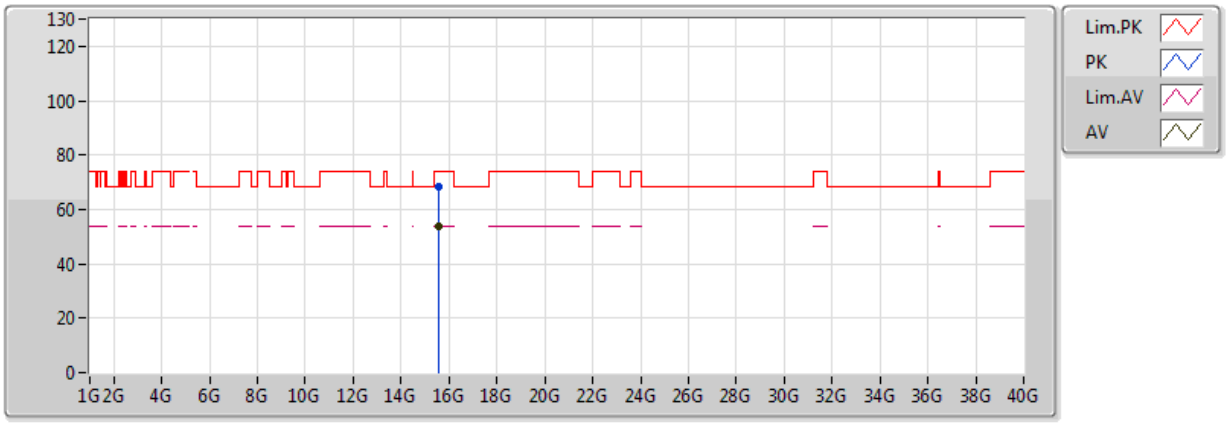


20170517
EUT Y 2TX ANT Dipole
Setting 19
01-Z-1
FSP(100080)
Non-TXBF

| Type | Freq(Hz) | Level(dBuV/m) | Limit(dBuV/m) | Margin(dB) | Factor(dB) | Dist(m) | Pol.(H/V) | Azimuth(°) | Height(m) | Comments |
|---|---|---|---|---|---|---|---|---|---|---|
| AV | 15.53912G | 53.97 | 54.00 | -0.03 | 13.80 | 3 | H | 234 | 1.75 | - |
| PK | 15.54104G | 68.28 | 74.00 | -5.72 | 13.80 | 3 | H | 234 | 1.75 | - |

## 802.11ac VHT20_Nss1,(MCS0)_2TX

## 5200MHz_TX

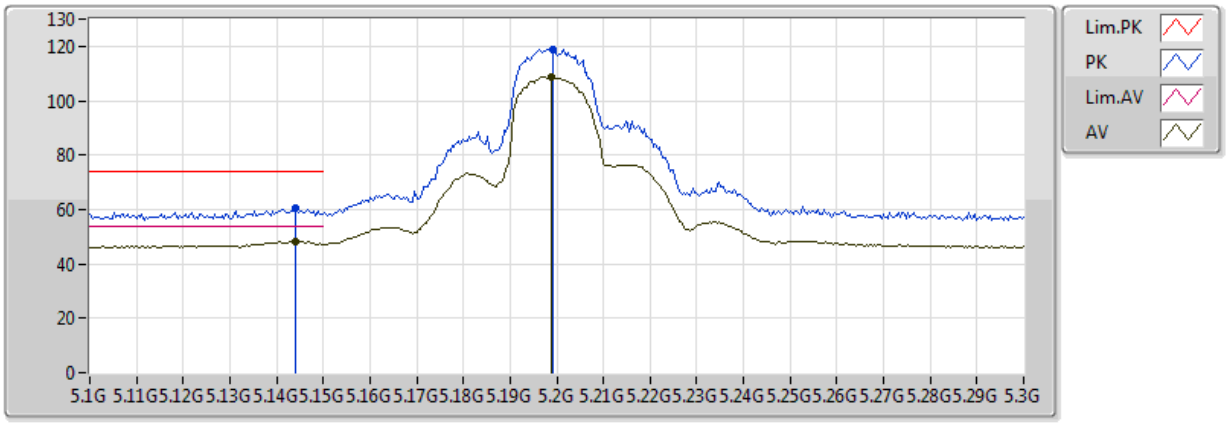


20170517
EUT Y 2TX ANT Dipole
Setting 19
01-Z-1-10
FSP(100080)
Non-TXBF

| Type | Freq(Hz) | Level(dBuV/m) | Limit(dBuV/m) | Margin(dB) | Factor(dB) | Dist(m) | Pol.(H/V) | Azimuth(°) | Height(m) | Comments |
|---|---|---|---|---|---|---|---|---|---|---|
| AV | 5.144G | 48.30 | 54.00 | -5.70 | 4.26 | 3 | V | 349 | 1.49 | - |
| AV | 5.1988G | 108.68 | Inf | -Inf | 4.38 | 3 | V | 349 | 1.49 | - |
| PK | 5.144G | 60.77 | 74.00 | -13.23 | 4.26 | 3 | V | 349 | 1.49 | - |
| PK | 5.1992G | 118.83 | Inf | -Inf | 4.38 | 3 | V | 349 | 1.49 | - |

## 802.11ac VHT20_Nss1,(MCS0)_2TX

## 5200MHz_TX

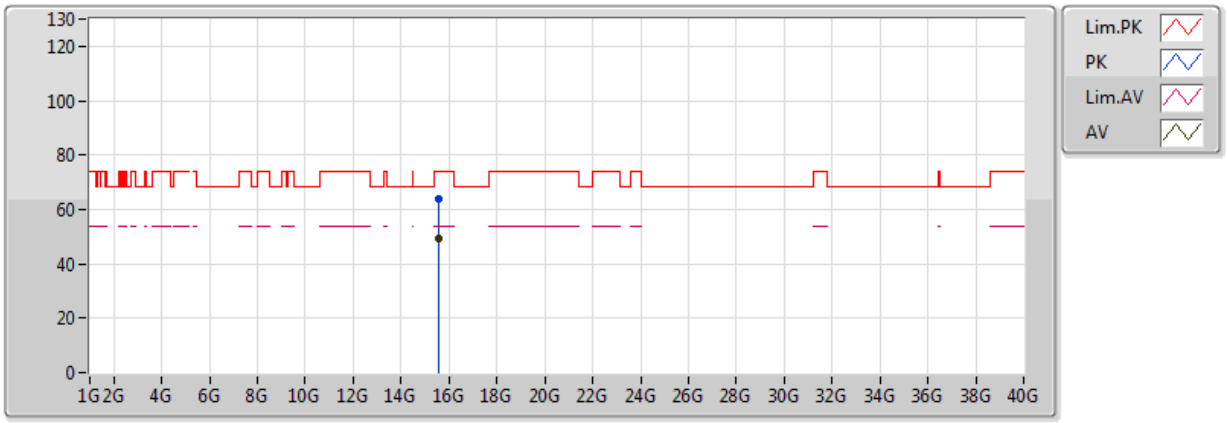


20170517
EUT Y 2TX ANT Dipole
Setting 19
01-Z-1
FSP(100080)
Non-TXBF

| Type | Freq(Hz) | Level(dBuV/m) | Limit(dBuV/m) | Margin(dB) | Factor(dB) | Dist(m) | Pol.(H/V) | Azimuth(°) | Height(m) | Comments |
|---|---|---|---|---|---|---|---|---|---|---|
| AV | 15.59664G | 49.58 | 54.00 | -4.42 | 13.73 | 3 | V | 357 | 2.15 | - |
| PK | 15.59536G | 63.86 | 74.00 | -10.14 | 13.73 | 3 | V | 357 | 2.15 | - |

## 802.11ac VHT20_Nss1,(MCS0)_2TX

## 5200MHz_TX

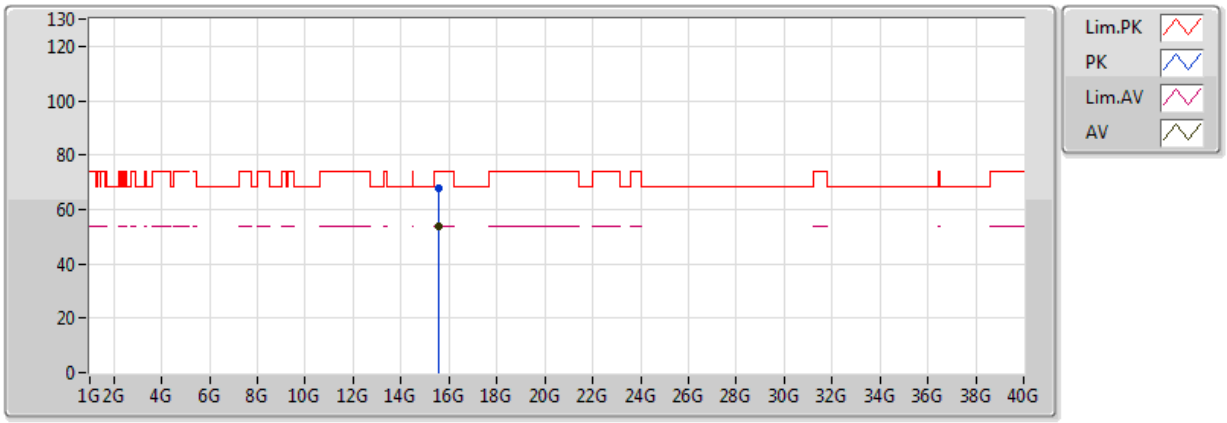


20170517
EUT Y 2TX ANT Dipole
Setting 19
01-Z-1
FSP(100080)
Non-TXBF

| Type | Freq(Hz) | Level(dBuV/m) | Limit(dBuV/m) | Margin(dB) | Factor(dB) | Dist(m) | Pol.(H/V) | Azimuth(°) | Height(m) | Comments |
|---|---|---|---|---|---|---|---|---|---|---|
| AV | 15.60072G | 53.96 | 54.00 | -0.04 | 13.73 | 3 | H | 234 | 1.76 | - |
| PK | 15.59512G | 67.84 | 74.00 | -6.16 | 13.73 | 3 | H | 234 | 1.76 | - |

## 802.11ac VHT20_Nss1,(MCS0)_2TX

## 5240MHz_TX

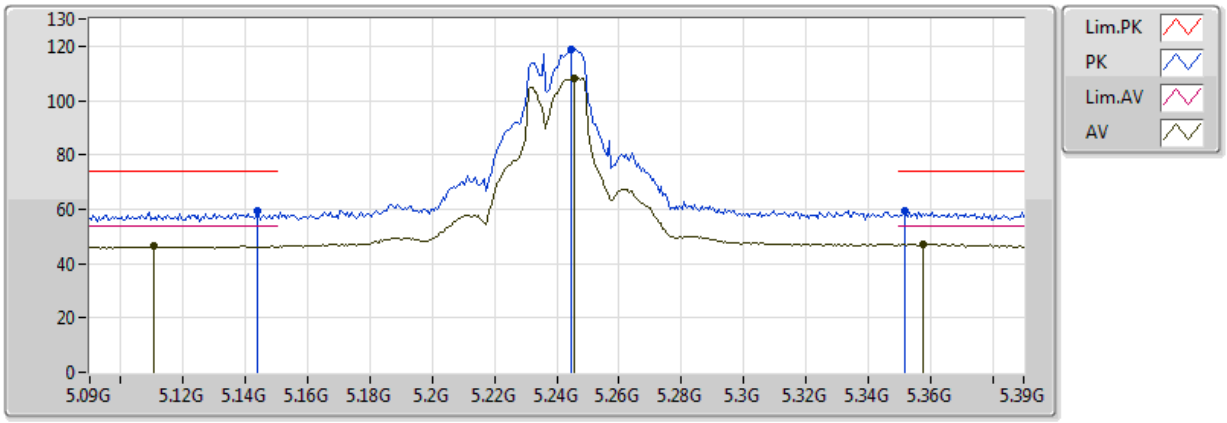


20170517
EUT Y 2TX ANT Dipole
Setting 20
01-Z-1-10
FSP(100080)
Non-TXBF

| Type | Freq(Hz) | Level(dBuV/m) | Limit(dBuV/m) | Margin(dB) | Factor(dB) | Dist(m) | Pol.(H/V) | Azimuth(°) | Height(m) | Comments |
|---|---|---|---|---|---|---|---|---|---|---|
| AV | 5.1104G | 46.46 | 54.00 | -7.54 | 4.18 | 3 | V | 4 | 1.36 | - |
| AV | 5.2454G | 108.35 | Inf | -Inf | 4.48 | 3 | V | 4 | 1.36 | - |
| AV | 5.3576G | 47.04 | 54.00 | -6.96 | 4.69 | 3 | V | 4 | 1.36 | - |
| PK | 5.144G | 59.23 | 74.00 | -14.77 | 4.26 | 3 | V | 4 | 1.36 | - |
| PK | 5.2448G | 118.80 | Inf | -Inf | 4.47 | 3 | V | 4 | 1.36 | - |
| PK | 5.3516G | 59.20 | 74.00 | -14.80 | 4.68 | 3 | V | 4 | 1.36 | - |

## 802.11ac VHT20_Nss1,(MCS0)_2TX

## 5240MHz_TX

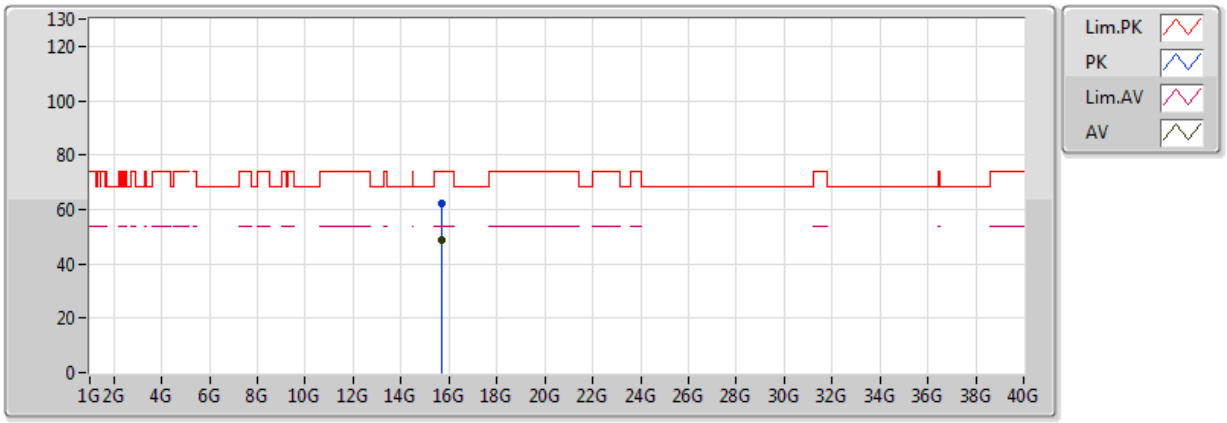


20170517
EUT Y 2TX ANT Dipole
Setting 20
01-Z-1
FSP(100080)
Non-TXBF

| Type | Freq(Hz) | Level(dBuV/m) | Limit(dBuV/m) | Margin(dB) | Factor(dB) | Dist(m) | Pol.(H/V) | Azimuth(°) | Height(m) | Comments |
|---|---|---|---|---|---|---|---|---|---|---|
| AV | 15.71576G | 48.95 | 54.00 | -5.05 | 13.58 | 3 | V | 123 | 2.67 | - |
| PK | 15.7148G | 62.20 | 74.00 | -11.80 | 13.58 | 3 | V | 123 | 2.67 | - |

## 802.11ac VHT20_Nss1,(MCS0)_2TX

## 5240MHz_TX

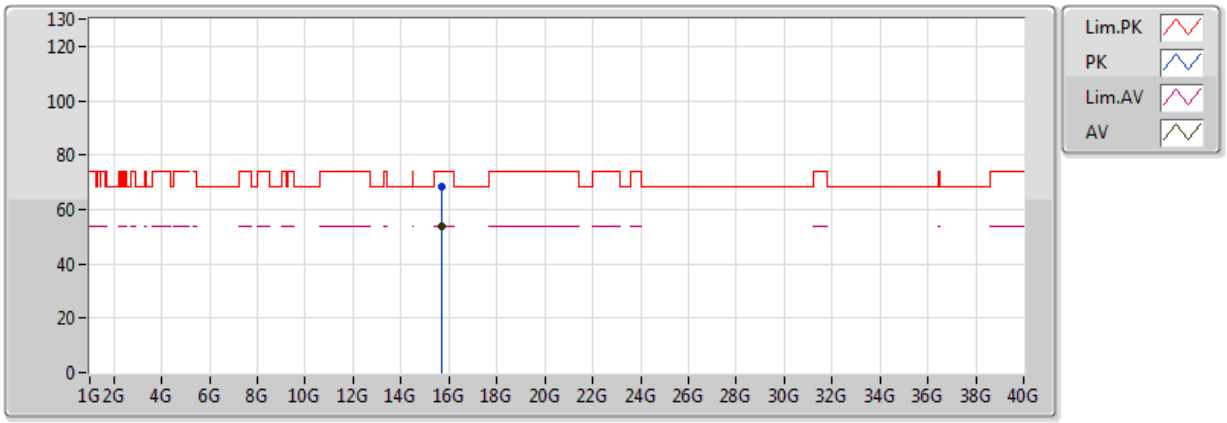


20170517
EUT Y 2TX ANT Dipole
Setting 20
01-Z-1
FSP(100080)
Non-TXBF

| Type | Freq(Hz) | Level(dBuV/m) | Limit(dBuV/m) | Margin(dB) | Factor(dB) | Dist(m) | Pol.(H/V) | Azimuth(°) | Height(m) | Comments |
|---|---|---|---|---|---|---|---|---|---|---|
| AV | 15.71816G | 53.93 | 54.00 | -0.07 | 13.58 | 3 | H | 230 | 1.75 | - |
| PK | 15.71784G | 68.27 | 74.00 | -5.73 | 13.58 | 3 | H | 230 | 1.75 | - |

## 802.11ac VHT20_Nss1,(MCS0)_2TX

## 5745MHz_TX

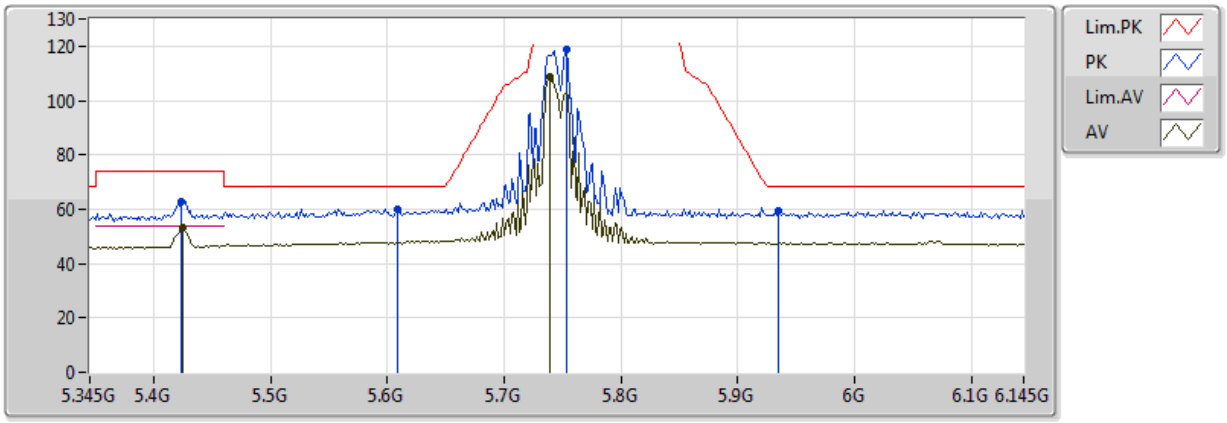


20170517
EUT Y 2TX ANT Dipole
Setting 26
01-Z-1-10
FSP(100080)
Non-TXBF

| Type | Freq(Hz) | Level(dBuV/m) | Limit(dBuV/m) | Margin(dB) | Factor(dB) | Dist(m) | Pol.(H/V) | Azimuth(°) | Height(m) | Comments |
|---|---|---|---|---|---|---|---|---|---|---|
| AV | 5.425G | 53.27 | 54.00 | -0.73 | 4.84 | 3 | V | 220 | 1.77 | - |
| AV | 5.7386G | 108.50 | Inf | -Inf | 5.79 | 3 | V | 220 | 1.77 | - |
| PK | 5.4234G | 62.75 | 74.00 | -11.25 | 4.83 | 3 | V | 220 | 1.77 | - |
| PK | 5.609G | 59.84 | 68.20 | -8.36 | 5.41 | 3 | V | 220 | 1.77 | - |
| PK | 5.753G | 118.57 | Inf | -Inf | 5.83 | 3 | V | 220 | 1.77 | - |
| PK | 5.9354G | 59.43 | 68.20 | -8.77 | 6.47 | 3 | V | 220 | 1.77 | - |

## 802.11ac VHT20_Nss1,(MCS0)_2TX

## 5745MHz_TX

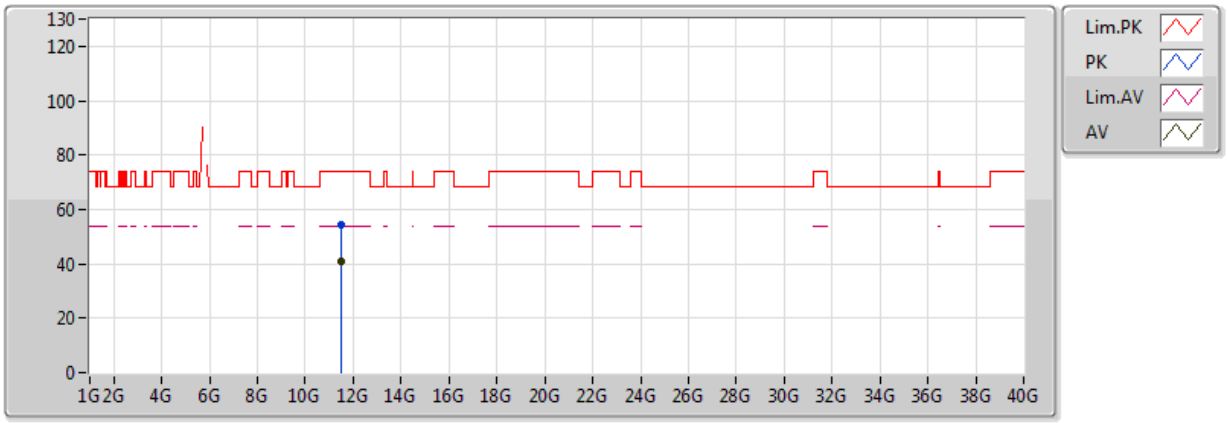


20170517
EUT Y 2TX ANT Dipole
Setting 26
01-Z-1
FSP(100080)
Non-TXBF

| Type | Freq(Hz) | Level(dBuV/m) | Limit(dBuV/m) | Margin(dB) | Factor(dB) | Dist(m) | Pol.(H/V) | Azimuth(°) | Height(m) | Comments |
|---|---|---|---|---|---|---|---|---|---|---|
| AV | 11.49712G | 40.70 | 54.00 | -13.30 | 12.04 | 3 | V | 118 | 2.05 | - |
| PK | 11.508G | 54.17 | 74.00 | -19.83 | 12.05 | 3 | V | 118 | 2.05 | - |

## 802.11ac VHT20_Nss1,(MCS0)_2TX

## 5745MHz_TX

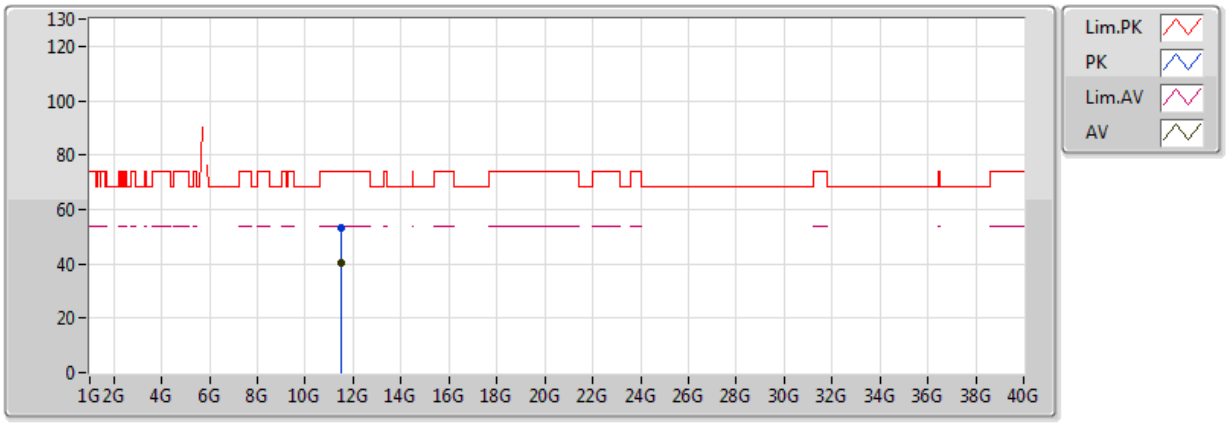


20170517
EUT Y 2TX ANT Dipole
Setting 26
01-Z-1
FSP(100080)
Non-TXBF

| Type | Freq(Hz) | Level(dBuV/m) | Limit(dBuV/m) | Margin(dB) | Factor(dB) | Dist(m) | Pol.(H/V) | Azimuth(°) | Height(m) | Comments |
|---|---|---|---|---|---|---|---|---|---|---|
| AV | 11.49328G | 40.34 | 54.00 | -13.66 | 12.04 | 3 | H | 153 | 2.16 | - |
| PK | 11.47664G | 53.25 | 74.00 | -20.75 | 12.03 | 3 | H | 153 | 2.16 | - |

## 802.11ac VHT20_Nss1,(MCS0)_2TX

## 5785MHz_TX

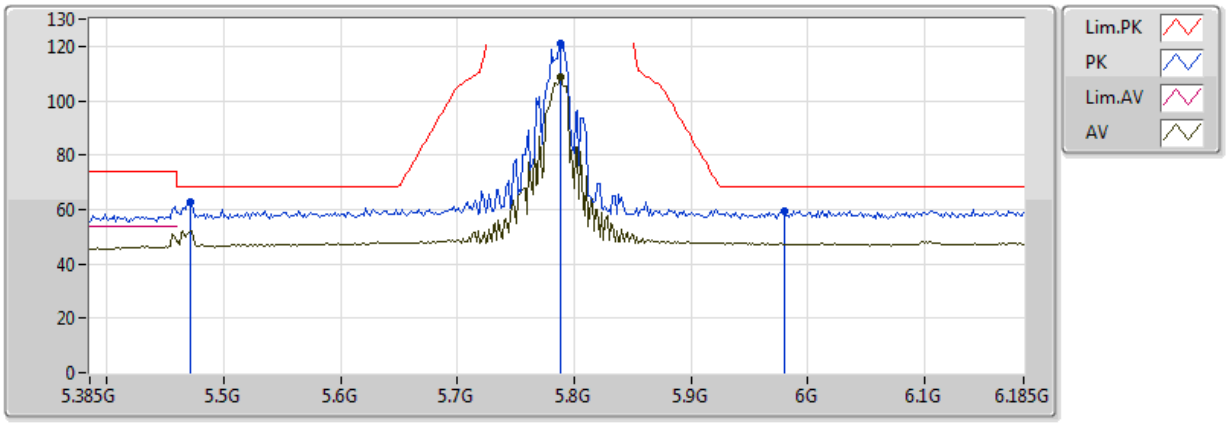


20170517
EUT Y 2TX ANT Dipole
Setting 26
01-Z-1-10
FSP(100080)
Non-TXBF

| Type | Freq(Hz) | Level(dBuV/m) | Limit(dBuV/m) | Margin(dB) | Factor(dB) | Dist(m) | Pol.(H/V) | Azimuth(°) | Height(m) | Comments |
|---|---|---|---|---|---|---|---|---|---|---|
| AV | 5.7882G | 108.74 | Inf | -Inf | 5.93 | 3 | V | 223 | 1.56 | - |
| PK | 5.4714G | 62.85 | 68.20 | -5.35 | 4.96 | 3 | V | 223 | 1.56 | - |
| PK | 5.7882G | 121.10 | Inf | -Inf | 5.93 | 3 | V | 223 | 1.56 | - |
| PK | 5.9802G | 59.57 | 68.20 | -8.63 | 6.64 | 3 | V | 223 | 1.56 | - |

## 802.11ac VHT20_Nss1,(MCS0)_2TX

## 5785MHz_TX

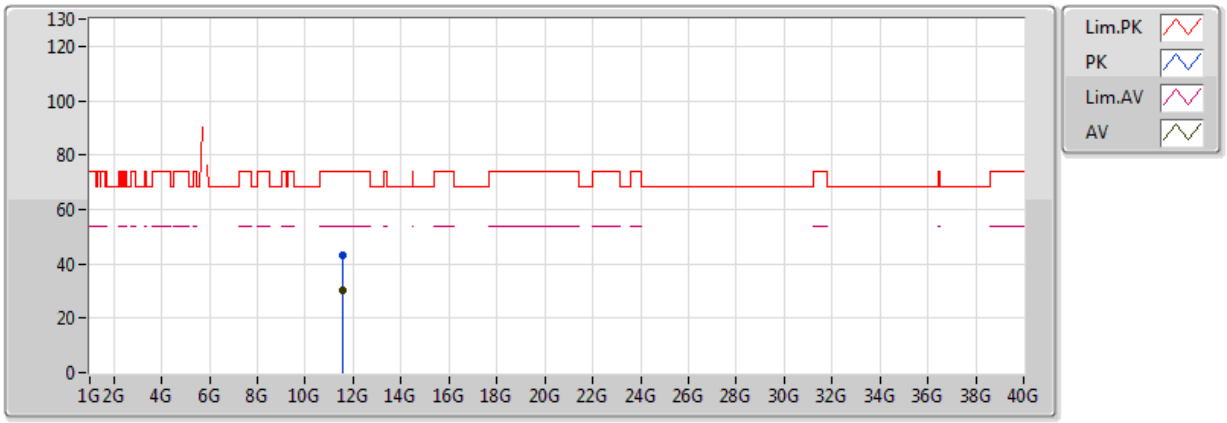


20170517
EUT Y 2TX ANT Dipole
Setting 26
01-Z-1
FSP(100080)
Non-TXBF

| Type | Freq(Hz) | Level(dBuV/m) | Limit(dBuV/m) | Margin(dB) | Factor(dB) | Dist(m) | Pol.(H/V) | Azimuth(°) | Height(m) | Comments |
|---|---|---|---|---|---|---|---|---|---|---|
| AV | 11.55008G | 30.20 | 54.00 | -23.80 | 12.07 | 3 | V | 272 | 1.14 | - |
| PK | 11.57984G | 43.06 | 74.00 | -30.94 | 12.08 | 3 | V | 272 | 1.14 | - |

## 802.11ac VHT20_Nss1,(MCS0)_2TX

## 5785MHz_TX

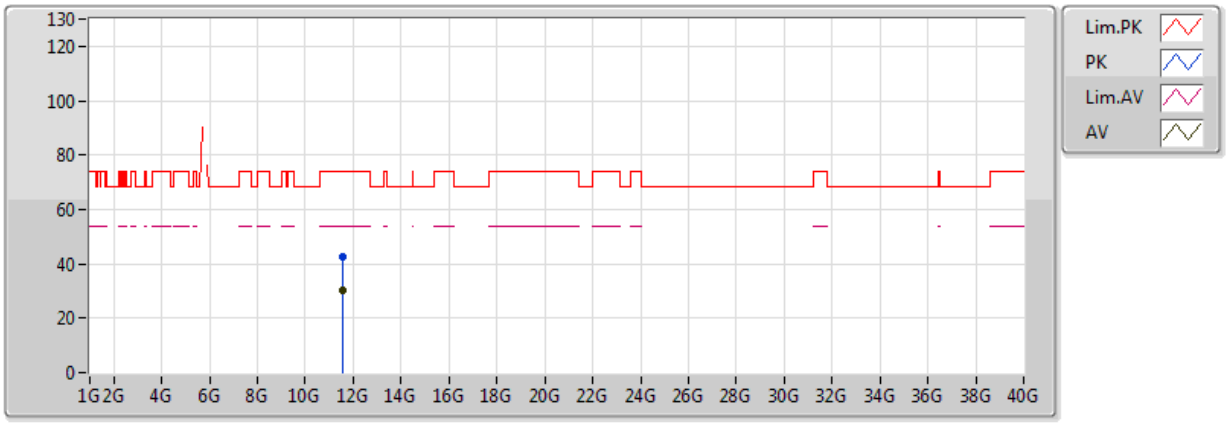


20170517
EUT Y 2TX ANT Dipole
Setting 26
01-Z-1
FSP(100080)
Non-TXBF

| Type | Freq(Hz) | Level(dBuV/m) | Limit(dBuV/m) | Margin(dB) | Factor(dB) | Dist(m) | Pol.(H/V) | Azimuth(°) | Height(m) | Comments |
|---|---|---|---|---|---|---|---|---|---|---|
| AV | 11.57008G | 30.28 | 54.00 | -23.72 | 12.08 | 3 | H | 253 | 2.00 | - |
| PK | 11.55248G | 42.56 | 74.00 | -31.44 | 12.07 | 3 | H | 253 | 2.00 | - |

## 802.11ac VHT20_Nss1,(MCS0)_2TX

## 5825MHz_TX

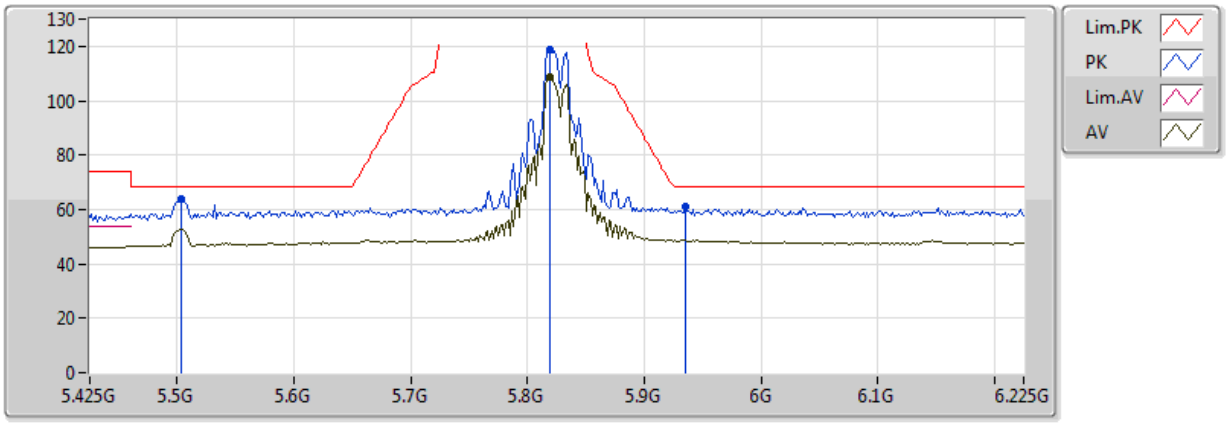


20170517
EUT Y 2TX ANT Dipole
Setting 26
01-Z-1-10
FSP(100080)
Non-TXBF

| Type | Freq(Hz) | Level(dBuV/m) | Limit(dBuV/m) | Margin(dB) | Factor(dB) | Dist(m) | Pol.(H/V) | Azimuth(°) | Height(m) | Comments |
|---|---|---|---|---|---|---|---|---|---|---|
| AV | 5.8186G | 108.70 | Inf | -Inf | 6.03 | 3 | V | 223 | 2.05 | - |
| PK | 5.5034G | 63.89 | 68.20 | -4.31 | 5.04 | 3 | V | 223 | 2.05 | - |
| PK | 5.8186G | 118.90 | Inf | -Inf | 6.03 | 3 | V | 223 | 2.05 | - |
| PK | 5.9354G | 60.97 | 68.20 | -7.23 | 6.47 | 3 | V | 223 | 2.05 | - |

## 802.11ac VHT20_Nss1,(MCS0)_2TX

## 5825MHz_TX

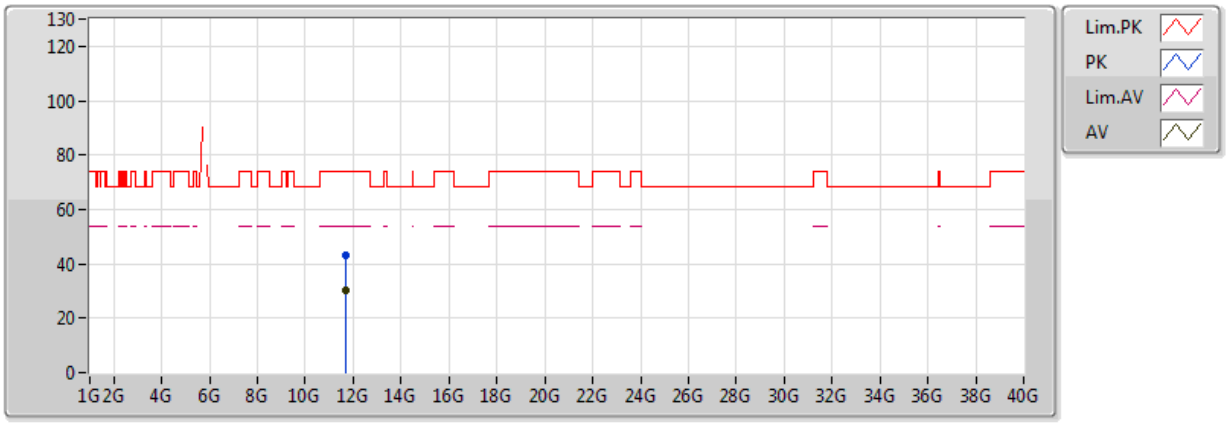


20170517
EUT Y 2TX ANT Dipole
Setting 26
01-Z-1
FSP(100080)
Non-TXBF

| Type | Freq(Hz) | Level(dBuV/m) | Limit(dBuV/m) | Margin(dB) | Factor(dB) | Dist(m) | Pol.(H/V) | Azimuth(°) | Height(m) | Comments |
|---|---|---|---|---|---|---|---|---|---|---|
| AV | 11.65888G | 30.37 | 54.00 | -23.63 | 12.12 | 3 | V | 237 | 1.91 | - |
| PK | 11.66064G | 43.32 | 74.00 | -30.68 | 12.12 | 3 | V | 237 | 1.91 | - |

## 802.11ac VHT20_Nss1,(MCS0)_2TX

## 5825MHz_TX

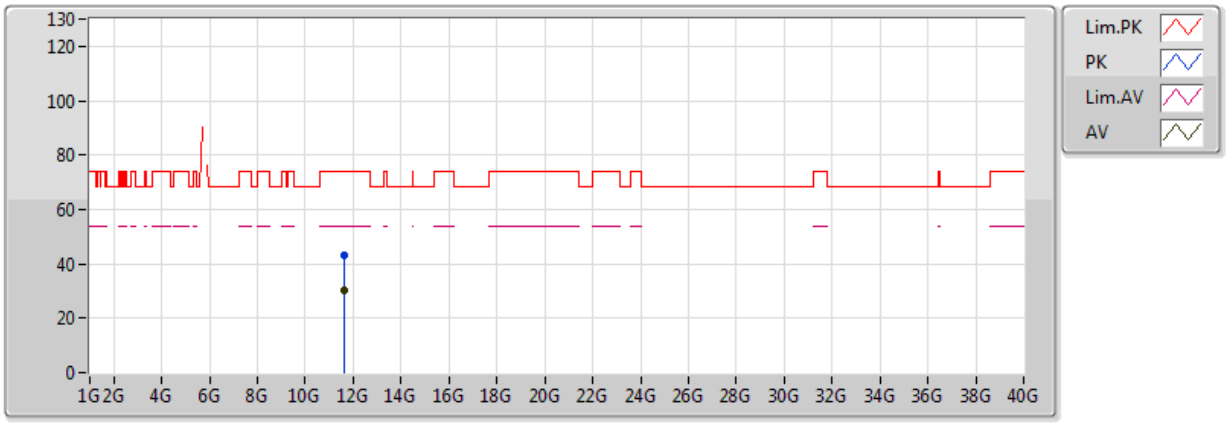


20170517
EUT Y 2TX ANT Dipole
Setting 26
01-Z-1
FSP(100080)
Non-TXBF

| Type | Freq(Hz) | Level(dBuV/m) | Limit(dBuV/m) | Margin(dB) | Factor(dB) | Dist(m) | Pol.(H/V) | Azimuth(°) | Height(m) | Comments |
|---|---|---|---|---|---|---|---|---|---|---|
| AV | 11.6336G | 30.49 | 54.00 | -23.51 | 12.11 | 3 | H | 183 | 2.05 | - |
| PK | 11.63096G | 43.11 | 74.00 | -30.89 | 12.11 | 3 | H | 183 | 2.05 | - |

## 802.11ac VHT40_Nss1,(MCS0)_2TX

## 5190MHz_TX

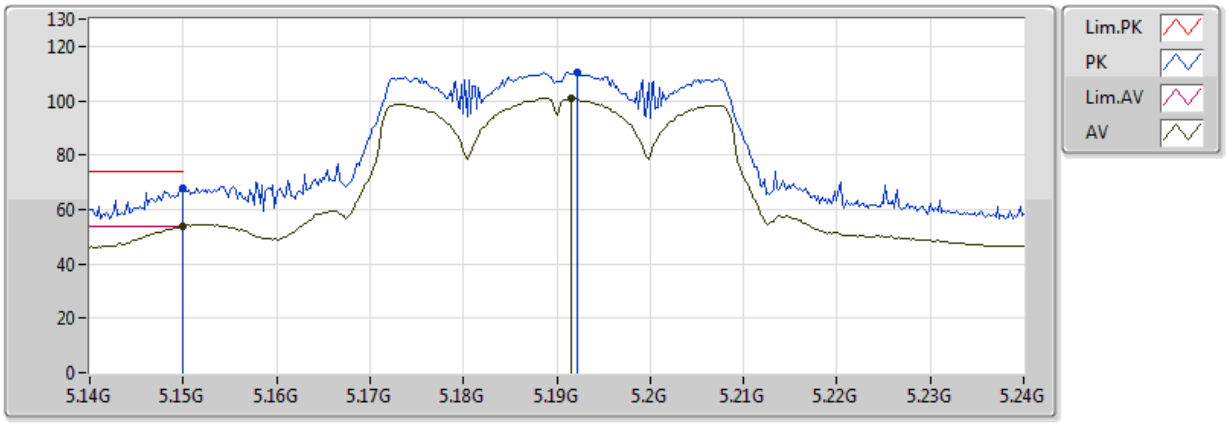


20170517
EUT Y 2TX ANT Dipole
Setting 13
01-Z-1-10
FSP(100080)
Non-TXBF

| Type | Freq(Hz) | Level(dBuV/m) | Limit(dBuV/m) | Margin(dB) | Factor(dB) | Dist(m) | Pol.(H/V) | Azimuth(°) | Height(m) | Comments |
|---|---|---|---|---|---|---|---|---|---|---|
| AV | 5.149995G | 53.98 | 54.00 | -0.02 | 4.27 | 3 | V | 213 | 1.52 | - |
| AV | 5.1916G | 101.01 | Inf | -Inf | 4.36 | 3 | V | 213 | 1.52 | - |
| PK | 5.149995G | 67.73 | 74.00 | -6.27 | 4.27 | 3 | V | 213 | 1.52 | - |
| PK | 5.1922G | 110.30 | Inf | -Inf | 4.36 | 3 | V | 213 | 1.52 | - |

## 802.11ac VHT40_Nss1,(MCS0)_2TX

## 5190MHz_TX

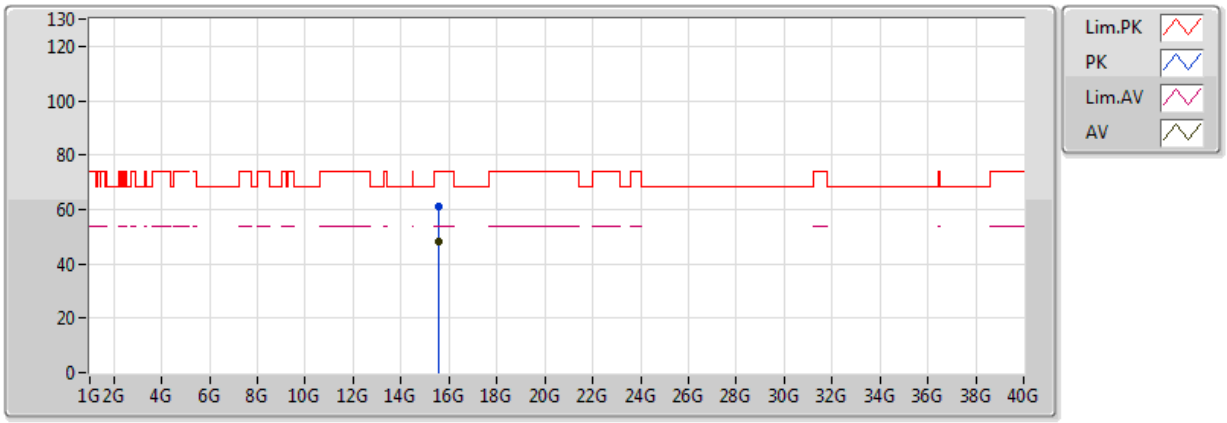


20170517
EUT Y 2TX ANT Dipole
Setting 13
01-Z-1
FSP(100080)
Non-TXBF

| Type | Freq(Hz) | Level(dBuV/m) | Limit(dBuV/m) | Margin(dB) | Factor(dB) | Dist(m) | Pol.(H/V) | Azimuth(°) | Height(m) | Comments |
|---|---|---|---|---|---|---|---|---|---|---|
| AV | 15.57208G | 48.36 | 54.00 | -5.64 | 13.76 | 3 | V | 352 | 1.70 | - |
| PK | 15.56904G | 60.94 | 74.00 | -13.06 | 13.76 | 3 | V | 352 | 1.70 | - |

## 802.11ac VHT40_Nss1,(MCS0)_2TX

## 5190MHz_TX

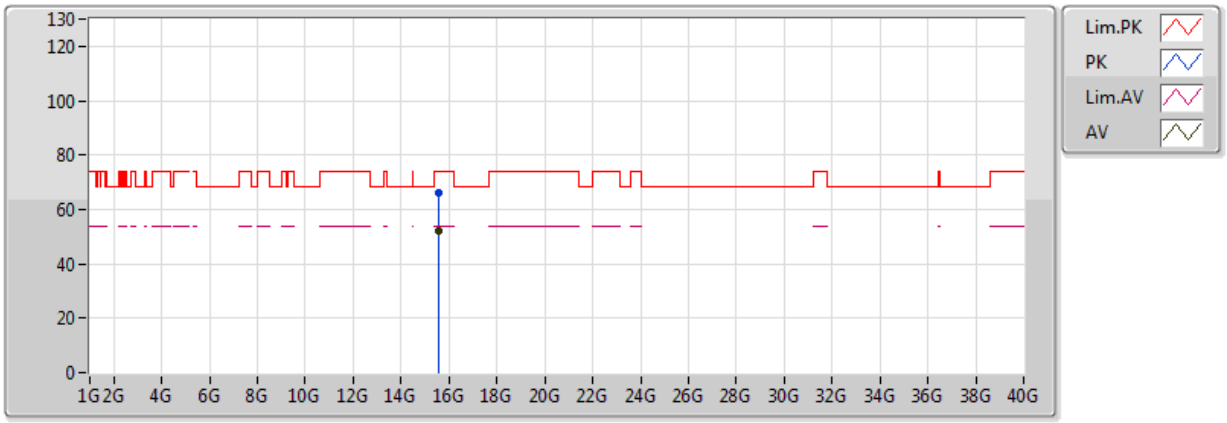


20170517
EUT Y 2TX ANT Dipole
Setting 13
01-Z-1
FSP(100080)
Non-TXBF

| Type | Freq(Hz) | Level(dBuV/m) | Limit(dBuV/m) | Margin(dB) | Factor(dB) | Dist(m) | Pol.(H/V) | Azimuth(°) | Height(m) | Comments |
|---|---|---|---|---|---|---|---|---|---|---|
| AV | 15.56744G | 51.92 | 54.00 | -2.08 | 13.77 | 3 | H | 232 | 1.76 | - |
| PK | 15.56616G | 65.93 | 74.00 | -8.07 | 13.77 | 3 | H | 232 | 1.76 | - |

## 802.11ac VHT40_Nss1,(MCS0)_2TX

## 5230MHz_TX

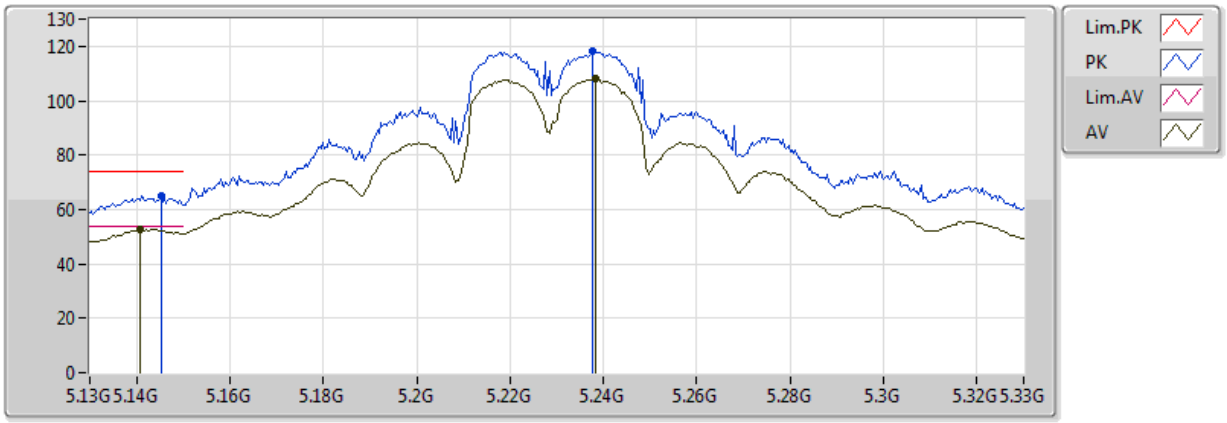


20170517
EUT Y 2TX ANT Dipole
Setting 21
01-Z-1-10
FSP(100080)
Non-TXBF

| Type | Freq(Hz) | Level(dBuV/m) | Limit(dBuV/m) | Margin(dB) | Factor(dB) | Dist(m) | Pol.(H/V) | Azimuth(°) | Height(m) | Comments |
|---|---|---|---|---|---|---|---|---|---|---|
| AV | 5.1408G | 52.64 | 54.00 | -1.36 | 4.25 | 3 | V | 123 | 1.50 | - |
| AV | 5.2384G | 108.29 | Inf | -Inf | 4.46 | 3 | V | 123 | 1.50 | - |
| PK | 5.1452G | 64.98 | 74.00 | -9.02 | 4.26 | 3 | V | 123 | 1.50 | - |
| PK | 5.2376G | 118.16 | Inf | -Inf | 4.46 | 3 | V | 123 | 1.50 | - |

## 802.11ac VHT40_Nss1,(MCS0)_2TX

## 5230MHz_TX

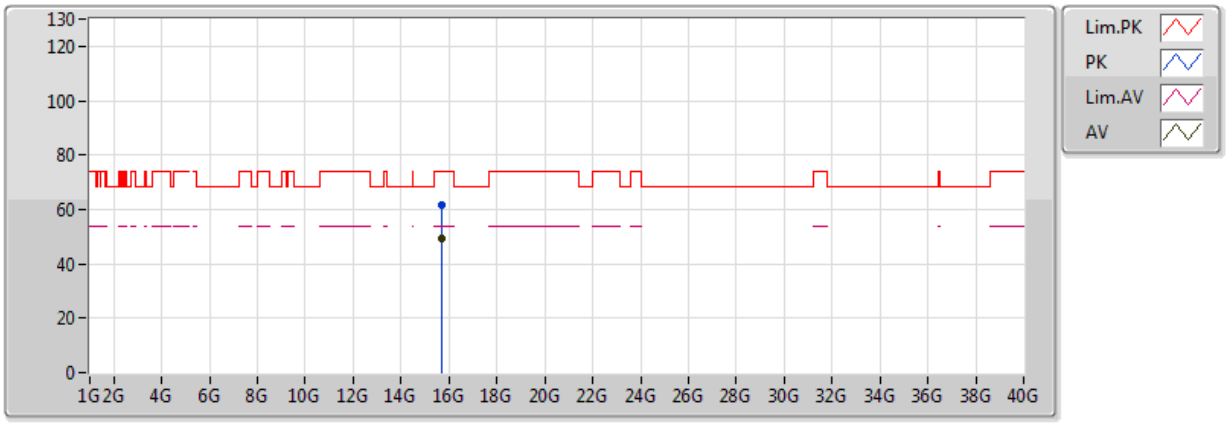


20170517
EUT Y 2TX ANT Dipole
Setting 21
01-Z-1
FSP(100080)
Non-TXBF

| Type | Freq(Hz) | Level(dBuV/m) | Limit(dBuV/m) | Margin(dB) | Factor(dB) | Dist(m) | Pol.(H/V) | Azimuth(°) | Height(m) | Comments |
|---|---|---|---|---|---|---|---|---|---|---|
| AV | 15.69928G | 49.45 | 54.00 | -4.55 | 13.60 | 3 | V | 124 | 1.77 | - |
| PK | 15.68072G | 61.42 | 74.00 | -12.58 | 13.63 | 3 | V | 124 | 1.77 | - |

## 802.11ac VHT40_Nss1,(MCS0)_2TX

## 5230MHz_TX

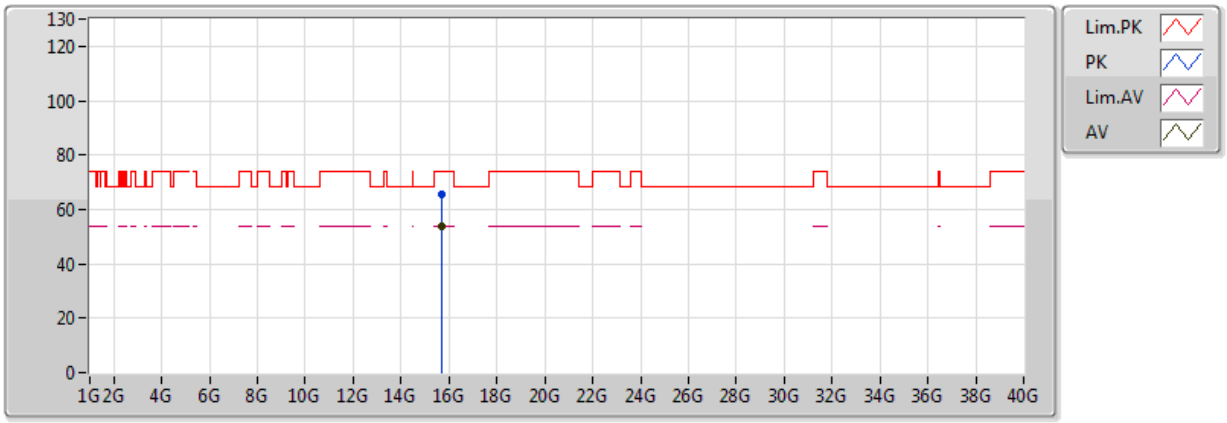


20170517
EUT Y 2TX ANT Dipole
Setting 21
01-Z-1
FSP(100080)
Non-TXBF

| Type | Freq(Hz) | Level(dBuV/m) | Limit(dBuV/m) | Margin(dB) | Factor(dB) | Dist(m) | Pol.(H/V) | Azimuth(°) | Height(m) | Comments |
|---|---|---|---|---|---|---|---|---|---|---|
| AV | 15.69016G | 53.98 | 54.00 | -0.02 | 13.61 | 3 | H | 230 | 1.78 | - |
| PK | 15.69096G | 65.59 | 74.00 | -8.41 | 13.61 | 3 | H | 230 | 1.78 | - |

## 802.11ac VHT40_Nss1,(MCS0)_2TX

## 5755MHz_TX

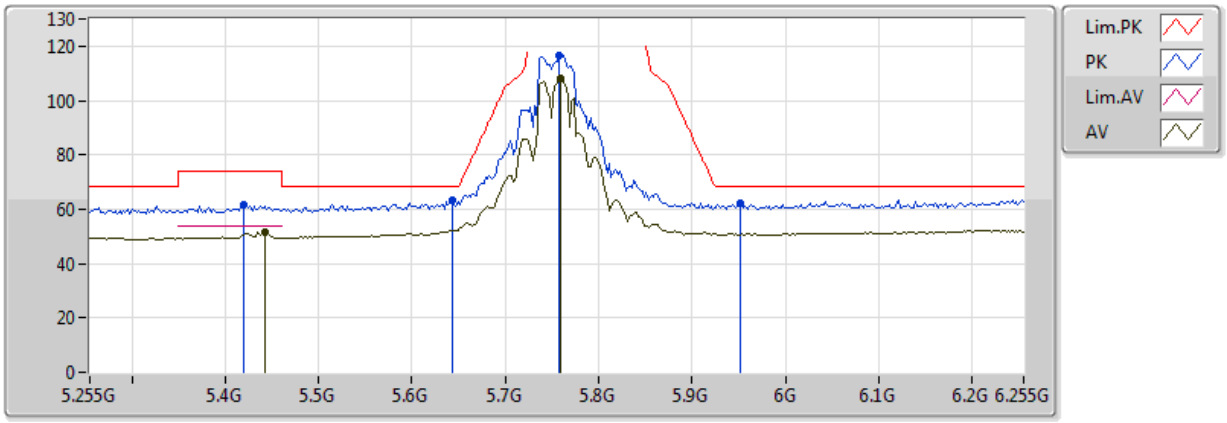


20170518
EUT Y 2TX ANT Dipole
Setting 26
05-M-1-10
FSV
Non-TXBF

| Type | Freq(Hz) | Level(dBuV/m) | Limit(dBuV/m) | Margin(dB) | Factor(dB) | Dist(m) | Pol.(H/V) | Azimuth(°) | Height(m) | Comments |
|---|---|---|---|---|---|---|---|---|---|---|
| AV | 5.443G | 51.39 | 54.00 | -2.61 | 7.82 | 3 | V | 2 | 1.50 | - |
| AV | 5.759G | 108.27 | Inf | -Inf | 8.42 | 3 | V | 2 | 1.50 | - |
| PK | 5.643G | 63.04 | 68.20 | -5.16 | 8.21 | 3 | V | 2 | 1.50 | - |
| PK | 5.757G | 116.70 | Inf | -Inf | 8.42 | 3 | V | 2 | 1.50 | - |
| PK | 5.951G | 62.10 | 68.20 | -6.10 | 8.89 | 3 | V | 2 | 1.50 | - |
| PK | 5.419G | 61.41 | 74.00 | -12.59 | 7.78 | 3 | V | 2 | 1.50 | - |

## 802.11ac VHT40_Nss1,(MCS0)_2TX

## 5755MHz_TX

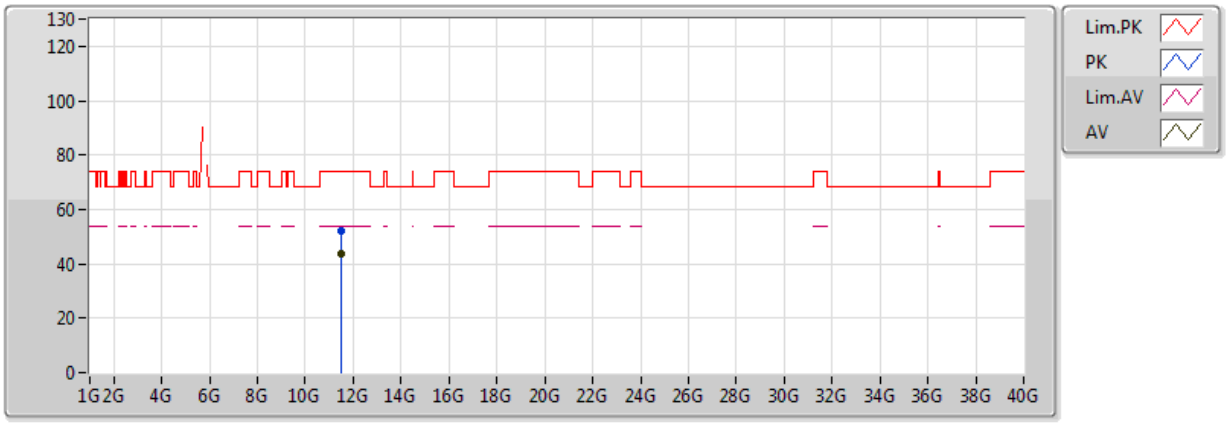


20170518
EUT Y 2TX ANT Dipole
Setting 26
05-M-1
FSV
Non-TXBF

| Type | Freq(Hz) | Level(dBuV/m) | Limit(dBuV/m) | Margin(dB) | Factor(dB) | Dist(m) | Pol.(H/V) | Azimuth(°) | Height(m) | Comments |
|---|---|---|---|---|---|---|---|---|---|---|
| AV | 11.51088G | 43.72 | 54.00 | -10.28 | 17.97 | 3 | V | 166 | 1.17 | - |
| PK | 11.51382G | 52.19 | 74.00 | -21.81 | 17.97 | 3 | V | 166 | 1.17 | - |

## 802.11ac VHT40_Nss1,(MCS0)_2TX

## 5755MHz_TX

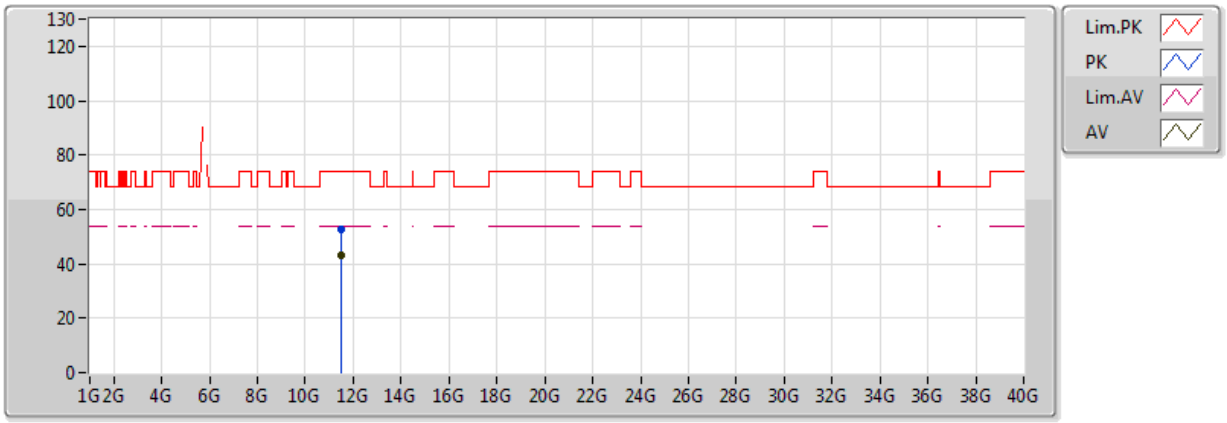


20170518
EUT Y 2TX ANT Dipole
Setting 26
05-M-1
FSV
Non-TXBF

| Type | Freq(Hz) | Level(dBuV/m) | Limit(dBuV/m) | Margin(dB) | Factor(dB) | Dist(m) | Pol.(H/V) | Azimuth(°) | Height(m) | Comments |
|---|---|---|---|---|---|---|---|---|---|---|
| AV | 11.51272G | 43.28 | 54.00 | -10.72 | 18.72 | 3 | H | 294 | 2.29 | - |
| PK | 11.50852G | 52.54 | 74.00 | -21.46 | 18.72 | 3 | H | 294 | 2.29 | - |

## 802.11ac VHT40_Nss1,(MCS0)_2TX

## 5795MHz_TX

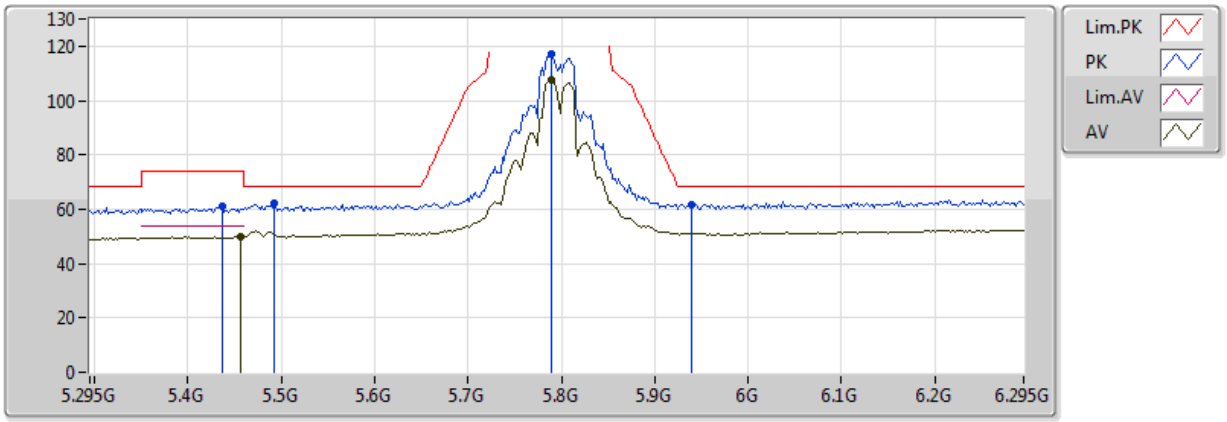


20170518
EUT Y 2TX ANT Dipole
Setting 26
05-M-1-10
FSV
Non-TXBF

| Type | Freq(Hz) | Level(dBuV/m) | Limit(dBuV/m) | Margin(dB) | Factor(dB) | Dist(m) | Pol.(H/V) | Azimuth(°) | Height(m) | Comments |
|---|---|---|---|---|---|---|---|---|---|---|
| AV | 5.457G | 49.93 | 54.00 | -4.07 | 7.84 | 3 | V | 0 | 1.50 | - |
| AV | 5.789G | 107.80 | Inf | -Inf | 8.48 | 3 | V | 0 | 1.50 | - |
| PK | 5.493G | 61.93 | 68.20 | -6.27 | 7.90 | 3 | V | 0 | 1.50 | - |
| PK | 5.789G | 117.09 | Inf | -Inf | 8.48 | 3 | V | 0 | 1.50 | - |
| PK | 5.939G | 61.77 | 68.20 | -6.43 | 8.86 | 3 | V | 0 | 1.50 | - |
| PK | 5.437G | 61.10 | 74.00 | -12.90 | 7.81 | 3 | V | 0 | 1.50 | - |

## 802.11ac VHT40_Nss1,(MCS0)_2TX

## 5795MHz_TX

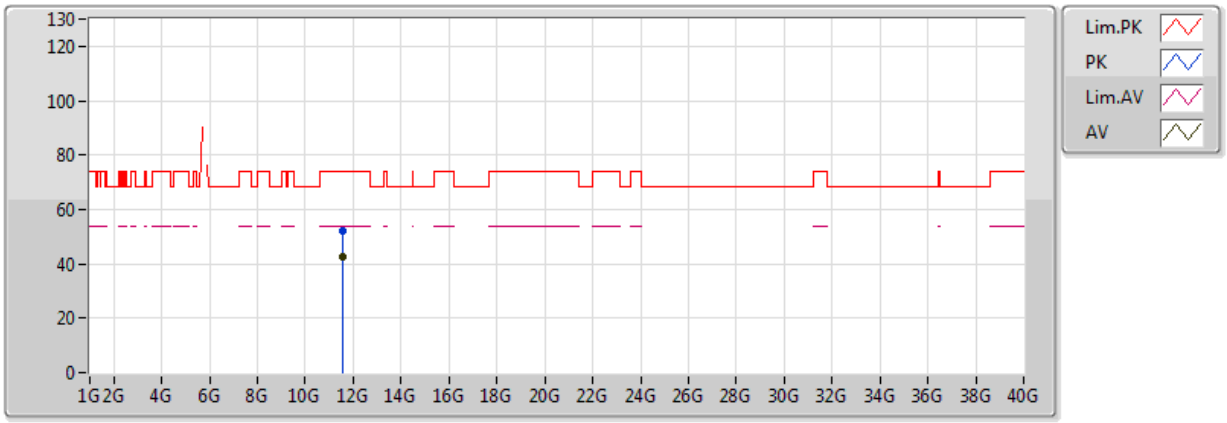


20170518
EUT Y 2TX ANT Dipole
Setting 26
05-M-1
FSV
Non-TXBF

| Type | Freq(Hz) | Level(dBuV/m) | Limit(dBuV/m) | Margin(dB) | Factor(dB) | Dist(m) | Pol.(H/V) | Azimuth(°) | Height(m) | Comments |
|---|---|---|---|---|---|---|---|---|---|---|
| AV | 11.58894G | 42.69 | 54.00 | -11.31 | 17.88 | 3 | V | 128 | 2.46 | - |
| PK | 11.59118G | 52.14 | 74.00 | -21.86 | 17.88 | 3 | V | 128 | 2.46 | - |

## 802.11ac VHT40_Nss1,(MCS0)_2TX

## 5795MHz_TX

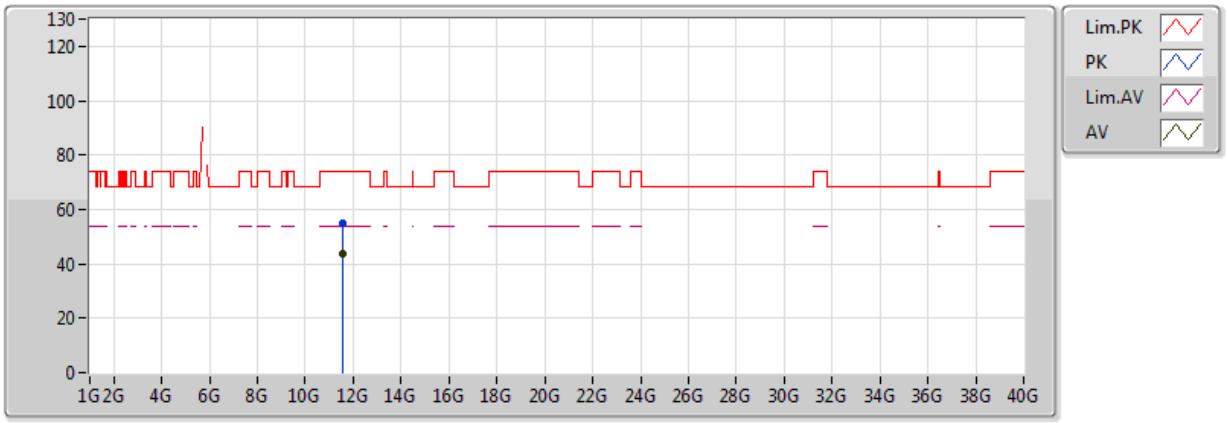


20170518
EUT Y 2TX ANT Dipole
Setting 26
05-M-1
FSV
Non-TXBF

| Type | Freq(Hz) | Level(dBuV/m) | Limit(dBuV/m) | Margin(dB) | Factor(dB) | Dist(m) | Pol.(H/V) | Azimuth(°) | Height(m) | Comments |
|---|---|---|---|---|---|---|---|---|---|---|
| AV | 11.58882G | 43.52 | 54.00 | -10.48 | 18.66 | 3 | H | 258 | 1.95 | - |
| PK | 11.58924G | 54.89 | 74.00 | -19.11 | 18.66 | 3 | H | 258 | 1.95 | - |

## 802.11ac VHT80_Nss1,(MCS0)_2TX

## 5210MHz_TX

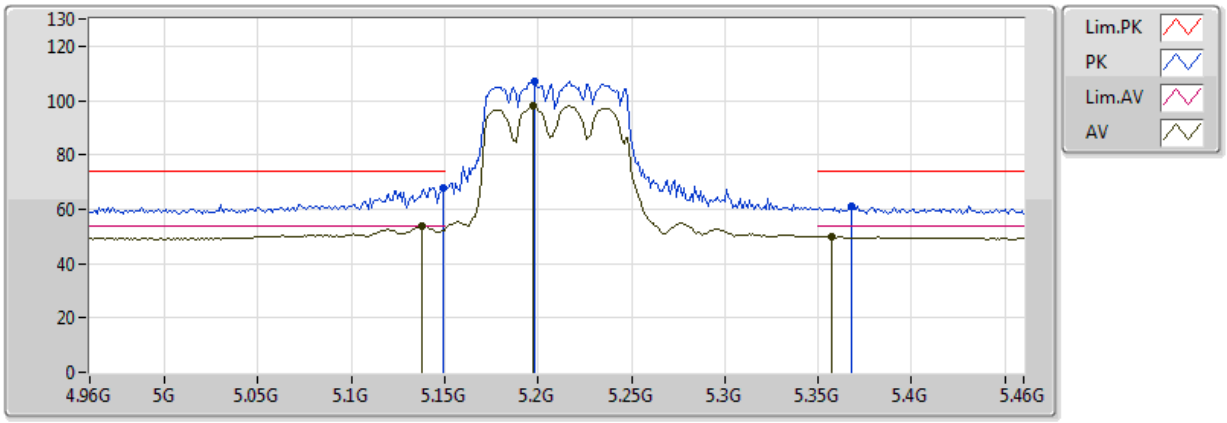


20170518
EUT Y 2TX ANT Dipole
Setting 12.5
05-M-1-10
FSV
Non-TXBF

| Type | Freq(Hz) | Level(dBuV/m) | Limit(dBuV/m) | Margin(dB) | Factor(dB) | Dist(m) | Pol.(H/V) | Azimuth(°) | Height(m) | Comments |
|---|---|---|---|---|---|---|---|---|---|---|
| AV | 5.138G | 53.98 | 54.00 | -0.02 | 7.31 | 3 | V | 346 | 1.49 | - |
| AV | 5.197G | 98.03 | Inf | -Inf | 7.41 | 3 | V | 346 | 1.49 | - |
| AV | 5.357G | 50.05 | 54.00 | -3.95 | 7.68 | 3 | V | 346 | 1.49 | - |
| PK | 5.149G | 68.05 | 74.00 | -5.95 | 7.33 | 3 | V | 346 | 1.49 | - |
| PK | 5.198G | 107.04 | Inf | -Inf | 7.42 | 3 | V | 346 | 1.49 | - |
| PK | 5.368G | 61.17 | 74.00 | -12.83 | 7.70 | 3 | V | 346 | 1.49 | - |

## 802.11ac VHT80_Nss1,(MCS0)_2TX

## 5210MHz_TX

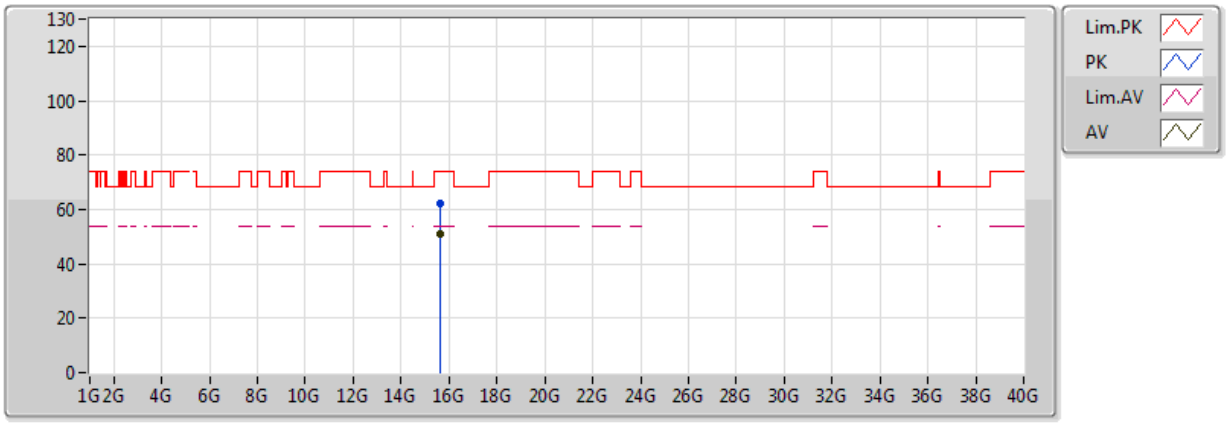


20170518
EUT Y 2TX ANT Dipole
Setting 12.5
05-M-1
FSV
Non-TXBF

| Type | Freq(Hz) | Level(dBuV/m) | Limit(dBuV/m) | Margin(dB) | Factor(dB) | Dist(m) | Pol.(H/V) | Azimuth(°) | Height(m) | Comments |
|---|---|---|---|---|---|---|---|---|---|---|
| AV | 15.6266G | 50.82 | 54.00 | -3.18 | 19.28 | 3 | V | 280 | 1.71 | - |
| PK | 15.63356G | 62.42 | 74.00 | -11.58 | 19.26 | 3 | V | 280 | 1.71 | - |

## 802.11ac VHT80_Nss1,(MCS0)_2TX

## 5210MHz_TX

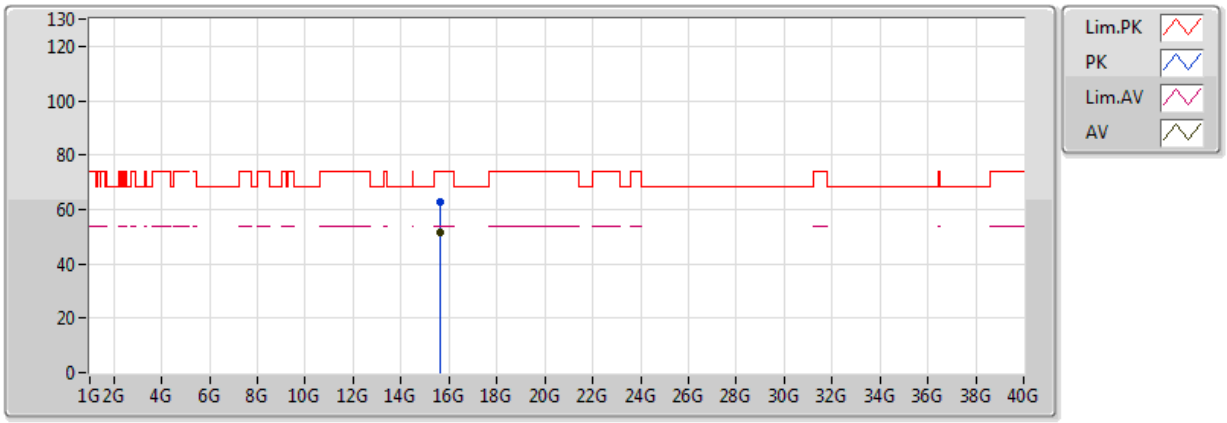


20170518
EUT Y 2TX ANT Dipole
Setting 12.5
05-M-1
FSV
Non-TXBF

| Type | Freq(Hz) | Level(dBuV/m) | Limit(dBuV/m) | Margin(dB) | Factor(dB) | Dist(m) | Pol.(H/V) | Azimuth(°) | Height(m) | Comments |
|---|---|---|---|---|---|---|---|---|---|---|
| AV | 15.62642G | 51.47 | 54.00 | -2.53 | 19.80 | 3 | H | 88 | 1.23 | - |
| PK | 15.62802G | 62.64 | 74.00 | -11.36 | 19.80 | 3 | H | 88 | 1.23 | - |

## 802.11ac VHT80_Nss1,(MCS0)_2TX

## 5775MHz_TX

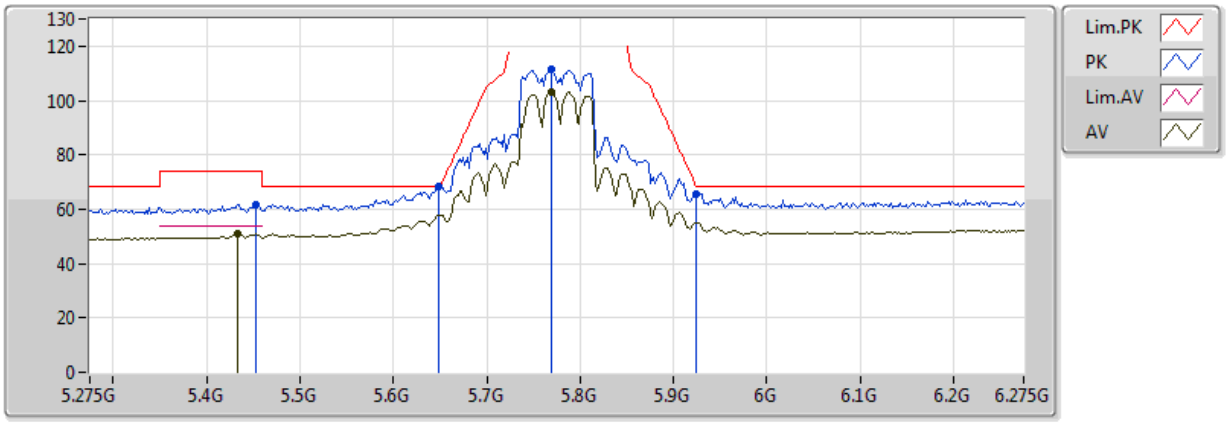


20170518
EUT Y 2TX ANT Dipole
Setting 20
05-M-1-10
FSV
Non-TXBF

| Type | Freq(Hz) | Level(dBuV/m) | Limit(dBuV/m) | Margin(dB) | Factor(dB) | Dist(m) | Pol.(H/V) | Azimuth(°) | Height(m) | Comments |
|---|---|---|---|---|---|---|---|---|---|---|
| AV | 5.433G | 50.89 | 54.00 | -3.11 | 7.80 | 3 | V | 360 | 1.49 | - |
| AV | 5.769G | 103.23 | Inf | -Inf | 8.44 | 3 | V | 360 | 1.49 | - |
| PK | 5.649G | 68.15 | 68.20 | -0.05 | 8.22 | 3 | V | 360 | 1.49 | - |
| PK | 5.769G | 111.27 | Inf | -Inf | 8.44 | 3 | V | 360 | 1.49 | - |
| PK | 5.925G | 65.78 | 68.20 | -2.42 | 8.82 | 3 | V | 360 | 1.49 | - |
| PK | 5.453G | 61.49 | 74.00 | -12.51 | 7.83 | 3 | V | 360 | 1.49 | - |

## 802.11ac VHT80_Nss1,(MCS0)_2TX

## 5775MHz_TX

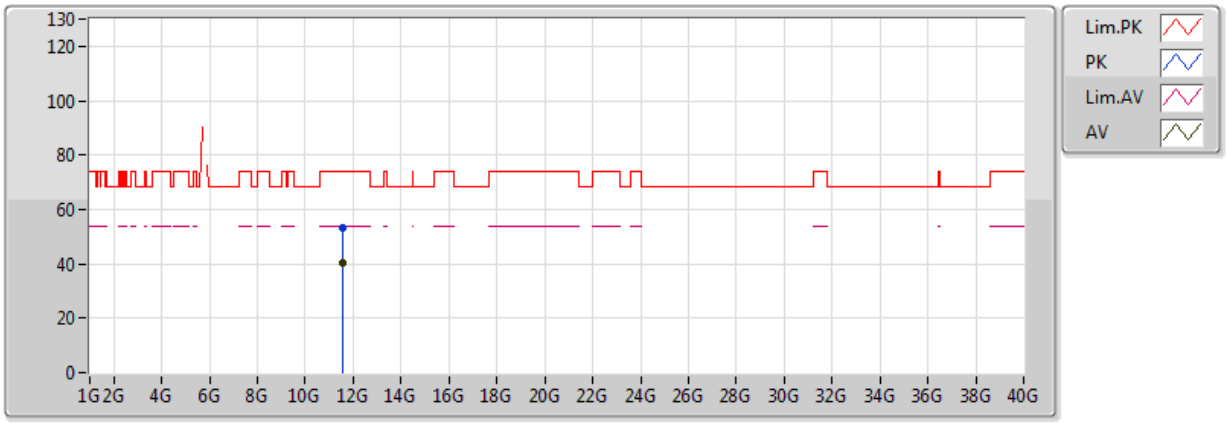


20170518
EUT Y 2TX ANT Dipole
Setting 20
05-M-1-10
FSV
Non-TXBF

| Type | Freq(Hz) | Level(dBuV/m) | Limit(dBuV/m) | Margin(dB) | Factor(dB) | Dist(m) | Pol.(H/V) | Azimuth(°) | Height(m) | Comments |
|---|---|---|---|---|---|---|---|---|---|---|
| AV | 11.55222G | 40.29 | 54.00 | -13.71 | 17.92 | 3 | V | 9 | 2.22 | - |
| PK | 11.5461G | 53.48 | 74.00 | -20.52 | 17.93 | 3 | V | 9 | 2.22 | - |

## 802.11ac VHT80_Nss1,(MCS0)_2TX

## 5775MHz_TX

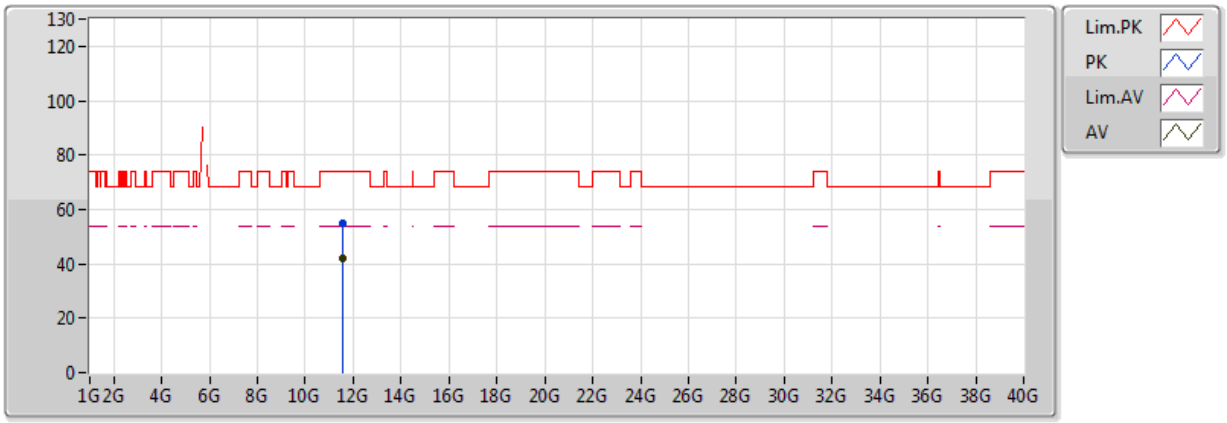


20170518
EUT Y 2TX ANT Dipole
Setting 20
05-M-1-10
FSV
Non-TXBF

| Type | Freq(Hz) | Level(dBuV/m) | Limit(dBuV/m) | Margin(dB) | Factor(dB) | Dist(m) | Pol.(H/V) | Azimuth(°) | Height(m) | Comments |
|---|---|---|---|---|---|---|---|---|---|---|
| AV | 11.54788G | 42.11 | 54.00 | -11.89 | 18.69 | 3 | H | 291 | 2.45 | - |
| PK | 11.55414G | 54.69 | 74.00 | -19.31 | 18.69 | 3 | H | 291 | 2.45 | - |

## 802.11ac VHT20-BF_Nss1,(MCS0)_2TX

## 5180MHz_TX

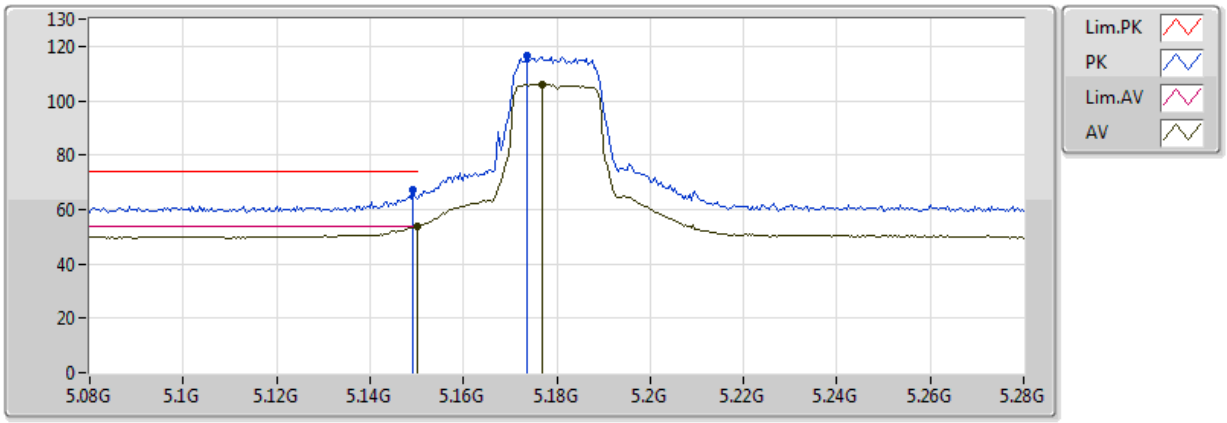


20170518
EUT Y 2TX ANT Dipole
Setting 18
05-M-1-10
FSV
Non-TXBF

| Type | Freq(Hz) | Level(dBuV/m) | Limit(dBuV/m) | Margin(dB) | Factor(dB) | Dist(m) | Pol.(H/V) | Azimuth(°) | Height(m) | Comments |
|---|---|---|---|---|---|---|---|---|---|---|
| AV | 5.149995G | 53.72 | 54.00 | -0.28 | 7.33 | 3 | V | 212 | 1.47 | - |
| AV | 5.1768G | 105.97 | Inf | -Inf | 7.38 | 3 | V | 212 | 1.47 | - |
| PK | 5.1492G | 67.10 | 74.00 | -6.90 | 7.33 | 3 | V | 212 | 1.47 | - |
| PK | 5.1736G | 116.37 | Inf | -Inf | 7.38 | 3 | V | 212 | 1.47 | - |

## 802.11ac VHT20-BF_Nss1,(MCS0)_2TX

## 5180MHz_TX

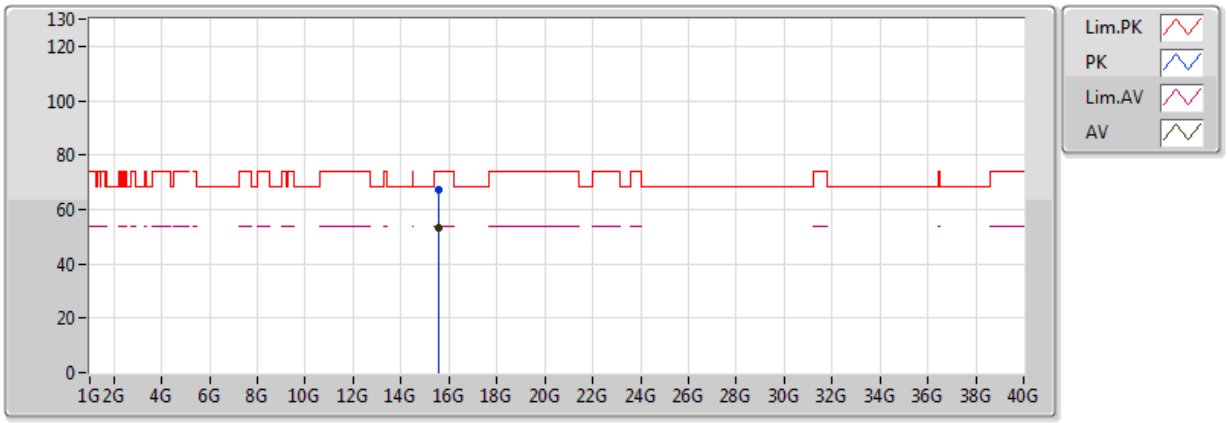


20170518
EUT Y 2TX ANT Dipole
Setting 18
05-M-1
FSV
Non-TXBF

| Type | Freq(Hz) | Level(dBuV/m) | Limit(dBuV/m) | Margin(dB) | Factor(dB) | Dist(m) | Pol.(H/V) | Azimuth(°) | Height(m) | Comments |
|---|---|---|---|---|---|---|---|---|---|---|
| AV | 15.54322G | 53.46 | 54.00 | -0.54 | 19.52 | 3 | V | 103 | 1.57 | - |
| PK | 15.5403G | 67.49 | 74.00 | -6.51 | 19.53 | 3 | V | 103 | 1.57 | - |

## 802.11ac VHT20-BF_Nss1,(MCS0)_2TX

## 5180MHz_TX

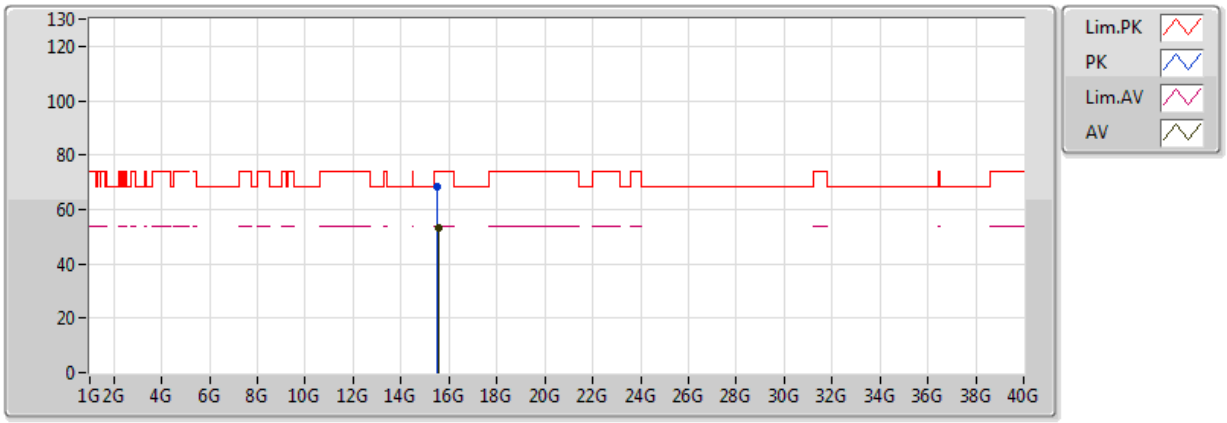


20170518
EUT Y 2TX ANT Dipole
Setting 18
05-M-1
FSV
Non-TXBF

| Type | Freq(Hz) | Level(dBuV/m) | Limit(dBuV/m) | Margin(dB) | Factor(dB) | Dist(m) | Pol.(H/V) | Azimuth(°) | Height(m) | Comments |
|---|---|---|---|---|---|---|---|---|---|---|
| AV | 15.54462G | 53.42 | 54.00 | -0.58 | 20.05 | 3 | H | 325 | 1.76 | - |
| PK | 15.53554G | 68.55 | 74.00 | -5.45 | 20.08 | 3 | H | 325 | 1.76 | - |

## 802.11ac VHT20-BF_Nss1,(MCS0)_2TX

## 5200MHz_TX

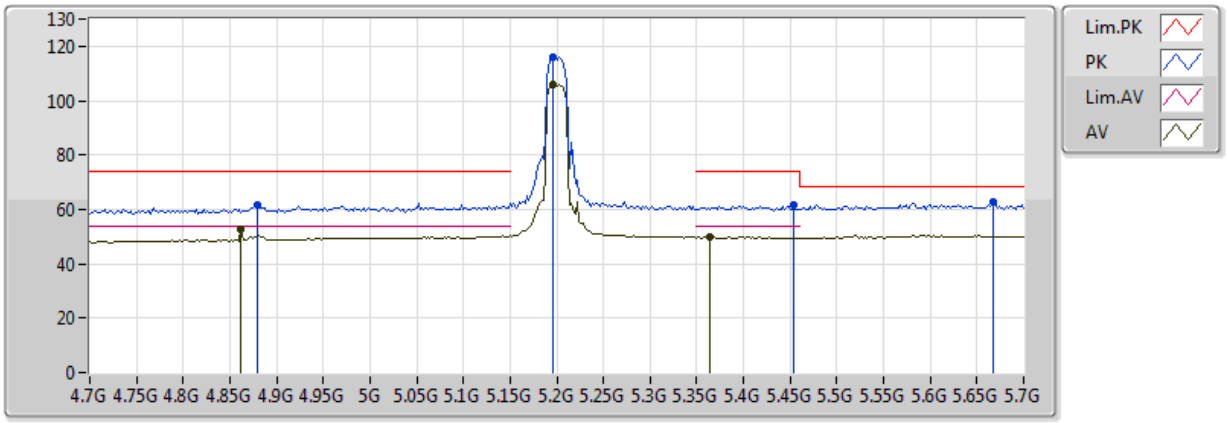


20170518
EUT Y 2TX ANT Dipole
Setting 19
05-M-1-10
FSV
TXBF

| Type | Freq(Hz) | Level(dBuV/m) | Limit(dBuV/m) | Margin(dB) | Factor(dB) | Dist(m) | Pol.(H/V) | Azimuth(°) | Height(m) | Comments |
|---|---|---|---|---|---|---|---|---|---|---|
| AV | 5.196G | 105.81 | Inf | -Inf | 7.41 | 3 | V | 0 | 1.50 | - |
| AV | 5.364G | 49.78 | 54.00 | -4.22 | 7.69 | 3 | V | 0 | 1.50 | - |
| PK | 5.196G | 116.06 | Inf | -Inf | 7.41 | 3 | V | 0 | 1.50 | - |
| PK | 5.668G | 62.67 | 68.20 | -5.53 | 8.25 | 3 | V | 0 | 1.50 | - |
| AV | 4.862G | 52.82 | 54.00 | -1.18 | 6.70 | 3 | V | 0 | 1.50 | - |
| PK | 4.88G | 61.72 | 74.00 | -12.28 | 6.75 | 3 | V | 0 | 1.50 | - |
| PK | 5.454G | 61.66 | 74.00 | -12.34 | 7.84 | 3 | V | 0 | 1.50 | - |

## 802.11ac VHT20-BF_Nss1,(MCS0)_2TX

## 5200MHz_TX

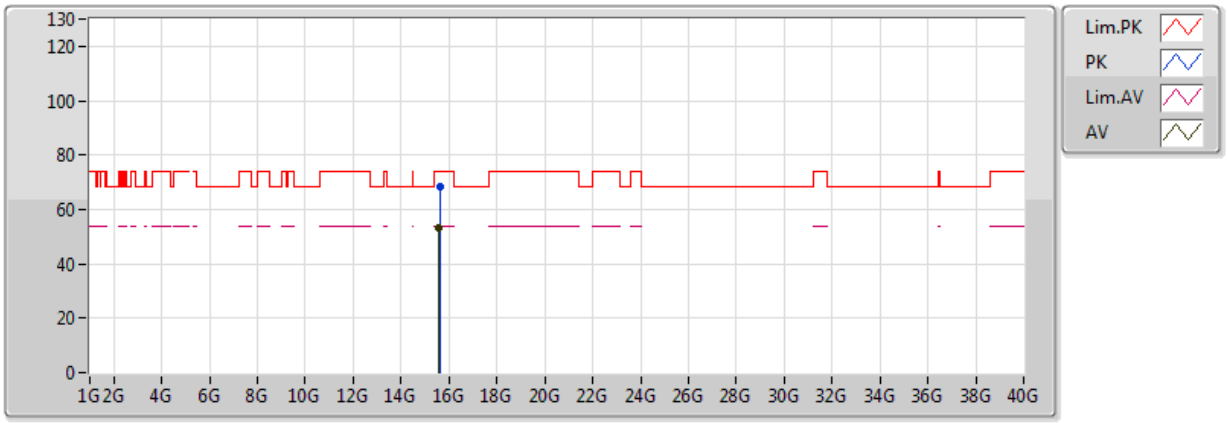


20170518
EUT Y 2TX ANT Dipole
Setting 19
05-M-1
FSV
TXBF

| Type | Freq(Hz) | Level(dBuV/m) | Limit(dBuV/m) | Margin(dB) | Factor(dB) | Dist(m) | Pol.(H/V) | Azimuth(°) | Height(m) | Comments |
|---|---|---|---|---|---|---|---|---|---|---|
| AV | 15.59556G | 53.21 | 54.00 | -0.79 | 19.37 | 3 | V | 92 | 2.22 | - |
| PK | 15.60356G | 68.19 | 74.00 | -5.81 | 19.35 | 3 | V | 92 | 2.22 | - |

## 802.11ac VHT20-BF_Nss1,(MCS0)_2TX

## 5200MHz_TX

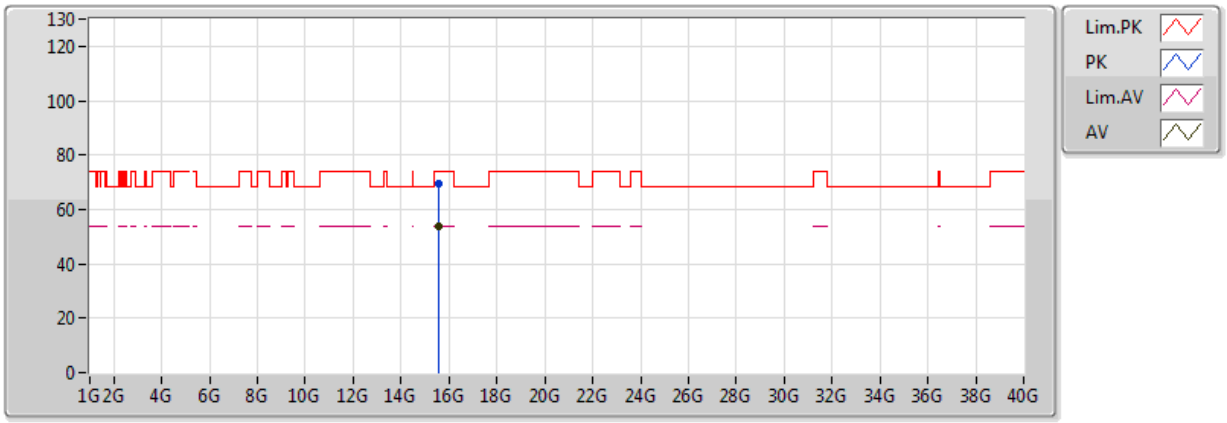


20170518
EUT Y 2TX ANT Dipole
Setting 19
05-M-1
FSV
TXBF

| Type | Freq(Hz) | Level(dBuV/m) | Limit(dBuV/m) | Margin(dB) | Factor(dB) | Dist(m) | Pol.(H/V) | Azimuth(°) | Height(m) | Comments |
|---|---|---|---|---|---|---|---|---|---|---|
| AV | 15.5976G | 53.72 | 54.00 | -0.28 | 19.89 | 3 | H | 65 | 1.67 | - |
| PK | 15.59508G | 69.62 | 74.00 | -4.38 | 19.90 | 3 | H | 65 | 1.67 | - |

## 802.11ac VHT20-BF_Nss1,(MCS0)_2TX

## 5240MHz_TX

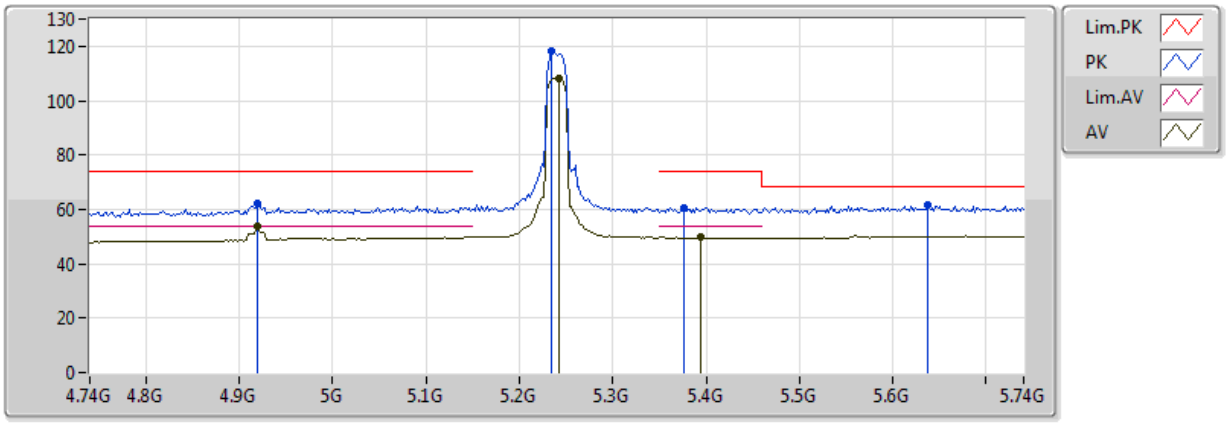


20170518
EUT Y 2TX ANT Dipole
Setting 20
05-M-1-10
FSV
TXBF

| Type | Freq(Hz) | Level(dBuV/m) | Limit(dBuV/m) | Margin(dB) | Factor(dB) | Dist(m) | Pol.(H/V) | Azimuth(°) | Height(m) | Comments |
|---|---|---|---|---|---|---|---|---|---|---|
| AV | 5.242G | 108.21 | Inf | -Inf | 7.49 | 3 | V | 215 | 1.63 | - |
| AV | 5.394G | 49.83 | 54.00 | -4.17 | 7.74 | 3 | V | 215 | 1.63 | - |
| PK | 5.234G | 118.30 | Inf | -Inf | 7.48 | 3 | V | 215 | 1.63 | - |
| PK | 5.638G | 61.46 | 68.20 | -6.74 | 8.20 | 3 | V | 215 | 1.63 | - |
| PK | 4.92G | 61.96 | 74.00 | -12.04 | 6.85 | 3 | V | 215 | 1.63 | - |
| AV | 4.92G | 53.59 | 54.00 | -0.41 | 6.85 | 3 | V | 215 | 1.63 | - |
| PK | 5.376G | 60.61 | 74.00 | -13.39 | 7.71 | 3 | V | 215 | 1.63 | - |

## 802.11ac VHT20-BF_Nss1,(MCS0)_2TX

## 5240MHz_TX

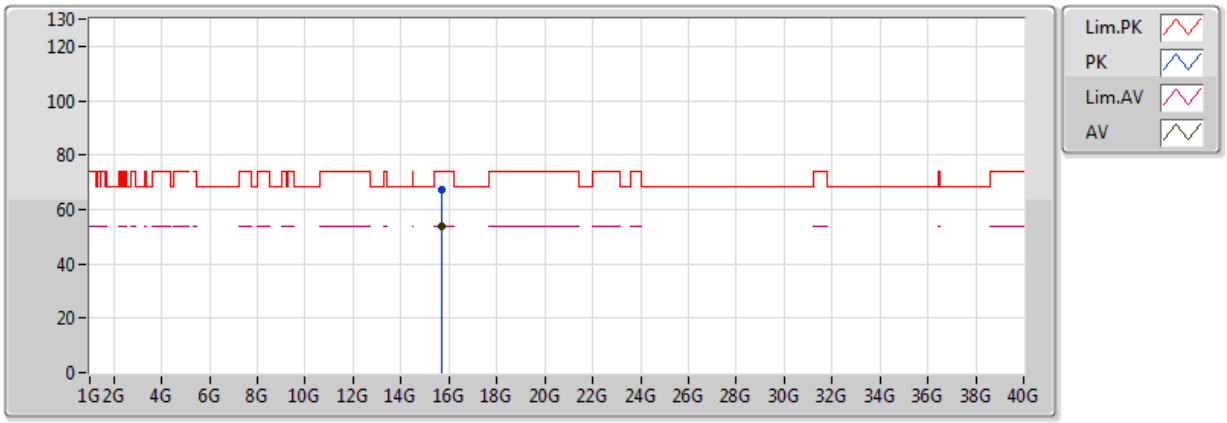


20170518
EUT Y 2TX ANT Dipole
Setting 20
05-M-1
FSV
TXBF

| Type | Freq(Hz) | Level(dBuV/m) | Limit(dBuV/m) | Margin(dB) | Factor(dB) | Dist(m) | Pol.(H/V) | Azimuth(°) | Height(m) | Comments |
|---|---|---|---|---|---|---|---|---|---|---|
| AV | 15.72086G | 53.57 | 54.00 | -0.43 | 19.02 | 3 | V | 315 | 2.14 | - |
| PK | 15.7216G | 67.11 | 74.00 | -6.89 | 19.02 | 3 | V | 315 | 2.14 | - |

## 802.11ac VHT20-BF_Nss1,(MCS0)_2TX

## 5240MHz_TX

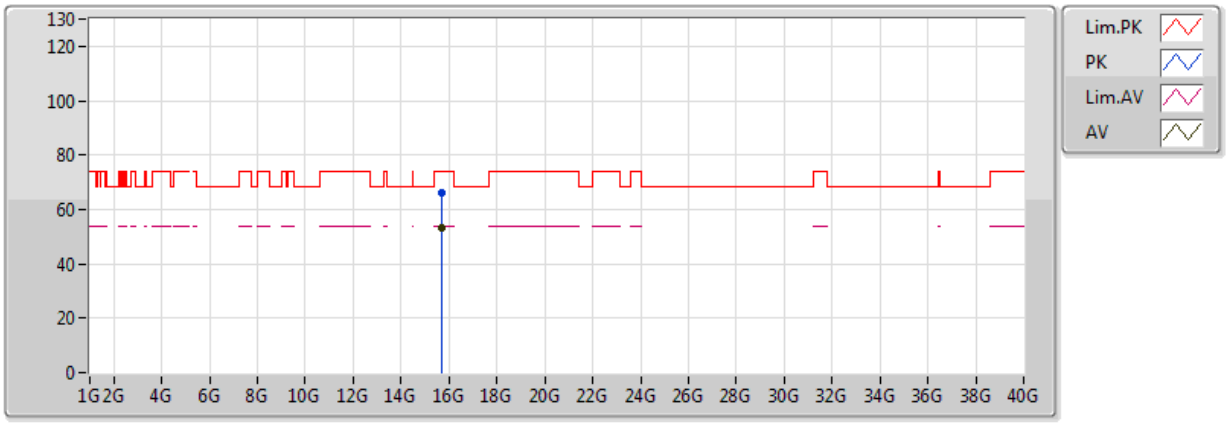


20170518
EUT Y 2TX ANT Dipole
Setting 20
05-M-1
FSV
TXBF

| Type | Freq(Hz) | Level(dBuV/m) | Limit(dBuV/m) | Margin(dB) | Factor(dB) | Dist(m) | Pol.(H/V) | Azimuth(°) | Height(m) | Comments |
|---|---|---|---|---|---|---|---|---|---|---|
| AV | 15.71508G | 53.50 | 54.00 | -0.50 | 19.53 | 3 | H | 157 | 2.36 | - |
| PK | 15.71682G | 66.39 | 74.00 | -7.61 | 19.53 | 3 | H | 157 | 2.36 | - |

## 802.11ac VHT20-BF_Nss1,(MCS0)_2TX

## 5745MHz_TX

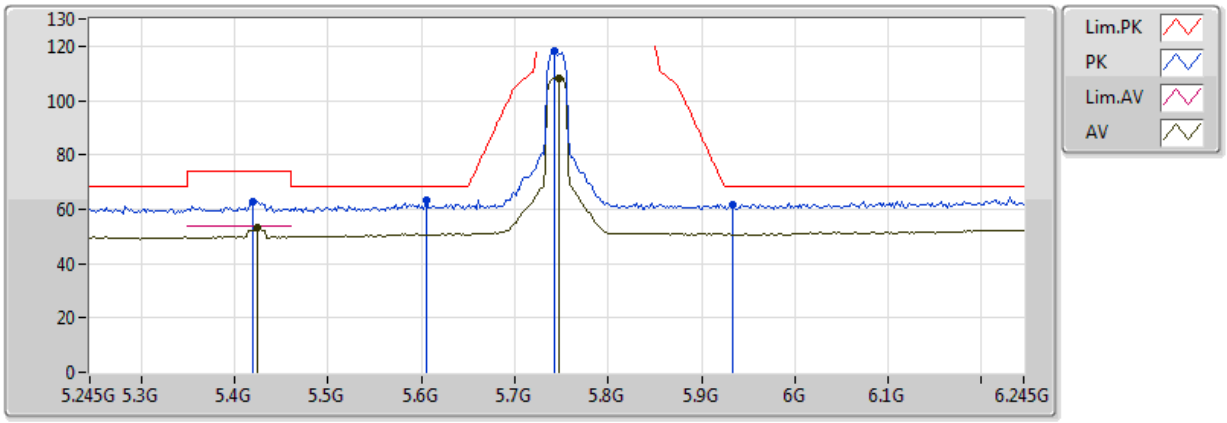


20170518
EUT Y 2TX ANT Dipole
Setting 26
05-M-1-10
FSV
TXBF

| Type | Freq(Hz) | Level(dBuV/m) | Limit(dBuV/m) | Margin(dB) | Factor(dB) | Dist(m) | Pol.(H/V) | Azimuth(°) | Height(m) | Comments |
|---|---|---|---|---|---|---|---|---|---|---|
| AV | 5.747G | 108.42 | Inf | -Inf | 8.40 | 3 | V | 222 | 1.57 | - |
| PK | 5.605G | 63.19 | 68.20 | -5.01 | 8.14 | 3 | V | 222 | 1.57 | - |
| PK | 5.743G | 117.99 | Inf | -Inf | 8.39 | 3 | V | 222 | 1.57 | - |
| PK | 5.933G | 61.63 | 68.20 | -6.57 | 8.84 | 3 | V | 222 | 1.57 | - |
| PK | 5.419G | 62.83 | 74.00 | -11.17 | 7.78 | 3 | V | 222 | 1.57 | - |
| AV | 5.425G | 53.38 | 54.00 | -0.62 | 7.79 | 3 | V | 222 | 1.57 | - |

## 802.11ac VHT20-BF_Nss1,(MCS0)_2TX

## 5745MHz_TX

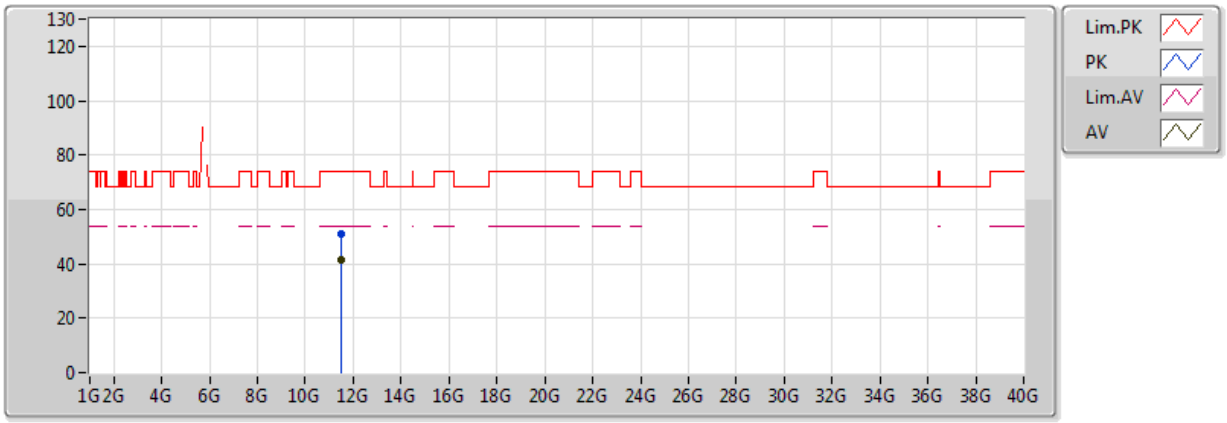


20170518
EUT Y 2TX ANT Dipole
Setting 26
05-M-1
FSV
TXBF

| Type | Freq(Hz) | Level(dBuV/m) | Limit(dBuV/m) | Margin(dB) | Factor(dB) | Dist(m) | Pol.(H/V) | Azimuth(°) | Height(m) | Comments |
|---|---|---|---|---|---|---|---|---|---|---|
| AV | 11.4889G | 41.47 | 54.00 | -12.53 | 18.00 | 3 | V | 114 | 1.01 | - |
| PK | 11.49462G | 51.09 | 74.00 | -22.91 | 17.99 | 3 | V | 114 | 1.01 | - |

## 802.11ac VHT20-BF_Nss1,(MCS0)_2TX

## 5745MHz_TX

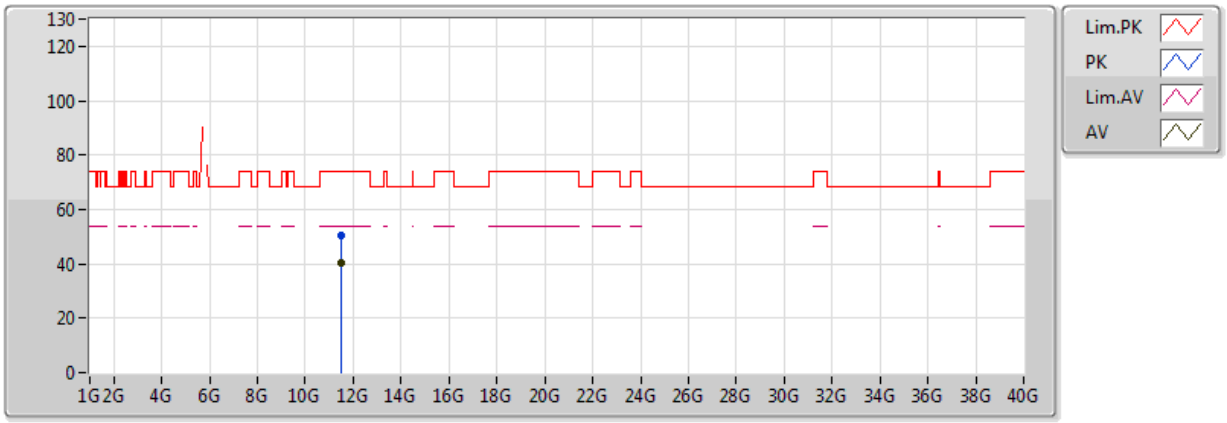


20170518
EUT Y 2TX ANT Dipole
Setting 26
05-M-1
FSV
TXBF

| Type | Freq(Hz) | Level(dBuV/m) | Limit(dBuV/m) | Margin(dB) | Factor(dB) | Dist(m) | Pol.(H/V) | Azimuth(°) | Height(m) | Comments |
|---|---|---|---|---|---|---|---|---|---|---|
| AV | 11.49298G | 40.26 | 54.00 | -13.74 | 18.74 | 3 | H | 353 | 2.18 | - |
| PK | 11.48558G | 50.45 | 74.00 | -23.55 | 18.74 | 3 | H | 353 | 2.18 | - |

## 802.11ac VHT20-BF_Nss1,(MCS0)_2TX

## 5785MHz_TX

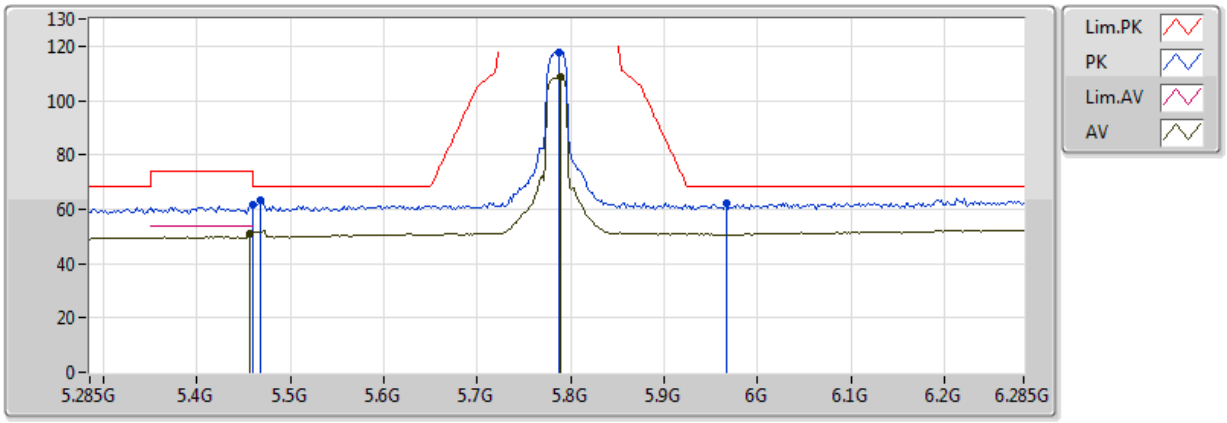


20170518
EUT Y 2TX ANT Dipole
Setting 26
05-M-1-10
FSV
TXBF

| Type | Freq(Hz) | Level(dBuV/m) | Limit(dBuV/m) | Margin(dB) | Factor(dB) | Dist(m) | Pol.(H/V) | Azimuth(°) | Height(m) | Comments |
|---|---|---|---|---|---|---|---|---|---|---|
| AV | 5.457G | 51.15 | 54.00 | -2.85 | 7.84 | 3 | V | 354 | 1.50 | - |
| AV | 5.789G | 108.50 | Inf | -Inf | 8.48 | 3 | V | 354 | 1.50 | - |
| PK | 5.467G | 63.54 | 68.20 | -4.66 | 7.86 | 3 | V | 354 | 1.50 | - |
| PK | 5.787G | 117.87 | Inf | -Inf | 8.48 | 3 | V | 354 | 1.50 | - |
| PK | 5.967G | 62.10 | 68.20 | -6.10 | 8.93 | 3 | V | 354 | 1.50 | - |
| PK | 5.459G | 61.86 | 74.00 | -12.14 | 7.84 | 3 | V | 354 | 1.50 | - |

## 802.11ac VHT20-BF_Nss1,(MCS0)_2TX

## 5785MHz_TX

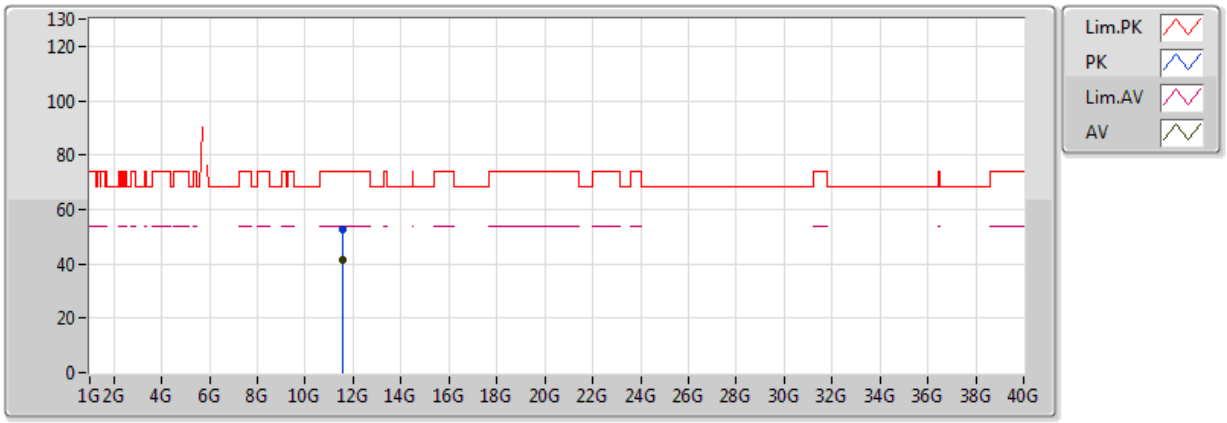


20170518
EUT Y 2TX ANT Dipole
Setting 26
05-M-1
FSV
TXBF

| Type | Freq(Hz) | Level(dBuV/m) | Limit(dBuV/m) | Margin(dB) | Factor(dB) | Dist(m) | Pol.(H/V) | Azimuth(°) | Height(m) | Comments |
|---|---|---|---|---|---|---|---|---|---|---|
| AV | 11.57422G | 41.46 | 54.00 | -12.54 | 17.90 | 3 | V | 165 | 2.13 | - |
| PK | 11.57418G | 52.42 | 74.00 | -21.58 | 17.90 | 3 | V | 165 | 2.13 | - |

## 802.11ac VHT20-BF_Nss1,(MCS0)_2TX

## 5785MHz_TX

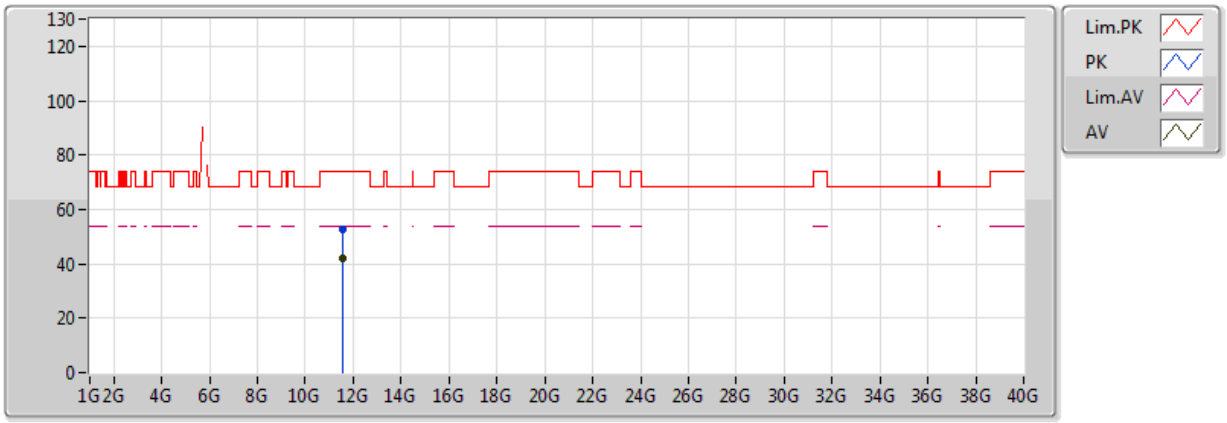


20170518
EUT Y 2TX ANT Dipole
Setting 26
05-M-1
FSV
TXBF

| Type | Freq(Hz) | Level(dBuV/m) | Limit(dBuV/m) | Margin(dB) | Factor(dB) | Dist(m) | Pol.(H/V) | Azimuth(°) | Height(m) | Comments |
|---|---|---|---|---|---|---|---|---|---|---|
| AV | 11.57432G | 42.24 | 54.00 | -11.76 | 18.67 | 3 | H | 241 | 2.32 | - |
| PK | 11.57228G | 52.87 | 74.00 | -21.13 | 18.67 | 3 | H | 241 | 2.32 | - |

## 802.11ac VHT20-BF_Nss1,(MCS0)_2TX

## 5825MHz_TX

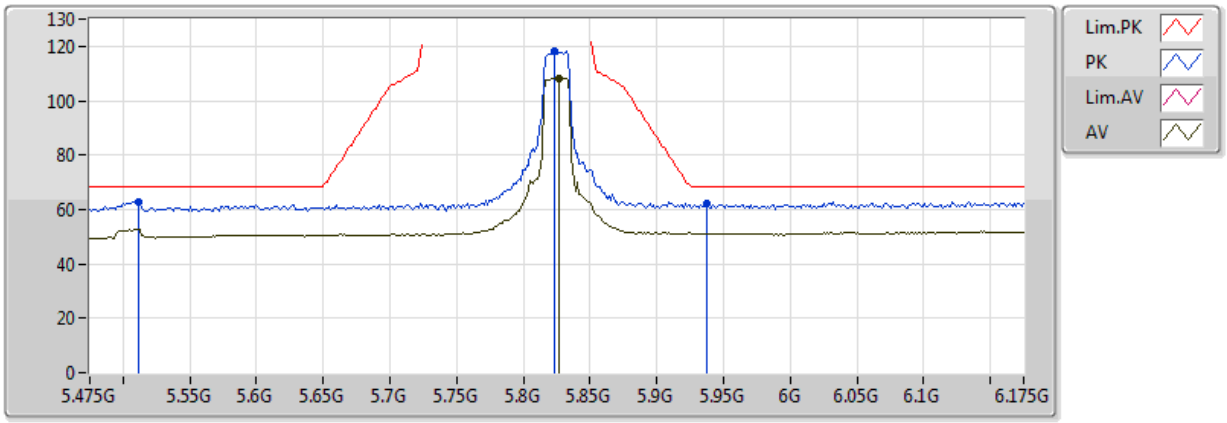


20170518
EUT Y 2TX ANT Dipole
Setting 26
05-M-1-10
FSV
TXBF

| Type | Freq(Hz) | Level(dBuV/m) | Limit(dBuV/m) | Margin(dB) | Factor(dB) | Dist(m) | Pol.(H/V) | Azimuth(°) | Height(m) | Comments |
|---|---|---|---|---|---|---|---|---|---|---|
| AV | 5.8264G | 108.41 | Inf | -Inf | 8.57 | 3 | V | 222 | 2.20 | - |
| PK | 5.5114G | 62.83 | 68.20 | -5.37 | 7.94 | 3 | V | 222 | 2.20 | - |
| PK | 5.8236G | 118.23 | Inf | -Inf | 8.56 | 3 | V | 222 | 2.20 | - |
| PK | 5.937G | 61.97 | 68.20 | -6.23 | 8.85 | 3 | V | 222 | 2.20 | - |

## 802.11ac VHT20-BF_Nss1,(MCS0)_2TX

## 5825MHz_TX

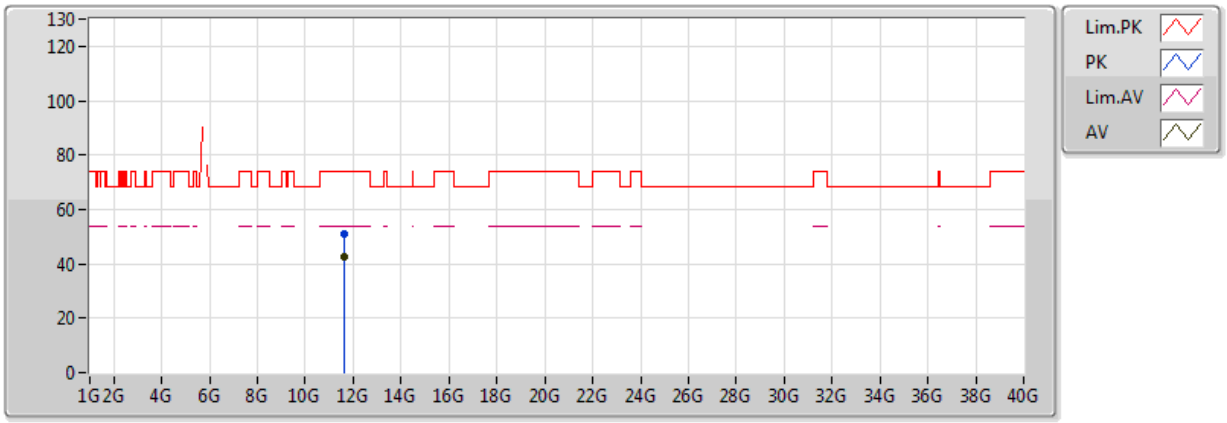


20170518
EUT Y 2TX ANT Dipole
Setting 26
05-M-1
FSV
TXBF

| Type | Freq(Hz) | Level(dBuV/m) | Limit(dBuV/m) | Margin(dB) | Factor(dB) | Dist(m) | Pol.(H/V) | Azimuth(°) | Height(m) | Comments |
|---|---|---|---|---|---|---|---|---|---|---|
| AV | 11.6451G | 42.50 | 54.00 | -11.50 | 17.82 | 3 | V | 205 | 1.58 | - |
| PK | 11.65112G | 51.26 | 74.00 | -22.74 | 17.81 | 3 | V | 205 | 1.58 | - |

## 802.11ac VHT20-BF_Nss1,(MCS0)_2TX

## 5825MHz_TX

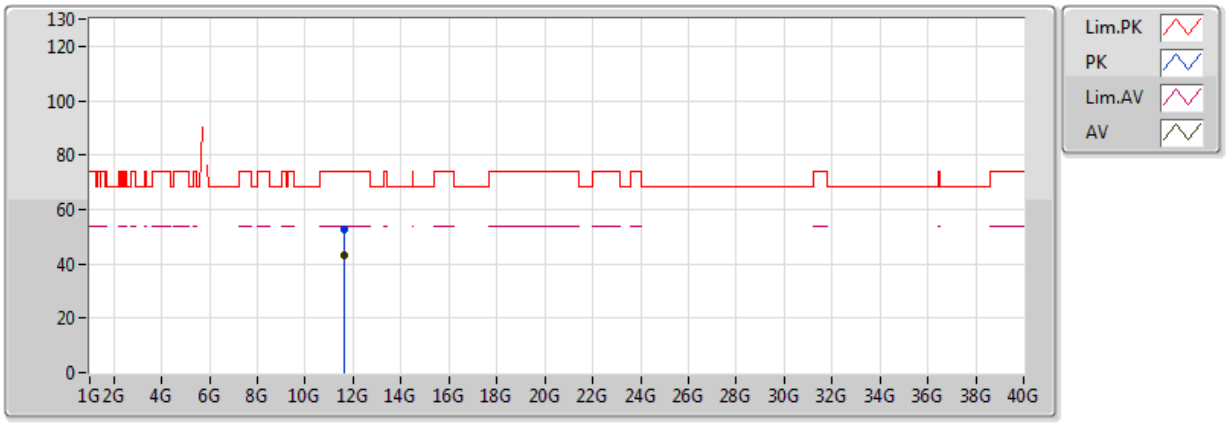


20170518
EUT Y 2TX ANT Dipole
Setting 26
05-M-1
FSV
TXBF

| Type | Freq(Hz) | Level(dBuV/m) | Limit(dBuV/m) | Margin(dB) | Factor(dB) | Dist(m) | Pol.(H/V) | Azimuth(°) | Height(m) | Comments |
|---|---|---|---|---|---|---|---|---|---|---|
| AV | 11.64516G | 43.30 | 54.00 | -10.70 | 18.61 | 3 | H | 203 | 2.14 | - |
| PK | 11.65188G | 52.85 | 74.00 | -21.15 | 18.61 | 3 | H | 203 | 2.14 | - |

## 802.11ac VHT40-BF_Nss1,(MCS0)_2TX

## 5190MHz_TX

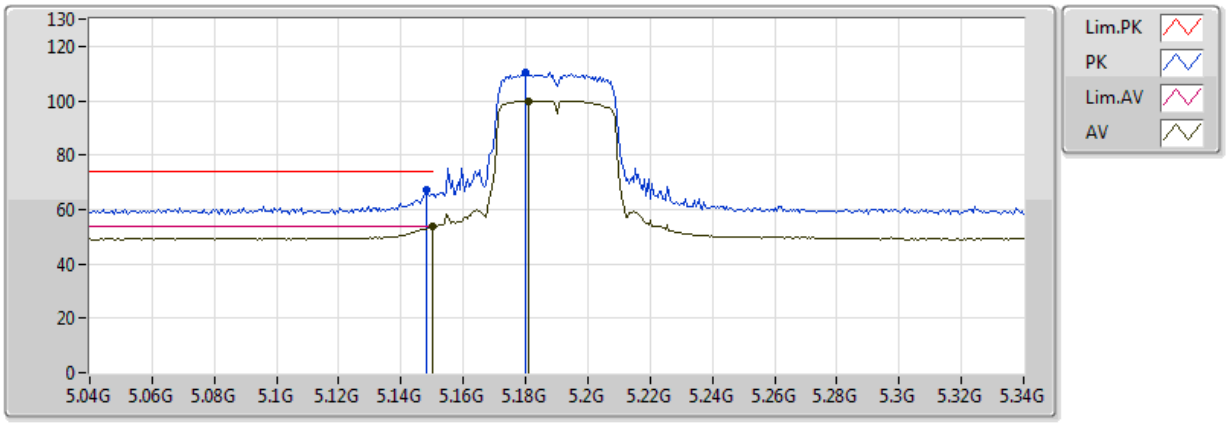


20170518
EUT Y 2TX ANT Dipole
Setting 13
05-M-1-10
FSV
TXBF

| Type | Freq(Hz) | Level(dBuV/m) | Limit(dBuV/m) | Margin(dB) | Factor(dB) | Dist(m) | Pol.(H/V) | Azimuth(°) | Height(m) | Comments |
|---|---|---|---|---|---|---|---|---|---|---|
| AV | 5.149995G | 53.61 | 54.00 | -0.39 | 7.33 | 3 | V | 211 | 1.50 | - |
| AV | 5.181G | 99.94 | Inf | -Inf | 7.39 | 3 | V | 211 | 1.50 | - |
| PK | 5.148G | 67.33 | 74.00 | -6.67 | 7.33 | 3 | V | 211 | 1.50 | - |
| PK | 5.1798G | 110.18 | Inf | -Inf | 7.39 | 3 | V | 211 | 1.50 | - |

## 802.11ac VHT40-BF_Nss1,(MCS0)_2TX

## 5190MHz_TX

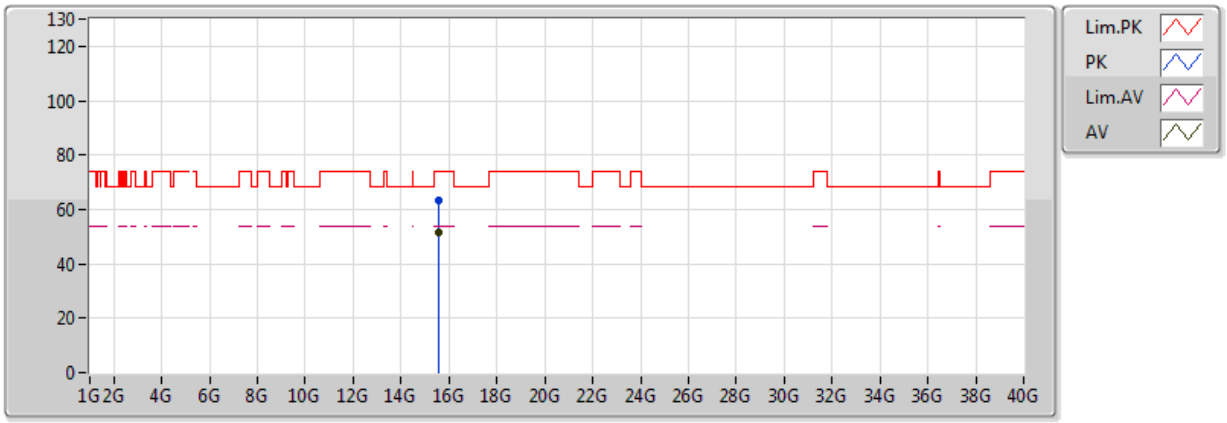


20170518
EUT Y 2TX ANT Dipole
Setting 13
05-M-1
FSV
TXBF

| Type | Freq(Hz) | Level(dBuV/m) | Limit(dBuV/m) | Margin(dB) | Factor(dB) | Dist(m) | Pol.(H/V) | Azimuth(°) | Height(m) | Comments |
|---|---|---|---|---|---|---|---|---|---|---|
| AV | 15.5719G | 51.36 | 54.00 | -2.64 | 19.44 | 3 | V | 201 | 1.36 | - |
| PK | 15.5724G | 63.29 | 74.00 | -10.71 | 19.44 | 3 | V | 201 | 1.36 | - |

## 802.11ac VHT40-BF_Nss1,(MCS0)_2TX

## 5190MHz_TX

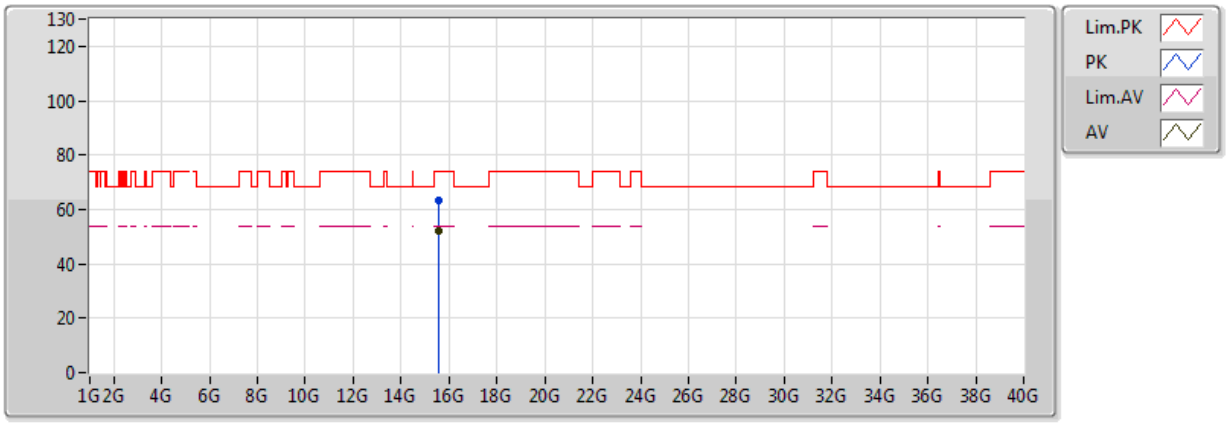


20170518
EUT Y 2TX ANT Dipole
Setting 13
05-M-1
FSV
TXBF

| Type | Freq(Hz) | Level(dBuV/m) | Limit(dBuV/m) | Margin(dB) | Factor(dB) | Dist(m) | Pol.(H/V) | Azimuth(°) | Height(m) | Comments |
|---|---|---|---|---|---|---|---|---|---|---|
| AV | 15.56512G | 51.89 | 54.00 | -2.11 | 19.99 | 3 | H | 205 | 1.01 | - |
| PK | 15.56598G | 63.35 | 74.00 | -10.65 | 19.99 | 3 | H | 205 | 1.01 | - |

## 802.11ac VHT40-BF_Nss1,(MCS0)_2TX

## 5230MHz_TX

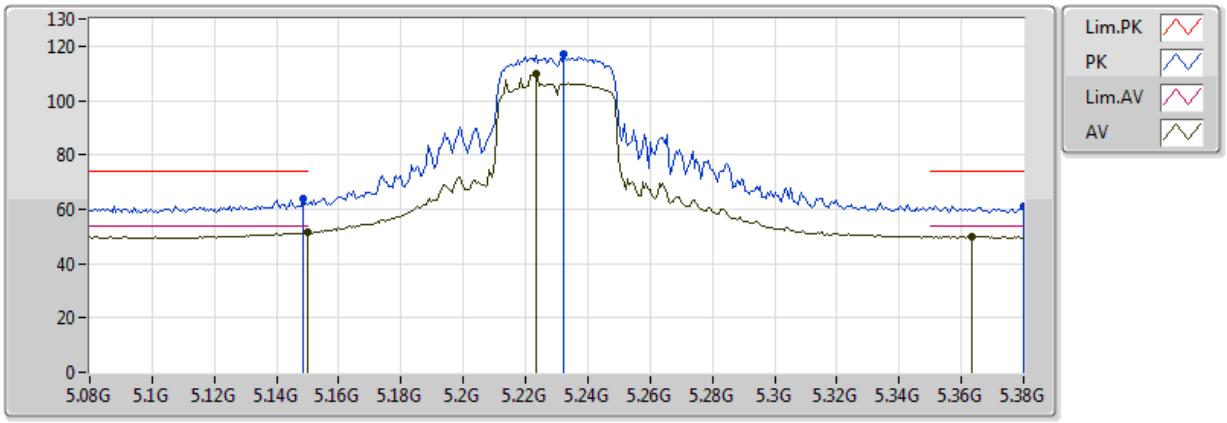


20170518
EUT Y 2TX ANT Dipole
Setting 21
05-M-1-10
FSV

| Type | Freq(Hz) | Level(dBuV/m) | Limit(dBuV/m) | Margin(dB) | Factor(dB) | Dist(m) | Pol.(H/V) | Azimuth(°) | Height(m) | Comments |
|---|---|---|---|---|---|---|---|---|---|---|
| AV | 5.149995G | 51.33 | 54.00 | -2.67 | 7.33 | 3 | V | 314 | 1.50 | - |
| AV | 5.2234G | 109.55 | Inf | -Inf | 7.46 | 3 | V | 314 | 1.50 | - |
| AV | 5.3632G | 49.93 | 54.00 | -4.07 | 7.69 | 3 | V | 314 | 1.50 | - |
| PK | 5.1484G | 63.97 | 74.00 | -10.03 | 7.33 | 3 | V | 314 | 1.50 | - |
| PK | 5.2324G | 117.14 | Inf | -Inf | 7.48 | 3 | V | 314 | 1.50 | - |
| PK | 5.38G | 61.09 | 74.00 | -12.91 | 7.72 | 3 | V | 314 | 1.50 | - |

## 802.11ac VHT40-BF_Nss1,(MCS0)_2TX

## 5230MHz_TX

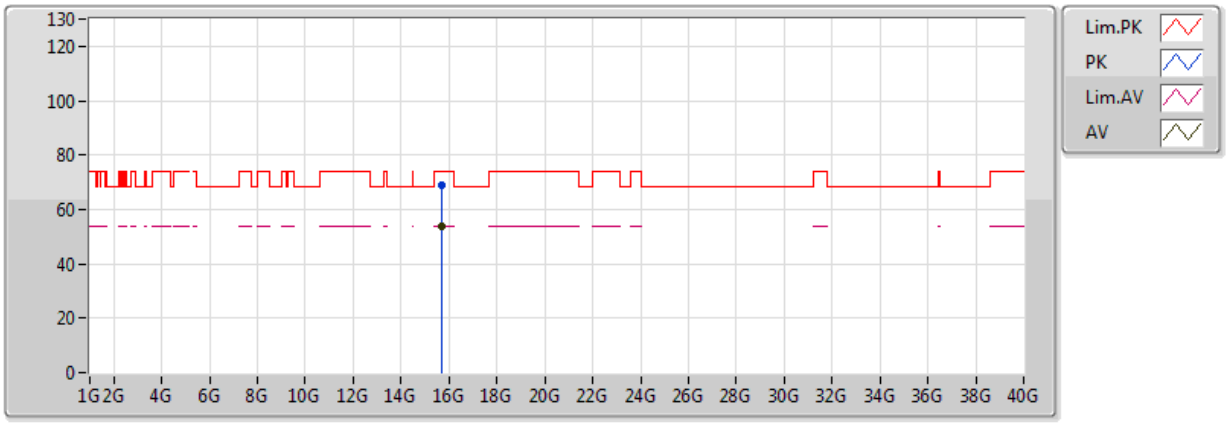


20170518
EUT Y 2TX ANT Dipole
Setting 21
05-M-1
FSV
TXBF

| Type | Freq(Hz) | Level(dBuV/m) | Limit(dBuV/m) | Margin(dB) | Factor(dB) | Dist(m) | Pol.(H/V) | Azimuth(°) | Height(m) | Comments |
|---|---|---|---|---|---|---|---|---|---|---|
| AV | 15.691G | 53.83 | 54.00 | -0.17 | 19.10 | 3 | V | 188 | 1.72 | - |
| PK | 15.69012G | 68.87 | 74.00 | -5.13 | 19.10 | 3 | V | 188 | 1.72 | - |

## 802.11ac VHT40-BF_Nss1,(MCS0)_2TX

## 5230MHz_TX

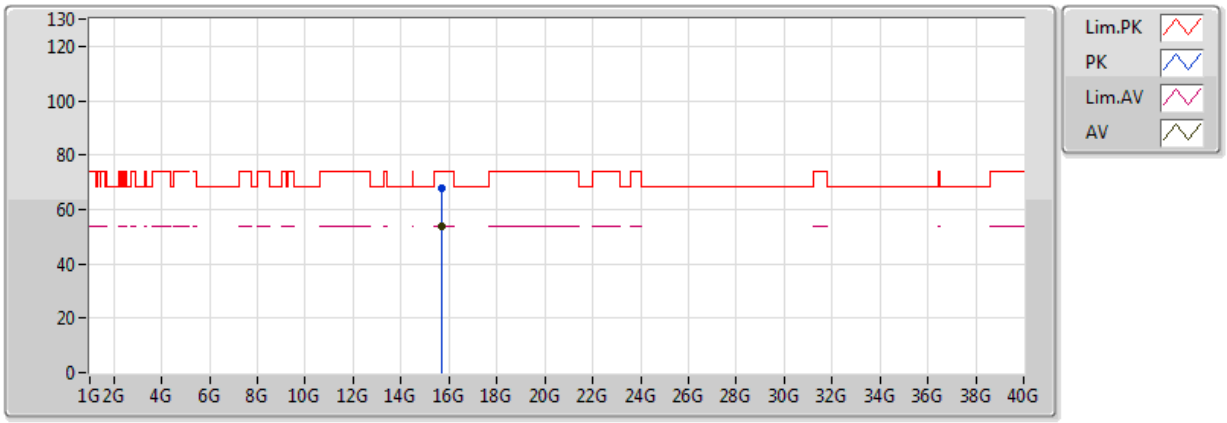


20170518
EUT Y 2TX ANT Dipole
Setting 21
05-M-1
FSV
TXBF

| Type | Freq(Hz) | Level(dBuV/m) | Limit(dBuV/m) | Margin(dB) | Factor(dB) | Dist(m) | Pol.(H/V) | Azimuth(°) | Height(m) | Comments |
|---|---|---|---|---|---|---|---|---|---|---|
| AV | 15.68774G | 53.55 | 54.00 | -0.45 | 19.62 | 3 | H | 50 | 1.31 | - |
| PK | 15.69242G | 68.00 | 74.00 | -6.00 | 19.60 | 3 | H | 50 | 1.31 | - |

## 802.11ac VHT40-BF_Nss1,(MCS0)_2TX

## 5755MHz_TX

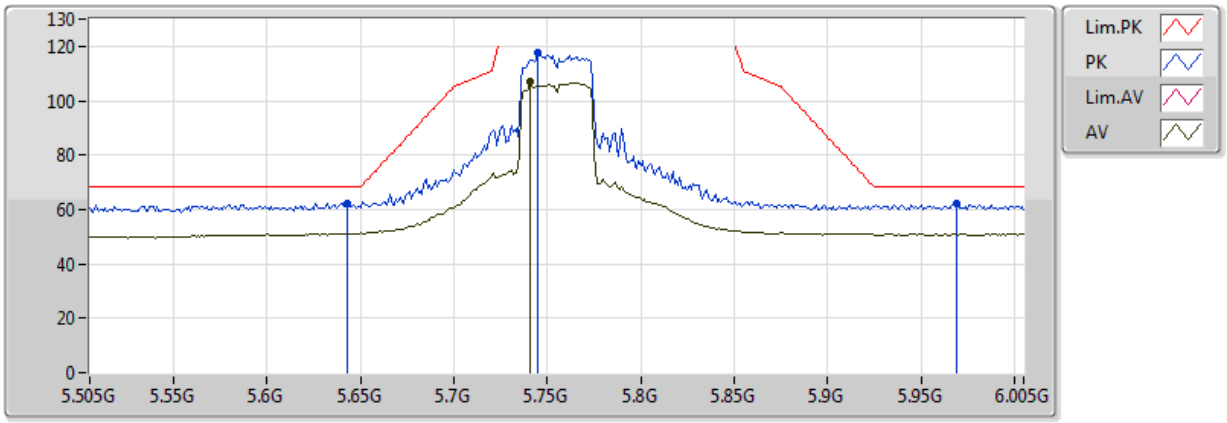


20170518
EUT Y 2TX ANT Dipole
Setting 26
05-M-1-10
FSV
TXBF

| Type | Freq(Hz) | Level(dBuV/m) | Limit(dBuV/m) | Margin(dB) | Factor(dB) | Dist(m) | Pol.(H/V) | Azimuth(°) | Height(m) | Comments |
|---|---|---|---|---|---|---|---|---|---|---|
| AV | 5.741G | 107.11 | Inf | -Inf | 8.39 | 3 | V | 313 | 2.08 | - |
| PK | 5.643G | 62.44 | 68.20 | -5.76 | 8.21 | 3 | V | 313 | 2.08 | - |
| PK | 5.745G | 117.43 | Inf | -Inf | 8.40 | 3 | V | 313 | 2.08 | - |
| PK | 5.969G | 62.16 | 68.20 | -6.04 | 8.93 | 3 | V | 313 | 2.08 | - |

## 802.11ac VHT40-BF_Nss1,(MCS0)_2TX

## 5755MHz_TX

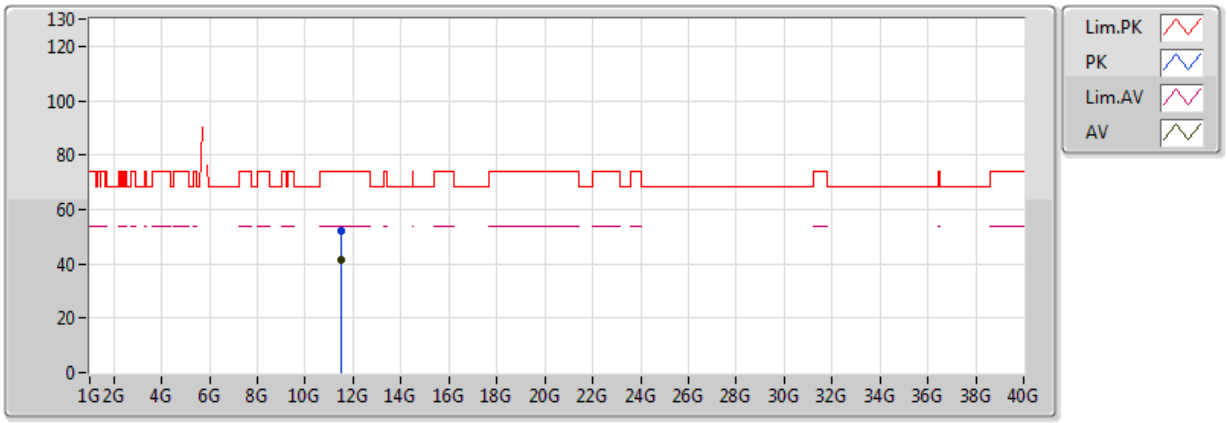


20170518
EUT Y 2TX ANT Dipole
Setting 26
05-M-1
FSV
TXBF

| Type | Freq(Hz) | Level(dBuV/m) | Limit(dBuV/m) | Margin(dB) | Factor(dB) | Dist(m) | Pol.(H/V) | Azimuth(°) | Height(m) | Comments |
|---|---|---|---|---|---|---|---|---|---|---|
| AV | 11.51418G | 41.58 | 54.00 | -12.42 | 17.97 | 3 | V | 215 | 1.11 | - |
| PK | 11.50984G | 52.36 | 74.00 | -21.64 | 17.97 | 3 | V | 215 | 1.11 | - |

## 802.11ac VHT40-BF_Nss1,(MCS0)_2TX

## 5755MHz_TX

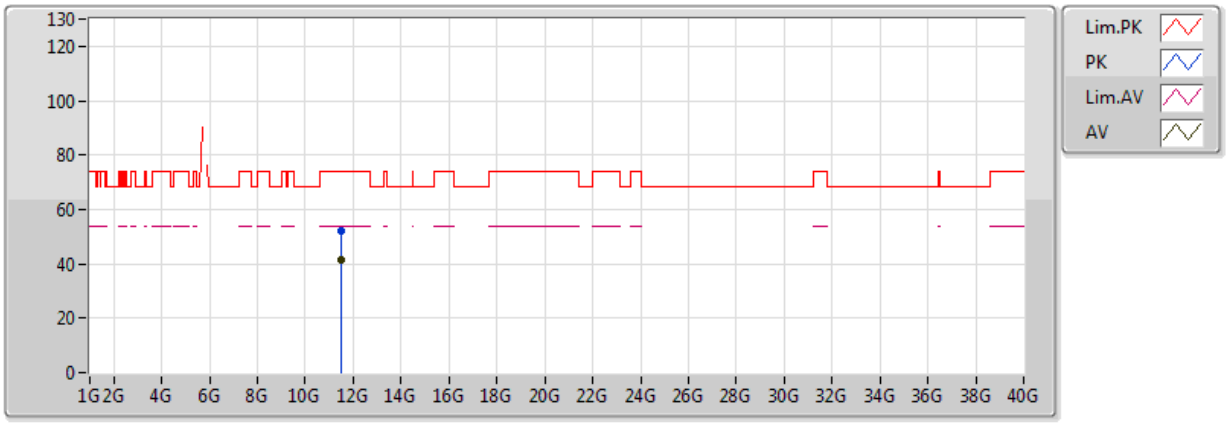


20170518
EUT Y 2TX ANT Dipole
Setting 26
05-M-1
FSV
TXBF

| Type | Freq(Hz) | Level(dBuV/m) | Limit(dBuV/m) | Margin(dB) | Factor(dB) | Dist(m) | Pol.(H/V) | Azimuth(°) | Height(m) | Comments |
|---|---|---|---|---|---|---|---|---|---|---|
| AV | 11.51306G | 41.28 | 54.00 | -12.72 | 18.72 | 3 | H | 239 | 1.65 | - |
| PK | 11.5067G | 52.14 | 74.00 | -21.86 | 18.72 | 3 | H | 239 | 1.65 | - |

## 802.11ac VHT40-BF_Nss1,(MCS0)_2TX

## 5795MHz_TX

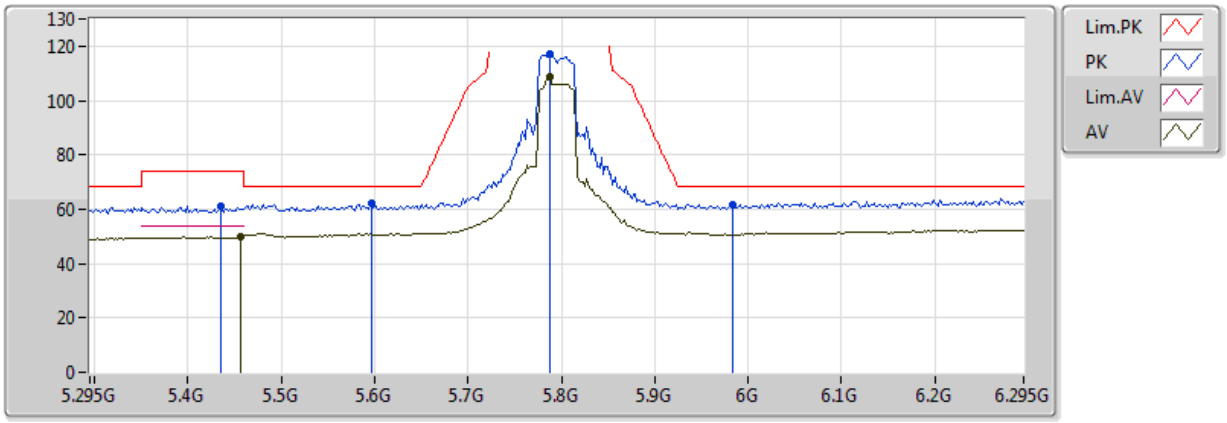


20170518
EUT Y 2TX ANT Dipole
Setting 26
05-M-1-10
FSV
TXBF

| Type | Freq(Hz) | Level(dBuV/m) | Limit(dBuV/m) | Margin(dB) | Factor(dB) | Dist(m) | Pol.(H/V) | Azimuth(°) | Height(m) | Comments |
|---|---|---|---|---|---|---|---|---|---|---|
| AV | 5.457G | 50.09 | 54.00 | -3.91 | 7.84 | 3 | V | 354 | 1.69 | - |
| AV | 5.787G | 108.76 | Inf | -Inf | 8.48 | 3 | V | 354 | 1.69 | - |
| PK | 5.597G | 61.99 | 68.20 | -6.21 | 8.12 | 3 | V | 354 | 1.69 | - |
| PK | 5.787G | 116.97 | Inf | -Inf | 8.48 | 3 | V | 354 | 1.69 | - |
| PK | 5.983G | 61.59 | 68.20 | -6.61 | 8.97 | 3 | V | 354 | 1.69 | - |
| PK | 5.435G | 61.33 | 74.00 | -12.67 | 7.81 | 3 | V | 354 | 1.69 | - |

## 802.11ac VHT40-BF_Nss1,(MCS0)_2TX

## 5795MHz_TX

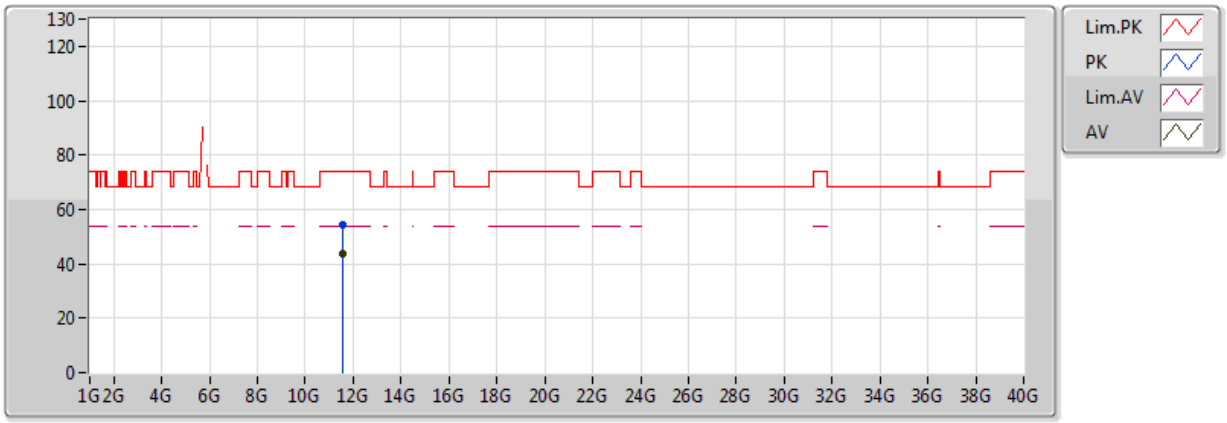


20170518
EUT Y 2TX ANT Dipole
Setting 26
05-M-1
FSV
TXBF

| Type | Freq(Hz) | Level(dBuV/m) | Limit(dBuV/m) | Margin(dB) | Factor(dB) | Dist(m) | Pol.(H/V) | Azimuth(°) | Height(m) | Comments |
|---|---|---|---|---|---|---|---|---|---|---|
| AV | 11.58912G | 43.64 | 54.00 | -10.36 | 17.88 | 3 | V | 15 | 1.32 | - |
| PK | 11.58886G | 54.31 | 74.00 | -19.69 | 17.88 | 3 | V | 15 | 1.32 | - |

## 802.11ac VHT40-BF_Nss1,(MCS0)_2TX

## 5795MHz_TX

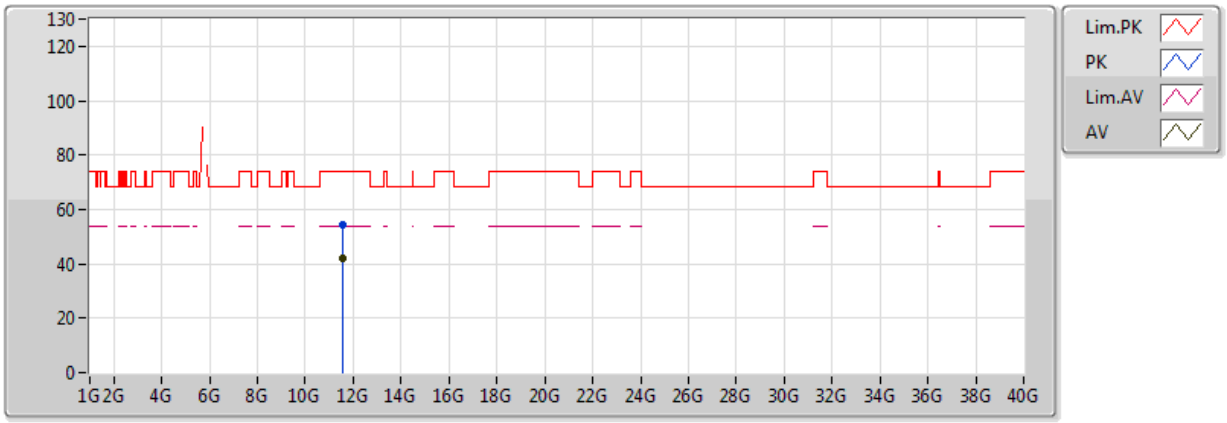


20170518
EUT Y 2TX ANT Dipole
Setting 26
05-M-1
FSV
TXBF

| Type | Freq(Hz) | Level(dBuV/m) | Limit(dBuV/m) | Margin(dB) | Factor(dB) | Dist(m) | Pol.(H/V) | Azimuth(°) | Height(m) | Comments |
|---|---|---|---|---|---|---|---|---|---|---|
| AV | 11.59092G | 42.25 | 54.00 | -11.75 | 18.66 | 3 | H | 45 | 1.91 | - |
| PK | 11.59064G | 54.41 | 74.00 | -19.59 | 18.66 | 3 | H | 45 | 1.91 | - |

## 802.11ac VHT80-BF_Nss1,(MCS0)_2TX

## 5210MHz_TX

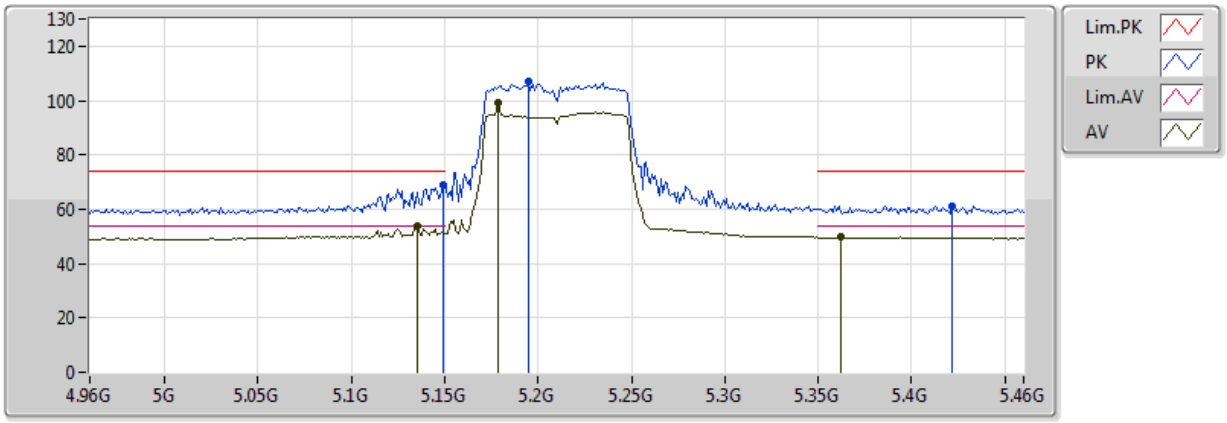


20170518
EUT Y 2TX ANT Dipole
Setting 13
05-M-1-10
FSV
TXBF

| Type | Freq(Hz) | Level(dBuV/m) | Limit(dBuV/m) | Margin(dB) | Factor(dB) | Dist(m) | Pol.(H/V) | Azimuth(°) | Height(m) | Comments |
|---|---|---|---|---|---|---|---|---|---|---|
| AV | 5.135G | 53.53 | 54.00 | -0.47 | 7.31 | 3 | V | 316 | 1.56 | - |
| AV | 5.179G | 99.22 | Inf | -Inf | 7.38 | 3 | V | 316 | 1.56 | - |
| AV | 5.362G | 49.76 | 54.00 | -4.24 | 7.69 | 3 | V | 316 | 1.56 | - |
| PK | 5.149G | 68.89 | 74.00 | -5.11 | 7.33 | 3 | V | 316 | 1.56 | - |
| PK | 5.195G | 106.88 | Inf | -Inf | 7.41 | 3 | V | 316 | 1.56 | - |
| PK | 5.422G | 61.32 | 74.00 | -12.68 | 7.79 | 3 | V | 316 | 1.56 | - |

## 802.11ac VHT80-BF_Nss1,(MCS0)_2TX

## 5210MHz_TX

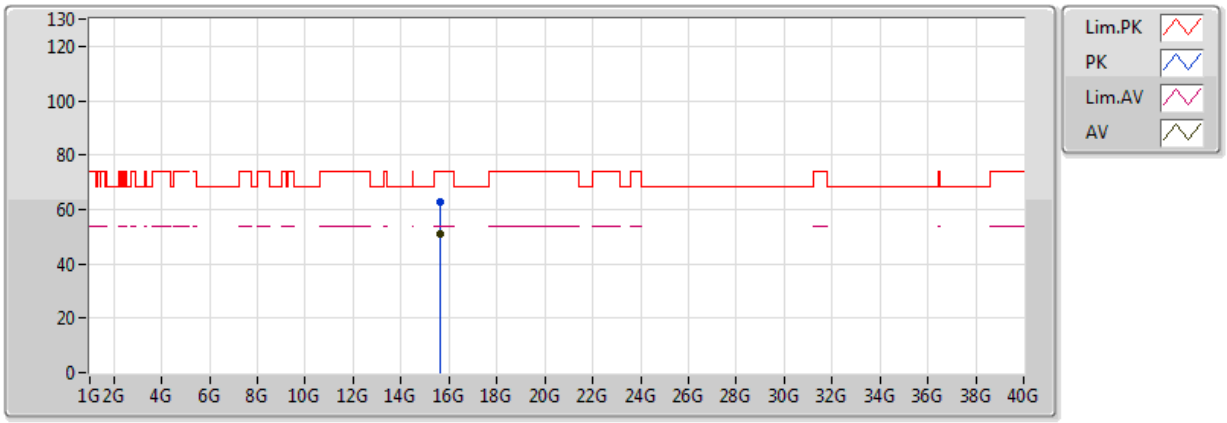


20170518
EUT Y 2TX ANT Dipole
Setting 13
05-M-1
FSV
TXBF

| Type | Freq(Hz) | Level(dBuV/m) | Limit(dBuV/m) | Margin(dB) | Factor(dB) | Dist(m) | Pol.(H/V) | Azimuth(°) | Height(m) | Comments |
|---|---|---|---|---|---|---|---|---|---|---|
| AV | 15.62506G | 50.89 | 54.00 | -3.11 | 19.29 | 3 | V | 105 | 1.36 | - |
| PK | 15.6269G | 62.54 | 74.00 | -11.46 | 19.28 | 3 | V | 105 | 1.36 | - |

## 802.11ac VHT80-BF_Nss1,(MCS0)_2TX

## 5210MHz_TX

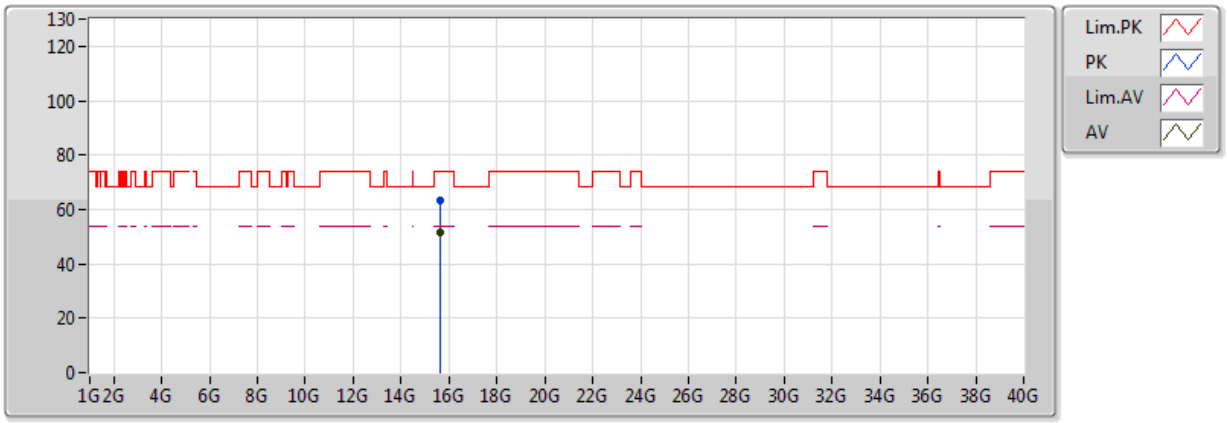


20170518
EUT Y 2TX ANT Dipole
Setting 13
05-M-1
FSV
TXBF

| Type | Freq(Hz) | Level(dBuV/m) | Limit(dBuV/m) | Margin(dB) | Factor(dB) | Dist(m) | Pol.(H/V) | Azimuth(°) | Height(m) | Comments |
|---|---|---|---|---|---|---|---|---|---|---|
| AV | 15.6252G | 51.35 | 54.00 | -2.65 | 19.81 | 3 | H | 193 | 2.36 | - |
| PK | 15.62596G | 63.19 | 74.00 | -10.81 | 19.80 | 3 | H | 193 | 2.36 | - |

## 802.11ac VHT80-BF_Nss1,(MCS0)_2TX

## 5775MHz_TX

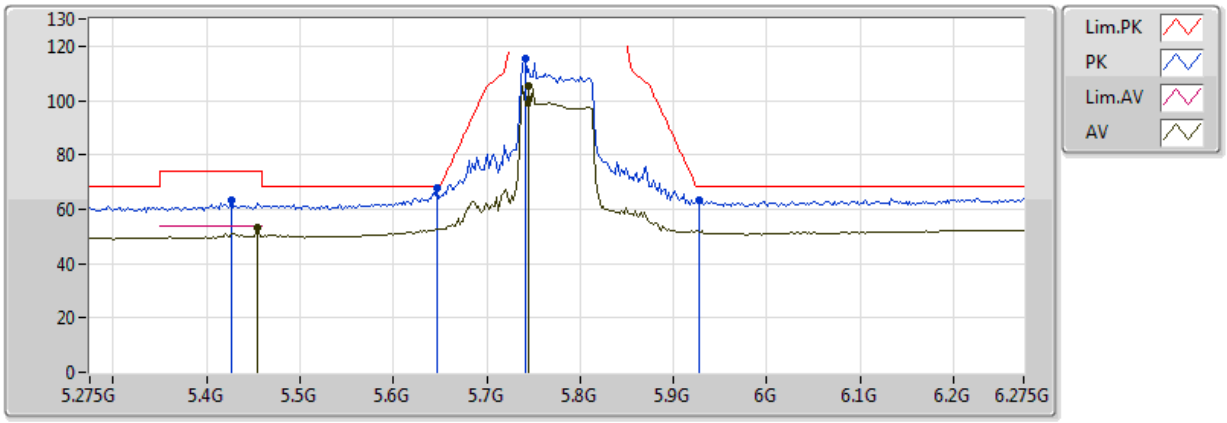


20170518
EUT Y 2TX ANT Dipole
Setting 21
05-M-1-10
FSV
TXBF

| Type | Freq(Hz) | Level(dBuV/m) | Limit(dBuV/m) | Margin(dB) | Factor(dB) | Dist(m) | Pol.(H/V) | Azimuth(°) | Height(m) | Comments |
|---|---|---|---|---|---|---|---|---|---|---|
| AV | 5.455G | 52.96 | 54.00 | -1.04 | 7.84 | 3 | V | 226 | 1.50 | - |
| AV | 5.745G | 105.42 | Inf | -Inf | 8.40 | 3 | V | 226 | 1.50 | - |
| PK | 5.647G | 67.79 | 68.20 | -0.41 | 8.21 | 3 | V | 226 | 1.50 | - |
| PK | 5.741G | 115.54 | Inf | -Inf | 8.39 | 3 | V | 226 | 1.50 | - |
| PK | 5.927G | 63.32 | 68.20 | -4.88 | 8.83 | 3 | V | 226 | 1.50 | - |
| PK | 5.427G | 63.11 | 74.00 | -10.89 | 7.79 | 3 | V | 226 | 1.50 | - |

## 802.11ac VHT80-BF_Nss1,(MCS0)_2TX

## 5775MHz_TX

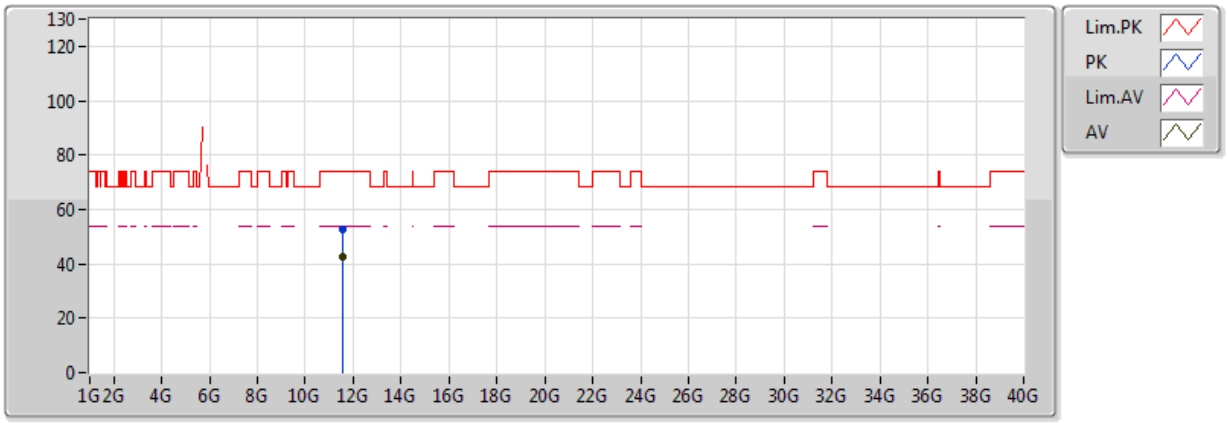


20170518
EUT Y 2TX ANT Dipole
Setting 21
05-M-1
FSV
TXBF

| Type | Freq(Hz) | Level(dBuV/m) | Limit(dBuV/m) | Margin(dB) | Factor(dB) | Dist(m) | Pol.(H/V) | Azimuth(°) | Height(m) | Comments |
|---|---|---|---|---|---|---|---|---|---|---|
| AV | 11.55068G | 42.45 | 54.00 | -11.55 | 17.93 | 3 | V | 300 | 1.30 | - |
| PK | 11.54792G | 52.49 | 74.00 | -21.51 | 17.93 | 3 | V | 300 | 1.30 | - |

## 802.11ac VHT80-BF_Nss1,(MCS0)_2TX

## 5775MHz_TX

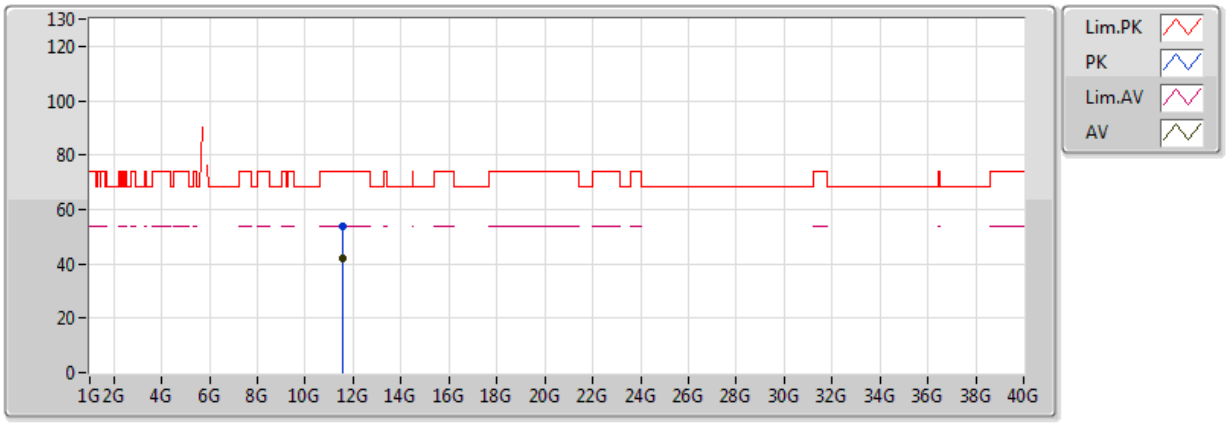


20170518
EUT Y 2TX ANT Dipole
Setting 21
05-M-1
FSV
TXBF

| Type | Freq(Hz) | Level(dBuV/m) | Limit(dBuV/m) | Margin(dB) | Factor(dB) | Dist(m) | Pol.(H/V) | Azimuth(°) | Height(m) | Comments |
|---|---|---|---|---|---|---|---|---|---|---|
| AV | 11.54866G | 42.05 | 54.00 | -11.95 | 18.69 | 3 | H | 159 | 1.37 | - |
| PK | 11.5543G | 53.54 | 74.00 | -20.46 | 18.69 | 3 | H | 159 | 1.37 | - |

**Mode: 20 MHz / Port 2**
**Voltage vs. Frequency Stability**

| Voltage | Measurement Frequency (MHz) | | | |
|---|---|---|---|---|
| (V) | 5200 MHz | | | |
| | 0 Minute | 2 Minute | 5 Minute | 10 Minute |
| 126.50 | 5199.9660 | 5199.9657 | 5199.9652 | 5199.9651 |
| 110.00 | 5199.9655 | 5199.9651 | 5199.9645 | 5199.9637 |
| 93.50 | 5199.9653 | 5199.9650 | 5199.9648 | 5199.9638 |
| Max. Deviation (MHz) | 0.0347 | 0.0350 | 0.0355 | 0.0363 |
| Max. Deviation (ppm) | 6.67 | 6.73 | 6.83 | 6.98 |
| Result | Pass | | | |

**Temperature vs. Frequency Stability**

| Temperature | Measurement Frequency (MHz) | | | |
|---|---|---|---|---|
| (℃) | 5200 MHz | | | |
| | 0 Minute | 2 Minute | 5 Minute | 10 Minute |
| 0 | 5199.9635 | 5199.9632 | 5199.9625 | 5199.9618 |
| 10 | 5199.9642 | 5199.9640 | 5199.9630 | 5199.9626 |
| 20 | 5199.9655 | 5199.9653 | 5199.9647 | 5199.9643 |
| 30 | 5199.9968 | 5199.9963 | 5199.9954 | 5199.9951 |
| 40 | 5199.9982 | 5199.9978 | 5199.9977 | 5199.9969 |
| Max. Deviation (MHz) | 0.0390 | 0.0399 | 0.0409 | 0.0414 |
| Max. Deviation (ppm) | 7.50 | 7.67 | 7.87 | 7.96 |
| Result | Pass | | | |

**Voltage vs. Frequency Stability**

| Voltage | Measurement Frequency (MHz) | | | |
|---|---|---|---|---|
| (V) | 5785 MHz | | | |
| | 0 Minute | 2 Minute | 5 Minute | 10 Minute |
| 126.50 | 5784.9662 | 5784.9659 | 5784.9650 | 5784.9641 |
| 110.00 | 5784.9655 | 5784.9648 | 5784.9640 | 5784.9630 |
| 93.50 | 5784.9647 | 5784.9645 | 5784.9641 | 5784.9634 |
| Max. Deviation (MHz) | 0.0353 | 0.0355 | 0.0360 | 0.0370 |
| Max. Deviation (ppm) | 6.10 | 6.14 | 6.22 | 6.40 |
| Result | Pass | | | |

**Temperature vs. Frequency Stability**

| Temperature | Measurement Frequency (MHz) | | | |
|---|---|---|---|---|
| (℃) | 5785 MHz | | | |
| | 0 Minute | 2 Minute | 5 Minute | 10 Minute |
| 0 | 5784.9633 | 5784.9628 | 5784.9627 | 5784.9623 |
| 10 | 5784.9641 | 5784.9638 | 5784.9630 | 5784.9623 |
| 20 | 5784.9655 | 5784.9646 | 5784.9638 | 5784.9636 |
| 30 | 5784.9968 | 5784.9958 | 5784.9948 | 5784.9947 |
| 40 | 5784.9980 | 5784.9972 | 5784.9968 | 5784.9959 |
| Max. Deviation (MHz) | 0.0404 | 0.0411 | 0.0418 | 0.0428 |
| Max. Deviation (ppm) | 6.98 | 7.10 | 7.23 | 7.40 |
| Result | Pass | | | |

**Mode: 40 MHz / Port 2**

**Voltage vs. Frequency Stability**

| Voltage | Measurement Frequency (MHz) | | | |
|---|---|---|---|---|
| (V) | 5190 MHz | | | |
| | 0 Minute | 2 Minute | 5 Minute | 10 Minute |
| 126.50 | 5189.9659 | 5189.9657 | 5189.9648 | 5189.9638 |
| 110.00 | 5189.9655 | 5189.9646 | 5189.9638 | 5189.9631 |
| 93.50 | 5189.9648 | 5189.9644 | 5189.9634 | 5189.9630 |
| Max. Deviation (MHz) | 0.0352 | 0.0356 | 0.0366 | 0.0370 |
| Max. Deviation (ppm) | 6.78 | 6.86 | 7.05 | 7.13 |
| Result | Pass | | | |

**Temperature vs. Frequency Stability**

| Temperature | Measurement Frequency (MHz) | | | |
|---|---|---|---|---|
| (℃) | 5190 MHz | | | |
| | 0 Minute | 2 Minute | 5 Minute | 10 Minute |
| 0 | 5189.9642 | 5189.9640 | 5189.9637 | 5189.9636 |
| 10 | 5189.9648 | 5189.9639 | 5189.9635 | 5189.9628 |
| 20 | 5189.9655 | 5189.9649 | 5189.9643 | 5189.9642 |
| 30 | 5189.9968 | 5189.9958 | 5189.9953 | 5189.9943 |
| 40 | 5189.9675 | 5189.9667 | 5189.9660 | 5189.9657 |
| Max. Deviation (MHz) | 0.0389 | 0.0395 | 0.0401 | 0.0411 |
| Max. Deviation (ppm) | 7.50 | 7.61 | 7.73 | 7.92 |
| Result | Pass | | | |

**Voltage vs. Frequency Stability**

| Voltage | Measurement Frequency (MHz) | | | |
|---|---|---|---|---|
| (V) | 5755 MHz | | | |
| | 0 Minute | 2 Minute | 5 Minute | 10 Minute |
| 126.50 | 5754.9657 | 5754.9656 | 5754.9655 | 5754.9654 |
| 110.00 | 5754.9655 | 5754.9653 | 5754.9646 | 5754.9641 |
| 93.50 | 5754.9645 | 5754.9642 | 5754.9639 | 5754.9636 |
| Max. Deviation (MHz) | 0.0355 | 0.0358 | 0.0361 | 0.0364 |
| Max. Deviation (ppm) | 6.17 | 6.22 | 6.27 | 6.32 |
| Result | Pass | | | |

**Temperature vs. Frequency Stability**

| Temperature | Measurement Frequency (MHz) | | | |
|---|---|---|---|---|
| (℃) | 5755 MHz | | | |
| | 0 Minute | 2 Minute | 5 Minute | 10 Minute |
| 0 | 5754.9627 | 5754.9620 | 5754.9618 | 5754.9615 |
| 10 | 5754.9639 | 5754.9634 | 5754.9632 | 5754.9628 |
| 20 | 5754.9655 | 5754.9647 | 5754.9646 | 5754.9644 |
| 30 | 5754.9968 | 5754.9967 | 5754.9966 | 5754.9961 |
| 40 | 5754.9673 | 5754.9664 | 5754.9661 | 5754.9659 |
| Max. Deviation (MHz) | 0.0415 | 0.0422 | 0.0430 | 0.0431 |
| Max. Deviation (ppm) | 7.21 | 7.33 | 7.47 | 7.49 |
| Result | Pass | | | |

**Mode: 80 MHz / Port 2**

**Voltage vs. Frequency Stability**

| Voltage | Measurement Frequency (MHz) | | | |
|---|---|---|---|---|
| (V) | 5210 MHz | | | |
| | 0 Minute | 2 Minute | 5 Minute | 10 Minute |
| 126.50 | 5209.9657 | 5209.9654 | 5209.9649 | 5209.9644 |
| 110.00 | 5209.9655 | 5209.9654 | 5209.9645 | 5209.9644 |
| 93.50 | 5209.9654 | 5209.9652 | 5209.9644 | 5209.9638 |
| Max. Deviation (MHz) | 0.0346 | 0.0348 | 0.0356 | 0.0362 |
| Max. Deviation (ppm) | 6.64 | 6.68 | 6.83 | 6.95 |
| Result | Pass | | | |

**Temperature vs. Frequency Stability**

| Temperature | Measurement Frequency (MHz) | | | |
|---|---|---|---|---|
| (℃) | 5210 MHz | | | |
| | 0 Minute | 2 Minute | 5 Minute | 10 Minute |
| 0 | 5209.9619 | 5209.9618 | 5209.9610 | 5209.9605 |
| 10 | 5209.9635 | 5209.9632 | 5209.9629 | 5209.9628 |
| 20 | 5209.9655 | 5209.9645 | 5209.9642 | 5209.9632 |
| 30 | 5209.9968 | 5209.9963 | 5209.9959 | 5209.9956 |
| 40 | 5209.9977 | 5209.9976 | 5209.9969 | 5209.9961 |
| Max. Deviation (MHz) | 0.0404 | 0.0414 | 0.0418 | 0.0422 |
| Max. Deviation (ppm) | 7.75 | 7.95 | 8.02 | 8.10 |
| Result | Pass | | | |

**Voltage vs. Frequency Stability**

| Voltage | Measurement Frequency (MHz) | | | |
|---|---|---|---|---|
| (V) | 5775 MHz | | | |
| | 0 Minute | 2 Minute | 5 Minute | 10 Minute |
| 126.50 | 5774.9661 | 5774.9655 | 5774.9653 | 5774.9649 |
| 110.00 | 5774.9655 | 5774.9650 | 5774.9648 | 5774.9644 |
| 93.50 | 5774.9645 | 5774.9636 | 5774.9632 | 5774.9631 |
| Max. Deviation (MHz) | 0.0355 | 0.0364 | 0.0368 | 0.0369 |
| Max. Deviation (ppm) | 6.15 | 6.30 | 6.37 | 6.39 |
| Result | Pass | | | |

**Temperature vs. Frequency Stability**

| Temperature | Measurement Frequency (MHz) | | | |
|---|---|---|---|---|
| (℃) | 5775 MHz | | | |
| | 0 Minute | 2 Minute | 5 Minute | 10 Minute |
| 0 | 5774.9635 | 5774.9625 | 5774.9620 | 5774.9610 |
| 10 | 5774.9636 | 5774.9628 | 5774.9626 | 5774.9625 |
| 20 | 5774.9655 | 5774.9652 | 5774.9647 | 5774.9642 |
| 30 | 5774.9968 | 5774.9959 | 5774.9950 | 5774.9949 |
| 40 | 5774.9980 | 5774.9977 | 5774.9969 | 5774.9968 |
| Max. Deviation (MHz) | 0.0405 | 0.0413 | 0.0420 | 0.0428 |
| Max. Deviation (ppm) | 7.01 | 7.15 | 7.27 | 7.41 |
| Result | Pass | | | |

| RSE Co-location Result | | | |
|---|---|---|---|
| **Operating Mode** | 1 | **Polarization** | Horizontal |
| **Operating Function** | CTX | | |

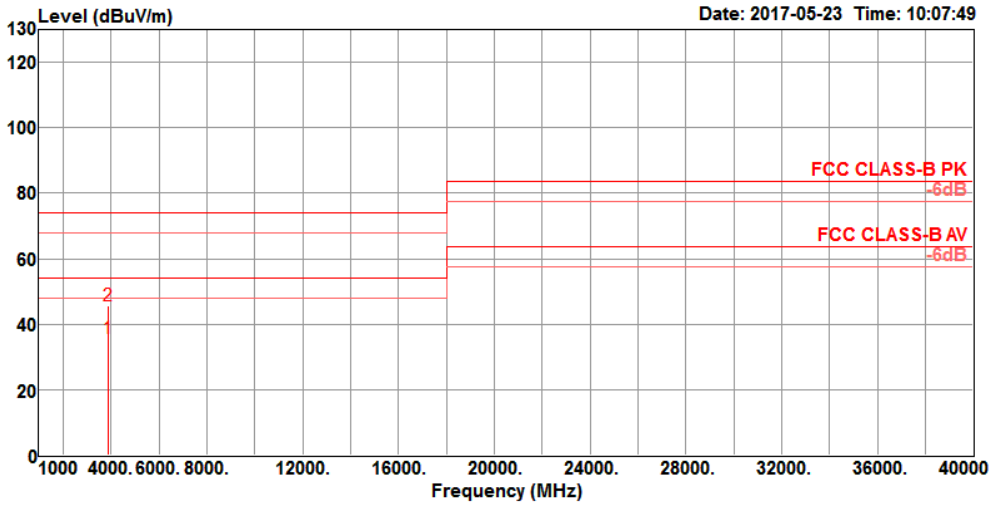


| | Freq | Level | Limit Line | Over Limit | Read Level | Cable Loss | Antenna Factor | Preamp Factor | A/Pos | T/Pos | Remark | Pol/Phase |
|---|---|---|---|---|---|---|---|---|---|---|---|---|
| | MHz | dBuV/m | dBuV/m | dB | dBuV | dB | dB/m | dB | cm | deg | | |
| 1 | 3899.99 | 35.63 | 54.00 | -18.37 | 32.07 | 7.61 | 29.43 | 33.48 | 101 | 164 | Average | HORIZONTAL |
| 2 | 3900.08 | 45.69 | 74.00 | -28.31 | 42.13 | 7.61 | 29.43 | 33.48 | 101 | 164 | Peak | HORIZONTAL |

| RSE Co-location Result | | | |
|---|---|---|---|
| **Operating Mode** | 1 | **Polarization** | Vertical |
| **Operating Function** | CTX | | |

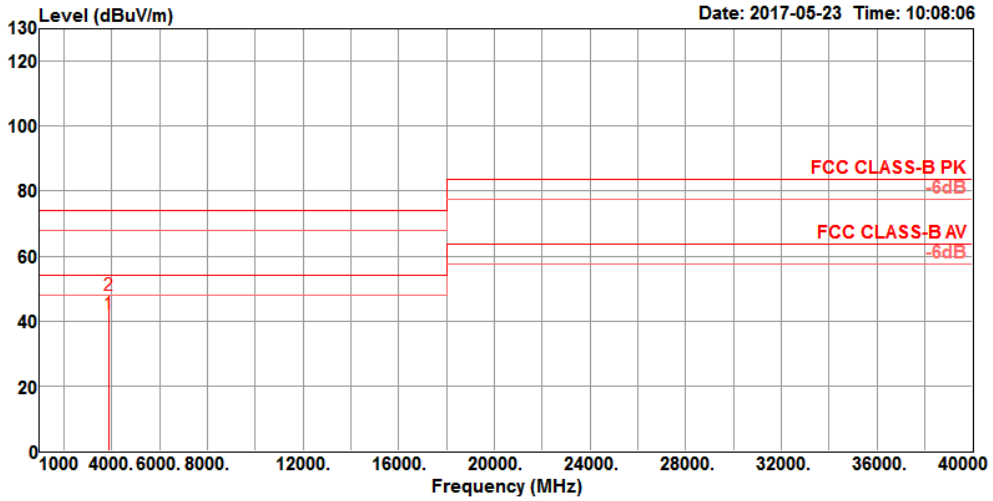


| | Freq | Level | Limit Line | Over Limit | Read Level | Cable Loss | Antenna Factor | Preamp Factor | A/Pos | T/Pos | Remark | Pol/Phase |
|---|---|---|---|---|---|---|---|---|---|---|---|---|
| | MHz | dBuV/m | dBuV/m | dB | dBuV | dB | dB/m | dB | cm | deg | | |
| 1 | 3900.00 | 42.26 | 54.00 | -11.74 | 38.70 | 7.61 | 29.43 | 33.48 | 131 | 257 | Average | VERTICAL |
| 2 | 3900.00 | 47.80 | 74.00 | -26.20 | 44.24 | 7.61 | 29.43 | 33.48 | 131 | 257 | Peak | VERTICAL |