FCC Test Report

Equipment	:	**AC1900 Wireless Dual Band Gigabit Router**
Brand Name	:	**tp-link**
Model No.	:	**Archer C9**
FCC ID	:	**TE7C9V5**
Standard	:	**47 CFR FCC Part 15.407**
Operating Band	:	**5150 MHz – 5250 MHz** **5725 MHz – 5850 MHz**
Applicant/ Manufacturer	:	**TP-Link Technologies Co., Ltd.** **Building 24 (floors 1,3,4,5) and 28 (floors1-4),Central Science and Technology Park,Nanshan Shenzhen,518057 China**
Function	:	**☐ Outdoor; ☒ Indoor; ☐ Fixed P2P** **☐ Client**

The product sample received on Aug. 08, 2017 and completely tested on Oct. 09, 2017. We, SPORTON, would like to declare that the tested sample has been evaluated in accordance with the procedures given in ANSI C63.10-2013 and shown compliance with the applicable technical standards.

The test results in this report apply exclusively to the tested model / sample. Without written approval of SPORTON INTERNATIONAL INC., the test report shall not be reproduced except in full.

Phoenix Chen
SPORTON INTERNATIONAL INC.

Testing Laboratory
1190

Table of Contents

1 GENERAL DESCRIPTION 5

1.1 Information 5
1.2 Testing Applied Standards 7
1.3 Testing Location Information 7
1.4 Measurement Uncertainty 7

2 TEST CONFIGURATION OF EUT 8

2.1 Test Condition 8
2.2 Test Channel Mode 9
2.3 The Worst Case Measurement Configuration 11
2.4 Accessories 12
2.5 Support Equipment 12
2.6 Test Setup Diagram 13

3 TRANSMITTER TEST RESULT 15

3.1 AC Power-line Conducted Emissions 15
3.2 Emission Bandwidth 16
3.3 Maximum Conducted Output Power 17
3.4 Peak Power Spectral Density 19
3.5 Unwanted Emissions 21
3.6 Frequency Stability 25

4 TEST EQUIPMENT AND CALIBRATION DATA 26

APPENDIX A. TEST RESULTS OF AC POWER-LINE CONDUCTED EMISSIONS

APPENDIX B. TEST RESULTS OF EMISSION BANDWIDTH

APPENDIX C. TEST RESULTS OF MAXIMUM CONDUCTED OUTPUT POWER

APPENDIX D. TEST RESULTS OF PEAK POWER SPECTRAL DENSITY

APPENDIX E. TEST RESULTS OF UNWANTED EMISSIONS

APPENDIX F. TEST RESULTS OF FREQUENCY STABILITY

APPENDIX G. TEST RESULTS OF RADIATED EMISSION CO-LOCATION

APPENDIX H. TEST PHOTOS

PHOTOGRAPHS OF EUT V01

Summary of Test Result

Conformance Test Specifications			
Report Clause	**Ref. Std. Clause**	**Description**	**Result**
1.1.2	15.203	Antenna Requirement	Complied
3.1	15.207	AC Power-line Conducted Emissions	Complied
3.2	15.407(a)	Emission Bandwidth	Complied
3.3	15.407(a)	Maximum Conducted Output Power	Complied
3.4	15.407(a)	Peak Power Spectral Density	Complied
3.5	15.407(b)	Unwanted Emissions	Complied
3.6	15.407(g)	Frequency Stability	Complied

Revision History

Report No.	Version	Description	Issued Date
FR780304AN	Rev. 01	Initial issue of report	Sep. 26, 2017
FR780304AN	Rev. 02	1.Revised AC Power-line Conducted Emissions (Appendix A) 2.Revised Emissions in Restricted Frequency Bands(30MHz ~1GHz) test (Appendix E.1&E.3) 3.Update Test Photos (Appendix H)	Oct. 11, 2017

1 General Description

1.1 Information

1.1.1 RF General Information

Frequency Range (MHz)	IEEE Std. 802.11	Ch. Frequency (MHz)	Channel Number
5150-5250	a, n (HT20), ac (VHT20)	5180-5240	36-48 [4]
5725-5850		5745-5825	149-165 [5]
5150-5250	n (HT40), ac (VHT40)	5190-5230	38-46 [2]
5725-5850		5755-5795	151-159 [2]
5150-5250	ac (VHT80)	5210	42 [1]
5725-5850		5775	155 [1]

Non-Beamforming

Band	Mode	BWch (MHz)	Nant
5.15-5.25GHz	802.11a	20	3TX
5.725-5.85GHz	802.11a	20	3TX
5.15-5.25GHz	802.11ac VHT20	20	3TX
5.725-5.85GHz	802.11ac VHT20	20	3TX
5.15-5.25GHz	802.11ac VHT40	40	3TX
5.725-5.85GHz	802.11ac VHT40	40	3TX
5.15-5.25GHz	802.11ac VHT80	80	3TX
5.725-5.85GHz	802.11ac VHT80	80	3TX

Beamforming

Band	Mode	BWch (MHz)	Nant
5.15-5.25GHz	802.11ac VHT20-BF	20	3TX
5.725-5.85GHz	802.11ac VHT20-BF	20	3TX
5.15-5.25GHz	802.11ac VHT40-BF	40	3TX
5.725-5.85GHz	802.11ac VHT40-BF	40	3TX
5.15-5.25GHz	802.11ac VHT80-BF	80	3TX
5.725-5.85GHz	802.11ac VHT80-BF	80	3TX

Note:
- 11a, HT20 and HT40 use a combination of OFDM-BPSK, QPSK, 16QAM, 64QAM modulation.
- VHT20, VHT40, VHT80 use a combination of OFDM-BPSK, QPSK, 16QAM, 64QAM, 256QAM modulation.
- BWch is the nominal channel bandwidth.

1.1.2 Antenna Information

Ant.	Port	Brand	Model Name	Antenna Type	Connector	(U-NII-1)	(U-NII-3)
						Gain (dBi)	Gain (dBi)
A	1	TP-LINK	3101501389	Dipole Antenna	Reversed-SMA	5.19	4.56
B	2	TP-LINK	3101501389	Dipole Antenna	Reversed-SMA	5.19	4.56
C	3	TP-LINK	3101501389	Dipole Antenna	Reversed-SMA	5.19	4.56
Note: 1: 802.11an/ac used three antennas are for signal transmitting and receiving.(3T3R Spatial Multiplexing MIMO configuration)							

1.1.3 EUT Information

Operational Condition				
EUT Power Type	From AC Adapter			
Beamforming Function	☒	With beamforming	☐	Without beamforming

Type of EUT		
☒	Stand-alone	
☐	Combined (EUT where the radio part is fully integrated within another device)	
	Combined Equipment - Brand Name / Model No.:	…
☐	Plug-in radio (EUT intended for a variety of host systems)	
	Host System - Brand Name / Model No.:	…
☐	Other:	

1.1.4 Mode Test Duty Cycle

Non-Beamforming

Mode	DC	DCF(dB)	T(s)	VBW(Hz) ≥ 1/T
802.11a	0.935	0.292	2.058m	1k
802.11ac VHT20	0.914	0.391	1.922m	1k
802.11ac VHT40	0.874	0.585	920.313u	3k
802.11ac VHT80	0.76	1.192	428.125u	3k

Beamforming

Mode	DC	DCF(dB)	T(s)	VBW(Hz) ≥ 1/T
802.11ac VHT20-BF	0.931	0.311	1.947m	1k
802.11ac VHT40-BF	0.923	0.348	4.619m	300
802.11ac VHT80-BF	0.889	0.511	5.111m	300

1.2 Testing Applied Standards

According to the specifications of the manufacturer, the EUT must comply with the requirements of the following standards:

- 47 CFR FCC Part 15
- ANSI C63.10-2013
- KDB 789033 D02 v01r04
- KDB 644545 D03 v01
- KDB 662911 D01 v02r01

1.3 Testing Location Information

Testing Location					
☒	HWA YA	ADD :	No. 52, Huaya 1st Rd., Guishan Dist., Taoyuan City, Taiwan (R.O.C.)		
		TEL :	886-3-327-3456	FAX :	886-3-327-0973
Test site Designation No. TW1190 with FCC.					
☐	JHUBEI	ADD :	No.8, Ln. 724, Bo'ai St., Zhubei City, Hsinchu County, Taiwan (R.O.C.)		
		TEL :	886-3-656-9065	FAX :	886-3-656-9085
Test site Designation No. TW0006 with FCC.					

Test Condition	Test Site No.	Test Engineer	Test Environment	Test Date
RF Conducted	TH07-HY	Ryan	24.3°C/65%	29/Aug/2017
Radiated (below 1GHz)	03CH03-HY	Terry	21.3°C/53%	05/Oct/2017
Radiated (above 1GHz)	03CH03-HY	Terry	23.5°C/57%	26/Aug/2017
AC Conduction	CO04-HY	Eric	24.5°C/54%	09/Oct/2017

.

1.4 Measurement Uncertainty

ISO/IEC 17025 requires that an estimate of the measurement uncertainties associated with the emissions test results be included in the report. The measurement uncertainties given below are based on a 95% confidence level (based on a coverage factor (k=2)

Test Items	Uncertainty	Remark
Conducted Emission (150kHz ~ 30MHz)	3.6 dB	Confidence levels of 95%
Radiated Emission (30MHz ~ 1,000MHz)	2.1 dB	Confidence levels of 95%
Radiated Emission (1GHz ~ 18GHz)	2.6 dB	Confidence levels of 95%
Radiated Emission (18GHz ~ 40GHz)	2.9 dB	Confidence levels of 95%
Conducted Emission	1.3 dB	Confidence levels of 95%

2 Test Configuration of EUT

2.1 Test Condition

Non-Beamforming

Condition Item	Abbreviation/Remark	Remark
RF Conducted	Abbreviation	Remark
TnomVnom	Tnom	20°C
-	Vnom	120V
Freq. Stability	Abbreviation	Remark
0°C	-	-
10°C	-	-
20°C	-	-
30°C	-	-
40°C	-	-
138V	-	-
120V	-	-
102V	-	-

Beamforming

Condition Item	Abbreviation/Remark	Remark
RF Conducted	Abbreviation	Remark
TnomVnom	Tnom	20°C
-	Vnom	120V

2.2 Test Channel Mode

Non-Beamforming

Test Software Version	MTool 2.0.1.1

Mode	Power Setting
802.11a_Nss1,(6Mbps)_3TX	-
5180MHz	76
5200MHz	84
5240MHz	84
5745MHz	120
5785MHz	120
5825MHz	120
802.11ac VHT20_Nss1,(MCS0)_3TX	-
5180MHz	78
5200MHz	85
5240MHz	85
5745MHz	120
5785MHz	120
5825MHz	120
802.11ac VHT40_Nss1,(MCS0)_3TX	-
5190MHz	67
5230MHz	88
5755MHz	120
5795MHz	120
802.11ac VHT80_Nss1,(MCS0)_3TX	-
5210MHz	62
5775MHz	84

Beamforming

Test Software	Lantest

Mode	Power Setting
802.11ac VHT20-BF_Nss1,(MCS0)_3TX	-
5180MHz	76
5200MHz	84
5240MHz	84
5745MHz	89
5785MHz	89
5825MHz	91
802.11ac VHT40-BF_Nss1,(MCS0)_3TX	-
5190MHz	64
5230MHz	88
5755MHz	64
5795MHz	89
802.11ac VHT80-BF_Nss1,(MCS0)_3TX	-
5210MHz	64
5775MHz	90

2.3 The Worst Case Measurement Configuration

The Worst Case Mode for Following Conformance Tests	
Tests Item	AC power-line conducted emissions
Condition	AC power-line conducted measurement for line and neutral
Operating Mode	CTX
1	Adapter Mode (Wi-Fi 5G Non-Beamforming)
2	Adapter Mode (Wi-Fi 5G Beamforming)

The Worst Case Mode for Following Conformance Tests	
Tests Item	Emission Bandwidth Maximum Conducted Output Power Peak Power Spectral Density Frequency Stability
Test Condition	Conducted measurement at transmit chains

The Worst Case Mode for Following Conformance Tests	
Tests Item	Unwanted Emissions
Test Condition	Radiated measurement If EUT consist of multiple antenna assembly (multiple antenna are used in EUT regardless of spatial multiplexing MIMO configuration), the radiated test should be performed with highest antenna gain of each antenna type.
Operating Mode < 1GHz	CTX
1	Adapter Mode (Wi-Fi 5G Non-Beamforming)
2	Adapter Mode (Wi-Fi 5G Beamforming)
Operating Mode > 1GHz	CTX
Orthogonal Planes of EUT	**Y Plane**

The Worst Case Mode for Following Conformance Tests	
Tests Item	Simultaneous Transmission Analysis
Test Condition	Radiated measurement
Operating Mode	Normal Link
1	Adapter Mode (Wi-Fi 2.4G+5G)
Refer to Sporton Test Report No.: FA780304 for Co-location RF Exposure Evaluation and Appendix G for Radiated Emission Co-location.	

2.4 Accessories

Accessories				
AC Adapter	Brand Name	TP-LINK	Model Name	S030ABU1200250
	Power Rating	I/P: 100-240V~50/60Hz 1000mA, O/P: 12Vdc, 2500mA		

Reminder: Regarding to more detail and other information, please refer to user manual.

2.5 Support Equipment

Support Equipment – RF Conducted				
No.	**Equipment**	**Brand Name**	**Model Name**	**FCC ID**
1	Client	-	-	-
2	Notebook	DELL	E5410	DoC
3	Adapter for NB	DELL	HA65NM130	DoC
4	Notebook	DELL	E5410	DoC
5	Adapter for NB	DELL	HA65NM130	DoC
6	AC Source	G.W	APS-9102	-

Note: Support equipment No.1 was provided by customer.

Support Equipment – AC Conduction and Radiated Emission				
No.	**Equipment**	**Brand Name**	**Model Name**	**FCC ID**
1	Client	-	-	-
2	USB Dongle *2	Transcend	JetFlash 530	-
3	Notebook (Remote Workstation)	DELL	E5530	DoC
4	Adapter for NB	DELL	LA65NS2-01	DoC
5	Notebook (Remote Workstation)	DELL	E5530	DoC
6	Adapter for NB	DELL	LA65NS2-01	DoC

Note: Support equipment No.1 was provided by customer.

2.6 Test Setup Diagram

Test Setup Diagram – AC Line Conducted Emission Test

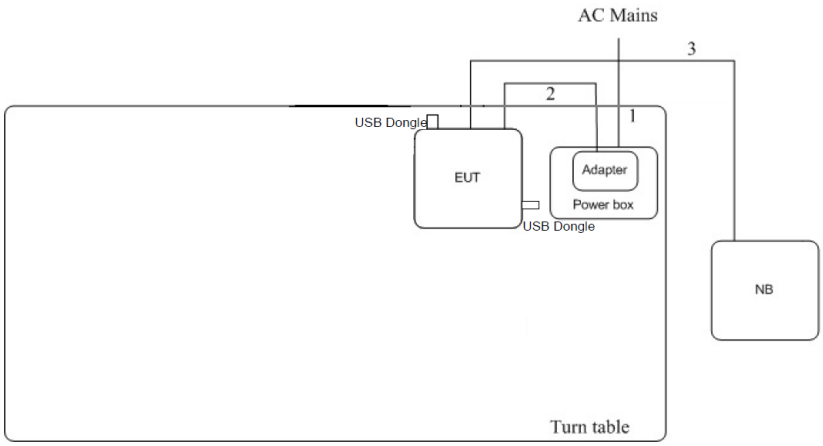

Item	Connection	Shielded	Length(m)	Remark
1	AC Power line	No	1.8	-
2	DC Power line	No	1.5	-
3	RJ-45 cable	No	10	-

Test Setup Diagram - Radiated Test

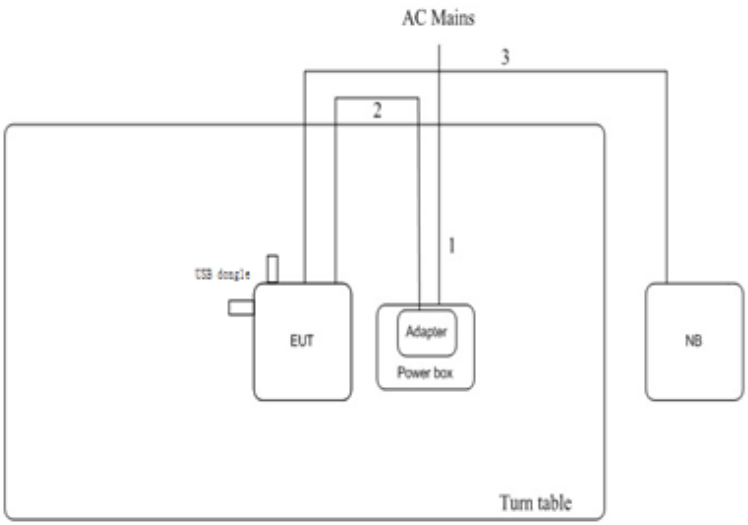

Item	Connection	Shielded	Length(m)	Remark
1	AC Power line	No	1.8	-
2	DC Power line	No	1.5	-
3	RJ-45 cable	No	10	-

3 Transmitter Test Result

3.1 AC Power-line Conducted Emissions

3.1.1 AC Power-line Conducted Emissions Limit

AC Power-line Conducted Emissions Limit		
Frequency Emission (MHz)	**Quasi-Peak**	**Average**
0.15-0.5	66 - 56 *	56 - 46 *
0.5-5	56	46
5-30	60	50
Note 1: * Decreases with the logarithm of the frequency.		

3.1.2 Measuring Instruments

Refer a test equipment and calibration data table in this test report.

3.1.3 Test Procedures

Test Method
☒ Refer as ANSI C63.10-2013, clause 6.2 for AC power-line conducted emissions.

3.1.4 Test Setup

AC Power-line Conducted Emissions

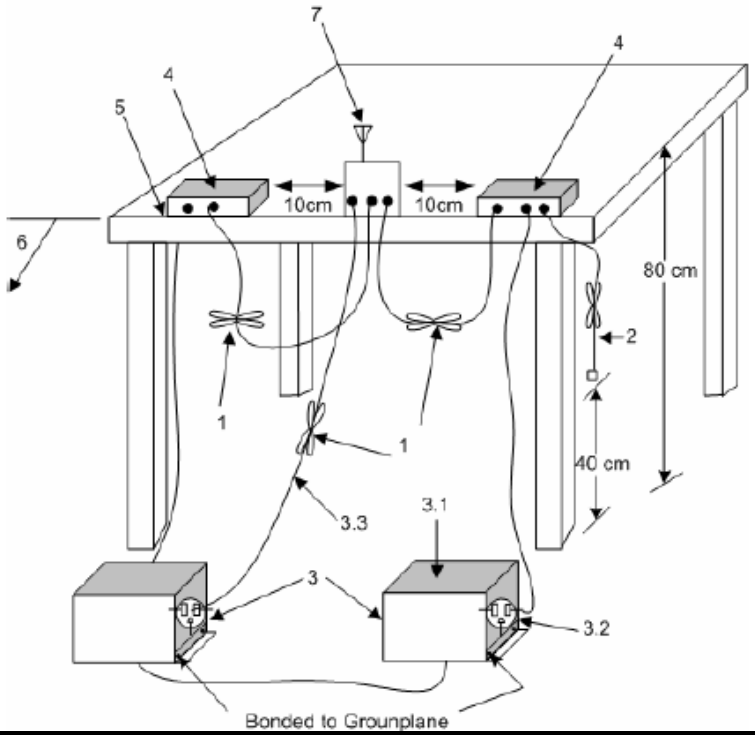

3.1.5 Test Result of AC Power-line Conducted Emissions

Refer as Appendix A

3.2 Emission Bandwidth

3.2.1 Emission Bandwidth Limit

Emission Bandwidth Limit	
UNII Devices	
☒	For the 5.15-5.25 GHz band, N/A
☐	For the 5.25-5.35 GHz band, the maximum conducted output power shall not exceed the lesser of 250 mW or 11 dBm + 10 log B, where B is the 26 dB emission bandwidth in MHz.
☐	For the 5.47-5.725 GHz band, the maximum conducted output power shall not exceed the lesser of 250 mW or 11 dBm + 10 log B, where B is the 26 dB emission bandwidth in MHz.
☒	For the 5.725-5.85 GHz band, 6 dB emission bandwidth ≥ 500kHz.

3.2.2 Measuring Instruments

Refer a test equipment and calibration data table in this test report.

3.2.3 Test Procedures

Test Method		
▪	For the emission bandwidth shall be measured using one of the options below:	
	☒	Refer as KDB 789033, clause C for EBW and clause D for OBW measurement.
	☐	Refer as ANSI C63.10, clause 6.9.3 for occupied bandwidth testing.
	☐	Refer as IC RSS-Gen, clause 6.6 for bandwidth testing.

3.2.4 Test Setup

Emission Bandwidth



3.2.5 Test Result of Emission Bandwidth

Refer as Appendix B

3.3 Maximum Conducted Output Power

3.3.1 Maximum Conducted Output Power Limit

Maximum Conducted Output Power Limit	
UNII Devices	
☒	For the 5.15-5.25 GHz band:
	▪ Outdoor AP: the maximum conducted output power (P_{Out}) shall not exceed the lesser of 1 W. If G_{TX} > 6 dBi, then P_{Out} = 30 – (G_{TX} – 6). e.i.r.p. at any elevation angle above 30 degrees ≤ 125mW [21dBm]
	▪ Indoor AP: the maximum conducted output power (P_{Out}) shall not exceed the lesser of 1 W. If G_{TX} > 6 dBi, then P_{Out} = 30 – (G_{TX} – 6)
	▪ Point-to-point AP: the maximum conducted output power (P_{Out}) shall not exceed the lesser of 1 W If G_{TX} > 23 dBi, then P_{Out} = 30 – (G_{TX} – 23).
	▪ Mobile or Portable Client: the maximum conducted output power (P_{Out}) shall not exceed the lesser of 250 mW. If G_{TX} > 6 dBi, then P_{Out} = 24 – (G_{TX} – 6).
☐	For the 5.25-5.35 GHz band, the maximum conducted output power (P_{Out}) shall not exceed the lesser of 250 mW or 11 dBm + 10 log B, where B is the 26 dB emission bandwidth in MHz. If G_{TX} > 6 dBi, then P_{Out} = 24 – (G_{TX} – 6).
☐	For the 5.47-5.725 GHz band, the maximum conducted output power (P_{Out}) shall not exceed the lesser of 250 mW or 11 dBm + 10 log B, where B is the 26 dB emission bandwidth in MHz. If G_{TX} > 6 dBi, then P_{Out} = 24 – (G_{TX} – 6).
☒	For the 5.725-5.85 GHz band:
	▪ Point-to-multipoint systems (P2M): the maximum conducted output power (P_{Out}) shall not exceed the lesser of 1 W. If G_{TX} > 6 dBi, then P_{Out} = 30 – (G_{TX} – 6).
	▪ Point-to-point systems (P2P): the maximum conducted output power (P_{Out}) shall not exceed the lesser of 1 W.
P_{Out} = maximum conducted output power in dBm, **G_{TX}** = the maximum transmitting antenna directional gain in dBi.	

3.3.2 Measuring Instruments

Refer a test equipment and calibration data table in this test report.

3.3.3 Test Procedures

Test Method	
▪ Maximum Conducted Output Power	
	Duty cycle ≥ 98%
	☐ Refer as KDB 789033, clause E Method SA-2 (spectral trace averaging).
	Duty cycle < 98%
	☐ Refer as KDB 789033, clause E Method SA-2 Alt. (RMS detection with slow sweep speed)
	Wideband RF power meter and average over on/off periods with duty factor
	☒ Refer as KDB 789033, clause E Method PM (using an RF average power meter).
▪ For conducted measurement.	
	▪ If the EUT supports multiple transmit chains using options given below: Refer as KDB 662911, In-band power measurements. Using the measure-and-sum approach, measured all transmit ports individually. Sum the power (in linear power units e.g., mW) of all ports for each individual sample and save them.
	▪ If multiple transmit chains, EIRP calculation could be following as methods: $P_{total} = P_1 + P_2 + \ldots + P_n$ (calculated in linear unit [mW] and transfer to log unit [dBm]) $EIRP_{total} = P_{total} + DG$

3.3.4 Test Setup

RF Output Power (Power Meter)
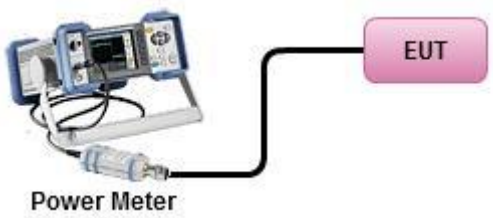

3.3.5 Test Result of Maximum Conducted Output Power

Refer as Appendix C

3.4 Peak Power Spectral Density

3.4.1 Peak Power Spectral Density Limit

Peak Power Spectral Density Limit	
UNII Devices	
☒	For the 5.15-5.25 GHz band:
	▪ Outdoor AP: the peak power spectral density (PPSD) shall not exceed the lesser of 17dBm/MHz. If G_{TX} > 6 dBi, then P_{Out} = 17 – (G_{TX} – 6).
	▪ Indoor AP: the peak power spectral density (PPSD) shall not exceed the lesser of 17dBm/MHz. If G_{TX} > 6 dBi, then P_{Out} = 17 – (G_{TX} – 6).
	▪ Point-to-point AP: the peak power spectral density (PPSD) shall not exceed the lesser of 17dBm/MHz. If G_{TX} > 23 dBi, then P_{Out} = 17 – (G_{TX} – 23).
	▪ Mobile or Portable Client: the peak power spectral density (PPSD) ≤ 11 dBm/MHz. If G_{TX} > 6 dBi, then PPSD= 11 – (G_{TX} – 6)..
☐	For the 5.25-5.35 GHz band, the peak power spectral density (PPSD) ≤ 11 dBm/MHz. If G_{TX} > 6 dBi, then PPSD= 11 – (G_{TX} – 6).
☐	For the 5.47-5.725 GHz band, the peak power spectral density (PPSD) ≤ 11 dBm/MHz. If G_{TX} > 6 dBi, then PPSD= 11 – (G_{TX} – 6).
☒	For the 5.725-5.85 GHz band:
	▪ Point-to-multipoint systems (P2M): the peak power spectral density (PPSD) ≤ 30 dBm/500kHz. If G_{TX} > 6 dBi, then PPSD= 30 – (G_{TX} – 6).
	▪ Point-to-point systems (P2P): the peak power spectral density (PPSD) ≤ 30 dBm/500kHz.
PPSD = peak power spectral density that he same method as used to determine the conducted output power shall be used to determine the power spectral density. And power spectral density in dBm/MHz **G_{TX}** = the maximum transmitting antenna directional gain in dBi.	

3.4.2 Measuring Instruments

Refer a test equipment and calibration data table in this test report.

3.4.3 Test Procedures

Test Method		
▪ Peak power spectral density procedures that the same method as used to determine the conducted output power shall be used to determine the peak power spectral density and use the peak search function on the spectrum analyzer to find the peak of the spectrum. For the peak power spectral density shall be measured using below options:		
	☐ Refer as KDB 789033, F)5) power spectral density can be measured using resolution bandwidths < 1 MHz provided that the results are integrated over 1 MHz bandwidth	
	Duty cycle ≥ 98%	
	☐ Refer as KDB 789033, clause E Method SA-2 (spectral trace averaging).	
	Duty cycle < 98%	
	☐ Refer as KDB 789033, clause E Method SA-2 Alt. (RMS detection with slow sweep speed)	
▪ For conducted measurement.		
	▪ If the EUT supports multiple transmit chains using options given below:	
		▪ Measure and sum the spectra across the outputs. Refer as KDB 662911, In-band power spectral density (PSD). Sample all transmit ports simultaneously using a spectrum analyzer for each transmit port. Where the trace bin-by-bin of each transmit port summing can be performed. (i.e., in the first spectral bin of output 1 is summed with that in the first spectral bin of output 2 and that from the first spectral bin of output 3, and so on up to the NTX output to obtain the value for the first frequency bin of the summed spectrum.). Add up the amplitude (power) values for the different transmit chains and use this as the new data trace.
	▪	If multiple transmit chains, EIRP PPSD calculation could be following as methods: $PPSD_{total} = PPSD_1 + PPSD_2 + \ldots + PPSD_n$ (calculated in linear unit [mW] and transfer to log unit [dBm]) $EIRP_{total} = PPSD_{total} + DG$

3.4.4 Test Setup

Power Spectral Density


3.4.5 Test Result of Peak Power Spectral Density

Refer as Appendix D

3.5 Unwanted Emissions

3.5.1 Transmitter Radiated Unwanted Emissions Limit

Unwanted emissions below 1 GHz and restricted band emissions above 1GHz limit			
Frequency Range (MHz)	**Field Strength (uV/m)**	**Field Strength (dBuV/m)**	**Measure Distance (m)**
0.009~0.490	2400/F(kHz)	48.5 - 13.8	300
0.490~1.705	24000/F(kHz)	33.8 - 23	30
1.705~30.0	30	29	30
30~88	100	40	3
88~216	150	43.5	3
216~960	200	46	3
Above 960	500	54	3

Note 1: Test distance for frequencies at or above 30 MHz, measurements may be performed at a distance other than the limit distance provided they are not performed in the near field and the emissions to be measured can be detected by the measurement equipment. When performing measurements at a distance other than that specified, the results shall be extrapolated to the specified distance using an extrapolation factor of 20 dB/decade (inverse of linear distance for field-strength measurements, inverse of linear distance-squared for power-density measurements).

Note 2: Test distance for frequencies at below 30 MHz, measurements may be performed at a distance closer than the EUT limit distance; however, an attempt should be made to avoid making measurements in the near field. When performing measurements below 30 MHz at a closer distance than the limit distance, the results shall be extrapolated to the specified distance by either making measurements at a minimum of two or more distances on at least one radial to determine the proper extrapolation factor or by using the square of an inverse linear distance extrapolation factor (40 dB/decade). The test report shall specify the extrapolation method used to determine compliance of the EUT.

Un-restricted band emissions above 1GHz Limit	
Operating Band	**Limit**
5.15 - 5.25 GHz	e.i.r.p. -27 dBm [68.2 dBuV/m@3m]
5.25 - 5.35 GHz	e.i.r.p. -27 dBm [68.2 dBuV/m@3m]
5.47 - 5.725 GHz	e.i.r.p. -27 dBm [68.2 dBuV/m@3m]
5.725 - 5.85 GHz	5.650-5700 GHz: e.i.r.p. -27 ~ 10 dBm [68.2 ~ 105.2 dBuV/m@3m] 5.700-5720 GHz: e.i.r.p. 10 ~ 15.6 dBm [105.2 ~ 110.8 dBuV/m@3m] 5.720-5725 GHz: e.i.r.p. 15.6 ~ 27 dBm [110.8 ~ 122.2 dBuV/m@3m] 5.850-5.855 GHz: e.i.r.p. 27 ~ 15.6 dBm [122.2 ~ 110.8 dBuV/m@3m] 5.855-5.875 GHz: e.i.r.p. 15.6 ~ 10 dBm [110.8 ~ 105.2 dBuV/m@3m] 5.875-5.925 GHz: e.i.r.p. 10 ~ -27 dBm [105.2 ~ 68.2dBuV/m@3m] Other un-restricted band: e.i.r.p. -27 dBm [68.2 dBuV/m@3m]

Note 1: Measurements may be performed at a distance other than the limit distance provided they are not performed in the near field and the emissions to be measured can be detected by the measurement equipment. When performing measurements at a distance other than that specified, the results shall be extrapolated to the specified distance using an extrapolation factor of 20 dB/decade (inverse of linear distance for field-strength measurements, inverse of linear distance-squared for power-density measurements).

3.5.2 Measuring Instruments

Refer a test equipment and calibration data table in this test report.

3.5.3 Test Procedures

Test Method		
▪ Measurements may be performed at a distance other than the limit distance provided they are not performed in the near field and the emissions to be measured can be detected by the measurement equipment. Measurements shall not be performed at a distance greater than 30 m for frequencies above 30 MHz, unless it can be further demonstrated that measurements at a distance of 30 m or less are impractical. When performing measurements at a distance other than that specified, the results shall be extrapolated to the specified distance using an extrapolation factor of 20 dB/decade (inverse of linear distance for field-strength measurements, inverse of linear distance-squared for power-density measurements).		
▪ The average emission levels shall be measured in [duty cycle ≥ 98 or duty factor].		
▪ For the transmitter unwanted emissions shall be measured using following options below:		
	▪ Refer as KDB 789033, clause G)2) for unwanted emissions into non-restricted bands.	
	▪ Refer as KDB 789033, clause G)1) for unwanted emissions into restricted bands.	
		☒ Refer as KDB 789033, G)6) Method VB (ANSI C63.10, clause 4.1.4.2.3), Reduced VBW.
		☒ Refer as KDB 789033, clause G)5) (ANSI C63.10, clause 4.1.4.2.2), measurement procedure peak limit.
▪ For radiated measurement.		
	▪ Refer as ANSI C63.10, clause 6.4 for radiated emissions below 30 MHz and test distance is 3m.	
	▪ Refer as ANSI C63.10, clause 6.5 for radiated emissions 30 MHz to 1 GHz and test distance is 3m.	
	▪ Refer as ANSI C63.10, clause 6.6 for radiated emissions above 1GHz.	
▪ The any unwanted emissions level shall not exceed the fundamental emission level.		
▪ All amplitude of spurious emissions that are attenuated by more than 20 dB below the permissible value has no need to be reported.		

3.5.4 Test Setup

Transmitter Radiated Unwanted Emissions

9kHz ~30MHz

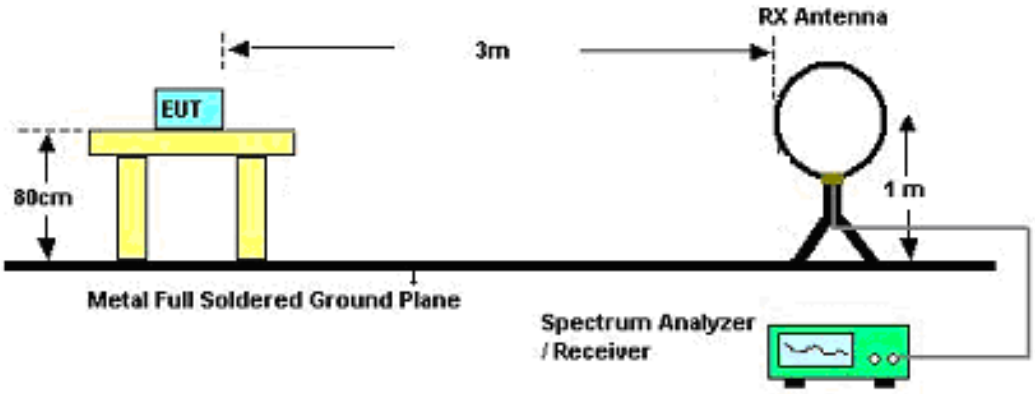

30MHz~1GHz

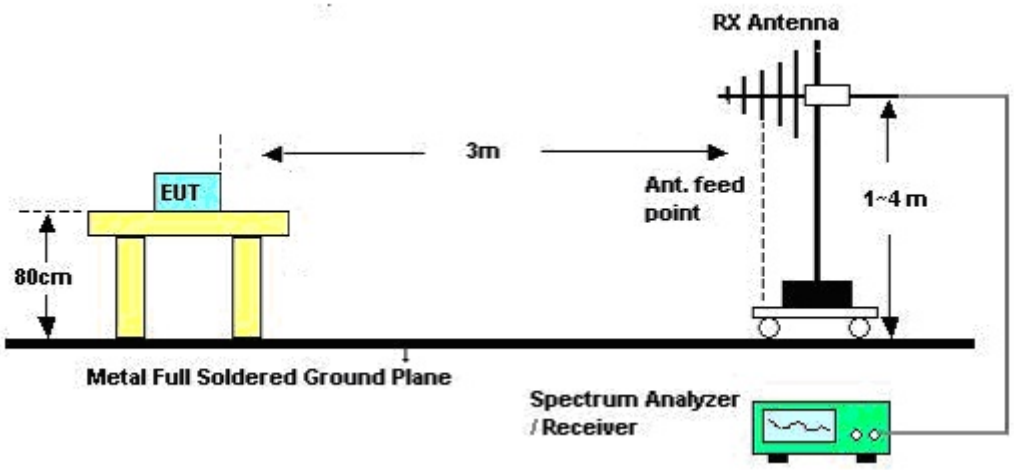

Above 1GHz

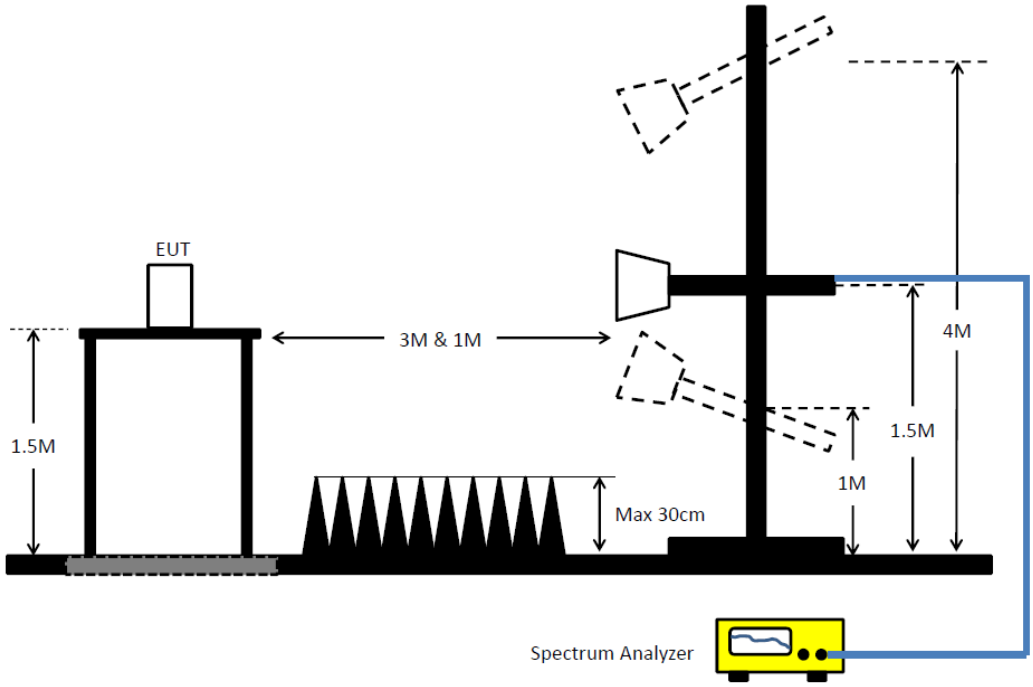

3.5.5 Transmitter Unwanted Emissions (Below 30MHz)

The amplitude of spurious emissions which are attenuated by more than 20dB below the permissible value has no need to be reported. All amplitude of spurious emissions that are attenuated by more than 20 dB below the permissible value has no need to be reported.

3.5.6 Test Result of Transmitter Unwanted Emissions

Refer as Appendix E

3.6 Frequency Stability

3.6.1 Frequency Stability Limit

Frequency Stability Limit
UNII Devices
▪ In-band emission is maintained within the band of operation under all conditions of normal operation as specified in the user's manual.
IEEE Std. 802.11
▪ The transmitter center frequency tolerance shall be ± 20 ppm maximum for the 5 GHz band.

3.6.2 Measuring Instruments

Refer a test equipment and calibration data table in this test report.

3.6.3 Test Procedures

Test Method		
▪	Refer as ANSI C63.10, clause 6.8 for frequency stability tests	
	▪	Frequency stability with respect to ambient temperature
	▪	Frequency stability when varying supply voltage

3.6.4 Test Setup

Frequency Stability

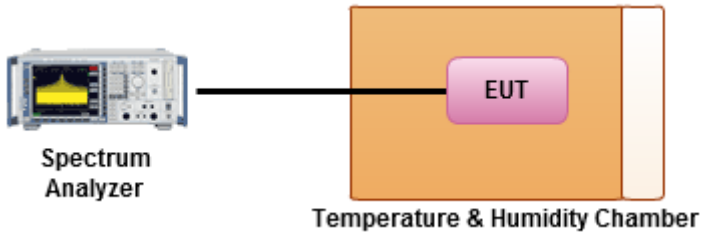

3.6.5 Test Result of Frequency Stability

Refer as Appendix F

4 Test Equipment and Calibration Data

Instrument for AC Conduction

Instrument	Manufacturer	Model No.	Serial No.	Spec.	Calibration Date	Calibration Due Date
EMC Receiver	R&S	ESR3	102052	9KHz ~ 3.6GHz	29/Apr/2017	28/Apr/2018
LISN	R&S	ENV216	101295	9kHz ~ 30MHz	15/Nov/2016	14/Nov/2017
RF Cable-CON	HUBER+SUHNER	RG213/U	07611832020001	9kHz ~ 30MHz	24/Oct/2016	23/Oct/2017
AC POWER	APC	AFC-11005G	F310050055	47Hz~63Hz 5~300V	NCR	NCR
Impuls Begrenzer Pulse Limiter	R&S	ESH3-Z2	100921	10 kHz ~ 30 MHz	21/Oct/2016	20/Oct/2017

NCR : Non-Calibration Require

Instrument for Radiated Test (below 1GHz)

Instrument	Manufacturer	Model No.	Serial No.	Spec.	Calibration Date	Calibration Due Date
3m Semi Anechoic Chamber	SIDT FRANKONIA	SAC-3M	03CH03-HY	30MHz ~ 1GHz	28/Nov/2016	27/Nov/2017
Amplifier	HP	8447D	2944A08033	10kHz ~ 1.3GHz	19/Apr/2017	18/Apr/2018
Spectrum	R&S	FSV40	101500	9kHz ~ 40GHz	28/Jun/2017	27/Jun/2018
Bilog Antenna	SCHAFFNER	CBL 6112D	22237	30MHz ~ 1GHz	08/Jul/2017	07/Jul/2018
Loop Antenna	TESEQ	HLA 6120	24155	9 kHz~30 MHz	02/Mar/2017	01/Mar/2018
Receiver	R&S	ESR3	102052	9KHz ~ 3.6GHz	29/Apr/2017	28/Apr/2018
RF Cable-R03m	Jye Bao	RG142	CB021	9kHz ~ 1GHz	26/Jan/2017	25/Jan/2018

Instrument for Radiated Test (above 1GHz)

Instrument	Manufacturer	Model No.	Serial No.	Spec.	Calibration Date	Calibration Due Date
3m Semi Anechoic Chamber	SIDT FRANKONIA	SAC-3M	03CH03-HY	1GHz ~ 18GHz	16/Dec/2016	15/Dec/2017
Amplifier	HP	8447D	2944A08033	10kHz ~ 1.3GHz	19/Apr/2017	18/Apr/2018
Amplifier	KEYSIGHT	83017A	MY53270197	1GHz ~ 26.5GHz	29/Aug/2016	28/Aug/2017
Spectrum	R&S	FSV40	101500	9kHz ~ 40GHz	28/Jun/2017	27/Jun/2018
Horn Antenna	SCHWARZBECK	BBHA 9120D	BBHA 9120D 1531	1GHz ~ 18GHz	25/Apr/2017	24/Apr/2018
Horn Antenna	SCHWARZBECK	BBHA 9170	BBHA 9170221	18GHz ~ 40GHz	06/Feb/2017	05/Feb/2018
Amplifier	MITEQ	JS44-18004000-33-8P	1840917	18GHz ~ 40GHz	06/Feb/2017	05/Feb/2018
Loop Antenna	TESEQ	HLA 6120	24155	9 kHz~30 MHz	02/Mar/2017	01/Mar/2018
RF-Cable-high	SUHNER	SUHNER	CB222	1GHz ~ 40GHz	26/Jan/2017	25/Jan/2018
Receiver	R&S	ESU-26	100422/026	20Hz ~ 26.5GHz	21/Sep/2016	20/Sep/2017

Instrument for Conducted Test

Instrument	Manufacturer	Model No.	Serial No.	Spec.	Calibration Date	Calibration Due Date
Spectrum Analyzer	R&S	FSV 40	101500	9kHz~40GHz	28/Jun/2017	27/Jun/2018
Power Sensor	Anritsu	MA2411B	1339407	300MHz ~ 40GHz	27/Oct/2016	26/Oct/2017
Power Meter	Anritsu	ML2495A	1517010	300MHz ~ 40GHz	27/Oct/2016	26/Oct/2017
Signal Generator	R&S	SMR40	100116	10MHz ~ 40GHz	27/Jun/2017	26/Jun/2018
Temp. and Humidity Chamber	Giant Force	GTH-225-20-SP-SD	MAA1311-008	-40 ~ 100℃	10/May/2017	09/May/2018
RF Cable-0.2m	HUBER+SUHNER	SUCOFLEX_104	MY10710/4	30MHz ~ 26.5GHz	02/Oct/2016	01/Oct/2017
RF Cable-0.2m	HUBER+SUHNER	SUCOFLEX_104	MY10709/4	30MHz ~ 26.5GHz	02/Oct/2016	01/Oct/2017
RF Cable-0.5m	HUBER+SUHNER	SUCOFLEX_104	MY10713/4	30MHz ~ 26.5GHz	02/Oct/2016	01/Oct/2017
RF Cable-1.5m	HUBER+SUHNER	SUCOFLEX_104	MY12582/4	30MHz ~ 26.5GHz	02/Oct/2016	01/Oct/2017

AC Power-line Conducted Emissions Result			
Operating Mode	1	**Power Phase**	Neutral
Operating Function	Adapter Mode (Wi-Fi 5G Non-Beamforming)		

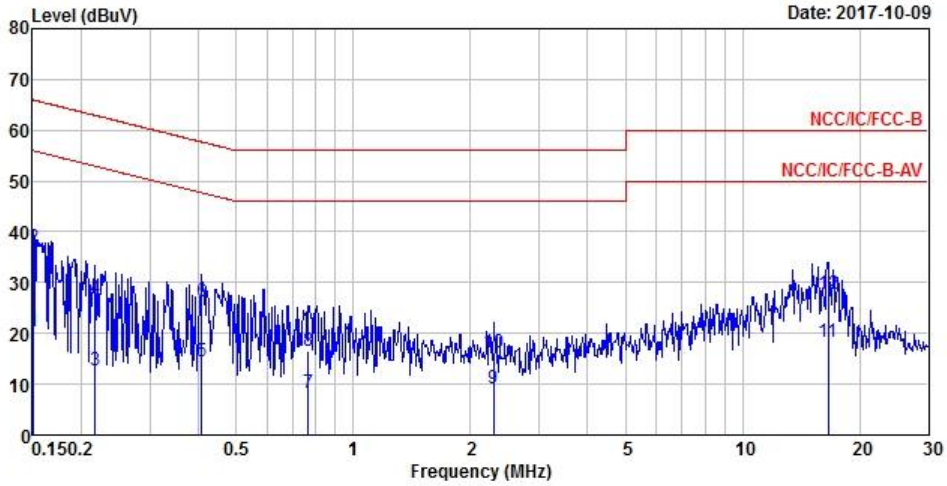

		Freq	Level	Over Limit	Limit Line	Read Level	LISN Factor	Cable Loss	Remark
		MHz	dBuV	dB	dBuV	dBuV	dB	dB	
1		0.15080	20.25	-35.71	55.96	10.65	9.60	0.00	Average
2	MAX	0.15080	36.82	-29.14	65.96	27.22	9.60	0.00	QP
3		0.21735	12.66	-40.26	52.92	3.00	9.66	0.00	Average
4		0.21735	26.77	-36.15	62.92	17.11	9.66	0.00	QP
5		0.40831	14.36	-33.32	47.68	4.73	9.63	0.00	Average
6		0.40831	26.17	-31.51	57.68	16.54	9.63	0.00	QP
7		0.76702	8.36	-37.64	46.00	-1.24	9.60	0.00	Average
8		0.76702	16.65	-39.35	56.00	7.05	9.60	0.00	QP
9		2.29679	9.01	-36.99	46.00	-0.65	9.66	0.00	Average
10		2.29679	16.33	-39.67	56.00	6.67	9.66	0.00	QP
11		16.57318	18.21	-31.79	50.00	8.36	9.85	0.00	Average
12		16.57318	27.77	-32.23	60.00	17.92	9.85	0.00	QP

Note 1: “>20dB” means emission levels that exceed the level of 20 dB below the applicable limit.
Note 2: “N/F” means Nothing Found emissions (No emissions were detected.)

AC Power-line Conducted Emissions Result			
Operating Mode	1	**Power Phase**	Line
Operating Function	Adapter Mode (Wi-Fi 5G Non-Beamforming)		

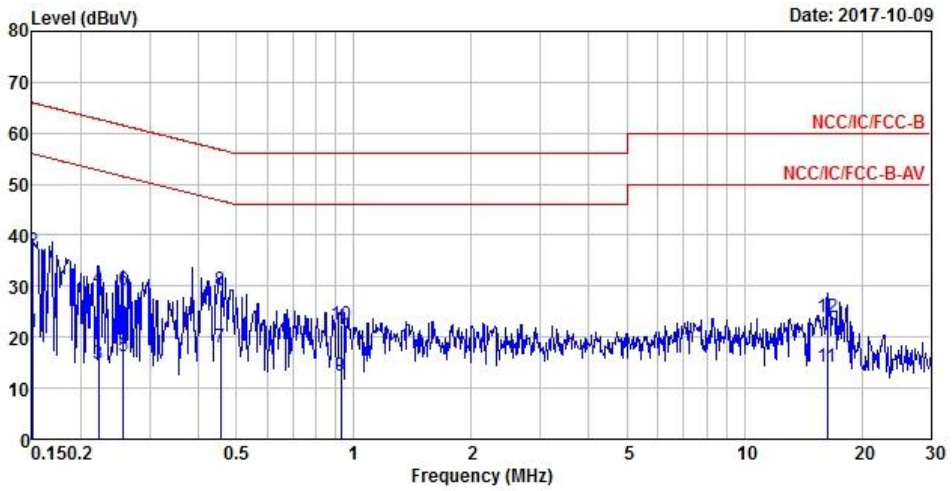

		Freq	Level	Over Limit	Limit Line	Read Level	LISN Factor	Cable Loss	Remark
		MHz	dBuV	dB	dBuV	dBuV	dB	dB	
1		0.15080	20.82	-35.14	55.96	11.16	9.66	0.00	Average
2		0.15080	36.98	-28.98	65.96	27.32	9.66	0.00	QP
3		0.22201	14.61	-38.13	52.74	4.96	9.65	0.00	Average
4		0.22201	29.46	-33.28	62.74	19.81	9.65	0.00	QP
5		0.25751	16.25	-35.26	51.51	6.59	9.66	0.00	Average
6		0.25751	29.14	-32.37	61.51	19.48	9.66	0.00	QP
7		0.45636	18.02	-28.74	46.76	8.35	9.67	0.00	Average
8	MAX	0.45636	29.13	-27.63	56.76	19.46	9.67	0.00	QP
9		0.92821	12.32	-33.68	46.00	2.69	9.63	0.00	Average
10		0.92821	22.39	-33.61	56.00	12.76	9.63	0.00	QP
11		16.31183	14.25	-35.75	50.00	4.40	9.85	0.00	Average
12		16.31183	23.87	-36.13	60.00	14.02	9.85	0.00	QP

Note 1: “>20dB” means emission levels that exceed the level of 20 dB below the applicable limit.
Note 2: “N/F” means Nothing Found emissions (No emissions were detected.)

AC Power-line Conducted Emissions Result			
Operating Mode	2	**Power Phase**	Neutral
Operating Function	Adapter Mode (Wi-Fi 5G Beamforming)		

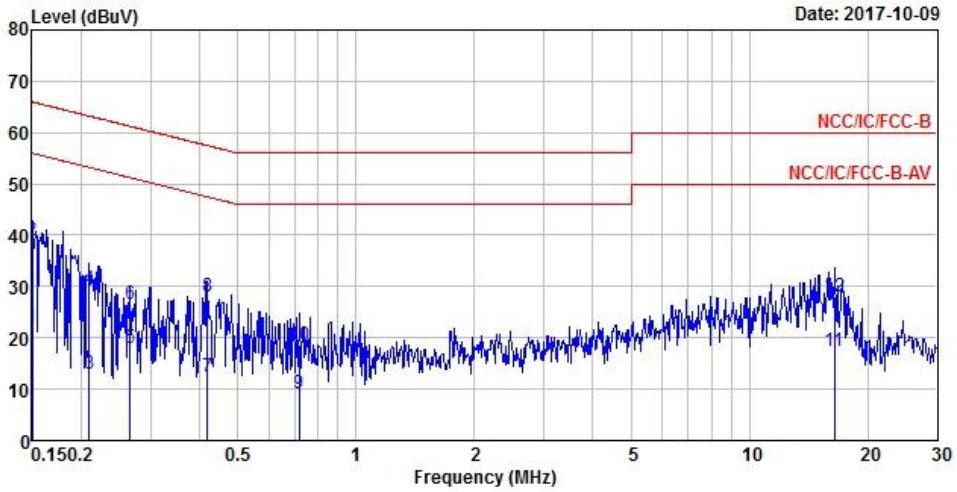

	Freq	Level	Over Limit	Limit Line	Read Level	LISN Factor	Cable Loss	Remark
	MHz	dBuV	dB	dBuV	dBuV	dB	dB	
1	0.15000	22.16	-33.84	56.00	12.56	9.60	0.00	Average
2 MAX	0.15000	38.93	-27.07	66.00	29.33	9.60	0.00	QP
3	0.20944	12.85	-40.38	53.23	3.18	9.67	0.00	Average
4	0.20944	29.44	-33.79	63.23	19.77	9.67	0.00	QP
5	0.26583	18.13	-33.12	51.25	8.48	9.65	0.00	Average
6	0.26583	26.71	-34.54	61.25	17.06	9.65	0.00	QP
7	0.41927	12.51	-34.95	47.46	2.88	9.63	0.00	Average
8	0.41927	28.06	-29.40	57.46	18.43	9.63	0.00	QP
9	0.71597	9.11	-36.89	46.00	-0.49	9.60	0.00	Average
10	0.71597	18.51	-37.49	56.00	8.91	9.60	0.00	QP
11	16.48560	17.40	-32.60	50.00	7.55	9.85	0.00	Average
12	16.48560	27.94	-32.06	60.00	18.09	9.85	0.00	QP

Note 1: “>20dB” means emission levels that exceed the level of 20 dB below the applicable limit.
Note 2: “N/F” means Nothing Found emissions (No emissions were detected.)

AC Power-line Conducted Emissions Result			
Operating Mode	2	**Power Phase**	Line
Operating Function	Adapter Mode (Wi-Fi 5G Beamforming)		

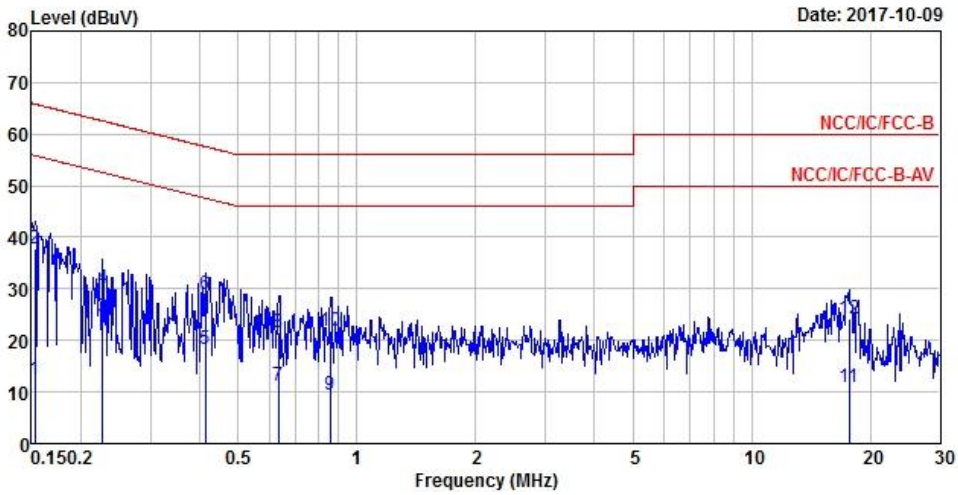

		Freq	Level	Over Limit	Limit Line	Read Level	LISN Factor	Cable Loss	Remark
		MHz	dBuV	dB	dBuV	dBuV	dB	dB	
1		0.15321	12.39	-43.43	55.82	2.73	9.66	0.00	Average
2	MAX	0.15321	37.90	-27.92	65.82	28.24	9.66	0.00	QP
3		0.22676	24.45	-28.12	52.57	14.79	9.66	0.00	Average
4		0.22676	30.25	-32.32	62.57	20.59	9.66	0.00	QP
5		0.41266	18.17	-29.42	47.59	8.49	9.68	0.00	Average
6		0.41266	28.97	-28.62	57.59	19.29	9.68	0.00	QP
7		0.63383	11.21	-34.79	46.00	1.55	9.66	0.00	Average
8		0.63383	21.48	-34.52	56.00	11.82	9.66	0.00	QP
9		0.85730	9.33	-36.67	46.00	-0.31	9.64	0.00	Average
10		0.85730	21.84	-34.16	56.00	12.20	9.64	0.00	QP
11		17.66112	10.81	-39.19	50.00	0.94	9.87	0.00	Average
12		17.66112	24.20	-35.80	60.00	14.33	9.87	0.00	QP

Note 1: “>20dB” means emission levels that exceed the level of 20 dB below the applicable limit.
Note 2: “N/F” means Nothing Found emissions (No emissions were detected.)

Summary

Mode	Max-N dB (Hz)	Max-OBW (Hz)	ITU-Code	Min-N dB (Hz)	Min-OBW (Hz)
802.11a_Nss1,(6Mbps)_3TX	-	-	-	-	-
5.15-5.25GHz	26.925M	16.617M	16M6D1D	19.925M	16.492M
5.725-5.85GHz	16.375M	29.11M	29M1D1D	16.25M	25.337M
802.11ac VHT20_Nss1,(MCS0)_3TX	-	-	-	-	-
5.15-5.25GHz	36.325M	17.791M	17M8D1D	20.7M	17.641M
5.725-5.85GHz	17.6M	31.059M	31M1D1D	17.5M	27.636M
802.11ac VHT40_Nss1,(MCS0)_3TX	-	-	-	-	-
5.15-5.25GHz	71.65M	36.432M	36M4D1D	39.45M	36.232M
5.725-5.85GHz	36.3M	63.218M	63M2D1D	35.95M	54.723M
802.11ac VHT80_Nss1,(MCS0)_3TX	-	-	-	-	-
5.15-5.25GHz	82.4M	75.562M	75M6D1D	81.5M	75.562M
5.725-5.85GHz	75.5M	76.162M	76M2D1D	75.1M	75.662M

Max-N dB = Maximum 6dB down bandwidth for 5.725-5.85GHz band / Maximum 26dB down bandwidth for other band;
Max-OBW = Maximum 99% occupied bandwidth;
Min-N dB = Minimum 6dB down bandwidth for 5.725-5.85GHz band / Maximum 26dB down bandwidth for other band;
Min-OBW = Minimum 99% occupied bandwidth;

Result

Mode	Result	Limit (Hz)	Port 1-N dB (Hz)	Port 1-OBW (Hz)	Port 2-N dB (Hz)	Port 2-OBW (Hz)	Port 3-N dB (Hz)	Port 3-OBW (Hz)
802.11a_Nss1,(6Mbps)_3TX	-	-	-	-	-	-	-	-
5180MHz	Pass	Inf	20.4M	16.492M	19.925M	16.567M	20.4M	16.542M
5200MHz	Pass	Inf	23.75M	16.567M	21.6M	16.567M	26.925M	16.617M
5240MHz	Pass	Inf	21.325M	16.542M	21.475M	16.567M	23.05M	16.567M
5745MHz	Pass	500k	16.35M	29.11M	16.325M	27.461M	16.325M	26.287M
5785MHz	Pass	500k	16.325M	29.035M	16.25M	26.537M	16.325M	25.787M
5825MHz	Pass	500k	16.375M	28.911M	16.35M	26.637M	16.35M	25.337M
802.11ac VHT20_Nss1,(MCS0)_3TX	-	-	-	-	-	-	-	-
5180MHz	Pass	Inf	21.95M	17.691M	20.7M	17.641M	22.975M	17.716M
5200MHz	Pass	Inf	26.725M	17.766M	25.75M	17.716M	32.2M	17.791M
5240MHz	Pass	Inf	28.5M	17.741M	27.075M	17.741M	36.325M	17.741M
5745MHz	Pass	500k	17.55M	30.71M	17.6M	29.435M	17.5M	28.786M
5785MHz	Pass	500k	17.575M	31.059M	17.575M	29.46M	17.6M	28.536M
5825MHz	Pass	500k	17.55M	30.335M	17.575M	28.761M	17.575M	27.636M
802.11ac VHT40_Nss1,(MCS0)_3TX	-	-	-	-	-	-	-	-
5190MHz	Pass	Inf	39.95M	36.232M	39.45M	36.232M	39.5M	36.282M
5230MHz	Pass	Inf	71.65M	36.332M	66.6M	36.382M	67.35M	36.432M
5755MHz	Pass	500k	36.3M	63.218M	36.3M	58.971M	36.25M	57.171M
5795MHz	Pass	500k	35.95M	60.67M	36.3M	56.422M	36.3M	54.723M
802.11ac VHT80_Nss1,(MCS0)_3TX	-	-	-	-	-	-	-	-
5210MHz	Pass	Inf	82.4M	75.562M	82.2M	75.562M	81.5M	75.562M
5775MHz	Pass	500k	75.5M	75.862M	75.1M	75.662M	75.2M	76.162M

Port X-N dB = Port **X** 6dB down bandwidth for 5.725-5.85GHz band / 26dB down bandwidth for other band
Port X-OBW = Port **X** 99% occupied bandwidth;

802.11a_Nss1,(6Mbps)_3TX EBW

5180MHz

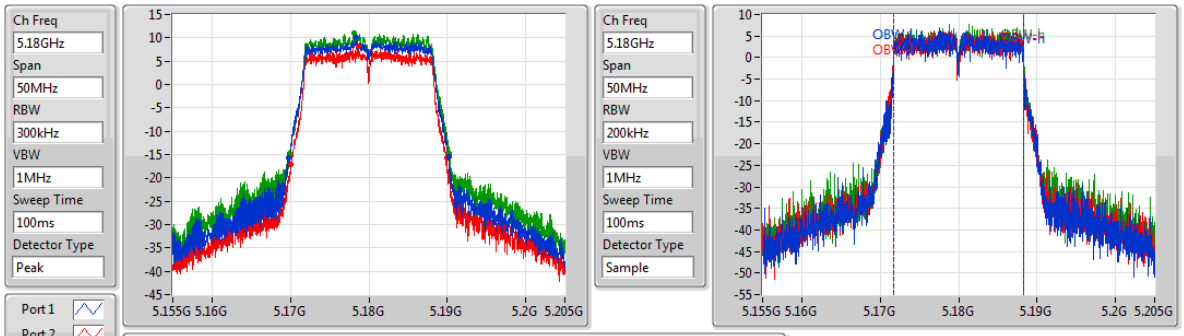

26dB(Hz)	Fl-26dB(Hz)	Fh-26dB(Hz)	OBW(Hz)	Fl-OBW(Hz)	Fh-OBW(Hz)	Limit(Hz)	Port
20.4M	5.169775G	5.190175G	16.492M	5.171754G	5.188246G	Inf	1
19.925M	5.17005G	5.189975G	16.567M	5.171679G	5.188246G	Inf	2
20.4M	5.169875G	5.190275G	16.542M	5.171704G	5.188246G	Inf	3

802.11a_Nss1,(6Mbps)_3TX EBW

5200MHz

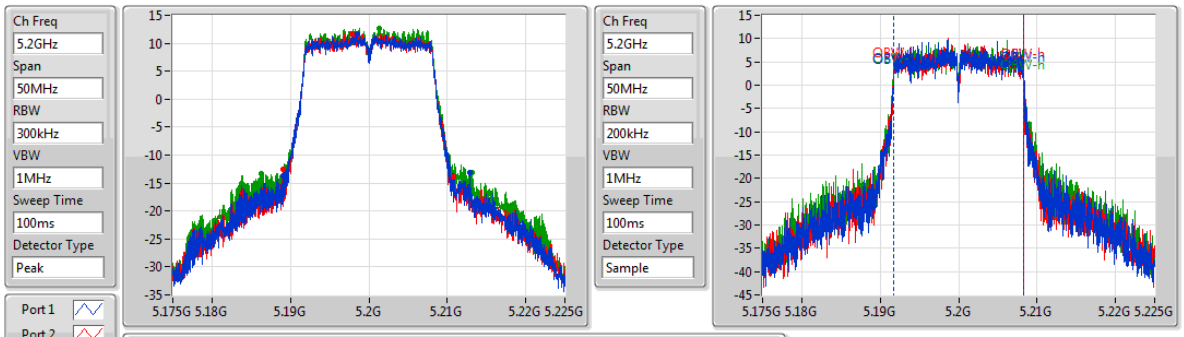

26dB(Hz)	Fl-26dB(Hz)	Fh-26dB(Hz)	OBW(Hz)	Fl-OBW(Hz)	Fh-OBW(Hz)	Limit(Hz)	Port
23.75M	5.189075G	5.212825G	16.567M	5.191729G	5.208296G	Inf	1
21.6M	5.189125G	5.210725G	16.567M	5.191679G	5.208246G	Inf	2
26.925M	5.186225G	5.21315G	16.617M	5.191704G	5.208321G	Inf	3

802.11a_Nss1,(6Mbps)_3TX EBW

5240MHz

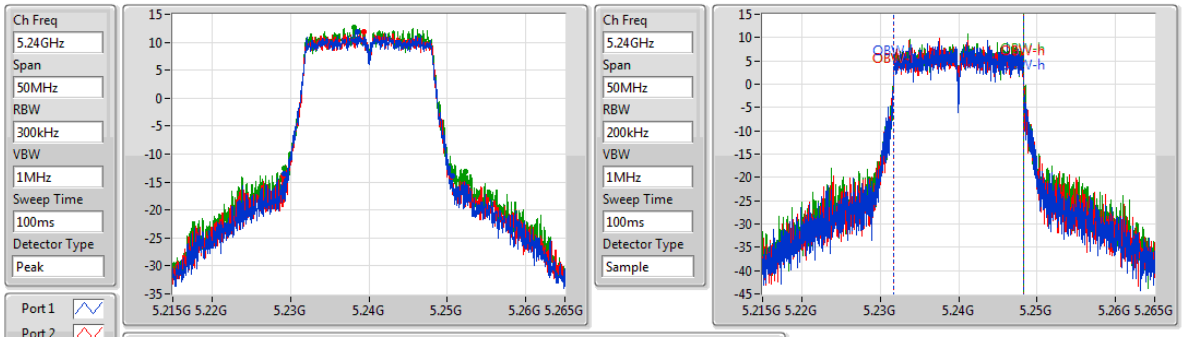

26dB(Hz)	Fl-26dB(Hz)	Fh-26dB(Hz)	OBW(Hz)	Fl-OBW(Hz)	Fh-OBW(Hz)	Limit(Hz)	Port
21.325M	5.229275G	5.2506G	16.542M	5.231729G	5.248271G	Inf	1
21.475M	5.229G	5.250475G	16.567M	5.231704G	5.248271G	Inf	2
23.05M	5.229275G	5.252325G	16.567M	5.231704G	5.248271G	Inf	3

802.11a_Nss1,(6Mbps)_3TX **EBW**

5745MHz

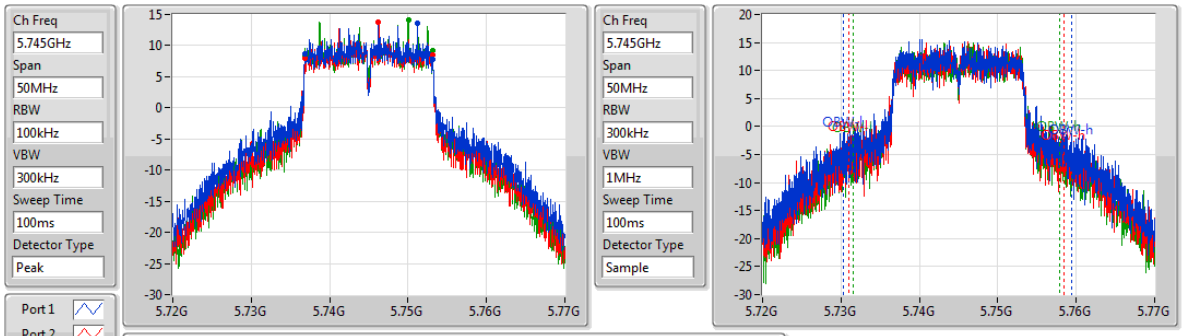

6dB(Hz)	Fl-6dB(Hz)	Fh-6dB(Hz)	OBW(Hz)	Fl-OBW(Hz)	Fh-OBW(Hz)	Limit(Hz)	Port
16.35M	5.736825G	5.753175G	29.11M	5.730332G	5.759443G	500k	1
16.325M	5.736825G	5.75315G	27.461M	5.731032G	5.758493G	500k	2
16.325M	5.7368G	5.753125G	26.287M	5.731582G	5.757869G	500k	3

802.11a_Nss1,(6Mbps)_3TX **EBW**

5785MHz

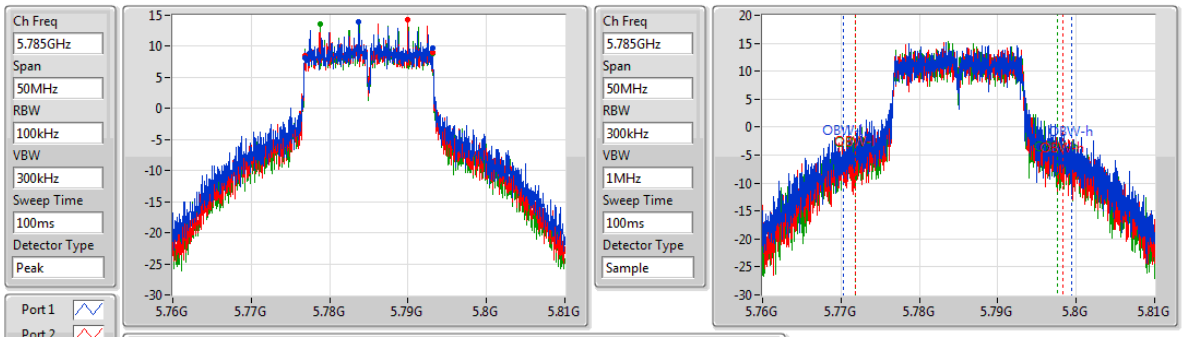

6dB(Hz)	Fl-6dB(Hz)	Fh-6dB(Hz)	OBW(Hz)	Fl-OBW(Hz)	Fh-OBW(Hz)	Limit(Hz)	Port
16.325M	5.776825G	5.79315G	29.035M	5.770332G	5.799368G	500k	1
16.25M	5.776875G	5.793125G	26.537M	5.771782G	5.798318G	500k	2
16.325M	5.776825G	5.79315G	25.787M	5.771857G	5.797644G	500k	3

802.11a_Nss1,(6Mbps)_3TX **EBW**

5825MHz

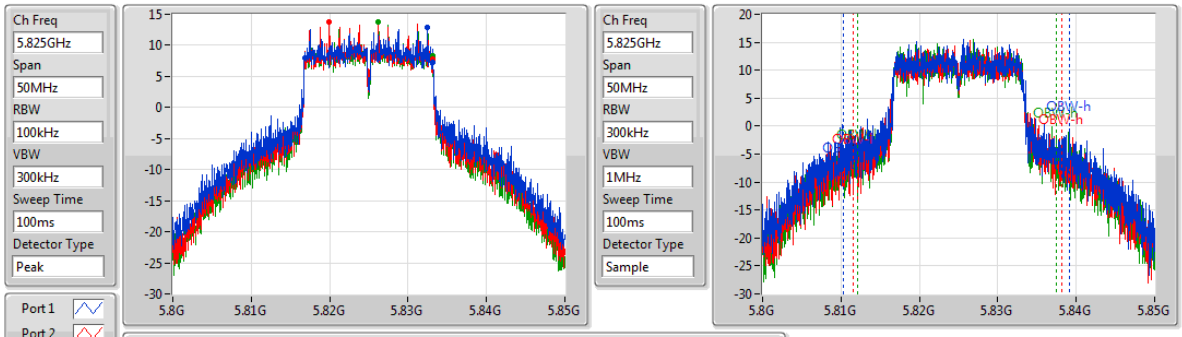

6dB(Hz)	Fl-6dB(Hz)	Fh-6dB(Hz)	OBW(Hz)	Fl-OBW(Hz)	Fh-OBW(Hz)	Limit(Hz)	Port
16.375M	5.8168G	5.833175G	28.911M	5.810257G	5.839168G	500k	1
16.35M	5.816825G	5.833175G	26.637M	5.811557G	5.838193G	500k	2
16.35M	5.8168G	5.83315G	25.337M	5.812181G	5.837519G	500k	3

802.11ac VHT20_Nss1,(MCS0)_3TX EBW

5180MHz

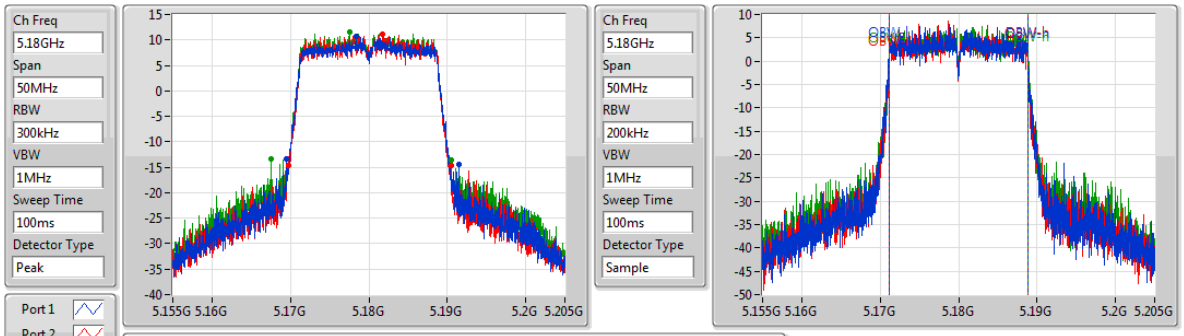

26dB(Hz)	Fl-26dB(Hz)	Fh-26dB(Hz)	OBW(Hz)	Fl-OBW(Hz)	Fh-OBW(Hz)	Limit(Hz)	Port
21.95M	5.1695G	5.19145G	17.691M	5.171129G	5.188821G	Inf	1
20.7M	5.1698G	5.1905G	17.641M	5.171179G	5.188821G	Inf	2
22.975M	5.167575G	5.19055G	17.716M	5.171129G	5.188846G	Inf	3

802.11ac VHT20_Nss1,(MCS0)_3TX EBW

5200MHz

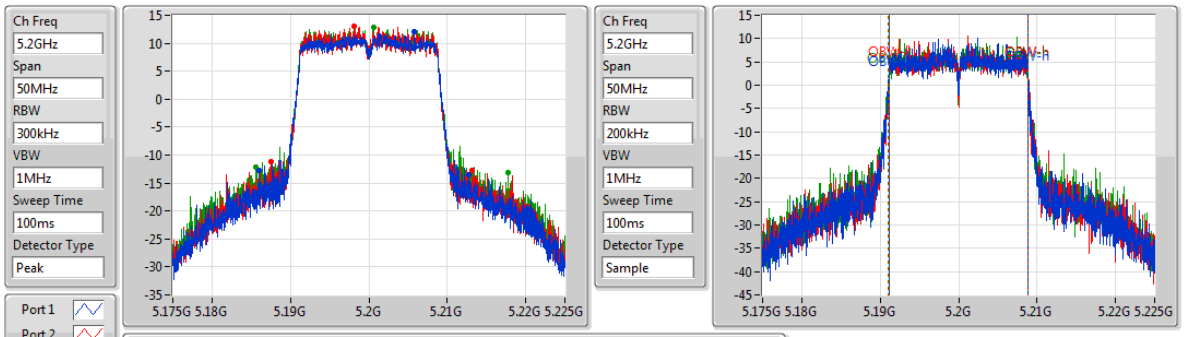

26dB(Hz)	Fl-26dB(Hz)	Fh-26dB(Hz)	OBW(Hz)	Fl-OBW(Hz)	Fh-OBW(Hz)	Limit(Hz)	Port
26.725M	5.18605G	5.212775G	17.766M	5.191104G	5.208871G	Inf	1
25.75M	5.187475G	5.213225G	17.716M	5.191129G	5.208846G	Inf	2
32.2M	5.185575G	5.217775G	17.791M	5.191079G	5.208871G	Inf	3

802.11ac VHT20_Nss1,(MCS0)_3TX EBW

5240MHz

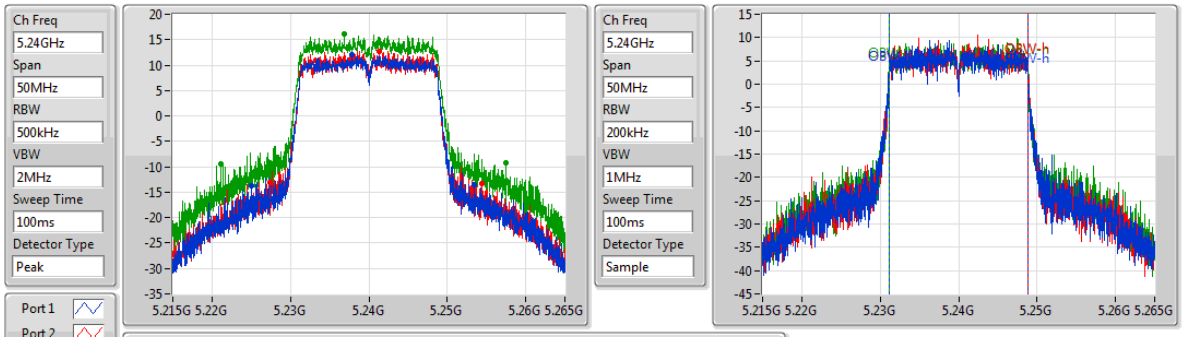

26dB(Hz)	Fl-26dB(Hz)	Fh-26dB(Hz)	OBW(Hz)	Fl-OBW(Hz)	Fh-OBW(Hz)	Limit(Hz)	Port
28.5M	5.225G	5.2535G	17.741M	5.231104G	5.248846G	Inf	1
27.075M	5.2274G	5.254475G	17.741M	5.231104G	5.248846G	Inf	2
36.325M	5.22115G	5.257475G	17.741M	5.231104G	5.248846G	Inf	3

802.11ac VHT20_Nss1,(MCS0)_3TX **EBW**

5745MHz

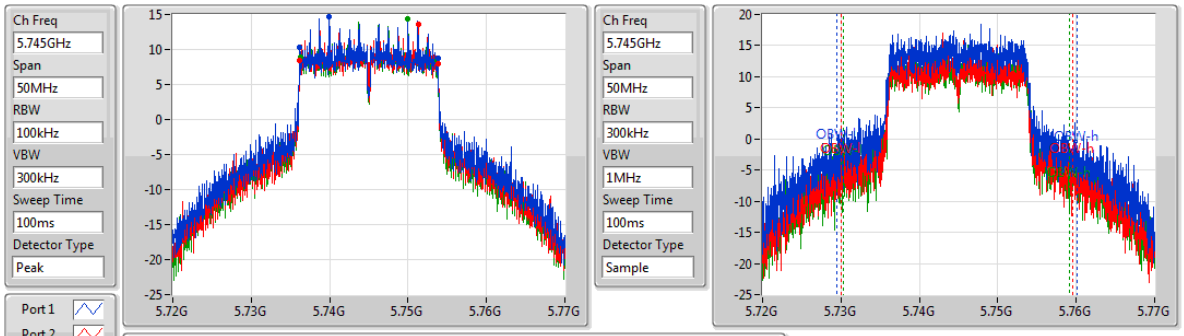

6dB(Hz)	Fl-6dB(Hz)	Fh-6dB(Hz)	OBW(Hz)	Fl-OBW(Hz)	Fh-OBW(Hz)	Limit(Hz)	Port
17.55M	5.736225G	5.753775G	30.71M	5.729433G	5.760142G	500k	1
17.6M	5.7362G	5.7538G	29.435M	5.730082G	5.759518G	500k	2
17.5M	5.73625G	5.75375G	28.786M	5.730307G	5.759093G	500k	3

802.11ac VHT20_Nss1,(MCS0)_3TX **EBW**

5785MHz

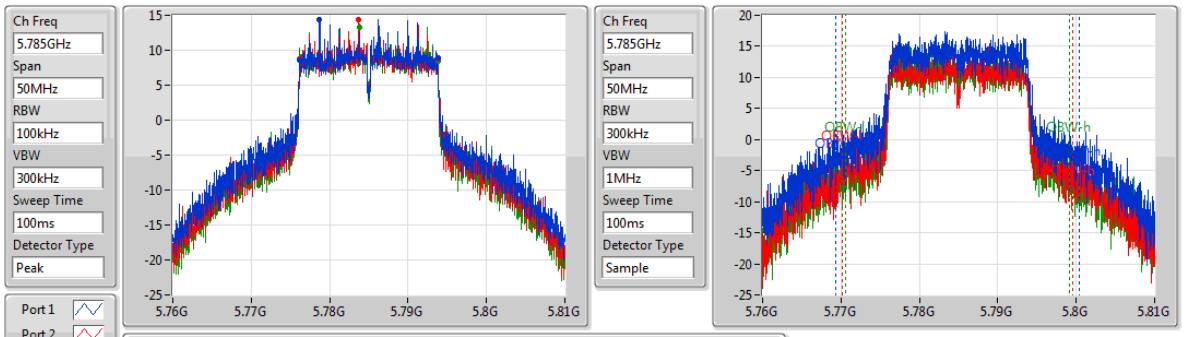

6dB(Hz)	Fl-6dB(Hz)	Fh-6dB(Hz)	OBW(Hz)	Fl-OBW(Hz)	Fh-OBW(Hz)	Limit(Hz)	Port
17.575M	5.7762G	5.793775G	31.059M	5.769308G	5.800367G	500k	1
17.575M	5.7762G	5.793775G	29.46M	5.770132G	5.799593G	500k	2
17.6M	5.7762G	5.7938G	28.536M	5.770632G	5.799168G	500k	3

802.11ac VHT20_Nss1,(MCS0)_3TX **EBW**

5825MHz

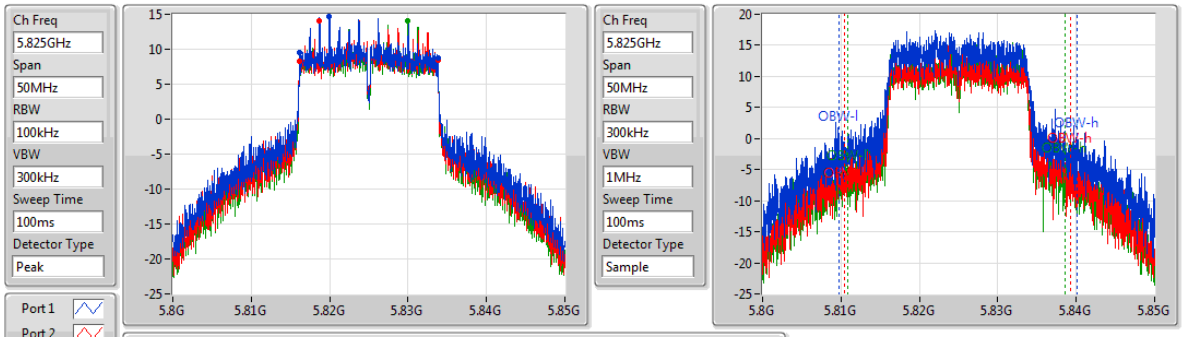

6dB(Hz)	Fl-6dB(Hz)	Fh-6dB(Hz)	OBW(Hz)	Fl-OBW(Hz)	Fh-OBW(Hz)	Limit(Hz)	Port
17.55M	5.816225G	5.833775G	30.335M	5.809708G	5.840042G	500k	1
17.575M	5.8162G	5.833775G	28.761M	5.810482G	5.839243G	500k	2
17.575M	5.8162G	5.833775G	27.636M	5.810932G	5.838568G	500k	3

802.11ac VHT40_Nss1,(MCS0)_3TX EBW

5190MHz

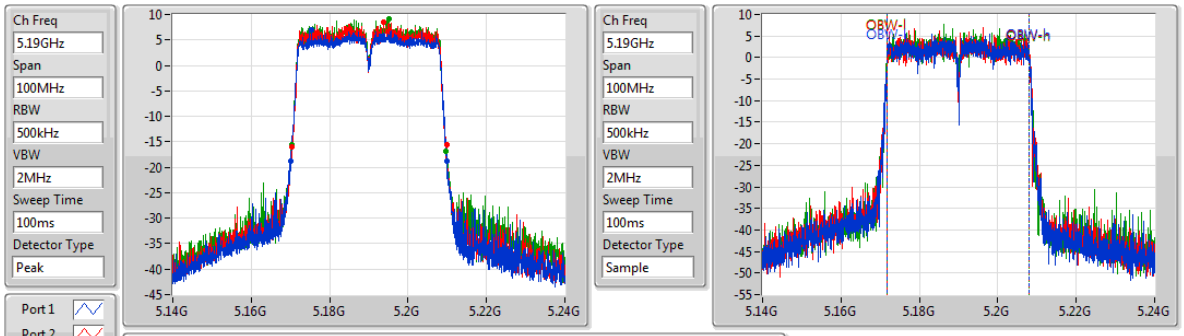

26dB(Hz)	Fl-26dB(Hz)	Fh-26dB(Hz)	OBW(Hz)	Fl-OBW(Hz)	Fh-OBW(Hz)	Limit(Hz)	Port
39.95M	5.17G	5.20995G	36.232M	5.171859G	5.208091G	Inf	1
39.45M	5.17035G	5.2098G	36.232M	5.171859G	5.208091G	Inf	2
39.5M	5.17025G	5.20975G	36.282M	5.171809G	5.208091G	Inf	3

802.11ac VHT40_Nss1,(MCS0)_3TX EBW

5230MHz

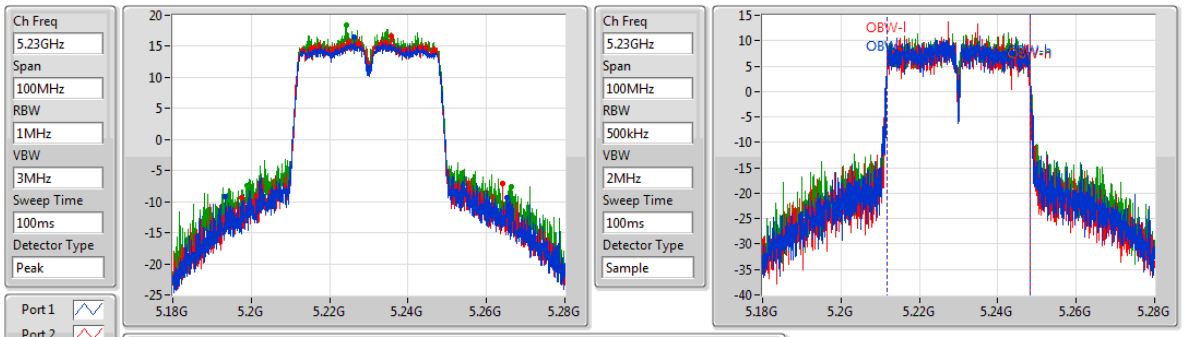

26dB(Hz)	Fl-26dB(Hz)	Fh-26dB(Hz)	OBW(Hz)	Fl-OBW(Hz)	Fh-OBW(Hz)	Limit(Hz)	Port
71.65M	5.1935G	5.26515G	36.332M	5.211809G	5.248141G	Inf	1
66.6M	5.19745G	5.26405G	36.382M	5.211759G	5.248141G	Inf	2
67.35M	5.1989G	5.26625G	36.432M	5.211759G	5.248191G	Inf	3

802.11ac VHT40_Nss1,(MCS0)_3TX EBW

5755MHz

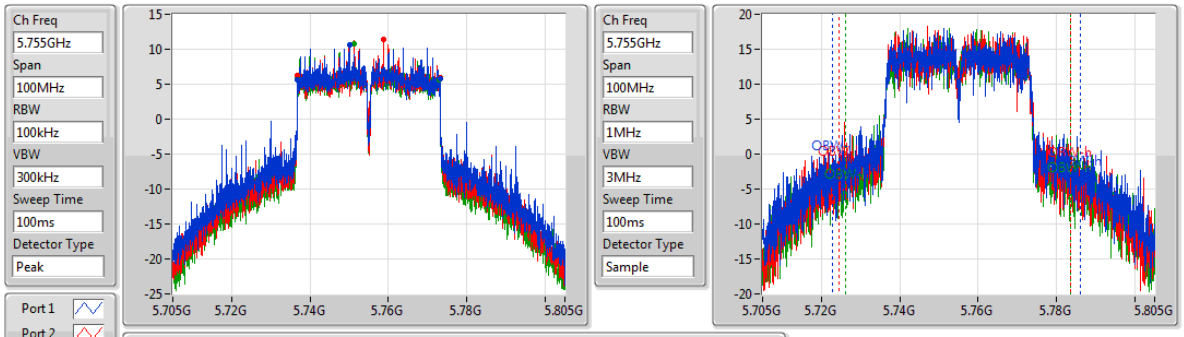

6dB(Hz)	Fl-6dB(Hz)	Fh-6dB(Hz)	OBW(Hz)	Fl-OBW(Hz)	Fh-OBW(Hz)	Limit(Hz)	Port
36.3M	5.73685G	5.77315G	63.218M	5.722866G	5.786084G	500k	1
36.3M	5.73685G	5.77315G	58.971M	5.724615G	5.783586G	500k	2
36.25M	5.73685G	5.7731G	57.171M	5.726264G	5.783436G	500k	3

802.11ac VHT40_Nss1,(MCS0)_3TX EBW

5795MHz

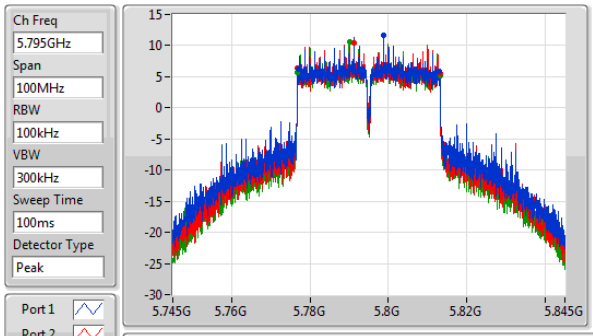

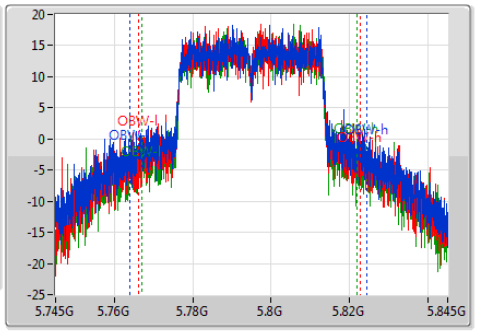

6dB(Hz)	Fl-6dB(Hz)	Fh-6dB(Hz)	OBW(Hz)	Fl-OBW(Hz)	Fh-OBW(Hz)	Limit(Hz)	Port
35.95M	5.77715G	5.8131G	60.67M	5.763816G	5.824485G	500k	1
36.3M	5.77685G	5.81315G	56.422M	5.766264G	5.822686G	500k	2
36.3M	5.77685G	5.81315G	54.723M	5.767064G	5.821787G	500k	3

802.11ac VHT80_Nss1,(MCS0)_3TX EBW

5210MHz

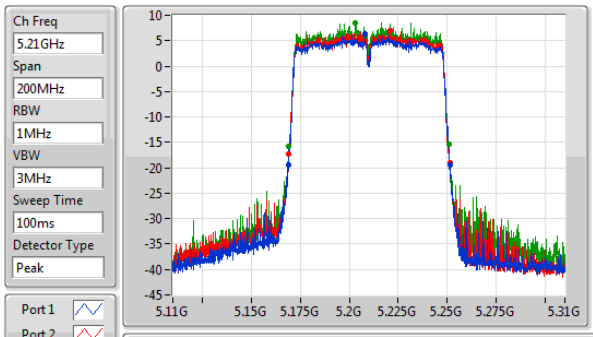

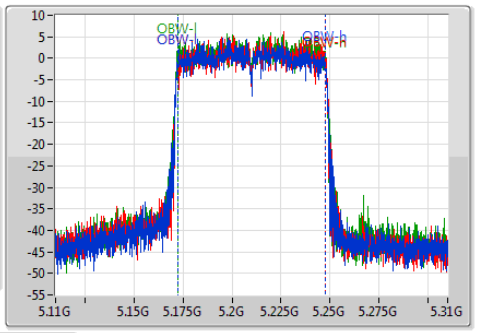

26dB(Hz)	Fl-26dB(Hz)	Fh-26dB(Hz)	OBW(Hz)	Fl-OBW(Hz)	Fh-OBW(Hz)	Limit(Hz)	Port
82.4M	5.1689G	5.2513G	75.562M	5.172119G	5.247681G	Inf	1
82.2M	5.1691G	5.2513G	75.562M	5.172219G	5.247781G	Inf	2
81.5M	5.1692G	5.2507G	75.562M	5.172119G	5.247681G	Inf	3

802.11ac VHT80_Nss1,(MCS0)_3TX EBW

5775MHz

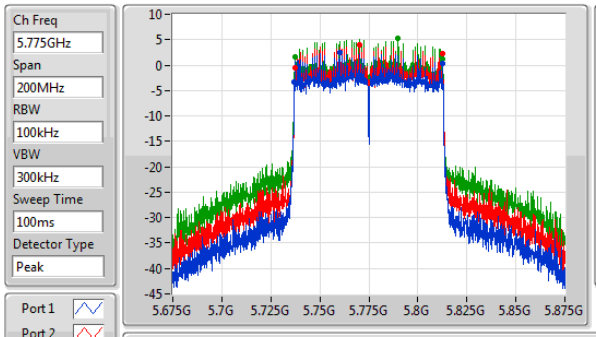

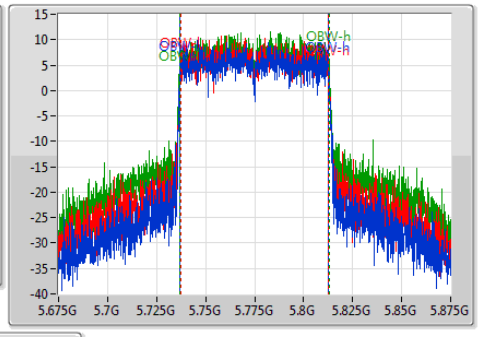

6dB(Hz)	Fl-6dB(Hz)	Fh-6dB(Hz)	OBW(Hz)	Fl-OBW(Hz)	Fh-OBW(Hz)	Limit(Hz)	Port
75.5M	5.7371G	5.8126G	75.862M	5.737019G	5.812881G	500k	1
75.1M	5.7374G	5.8125G	75.662M	5.737219G	5.812881G	500k	2
75.2M	5.7374G	5.8126G	76.162M	5.736819G	5.812981G	500k	3

Summary

Mode	Max-N dB (Hz)	Max-OBW (Hz)	ITU-Code	Min-N dB (Hz)	Min-OBW (Hz)
802.11ac VHT20-BF_Nss1,(MCS0)_3TX	-	-	-	-	-
5.15-5.25GHz	33M	17.816M	17M8D1D	20.65M	17.691M
5.725-5.85GHz	17.7M	18.841M	18M8D1D	17.525M	17.716M
802.11ac VHT40-BF_Nss1,(MCS0)_3TX	-	-	-	-	-
5.15-5.25GHz	73.95M	36.382M	36M4D1D	39.5M	36.132M
5.725-5.85GHz	36.35M	37.631M	37M6D1D	36M	36.382M
802.11ac VHT80-BF_Nss1,(MCS0)_3TX	-	-	-	-	-
5.15-5.25GHz	82.4M	75.662M	75M7D1D	80.6M	75.562M
5.725-5.85GHz	76.4M	77.761M	77M8D1D	75.1M	75.862M

Max-N dB = Maximum 6dB down bandwidth for 5.725-5.85GHz band / Maximum 26dB down bandwidth for other band;
Max-OBW = Maximum 99% occupied bandwidth;
Min-N dB = Minimum 6dB down bandwidth for 5.725-5.85GHz band / Maximum 26dB down bandwidth for other band;
Min-OBW = Minimum 99% occupied bandwidth;

Result

Mode	Result	Limit (Hz)	Port 1-N dB (Hz)	Port 1-OBW (Hz)	Port 2-N dB (Hz)	Port 2-OBW (Hz)	Port 3-N dB (Hz)	Port 3-OBW (Hz)
802.11ac VHT20-BF_Nss1,(MCS0)_3TX	-	-	-	-	-	-	-	-
5180MHz	Pass	Inf	20.65M	17.766M	22M	17.716M	24.55M	17.741M
5200MHz	Pass	Inf	29.625M	17.766M	26.5M	17.716M	27.875M	17.691M
5240MHz	Pass	Inf	21.625M	17.716M	24.7M	17.741M	33M	17.816M
5745MHz	Pass	500k	17.625M	17.916M	17.55M	18.241M	17.575M	18.841M
5785MHz	Pass	500k	17.7M	17.941M	17.55M	18.191M	17.525M	17.991M
5825MHz	Pass	500k	17.575M	17.716M	17.525M	18.066M	17.55M	17.966M
802.11ac VHT40-BF_Nss1,(MCS0)_3TX	-	-	-	-	-	-	-	-
5190MHz	Pass	Inf	39.6M	36.132M	39.5M	36.182M	39.55M	36.132M
5230MHz	Pass	Inf	55.75M	36.332M	73.95M	36.382M	63.3M	36.332M
5755MHz	Pass	500k	36.3M	36.432M	36M	37.531M	36.3M	37.631M
5795MHz	Pass	500k	36.35M	36.382M	36M	37.381M	36.35M	36.832M
802.11ac VHT80-BF_Nss1,(MCS0)_3TX	-	-	-	-	-	-	-	-
5210MHz	Pass	Inf	81.4M	75.662M	82.4M	75.562M	80.6M	75.662M
5775MHz	Pass	500k	75.1M	75.862M	75.7M	77.761M	76.4M	77.361M

Port X-N dB = Port **X** 6dB down bandwidth for 5.725-5.85GHz band / 26dB down bandwidth for other band
Port X-OBW = Port **X** 99% occupied bandwidth;

802.11ac VHT20-BF_Nss1,(MCS0)_3TX EBW

5180MHz

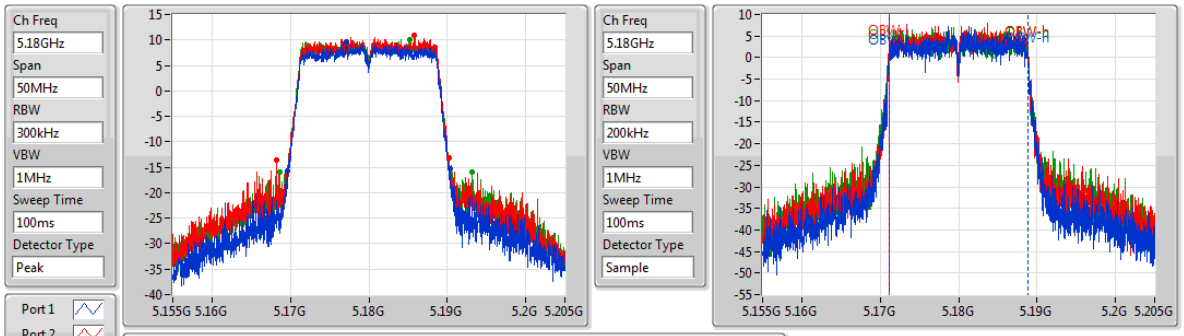

26dB(Hz)	Fl-26dB(Hz)	Fh-26dB(Hz)	OBW(Hz)	Fl-OBW(Hz)	Fh-OBW(Hz)	Limit(Hz)	Port
20.65M	5.169675G	5.190325G	17.766M	5.171104G	5.188871G	Inf	1
22M	5.168275G	5.190275G	17.716M	5.171129G	5.188846G	Inf	2
24.55M	5.168675G	5.193225G	17.741M	5.171104G	5.188846G	Inf	3

802.11ac VHT20-BF_Nss1,(MCS0)_3TX EBW

5200MHz

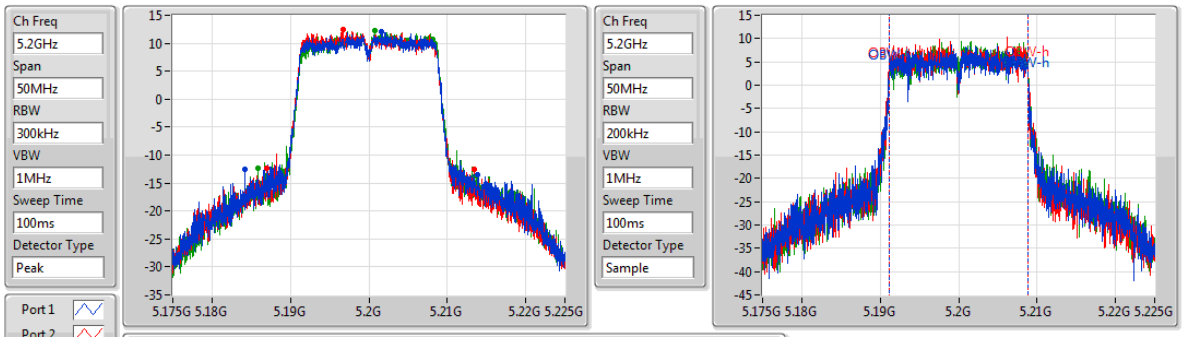

26dB(Hz)	Fl-26dB(Hz)	Fh-26dB(Hz)	OBW(Hz)	Fl-OBW(Hz)	Fh-OBW(Hz)	Limit(Hz)	Port
29.625M	5.184225G	5.21385G	17.766M	5.191104G	5.208871G	Inf	1
26.5M	5.186975G	5.213475G	17.716M	5.191104G	5.208821G	Inf	2
27.875M	5.18585G	5.213725G	17.691M	5.191179G	5.208871G	Inf	3

802.11ac VHT20-BF_Nss1,(MCS0)_3TX EBW

5240MHz

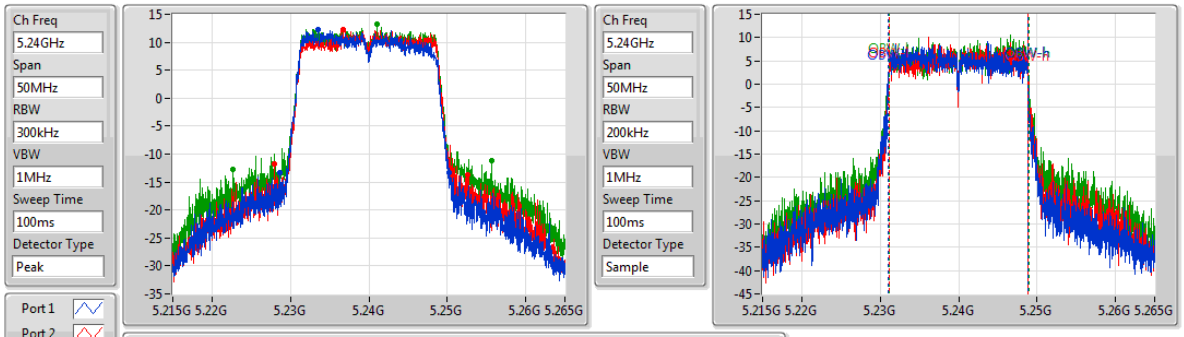

26dB(Hz)	Fl-26dB(Hz)	Fh-26dB(Hz)	OBW(Hz)	Fl-OBW(Hz)	Fh-OBW(Hz)	Limit(Hz)	Port
21.625M	5.228625G	5.25025G	17.716M	5.231079G	5.248796G	Inf	1
24.7M	5.227925G	5.252625G	17.741M	5.231129G	5.248871G	Inf	2
33M	5.2227G	5.2557G	17.816M	5.231104G	5.248921G	Inf	3

802.11ac VHT20-BF_Nss1,(MCS0)_3TX **EBW**

5745MHz

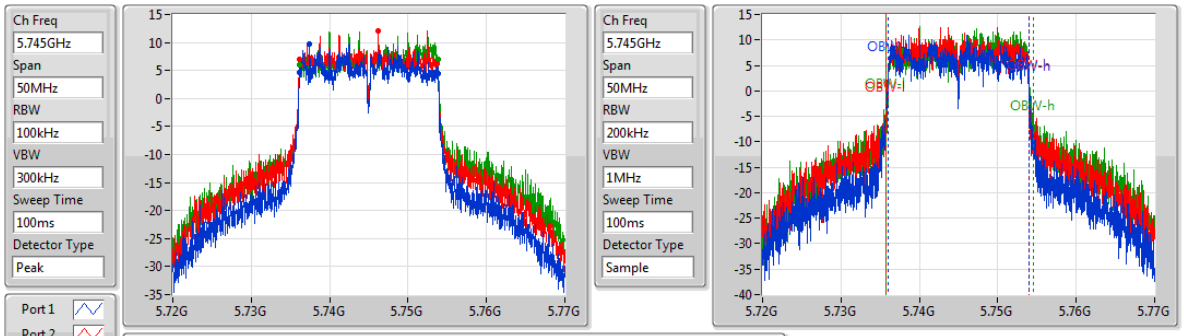

6dB(Hz)	Fl-6dB(Hz)	Fh-6dB(Hz)	OBW(Hz)	Fl-OBW(Hz)	Fh-OBW(Hz)	Limit(Hz)	Port
17.625M	5.736175G	5.7538G	17.916M	5.736004G	5.753921G	500k	1
17.55M	5.7362G	5.75375G	18.241M	5.735755G	5.753996G	500k	2
17.575M	5.736225G	5.7538G	18.841M	5.73573G	5.75457G	500k	3

802.11ac VHT20-BF_Nss1,(MCS0)_3TX **EBW**

5785MHz

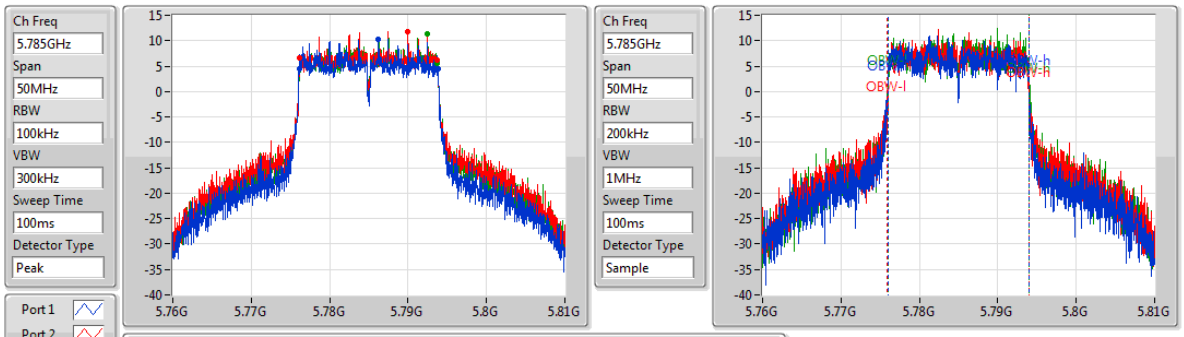

6dB(Hz)	Fl-6dB(Hz)	Fh-6dB(Hz)	OBW(Hz)	Fl-OBW(Hz)	Fh-OBW(Hz)	Limit(Hz)	Port
17.7M	5.7761G	5.7938G	17.941M	5.77598G	5.793921G	500k	1
17.55M	5.7762G	5.79375G	18.191M	5.77583G	5.79402G	500k	2
17.525M	5.776225G	5.79375G	17.991M	5.77598G	5.793971G	500k	3

802.11ac VHT20-BF_Nss1,(MCS0)_3TX **EBW**

5825MHz

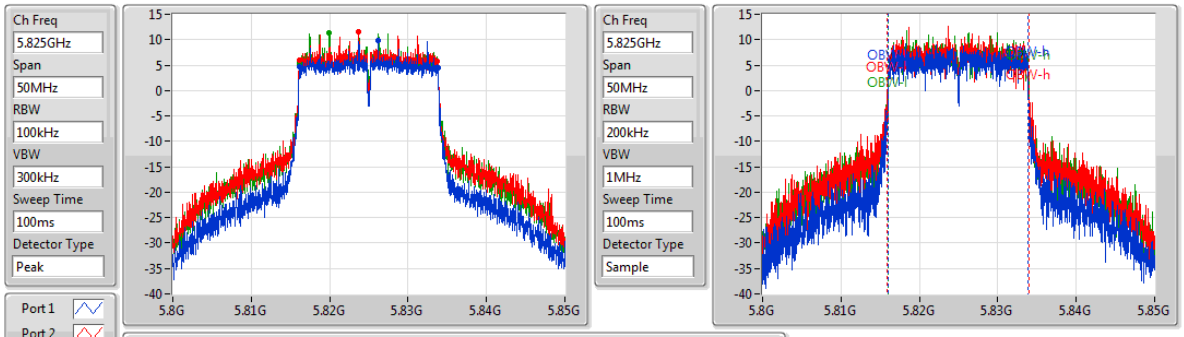

6dB(Hz)	Fl-6dB(Hz)	Fh-6dB(Hz)	OBW(Hz)	Fl-OBW(Hz)	Fh-OBW(Hz)	Limit(Hz)	Port
17.575M	5.8162G	5.833775G	17.716M	5.816079G	5.833796G	500k	1
17.525M	5.8162G	5.833725G	18.066M	5.81588G	5.833946G	500k	2
17.55M	5.8162G	5.83375G	17.966M	5.81598G	5.833946G	500k	3

802.11ac VHT40-BF_Nss1,(MCS0)_3TX EBW

5190MHz

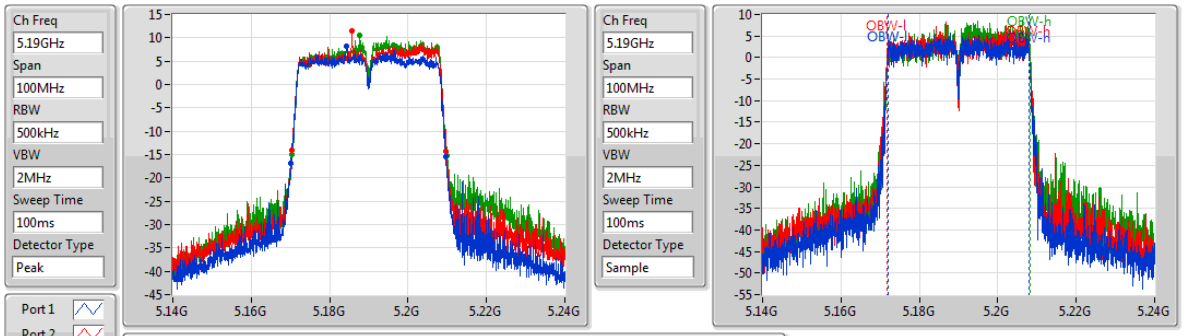

26dB(Hz)	Fl-26dB(Hz)	Fh-26dB(Hz)	OBW(Hz)	Fl-OBW(Hz)	Fh-OBW(Hz)	Limit(Hz)	Port
39.6M	5.17015G	5.20975G	36.132M	5.171909G	5.208041G	Inf	1
39.5M	5.17025G	5.20975G	36.182M	5.171859G	5.208041G	Inf	2
39.55M	5.17045G	5.21G	36.132M	5.172009G	5.208141G	Inf	3

802.11ac VHT40-BF_Nss1,(MCS0)_3TX EBW

5230MHz

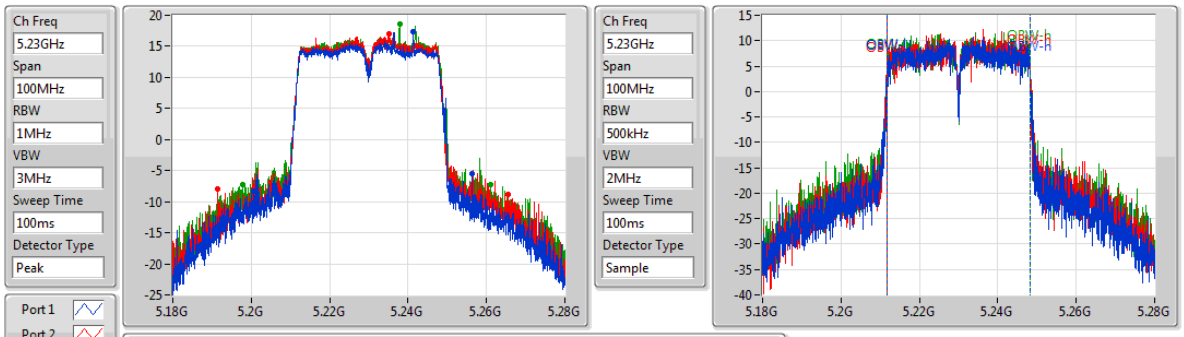

26dB(Hz)	Fl-26dB(Hz)	Fh-26dB(Hz)	OBW(Hz)	Fl-OBW(Hz)	Fh-OBW(Hz)	Limit(Hz)	Port
55.75M	5.2006G	5.25635G	36.332M	5.211809G	5.248141G	Inf	1
73.95M	5.19155G	5.2655G	36.382M	5.211809G	5.248191G	Inf	2
63.3M	5.1977G	5.261G	36.332M	5.211809G	5.248141G	Inf	3

802.11ac VHT40-BF_Nss1,(MCS0)_3TX EBW

5755MHz

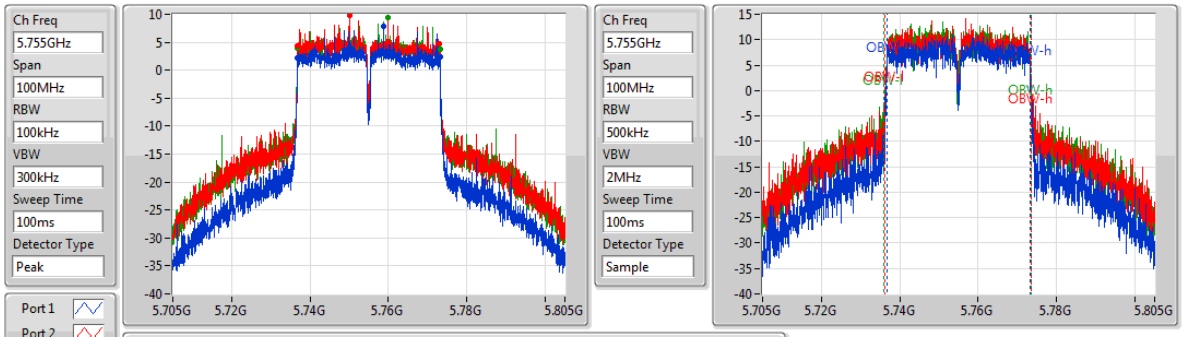

6dB(Hz)	Fl-6dB(Hz)	Fh-6dB(Hz)	OBW(Hz)	Fl-OBW(Hz)	Fh-OBW(Hz)	Limit(Hz)	Port
36.3M	5.73685G	5.77315G	36.432M	5.736759G	5.773191G	500k	1
36M	5.73685G	5.77285G	37.531M	5.736109G	5.773641G	500k	2
36.3M	5.73685G	5.77315G	37.631M	5.73586G	5.773491G	500k	3

802.11ac VHT40-BF_Nss1,(MCS0)_3TX EBW

5795MHz

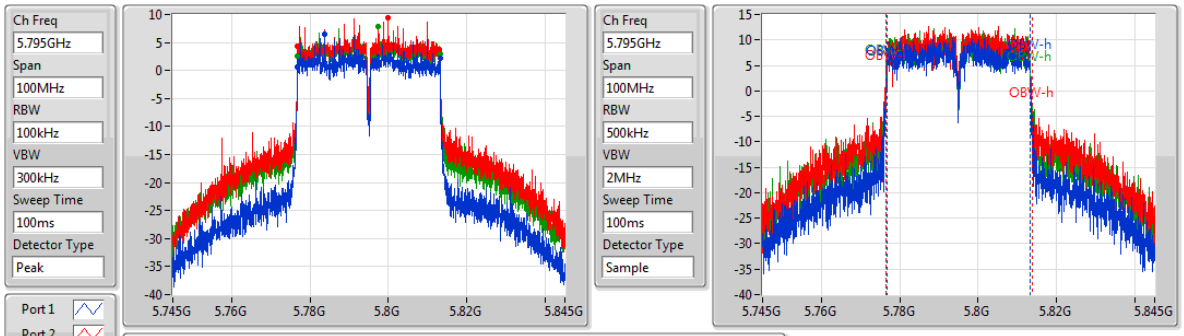

6dB(Hz)	Fl-6dB(Hz)	Fh-6dB(Hz)	OBW(Hz)	Fl-OBW(Hz)	Fh-OBW(Hz)	Limit(Hz)	Port
36.35M	5.7768G	5.81315G	36.382M	5.776759G	5.813141G	500k	1
36M	5.77685G	5.81285G	37.381M	5.776359G	5.813741G	500k	2
36.35M	5.7768G	5.81315G	36.832M	5.776509G	5.813341G	500k	3

802.11ac VHT80-BF_Nss1,(MCS0)_3TX EBW

5210MHz

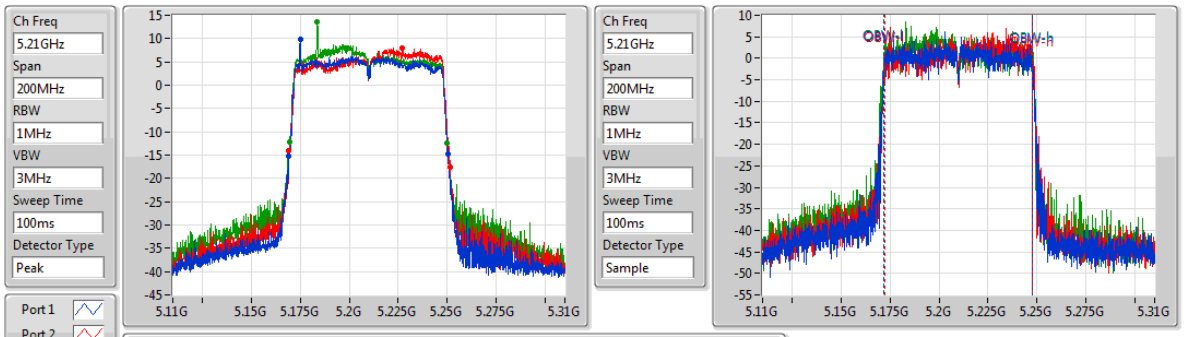

26dB(Hz)	Fl-26dB(Hz)	Fh-26dB(Hz)	OBW(Hz)	Fl-OBW(Hz)	Fh-OBW(Hz)	Limit(Hz)	Port
81.4M	5.1692G	5.2506G	75.662M	5.172019G	5.247681G	Inf	1
82.4M	5.1692G	5.2516G	75.562M	5.172319G	5.247881G	Inf	2
80.6M	5.1695G	5.2501G	75.662M	5.172019G	5.247681G	Inf	3

802.11ac VHT80-BF_Nss1,(MCS0)_3TX EBW

5775MHz

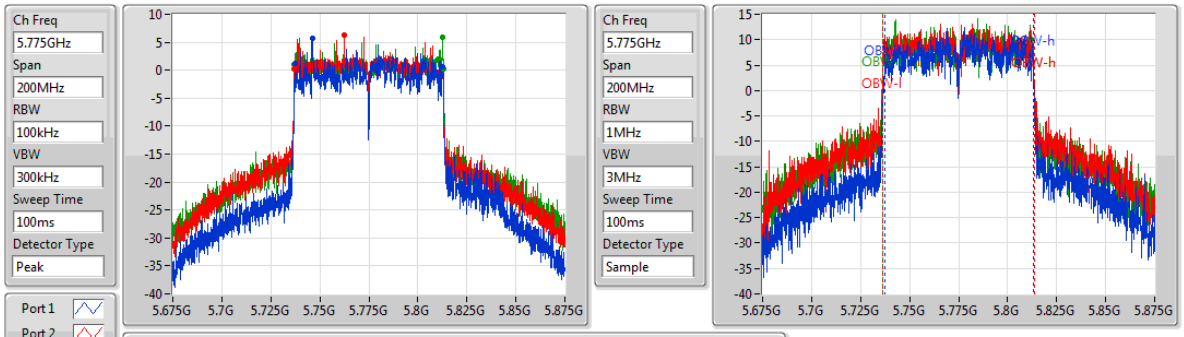

6dB(Hz)	Fl-6dB(Hz)	Fh-6dB(Hz)	OBW(Hz)	Fl-OBW(Hz)	Fh-OBW(Hz)	Limit(Hz)	Port
75.1M	5.7374G	5.8125G	75.862M	5.737219G	5.813081G	500k	1
75.7M	5.7368G	5.8125G	77.761M	5.736119G	5.813881G	500k	2
76.4M	5.7368G	5.8132G	77.361M	5.736119G	5.813481G	500k	3

Summary

Mode	Total Power (dBm)	Total Power (W)	EIRP (dBm)	EIRP (W)
802.11a_Nss1,(6Mbps)_3TX	-	-	-	-
5.15-5.25GHz	25.54	0.35810	30.73	1.18304
5.725-5.85GHz	29.48	0.88716	34.04	2.53513
802.11ac VHT20_Nss1,(MCS0)_3TX	-	-	-	-
5.15-5.25GHz	25.75	0.37584	30.94	1.24165
5.725-5.85GHz	29.55	0.90157	34.11	2.57632
802.11ac VHT40_Nss1,(MCS0)_3TX	-	-	-	-
5.15-5.25GHz	26.25	0.42170	31.44	1.39316
5.725-5.85GHz	29.43	0.87700	33.99	2.50611
802.11ac VHT80_Nss1,(MCS0)_3TX	-	-	-	-
5.15-5.25GHz	19.68	0.09290	24.87	0.30690
5.725-5.85GHz	25.23	0.33343	29.79	0.95280

Result

Mode	Result	DG (dBi)	Port 1 (dBm)	Port 2 (dBm)	Port 3 (dBm)	Total Power (dBm)	Power Limit (dBm)	EIRP (dBm)	EIRP Limit (dBm)
802.11a_Nss1,(6Mbps)_3TX	-	-	-	-	-	-	-	-	-
5180MHz	Pass	5.19	18.57	18.57	19.38	23.63	30.00	28.82	36.00
5200MHz	Pass	5.19	20.59	20.56	21.14	25.54	30.00	30.73	36.00
5240MHz	Pass	5.19	20.38	20.49	20.91	25.37	30.00	30.56	36.00
5745MHz	Pass	4.56	24.88	24.64	24.59	29.48	30.00	34.04	36.00
5785MHz	Pass	4.56	24.65	24.49	24.44	29.30	30.00	33.86	36.00
5825MHz	Pass	4.56	24.78	24.54	24.43	29.36	30.00	33.92	36.00
802.11ac VHT20_Nss1,(MCS0)_3TX	-	-	-	-	-	-	-	-	-
5180MHz	Pass	5.19	19.02	18.95	19.70	24.01	30.00	29.20	36.00
5200MHz	Pass	5.19	20.79	20.89	21.25	25.75	30.00	30.94	36.00
5240MHz	Pass	5.19	20.66	20.79	21.27	25.69	30.00	30.88	36.00
5745MHz	Pass	4.56	24.94	24.67	24.71	29.55	30.00	34.11	36.00
5785MHz	Pass	4.56	24.86	24.74	24.69	29.53	30.00	34.09	36.00
5825MHz	Pass	4.56	24.93	24.71	24.59	29.52	30.00	34.08	36.00
802.11ac VHT40_Nss1,(MCS0)_3TX	-	-	-	-	-	-	-	-	-
5190MHz	Pass	5.19	16.06	16.33	16.87	21.20	30.00	26.39	36.00
5230MHz	Pass	5.19	21.23	21.36	21.83	26.25	30.00	31.44	36.00
5755MHz	Pass	4.56	24.83	24.60	24.55	29.43	30.00	33.99	36.00
5795MHz	Pass	4.56	24.67	24.48	24.38	29.29	30.00	33.85	36.00
802.11ac VHT80_Nss1,(MCS0)_3TX	-	-	-	-	-	-	-	-	-
5210MHz	Pass	5.19	14.33	14.85	15.48	19.68	30.00	24.87	36.00
5775MHz	Pass	4.56	19.21	20.46	21.43	25.23	30.00	29.79	36.00

DG = Directional Gain;**Port X** = Port X output power

Summary

Mode	Total Power (dBm)	Total Power (W)	EIRP (dBm)	EIRP (W)
802.11ac VHT20-BF_Nss1,(MCS0)_3TX	-	-	-	-
5.15-5.25GHz	25.10	0.32359	35.06	3.20627
5.725-5.85GHz	26.60	0.45709	35.93	3.91742
802.11ac VHT40-BF_Nss1,(MCS0)_3TX	-	-	-	-
5.15-5.25GHz	26.01	0.39902	35.97	3.95367
5.725-5.85GHz	26.61	0.45814	35.94	3.92645
802.11ac VHT80-BF_Nss1,(MCS0)_3TX	-	-	-	-
5.15-5.25GHz	19.92	0.09817	29.88	0.97275
5.725-5.85GHz	26.56	0.45290	35.89	3.88150

Result

Mode	Result	DG (dBi)	Port 1 (dBm)	Port 2 (dBm)	Port 3 (dBm)	Total Power (dBm)	Power Limit (dBm)	EIRP (dBm)	EIRP Limit (dBm)
802.11ac VHT20-BF_Nss1,(MCS0)_3TX	-	-	-	-	-	-	-	-	-
5180MHz	Pass	9.96	17.94	19.12	19.32	23.61	26.04	33.57	36.00
5200MHz	Pass	9.96	19.84	20.84	20.24	25.10	26.04	35.06	36.00
5240MHz	Pass	9.96	19.37	19.80	19.45	24.32	26.04	34.28	36.00
5745MHz	Pass	9.33	21.21	21.98	22.23.	26.60	26.67	35.93	36.00
5785MHz	Pass	9.33	21.16	21.62	22.35	26.51	26.67	35.84	36.00
5825MHz	Pass	9.33	21.24	21.76	21.97	26.44	26.67	35.77	36.00
802.11ac VHT40-BF_Nss1,(MCS0)_3TX	-	-	-	-	-	-	-	-	-
5190MHz	Pass	9.96	14.66	14.47	15.32	19.60	26.04	29.57	36.00
5230MHz	Pass	9.96	20.19	21.31	22.02	26.01	26.04	35.97	36.00
5755MHz	Pass	9.33	20.88	22.02	22.43	26.60	26.67	35.93	36.00
5795MHz	Pass	9.33	21.24	21.98	22.23	26.61	26.67	35.94	36.00
802.11ac VHT80-BF_Nss1,(MCS0)_3TX	-	-	-	-	-	-	-	-	-
5210MHz	Pass	9.96	14.74	14.93	15.72	19.92	26.04	29.88	36.00
5775MHz	Pass	9.33	21.13	22.46	21.66	26.56	26.67	35.89	36.00

DG = Directional Gain;**Port X** = Port X output power

Summary

Mode	PD (dBm/RBW)	EIRP PD (dBm/RBW)
802.11a_Nss1,(6Mbps)_3TX	-	-
5.15-5.25GHz	13.02	22.98
5.725-5.85GHz	15.16	24.49
802.11ac VHT20_Nss1,(MCS0)_3TX	-	-
5.15-5.25GHz	12.98	22.94
5.725-5.85GHz	15.19	24.52
802.11ac VHT40_Nss1,(MCS0)_3TX	-	-
5.15-5.25GHz	11.04	21.00
5.725-5.85GHz	12.34	21.67
802.11ac VHT80_Nss1,(MCS0)_3TX	-	-
5.15-5.25GHz	1.81	11.77
5.725-5.85GHz	6.12	15.45

RBW = 500kHz for 5.725-5.85GHz band / 1MHz for other band;

Result

Mode	Result	DG (dBi)	Port 1 (dBm/RBW)	Port 2 (dBm/RBW)	Port 3 (dBm/RBW)	PD (dBm/RBW)	PD Limit (dBm/RBW)	EIRP PD (dBm/RBW)	EIRP PD Limit (dBm/RBW)
802.11a_Nss1,(6Mbps)_3TX	-	-	-	-	-	-	-	-	-
5180MHz	Pass	9.96	5.85	5.89	6.54	10.86	13.04	20.82	Inf
5200MHz	Pass	9.96	8.12	8.04	8.54	13.01	13.04	22.97	Inf
5240MHz	Pass	9.96	8.11	8.13	8.50	13.02	13.04	22.98	Inf
5745MHz	Pass	9.33	10.63	10.38	10.34	15.16	26.67	24.49	Inf
5785MHz	Pass	9.33	10.49	10.36	10.28	15.09	26.67	24.43	Inf
5825MHz	Pass	9.33	10.49	10.30	10.15	15.02	26.67	24.35	Inf
802.11ac VHT20_Nss1,(MCS0)_3TX	-	-	-	-	-	-	-	-	-
5180MHz	Pass	9.96	6.27	6.47	6.93	11.32	13.04	21.28	Inf
5200MHz	Pass	9.96	8.05	8.06	8.44	12.93	13.04	22.89	Inf
5240MHz	Pass	9.96	7.97	8.17	8.53	12.98	13.04	22.94	Inf
5745MHz	Pass	9.33	10.51	10.34	10.25	15.12	26.67	24.45	Inf
5785MHz	Pass	9.33	10.53	10.48	10.32	15.19	26.67	24.52	Inf
5825MHz	Pass	9.33	10.50	10.37	10.18	15.09	26.67	24.42	Inf
802.11ac VHT40_Nss1,(MCS0)_3TX	-	-	-	-	-	-	-	-	-
5190MHz	Pass	9.96	0.83	0.90	1.40	5.79	13.04	15.75	Inf
5230MHz	Pass	9.96	6.04	6.08	6.71	11.04	13.04	21.00	Inf
5755MHz	Pass	9.33	7.83	7.57	7.43	12.34	26.67	21.67	Inf
5795MHz	Pass	9.33	7.69	7.59	7.38	12.26	26.67	21.59	Inf
802.11ac VHT80_Nss1,(MCS0)_3TX	-	-	-	-	-	-	-	-	-
5210MHz	Pass	9.96	-3.40	-2.96	-2.39	1.81	13.04	11.77	Inf
5775MHz	Pass	9.33	0.22	1.27	2.32	6.12	26.67	15.45	Inf

DG = Directional Gain; **RBW** = 500kHz for 5.725-5.85GHz band / 1MHz for other band;
PD = trace bin-by-bin of each transmits port summing can be performed maximum power density; **Port X** = Port Xpower density;

802.11a_Nss1,(6Mbps)_3TX PSD

5180MHz

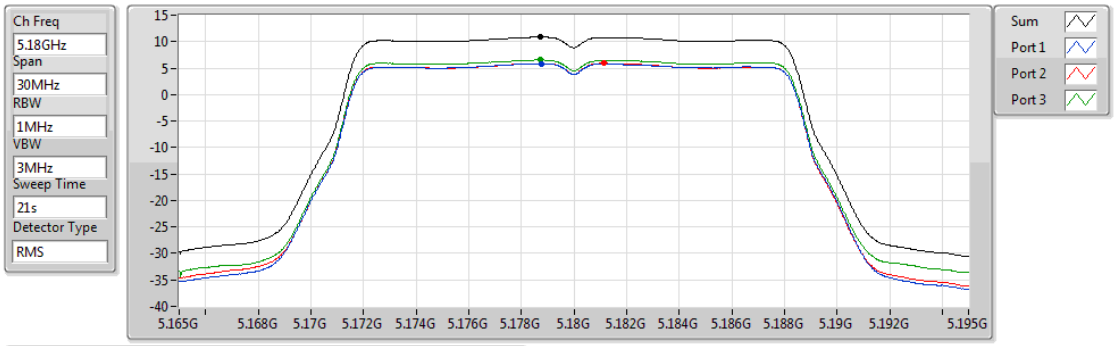

Sum	PD	Port 1	Port 2	Port 3
(dBm/RBW)	(dBm/RBW)	(dBm/RBW)	(dBm/RBW)	(dBm/RBW)
10.86	10.86	5.85	5.89	6.54

802.11a_Nss1,(6Mbps)_3TX PSD

5200MHz

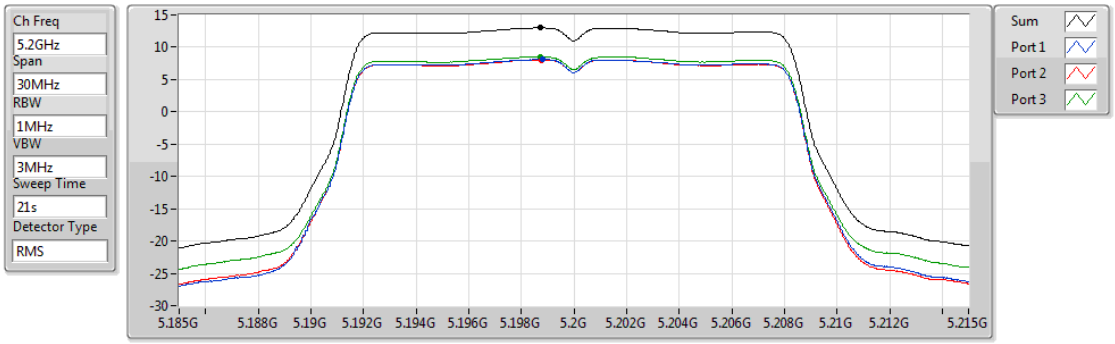

Sum	PD	Port 1	Port 2	Port 3
(dBm/RBW)	(dBm/RBW)	(dBm/RBW)	(dBm/RBW)	(dBm/RBW)
13.01	13.01	8.12	8.04	8.54

802.11a_Nss1,(6Mbps)_3TX PSD

5240MHz

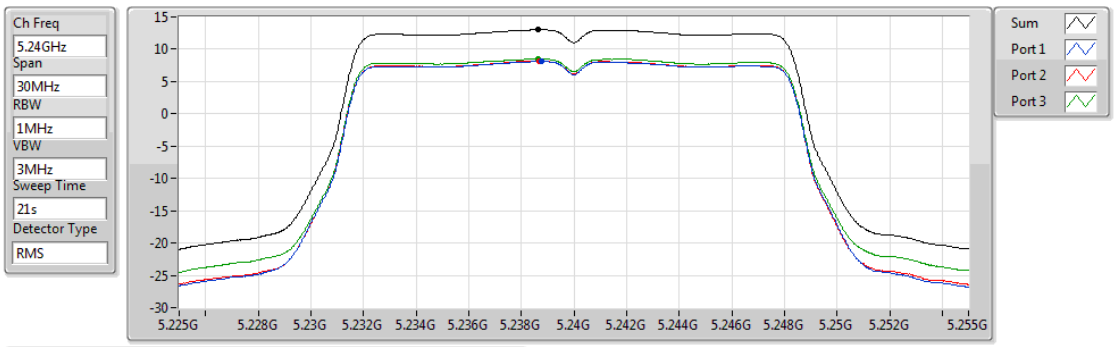

Sum	PD	Port 1	Port 2	Port 3
(dBm/RBW)	(dBm/RBW)	(dBm/RBW)	(dBm/RBW)	(dBm/RBW)
13.02	13.02	8.11	8.13	8.50

802.11a_Nss1,(6Mbps)_3TX PSD

5745MHz

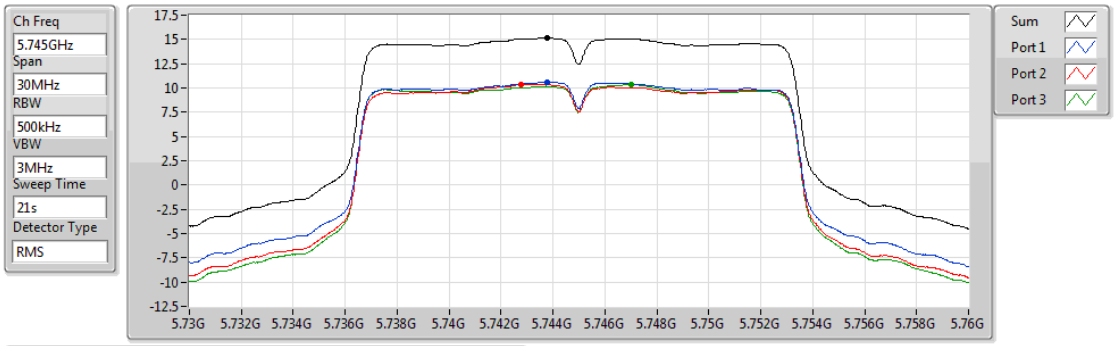

Sum	PD	Port 1	Port 2	Port 3
(dBm/RBW)	(dBm/RBW)	(dBm/RBW)	(dBm/RBW)	(dBm/RBW)
15.16	15.16	10.63	10.38	10.34

802.11a_Nss1,(6Mbps)_3TX PSD

5785MHz

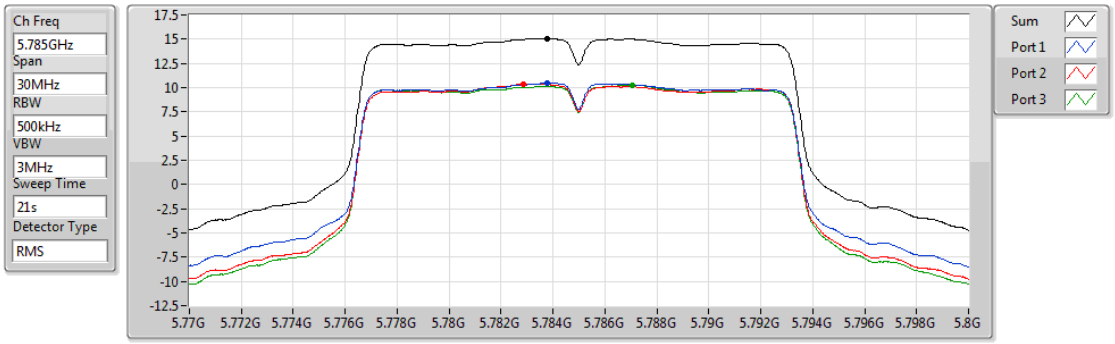

Sum	PD	Port 1	Port 2	Port 3
(dBm/RBW)	(dBm/RBW)	(dBm/RBW)	(dBm/RBW)	(dBm/RBW)
15.09	15.09	10.49	10.36	10.28

802.11a_Nss1,(6Mbps)_3TX PSD

5825MHz

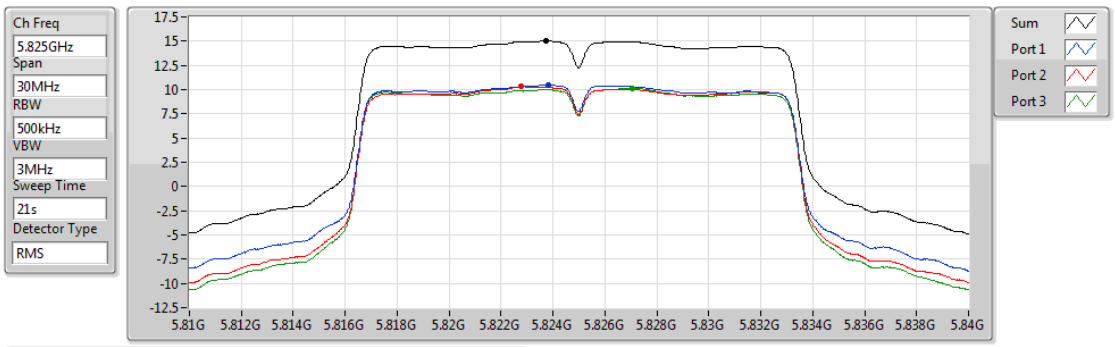

Sum	PD	Port 1	Port 2	Port 3
(dBm/RBW)	(dBm/RBW)	(dBm/RBW)	(dBm/RBW)	(dBm/RBW)
15.02	15.02	10.49	10.30	10.15

802.11ac VHT20_Nss1,(MCS0)_3TX PSD

5180MHz

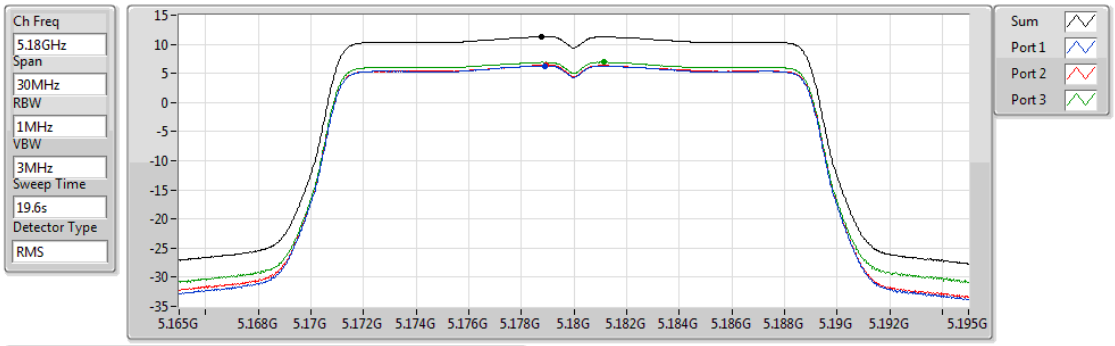

Sum	PD	Port 1	Port 2	Port 3
(dBm/RBW)	(dBm/RBW)	(dBm/RBW)	(dBm/RBW)	(dBm/RBW)
11.32	11.32	6.27	6.47	6.93

802.11ac VHT20_Nss1,(MCS0)_3TX PSD

5200MHz

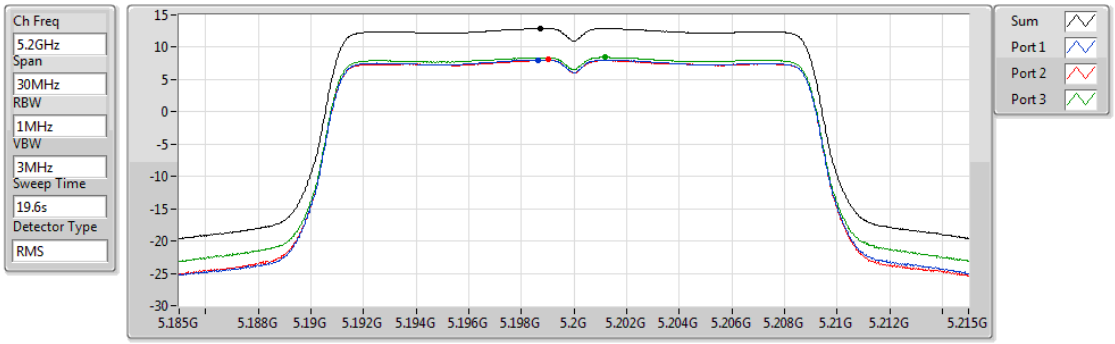

Sum	PD	Port 1	Port 2	Port 3
(dBm/RBW)	(dBm/RBW)	(dBm/RBW)	(dBm/RBW)	(dBm/RBW)
12.93	12.93	8.05	8.06	8.44

802.11ac VHT20_Nss1,(MCS0)_3TX PSD

5240MHz

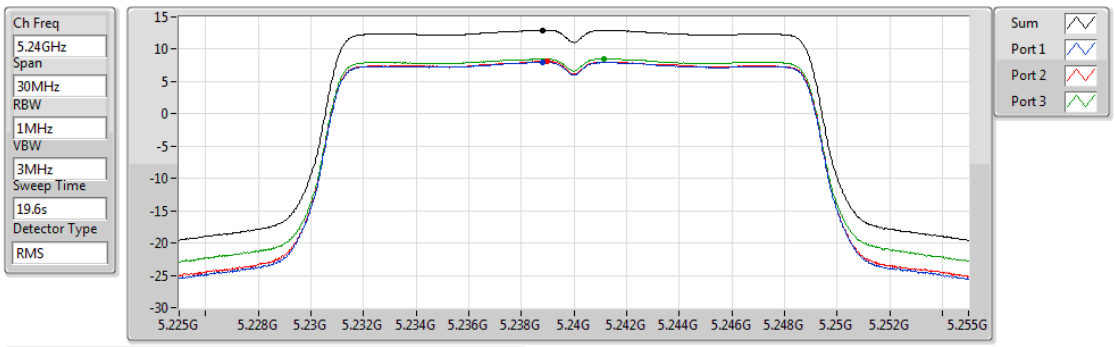

Sum	PD	Port 1	Port 2	Port 3
(dBm/RBW)	(dBm/RBW)	(dBm/RBW)	(dBm/RBW)	(dBm/RBW)
12.98	12.98	7.97	8.17	8.53

802.11ac VHT20_Nss1,(MCS0)_3TX PSD

5745MHz

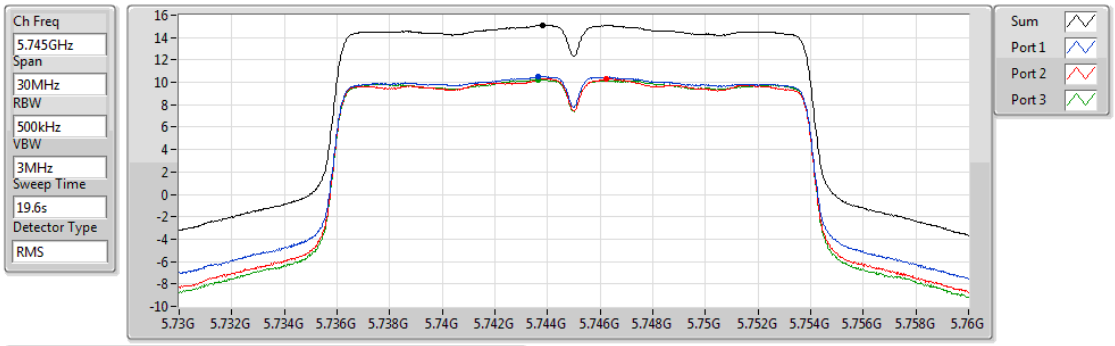

Sum	PD	Port 1	Port 2	Port 3
(dBm/RBW)	(dBm/RBW)	(dBm/RBW)	(dBm/RBW)	(dBm/RBW)
15.12	15.12	10.51	10.34	10.25

802.11ac VHT20_Nss1,(MCS0)_3TX PSD

5785MHz

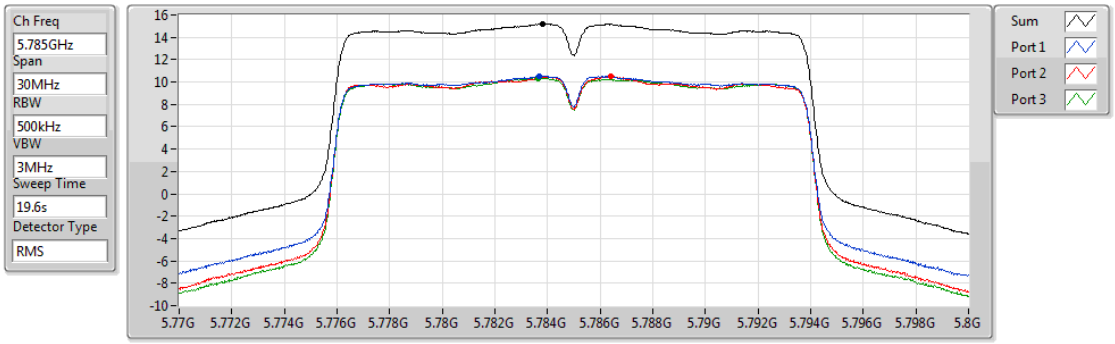

Sum	PD	Port 1	Port 2	Port 3
(dBm/RBW)	(dBm/RBW)	(dBm/RBW)	(dBm/RBW)	(dBm/RBW)
15.19	15.19	10.53	10.48	10.32

802.11ac VHT20_Nss1,(MCS0)_3TX PSD

5825MHz

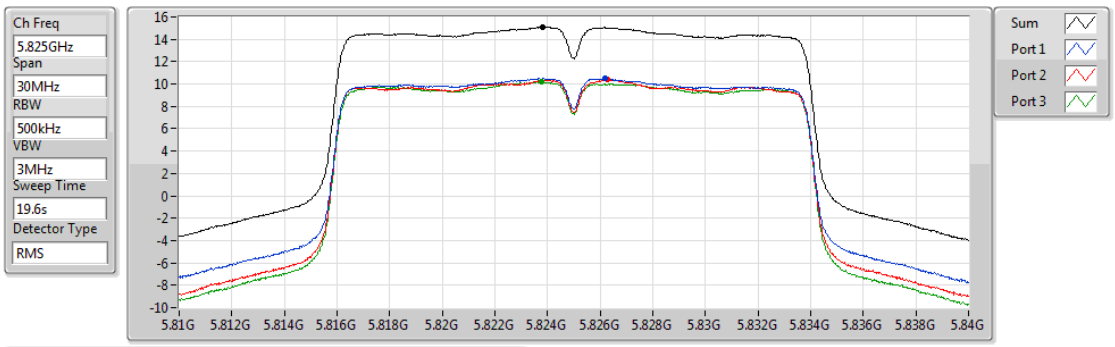

Sum	PD	Port 1	Port 2	Port 3
(dBm/RBW)	(dBm/RBW)	(dBm/RBW)	(dBm/RBW)	(dBm/RBW)
15.09	15.09	10.50	10.37	10.18

802.11ac VHT40_Nss1,(MCS0)_3TX PSD

5190MHz

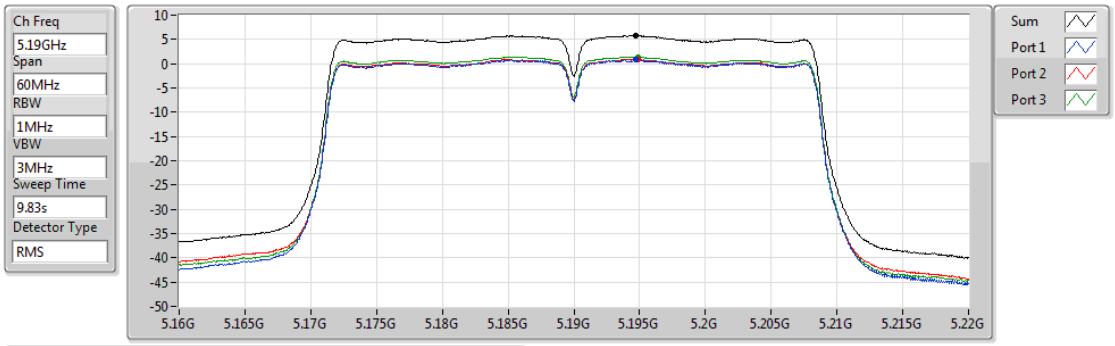

Sum	PD	Port 1	Port 2	Port 3
(dBm/RBW)	(dBm/RBW)	(dBm/RBW)	(dBm/RBW)	(dBm/RBW)
5.79	5.79	0.83	0.90	1.40

802.11ac VHT40_Nss1,(MCS0)_3TX PSD

5230MHz

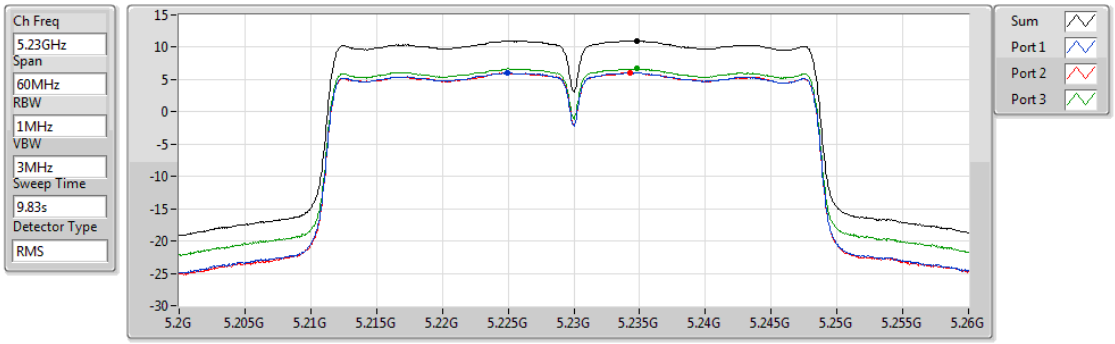

Sum	PD	Port 1	Port 2	Port 3
(dBm/RBW)	(dBm/RBW)	(dBm/RBW)	(dBm/RBW)	(dBm/RBW)
11.04	11.04	6.04	6.08	6.71

802.11ac VHT40_Nss1,(MCS0)_3TX PSD

5755MHz

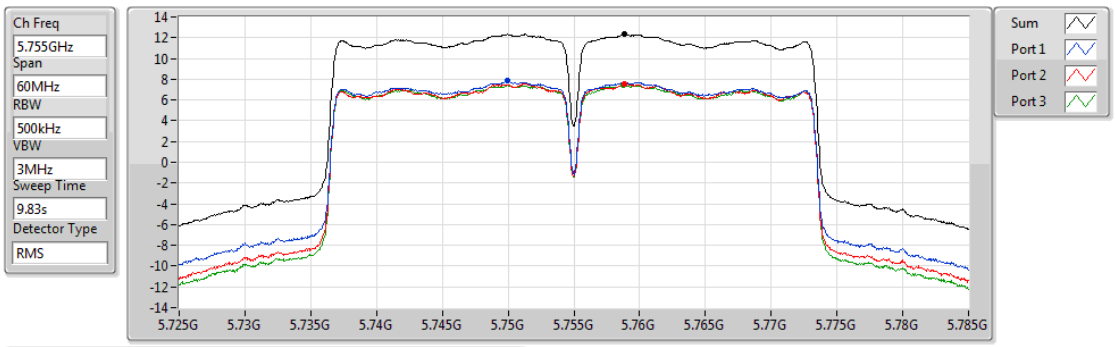

Sum	PD	Port 1	Port 2	Port 3
(dBm/RBW)	(dBm/RBW)	(dBm/RBW)	(dBm/RBW)	(dBm/RBW)
12.34	12.34	7.83	7.57	7.43

802.11ac VHT40_Nss1,(MCS0)_3TX PSD

5795MHz

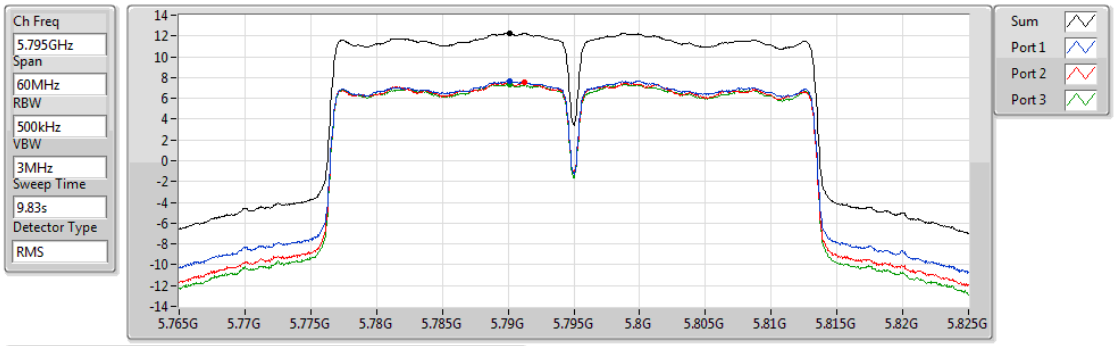

Sum	PD	Port 1	Port 2	Port 3
(dBm/RBW)	(dBm/RBW)	(dBm/RBW)	(dBm/RBW)	(dBm/RBW)
12.26	12.26	7.69	7.59	7.38

802.11ac VHT80_Nss1,(MCS0)_3TX PSD

5210MHz

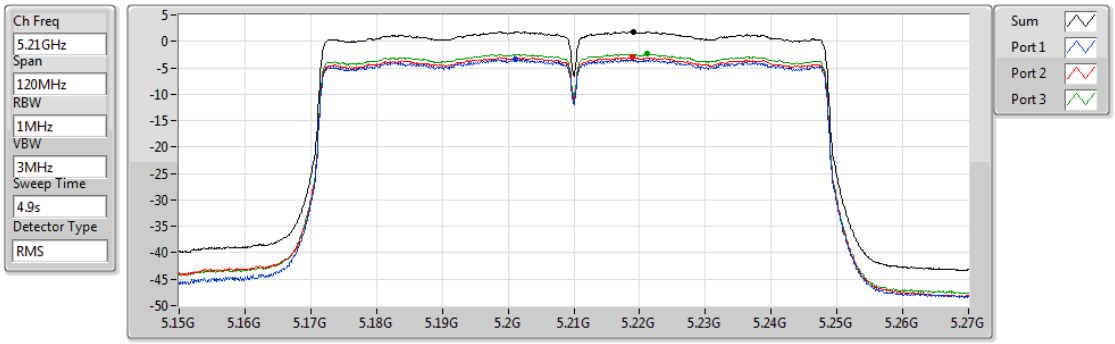

Sum	PD	Port 1	Port 2	Port 3
(dBm/RBW)	(dBm/RBW)	(dBm/RBW)	(dBm/RBW)	(dBm/RBW)
1.81	1.81	-3.40	-2.96	-2.39

802.11ac VHT80_Nss1,(MCS0)_3TX PSD

5775MHz

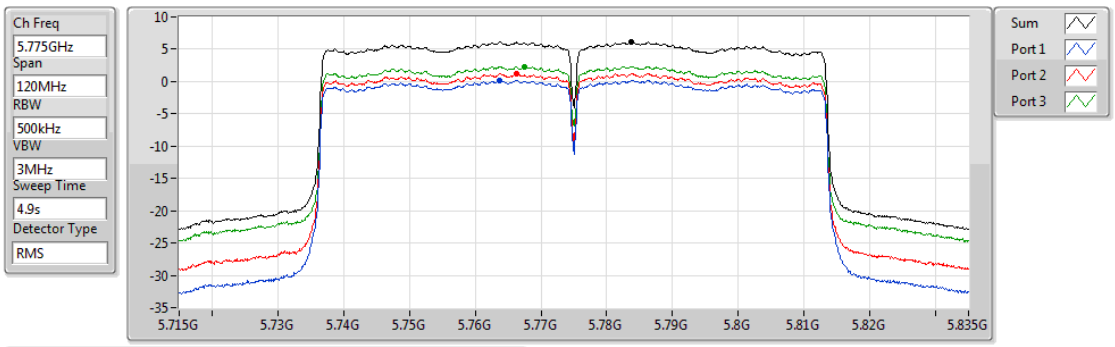

Sum	PD	Port 1	Port 2	Port 3
(dBm/RBW)	(dBm/RBW)	(dBm/RBW)	(dBm/RBW)	(dBm/RBW)
6.12	6.12	0.22	1.27	2.32

Summary

Mode	PD (dBm/RBW)	EIRP PD (dBm/RBW)
802.11ac VHT20-BF_Nss1,(MCS0)_3TX	-	-
5.15-5.25GHz	12.97	22.93
5.725-5.85GHz	13.55	22.88
802.11ac VHT40-BF_Nss1,(MCS0)_3TX	-	-
5.15-5.25GHz	11.01	20.97
5.725-5.85GHz	10.46	19.79
802.11ac VHT80-BF_Nss1,(MCS0)_3TX	-	-
5.15-5.25GHz	1.79	11.75
5.725-5.85GHz	7.41	16.74

RBW = 500kHz for 5.725-5.85GHz band / 1MHz for other band;

Result

Mode	Result	DG (dBi)	Port 1 (dBm/RBW)	Port 2 (dBm/RBW)	Port 3 (dBm/RBW)	PD (dBm/RBW)	PD Limit (dBm/RBW)	EIRP PD (dBm/RBW)	EIRP PD Limit (dBm/RBW)
802.11ac VHT20-BF_Nss1,(MCS0)_3TX	-	-	-	-	-	-	-	-	-
5180MHz	Pass	9.96	5.55	7.00	6.27	10.92	13.04	20.88	Inf
5200MHz	Pass	9.96	8.37	8.37	8.95	12.87	13.04	22.83	Inf
5240MHz	Pass	9.96	8.66	8.18	9.00	12.97	13.04	22.93	Inf
5745MHz	Pass	9.33	8.76	8.80	10.38	13.55	26.67	22.88	Inf
5785MHz	Pass	9.33	7.31	8.75	8.75	12.85	26.67	22.18	Inf
5825MHz	Pass	9.33	7.36	8.91	8.71	12.98	26.67	22.31	Inf
802.11ac VHT40-BF_Nss1,(MCS0)_3TX	-	-	-	-	-	-	-	-	-
5190MHz	Pass	9.96	0.75	2.34	3.78	7.05	13.04	17.01	Inf
5230MHz	Pass	9.96	5.67	6.79	7.04	11.01	13.04	20.97	Inf
5755MHz	Pass	9.33	4.83	6.30	6.15	10.46	26.67	19.79	Inf
5795MHz	Pass	9.33	4.24	6.09	5.80	9.87	26.67	19.21	Inf
802.11ac VHT80-BF_Nss1,(MCS0)_3TX	-	-	-	-	-	-	-	-	-
5210MHz	Pass	9.96	-3.58	-1.83	-1.10	1.79	13.04	11.75	Inf
5775MHz	Pass	9.33	2.95	2.77	3.91	7.41	26.67	16.74	Inf

DG = Directional Gain; **RBW** = 500kHz for 5.725-5.85GHz band / 1MHz for other band;
PD = trace bin-by-bin of each transmits port summing can be performed maximum power density; **Port X** = Port Xpower density;

802.11ac VHT20-BF_Nss1,(MCS0)_3TX PSD

5180MHz

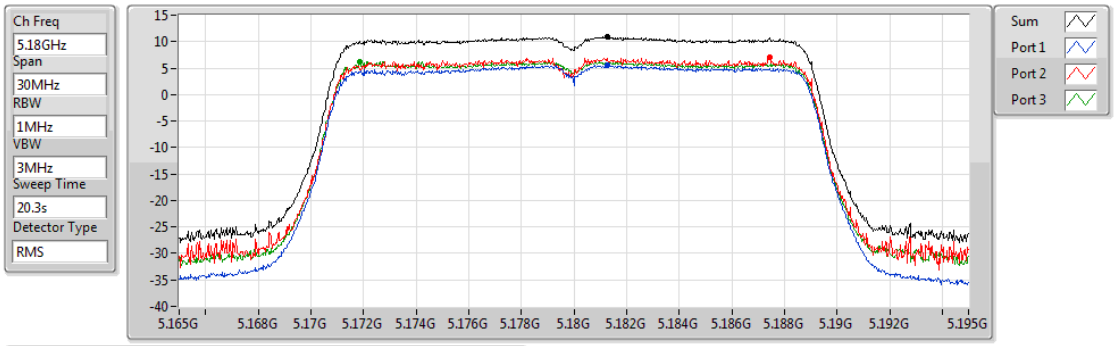

Sum	PD	Port 1	Port 2	Port 3
(dBm/RBW)	(dBm/RBW)	(dBm/RBW)	(dBm/RBW)	(dBm/RBW)
10.92	10.92	5.55	7.00	6.27

802.11ac VHT20-BF_Nss1,(MCS0)_3TX PSD

5200MHz

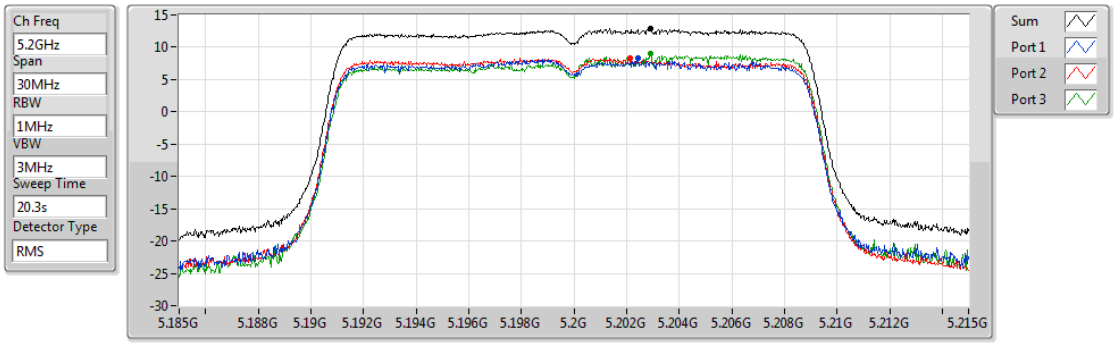

Sum	PD	Port 1	Port 2	Port 3
(dBm/RBW)	(dBm/RBW)	(dBm/RBW)	(dBm/RBW)	(dBm/RBW)
12.87	12.87	8.37	8.37	8.95

802.11ac VHT20-BF_Nss1,(MCS0)_3TX PSD

5240MHz

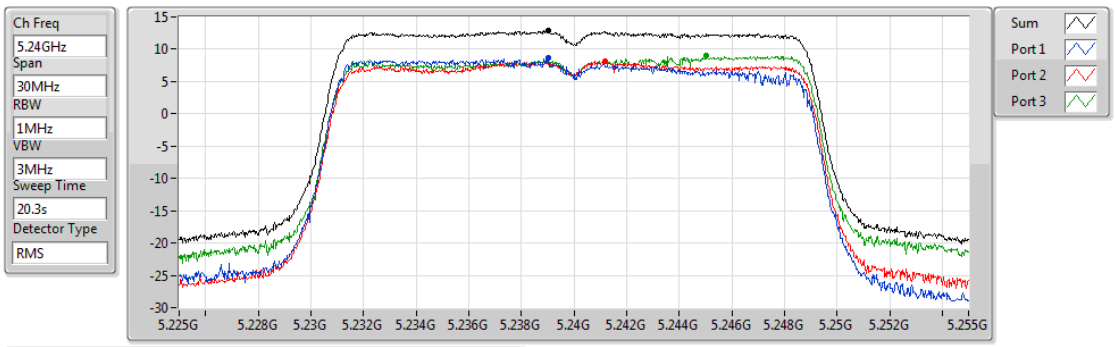

Sum	PD	Port 1	Port 2	Port 3
(dBm/RBW)	(dBm/RBW)	(dBm/RBW)	(dBm/RBW)	(dBm/RBW)
12.97	12.97	8.66	8.18	9.00

802.11ac VHT20-BF_Nss1,(MCS0)_3TX PSD

5745MHz

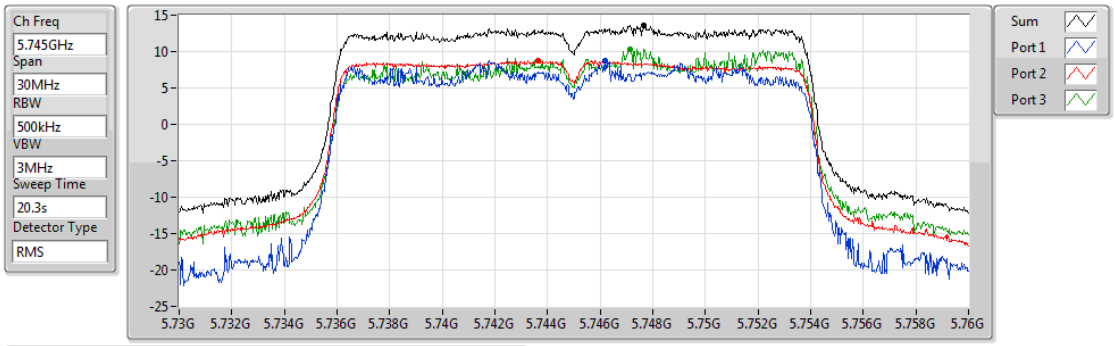

Sum	PD	Port 1	Port 2	Port 3
(dBm/RBW)	(dBm/RBW)	(dBm/RBW)	(dBm/RBW)	(dBm/RBW)
13.55	13.55	8.76	8.80	10.38

802.11ac VHT20-BF_Nss1,(MCS0)_3TX PSD

5785MHz

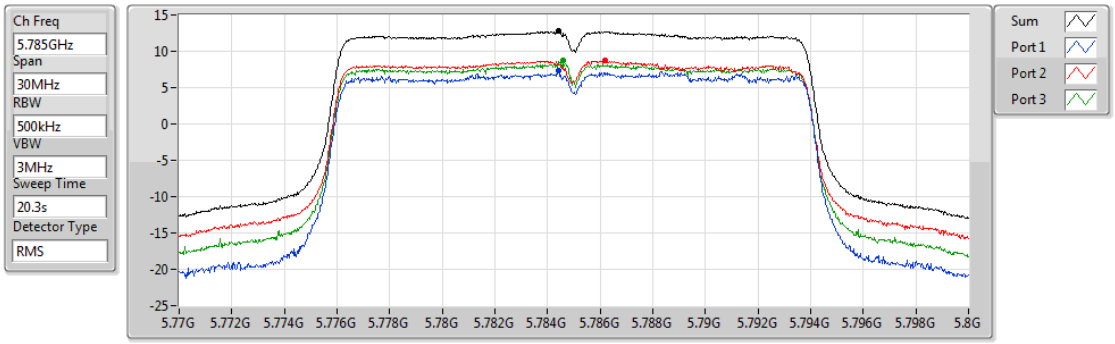

Sum	PD	Port 1	Port 2	Port 3
(dBm/RBW)	(dBm/RBW)	(dBm/RBW)	(dBm/RBW)	(dBm/RBW)
12.85	12.85	7.31	8.75	8.75

802.11ac VHT20-BF_Nss1,(MCS0)_3TX PSD

5825MHz

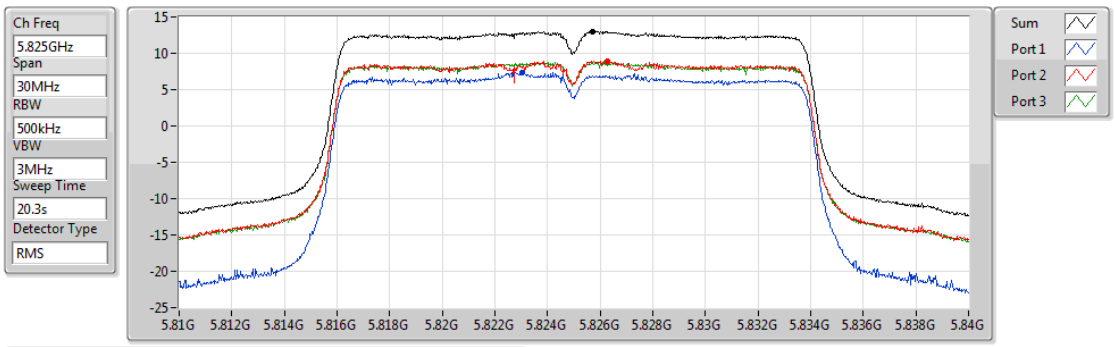

Sum	PD	Port 1	Port 2	Port 3
(dBm/RBW)	(dBm/RBW)	(dBm/RBW)	(dBm/RBW)	(dBm/RBW)
12.98	12.98	7.36	8.91	8.71

802.11ac VHT40-BF_Nss1,(MCS0)_3TX PSD

5190MHz

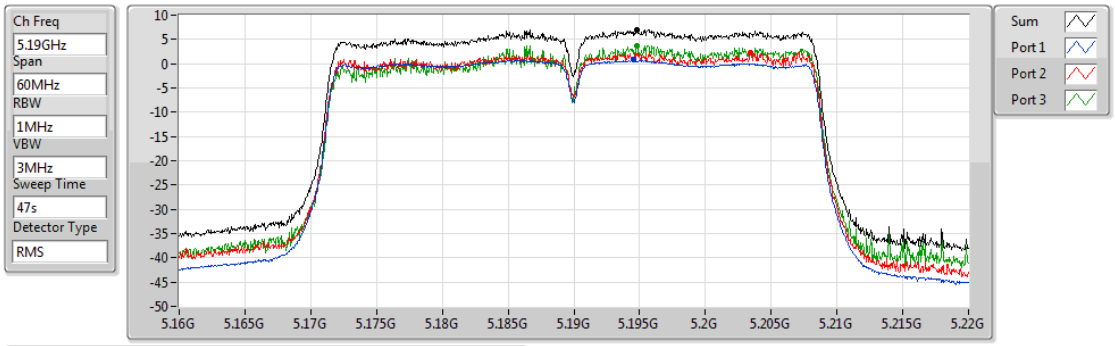

Sum	PD	Port 1	Port 2	Port 3
(dBm/RBW)	(dBm/RBW)	(dBm/RBW)	(dBm/RBW)	(dBm/RBW)
7.05	7.05	0.75	2.34	3.78

802.11ac VHT40-BF_Nss1,(MCS0)_3TX PSD

5230MHz

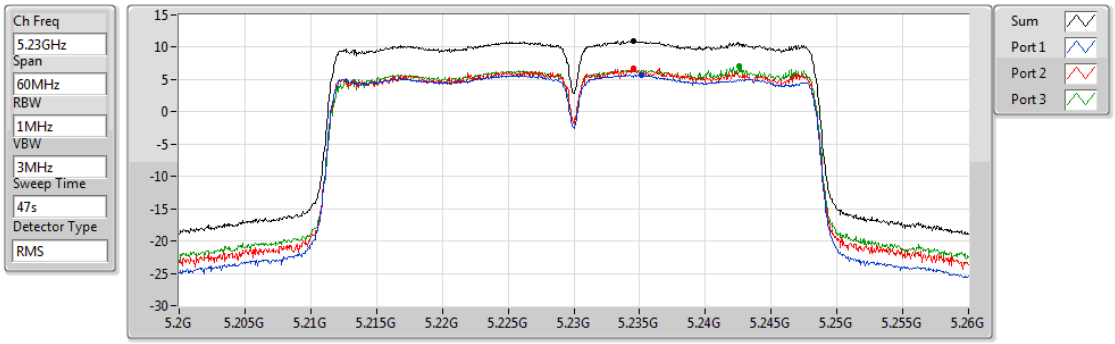

Sum	PD	Port 1	Port 2	Port 3
(dBm/RBW)	(dBm/RBW)	(dBm/RBW)	(dBm/RBW)	(dBm/RBW)
11.01	11.01	5.67	6.79	7.04

802.11ac VHT40-BF_Nss1,(MCS0)_3TX PSD

5755MHz

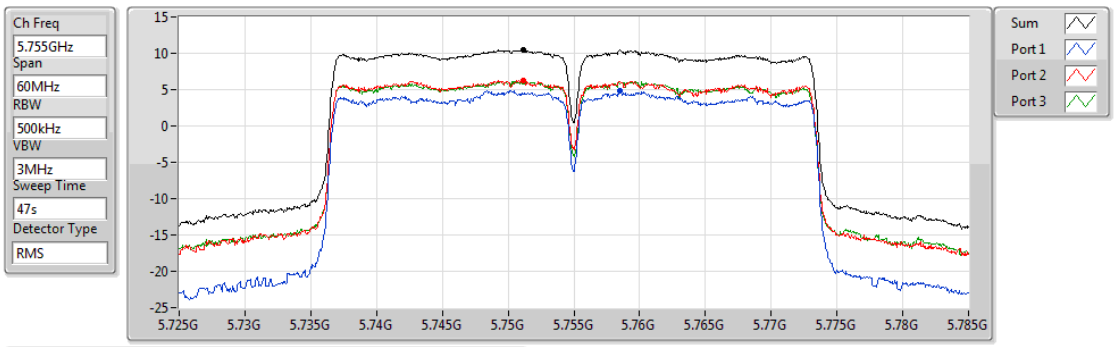

Sum	PD	Port 1	Port 2	Port 3
(dBm/RBW)	(dBm/RBW)	(dBm/RBW)	(dBm/RBW)	(dBm/RBW)
10.46	10.46	4.83	6.30	6.15

802.11ac VHT40-BF_Nss1,(MCS0)_3TX PSD

5795MHz

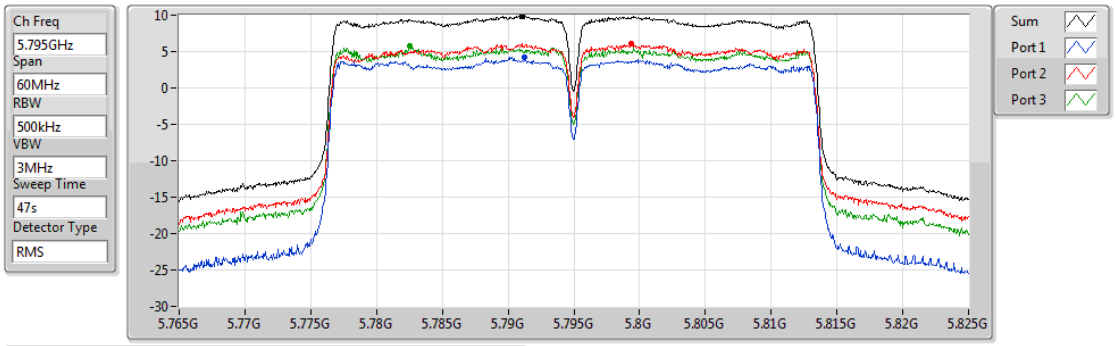

Sum	PD	Port 1	Port 2	Port 3
(dBm/RBW)	(dBm/RBW)	(dBm/RBW)	(dBm/RBW)	(dBm/RBW)
9.87	9.87	4.24	6.09	5.80

802.11ac VHT80-BF_Nss1,(MCS0)_3TX PSD

5210MHz

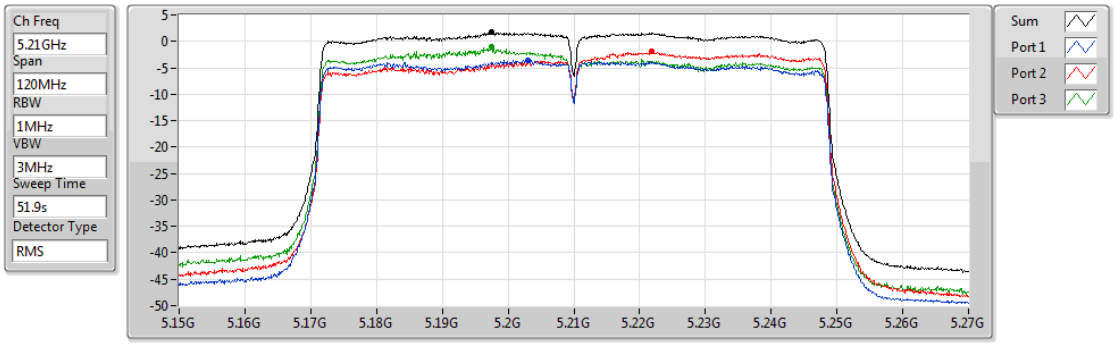

Sum	PD	Port 1	Port 2	Port 3
(dBm/RBW)	(dBm/RBW)	(dBm/RBW)	(dBm/RBW)	(dBm/RBW)
1.79	1.79	-3.58	-1.83	-1.10

802.11ac VHT80-BF_Nss1,(MCS0)_3TX PSD

5775MHz

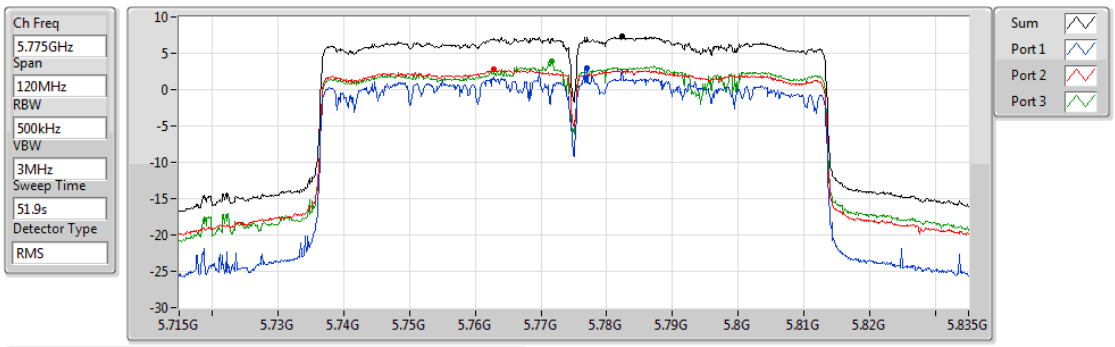

Sum	PD	Port 1	Port 2	Port 3
(dBm/RBW)	(dBm/RBW)	(dBm/RBW)	(dBm/RBW)	(dBm/RBW)
7.41	7.41	2.95	2.77	3.91

Summary

Mode	Result	Type	Freq (Hz)	Level (dBuV/m)	Limit (dBuV/m)	Margin (dB)	Factor (dB)	Dist (m)	Condition	Azimuth (°)	Height (m)	Comments
802.11ac VHT80_Nss1,(MCS0)_3TX	-	-	-	-	-	-	-	-	-	-	-	-
5.725-5.85GHz	Pass	PK	31.94M	28.77	40.00	-11.23	-3.57	3	Vertical	360	1.00	-

Result

Mode	Result	Type	Freq (Hz)	Level (dBuV/m)	Limit (dBuV/m)	Margin (dB)	Factor (dB)	Dist (m)	Condition	Azimuth (°)	Height (m)	Comments
802.11ac VHT80_Nss1,(MCS0)_3TX	-	-	-	-	-	-	-	-	-	-	-	-
5775MHz	Pass	PK	31.94M	25.37	40.00	-14.63	-3.57	3	Horizontal	0	1.00	-
5775MHz	Pass	PK	123.12M	28.51	43.50	-14.99	-7.85	3	Horizontal	0	1.00	-
5775MHz	Pass	PK	187.14M	25.81	43.50	-17.69	-10.53	3	Horizontal	0	1.00	-
5775MHz	Pass	PK	454.86M	27.95	46.00	-18.05	-2.27	3	Horizontal	0	1.00	-
5775MHz	Pass	PK	712.88M	30.80	46.00	-15.20	0.51	3	Horizontal	0	1.00	-
5775MHz	Pass	PK	854.5M	30.67	46.00	-15.33	2.40	3	Horizontal	0	1.00	-
5775MHz	Pass	PK	31.94M	28.77	40.00	-11.23	-3.57	3	Vertical	360	1.00	-
5775MHz	Pass	PK	90.14M	22.81	43.50	-20.69	-11.48	3	Vertical	360	1.00	-
5775MHz	Pass	PK	196.84M	22.05	43.50	-21.45	-10.16	3	Vertical	360	1.00	-
5775MHz	Pass	PK	590.66M	28.70	46.00	-17.30	-0.62	3	Vertical	360	1.00	-
5775MHz	Pass	PK	707.06M	29.16	46.00	-16.84	0.35	3	Vertical	360	1.00	-
5775MHz	Pass	PK	856.44M	30.67	46.00	-15.33	2.42	3	Vertical	360	1.00	-

802.11ac VHT80_Nss1,(MCS0)_3TX

5775MHz_Adapter mode

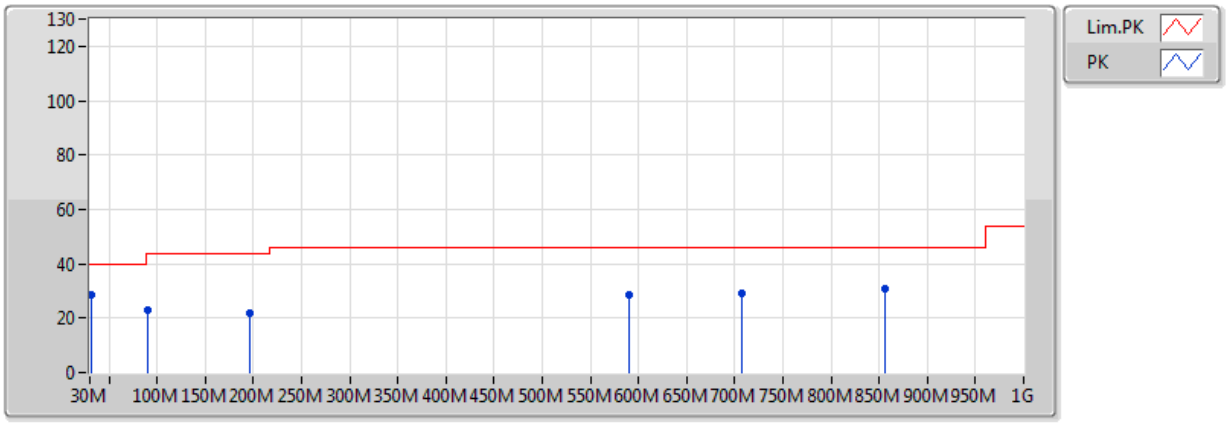

EUT=Y

Type	Freq	Level	Limit	Margin	Factor	Dist	Condition	Azimuth	Height	Comments	Raw	AF	CL	PA
	(Hz)	(dBuV/m)	(dBuV/m)	(dB)	(dB)	(m)		(°)	(m)		(dBuV)	(dB)	(dB)	(dB)
PK	31.94M	28.77	40.00	-11.23	-3.57	3	Vertical	360	1.00	-	32.34	22.27	1.74	27.58
PK	90.14M	22.81	43.50	-20.69	-11.48	3	Vertical	360	1.00	-	34.29	14.05	1.87	27.40
PK	196.84M	22.05	43.50	-21.45	-10.16	3	Vertical	360	1.00	-	32.21	14.31	2.46	26.93
PK	590.66M	28.70	46.00	-17.30	-0.62	3	Vertical	360	1.00	-	29.32	23.64	3.71	27.97
PK	707.06M	29.16	46.00	-16.84	0.35	3	Vertical	360	1.00	-	28.81	24.13	4.16	27.94
PK	856.44M	30.67	46.00	-15.33	2.42	3	Vertical	360	1.00	-	28.25	25.40	4.63	27.61

802.11ac VHT80_Nss1,(MCS0)_3TX

5775MHz_Adapter mode

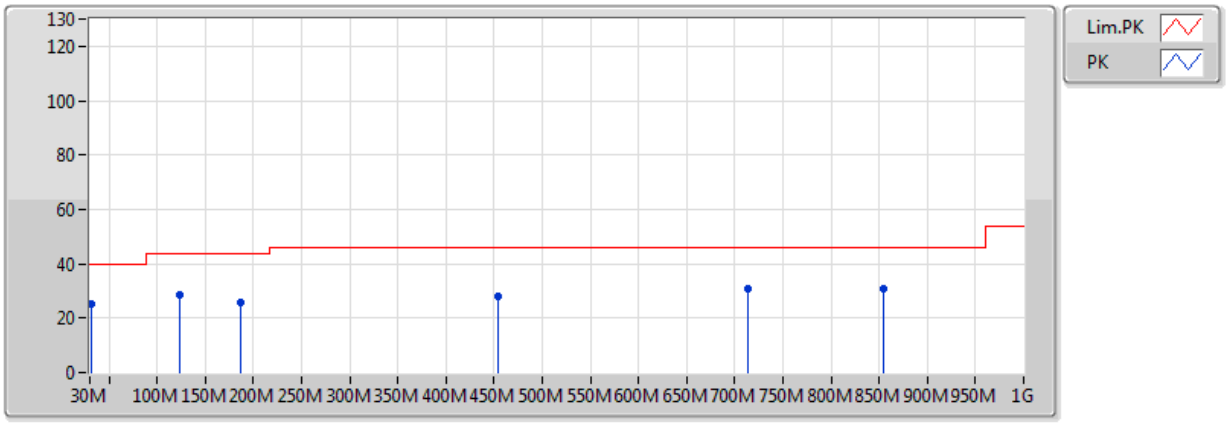

EUT=Y

Type	Freq	Level	Limit	Margin	Factor	Dist	Condition	Azimuth	Height	Comments	Raw	AF	CL	PA
	(Hz)	(dBuV/m)	(dBuV/m)	(dB)	(dB)	(m)		(°)	(m)		(dBuV)	(dB)	(dB)	(dB)
PK	31.94M	25.37	40.00	-14.63	-3.57	3	Horizontal	0	1.00	-	28.94	22.27	1.74	27.58
PK	123.12M	28.51	43.50	-14.99	-7.85	3	Horizontal	0	1.00	-	36.36	17.24	2.17	27.26
PK	187.14M	25.81	43.50	-17.69	-10.53	3	Horizontal	0	1.00	-	36.34	14.11	2.33	26.97
PK	454.86M	27.95	46.00	-18.05	-2.27	3	Horizontal	0	1.00	-	30.22	21.87	3.44	27.58
PK	712.88M	30.80	46.00	-15.20	0.51	3	Horizontal	0	1.00	-	30.29	24.25	4.18	27.92
PK	854.5M	30.67	46.00	-15.33	2.40	3	Horizontal	0	1.00	-	28.27	25.39	4.62	27.61

Summary

Mode	Result	Type	Freq (Hz)	Level (dBuV/m)	Limit (dBuV/m)	Margin (dB)	Factor (dB)	Dist (m)	Condition	Azimuth (°)	Height (m)	Comments
802.11ac VHT20_Nss1,(MCS0)_3TX	-	-	-	-	-	-	-	-	-	-	-	-
5.15-5.25GHz	Pass	AV	5.1488G	53.88	54.00	-0.12	2.90	3	Vertical	122	1.48	-
802.11ac VHT80_Nss1,(MCS0)_3TX	-	-	-	-	-	-	-	-	-	-	-	-
5.725-5.85GHz	Pass	PK	5.643G	67.79	68.20	-0.41	3.39	3	Vertical	170	1.50	-

Result

Mode	Result	Type	Freq (Hz)	Level (dBuV/m)	Limit (dBuV/m)	Margin (dB)	Factor (dB)	Dist (m)	Condition	Azimuth (°)	Height (m)	Comments
802.11a_Nss1,(6Mbps)_3TX	-	-	-	-	-	-	-	-	-	-	-	-
5180MHz	Pass	AV	5.149995G	53.35	54.00	-0.65	2.90	3	Vertical	317	1.50	-
5180MHz	Pass	AV	5.1784G	102.63	Inf	-Inf	2.93	3	Vertical	317	1.50	-
5180MHz	Pass	PK	5.1488G	66.64	74.00	-7.36	2.90	3	Vertical	317	1.50	-
5180MHz	Pass	PK	5.1824G	110.85	Inf	-Inf	2.93	3	Vertical	317	1.50	-
5180MHz	Pass	AV	10.37014G	43.63	54.00	-10.37	12.81	3	Horizontal	0	1.50	-
5180MHz	Pass	PK	10.34812G	54.31	74.00	-19.69	12.75	3	Horizontal	0	1.50	-
5180MHz	Pass	AV	10.34956G	43.67	54.00	-10.33	12.76	3	Vertical	360	1.50	-
5180MHz	Pass	PK	10.37152G	54.64	74.00	-19.36	12.81	3	Vertical	360	1.50	-
5200MHz	Pass	AV	5.149995G	52.36	54.00	-1.64	2.90	3	Vertical	227	1.35	-
5200MHz	Pass	AV	5.2008G	110.71	Inf	-Inf	2.95	3	Vertical	227	1.35	-
5200MHz	Pass	AV	5.3608G	53.58	54.00	-0.42	3.12	3	Vertical	227	1.35	-
5200MHz	Pass	PK	5.149995G	68.13	74.00	-5.87	2.90	3	Vertical	227	1.35	-
5200MHz	Pass	PK	5.2008G	117.53	Inf	-Inf	2.95	3	Vertical	227	1.35	-
5200MHz	Pass	PK	5.3608G	61.55	74.00	-12.45	3.12	3	Vertical	227	1.35	-
5200MHz	Pass	AV	10.38752G	44.09	54.00	-9.91	12.86	3	Horizontal	0	1.50	-
5200MHz	Pass	PK	10.40156G	55.13	74.00	-18.87	12.89	3	Horizontal	0	1.50	-
5200MHz	Pass	AV	10.39748G	44.03	54.00	-9.97	12.88	3	Vertical	360	1.50	-
5200MHz	Pass	PK	10.39664G	55.28	74.00	-18.72	12.88	3	Vertical	360	1.50	-
5240MHz	Pass	AV	5.0808G	48.50	54.00	-5.50	2.83	3	Vertical	138	1.48	-
5240MHz	Pass	AV	5.2416G	110.05	Inf	-Inf	3.00	3	Vertical	138	1.48	-
5240MHz	Pass	AV	5.4024G	53.55	54.00	-0.45	3.16	3	Vertical	138	1.48	-
5240MHz	Pass	PK	5.0808G	58.27	74.00	-15.73	2.83	3	Vertical	138	1.48	-
5240MHz	Pass	PK	5.2424G	117.00	Inf	-Inf	3.00	3	Vertical	138	1.48	-
5240MHz	Pass	PK	5.4024G	62.90	74.00	-11.10	3.16	3	Vertical	138	1.48	-
5240MHz	Pass	AV	10.47508G	43.76	54.00	-10.24	13.08	3	Horizontal	360	1.50	-
5240MHz	Pass	PK	10.4767G	54.95	74.00	-19.05	13.09	3	Horizontal	360	1.50	-
5240MHz	Pass	AV	10.48G	43.85	54.00	-10.15	13.10	3	Vertical	0	1.50	-
5240MHz	Pass	PK	10.47982G	54.48	74.00	-19.52	13.10	3	Vertical	0	1.50	-
5745MHz	Pass	AV	5.7474G	112.40	Inf	-Inf	3.47	3	Vertical	177	1.33	-
5745MHz	Pass	PK	5.5866G	63.16	68.20	-5.04	3.34	3	Vertical	177	1.33	-
5745MHz	Pass	PK	5.7474G	119.84	Inf	-Inf	3.47	3	Vertical	177	1.33	-
5745MHz	Pass	PK	5.9766G	57.25	68.20	-10.95	3.66	3	Vertical	177	1.33	-
5745MHz	Pass	AV	11.4822G	44.57	54.00	-9.43	13.64	3	Horizontal	0	1.50	-
5745MHz	Pass	PK	11.50176G	55.34	74.00	-18.66	13.61	3	Horizontal	0	1.50	-
5745MHz	Pass	AV	11.48988G	44.55	54.00	-9.45	13.63	3	Vertical	360	1.50	-
5745MHz	Pass	PK	11.48328G	55.43	74.00	-18.57	13.64	3	Vertical	360	1.50	-
5785MHz	Pass	AV	5.7874G	113.67	Inf	-Inf	3.50	3	Vertical	178	1.36	-
5785MHz	Pass	PK	5.6254G	63.88	68.20	-4.32	3.37	3	Vertical	178	1.36	-
5785MHz	Pass	PK	5.7874G	119.34	Inf	-Inf	3.50	3	Vertical	178	1.36	-
5785MHz	Pass	PK	5.947G	62.31	68.20	-5.89	3.64	3	Vertical	178	1.36	-
5785MHz	Pass	AV	11.58044G	44.28	54.00	-9.72	13.47	3	Horizontal	0	1.50	-
5785MHz	Pass	PK	11.56694G	55.12	74.00	-18.88	13.50	3	Horizontal	0	1.50	-
5785MHz	Pass	AV	11.58428G	44.24	54.00	-9.76	13.47	3	Vertical	360	1.50	-
5785MHz	Pass	PK	11.55566G	55.17	74.00	-18.83	13.52	3	Vertical	360	1.50	-
5825MHz	Pass	AV	5.8274G	111.15	Inf	-Inf	3.53	3	Vertical	175	1.26	-
5825MHz	Pass	PK	5.5802G	57.84	68.20	-10.36	3.33	3	Vertical	175	1.26	-
5825MHz	Pass	PK	5.8274G	118.47	Inf	-Inf	3.53	3	Vertical	175	1.26	-

Mode	Result	Type	Freq (Hz)	Level (dBuV/m)	Limit (dBuV/m)	Margin (dB)	Factor (dB)	Dist (m)	Condition	Azimuth (°)	Height (m)	Comments
5825MHz	Pass	PK	5.9786G	61.86	68.20	-6.34	3.66	3	Vertical	175	1.26	-
5825MHz	Pass	AV	11.58368G	43.84	54.00	-10.16	13.47	3	Horizontal	360	1.50	-
5825MHz	Pass	PK	11.56544G	55.47	74.00	-18.53	13.50	3	Horizontal	360	1.50	-
5825MHz	Pass	AV	11.58494G	43.79	54.00	-10.21	13.47	3	Vertical	0	1.50	-
5825MHz	Pass	PK	11.57366G	54.90	74.00	-19.10	13.48	3	Vertical	0	1.50	-
802.11ac VHT20_Nss1,(MCS0)_3TX	-	-	-	-	-	-	-	-	-	-	-	-
5180MHz	Pass	AV	5.1488G	53.88	54.00	-0.12	2.90	3	Vertical	122	1.48	-
5180MHz	Pass	AV	5.1788G	105.67	Inf	-Inf	2.93	3	Vertical	122	1.48	-
5180MHz	Pass	PK	5.1488G	71.86	74.00	-2.14	2.90	3	Vertical	122	1.48	-
5180MHz	Pass	PK	5.1788G	113.02	Inf	-Inf	2.93	3	Vertical	122	1.48	-
5180MHz	Pass	AV	10.35568G	43.91	54.00	-10.09	12.77	3	Horizontal	360	1.50	-
5180MHz	Pass	PK	10.37296G	54.82	74.00	-19.18	12.82	3	Horizontal	360	1.50	-
5180MHz	Pass	AV	10.35994G	43.81	54.00	-10.19	12.78	3	Vertical	0	1.50	-
5180MHz	Pass	PK	10.3633G	54.94	74.00	-19.06	12.79	3	Vertical	0	1.50	-
5200MHz	Pass	AV	5.149995G	51.77	54.00	-2.23	2.90	3	Vertical	226	1.33	-
5200MHz	Pass	AV	5.2008G	109.95	Inf	-Inf	2.95	3	Vertical	226	1.33	-
5200MHz	Pass	AV	5.3608G	53.33	54.00	-0.67	3.12	3	Vertical	226	1.33	-
5200MHz	Pass	PK	5.149995G	67.10	74.00	-6.90	2.90	3	Vertical	226	1.33	-
5200MHz	Pass	PK	5.2056G	117.05	Inf	-Inf	2.96	3	Vertical	226	1.33	-
5200MHz	Pass	PK	5.3608G	61.20	74.00	-12.80	3.12	3	Vertical	226	1.33	-
5200MHz	Pass	AV	10.39958G	44.03	54.00	-9.97	12.89	3	Horizontal	360	1.50	-
5200MHz	Pass	PK	10.40726G	55.11	74.00	-18.89	12.91	3	Horizontal	360	1.50	-
5200MHz	Pass	AV	10.40324G	44.08	54.00	-9.92	12.90	3	Vertical	0	1.50	-
5200MHz	Pass	PK	10.3952G	55.35	74.00	-18.65	12.88	3	Vertical	0	1.50	-
5240MHz	Pass	AV	5.0784G	47.60	54.00	-6.40	2.83	3	Vertical	124	1.49	-
5240MHz	Pass	AV	5.2392G	109.74	Inf	-Inf	2.99	3	Vertical	124	1.49	-
5240MHz	Pass	AV	5.3992G	53.24	54.00	-0.76	3.16	3	Vertical	124	1.49	-
5240MHz	Pass	PK	5.1272G	57.65	74.00	-16.35	2.88	3	Vertical	124	1.49	-
5240MHz	Pass	PK	5.2432G	116.68	Inf	-Inf	3.00	3	Vertical	124	1.49	-
5240MHz	Pass	PK	5.3936G	61.38	74.00	-12.62	3.15	3	Vertical	124	1.49	-
5240MHz	Pass	AV	10.48G	43.79	54.00	-10.21	13.10	3	Horizontal	0	1.50	-
5240MHz	Pass	PK	10.48318G	55.02	74.00	-18.98	13.11	3	Horizontal	0	1.50	-
5240MHz	Pass	AV	10.47994G	43.80	54.00	-10.20	13.10	3	Vertical	360	1.50	-
5240MHz	Pass	PK	10.48462G	54.74	74.00	-19.26	13.11	3	Vertical	360	1.50	-
5745MHz	Pass	AV	5.7438G	113.60	Inf	-Inf	3.47	3	Vertical	171	1.50	-
5745MHz	Pass	PK	5.5842G	63.63	68.20	-4.57	3.34	3	Vertical	171	1.50	-
5745MHz	Pass	PK	5.7438G	119.67	Inf	-Inf	3.47	3	Vertical	171	1.50	-
5745MHz	Pass	PK	5.9346G	57.44	68.20	-10.76	3.63	3	Vertical	171	1.50	-
5745MHz	Pass	AV	11.47908G	44.52	54.00	-9.48	13.65	3	Horizontal	360	1.50	-
5745MHz	Pass	PK	11.48298G	56.25	74.00	-17.75	13.64	3	Horizontal	360	1.50	-
5745MHz	Pass	AV	11.47512G	44.56	54.00	-9.44	13.65	3	Vertical	0	1.50	-
5745MHz	Pass	PK	11.4909G	55.81	74.00	-18.19	13.63	3	Vertical	0	1.50	-
5785MHz	Pass	AV	5.7838G	113.12	Inf	-Inf	3.50	3	Vertical	172	1.38	-
5785MHz	Pass	PK	5.623G	63.68	68.20	-4.52	3.37	3	Vertical	172	1.38	-
5785MHz	Pass	PK	5.779G	119.13	Inf	-Inf	3.50	3	Vertical	172	1.38	-
5785MHz	Pass	PK	5.9482G	63.00	68.20	-5.20	3.64	3	Vertical	172	1.38	-
5785MHz	Pass	AV	11.58056G	44.18	54.00	-9.82	13.47	3	Horizontal	0	1.50	-
5785MHz	Pass	PK	11.57372G	55.33	74.00	-18.67	13.48	3	Horizontal	0	1.50	-
5785MHz	Pass	AV	11.58488G	44.23	54.00	-9.77	13.47	3	Vertical	360	1.50	-

Mode	Result	Type	Freq (Hz)	Level (dBuV/m)	Limit (dBuV/m)	Margin (dB)	Factor (dB)	Dist (m)	Condition	Azimuth (°)	Height (m)	Comments
5785MHz	Pass	PK	11.57732G	54.76	74.00	-19.24	13.48	3	Vertical	360	1.50	-
5825MHz	Pass	AV	5.8238G	112.61	Inf	-Inf	3.53	3	Vertical	170	1.50	-
5825MHz	Pass	PK	5.5862G	57.90	68.20	-10.30	3.34	3	Vertical	170	1.50	-
5825MHz	Pass	PK	5.8238G	118.83	Inf	-Inf	3.53	3	Vertical	170	1.50	-
5825MHz	Pass	PK	5.9834G	62.00	68.20	-6.20	3.67	3	Vertical	170	1.50	-
5825MHz	Pass	AV	11.64256G	44.25	54.00	-9.75	13.37	3	Horizontal	0	1.50	-
5825MHz	Pass	PK	11.64298G	55.48	74.00	-18.52	13.37	3	Horizontal	0	1.50	-
5825MHz	Pass	AV	11.65054G	44.25	54.00	-9.75	13.35	3	Vertical	360	1.50	-
5825MHz	Pass	PK	11.63554G	55.10	74.00	-18.90	13.38	3	Vertical	360	1.50	-
802.11ac VHT40_Nss1,(MCS0)_3TX	-	-	-	-	-	-	-	-	-	-	-	-
5190MHz	Pass	AV	5.149995G	53.36	54.00	-0.64	2.90	3	Vertical	227	1.33	-
5190MHz	Pass	AV	5.1956G	100.67	Inf	-Inf	2.95	3	Vertical	227	1.33	-
5190MHz	Pass	AV	5.3556G	47.72	54.00	-6.28	3.12	3	Vertical	227	1.33	-
5190MHz	Pass	PK	5.149995G	67.71	74.00	-6.29	2.90	3	Vertical	227	1.33	-
5190MHz	Pass	PK	5.1956G	107.80	Inf	-Inf	2.95	3	Vertical	227	1.33	-
5190MHz	Pass	PK	5.354G	56.66	74.00	-17.34	3.11	3	Vertical	227	1.33	-
5190MHz	Pass	AV	10.37994G	43.96	54.00	-10.04	12.84	3	Horizontal	0	1.50	-
5190MHz	Pass	PK	10.38912G	55.19	74.00	-18.81	12.86	3	Horizontal	0	1.50	-
5190MHz	Pass	AV	10.3695G	44.08	54.00	-9.92	12.81	3	Vertical	360	1.50	-
5190MHz	Pass	PK	10.37436G	54.75	74.00	-19.25	12.82	3	Vertical	360	1.50	-
5230MHz	Pass	AV	5.149995G	53.34	54.00	-0.66	2.90	3	Vertical	225	1.28	-
5230MHz	Pass	AV	5.2356G	106.52	Inf	-Inf	2.99	3	Vertical	225	1.28	-
5230MHz	Pass	AV	5.3852G	50.23	54.00	-3.77	3.15	3	Vertical	225	1.28	-
5230MHz	Pass	PK	5.1396G	65.29	74.00	-8.71	2.89	3	Vertical	225	1.28	-
5230MHz	Pass	PK	5.226G	113.98	Inf	-Inf	2.98	3	Vertical	225	1.28	-
5230MHz	Pass	PK	5.3508G	61.17	74.00	-12.83	3.11	3	Vertical	225	1.28	-
5230MHz	Pass	AV	10.46084G	44.01	54.00	-9.99	13.05	3	Horizontal	360	1.50	-
5230MHz	Pass	PK	10.4498G	55.81	74.00	-18.19	13.02	3	Horizontal	360	1.50	-
5230MHz	Pass	AV	10.4681G	44.06	54.00	-9.94	13.07	3	Vertical	0	1.50	-
5230MHz	Pass	PK	10.44812G	54.60	74.00	-19.40	13.01	3	Vertical	0	1.50	-
5755MHz	Pass	AV	5.7586G	109.35	Inf	-Inf	3.48	3	Vertical	169	1.44	-
5755MHz	Pass	PK	5.6494G	67.17	68.20	-1.03	3.39	3	Vertical	169	1.44	-
5755MHz	Pass	PK	5.7586G	116.40	Inf	-Inf	3.48	3	Vertical	169	1.44	-
5755MHz	Pass	PK	5.929G	62.06	68.20	-6.14	3.62	3	Vertical	169	1.44	-
5755MHz	Pass	AV	11.50298G	44.40	54.00	-9.60	13.60	3	Horizontal	360	1.50	-
5755MHz	Pass	PK	11.49722G	55.06	74.00	-18.94	13.61	3	Horizontal	360	1.50	-
5755MHz	Pass	AV	11.49554G	44.50	54.00	-9.50	13.62	3	Vertical	0	1.50	-
5755MHz	Pass	PK	11.4971G	55.41	74.00	-18.59	13.61	3	Vertical	0	1.50	-
5795MHz	Pass	AV	5.7986G	109.58	Inf	-Inf	3.51	3	Vertical	171	1.42	-
5795MHz	Pass	PK	5.6486G	63.92	68.20	-4.28	3.39	3	Vertical	171	1.42	-
5795MHz	Pass	PK	5.7986G	116.69	Inf	-Inf	3.51	3	Vertical	171	1.42	-
5795MHz	Pass	PK	5.9258G	63.88	68.20	-4.32	3.62	3	Vertical	171	1.42	-
5795MHz	Pass	AV	11.59978G	44.34	54.00	-9.66	13.44	3	Horizontal	0	1.50	-
5795MHz	Pass	PK	11.5798G	54.75	74.00	-19.25	13.47	3	Horizontal	0	1.50	-
5795MHz	Pass	AV	11.5906G	44.29	54.00	-9.71	13.46	3	Vertical	360	1.50	-
5795MHz	Pass	PK	11.60032G	54.86	74.00	-19.14	13.44	3	Vertical	360	1.50	-
802.11ac VHT80_Nss1,(MCS0)_3TX	-	-	-	-	-	-	-	-	-	-	-	-
5210MHz	Pass	AV	5.149995G	53.66	54.00	-0.34	2.90	3	Vertical	223	1.27	-
5210MHz	Pass	AV	5.22G	96.63	Inf	-Inf	2.97	3	Vertical	223	1.27	-

RSE TX above 1GHz Result (Non-Beamforming)

Mode	Result	Type	Freq (Hz)	Level (dBuV/m)	Limit (dBuV/m)	Margin (dB)	Factor (dB)	Dist (m)	Condition	Azimuth (°)	Height (m)	Comments
5210MHz	Pass	AV	5.356G	46.33	54.00	-7.67	3.12	3	Vertical	223	1.27	-
5210MHz	Pass	PK	5.145G	65.27	74.00	-8.73	2.89	3	Vertical	223	1.27	-
5210MHz	Pass	PK	5.201G	103.85	Inf	-Inf	2.95	3	Vertical	223	1.27	-
5210MHz	Pass	PK	5.395G	56.18	74.00	-17.82	3.15	3	Vertical	223	1.27	-
5210MHz	Pass	AV	10.42018G	44.03	54.00	-9.97	12.94	3	Horizontal	360	1.50	-
5210MHz	Pass	PK	10.40908G	54.63	74.00	-19.37	12.91	3	Horizontal	360	1.50	-
5210MHz	Pass	AV	10.43008G	43.87	54.00	-10.13	12.97	3	Vertical	0	1.50	-
5210MHz	Pass	PK	10.42612G	54.80	74.00	-19.20	12.96	3	Vertical	0	1.50	-
5775MHz	Pass	AV	5.7642G	102.82	Inf	-Inf	3.48	3	Vertical	170	1.50	-
5775MHz	Pass	PK	5.643G	67.79	68.20	-0.41	3.39	3	Vertical	170	1.50	-
5775MHz	Pass	PK	5.7486G	110.60	Inf	-Inf	3.47	3	Vertical	170	1.50	-
5775MHz	Pass	PK	5.9286G	63.44	68.20	-4.76	3.62	3	Vertical	170	1.50	-
5775MHz	Pass	AV	11.56446G	44.16	54.00	-9.84	13.50	3	Horizontal	360	1.50	-
5775MHz	Pass	PK	11.5395G	55.68	74.00	-18.32	13.54	3	Horizontal	360	1.50	-
5775MHz	Pass	AV	11.5641G	44.14	54.00	-9.86	13.50	3	Vertical	0	1.50	-
5775MHz	Pass	PK	11.5488G	54.90	74.00	-19.10	13.53	3	Vertical	0	1.50	-

802.11a_Nss1,(6Mbps)_3TX

5180MHz_TX

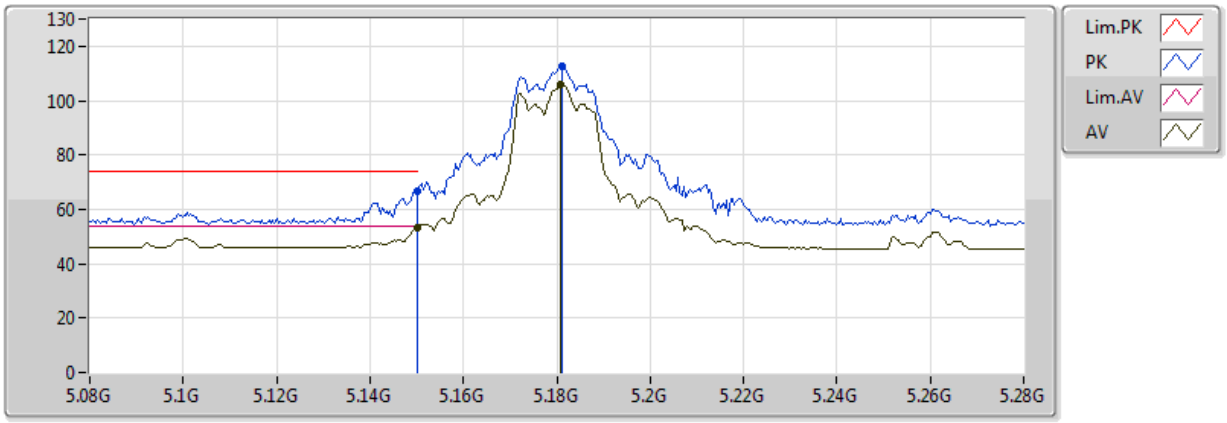

EUT = Y

Type	Freq	Level	Limit	Margin	Factor	Dist	Condition	Azimuth	Height	Comments	Raw	AF	CL	PA
	(Hz)	(dBuV/m)	(dBuV/m)	(dB)	(dB)	(m)		(°)	(m)		(dBuV)	(dB)	(dB)	(dB)
AV	5.149995G	53.27	54.00	-0.73	2.90	3	Vertical	310	1.50	-	50.37	31.62	6.48	35.21
AV	5.1808G	105.93	Inf	-Inf	2.93	3	Vertical	310	1.50	-	103.00	31.64	6.49	35.20
PK	5.149995G	66.90	74.00	-7.10	2.90	3	Vertical	310	1.50	-	64.00	31.62	6.48	35.21
PK	5.1812G	112.42	Inf	-Inf	2.93	3	Vertical	310	1.50	-	109.49	31.64	6.49	35.20

802.11a_Nss1,(6Mbps)_3TX

5180MHz_TX

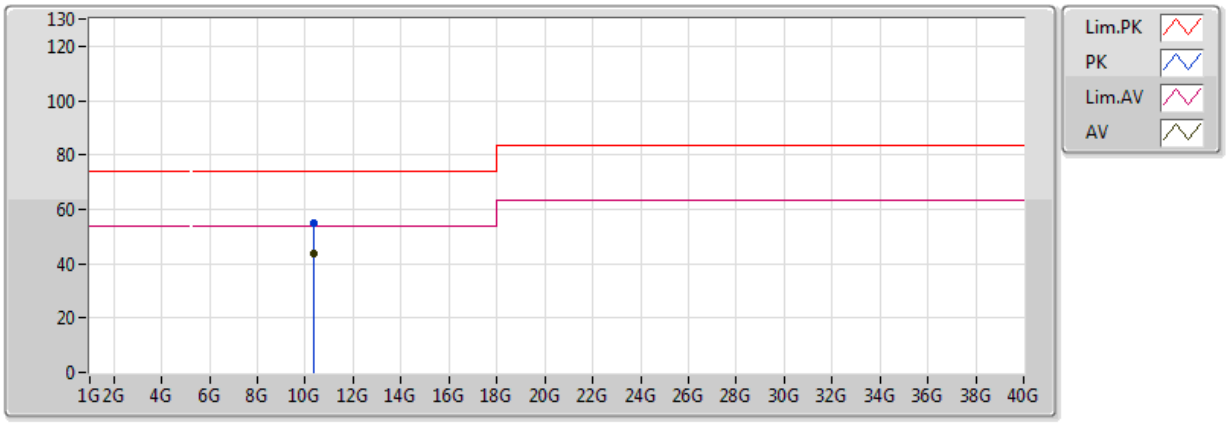

EUT = Y

Type	Freq	Level	Limit	Margin	Factor	Dist	Condition	Azimuth	Height	Comments	Raw	AF	CL	PA
	(Hz)	(dBuV/m)	(dBuV/m)	(dB)	(dB)	(m)		(°)	(m)		(dBuV)	(dB)	(dB)	(dB)
AV	10.34956G	43.67	54.00	-10.33	12.76	3	Vertical	360	1.50	-	30.91	39.39	9.18	35.82
PK	10.37152G	54.64	74.00	-19.36	12.81	3	Vertical	360	1.50	-	41.82	39.42	9.19	35.80

802.11a_Nss1,(6Mbps)_3TX

5180MHz_TX

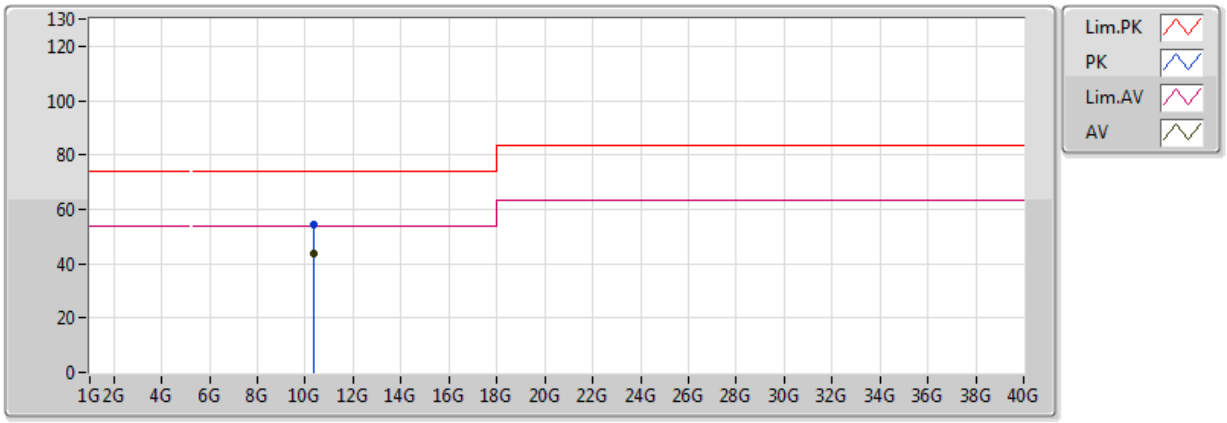

EUT = Y

Type	Freq	Level	Limit	Margin	Factor	Dist	Condition	Azimuth	Height	Comments	Raw	AF	CL	PA
	(Hz)	(dBuV/m)	(dBuV/m)	(dB)	(dB)	(m)		(°)	(m)		(dBuV)	(dB)	(dB)	(dB)
AV	10.37014G	43.63	54.00	-10.37	12.81	3	Horizontal	0	1.50	-	30.82	39.42	9.19	35.80
PK	10.34812G	54.31	74.00	-19.69	12.75	3	Horizontal	0	1.50	-	41.56	39.39	9.18	35.82

802.11a_Nss1,(6Mbps)_3TX

5200MHz_TX

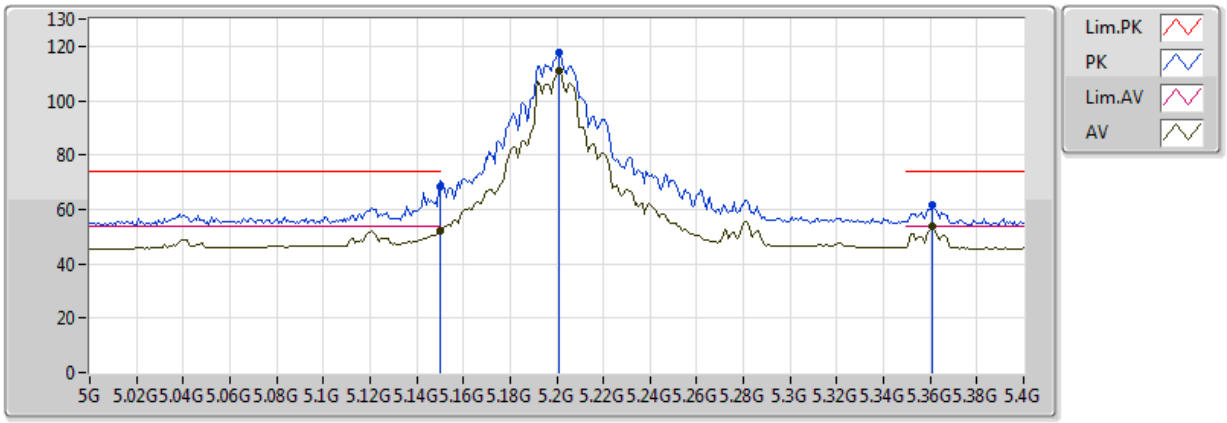

EUT = Y

Type	Freq	Level	Limit	Margin	Factor	Dist	Condition	Azimuth	Height	Comments	Raw	AF	CL	PA
	(Hz)	(dBuV/m)	(dBuV/m)	(dB)	(dB)	(m)		(°)	(m)		(dBuV)	(dB)	(dB)	(dB)
AV	5.149995G	52.36	54.00	-1.64	2.90	3	Vertical	227	1.35	-	49.46	31.62	6.48	35.21
AV	5.2008G	110.71	Inf	-Inf	2.95	3	Vertical	227	1.35	-	107.76	31.66	6.49	35.20
AV	5.3608G	53.58	54.00	-0.42	3.12	3	Vertical	227	1.35	-	50.46	31.79	6.52	35.18
PK	5.149995G	68.13	74.00	-5.87	2.90	3	Vertical	227	1.35	-	65.23	31.62	6.48	35.21
PK	5.2008G	117.53	Inf	-Inf	2.95	3	Vertical	227	1.35	-	114.58	31.66	6.49	35.20
PK	5.3608G	61.55	74.00	-12.45	3.12	3	Vertical	227	1.35	-	58.43	31.79	6.52	35.18

802.11a_Nss1,(6Mbps)_3TX

5200MHz_TX

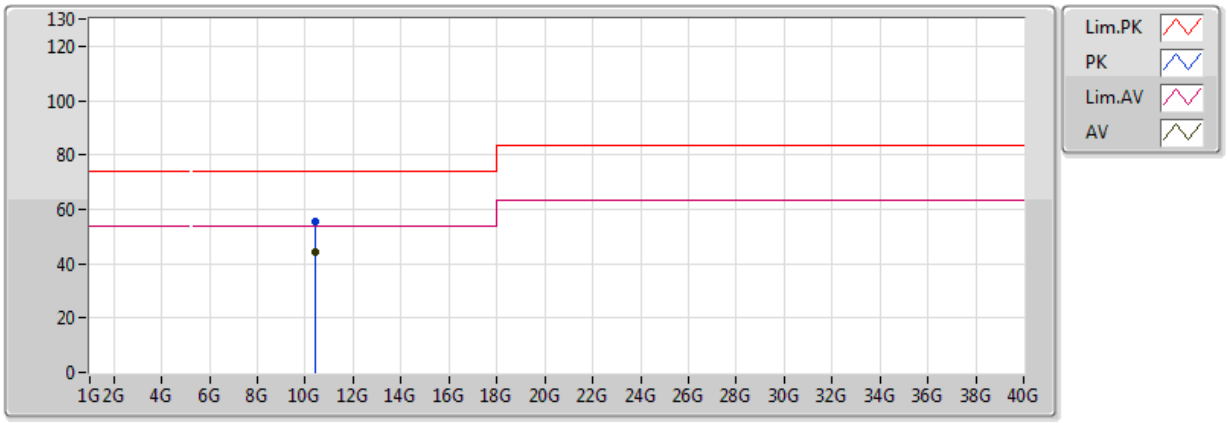

EUT = Y

Type	Freq	Level	Limit	Margin	Factor	Dist	Condition	Azimuth	Height	Comments	Raw	AF	CL	PA
	(Hz)	(dBuV/m)	(dBuV/m)	(dB)	(dB)	(m)		(°)	(m)		(dBuV)	(dB)	(dB)	(dB)
AV	10.39748G	44.03	54.00	-9.97	12.88	3	Vertical	360	1.50	-	31.15	39.46	9.21	35.78
PK	10.39664G	55.28	74.00	-18.72	12.88	3	Vertical	360	1.50	-	42.40	39.46	9.21	35.78

802.11a_Nss1,(6Mbps)_3TX

5200MHz_TX

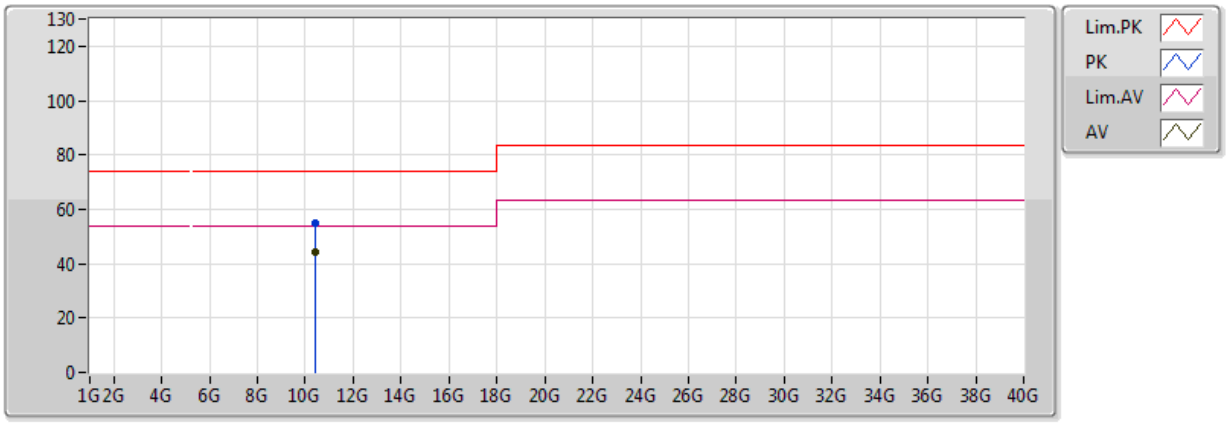

EUT = Y

Type	Freq	Level	Limit	Margin	Factor	Dist	Condition	Azimuth	Height	Comments	Raw	AF	CL	PA
	(Hz)	(dBuV/m)	(dBuV/m)	(dB)	(dB)	(m)		(°)	(m)		(dBuV)	(dB)	(dB)	(dB)
AV	10.38752G	44.09	54.00	-9.91	12.86	3	Horizontal	0	1.50	-	31.24	39.44	9.20	35.79
PK	10.40156G	55.13	74.00	-18.87	12.89	3	Horizontal	0	1.50	-	42.24	39.46	9.21	35.78

802.11a_Nss1,(6Mbps)_3TX

5240MHz_TX

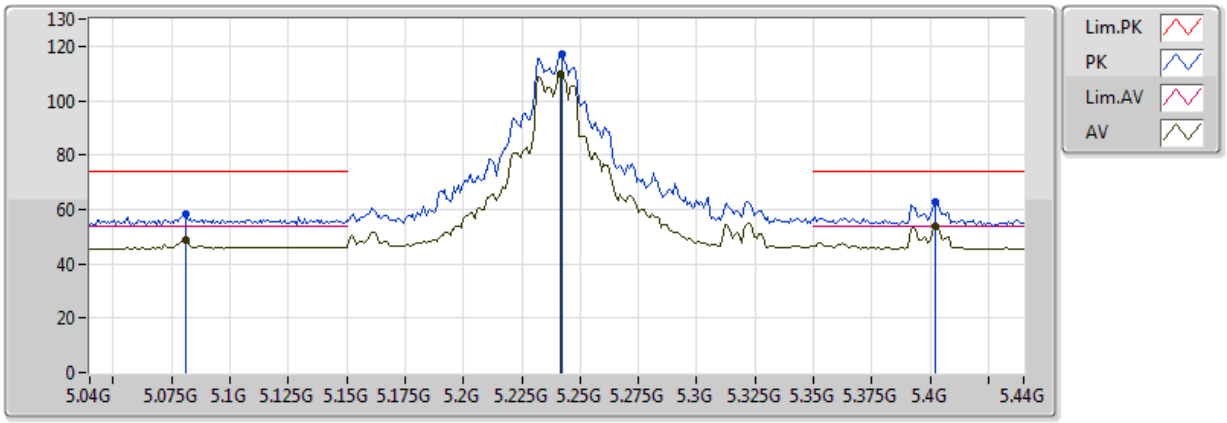

EUT = Y

Type	Freq	Level	Limit	Margin	Factor	Dist	Condition	Azimuth	Height	Comments	Raw	AF	CL	PA
	(Hz)	(dBuV/m)	(dBuV/m)	(dB)	(dB)	(m)		(°)	(m)		(dBuV)	(dB)	(dB)	(dB)
AV	5.2416G	110.05	Inf	-Inf	3.00	3	Vertical	138	1.48	-	107.05	31.69	6.50	35.20
AV	5.0808G	48.50	54.00	-5.50	2.83	3	Vertical	138	1.48	-	45.67	31.56	6.48	35.21
AV	5.4024G	53.55	54.00	-0.45	3.16	3	Vertical	138	1.48	-	50.38	31.82	6.52	35.18
PK	5.2424G	117.00	Inf	-Inf	3.00	3	Vertical	138	1.48	-	114.00	31.69	6.50	35.20
PK	5.0808G	58.27	74.00	-15.73	2.83	3	Vertical	138	1.48	-	55.44	31.56	6.48	35.21
PK	5.4024G	62.90	74.00	-11.10	3.16	3	Vertical	138	1.48	-	59.74	31.82	6.52	35.18

802.11a_Nss1,(6Mbps)_3TX

5240MHz_TX

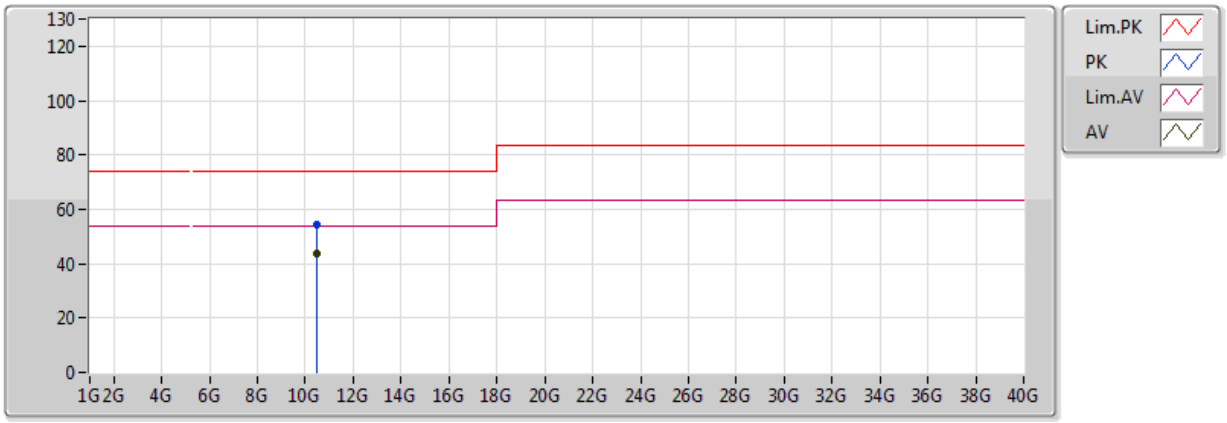

EUT = Y

Type	Freq	Level	Limit	Margin	Factor	Dist	Condition	Azimuth	Height	Comments	Raw	AF	CL	PA
	(Hz)	(dBuV/m)	(dBuV/m)	(dB)	(dB)	(m)		(°)	(m)		(dBuV)	(dB)	(dB)	(dB)
AV	10.48G	43.85	54.00	-10.15	13.10	3	Vertical	0	1.50	-	30.75	39.57	9.25	35.73
PK	10.47982G	54.48	74.00	-19.52	13.10	3	Vertical	0	1.50	-	41.38	39.57	9.25	35.73

802.11a_Nss1,(6Mbps)_3TX

5240MHz_TX

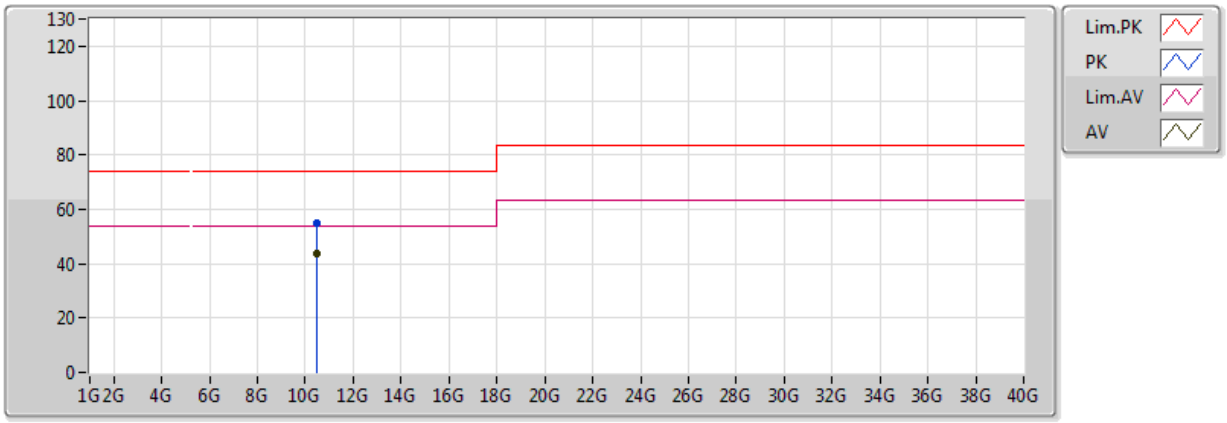

EUT = Y

Type	Freq	Level	Limit	Margin	Factor	Dist	Condition	Azimuth	Height	Comments	Raw	AF	CL	PA
	(Hz)	(dBuV/m)	(dBuV/m)	(dB)	(dB)	(m)		(°)	(m)		(dBuV)	(dB)	(dB)	(dB)
AV	10.47508G	43.76	54.00	-10.24	13.08	3	Horizontal	360	1.50	-	30.68	39.57	9.25	35.73
PK	10.4767G	54.95	74.00	-19.05	13.09	3	Horizontal	360	1.50	-	41.86	39.57	9.25	35.73

802.11a_Nss1,(6Mbps)_3TX

5745MHz_TX

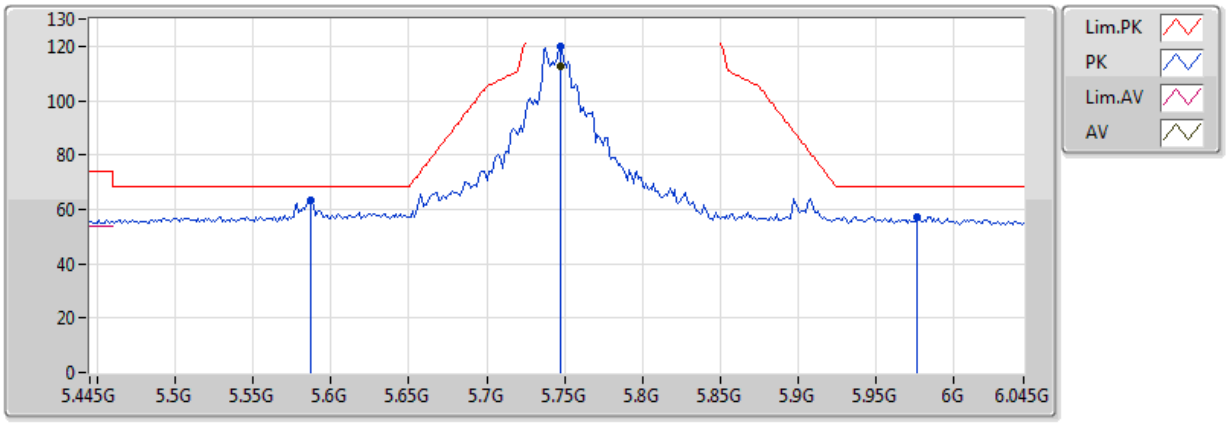

EUT = Y

Type	Freq	Level	Limit	Margin	Factor	Dist	Condition	Azimuth	Height	Comments	Raw	AF	CL	PA
	(Hz)	(dBuV/m)	(dBuV/m)	(dB)	(dB)	(m)		(°)	(m)		(dBuV)	(dB)	(dB)	(dB)
AV	5.7474G	112.40	Inf	-Inf	3.47	3	Vertical	177	1.33	-	108.93	32.20	6.46	35.18
PK	5.5866G	63.16	68.20	-5.04	3.34	3	Vertical	177	1.33	-	59.83	32.00	6.51	35.18
PK	5.7474G	119.84	Inf	-Inf	3.47	3	Vertical	177	1.33	-	116.37	32.20	6.46	35.18
PK	5.9766G	57.25	68.20	-10.95	3.66	3	Vertical	177	1.33	-	53.59	32.47	6.39	35.20

802.11a_Nss1,(6Mbps)_3TX

5745MHz_TX

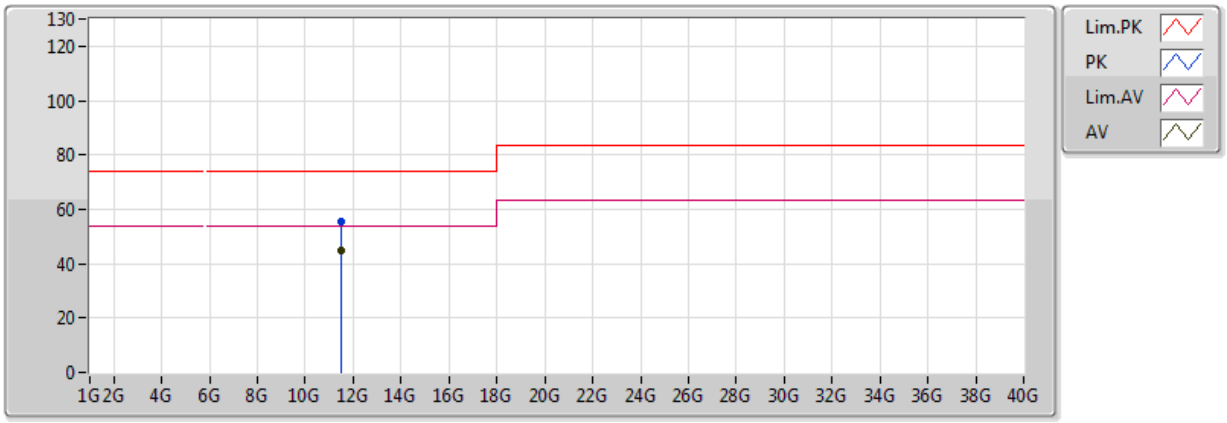

EUT = Y

Type	Freq	Level	Limit	Margin	Factor	Dist	Condition	Azimuth	Height	Comments	Raw	AF	CL	PA
	(Hz)	(dBuV/m)	(dBuV/m)	(dB)	(dB)	(m)		(°)	(m)		(dBuV)	(dB)	(dB)	(dB)
AV	11.48988G	44.55	54.00	-9.45	13.63	3	Vertical	360	1.50	-	30.92	39.57	9.54	35.48
PK	11.48328G	55.43	74.00	-18.57	13.64	3	Vertical	360	1.50	-	41.79	39.58	9.54	35.48

802.11a_Nss1,(6Mbps)_3TX

5745MHz_TX

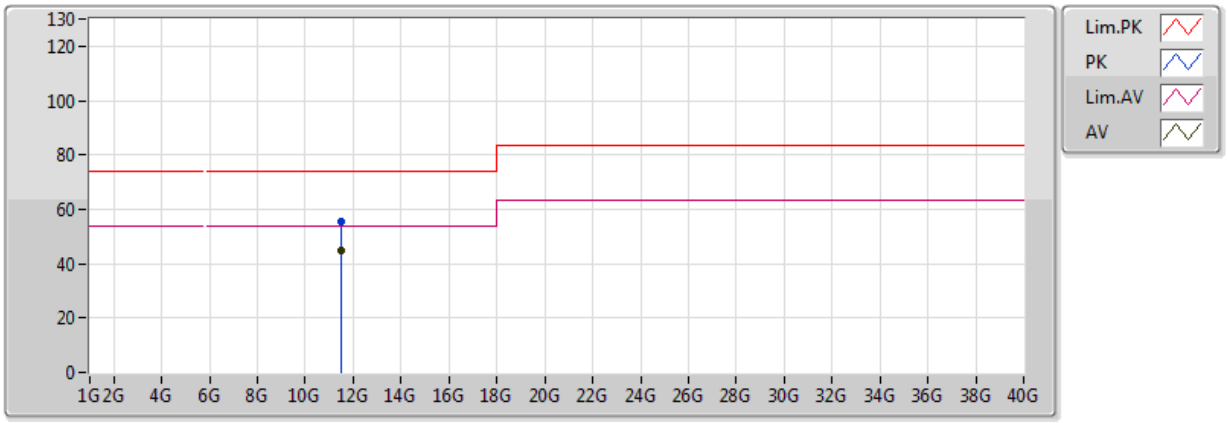

EUT = Y

Type	Freq	Level	Limit	Margin	Factor	Dist	Condition	Azimuth	Height	Comments	Raw	AF	CL	PA
	(Hz)	(dBuV/m)	(dBuV/m)	(dB)	(dB)	(m)		(°)	(m)		(dBuV)	(dB)	(dB)	(dB)
AV	11.4822G	44.57	54.00	-9.43	13.64	3	Horizontal	0	1.50	-	30.93	39.58	9.54	35.48
PK	11.50176G	55.34	74.00	-18.66	13.61	3	Horizontal	0	1.50	-	41.74	39.55	9.54	35.48

802.11a_Nss1,(6Mbps)_3TX

5785MHz_TX

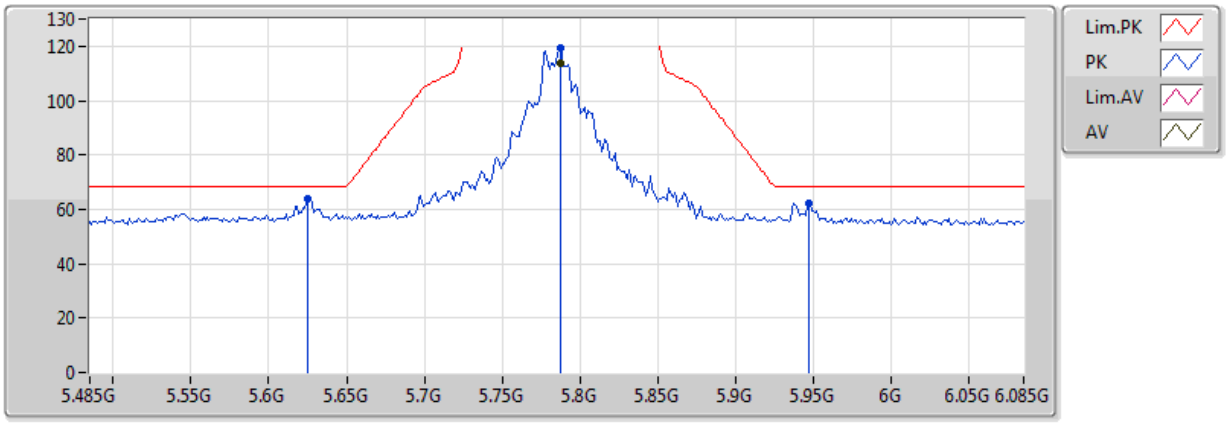

EUT = Y

Type	Freq	Level	Limit	Margin	Factor	Dist	Condition	Azimuth	Height	Comments	Raw	AF	CL	PA
	(Hz)	(dBuV/m)	(dBuV/m)	(dB)	(dB)	(m)		(°)	(m)		(dBuV)	(dB)	(dB)	(dB)
AV	5.7874G	113.67	Inf	-Inf	3.50	3	Vertical	178	1.36	-	110.17	32.24	6.45	35.19
PK	5.6254G	63.88	68.20	-4.32	3.37	3	Vertical	178	1.36	-	60.51	32.05	6.50	35.18
PK	5.7874G	119.34	Inf	-Inf	3.50	3	Vertical	178	1.36	-	115.83	32.24	6.45	35.19
PK	5.947G	62.31	68.20	-5.89	3.64	3	Vertical	178	1.36	-	58.67	32.44	6.40	35.19

802.11a_Nss1,(6Mbps)_3TX

5785MHz_TX

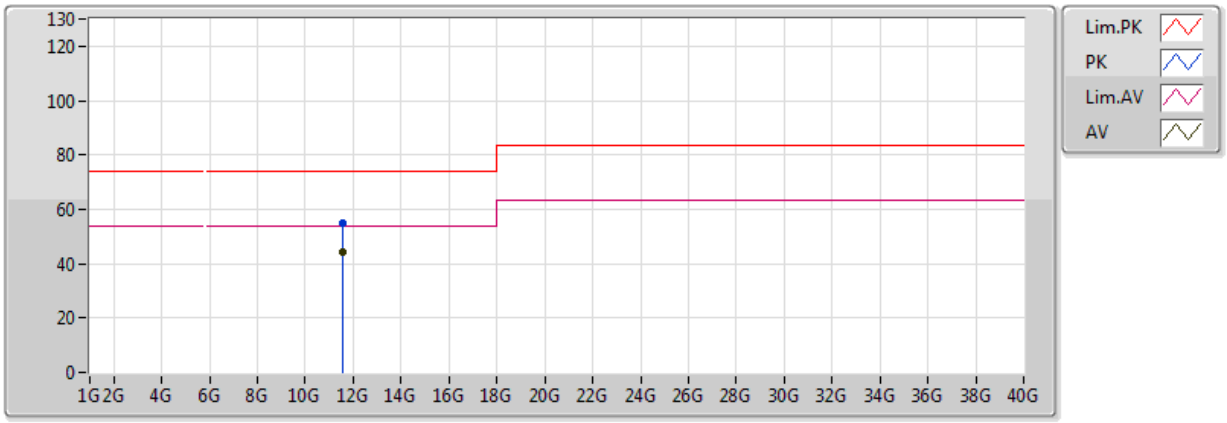

EUT = Y

Type	Freq	Level	Limit	Margin	Factor	Dist	Condition	Azimuth	Height	Comments	Raw	AF	CL	PA
	(Hz)	(dBuV/m)	(dBuV/m)	(dB)	(dB)	(m)		(°)	(m)		(dBuV)	(dB)	(dB)	(dB)
AV	11.58428G	44.24	54.00	-9.76	13.47	3	Vertical	360	1.50	-	30.77	39.42	9.54	35.50
PK	11.55566G	55.17	74.00	-18.83	13.52	3	Vertical	360	1.50	-	41.65	39.47	9.54	35.49

802.11a_Nss1,(6Mbps)_3TX

5785MHz_TX

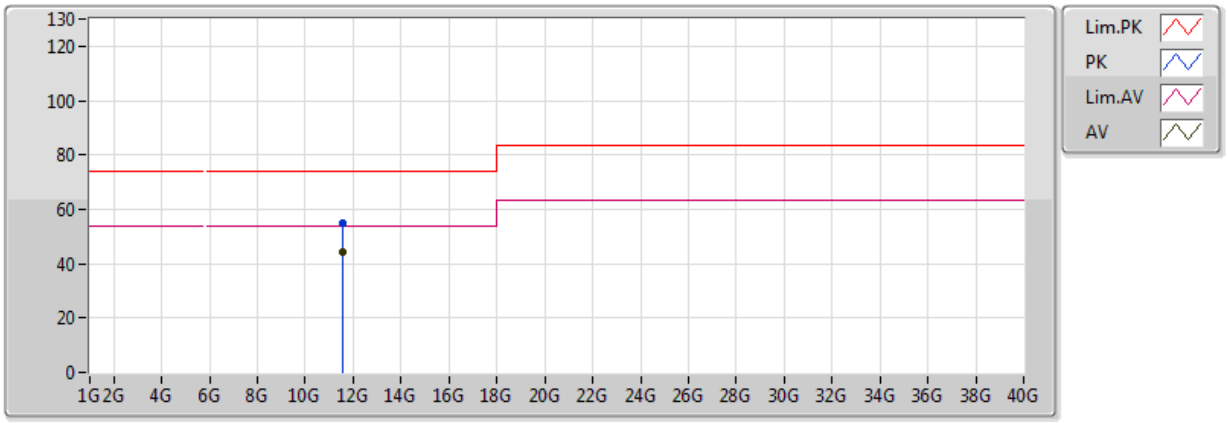

EUT = Y

Type	Freq	Level	Limit	Margin	Factor	Dist	Condition	Azimuth	Height	Comments	Raw	AF	CL	PA
	(Hz)	(dBuV/m)	(dBuV/m)	(dB)	(dB)	(m)		(°)	(m)		(dBuV)	(dB)	(dB)	(dB)
AV	11.58044G	44.28	54.00	-9.72	13.47	3	Horizontal	0	1.50	-	30.81	39.43	9.54	35.50
PK	11.56694G	55.12	74.00	-18.88	13.50	3	Horizontal	0	1.50	-	41.63	39.45	9.54	35.49

802.11a_Nss1,(6Mbps)_3TX

5825MHz_TX

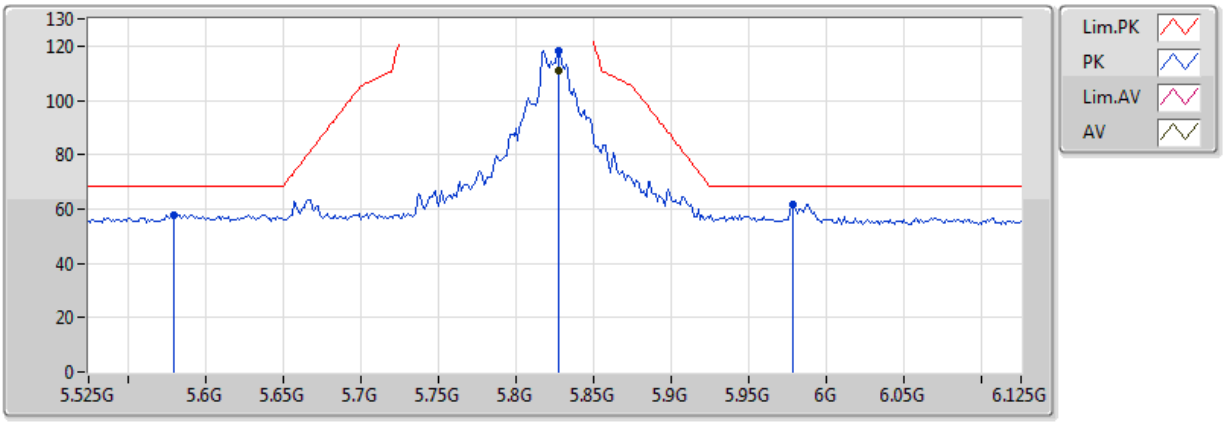

EUT = Y

Type	Freq	Level	Limit	Margin	Factor	Dist	Condition	Azimuth	Height	Comments	Raw	AF	CL	PA
	(Hz)	(dBuV/m)	(dBuV/m)	(dB)	(dB)	(m)		(°)	(m)		(dBuV)	(dB)	(dB)	(dB)
AV	5.8274G	111.15	Inf	-Inf	3.53	3	Vertical	175	1.26	-	107.61	32.29	6.43	35.19
PK	5.5802G	57.84	68.20	-10.36	3.33	3	Vertical	175	1.26	-	54.50	32.00	6.52	35.18
PK	5.8274G	118.47	Inf	-Inf	3.53	3	Vertical	175	1.26	-	114.94	32.29	6.43	35.19
PK	5.9786G	61.86	68.20	-6.34	3.66	3	Vertical	175	1.26	-	58.20	32.47	6.39	35.20

802.11a_Nss1,(6Mbps)_3TX

5825MHz_TX

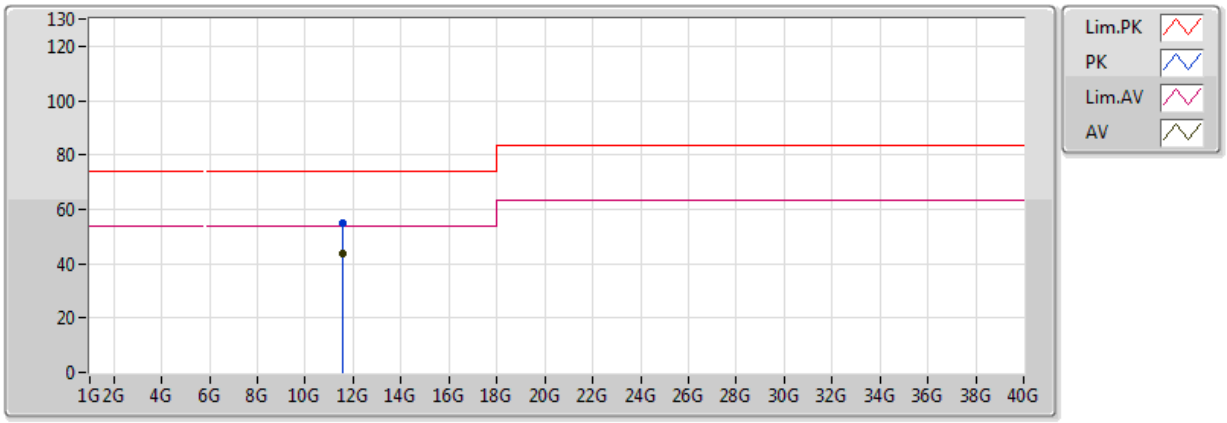

EUT = Y

Type	Freq	Level	Limit	Margin	Factor	Dist	Condition	Azimuth	Height	Comments	Raw	AF	CL	PA
	(Hz)	(dBuV/m)	(dBuV/m)	(dB)	(dB)	(m)		(°)	(m)		(dBuV)	(dB)	(dB)	(dB)
AV	11.58494G	43.79	54.00	-10.21	13.47	3	Vertical	0	1.50	-	30.33	39.42	9.54	35.50
PK	11.57366G	54.90	74.00	-19.10	13.48	3	Vertical	0	1.50	-	41.41	39.44	9.54	35.49

802.11a_Nss1,(6Mbps)_3TX

5825MHz_TX

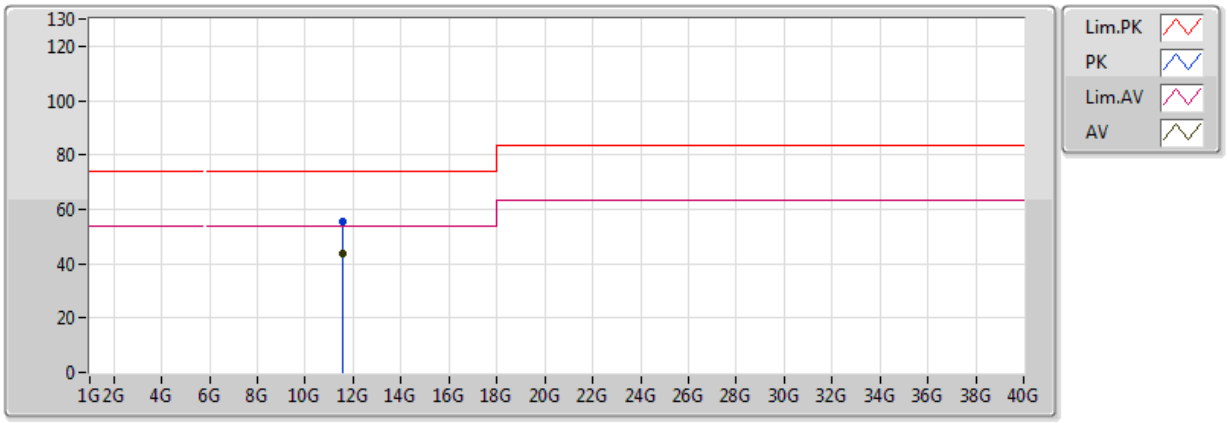

EUT = Y

Type	Freq	Level	Limit	Margin	Factor	Dist	Condition	Azimuth	Height	Comments	Raw	AF	CL	PA
	(Hz)	(dBuV/m)	(dBuV/m)	(dB)	(dB)	(m)		(°)	(m)		(dBuV)	(dB)	(dB)	(dB)
AV	11.58368G	43.84	54.00	-10.16	13.47	3	Horizontal	360	1.50	-	30.37	39.42	9.54	35.50
PK	11.56544G	55.47	74.00	-18.53	13.50	3	Horizontal	360	1.50	-	41.97	39.45	9.54	35.49

802.11ac VHT20_Nss1,(MCS0)_3TX

5180MHz_TX

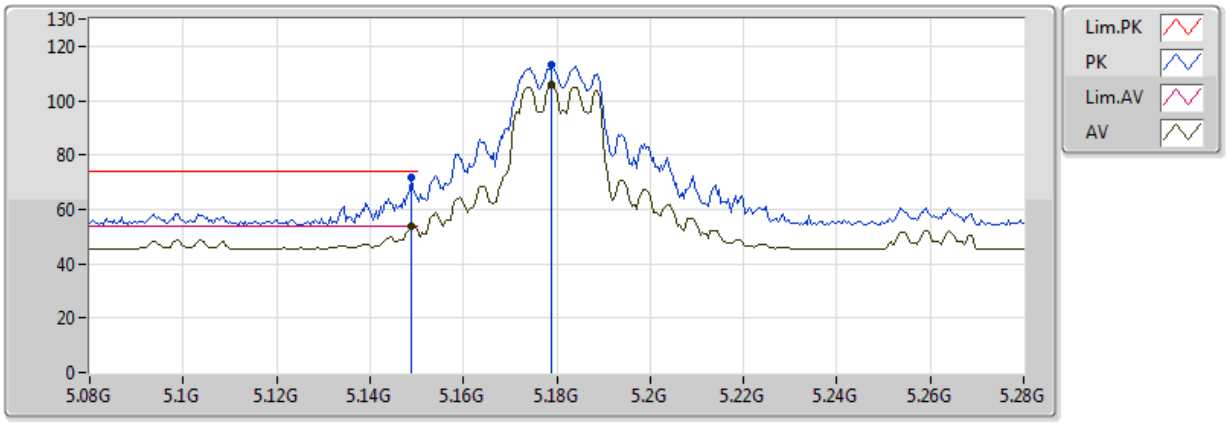

EUT = Y

Type	Freq	Level	Limit	Margin	Factor	Dist	Condition	Azimuth	Height	Comments	Raw	AF	CL	PA
	(Hz)	(dBuV/m)	(dBuV/m)	(dB)	(dB)	(m)		(°)	(m)		(dBuV)	(dB)	(dB)	(dB)
AV	5.1788G	105.67	Inf	-Inf	2.93	3	Vertical	122	1.48	-	102.74	31.64	6.49	35.20
AV	5.1488G	53.88	54.00	-0.12	2.90	3	Vertical	122	1.48	-	50.98	31.62	6.48	35.21
PK	5.1788G	113.02	Inf	-Inf	2.93	3	Vertical	122	1.48	-	110.09	31.64	6.49	35.20
PK	5.1488G	71.86	74.00	-2.14	2.90	3	Vertical	122	1.48	-	68.96	31.62	6.48	35.21

802.11ac VHT20_Nss1,(MCS0)_3TX

5180MHz_TX

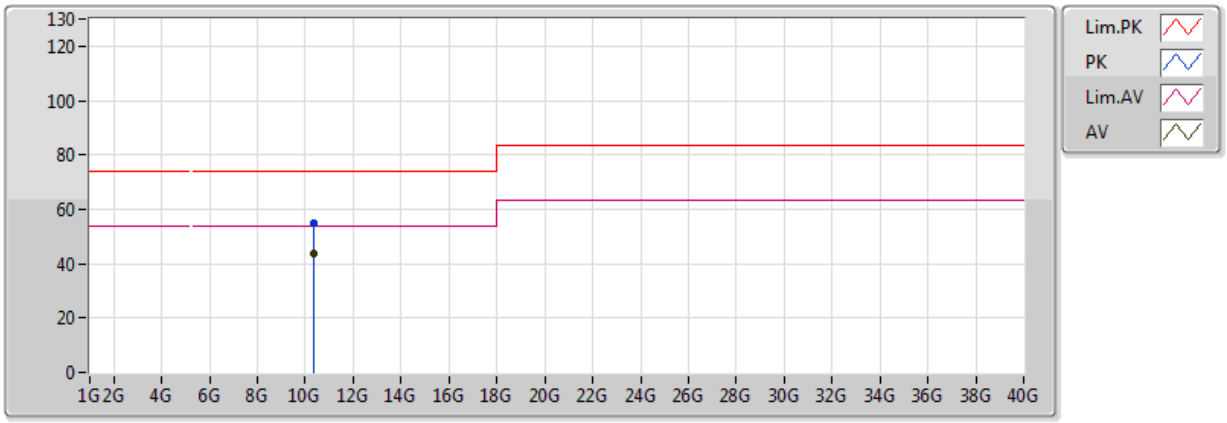

EUT = Y

Type	Freq	Level	Limit	Margin	Factor	Dist	Condition	Azimuth	Height	Comments	Raw	AF	CL	PA
	(Hz)	(dBuV/m)	(dBuV/m)	(dB)	(dB)	(m)		(°)	(m)		(dBuV)	(dB)	(dB)	(dB)
AV	10.35994G	43.81	54.00	-10.19	12.78	3	Vertical	0	1.50	-	31.03	39.40	9.19	35.81
PK	10.3633G	54.94	74.00	-19.06	12.79	3	Vertical	0	1.50	-	42.15	39.41	9.19	35.81

802.11ac VHT20_Nss1,(MCS0)_3TX

5180MHz_TX

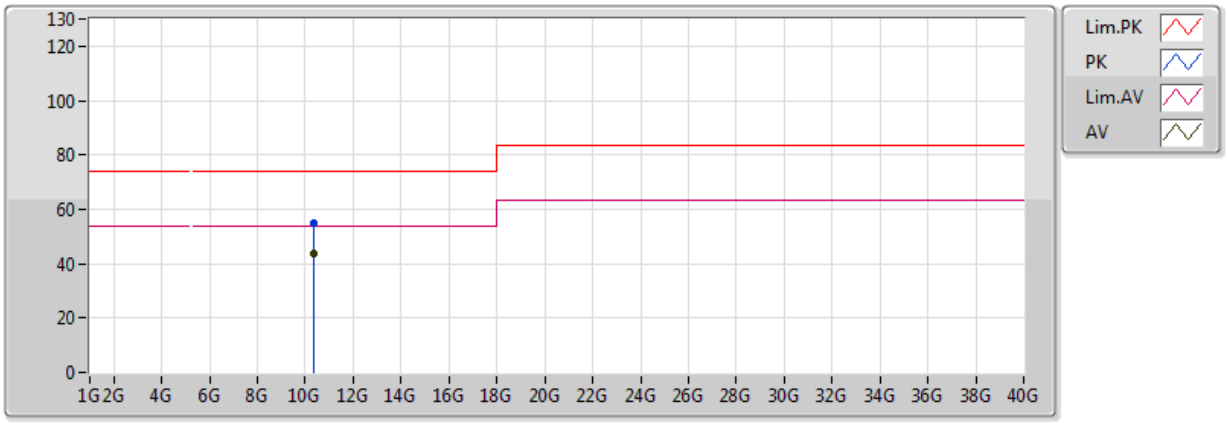

EUT = Y

Type	Freq	Level	Limit	Margin	Factor	Dist	Condition	Azimuth	Height	Comments	Raw	AF	CL	PA
	(Hz)	(dBuV/m)	(dBuV/m)	(dB)	(dB)	(m)		(°)	(m)		(dBuV)	(dB)	(dB)	(dB)
AV	10.35568G	43.91	54.00	-10.09	12.77	3	Horizontal	360	1.50	-	31.14	39.40	9.19	35.81
PK	10.37296G	54.82	74.00	-19.18	12.82	3	Horizontal	360	1.50	-	42.00	39.42	9.20	35.80

802.11ac VHT20_Nss1,(MCS0)_3TX

5200MHz_TX

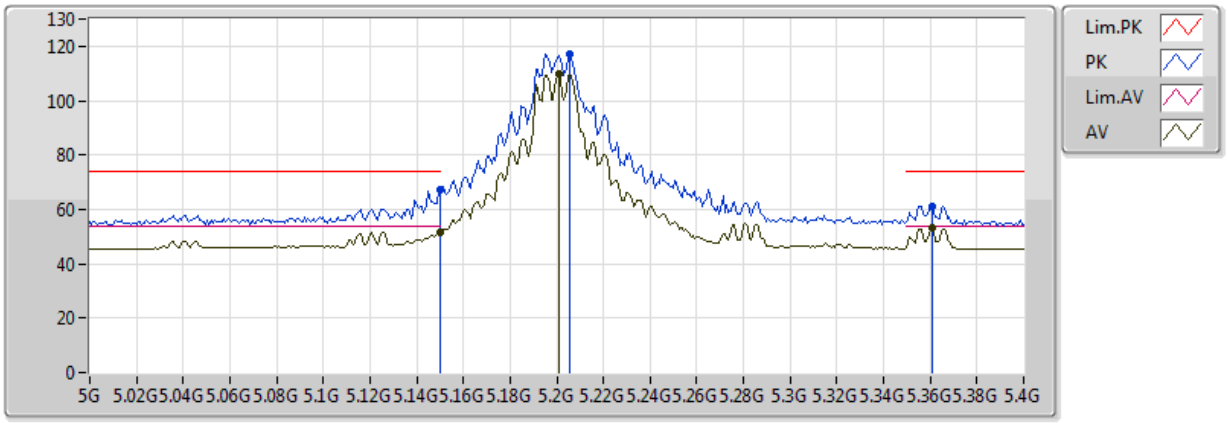

EUT = Y

Type	Freq	Level	Limit	Margin	Factor	Dist	Condition	Azimuth	Height	Comments	Raw	AF	CL	PA
	(Hz)	(dBuV/m)	(dBuV/m)	(dB)	(dB)	(m)		(°)	(m)		(dBuV)	(dB)	(dB)	(dB)
AV	5.149995G	51.77	54.00	-2.23	2.90	3	Vertical	226	1.33	-	48.87	31.62	6.48	35.21
AV	5.2008G	109.95	Inf	-Inf	2.95	3	Vertical	226	1.33	-	107.00	31.66	6.49	35.20
AV	5.3608G	53.33	54.00	-0.67	3.12	3	Vertical	226	1.33	-	50.21	31.79	6.52	35.18
PK	5.149995G	67.10	74.00	-6.90	2.90	3	Vertical	226	1.33	-	64.20	31.62	6.48	35.21
PK	5.2056G	117.05	Inf	-Inf	2.96	3	Vertical	226	1.33	-	114.09	31.66	6.49	35.20
PK	5.3608G	61.20	74.00	-12.80	3.12	3	Vertical	226	1.33	-	58.08	31.79	6.52	35.18

802.11ac VHT20_Nss1,(MCS0)_3TX

5200MHz_TX

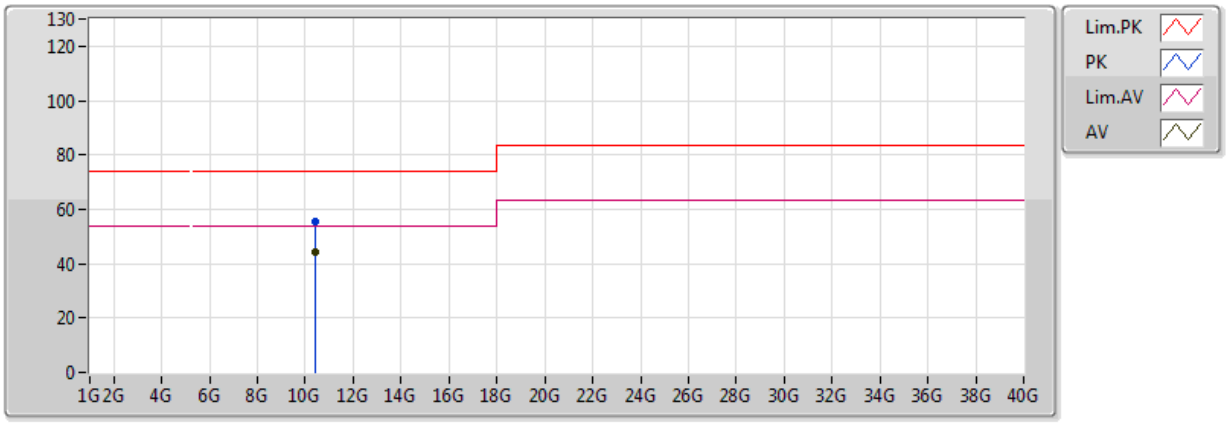

EUT = Y

Type	Freq	Level	Limit	Margin	Factor	Dist	Condition	Azimuth	Height	Comments	Raw	AF	CL	PA
	(Hz)	(dBuV/m)	(dBuV/m)	(dB)	(dB)	(m)		(°)	(m)		(dBuV)	(dB)	(dB)	(dB)
AV	10.40324G	44.08	54.00	-9.92	12.90	3	Vertical	0	1.50	-	31.18	39.46	9.21	35.78
PK	10.3952G	55.35	74.00	-18.65	12.88	3	Vertical	0	1.50	-	42.48	39.45	9.21	35.79

802.11ac VHT20_Nss1,(MCS0)_3TX

5200MHz_TX

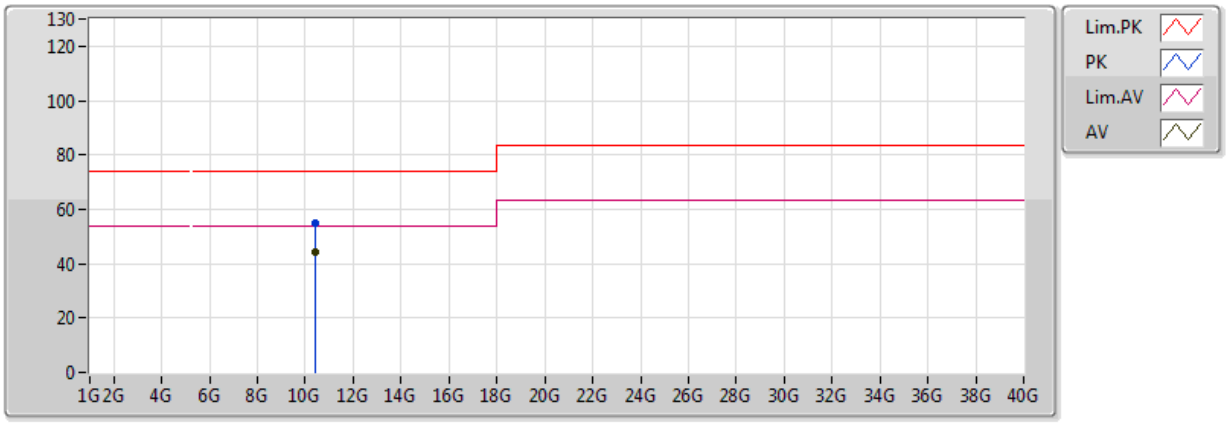

EUT = Y

Type	Freq	Level	Limit	Margin	Factor	Dist	Condition	Azimuth	Height	Comments	Raw	AF	CL	PA
	(Hz)	(dBuV/m)	(dBuV/m)	(dB)	(dB)	(m)		(°)	(m)		(dBuV)	(dB)	(dB)	(dB)
AV	10.39958G	44.03	54.00	-9.97	12.89	3	Horizontal	360	1.50	-	31.14	39.46	9.21	35.78
PK	10.40726G	55.11	74.00	-18.89	12.91	3	Horizontal	360	1.50	-	42.20	39.47	9.21	35.78

802.11ac VHT20_Nss1,(MCS0)_3TX

5240MHz_TX

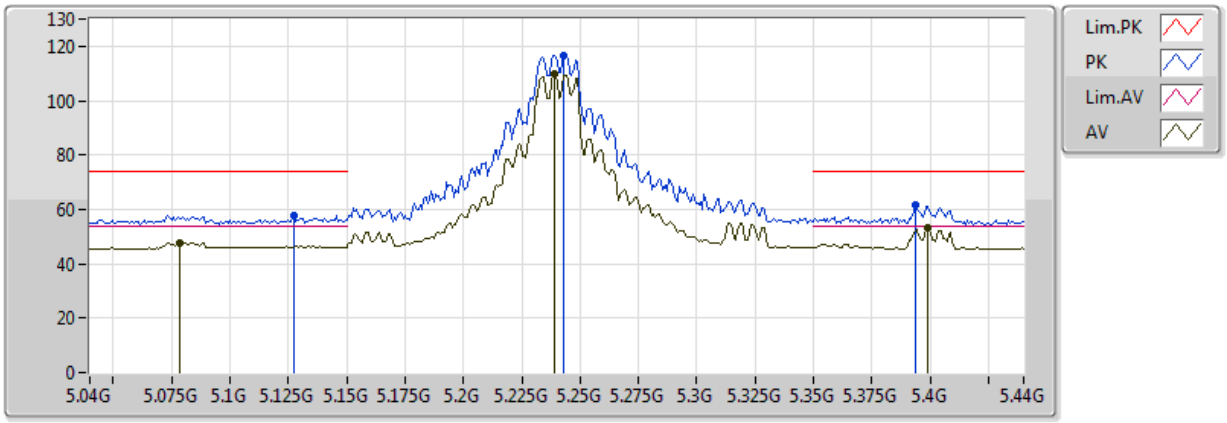

EUT = Y

Type	Freq	Level	Limit	Margin	Factor	Dist	Condition	Azimuth	Height	Comments	Raw	AF	CL	PA
	(Hz)	(dBuV/m)	(dBuV/m)	(dB)	(dB)	(m)		(°)	(m)		(dBuV)	(dB)	(dB)	(dB)
AV	5.0784G	47.60	54.00	-6.40	2.83	3	Vertical	124	1.49	-	44.77	31.56	6.48	35.21
AV	5.2392G	109.74	Inf	-Inf	2.99	3	Vertical	124	1.49	-	106.74	31.69	6.50	35.20
AV	5.3992G	53.24	54.00	-0.76	3.16	3	Vertical	124	1.49	-	50.08	31.82	6.52	35.18
PK	5.1272G	57.65	74.00	-16.35	2.88	3	Vertical	124	1.49	-	54.78	31.60	6.48	35.21
PK	5.2432G	116.68	Inf	-Inf	3.00	3	Vertical	124	1.49	-	113.68	31.69	6.50	35.20
PK	5.3936G	61.38	74.00	-12.62	3.15	3	Vertical	124	1.49	-	58.23	31.81	6.52	35.18

802.11ac VHT20_Nss1,(MCS0)_3TX

5240MHz_TX

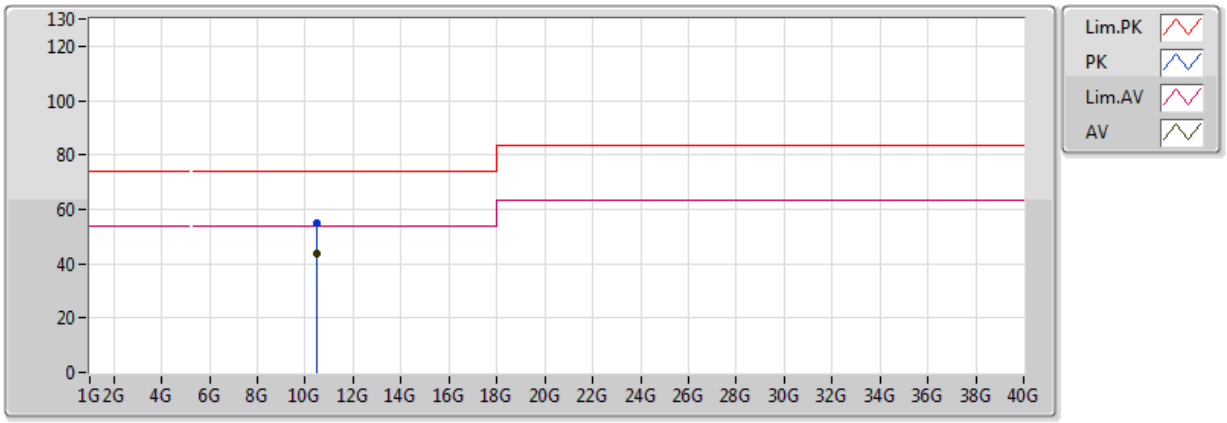

EUT = Y

Type	Freq	Level	Limit	Margin	Factor	Dist	Condition	Azimuth	Height	Comments	Raw	AF	CL	PA
	(Hz)	(dBuV/m)	(dBuV/m)	(dB)	(dB)	(m)		(°)	(m)		(dBuV)	(dB)	(dB)	(dB)
AV	10.47994G	43.80	54.00	-10.20	13.10	3	Vertical	360	1.50	-	30.70	39.57	9.25	35.73
PK	10.48462G	54.74	74.00	-19.26	13.11	3	Vertical	360	1.50	-	41.63	39.58	9.26	35.73

802.11ac VHT20_Nss1,(MCS0)_3TX

5240MHz_TX

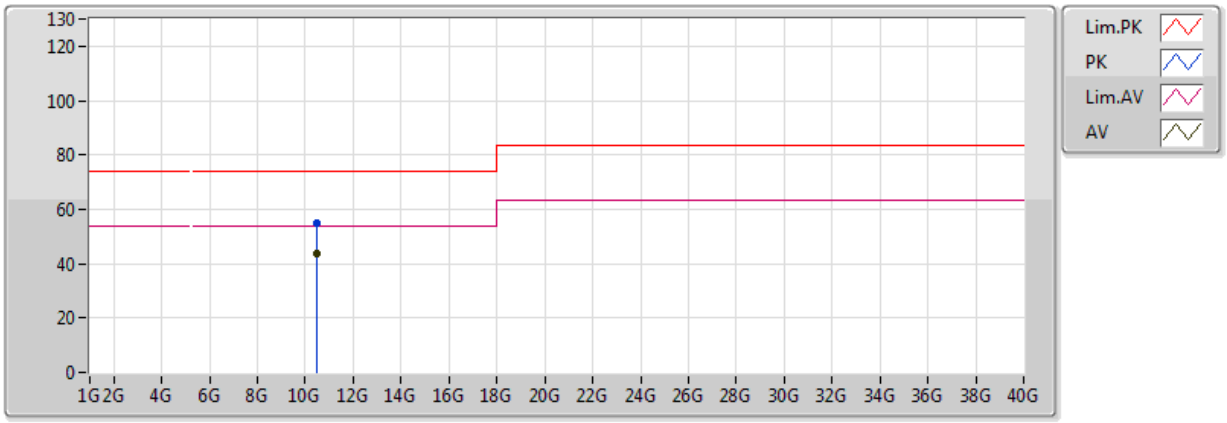

EUT = Y

Type	Freq	Level	Limit	Margin	Factor	Dist	Condition	Azimuth	Height	Comments	Raw	AF	CL	PA
	(Hz)	(dBuV/m)	(dBuV/m)	(dB)	(dB)	(m)		(°)	(m)		(dBuV)	(dB)	(dB)	(dB)
AV	10.48G	43.79	54.00	-10.21	13.10	3	Horizontal	0	1.50	-	30.69	39.57	9.25	35.73
PK	10.48318G	55.02	74.00	-18.98	13.11	3	Horizontal	0	1.50	-	41.91	39.58	9.26	35.73

802.11ac VHT20_Nss1,(MCS0)_3TX

5745MHz_TX

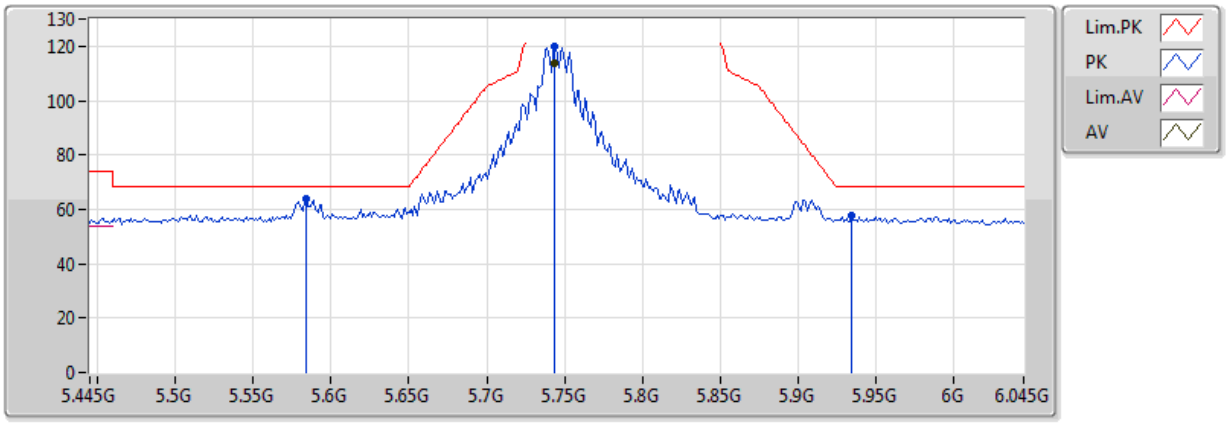

EUT = Y

Type	Freq	Level	Limit	Margin	Factor	Dist	Condition	Azimuth	Height	Comments	Raw	AF	CL	PA
	(Hz)	(dBuV/m)	(dBuV/m)	(dB)	(dB)	(m)		(°)	(m)		(dBuV)	(dB)	(dB)	(dB)
AV	5.7438G	113.60	Inf	-Inf	3.47	3	Vertical	171	1.50	-	110.12	32.19	6.46	35.18
PK	5.5842G	63.63	68.20	-4.57	3.34	3	Vertical	171	1.50	-	60.29	32.00	6.51	35.18
PK	5.7438G	119.67	Inf	-Inf	3.47	3	Vertical	171	1.50	-	116.20	32.19	6.46	35.18
PK	5.9346G	57.44	68.20	-10.76	3.63	3	Vertical	171	1.50	-	53.81	32.42	6.40	35.19

802.11ac VHT20_Nss1,(MCS0)_3TX

5745MHz_TX

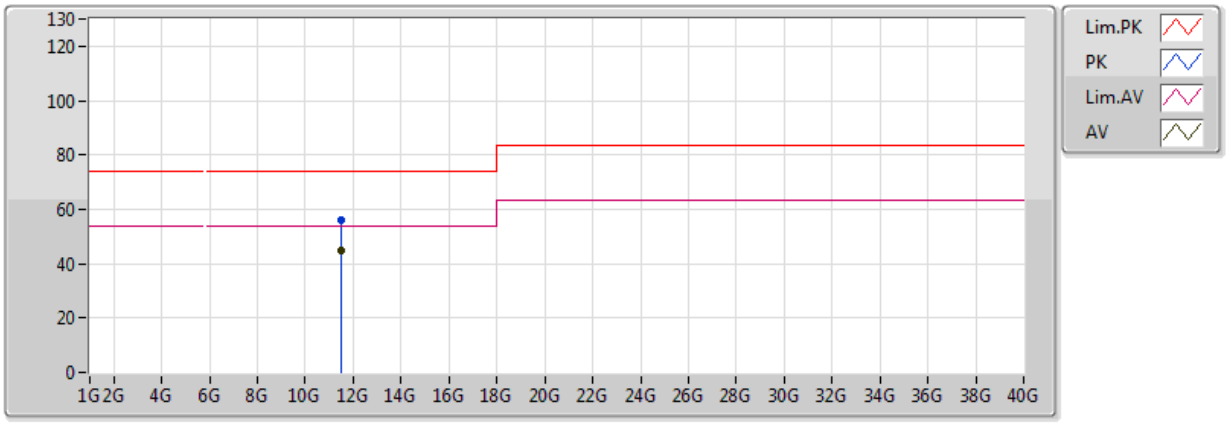

EUT = Y

Type	Freq	Level	Limit	Margin	Factor	Dist	Condition	Azimuth	Height	Comments	Raw	AF	CL	PA
	(Hz)	(dBuV/m)	(dBuV/m)	(dB)	(dB)	(m)		(°)	(m)		(dBuV)	(dB)	(dB)	(dB)
AV	11.47512G	44.56	54.00	-9.44	13.65	3	Vertical	0	1.50	-	30.91	39.59	9.54	35.48
PK	11.4909G	55.81	74.00	-18.19	13.63	3	Vertical	0	1.50	-	42.18	39.56	9.54	35.48

802.11ac VHT20_Nss1,(MCS0)_3TX

5745MHz_TX

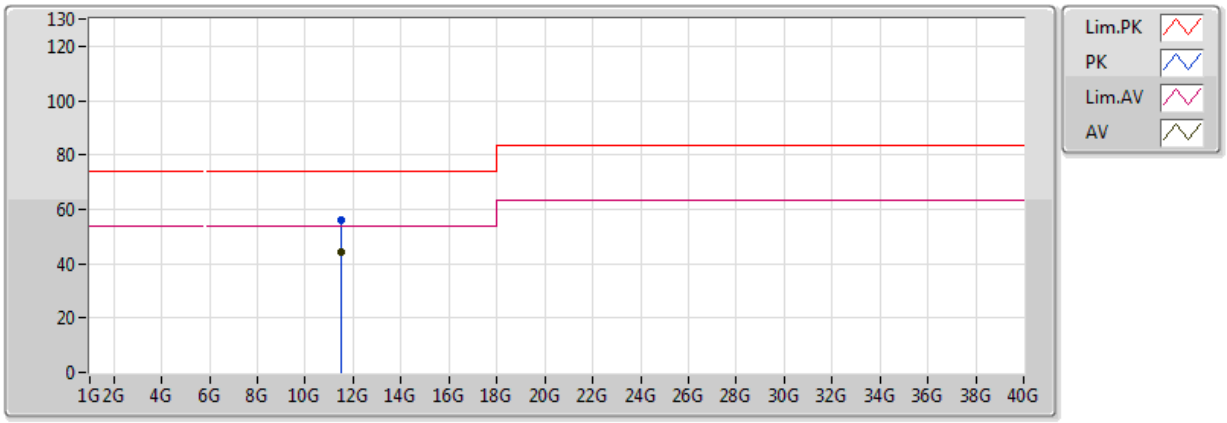

EUT = Y

Type	Freq	Level	Limit	Margin	Factor	Dist	Condition	Azimuth	Height	Comments	Raw	AF	CL	PA
	(Hz)	(dBuV/m)	(dBuV/m)	(dB)	(dB)	(m)		(°)	(m)		(dBuV)	(dB)	(dB)	(dB)
AV	11.47908G	44.52	54.00	-9.48	13.65	3	Horizontal	360	1.50	-	30.88	39.58	9.54	35.48
PK	11.48298G	56.25	74.00	-17.75	13.64	3	Horizontal	360	1.50	-	42.61	39.58	9.54	35.48

802.11ac VHT20_Nss1,(MCS0)_3TX

5785MHz_TX

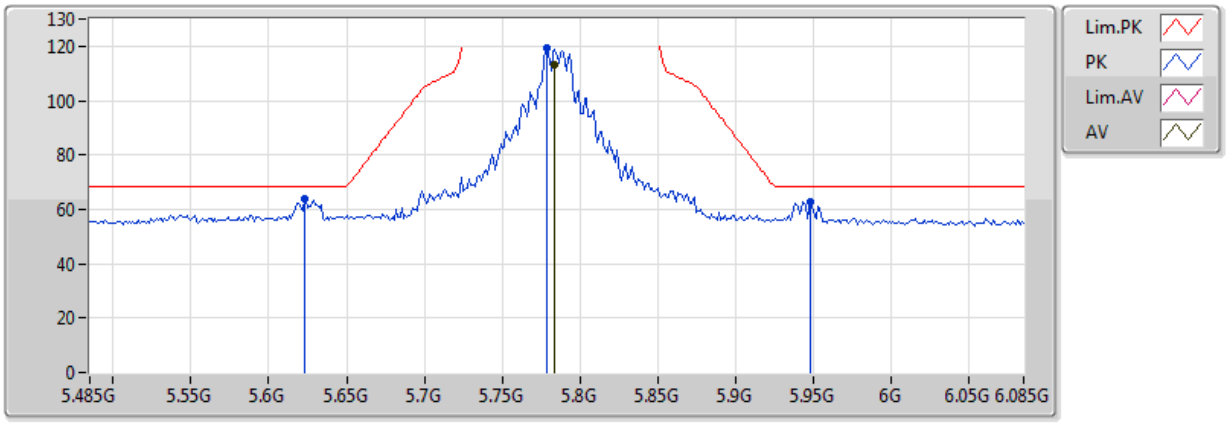

EUT = Y

Type	Freq	Level	Limit	Margin	Factor	Dist	Condition	Azimuth	Height	Comments	Raw	AF	CL	PA
	(Hz)	(dBuV/m)	(dBuV/m)	(dB)	(dB)	(m)		(°)	(m)		(dBuV)	(dB)	(dB)	(dB)
AV	5.7838G	113.12	Inf	-Inf	3.50	3	Vertical	172	1.38	-	109.62	32.24	6.45	35.19
PK	5.623G	63.68	68.20	-4.52	3.37	3	Vertical	172	1.38	-	60.31	32.05	6.50	35.18
PK	5.779G	119.13	Inf	-Inf	3.50	3	Vertical	172	1.38	-	115.63	32.23	6.45	35.19
PK	5.9482G	63.00	68.20	-5.20	3.64	3	Vertical	172	1.38	-	59.36	32.44	6.40	35.19

802.11ac VHT20_Nss1,(MCS0)_3TX

5785MHz_TX

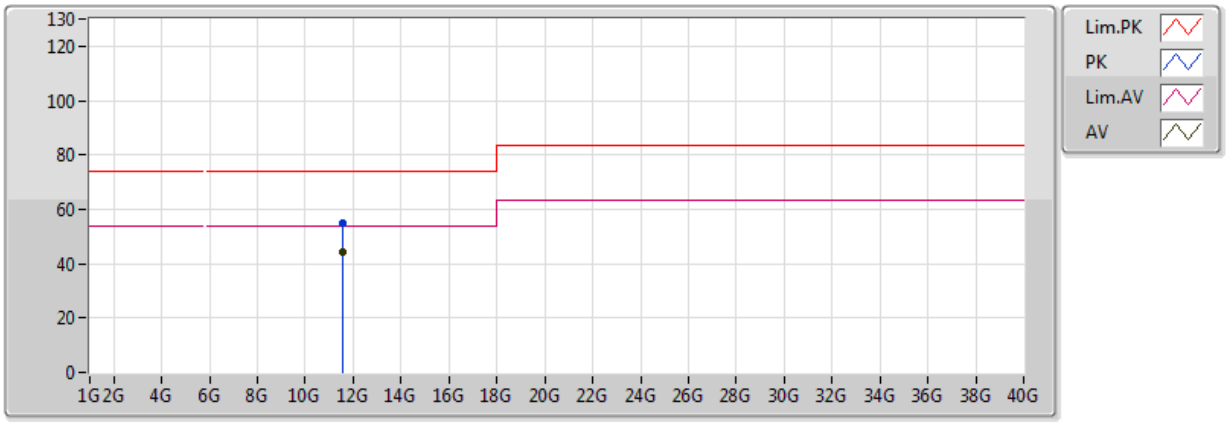

EUT = Y

Type	Freq	Level	Limit	Margin	Factor	Dist	Condition	Azimuth	Height	Comments	Raw	AF	CL	PA
	(Hz)	(dBuV/m)	(dBuV/m)	(dB)	(dB)	(m)		(°)	(m)		(dBuV)	(dB)	(dB)	(dB)
AV	11.58488G	44.23	54.00	-9.77	13.47	3	Vertical	360	1.50	-	30.77	39.42	9.54	35.50
PK	11.57732G	54.76	74.00	-19.24	13.48	3	Vertical	360	1.50	-	41.29	39.43	9.54	35.50

802.11ac VHT20_Nss1,(MCS0)_3TX

5785MHz_TX

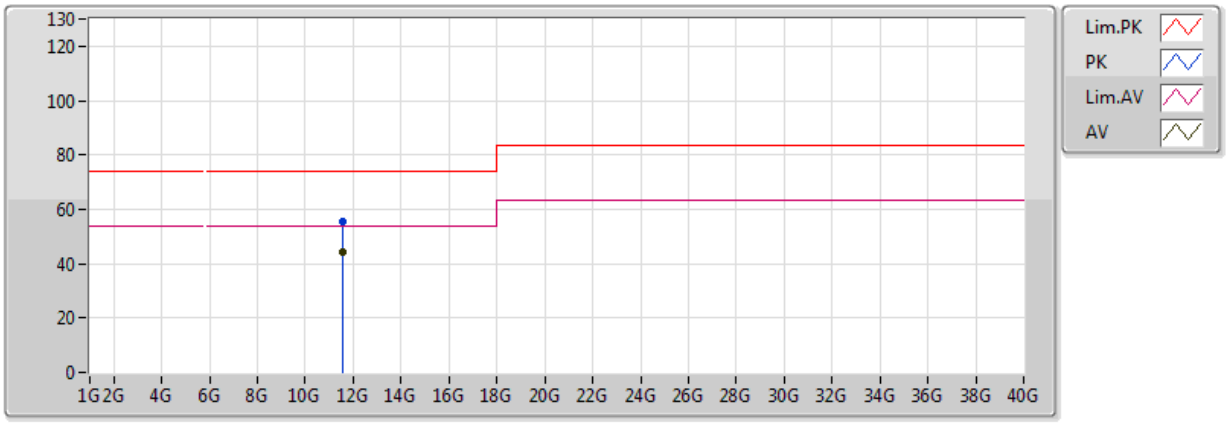

EUT = Y

Type	Freq	Level	Limit	Margin	Factor	Dist	Condition	Azimuth	Height	Comments	Raw	AF	CL	PA
	(Hz)	(dBuV/m)	(dBuV/m)	(dB)	(dB)	(m)		(°)	(m)		(dBuV)	(dB)	(dB)	(dB)
AV	11.58056G	44.18	54.00	-9.82	13.47	3	Horizontal	0	1.50	-	30.71	39.43	9.54	35.50
PK	11.57372G	55.33	74.00	-18.67	13.48	3	Horizontal	0	1.50	-	41.84	39.44	9.54	35.49

802.11ac VHT20_Nss1,(MCS0)_3TX

5825MHz_TX

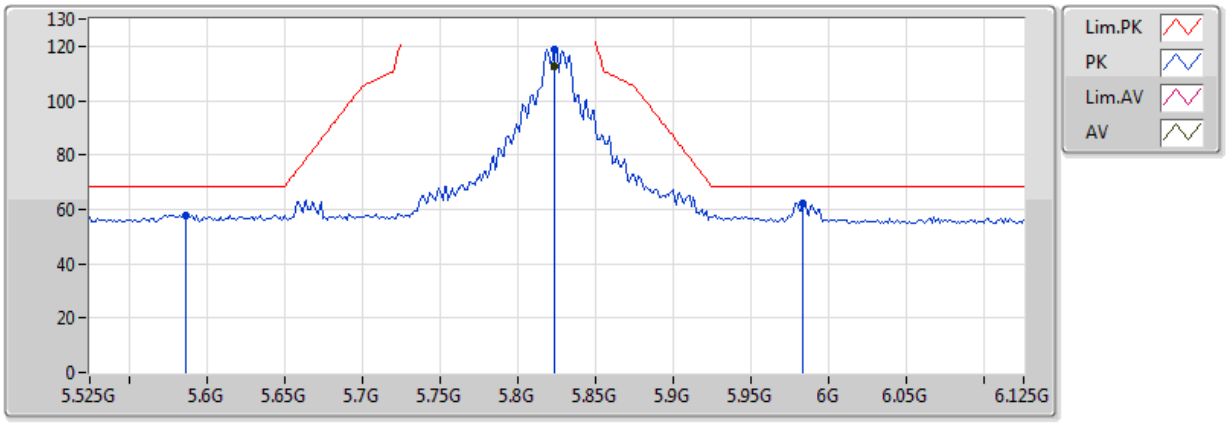

EUT = Y

Type	Freq	Level	Limit	Margin	Factor	Dist	Condition	Azimuth	Height	Comments	Raw	AF	CL	PA
	(Hz)	(dBuV/m)	(dBuV/m)	(dB)	(dB)	(m)		(°)	(m)		(dBuV)	(dB)	(dB)	(dB)
AV	5.8238G	112.61	Inf	-Inf	3.53	3	Vertical	170	1.50	-	109.08	32.29	6.43	35.19
PK	5.5862G	57.90	68.20	-10.30	3.34	3	Vertical	170	1.50	-	54.56	32.00	6.51	35.18
PK	5.8238G	118.83	Inf	-Inf	3.53	3	Vertical	170	1.50	-	115.30	32.29	6.43	35.19
PK	5.9834G	62.00	68.20	-6.20	3.67	3	Vertical	170	1.50	-	58.33	32.48	6.38	35.20

802.11ac VHT20_Nss1,(MCS0)_3TX

5825MHz_TX

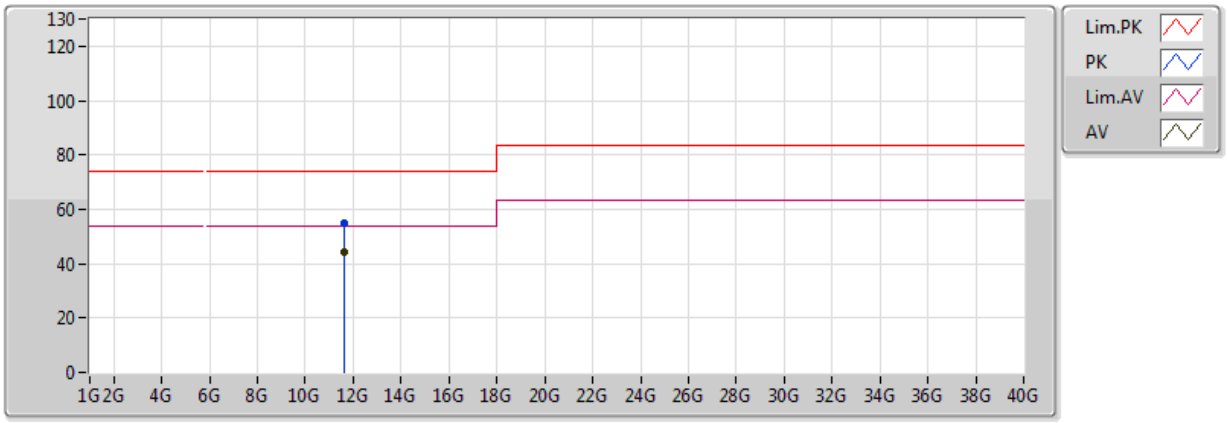

EUT = Y

Type	Freq	Level	Limit	Margin	Factor	Dist	Condition	Azimuth	Height	Comments	Raw	AF	CL	PA
	(Hz)	(dBuV/m)	(dBuV/m)	(dB)	(dB)	(m)		(°)	(m)		(dBuV)	(dB)	(dB)	(dB)
AV	11.65054G	44.25	54.00	-9.75	13.35	3	Vertical	360	1.50	-	30.89	39.32	9.54	35.51
PK	11.63554G	55.10	74.00	-18.90	13.38	3	Vertical	360	1.50	-	41.72	39.35	9.54	35.51

802.11ac VHT20_Nss1,(MCS0)_3TX

5825MHz_TX

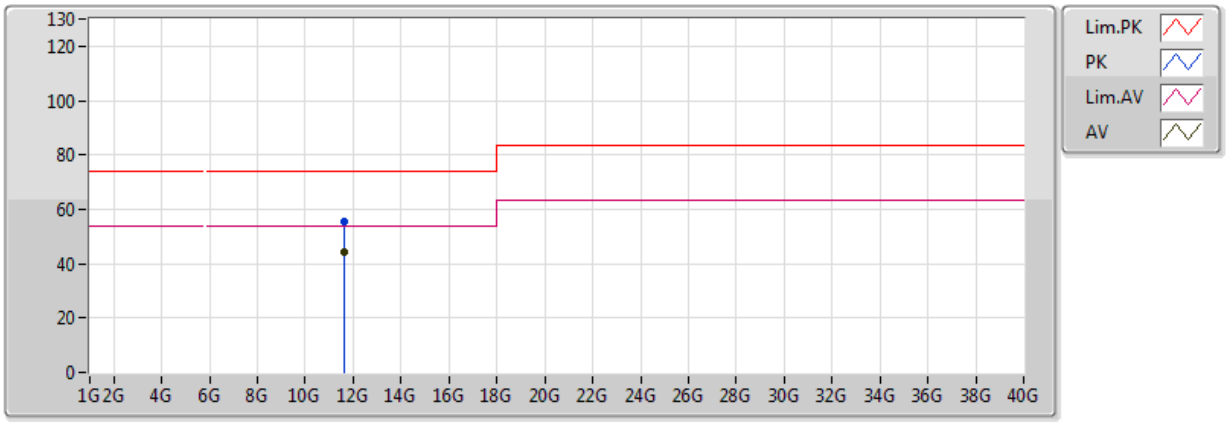

EUT = Y

Type	Freq	Level	Limit	Margin	Factor	Dist	Condition	Azimuth	Height	Comments	Raw	AF	CL	PA
	(Hz)	(dBuV/m)	(dBuV/m)	(dB)	(dB)	(m)		(°)	(m)		(dBuV)	(dB)	(dB)	(dB)
AV	11.64256G	44.25	54.00	-9.75	13.37	3	Horizontal	0	1.50	-	30.88	39.34	9.54	35.51
PK	11.64298G	55.48	74.00	-18.52	13.37	3	Horizontal	0	1.50	-	42.12	39.34	9.54	35.51

802.11ac VHT40_Nss1,(MCS0)_3TX

5190MHz_TX

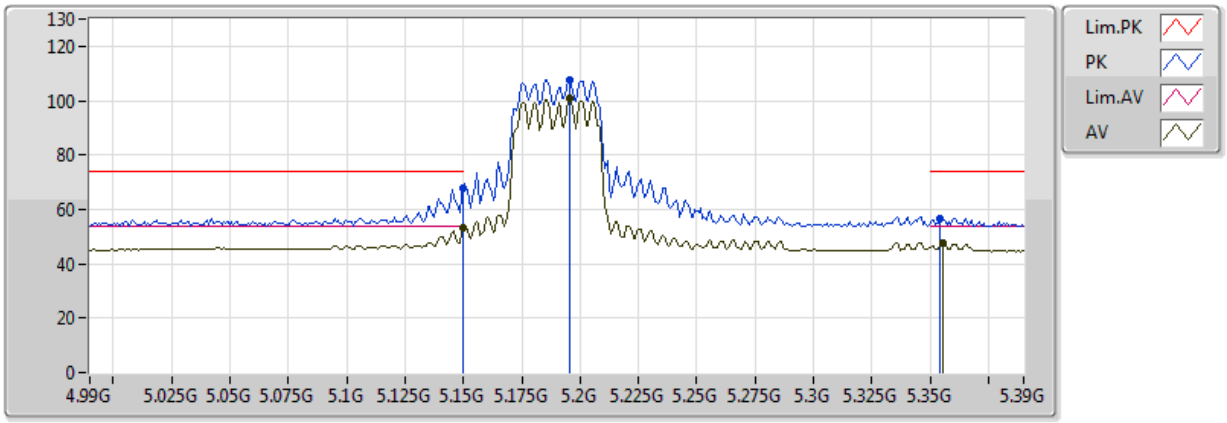

EUT = Y

Type	Freq	Level	Limit	Margin	Factor	Dist	Condition	Azimuth	Height	Comments	Raw	AF	CL	PA
	(Hz)	(dBuV/m)	(dBuV/m)	(dB)	(dB)	(m)		(°)	(m)		(dBuV)	(dB)	(dB)	(dB)
AV	5.149995G	53.36	54.00	-0.64	2.90	3	Vertical	227	1.33	-	50.46	31.62	6.48	35.21
AV	5.1956G	100.67	Inf	-Inf	2.95	3	Vertical	227	1.33	-	97.72	31.66	6.49	35.20
AV	5.3556G	47.72	54.00	-6.28	3.12	3	Vertical	227	1.33	-	44.60	31.78	6.52	35.18
PK	5.149995G	67.71	74.00	-6.29	2.90	3	Vertical	227	1.33	-	64.81	31.62	6.48	35.21
PK	5.1956G	107.80	Inf	-Inf	2.95	3	Vertical	227	1.33	-	104.85	31.66	6.49	35.20
PK	5.354G	56.66	74.00	-17.34	3.11	3	Vertical	227	1.33	-	53.55	31.78	6.52	35.18

802.11ac VHT40_Nss1,(MCS0)_3TX

5190MHz_TX

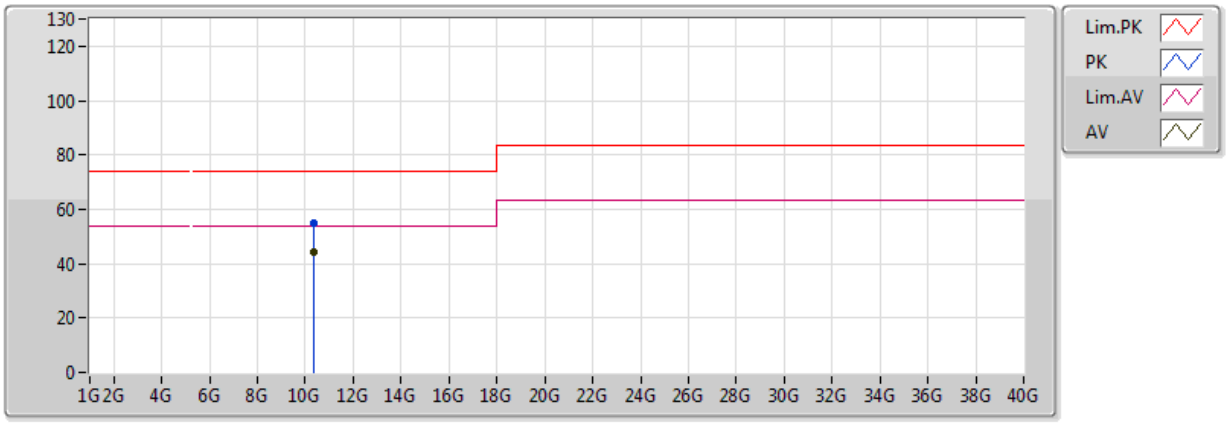

EUT = Y

Type	Freq	Level	Limit	Margin	Factor	Dist	Condition	Azimuth	Height	Comments	Raw	AF	CL	PA
	(Hz)	(dBuV/m)	(dBuV/m)	(dB)	(dB)	(m)		(°)	(m)		(dBuV)	(dB)	(dB)	(dB)
AV	10.3695G	44.08	54.00	-9.92	12.81	3	Vertical	360	1.50	-	31.28	39.42	9.19	35.80
PK	10.37436G	54.75	74.00	-19.25	12.82	3	Vertical	360	1.50	-	41.93	39.42	9.20	35.80

802.11ac VHT40_Nss1,(MCS0)_3TX

5190MHz_TX

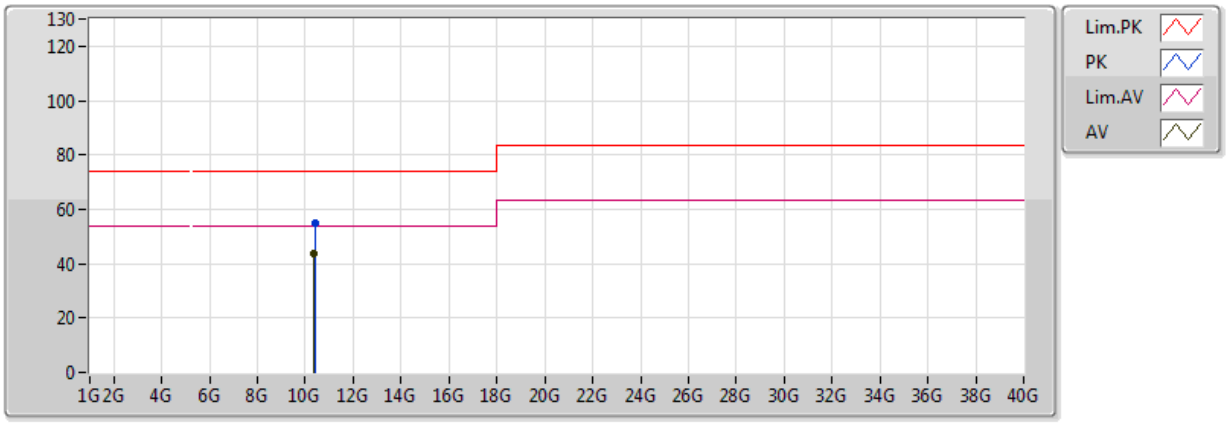

EUT = Y

Type	Freq	Level	Limit	Margin	Factor	Dist	Condition	Azimuth	Height	Comments	Raw	AF	CL	PA
	(Hz)	(dBuV/m)	(dBuV/m)	(dB)	(dB)	(m)		(°)	(m)		(dBuV)	(dB)	(dB)	(dB)
AV	10.37994G	43.96	54.00	-10.04	12.84	3	Horizontal	0	1.50	-	31.12	39.43	9.20	35.80
PK	10.38912G	55.19	74.00	-18.81	12.86	3	Horizontal	0	1.50	-	42.33	39.44	9.20	35.79

802.11ac VHT40_Nss1,(MCS0)_3TX

5230MHz_TX

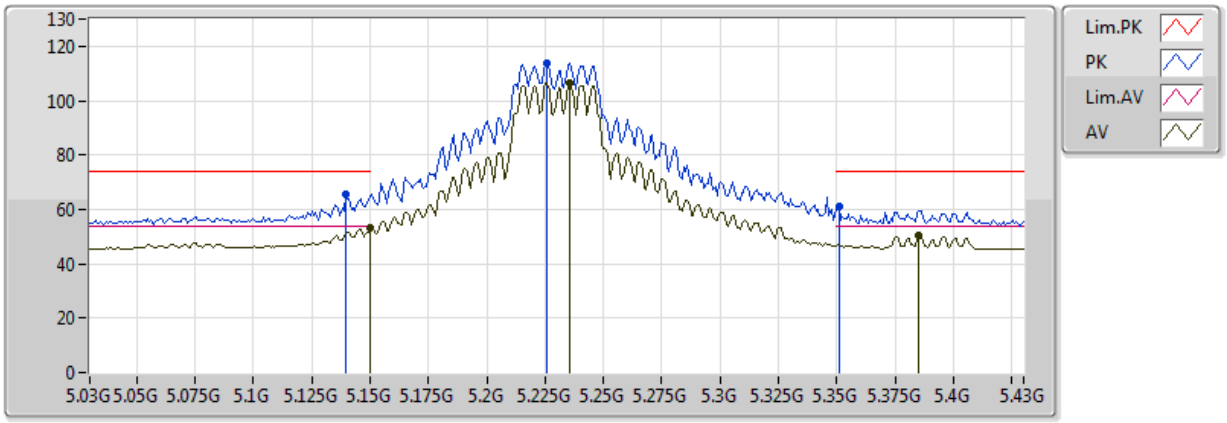

EUT = Y

Type	Freq	Level	Limit	Margin	Factor	Dist	Condition	Azimuth	Height	Comments	Raw	AF	CL	PA
	(Hz)	(dBuV/m)	(dBuV/m)	(dB)	(dB)	(m)		(°)	(m)		(dBuV)	(dB)	(dB)	(dB)
AV	5.149995G	53.34	54.00	-0.66	2.90	3	Vertical	225	1.28	-	50.44	31.62	6.48	35.21
AV	5.2356G	106.52	Inf	-Inf	2.99	3	Vertical	225	1.28	-	103.53	31.69	6.50	35.20
AV	5.3852G	50.23	54.00	-3.77	3.15	3	Vertical	225	1.28	-	47.09	31.81	6.52	35.18
PK	5.1396G	65.29	74.00	-8.71	2.89	3	Vertical	225	1.28	-	62.40	31.61	6.48	35.21
PK	5.226G	113.98	Inf	-Inf	2.98	3	Vertical	225	1.28	-	111.00	31.68	6.50	35.20
PK	5.3508G	61.17	74.00	-12.83	3.11	3	Vertical	225	1.28	-	58.06	31.78	6.52	35.18

802.11ac VHT40_Nss1,(MCS0)_3TX

5230MHz_TX

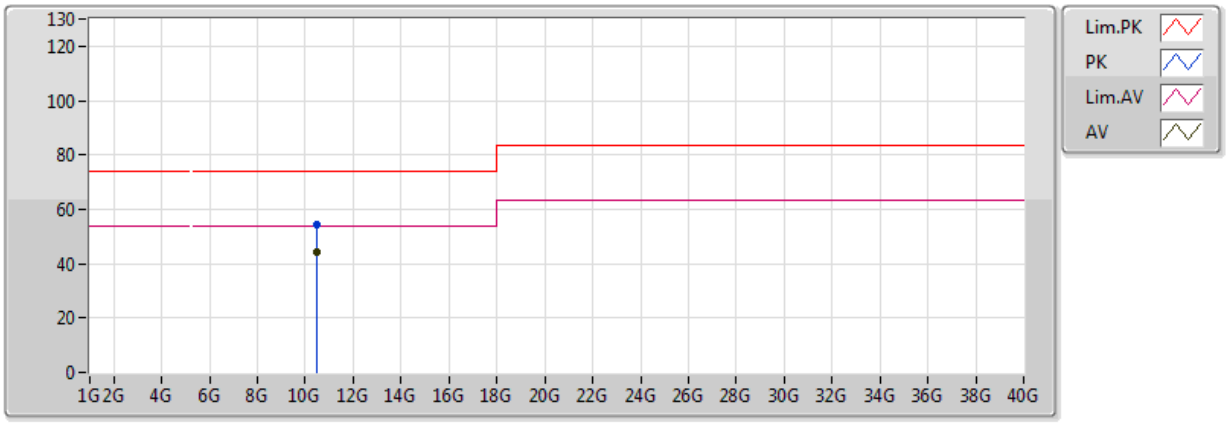

EUT = Y

Type	Freq	Level	Limit	Margin	Factor	Dist	Condition	Azimuth	Height	Comments	Raw	AF	CL	PA
	(Hz)	(dBuV/m)	(dBuV/m)	(dB)	(dB)	(m)		(°)	(m)		(dBuV)	(dB)	(dB)	(dB)
AV	10.4681G	44.06	54.00	-9.94	13.07	3	Vertical	0	1.50	-	31.00	39.56	9.25	35.74
PK	10.44812G	54.60	74.00	-19.40	13.01	3	Vertical	0	1.50	-	41.59	39.53	9.24	35.75

802.11ac VHT40_Nss1,(MCS0)_3TX

5230MHz_TX

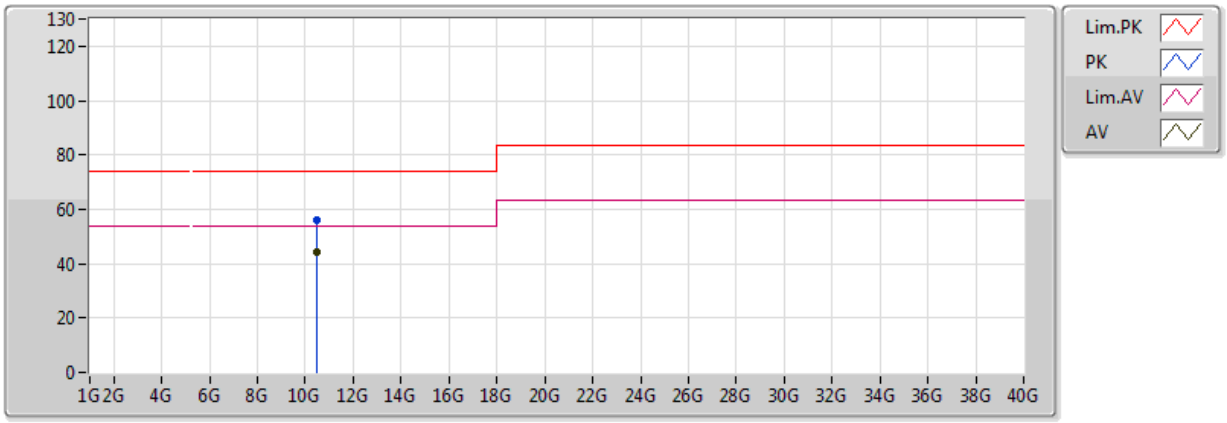

EUT = Y

Type	Freq	Level	Limit	Margin	Factor	Dist	Condition	Azimuth	Height	Comments	Raw	AF	CL	PA
	(Hz)	(dBuV/m)	(dBuV/m)	(dB)	(dB)	(m)		(°)	(m)		(dBuV)	(dB)	(dB)	(dB)
AV	10.46084G	44.01	54.00	-9.99	13.05	3	Horizontal	360	1.50	-	30.96	39.55	9.24	35.74
PK	10.4498G	55.81	74.00	-18.19	13.02	3	Horizontal	360	1.50	-	42.79	39.53	9.24	35.75

802.11ac VHT40_Nss1,(MCS0)_3TX

5755MHz_TX

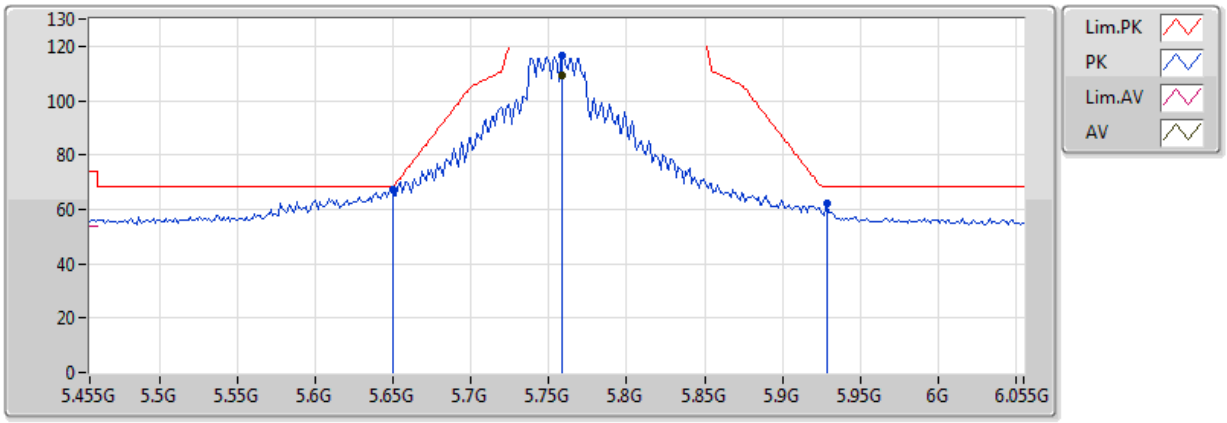

EUT = Y

Type	Freq	Level	Limit	Margin	Factor	Dist	Condition	Azimuth	Height	Comments	Raw	AF	CL	PA
	(Hz)	(dBuV/m)	(dBuV/m)	(dB)	(dB)	(m)		(°)	(m)		(dBuV)	(dB)	(dB)	(dB)
AV	5.7586G	109.35	Inf	-Inf	3.48	3	Vertical	169	1.44	-	105.87	32.21	6.46	35.19
PK	5.6494G	67.17	68.20	-1.03	3.39	3	Vertical	169	1.44	-	63.78	32.08	6.50	35.18
PK	5.7586G	116.40	Inf	-Inf	3.48	3	Vertical	169	1.44	-	112.92	32.21	6.46	35.19
PK	5.929G	62.06	68.20	-6.14	3.62	3	Vertical	169	1.44	-	58.44	32.41	6.40	35.19

802.11ac VHT40_Nss1,(MCS0)_3TX

5755MHz_TX

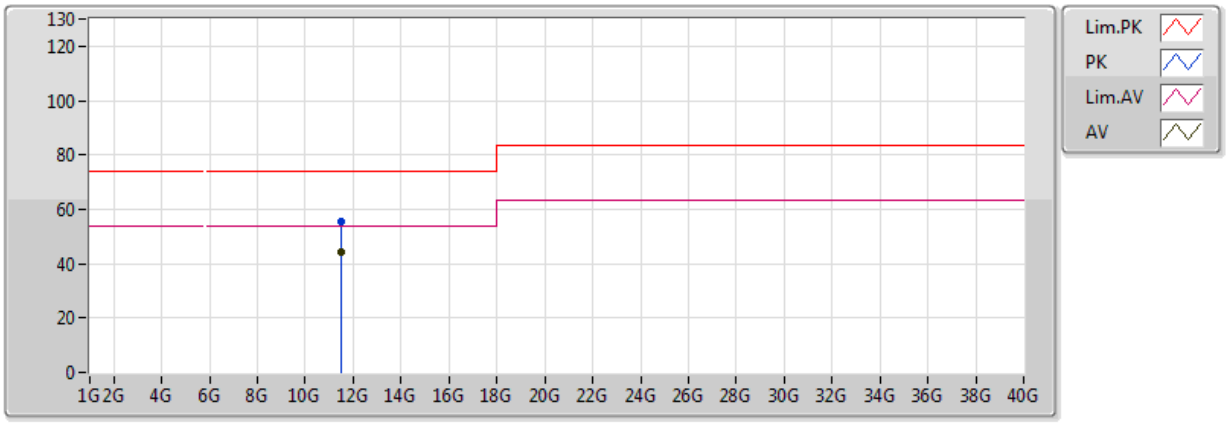

EUT = Y

Type	Freq	Level	Limit	Margin	Factor	Dist	Condition	Azimuth	Height	Comments	Raw	AF	CL	PA
	(Hz)	(dBuV/m)	(dBuV/m)	(dB)	(dB)	(m)		(°)	(m)		(dBuV)	(dB)	(dB)	(dB)
AV	11.49554G	44.50	54.00	-9.50	13.62	3	Vertical	0	1.50	-	30.88	39.56	9.54	35.48
PK	11.4971G	55.41	74.00	-18.59	13.61	3	Vertical	0	1.50	-	41.80	39.55	9.54	35.48

802.11ac VHT40_Nss1,(MCS0)_3TX

5755MHz_TX

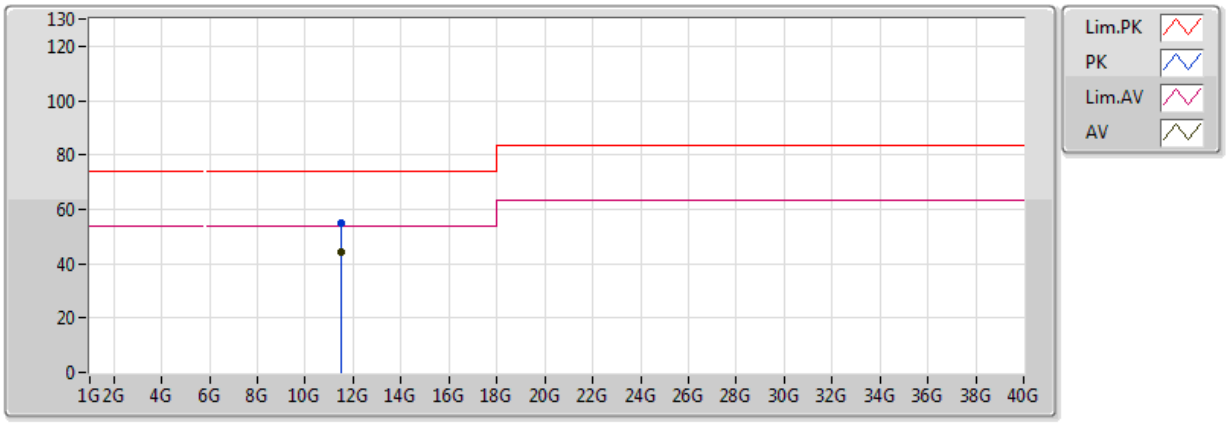

EUT = Y

Type	Freq	Level	Limit	Margin	Factor	Dist	Condition	Azimuth	Height	Comments	Raw	AF	CL	PA
	(Hz)	(dBuV/m)	(dBuV/m)	(dB)	(dB)	(m)		(°)	(m)		(dBuV)	(dB)	(dB)	(dB)
AV	11.50298G	44.40	54.00	-9.60	13.60	3	Horizontal	360	1.50	-	30.79	39.55	9.54	35.48
PK	11.49722G	55.06	74.00	-18.94	13.61	3	Horizontal	360	1.50	-	41.44	39.55	9.54	35.48

802.11ac VHT40_Nss1,(MCS0)_3TX

5795MHz_TX

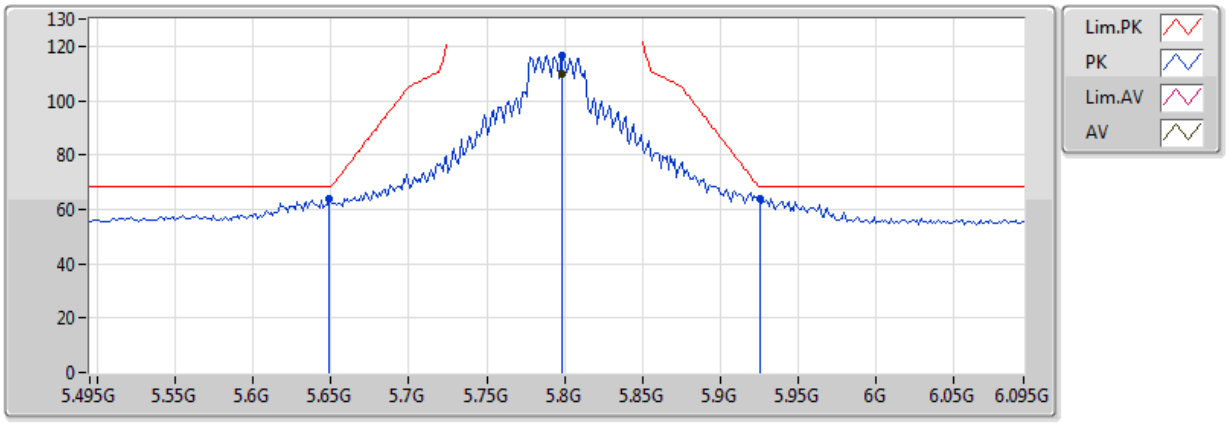

EUT = Y

Type	Freq	Level	Limit	Margin	Factor	Dist	Condition	Azimuth	Height	Comments	Raw	AF	CL	PA
	(Hz)	(dBuV/m)	(dBuV/m)	(dB)	(dB)	(m)		(°)	(m)		(dBuV)	(dB)	(dB)	(dB)
AV	5.7986G	109.58	Inf	-Inf	3.51	3	Vertical	171	1.42	-	106.07	32.26	6.44	35.19
PK	5.6486G	63.92	68.20	-4.28	3.39	3	Vertical	171	1.42	-	60.52	32.08	6.50	35.18
PK	5.7986G	116.69	Inf	-Inf	3.51	3	Vertical	171	1.42	-	113.19	32.26	6.44	35.19
PK	5.9258G	63.88	68.20	-4.32	3.62	3	Vertical	171	1.42	-	60.26	32.41	6.40	35.19

802.11ac VHT40_Nss1,(MCS0)_3TX

5795MHz_TX

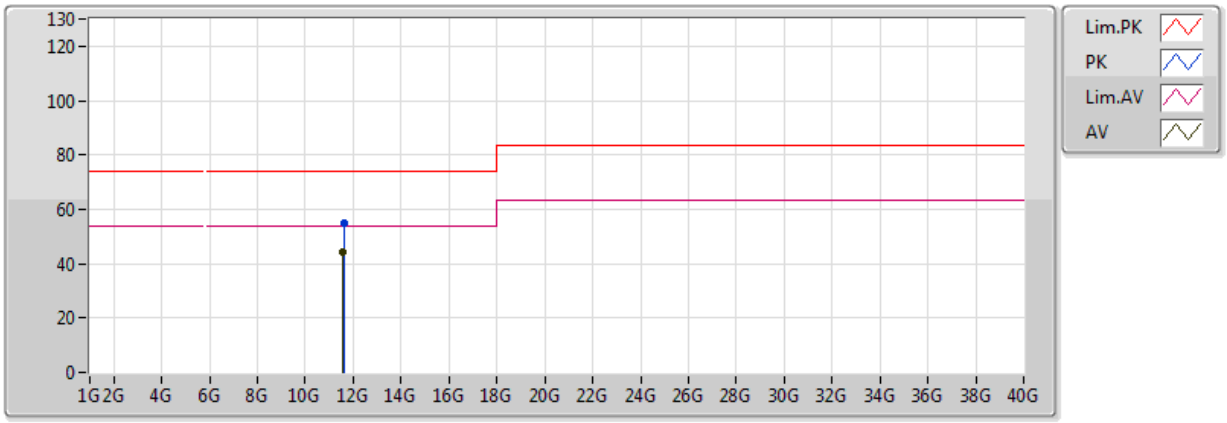

EUT = Y

Type	Freq	Level	Limit	Margin	Factor	Dist	Condition	Azimuth	Height	Comments	Raw	AF	CL	PA
	(Hz)	(dBuV/m)	(dBuV/m)	(dB)	(dB)	(m)		(°)	(m)		(dBuV)	(dB)	(dB)	(dB)
AV	11.5906G	44.29	54.00	-9.71	13.46	3	Vertical	360	1.50	-	30.83	39.41	9.54	35.50
PK	11.60032G	54.86	74.00	-19.14	13.44	3	Vertical	360	1.50	-	41.42	39.40	9.54	35.50

802.11ac VHT40_Nss1,(MCS0)_3TX

5795MHz_TX

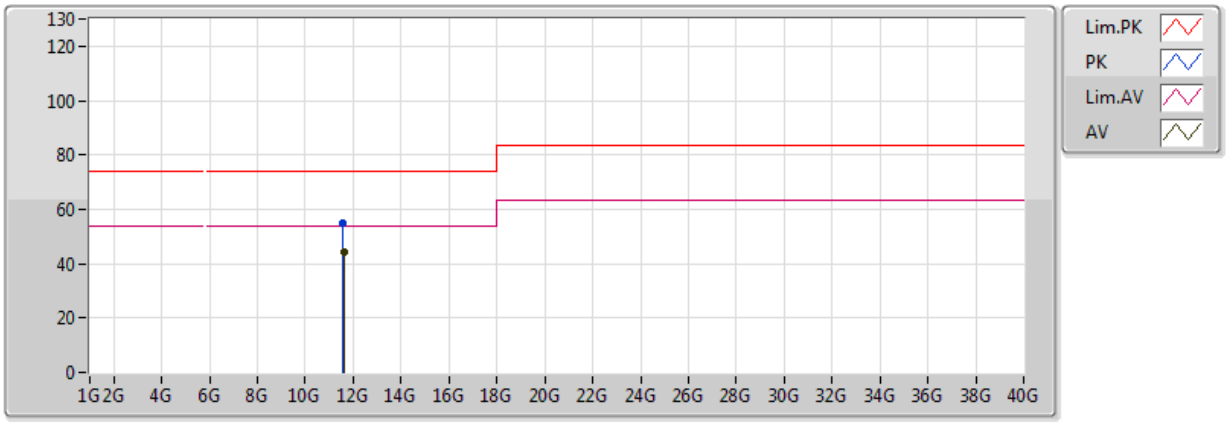

EUT = Y

Type	Freq	Level	Limit	Margin	Factor	Dist	Condition	Azimuth	Height	Comments	Raw	AF	CL	PA
	(Hz)	(dBuV/m)	(dBuV/m)	(dB)	(dB)	(m)		(°)	(m)		(dBuV)	(dB)	(dB)	(dB)
AV	11.59978G	44.34	54.00	-9.66	13.44	3	Horizontal	0	1.50	-	30.90	39.40	9.54	35.50
PK	11.5798G	54.75	74.00	-19.25	13.47	3	Horizontal	0	1.50	-	41.28	39.43	9.54	35.50

802.11ac VHT80_Nss1,(MCS0)_3TX

5210MHz_TX

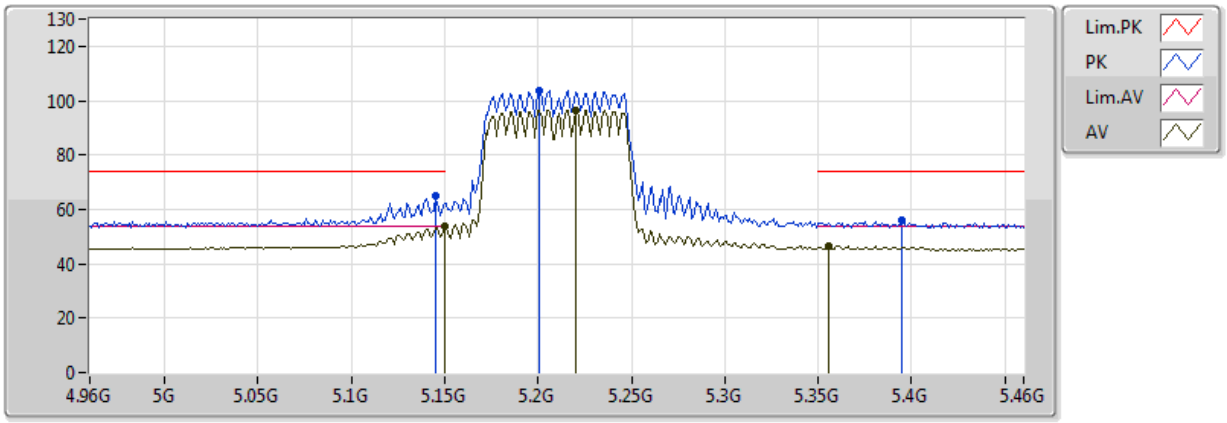

EUT = Y

Type	Freq	Level	Limit	Margin	Factor	Dist	Condition	Azimuth	Height	Comments	Raw	AF	CL	PA
	(Hz)	(dBuV/m)	(dBuV/m)	(dB)	(dB)	(m)		(°)	(m)		(dBuV)	(dB)	(dB)	(dB)
AV	5.149995G	53.66	54.00	-0.34	2.90	3	Vertical	223	1.27	-	50.76	31.62	6.48	35.21
AV	5.22G	96.63	Inf	-Inf	2.97	3	Vertical	223	1.27	-	93.66	31.68	6.49	35.20
AV	5.356G	46.33	54.00	-7.67	3.12	3	Vertical	223	1.27	-	43.22	31.78	6.52	35.18
PK	5.145G	65.27	74.00	-8.73	2.89	3	Vertical	223	1.27	-	62.38	31.62	6.48	35.21
PK	5.201G	103.85	Inf	-Inf	2.95	3	Vertical	223	1.27	-	100.90	31.66	6.49	35.20
PK	5.395G	56.18	74.00	-17.82	3.15	3	Vertical	223	1.27	-	53.02	31.82	6.52	35.18

802.11ac VHT80_Nss1,(MCS0)_3TX

5210MHz_TX

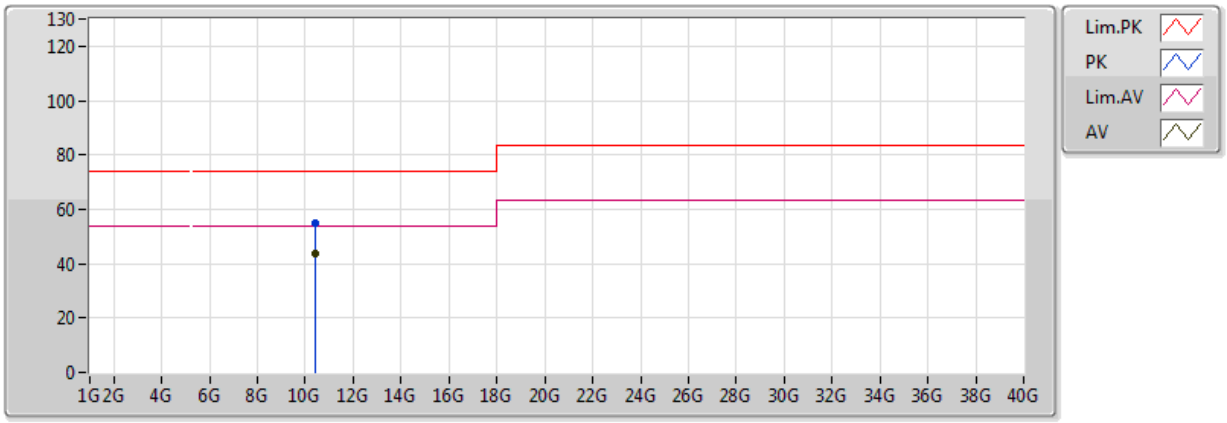

EUT = Y

Type	Freq	Level	Limit	Margin	Factor	Dist	Condition	Azimuth	Height	Comments	Raw	AF	CL	PA
	(Hz)	(dBuV/m)	(dBuV/m)	(dB)	(dB)	(m)		(°)	(m)		(dBuV)	(dB)	(dB)	(dB)
AV	10.43008G	43.87	54.00	-10.13	12.97	3	Vertical	0	1.50	-	30.90	39.50	9.23	35.76
PK	10.42612G	54.80	74.00	-19.20	12.96	3	Vertical	0	1.50	-	41.84	39.50	9.22	35.76

802.11ac VHT80_Nss1,(MCS0)_3TX

5210MHz_TX

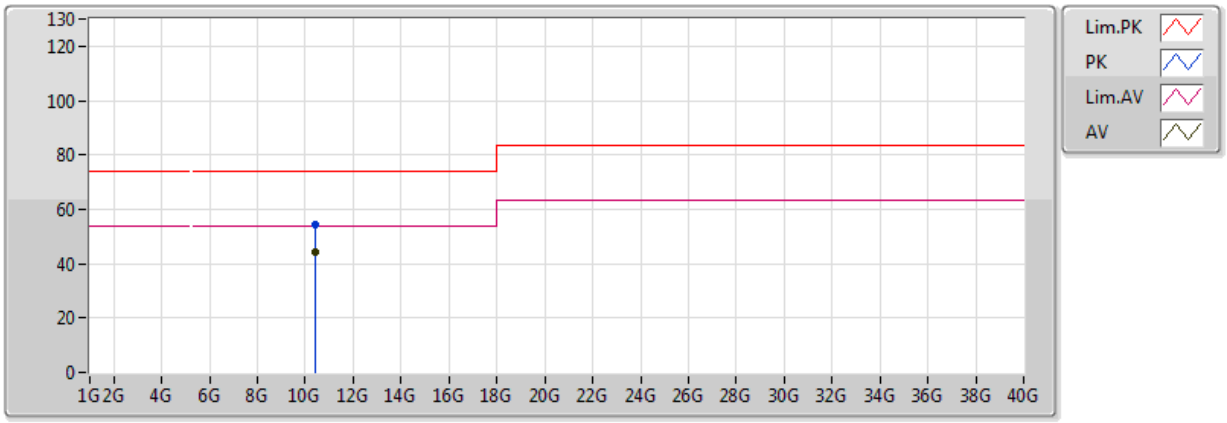

EUT = Y

Type	Freq	Level	Limit	Margin	Factor	Dist	Condition	Azimuth	Height	Comments	Raw	AF	CL	PA
	(Hz)	(dBuV/m)	(dBuV/m)	(dB)	(dB)	(m)		(°)	(m)		(dBuV)	(dB)	(dB)	(dB)
AV	10.42018G	44.03	54.00	-9.97	12.94	3	Horizontal	360	1.50	-	31.09	39.49	9.22	35.77
PK	10.40908G	54.63	74.00	-19.37	12.91	3	Horizontal	360	1.50	-	41.72	39.47	9.21	35.78

802.11ac VHT80_Nss1,(MCS0)_3TX

5775MHz_TX

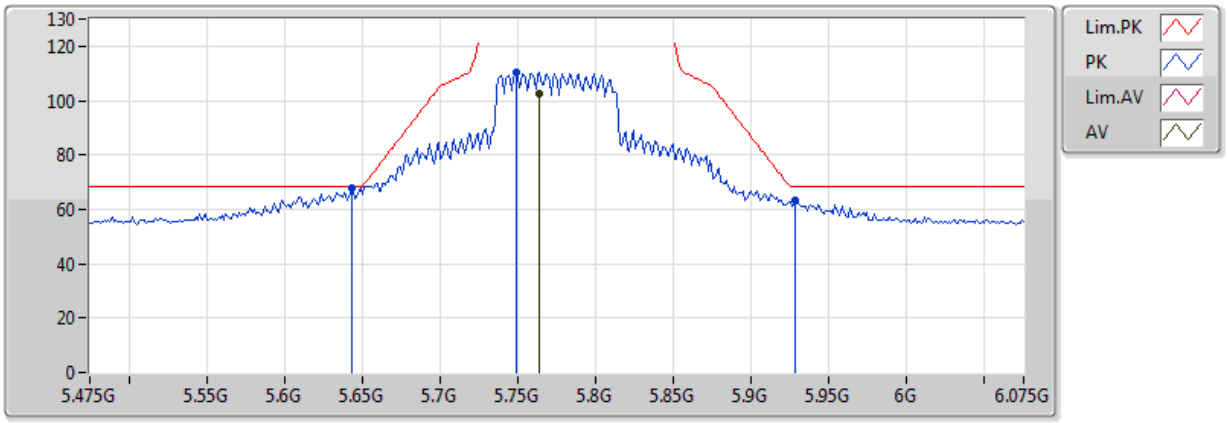

EUT = Y

Type	Freq	Level	Limit	Margin	Factor	Dist	Condition	Azimuth	Height	Comments	Raw	AF	CL	PA
	(Hz)	(dBuV/m)	(dBuV/m)	(dB)	(dB)	(m)		(°)	(m)		(dBuV)	(dB)	(dB)	(dB)
AV	5.7642G	102.82	Inf	-Inf	3.48	3	Vertical	170	1.50	-	99.34	32.22	6.45	35.19
PK	5.643G	67.79	68.20	-0.41	3.39	3	Vertical	170	1.50	-	64.40	32.07	6.50	35.18
PK	5.7486G	110.60	Inf	-Inf	3.47	3	Vertical	170	1.50	-	107.13	32.20	6.46	35.18
PK	5.9286G	63.44	68.20	-4.76	3.62	3	Vertical	170	1.50	-	59.82	32.41	6.40	35.19

802.11ac VHT80_Nss1,(MCS0)_3TX

5775MHz_TX

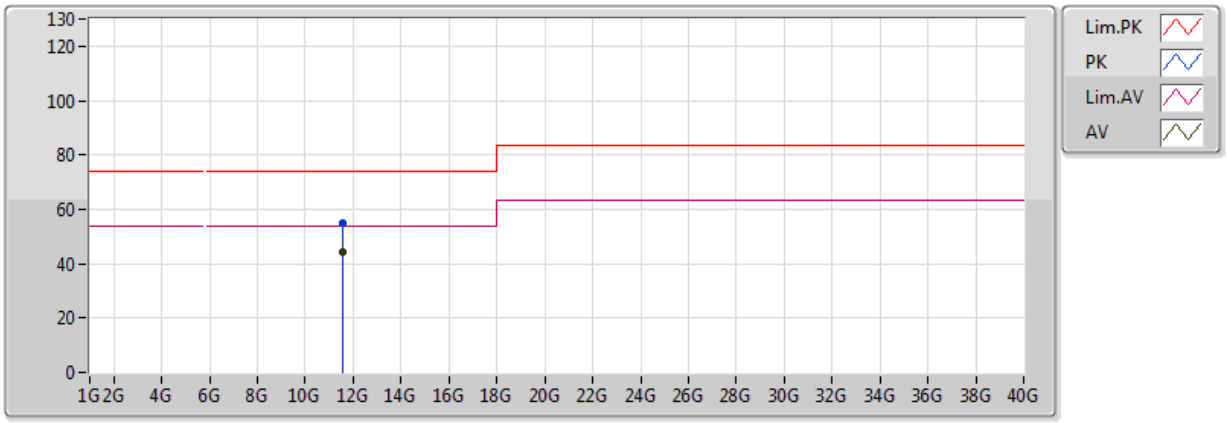

EUT = Y

Type	Freq	Level	Limit	Margin	Factor	Dist	Condition	Azimuth	Height	Comments	Raw	AF	CL	PA
	(Hz)	(dBuV/m)	(dBuV/m)	(dB)	(dB)	(m)		(°)	(m)		(dBuV)	(dB)	(dB)	(dB)
AV	11.5641G	44.14	54.00	-9.86	13.50	3	Vertical	0	1.50	-	30.64	39.45	9.54	35.49
PK	11.5488G	54.90	74.00	-19.10	13.53	3	Vertical	0	1.50	-	41.38	39.48	9.54	35.49

802.11ac VHT80_Nss1,(MCS0)_3TX

5775MHz_TX

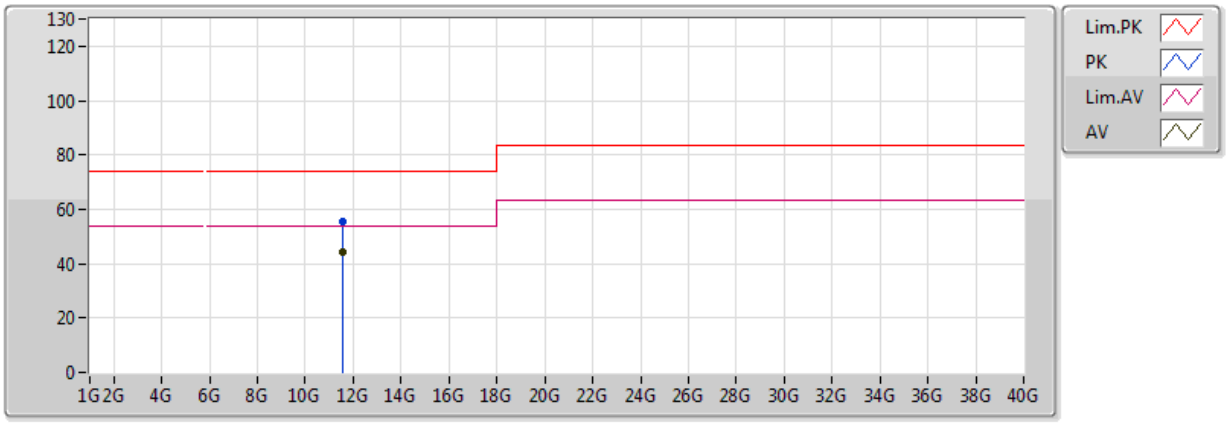

EUT = Y

Type	Freq	Level	Limit	Margin	Factor	Dist	Condition	Azimuth	Height	Comments	Raw	AF	CL	PA
	(Hz)	(dBuV/m)	(dBuV/m)	(dB)	(dB)	(m)		(°)	(m)		(dBuV)	(dB)	(dB)	(dB)
AV	11.56446G	44.16	54.00	-9.84	13.50	3	Horizontal	360	1.50	-	30.66	39.45	9.54	35.49
PK	11.5395G	55.68	74.00	-18.32	13.54	3	Horizontal	360	1.50	-	42.13	39.49	9.54	35.49

Summary

Mode	Result	Type	Freq (Hz)	Level (dBuV/m)	Limit (dBuV/m)	Margin (dB)	Factor (dB)	Dist (m)	Condition	Azimuth (°)	Height (m)	Comments
802.11ac VHT80_Nss1,(MCS0)_3TX	-	-	-	-	-	-	-	-	-	-	-	-
5.725-5.85GHz	Pass	PK	35.82M	28.53	40.00	-11.47	-5.85	3	Vertical	360	1.00	-

Result

Mode	Result	Type	Freq (Hz)	Level (dBuV/m)	Limit (dBuV/m)	Margin (dB)	Factor (dB)	Dist (m)	Condition	Azimuth (°)	Height (m)	Comments
802.11ac VHT80_Nss1,(MCS0)_3TX	-	-	-	-	-	-	-	-	-	-	-	-
5775MHz	Pass	PK	33.88M	24.70	40.00	-15.30	-4.75	3	Horizontal	0	1.00	-
5775MHz	Pass	PK	121.18M	26.97	43.50	-16.53	-7.89	3	Horizontal	0	1.00	-
5775MHz	Pass	PK	173.56M	28.40	43.50	-15.10	-9.98	3	Horizontal	0	1.00	-
5775MHz	Pass	PK	301.6M	29.30	46.00	-16.70	-5.78	3	Horizontal	0	1.00	-
5775MHz	Pass	PK	557.68M	28.78	46.00	-17.22	-0.49	3	Horizontal	0	1.00	-
5775MHz	Pass	PK	901.06M	30.52	46.00	-15.48	2.83	3	Horizontal	0	1.00	-
5775MHz	Pass	PK	35.82M	28.53	40.00	-11.47	-5.85	3	Vertical	360	1.00	-
5775MHz	Pass	PK	181.32M	24.03	43.50	-19.47	-10.46	3	Vertical	360	1.00	-
5775MHz	Pass	PK	268.62M	23.13	46.00	-22.87	-6.14	3	Vertical	360	1.00	-
5775MHz	Pass	PK	462.62M	27.99	46.00	-18.01	-2.06	3	Vertical	360	1.00	-
5775MHz	Pass	PK	705.12M	30.35	46.00	-15.65	0.31	3	Vertical	360	1.00	-
5775MHz	Pass	PK	837.04M	30.93	46.00	-15.07	2.30	3	Vertical	360	1.00	-

802.11ac VHT80_Nss1,(MCS0)_3TX

5775MHz_Adapter mode

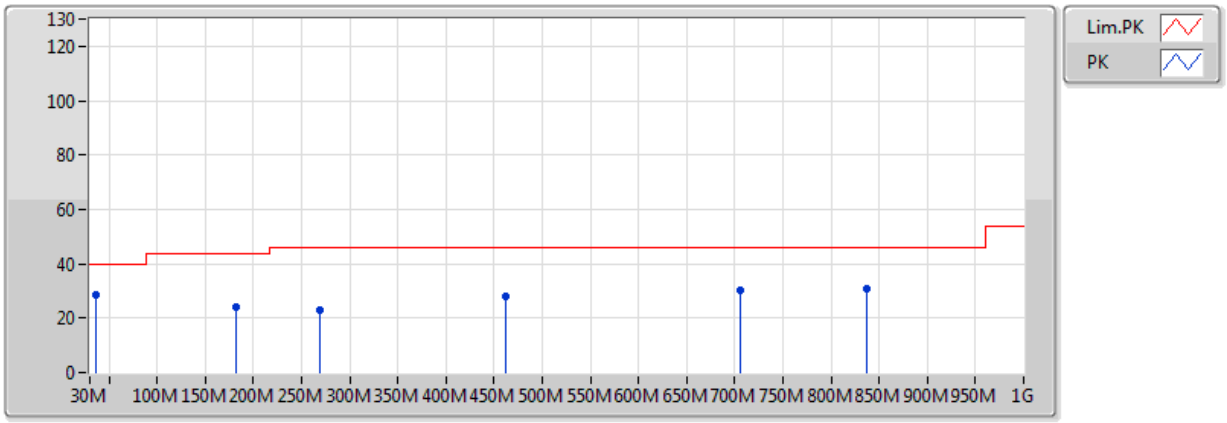

EUT=Y

Type	Freq	Level	Limit	Margin	Factor	Dist	Condition	Azimuth	Height	Comments	Raw	AF	CL	PA
	(Hz)	(dBuV/m)	(dBuV/m)	(dB)	(dB)	(m)		(°)	(m)		(dBuV)	(dB)	(dB)	(dB)
PK	35.82M	28.53	40.00	-11.47	-5.85	3	Vertical	360	1.00	-	34.38	19.92	1.81	27.57
PK	181.32M	24.03	43.50	-19.47	-10.46	3	Vertical	360	1.00	-	34.49	14.30	2.24	26.99
PK	268.62M	23.13	46.00	-22.87	-6.14	3	Vertical	360	1.00	-	29.27	18.14	2.47	26.75
PK	462.62M	27.99	46.00	-18.01	-2.06	3	Vertical	360	1.00	-	30.05	22.11	3.46	27.63
PK	705.12M	30.35	46.00	-15.65	0.31	3	Vertical	360	1.00	-	30.04	24.11	4.15	27.94
PK	837.04M	30.93	46.00	-15.07	2.30	3	Vertical	360	1.00	-	28.63	25.33	4.63	27.65

802.11ac VHT80_Nss1,(MCS0)_3TX

5775MHz_Adapter mode

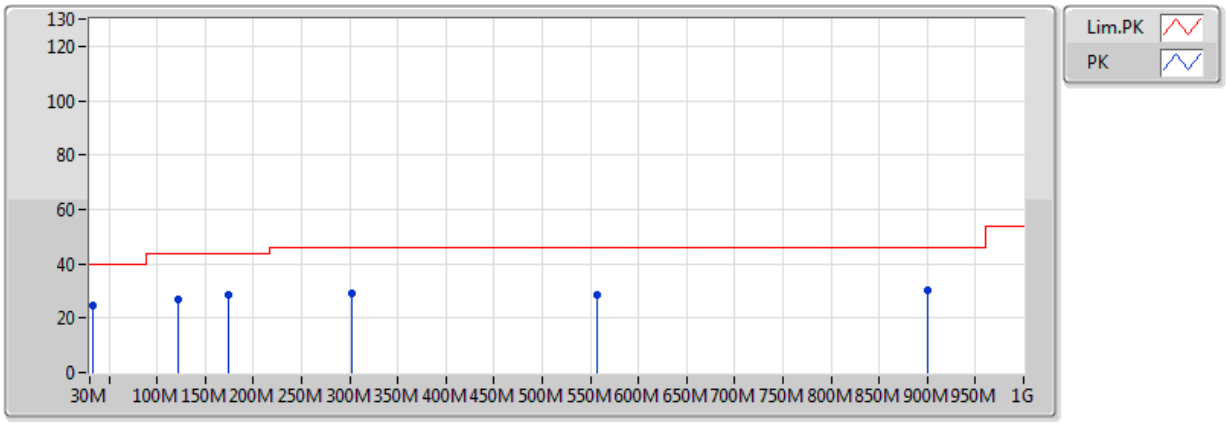

EUT=Y

Type	Freq	Level	Limit	Margin	Factor	Dist	Condition	Azimuth	Height	Comments	Raw	AF	CL	PA
	(Hz)	(dBuV/m)	(dBuV/m)	(dB)	(dB)	(m)		(°)	(m)		(dBuV)	(dB)	(dB)	(dB)
PK	33.88M	24.70	40.00	-15.30	-4.75	3	Horizontal	0	1.00	-	29.45	21.05	1.77	27.57
PK	121.18M	26.97	43.50	-16.53	-7.89	3	Horizontal	0	1.00	-	34.86	17.28	2.11	27.27
PK	173.56M	28.40	43.50	-15.10	-9.98	3	Horizontal	0	1.00	-	38.38	14.60	2.45	27.03
PK	301.6M	29.30	46.00	-16.70	-5.78	3	Horizontal	0	1.00	-	35.08	18.49	2.42	26.69
PK	557.68M	28.78	46.00	-17.22	-0.49	3	Horizontal	0	1.00	-	29.27	23.76	3.67	27.93
PK	901.06M	30.52	46.00	-15.48	2.83	3	Horizontal	0	1.00	-	27.69	25.55	4.78	27.50

Summary

Mode	Result	Type	Freq (Hz)	Level (dBuV/m)	Limit (dBuV/m)	Margin (dB)	Factor (dB)	Dist (m)	Condition	Azimuth (°)	Height (m)	Comments
802.11ac VHT80_Nss1,(MCS0)_3TX	-	-	-	-	-	-	-	-	-	-	-	-
5.15-5.25GHz	Pass	AV	5.149G	53.57	54.00	-0.43	2.90	3	Vertical	74	1.50	-
5.725-5.85GHz	Pass	PK	5.6466G	67.65	68.20	-0.55	3.39	3	Vertical	90	1.71	-

Result

Mode	Result	Type	Freq (Hz)	Level (dBuV/m)	Limit (dBuV/m)	Margin (dB)	Factor (dB)	Dist (m)	Condition	Azimuth (°)	Height (m)	Comments
802.11ac VHT20_Nss1,(MCS0)_3TX	-	-	-	-	-	-	-	-	-	-	-	-
5180MHz	Pass	AV	5.149995G	53.47	54.00	-0.53	2.90	3	Vertical	55	1.50	-
5180MHz	Pass	AV	5.1816G	104.72	Inf	-Inf	2.93	3	Vertical	55	1.50	-
5180MHz	Pass	PK	5.1468G	67.28	74.00	-6.72	2.90	3	Vertical	55	1.50	-
5180MHz	Pass	PK	5.1772G	112.55	Inf	-Inf	2.93	3	Vertical	55	1.50	-
5180MHz	Pass	AV	10.35052G	43.92	54.00	-10.08	12.76	3	Horizontal	360	1.50	-
5180MHz	Pass	PK	10.35682G	54.55	74.00	-19.45	12.77	3	Horizontal	360	1.50	-
5180MHz	Pass	AV	10.35814G	43.73	54.00	-10.27	12.78	3	Vertical	0	1.50	-
5180MHz	Pass	PK	10.3537G	54.94	74.00	-19.06	12.77	3	Vertical	0	1.50	-
5200MHz	Pass	AV	5.149995G	53.13	54.00	-0.87	2.90	3	Vertical	225	1.50	-
5200MHz	Pass	AV	5.2072G	108.54	Inf	-Inf	2.96	3	Vertical	225	1.50	-
5200MHz	Pass	AV	5.3688G	50.88	54.00	-3.12	3.13	3	Vertical	225	1.50	-
5200MHz	Pass	PK	5.148G	67.30	74.00	-6.70	2.90	3	Vertical	225	1.50	-
5200MHz	Pass	PK	5.2008G	115.51	Inf	-Inf	2.95	3	Vertical	225	1.50	-
5200MHz	Pass	PK	5.3608G	59.63	74.00	-14.37	3.12	3	Vertical	225	1.50	-
5200MHz	Pass	AV	10.40006G	43.84	54.00	-10.16	12.89	3	Horizontal	0	1.50	-
5200MHz	Pass	PK	10.3943G	54.81	74.00	-19.19	12.87	3	Horizontal	0	1.50	-
5200MHz	Pass	AV	10.38776G	43.75	54.00	-10.25	12.86	3	Vertical	360	1.50	-
5200MHz	Pass	PK	10.40294G	54.98	74.00	-19.02	12.90	3	Vertical	360	1.50	-
5240MHz	Pass	AV	5.088G	49.57	54.00	-4.43	2.84	3	Vertical	180	1.50	-
5240MHz	Pass	AV	5.2416G	109.68	Inf	-Inf	3.00	3	Vertical	180	1.50	-
5240MHz	Pass	AV	5.4016G	51.40	54.00	-2.60	3.16	3	Vertical	180	1.50	-
5240MHz	Pass	PK	5.084G	59.10	74.00	-14.90	2.83	3	Vertical	180	1.50	-
5240MHz	Pass	PK	5.2424G	118.36	Inf	-Inf	3.00	3	Vertical	180	1.50	-
5240MHz	Pass	PK	5.4016G	61.57	74.00	-12.43	3.16	3	Vertical	180	1.50	-
5240MHz	Pass	AV	10.47178G	43.95	54.00	-10.05	13.08	3	Horizontal	0	1.50	-
5240MHz	Pass	PK	10.48324G	54.73	74.00	-19.27	13.11	3	Horizontal	0	1.50	-
5240MHz	Pass	AV	10.48498G	43.88	54.00	-10.12	13.11	3	Vertical	360	1.50	-
5240MHz	Pass	PK	10.4686G	54.74	74.00	-19.26	13.07	3	Vertical	360	1.50	-
5745MHz	Pass	AV	5.7366G	109.66	Inf	-Inf	3.47	3	Vertical	220	1.51	-
5745MHz	Pass	PK	5.5854G	60.31	68.20	-7.89	3.34	3	Vertical	220	1.51	-
5745MHz	Pass	PK	5.7474G	117.09	Inf	-Inf	3.47	3	Vertical	220	1.51	-
5745MHz	Pass	PK	5.9466G	57.57	68.20	-10.63	3.64	3	Vertical	220	1.51	-
5745MHz	Pass	AV	11.48406G	44.27	54.00	-9.73	13.64	3	Horizontal	360	1.50	-
5745MHz	Pass	PK	11.49252G	55.36	74.00	-18.64	13.62	3	Horizontal	360	1.50	-
5745MHz	Pass	AV	11.49216G	44.30	54.00	-9.70	13.62	3	Vertical	0	1.50	-
5745MHz	Pass	PK	11.49624G	55.17	74.00	-18.83	13.62	3	Vertical	0	1.50	-
5785MHz	Pass	AV	5.7838G	108.85	Inf	-Inf	3.50	3	Vertical	89	1.90	-
5785MHz	Pass	PK	5.629G	61.16	68.20	-7.04	3.38	3	Vertical	89	1.90	-
5785MHz	Pass	PK	5.779G	116.40	Inf	-Inf	3.50	3	Vertical	89	1.90	-
5785MHz	Pass	PK	5.9362G	59.05	68.20	-9.15	3.63	3	Vertical	89	1.90	-
5785MHz	Pass	AV	11.57948G	44.18	54.00	-9.82	13.47	3	Horizontal	0	1.50	-
5785MHz	Pass	PK	11.56988G	55.72	74.00	-18.28	13.49	3	Horizontal	0	1.50	-
5785MHz	Pass	AV	11.57498G	44.19	54.00	-9.81	13.48	3	Vertical	360	1.50	-
5785MHz	Pass	PK	11.55722G	54.96	74.00	-19.04	13.51	3	Vertical	360	1.50	-
5825MHz	Pass	AV	5.8238G	109.65	Inf	-Inf	3.53	3	Vertical	93	1.71	-
5825MHz	Pass	PK	5.5826G	58.02	68.20	-10.18	3.34	3	Vertical	93	1.71	-
5825MHz	Pass	PK	5.8238G	116.89	Inf	-Inf	3.53	3	Vertical	93	1.71	-

Mode	Result	Type	Freq (Hz)	Level (dBuV/m)	Limit (dBuV/m)	Margin (dB)	Factor (dB)	Dist (m)	Condition	Azimuth (°)	Height (m)	Comments
5825MHz	Pass	PK	5.9882G	59.20	68.20	-9.00	3.67	3	Vertical	93	1.71	-
5825MHz	Pass	AV	11.64034G	44.21	54.00	-9.79	13.37	3	Horizontal	360	1.50	-
5825MHz	Pass	PK	11.65444G	56.12	74.00	-17.88	13.35	3	Horizontal	360	1.50	-
5825MHz	Pass	AV	11.65624G	44.22	54.00	-9.78	13.34	3	Vertical	0	1.50	-
5825MHz	Pass	PK	11.65312G	55.29	74.00	-18.71	13.35	3	Vertical	0	1.50	-
802.11ac VHT40_Nss1,(MCS0)_3TX	-	-	-	-	-	-	-	-	-	-	-	-
5190MHz	Pass	AV	5.149995G	53.30	54.00	-0.70	2.90	3	Vertical	89	1.55	-
5190MHz	Pass	AV	5.1844G	99.51	Inf	-Inf	2.93	3	Vertical	89	1.55	-
5190MHz	Pass	AV	5.3532G	45.98	54.00	-8.02	3.11	3	Vertical	89	1.55	-
5190MHz	Pass	PK	5.149995G	69.65	74.00	-4.35	2.90	3	Vertical	89	1.55	-
5190MHz	Pass	PK	5.1852G	107.81	Inf	-Inf	2.94	3	Vertical	89	1.55	-
5190MHz	Pass	PK	5.3588G	56.24	74.00	-17.76	3.12	3	Vertical	89	1.55	-
5190MHz	Pass	AV	10.39032G	43.78	54.00	-10.22	12.86	3	Horizontal	0	1.50	-
5190MHz	Pass	PK	10.38012G	54.36	74.00	-19.64	12.84	3	Horizontal	0	1.50	-
5190MHz	Pass	AV	10.3803G	43.81	54.00	-10.19	12.84	3	Vertical	360	1.50	-
5190MHz	Pass	PK	10.37022G	54.52	74.00	-19.48	12.81	3	Vertical	360	1.50	-
5230MHz	Pass	AV	5.149995G	53.56	54.00	-0.44	2.90	3	Vertical	269	1.84	-
5230MHz	Pass	AV	5.2252G	104.89	Inf	-Inf	2.98	3	Vertical	269	1.84	-
5230MHz	Pass	AV	5.386G	48.78	54.00	-5.22	3.15	3	Vertical	269	1.84	-
5230MHz	Pass	PK	5.1476G	63.81	74.00	-10.19	2.90	3	Vertical	269	1.84	-
5230MHz	Pass	PK	5.2356G	112.02	Inf	-Inf	2.99	3	Vertical	269	1.84	-
5230MHz	Pass	PK	5.354G	58.97	74.00	-15.03	3.11	3	Vertical	269	1.84	-
5230MHz	Pass	AV	10.46606G	43.87	54.00	-10.13	13.06	3	Horizontal	0	1.50	-
5230MHz	Pass	PK	10.46138G	54.76	74.00	-19.24	13.05	3	Horizontal	0	1.50	-
5230MHz	Pass	AV	10.46246G	43.87	54.00	-10.13	13.05	3	Vertical	0	1.50	-
5230MHz	Pass	PK	10.46288G	54.68	74.00	-19.32	13.05	3	Vertical	0	1.50	-
5755MHz	Pass	AV	5.7442G	108.69	Inf	-Inf	3.47	3	Vertical	84	1.75	-
5755MHz	Pass	PK	5.6554G	70.18	72.20	-2.01	3.40	3	Vertical	84	1.75	-
5755MHz	Pass	PK	5.7442G	114.91	Inf	-Inf	3.47	3	Vertical	84	1.75	-
5755MHz	Pass	PK	5.9302G	59.68	68.20	-8.52	3.62	3	Vertical	84	1.75	-
5755MHz	Pass	AV	11.498G	44.45	54.00	-9.55	13.61	3	Horizontal	360	1.50	-
5755MHz	Pass	PK	11.51612G	55.22	74.00	-18.78	13.58	3	Horizontal	360	1.50	-
5755MHz	Pass	AV	11.5001G	44.32	54.00	-9.68	13.61	3	Vertical	0	1.50	-
5755MHz	Pass	PK	11.51954G	56.06	74.00	-17.94	13.58	3	Vertical	0	1.50	-
5795MHz	Pass	AV	5.7842G	107.19	Inf	-Inf	3.50	3	Vertical	83	1.74	-
5795MHz	Pass	PK	5.6486G	61.17	68.20	-7.03	3.39	3	Vertical	83	1.74	-
5795MHz	Pass	PK	5.7878G	114.15	Inf	-Inf	3.50	3	Vertical	83	1.74	-
5795MHz	Pass	PK	5.9282G	63.23	68.20	-4.97	3.62	3	Vertical	83	1.74	-
5795MHz	Pass	AV	11.59444G	44.09	54.00	-9.91	13.45	3	Horizontal	0	1.50	-
5795MHz	Pass	PK	11.60416G	54.92	74.00	-19.08	13.43	3	Horizontal	0	1.50	-
5795MHz	Pass	AV	11.57902G	44.24	54.00	-9.76	13.48	3	Vertical	360	1.50	-
5795MHz	Pass	PK	11.58496G	54.84	74.00	-19.16	13.47	3	Vertical	360	1.50	-
802.11ac VHT80_Nss1,(MCS0)_3TX	-	-	-	-	-	-	-	-	-	-	-	-
5210MHz	Pass	AV	5.149G	53.57	54.00	-0.43	2.90	3	Vertical	74	1.50	-
5210MHz	Pass	AV	5.196G	96.11	Inf	-Inf	2.95	3	Vertical	74	1.50	-
5210MHz	Pass	AV	5.367G	45.67	54.00	-8.33	3.13	3	Vertical	74	1.50	-
5210MHz	Pass	PK	5.146G	67.08	74.00	-6.92	2.90	3	Vertical	74	1.50	-
5210MHz	Pass	PK	5.207G	105.52	Inf	-Inf	2.96	3	Vertical	74	1.50	-
5210MHz	Pass	PK	5.418G	55.79	74.00	-18.21	3.18	3	Vertical	74	1.50	-

RSE TX above 1GHz Result (Beamforming)

Mode	Result	Type	Freq (Hz)	Level (dBuV/m)	Limit (dBuV/m)	Margin (dB)	Factor (dB)	Dist (m)	Condition	Azimuth (°)	Height (m)	Comments
5210MHz	Pass	AV	10.40926G	43.72	54.00	-10.28	12.91	3	Horizontal	360	1.50	-
5210MHz	Pass	PK	10.42792G	54.39	74.00	-19.61	12.96	3	Horizontal	360	1.50	-
5210MHz	Pass	AV	10.40554G	43.81	54.00	-10.19	12.90	3	Vertical	0	1.50	-
5210MHz	Pass	PK	10.4329G	54.43	74.00	-19.57	12.97	3	Vertical	0	1.50	-
5775MHz	Pass	AV	5.769G	101.28	Inf	-Inf	3.49	3	Vertical	90	1.71	-
5775MHz	Pass	PK	5.6466G	67.65	68.20	-0.55	3.39	3	Vertical	90	1.71	-
5775MHz	Pass	PK	5.7702G	108.75	Inf	-Inf	3.49	3	Vertical	90	1.71	-
5775MHz	Pass	PK	5.9286G	64.76	68.20	-3.44	3.62	3	Vertical	90	1.71	-
5775MHz	Pass	AV	11.53914G	43.99	54.00	-10.01	13.54	3	Horizontal	219	1.50	-
5775MHz	Pass	PK	11.5572G	54.98	74.00	-19.02	13.51	3	Horizontal	219	1.50	-
5775MHz	Pass	AV	11.5503G	44.01	54.00	-9.99	13.52	3	Vertical	59	1.50	-
5775MHz	Pass	PK	11.54364G	54.49	74.00	-19.51	13.54	3	Vertical	59	1.50	-

802.11ac VHT20_Nss1,(MCS0)_3TX

5180MHz_BF

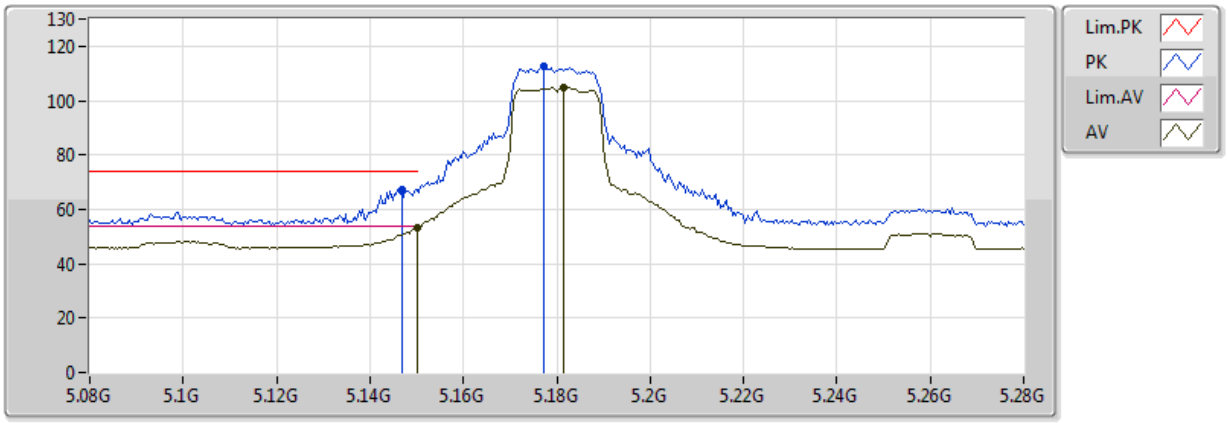

EUT = Y

Type	Freq	Level	Limit	Margin	Factor	Dist	Condition	Azimuth	Height	Comments	Raw	AF	CL	PA
	(Hz)	(dBuV/m)	(dBuV/m)	(dB)	(dB)	(m)		(°)	(m)		(dBuV)	(dB)	(dB)	(dB)
AV	5.149995G	53.47	54.00	-0.53	2.90	3	Vertical	55	1.50	-	50.57	31.62	6.48	35.21
AV	5.1816G	104.72	Inf	-Inf	2.93	3	Vertical	55	1.50	-	101.79	31.65	6.49	35.20
PK	5.1468G	67.28	74.00	-6.72	2.90	3	Vertical	55	1.50	-	64.38	31.62	6.48	35.21
PK	5.1772G	112.55	Inf	-Inf	2.93	3	Vertical	55	1.50	-	109.63	31.64	6.49	35.20

802.11ac VHT20_Nss1,(MCS0)_3TX

5180MHz_BF

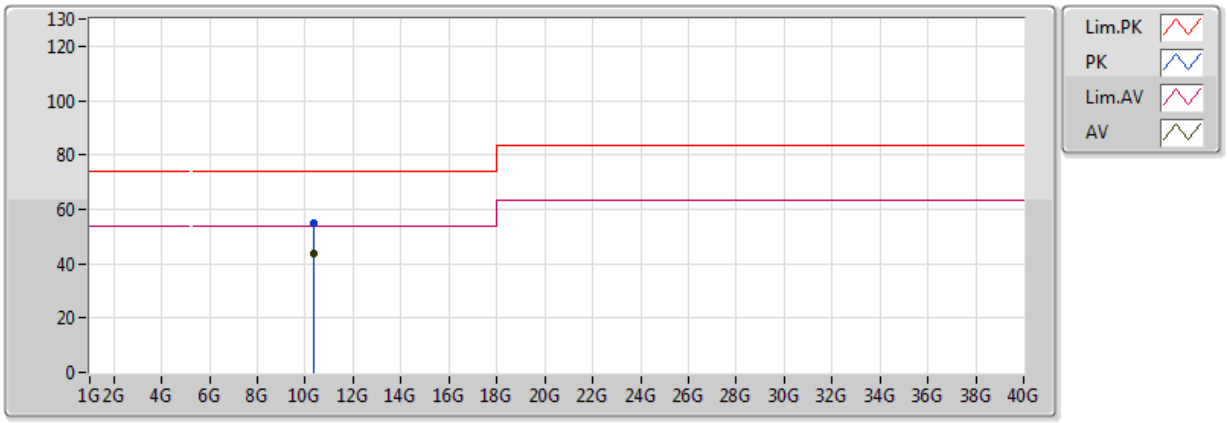

EUT = Y

Type	Freq	Level	Limit	Margin	Factor	Dist	Condition	Azimuth	Height	Comments	Raw	AF	CL	PA
	(Hz)	(dBuV/m)	(dBuV/m)	(dB)	(dB)	(m)		(°)	(m)		(dBuV)	(dB)	(dB)	(dB)
AV	10.35814G	43.73	54.00	-10.27	12.78	3	Vertical	0	1.50	-	30.96	39.40	9.19	35.81
PK	10.3537G	54.94	74.00	-19.06	12.77	3	Vertical	0	1.50	-	42.18	39.40	9.18	35.81

802.11ac VHT20_Nss1,(MCS0)_3TX

5180MHz_BF

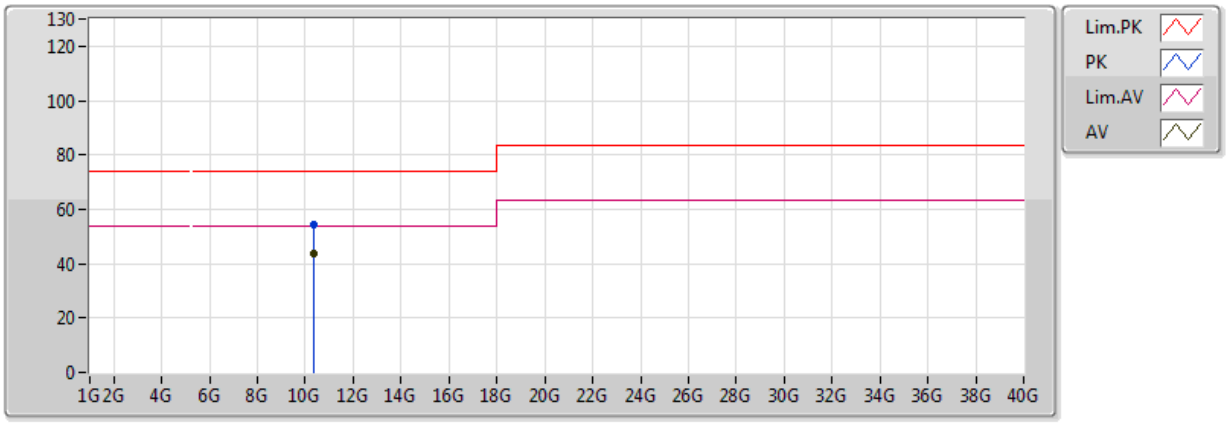

EUT = Y

Type	Freq	Level	Limit	Margin	Factor	Dist	Condition	Azimuth	Height	Comments	Raw	AF	CL	PA
	(Hz)	(dBuV/m)	(dBuV/m)	(dB)	(dB)	(m)		(°)	(m)		(dBuV)	(dB)	(dB)	(dB)
AV	10.35052G	43.92	54.00	-10.08	12.76	3	Horizontal	360	1.50	-	31.17	39.39	9.18	35.82
PK	10.35682G	54.55	74.00	-19.45	12.77	3	Horizontal	360	1.50	-	41.77	39.40	9.19	35.81

802.11ac VHT20_Nss1,(MCS0)_3TX

5200MHz_BF

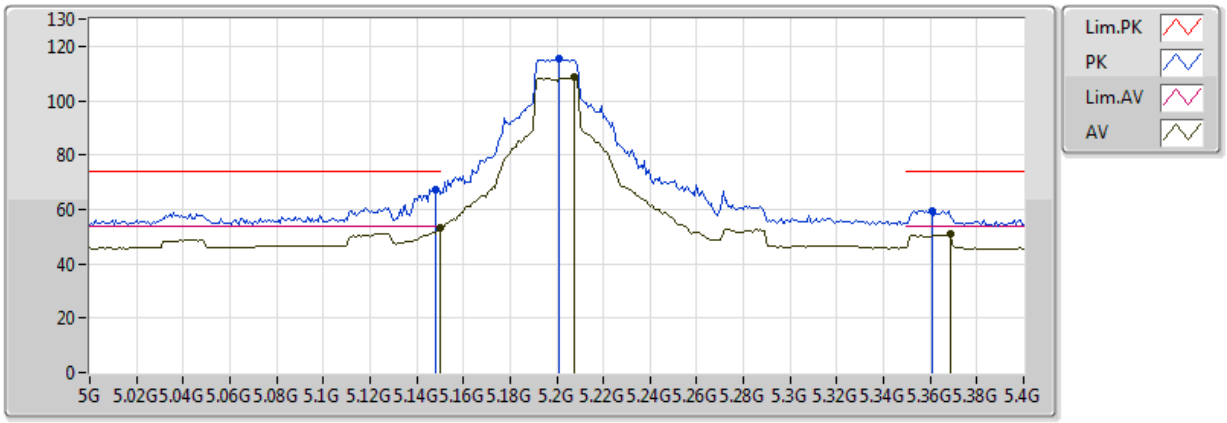

EUT = Y

Type	Freq	Level	Limit	Margin	Factor	Dist	Condition	Azimuth	Height	Comments	Raw	AF	CL	PA
	(Hz)	(dBuV/m)	(dBuV/m)	(dB)	(dB)	(m)		(°)	(m)		(dBuV)	(dB)	(dB)	(dB)
AV	5.149995G	53.13	54.00	-0.87	2.90	3	Vertical	225	1.50	-	50.23	31.62	6.48	35.21
AV	5.2072G	108.54	Inf	-Inf	2.96	3	Vertical	225	1.50	-	105.58	31.67	6.49	35.20
AV	5.3688G	50.88	54.00	-3.12	3.13	3	Vertical	225	1.50	-	47.75	31.80	6.52	35.18
PK	5.148G	67.30	74.00	-6.70	2.90	3	Vertical	225	1.50	-	64.40	31.62	6.48	35.21
PK	5.2008G	115.51	Inf	-Inf	2.95	3	Vertical	225	1.50	-	112.56	31.66	6.49	35.20
PK	5.3608G	59.63	74.00	-14.37	3.12	3	Vertical	225	1.50	-	56.51	31.79	6.52	35.18

802.11ac VHT20_Nss1,(MCS0)_3TX

5200MHz_BF

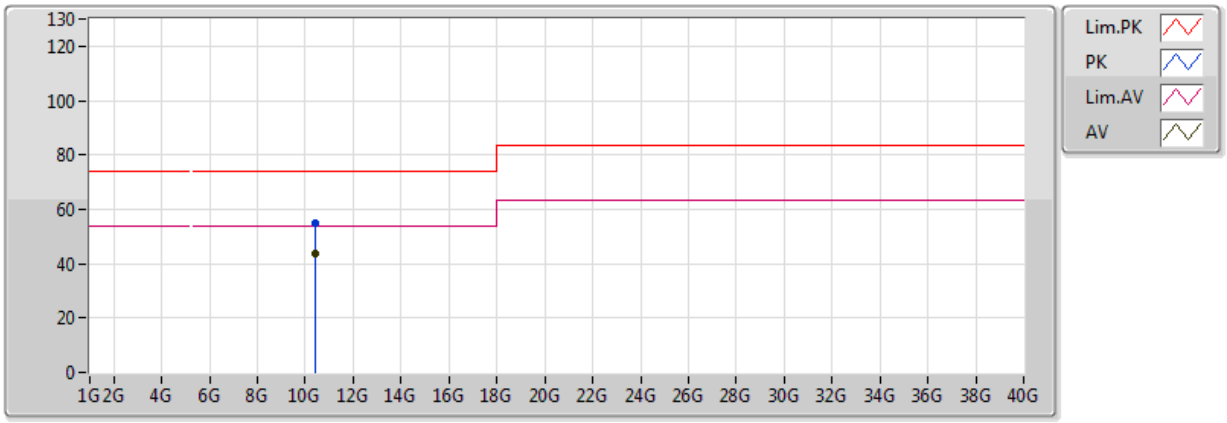

EUT = Y

Type	Freq	Level	Limit	Margin	Factor	Dist	Condition	Azimuth	Height	Comments	Raw	AF	CL	PA
	(Hz)	(dBuV/m)	(dBuV/m)	(dB)	(dB)	(m)		(°)	(m)		(dBuV)	(dB)	(dB)	(dB)
AV	10.38776G	43.75	54.00	-10.25	12.86	3	Vertical	360	1.50	-	30.89	39.44	9.20	35.79
PK	10.40294G	54.98	74.00	-19.02	12.90	3	Vertical	360	1.50	-	42.09	39.46	9.21	35.78

802.11ac VHT20_Nss1,(MCS0)_3TX

5200MHz_BF

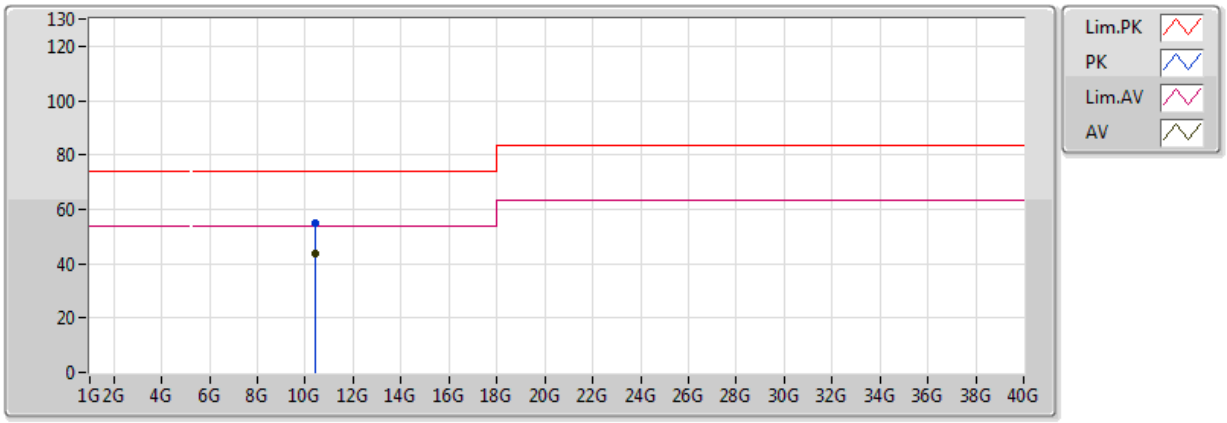

EUT = Y

Type	Freq	Level	Limit	Margin	Factor	Dist	Condition	Azimuth	Height	Comments	Raw	AF	CL	PA
	(Hz)	(dBuV/m)	(dBuV/m)	(dB)	(dB)	(m)		(°)	(m)		(dBuV)	(dB)	(dB)	(dB)
AV	10.40006G	43.84	54.00	-10.16	12.89	3	Horizontal	0	1.50	-	30.96	39.46	9.21	35.78
PK	10.3943G	54.81	74.00	-19.19	12.87	3	Horizontal	0	1.50	-	41.93	39.45	9.21	35.79

802.11ac VHT20_Nss1,(MCS0)_3TX

5240MHz_BF

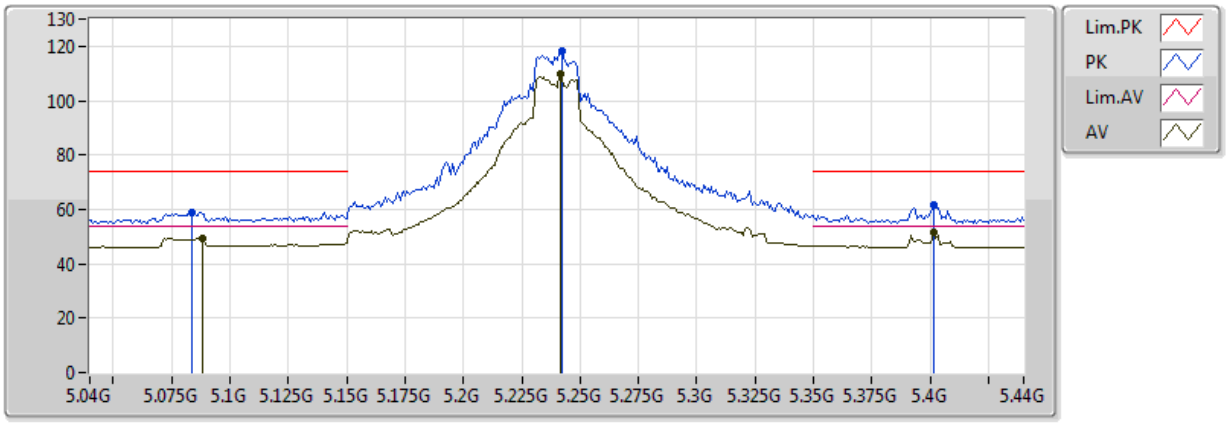

EUT = Y

Type	Freq	Level	Limit	Margin	Factor	Dist	Condition	Azimuth	Height	Comments	Raw	AF	CL	PA
	(Hz)	(dBuV/m)	(dBuV/m)	(dB)	(dB)	(m)		(°)	(m)		(dBuV)	(dB)	(dB)	(dB)
AV	5.088G	49.57	54.00	-4.43	2.84	3	Vertical	180	1.50	-	46.73	31.57	6.48	35.21
AV	5.2416G	109.68	Inf	-Inf	3.00	3	Vertical	180	1.50	-	106.68	31.69	6.50	35.20
AV	5.4016G	51.40	54.00	-2.60	3.16	3	Vertical	180	1.50	-	48.24	31.82	6.52	35.18
PK	5.084G	59.10	74.00	-14.90	2.83	3	Vertical	180	1.50	-	56.27	31.57	6.48	35.21
PK	5.2424G	118.36	Inf	-Inf	3.00	3	Vertical	180	1.50	-	115.37	31.69	6.50	35.20
PK	5.4016G	61.57	74.00	-12.43	3.16	3	Vertical	180	1.50	-	58.41	31.82	6.52	35.18

802.11ac VHT20_Nss1,(MCS0)_3TX

5240MHz_BF

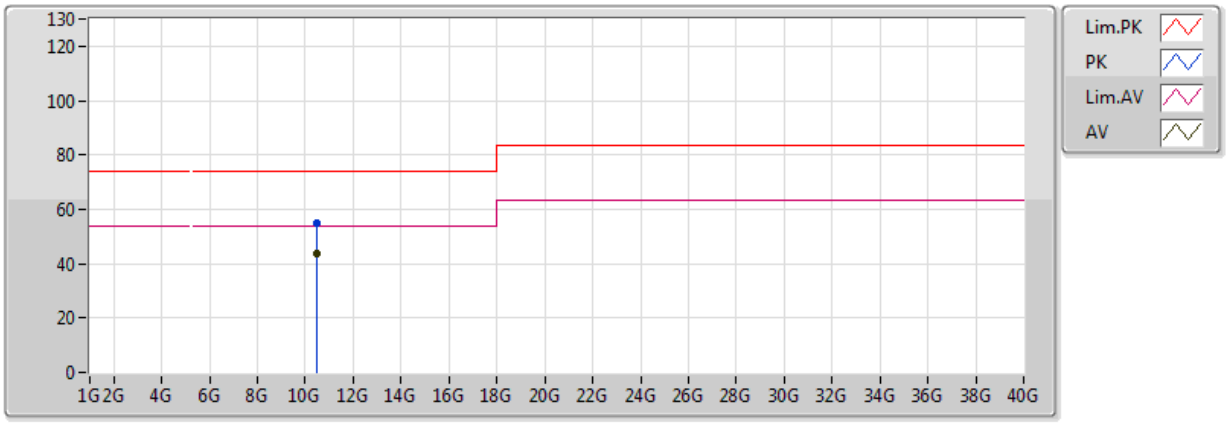

EUT = Y

Type	Freq	Level	Limit	Margin	Factor	Dist	Condition	Azimuth	Height	Comments	Raw	AF	CL	PA
	(Hz)	(dBuV/m)	(dBuV/m)	(dB)	(dB)	(m)		(°)	(m)		(dBuV)	(dB)	(dB)	(dB)
AV	10.48498G	43.88	54.00	-10.12	13.11	3	Vertical	360	1.50	-	30.76	39.58	9.26	35.73
PK	10.4686G	54.74	74.00	-19.26	13.07	3	Vertical	360	1.50	-	41.67	39.56	9.25	35.74

802.11ac VHT20_Nss1,(MCS0)_3TX

5240MHz_BF

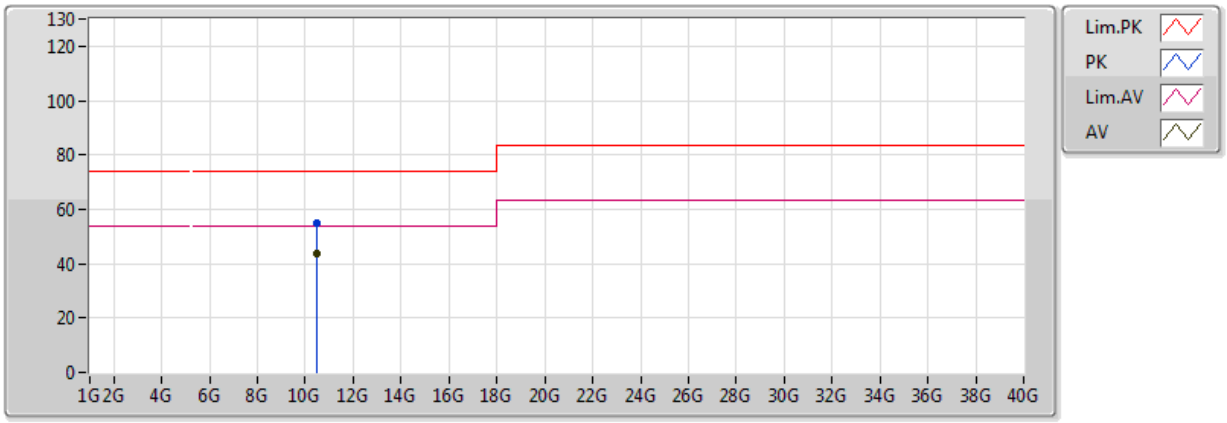

EUT = Y

Type	Freq	Level	Limit	Margin	Factor	Dist	Condition	Azimuth	Height	Comments	Raw	AF	CL	PA
	(Hz)	(dBuV/m)	(dBuV/m)	(dB)	(dB)	(m)		(°)	(m)		(dBuV)	(dB)	(dB)	(dB)
AV	10.47178G	43.95	54.00	-10.05	13.08	3	Horizontal	0	1.50	-	30.87	39.56	9.25	35.73
PK	10.48324G	54.73	74.00	-19.27	13.11	3	Horizontal	0	1.50	-	41.62	39.58	9.26	35.73

802.11ac VHT20_Nss1,(MCS0)_3TX

5745MHz_BF

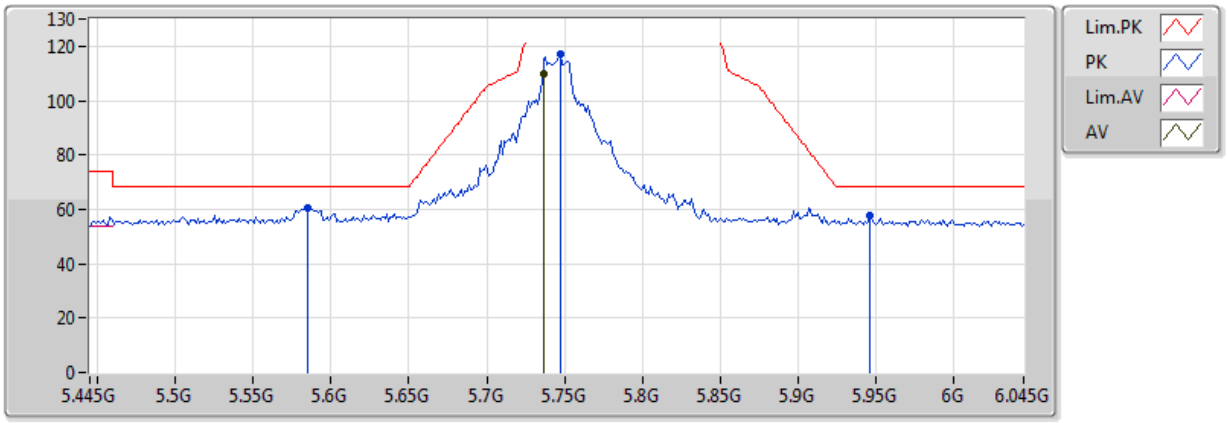

EUT = Y

Type	Freq	Level	Limit	Margin	Factor	Dist	Condition	Azimuth	Height	Comments	Raw	AF	CL	PA
	(Hz)	(dBuV/m)	(dBuV/m)	(dB)	(dB)	(m)		(°)	(m)		(dBuV)	(dB)	(dB)	(dB)
AV	5.7366G	109.66	Inf	-Inf	3.47	3	Vertical	220	1.51	-	106.20	32.18	6.47	35.18
PK	5.5854G	60.31	68.20	-7.89	3.34	3	Vertical	220	1.51	-	56.97	32.00	6.51	35.18
PK	5.7474G	117.09	Inf	-Inf	3.47	3	Vertical	220	1.51	-	113.62	32.20	6.46	35.18
PK	5.9466G	57.57	68.20	-10.63	3.64	3	Vertical	220	1.51	-	53.93	32.44	6.40	35.19

802.11ac VHT20_Nss1,(MCS0)_3TX

5745MHz_BF

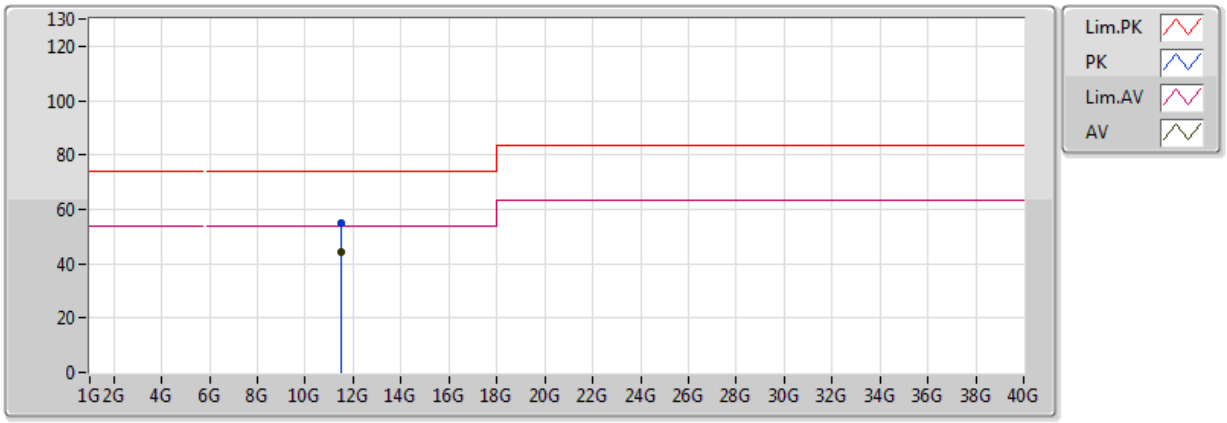

EUT = Y

Type	Freq	Level	Limit	Margin	Factor	Dist	Condition	Azimuth	Height	Comments	Raw	AF	CL	PA
	(Hz)	(dBuV/m)	(dBuV/m)	(dB)	(dB)	(m)		(°)	(m)		(dBuV)	(dB)	(dB)	(dB)
AV	11.49216G	44.30	54.00	-9.70	13.62	3	Vertical	0	1.50	-	30.68	39.56	9.54	35.48
PK	11.49624G	55.17	74.00	-18.83	13.62	3	Vertical	0	1.50	-	41.55	39.56	9.54	35.48

802.11ac VHT20_Nss1,(MCS0)_3TX

5745MHz_BF

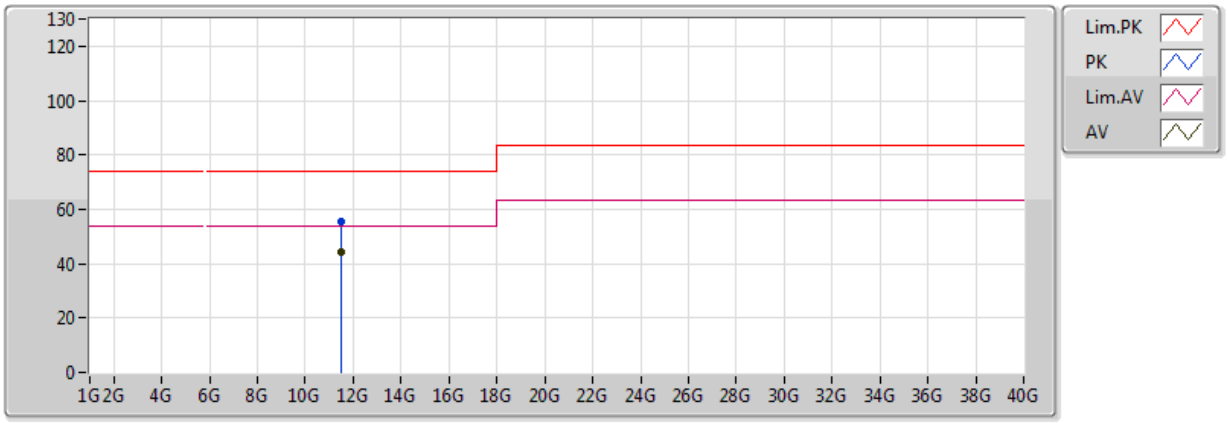

EUT = Y

Type	Freq	Level	Limit	Margin	Factor	Dist	Condition	Azimuth	Height	Comments	Raw	AF	CL	PA
	(Hz)	(dBuV/m)	(dBuV/m)	(dB)	(dB)	(m)		(°)	(m)		(dBuV)	(dB)	(dB)	(dB)
AV	11.48406G	44.27	54.00	-9.73	13.64	3	Horizontal	360	1.50	-	30.63	39.57	9.54	35.48
PK	11.49252G	55.36	74.00	-18.64	13.62	3	Horizontal	360	1.50	-	41.74	39.56	9.54	35.48

802.11ac VHT20_Nss1,(MCS0)_3TX

5785MHz_BF

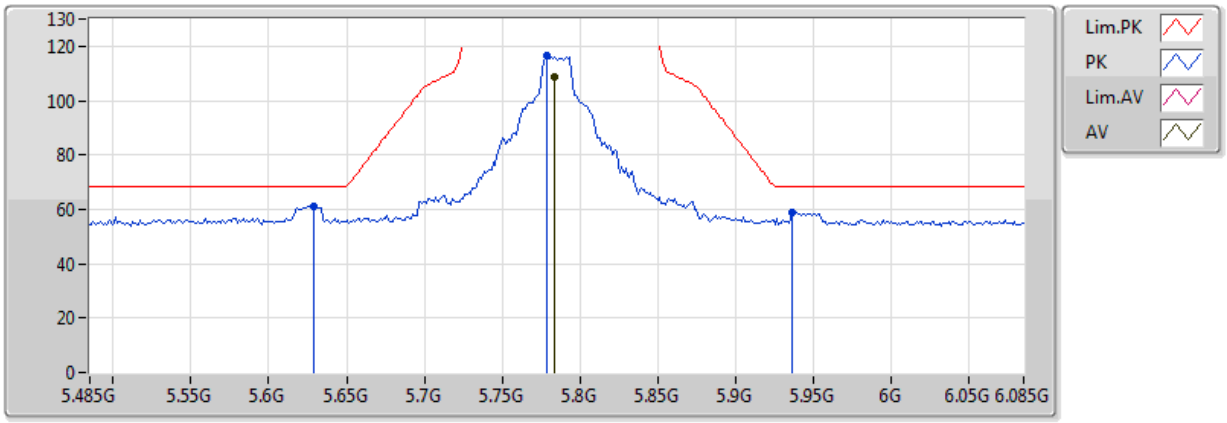

EUT = Y

Type	Freq	Level	Limit	Margin	Factor	Dist	Condition	Azimuth	Height	Comments	Raw	AF	CL	PA
	(Hz)	(dBuV/m)	(dBuV/m)	(dB)	(dB)	(m)		(°)	(m)		(dBuV)	(dB)	(dB)	(dB)
AV	5.7838G	108.85	Inf	-Inf	3.50	3	Vertical	89	1.90	-	105.35	32.24	6.45	35.19
PK	5.779G	116.40	Inf	-Inf	3.50	3	Vertical	89	1.90	-	112.90	32.23	6.45	35.19
PK	5.629G	61.16	68.20	-7.04	3.38	3	Vertical	89	1.90	-	57.79	32.05	6.50	35.18
PK	5.9362G	59.05	68.20	-9.15	3.63	3	Vertical	89	1.90	-	55.42	32.42	6.40	35.19

802.11ac VHT20_Nss1,(MCS0)_3TX

5785MHz_BF

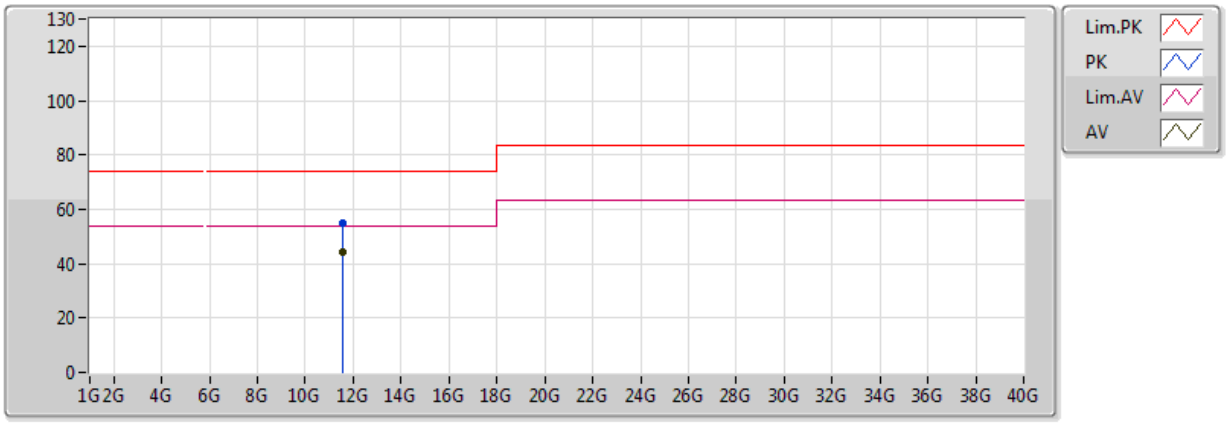

EUT = Y

Type	Freq	Level	Limit	Margin	Factor	Dist	Condition	Azimuth	Height	Comments	Raw	AF	CL	PA
	(Hz)	(dBuV/m)	(dBuV/m)	(dB)	(dB)	(m)		(°)	(m)		(dBuV)	(dB)	(dB)	(dB)
AV	11.57498G	44.19	54.00	-9.81	13.48	3	Vertical	360	1.50	-	30.71	39.44	9.54	35.49
PK	11.55722G	54.96	74.00	-19.04	13.51	3	Vertical	360	1.50	-	41.45	39.46	9.54	35.49

802.11ac VHT20_Nss1,(MCS0)_3TX

5785MHz_BF

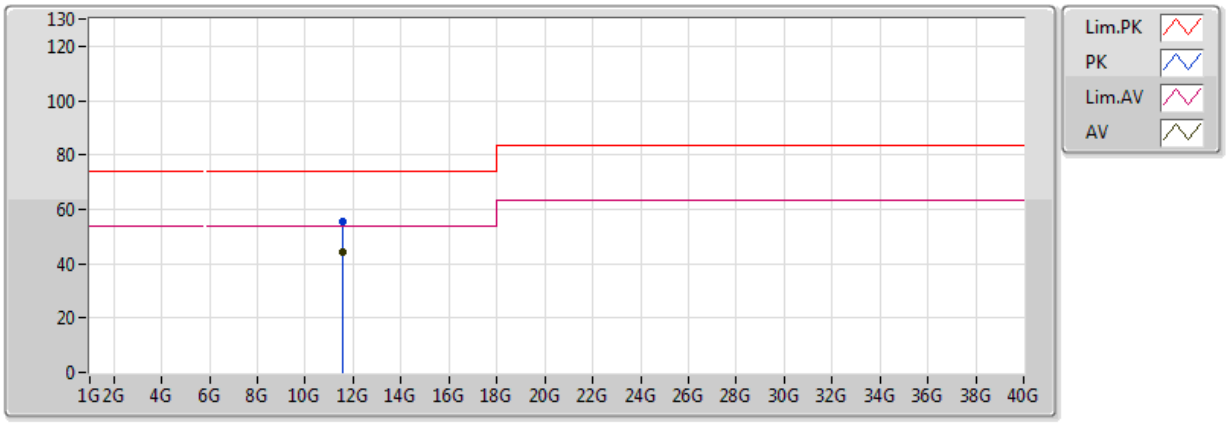

EUT = Y

Type	Freq	Level	Limit	Margin	Factor	Dist	Condition	Azimuth	Height	Comments	Raw	AF	CL	PA
	(Hz)	(dBuV/m)	(dBuV/m)	(dB)	(dB)	(m)		(°)	(m)		(dBuV)	(dB)	(dB)	(dB)
AV	11.57948G	44.18	54.00	-9.82	13.47	3	Horizontal	0	1.50	-	30.70	39.43	9.54	35.50
PK	11.56988G	55.72	74.00	-18.28	13.49	3	Horizontal	0	1.50	-	42.22	39.45	9.54	35.49

802.11ac VHT20_Nss1,(MCS0)_3TX

5825MHz_BF

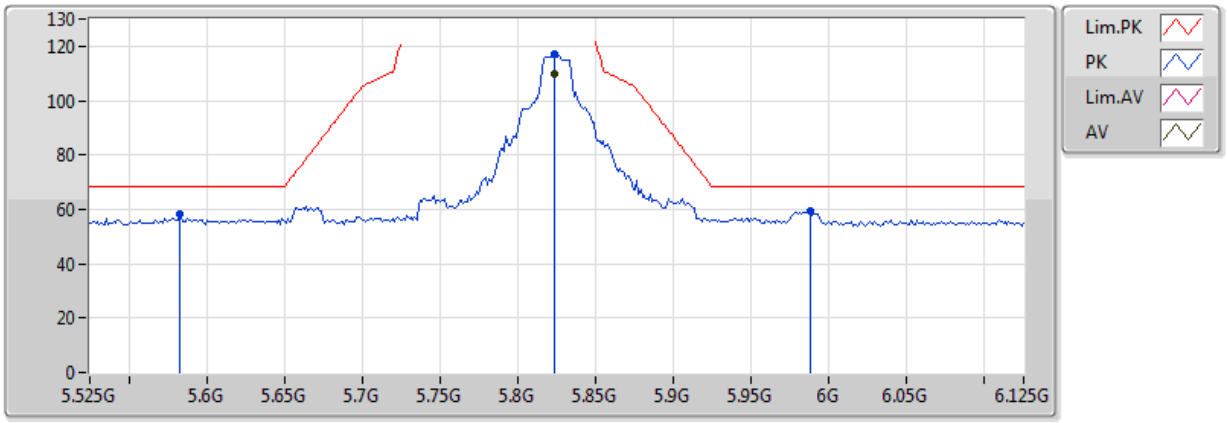

EUT = Y

Type	Freq	Level	Limit	Margin	Factor	Dist	Condition	Azimuth	Height	Comments	Raw	AF	CL	PA
	(Hz)	(dBuV/m)	(dBuV/m)	(dB)	(dB)	(m)		(°)	(m)		(dBuV)	(dB)	(dB)	(dB)
AV	5.8238G	109.65	Inf	-Inf	3.53	3	Vertical	93	1.71	-	106.12	32.29	6.43	35.19
PK	5.5826G	58.02	68.20	-10.18	3.34	3	Vertical	93	1.71	-	54.68	32.00	6.52	35.18
PK	5.8238G	116.89	Inf	-Inf	3.53	3	Vertical	93	1.71	-	113.35	32.29	6.43	35.19
PK	5.9882G	59.20	68.20	-9.00	3.67	3	Vertical	93	1.71	-	55.53	32.49	6.38	35.20

802.11ac VHT20_Nss1,(MCS0)_3TX

5825MHz_BF

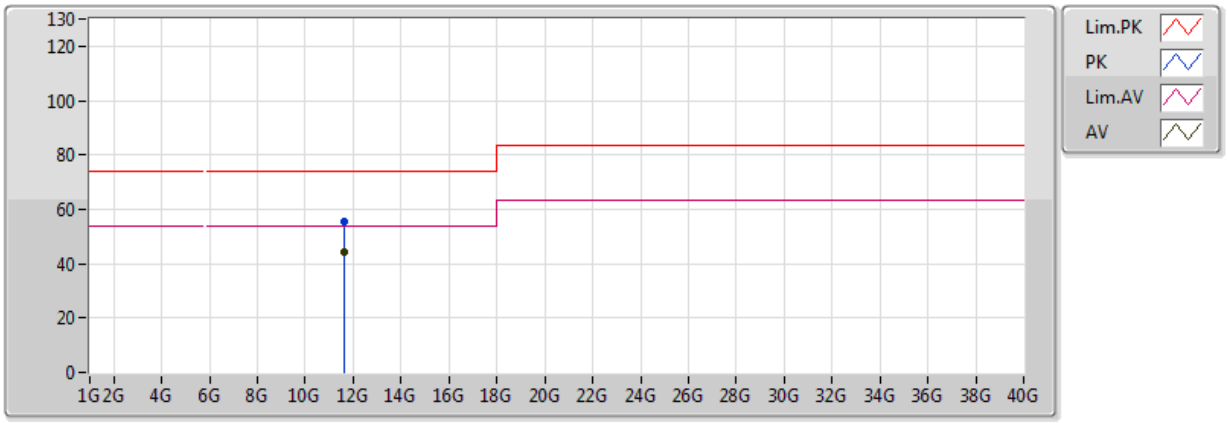

EUT = Y

Type	Freq	Level	Limit	Margin	Factor	Dist	Condition	Azimuth	Height	Comments	Raw	AF	CL	PA
	(Hz)	(dBuV/m)	(dBuV/m)	(dB)	(dB)	(m)		(°)	(m)		(dBuV)	(dB)	(dB)	(dB)
AV	11.65624G	44.22	54.00	-9.78	13.34	3	Vertical	0	1.50	-	30.88	39.32	9.54	35.51
PK	11.65312G	55.29	74.00	-18.71	13.35	3	Vertical	0	1.50	-	41.94	39.32	9.54	35.51

802.11ac VHT20_Nss1,(MCS0)_3TX

5825MHz_BF

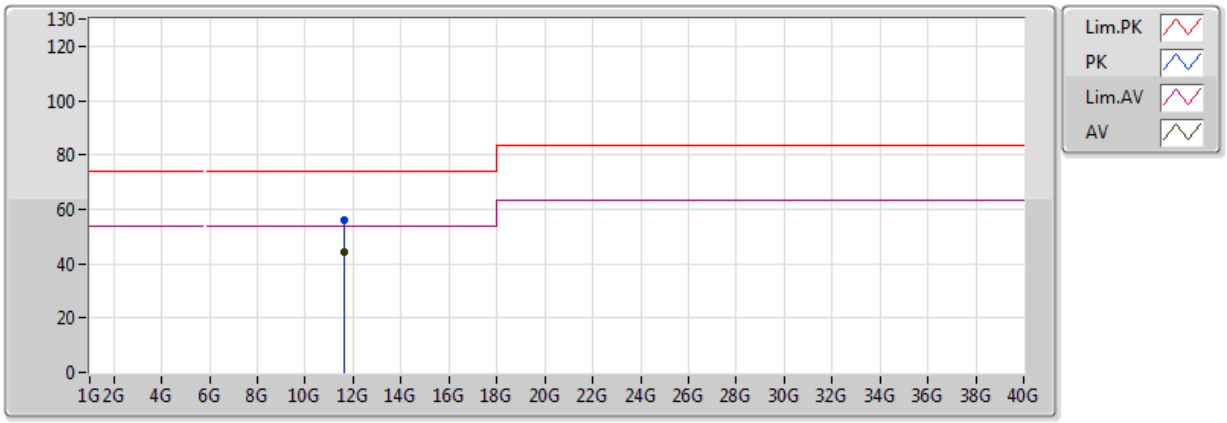

EUT = Y

Type	Freq	Level	Limit	Margin	Factor	Dist	Condition	Azimuth	Height	Comments	Raw	AF	CL	PA
	(Hz)	(dBuV/m)	(dBuV/m)	(dB)	(dB)	(m)		(°)	(m)		(dBuV)	(dB)	(dB)	(dB)
AV	11.64034G	44.21	54.00	-9.79	13.37	3	Horizontal	360	1.50	-	30.84	39.34	9.54	35.51
PK	11.65444G	56.12	74.00	-17.88	13.35	3	Horizontal	360	1.50	-	42.78	39.32	9.54	35.51

802.11ac VHT40_Nss1,(MCS0)_3TX

5190MHz_BF

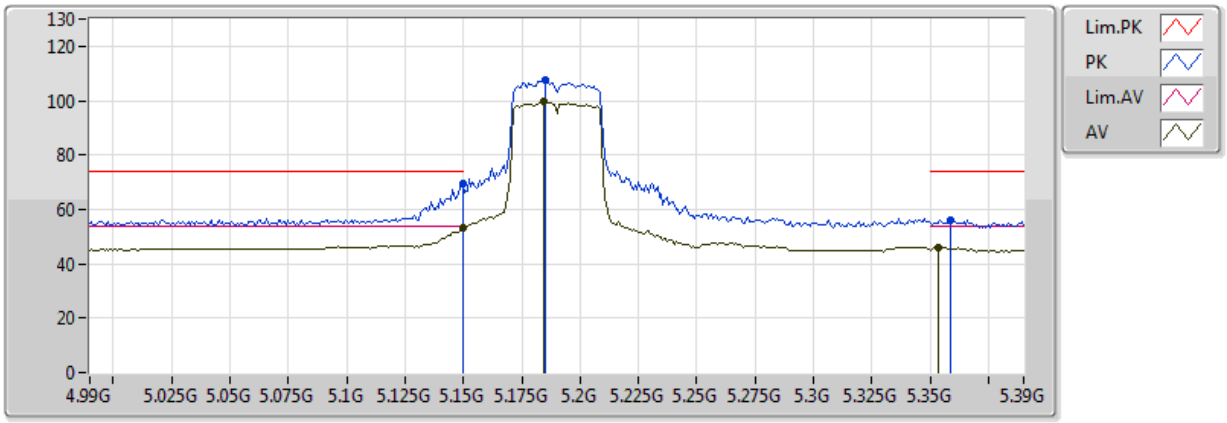

EUT = Y

Type	Freq	Level	Limit	Margin	Factor	Dist	Condition	Azimuth	Height	Comments	Raw	AF	CL	PA
	(Hz)	(dBuV/m)	(dBuV/m)	(dB)	(dB)	(m)		(°)	(m)		(dBuV)	(dB)	(dB)	(dB)
AV	5.149995G	53.30	54.00	-0.70	2.90	3	Vertical	89	1.55	-	50.40	31.62	6.48	35.21
AV	5.1844G	99.51	Inf	-Inf	2.93	3	Vertical	89	1.55	-	96.58	31.65	6.49	35.20
AV	5.3532G	45.98	54.00	-8.02	3.11	3	Vertical	89	1.55	-	42.87	31.78	6.52	35.18
PK	5.149995G	69.65	74.00	-4.35	2.90	3	Vertical	89	1.55	-	66.75	31.62	6.48	35.21
PK	5.1852G	107.81	Inf	-Inf	2.94	3	Vertical	89	1.55	-	104.87	31.65	6.49	35.20
PK	5.3588G	56.24	74.00	-17.76	3.12	3	Vertical	89	1.55	-	53.12	31.79	6.52	35.18

802.11ac VHT40_Nss1,(MCS0)_3TX

5190MHz_BF

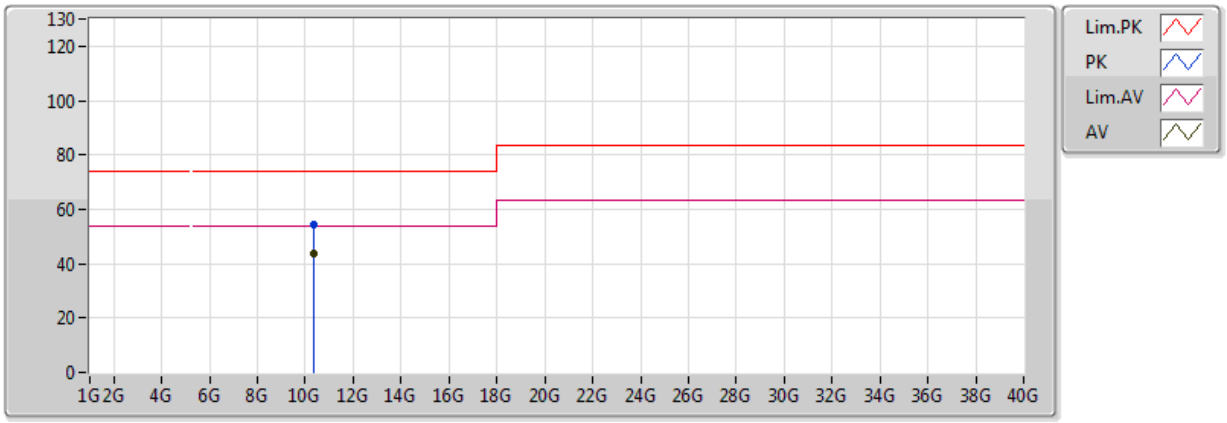

EUT = Y

Type	Freq	Level	Limit	Margin	Factor	Dist	Condition	Azimuth	Height	Comments	Raw	AF	CL	PA
	(Hz)	(dBuV/m)	(dBuV/m)	(dB)	(dB)	(m)		(°)	(m)		(dBuV)	(dB)	(dB)	(dB)
AV	10.3803G	43.81	54.00	-10.19	12.84	3	Vertical	360	1.50	-	30.97	39.43	9.20	35.80
PK	10.37022G	54.52	74.00	-19.48	12.81	3	Vertical	360	1.50	-	41.71	39.42	9.19	35.80

802.11ac VHT40_Nss1,(MCS0)_3TX

5190MHz_BF

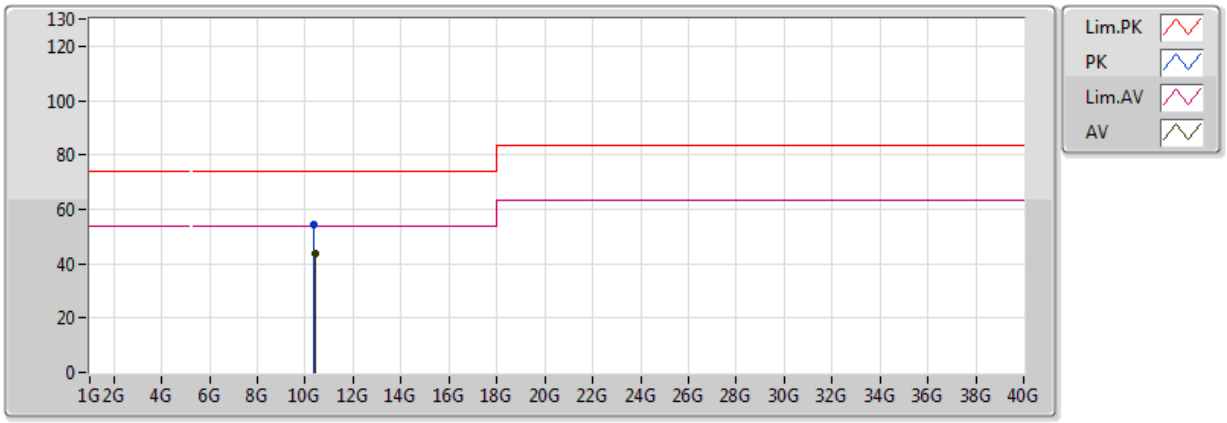

EUT = Y

Type	Freq	Level	Limit	Margin	Factor	Dist	Condition	Azimuth	Height	Comments	Raw	AF	CL	PA
	(Hz)	(dBuV/m)	(dBuV/m)	(dB)	(dB)	(m)		(°)	(m)		(dBuV)	(dB)	(dB)	(dB)
AV	10.39032G	43.78	54.00	-10.22	12.86	3	Horizontal	0	1.50	-	30.92	39.45	9.20	35.79
PK	10.38012G	54.36	74.00	-19.64	12.84	3	Horizontal	0	1.50	-	41.52	39.43	9.20	35.80

802.11ac VHT40_Nss1,(MCS0)_3TX

5230MHz_BF

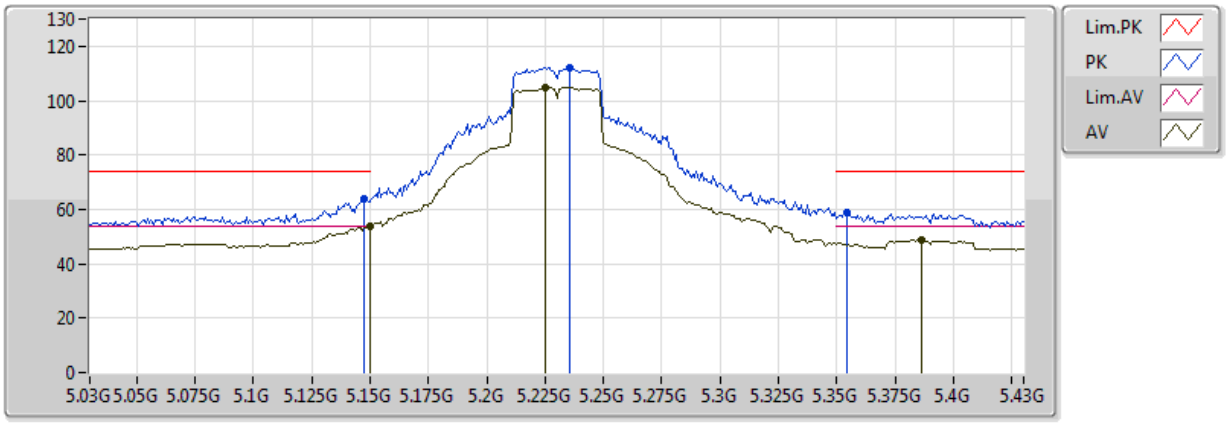

EUT = Y

Type	Freq	Level	Limit	Margin	Factor	Dist	Condition	Azimuth	Height	Comments	Raw	AF	CL	PA
	(Hz)	(dBuV/m)	(dBuV/m)	(dB)	(dB)	(m)		(°)	(m)		(dBuV)	(dB)	(dB)	(dB)
AV	5.149995G	53.56	54.00	-0.44	2.90	3	Vertical	269	1.84	-	50.66	31.62	6.48	35.21
AV	5.2252G	104.89	Inf	-Inf	2.98	3	Vertical	269	1.84	-	101.92	31.68	6.50	35.20
AV	5.386G	48.78	54.00	-5.22	3.15	3	Vertical	269	1.84	-	45.63	31.81	6.52	35.18
PK	5.1476G	63.81	74.00	-10.19	2.90	3	Vertical	269	1.84	-	60.92	31.62	6.48	35.21
PK	5.2356G	112.02	Inf	-Inf	2.99	3	Vertical	269	1.84	-	109.03	31.69	6.50	35.20
PK	5.354G	58.97	74.00	-15.03	3.11	3	Vertical	269	1.84	-	55.86	31.78	6.52	35.18

802.11ac VHT40_Nss1,(MCS0)_3TX

5230MHz_BF

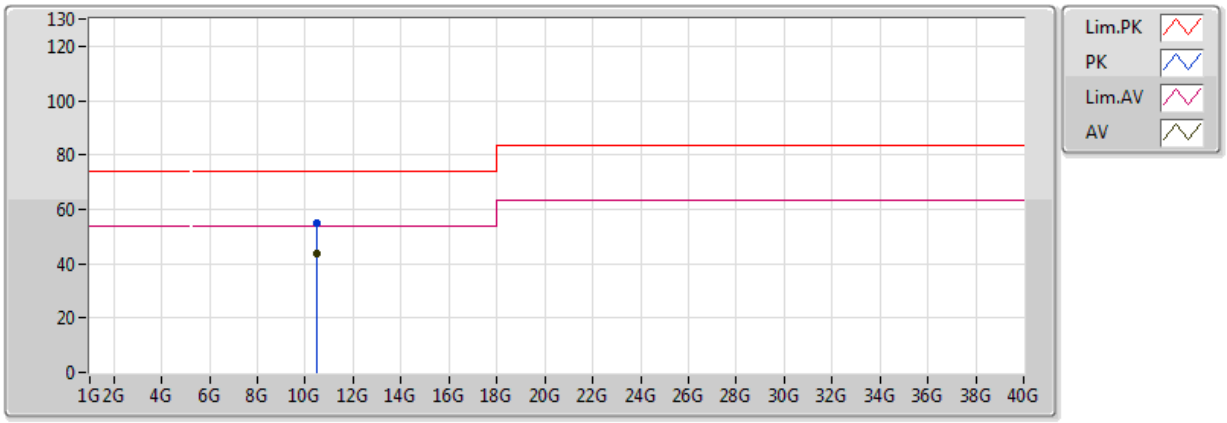

EUT = Y

Type	Freq	Level	Limit	Margin	Factor	Dist	Condition	Azimuth	Height	Comments	Raw	AF	CL	PA
	(Hz)	(dBuV/m)	(dBuV/m)	(dB)	(dB)	(m)		(°)	(m)		(dBuV)	(dB)	(dB)	(dB)
AV	10.46246G	43.87	54.00	-10.13	13.05	3	Vertical	0	1.50	-	30.82	39.55	9.24	35.74
PK	10.46288G	54.68	74.00	-19.32	13.05	3	Vertical	0	1.50	-	41.63	39.55	9.24	35.74

802.11ac VHT40_Nss1,(MCS0)_3TX

5230MHz_BF

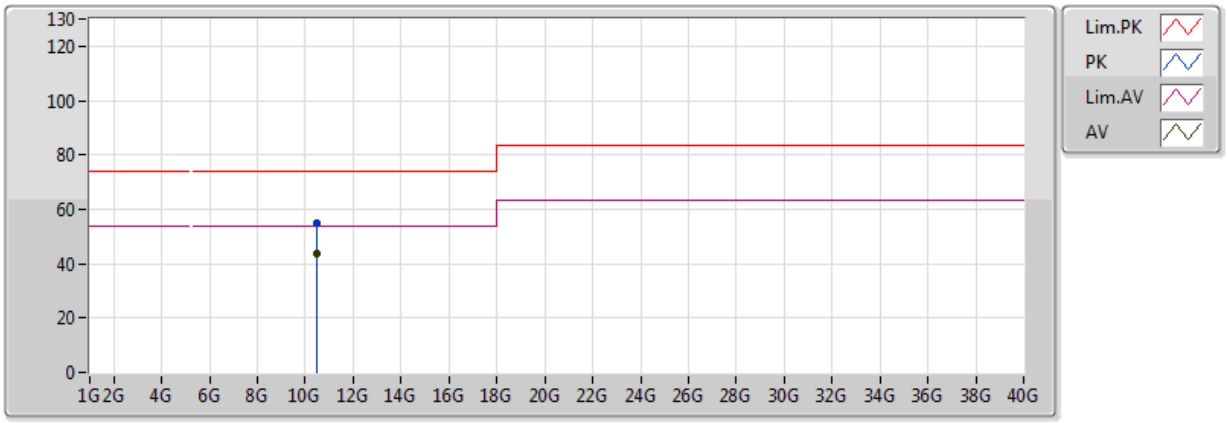

EUT = Y

Type	Freq	Level	Limit	Margin	Factor	Dist	Condition	Azimuth	Height	Comments	Raw	AF	CL	PA
	(Hz)	(dBuV/m)	(dBuV/m)	(dB)	(dB)	(m)		(°)	(m)		(dBuV)	(dB)	(dB)	(dB)
AV	10.46606G	43.87	54.00	-10.13	13.06	3	Horizontal	0	1.50	-	30.81	39.55	9.25	35.74
PK	10.46138G	54.76	74.00	-19.24	13.05	3	Horizontal	0	1.50	-	41.71	39.55	9.24	35.74

802.11ac VHT40_Nss1,(MCS0)_3TX

5755MHz_BF

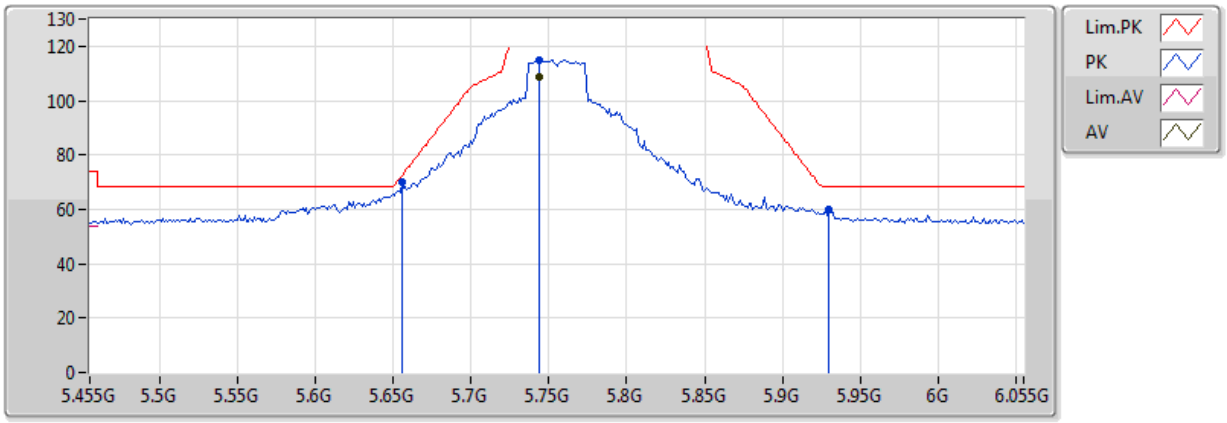

EUT = Y

Type	Freq	Level	Limit	Margin	Factor	Dist	Condition	Azimuth	Height	Comments	Raw	AF	CL	PA
	(Hz)	(dBuV/m)	(dBuV/m)	(dB)	(dB)	(m)		(°)	(m)		(dBuV)	(dB)	(dB)	(dB)
AV	5.7442G	108.69	Inf	-Inf	3.47	3	Vertical	84	1.75	-	105.22	32.19	6.46	35.18
PK	5.6554G	70.18	72.20	-2.01	3.40	3	Vertical	84	1.75	-	66.78	32.09	6.49	35.18
PK	5.7442G	114.91	Inf	-Inf	3.47	3	Vertical	84	1.75	-	111.44	32.19	6.46	35.18
PK	5.9302G	59.68	68.20	-8.52	3.62	3	Vertical	84	1.75	-	56.06	32.42	6.40	35.19

802.11ac VHT40_Nss1,(MCS0)_3TX

5755MHz_BF

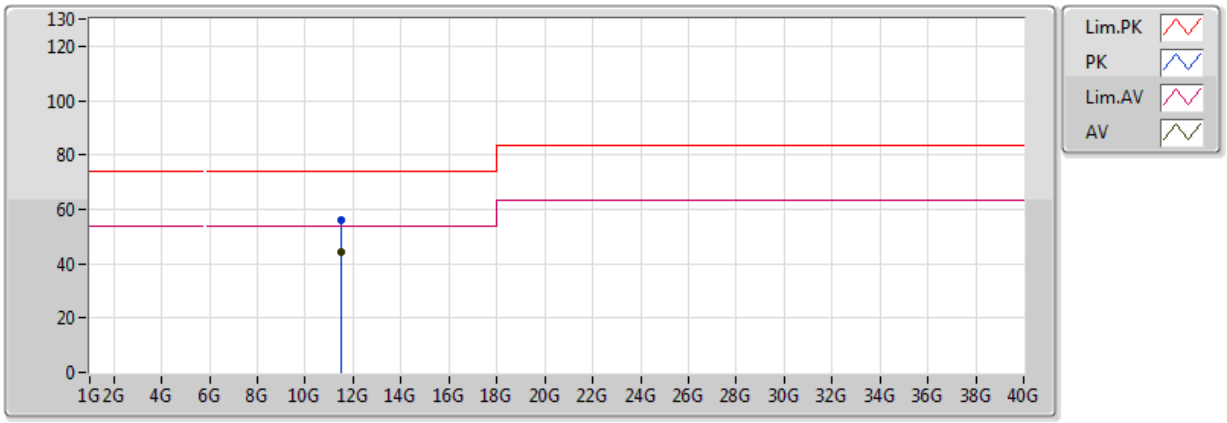

EUT = Y

Type	Freq	Level	Limit	Margin	Factor	Dist	Condition	Azimuth	Height	Comments	Raw	AF	CL	PA
	(Hz)	(dBuV/m)	(dBuV/m)	(dB)	(dB)	(m)		(°)	(m)		(dBuV)	(dB)	(dB)	(dB)
AV	11.5001G	44.32	54.00	-9.68	13.61	3	Vertical	0	1.50	-	30.71	39.55	9.54	35.48
PK	11.51954G	56.06	74.00	-17.94	13.58	3	Vertical	0	1.50	-	42.49	39.52	9.54	35.48

802.11ac VHT40_Nss1,(MCS0)_3TX

5755MHz_BF

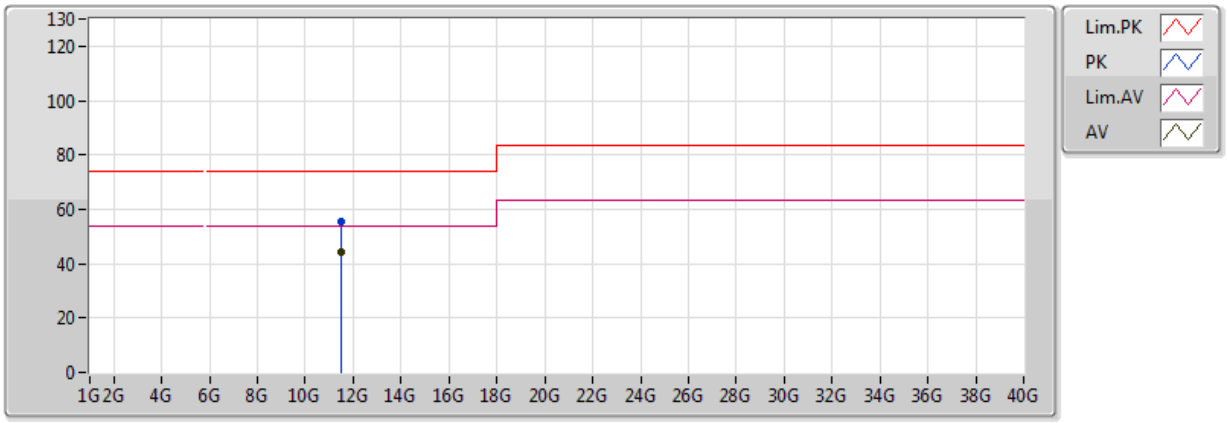

EUT = Y

Type	Freq	Level	Limit	Margin	Factor	Dist	Condition	Azimuth	Height	Comments	Raw	AF	CL	PA
	(Hz)	(dBuV/m)	(dBuV/m)	(dB)	(dB)	(m)		(°)	(m)		(dBuV)	(dB)	(dB)	(dB)
AV	11.498G	44.45	54.00	-9.55	13.61	3	Horizontal	360	1.50	-	30.84	39.55	9.54	35.48
PK	11.51612G	55.22	74.00	-18.78	13.58	3	Horizontal	360	1.50	-	41.63	39.53	9.54	35.48

802.11ac VHT40_Nss1,(MCS0)_3TX

5795MHz_BF

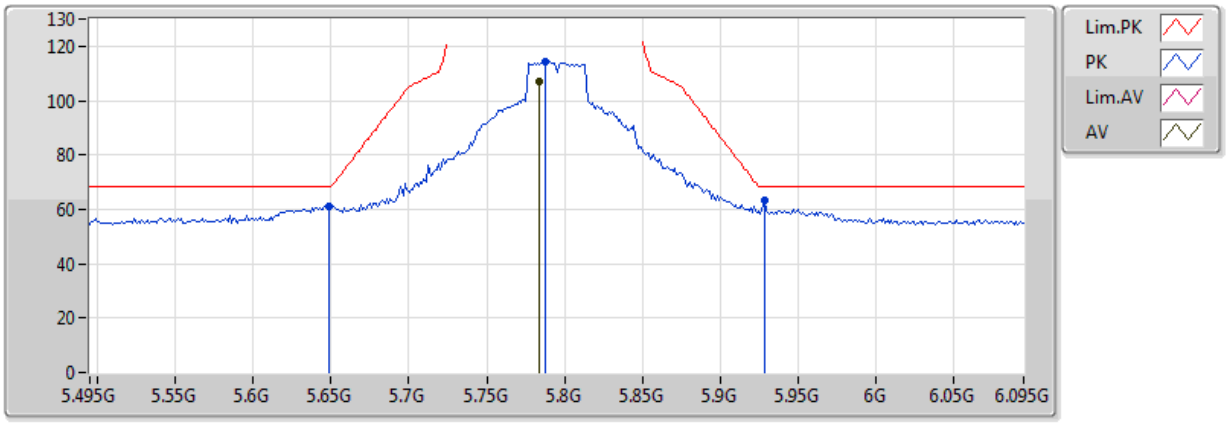

EUT = Y

Type	Freq	Level	Limit	Margin	Factor	Dist	Condition	Azimuth	Height	Comments	Raw	AF	CL	PA
	(Hz)	(dBuV/m)	(dBuV/m)	(dB)	(dB)	(m)		(°)	(m)		(dBuV)	(dB)	(dB)	(dB)
AV	5.7842G	107.19	Inf	-Inf	3.50	3	Vertical	83	1.74	-	103.69	32.24	6.45	35.19
PK	5.6486G	61.17	68.20	-7.03	3.39	3	Vertical	83	1.74	-	57.78	32.08	6.50	35.18
PK	5.7878G	114.15	Inf	-Inf	3.50	3	Vertical	83	1.74	-	110.65	32.25	6.44	35.19
PK	5.9282G	63.23	68.20	-4.97	3.62	3	Vertical	83	1.74	-	59.61	32.41	6.40	35.19

802.11ac VHT40_Nss1,(MCS0)_3TX

5795MHz_BF

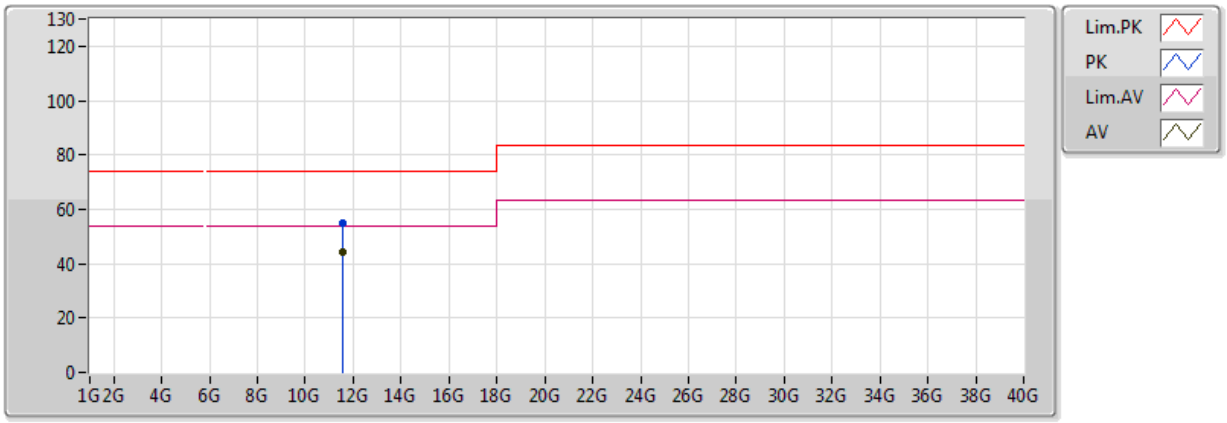

EUT = Y

Type	Freq	Level	Limit	Margin	Factor	Dist	Condition	Azimuth	Height	Comments	Raw	AF	CL	PA
	(Hz)	(dBuV/m)	(dBuV/m)	(dB)	(dB)	(m)		(°)	(m)		(dBuV)	(dB)	(dB)	(dB)
AV	11.57902G	44.24	54.00	-9.76	13.48	3	Vertical	360	1.50	-	30.76	39.43	9.54	35.50
PK	11.58496G	54.84	74.00	-19.16	13.47	3	Vertical	360	1.50	-	41.37	39.42	9.54	35.50

802.11ac VHT40_Nss1,(MCS0)_3TX

5795MHz_BF

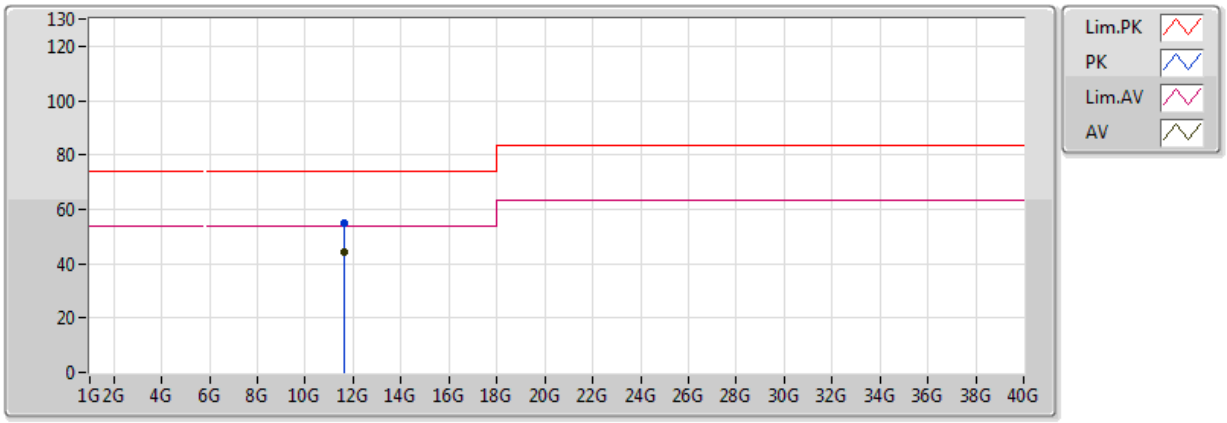

EUT = Y

Type	Freq	Level	Limit	Margin	Factor	Dist	Condition	Azimuth	Height	Comments	Raw	AF	CL	PA
	(Hz)	(dBuV/m)	(dBuV/m)	(dB)	(dB)	(m)		(°)	(m)		(dBuV)	(dB)	(dB)	(dB)
AV	11.59444G	44.09	54.00	-9.91	13.45	3	Horizontal	0	1.50	-	30.64	39.41	9.54	35.50
PK	11.60416G	54.92	74.00	-19.08	13.43	3	Horizontal	0	1.50	-	41.49	39.39	9.54	35.50

802.11ac VHT80_Nss1,(MCS0)_3TX

5210MHz_BF

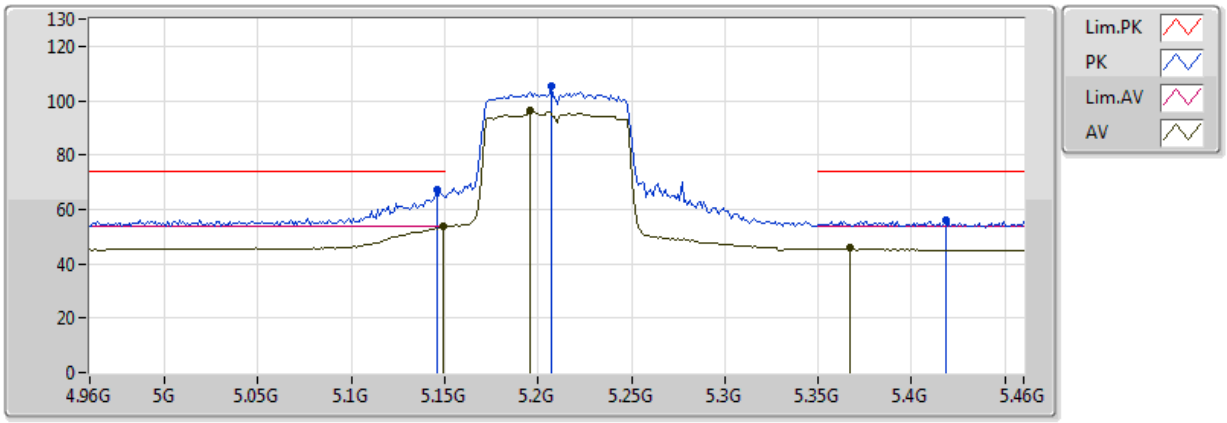

EUT = Y

Type	Freq	Level	Limit	Margin	Factor	Dist	Condition	Azimuth	Height	Comments	Raw	AF	CL	PA
	(Hz)	(dBuV/m)	(dBuV/m)	(dB)	(dB)	(m)		(°)	(m)		(dBuV)	(dB)	(dB)	(dB)
AV	5.196G	96.11	Inf	-Inf	2.95	3	Vertical	74	1.50	-	93.16	31.66	6.49	35.20
AV	5.149G	53.57	54.00	-0.43	2.90	3	Vertical	74	1.50	-	50.68	31.62	6.48	35.21
AV	5.367G	45.67	54.00	-8.33	3.13	3	Vertical	74	1.50	-	42.55	31.79	6.52	35.18
PK	5.207G	105.52	Inf	-Inf	2.96	3	Vertical	74	1.50	-	102.56	31.67	6.49	35.20
PK	5.146G	67.08	74.00	-6.92	2.90	3	Vertical	74	1.50	-	64.19	31.62	6.48	35.21
PK	5.418G	55.79	74.00	-18.21	3.18	3	Vertical	74	1.50	-	52.61	31.83	6.52	35.18

802.11ac VHT80_Nss1,(MCS0)_3TX

5210MHz_BF

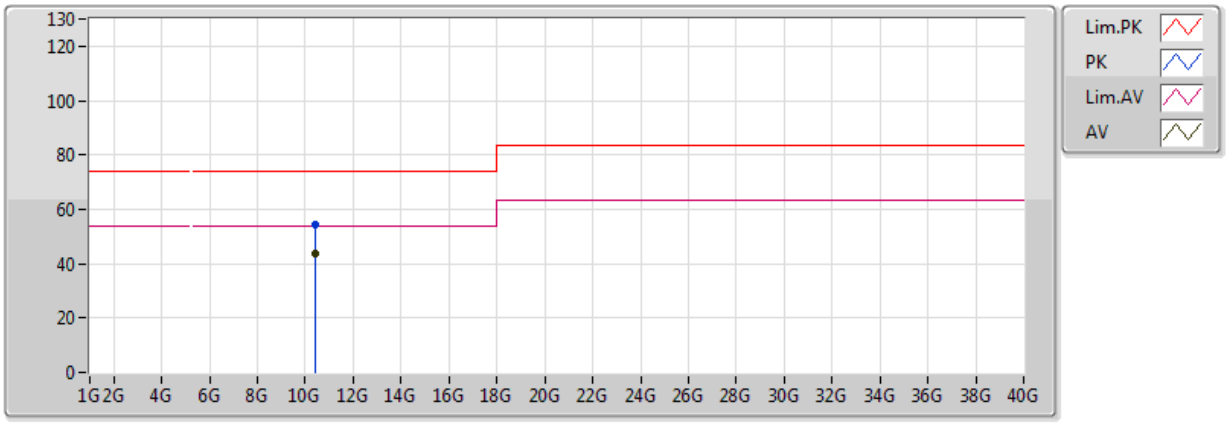

EUT = Y

Type	Freq	Level	Limit	Margin	Factor	Dist	Condition	Azimuth	Height	Comments	Raw	AF	CL	PA
	(Hz)	(dBuV/m)	(dBuV/m)	(dB)	(dB)	(m)		(°)	(m)		(dBuV)	(dB)	(dB)	(dB)
AV	10.40554G	43.81	54.00	-10.19	12.90	3	Vertical	0	1.50	-	30.90	39.47	9.21	35.78
PK	10.4329G	54.43	74.00	-19.57	12.97	3	Vertical	0	1.50	-	41.45	39.51	9.23	35.76

802.11ac VHT80_Nss1,(MCS0)_3TX

5210MHz_BF

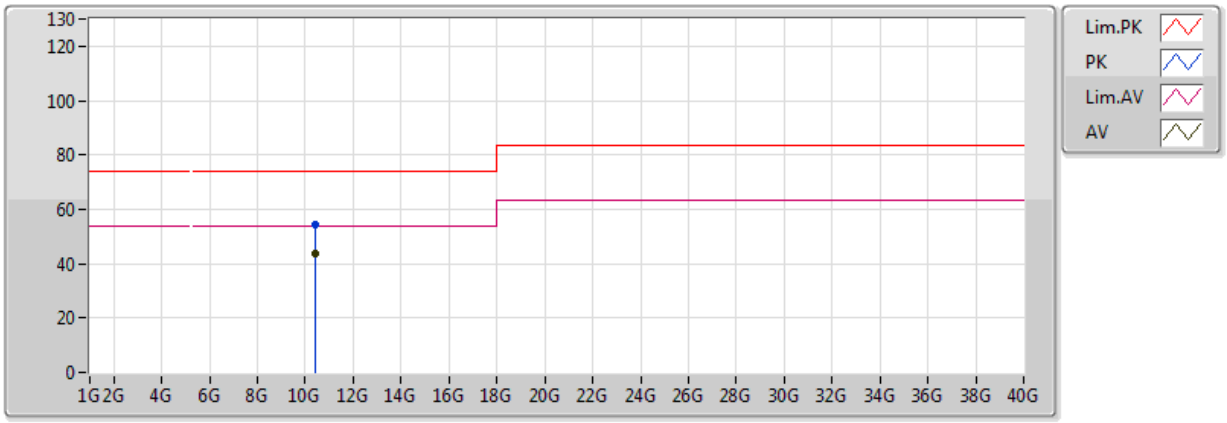

EUT = Y

Type	Freq	Level	Limit	Margin	Factor	Dist	Condition	Azimuth	Height	Comments	Raw	AF	CL	PA
	(Hz)	(dBuV/m)	(dBuV/m)	(dB)	(dB)	(m)		(°)	(m)		(dBuV)	(dB)	(dB)	(dB)
AV	10.40926G	43.72	54.00	-10.28	12.91	3	Horizontal	360	1.50	-	30.81	39.47	9.22	35.78
PK	10.42792G	54.39	74.00	-19.61	12.96	3	Horizontal	360	1.50	-	41.43	39.50	9.23	35.76

802.11ac VHT80_Nss1,(MCS0)_3TX

5775MHz_BF

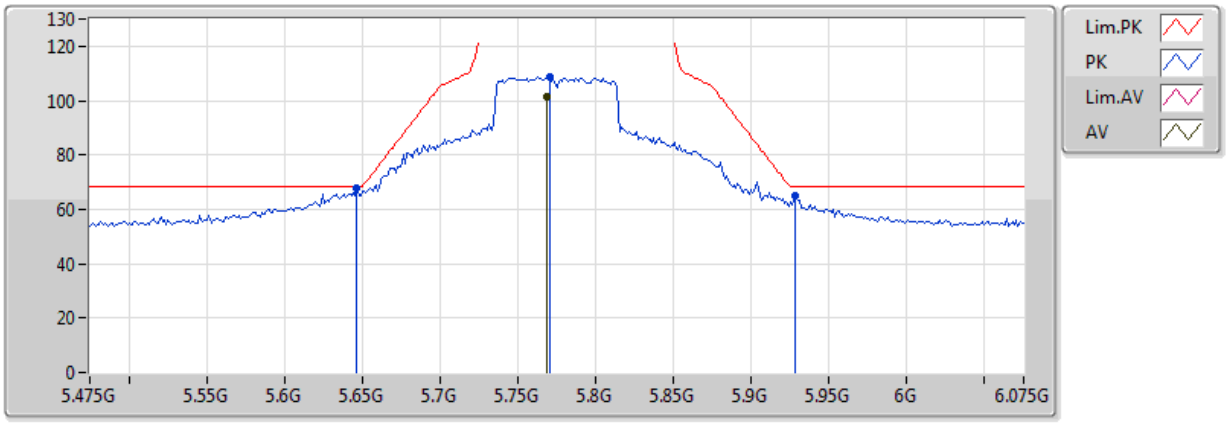

EUT = Y

Type	Freq	Level	Limit	Margin	Factor	Dist	Condition	Azimuth	Height	Comments	Raw	AF	CL	PA
	(Hz)	(dBuV/m)	(dBuV/m)	(dB)	(dB)	(m)		(°)	(m)		(dBuV)	(dB)	(dB)	(dB)
AV	5.769G	101.28	Inf	-Inf	3.49	3	Vertical	90	1.71	-	97.79	32.22	6.45	35.19
PK	5.6466G	67.65	68.20	-0.55	3.39	3	Vertical	90	1.71	-	64.26	32.08	6.50	35.18
PK	5.7702G	108.75	Inf	-Inf	3.49	3	Vertical	90	1.71	-	105.26	32.22	6.45	35.19
PK	5.9286G	64.76	68.20	-3.44	3.62	3	Vertical	90	1.71	-	61.13	32.41	6.40	35.19

802.11ac VHT80_Nss1,(MCS0)_3TX

5775MHz_BF

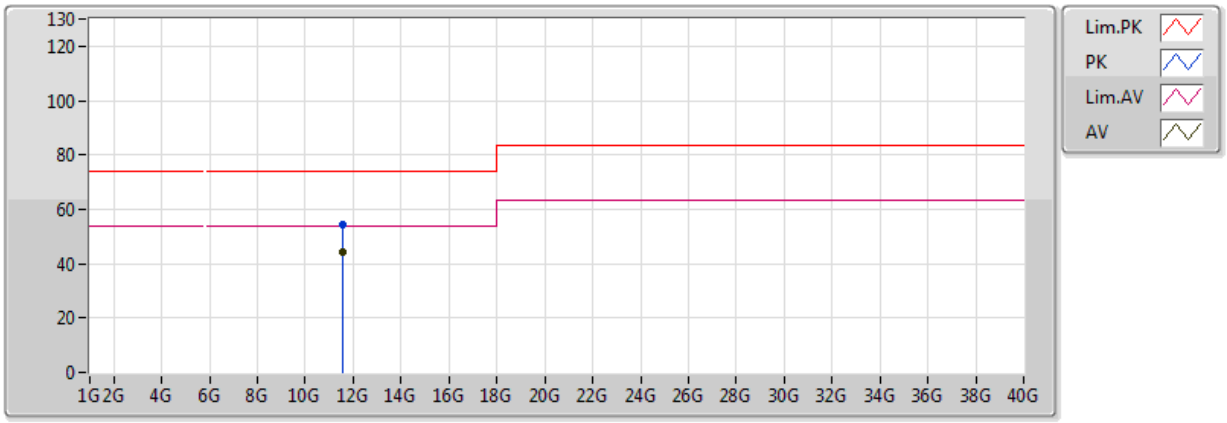

EUT = Y

Type	Freq	Level	Limit	Margin	Factor	Dist	Condition	Azimuth	Height	Comments	Raw	AF	CL	PA
	(Hz)	(dBuV/m)	(dBuV/m)	(dB)	(dB)	(m)		(°)	(m)		(dBuV)	(dB)	(dB)	(dB)
AV	11.5503G	44.01	54.00	-9.99	13.52	3	Vertical	59	1.50	-	30.48	39.47	9.54	35.49
PK	11.54364G	54.49	74.00	-19.51	13.54	3	Vertical	59	1.50	-	40.96	39.48	9.54	35.49

802.11ac VHT80_Nss1,(MCS0)_3TX

5775MHz_BF

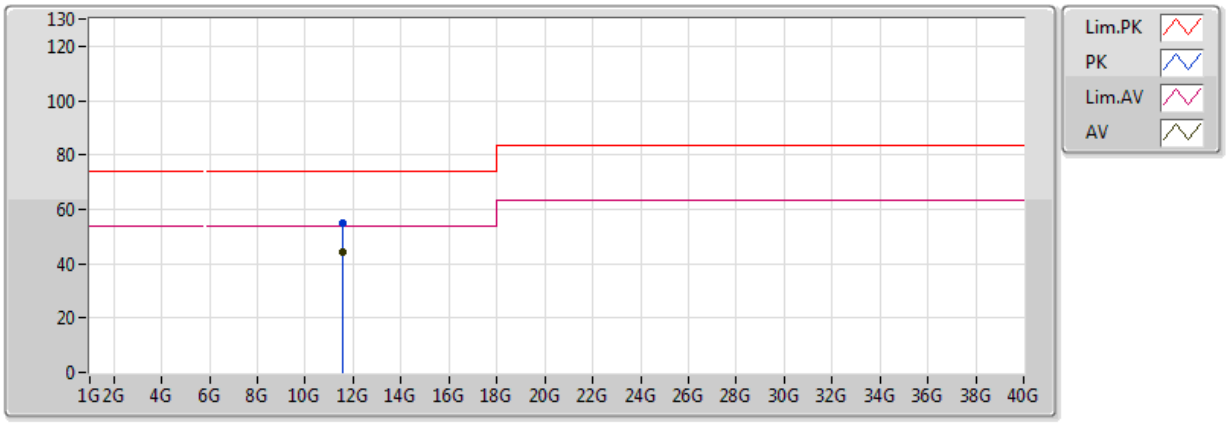

EUT = Y

Type	Freq	Level	Limit	Margin	Factor	Dist	Condition	Azimuth	Height	Comments	Raw	AF	CL	PA
	(Hz)	(dBuV/m)	(dBuV/m)	(dB)	(dB)	(m)		(°)	(m)		(dBuV)	(dB)	(dB)	(dB)
AV	11.53914G	43.99	54.00	-10.01	13.54	3	Horizontal	219	1.50	-	30.44	39.49	9.54	35.49
PK	11.5572G	54.98	74.00	-19.02	13.51	3	Horizontal	219	1.50	-	41.47	39.46	9.54	35.49

Summary

Mode	Result	Ch (Hz)	Center (Hz)	ppm	Limit (ppm)	Port	Remark
802.11a_Nss1,(6Mbps)_3TX	-	-	-	-	-	-	-
5.15-5.25GHz	Pass	5.2G	5.20004003G	7.698	20	1	5 min

Result

Mode	Result	Ch (Hz)	Center (Hz)	ppm	Limit (ppm)	Port	Remark
802.11a_Nss1,(6Mbps)_3TX	-	-	-	-	-	-	-
5200MHz_0°C	Pass	5.2G	5.20004001G	7.694	20	1	0 min
5200MHz_0°C	Pass	5.2G	5.20004002G	7.695	20	1	2 min
5200MHz_0°C	Pass	5.2G	5.20004003G	7.698	20	1	5 min
5200MHz_0°C	Pass	5.2G	5.20004G	7.693	20	1	10 min
5200MHz_10°C	Pass	5.2G	5.20003127G	6.013	20	1	0 min
5200MHz_10°C	Pass	5.2G	5.20003127G	6.014	20	1	2 min
5200MHz_10°C	Pass	5.2G	5.20003128G	6.015	20	1	5 min
5200MHz_10°C	Pass	5.2G	5.20003127G	6.013	20	1	10 min
5200MHz_20°C	Pass	5.2G	5.2000189G	3.635	20	1	0 min
5200MHz_20°C	Pass	5.2G	5.20001891G	3.636	20	1	2 min
5200MHz_20°C	Pass	5.2G	5.20001891G	3.636	20	1	5 min
5200MHz_20°C	Pass	5.2G	5.2000189G	3.634	20	1	10 min
5200MHz_30°C	Pass	5.2G	5.20000692G	1.331	20	1	0 min
5200MHz_30°C	Pass	5.2G	5.20000691G	1.329	20	1	2 min
5200MHz_30°C	Pass	5.2G	5.20000689G	1.325	20	1	5 min
5200MHz_30°C	Pass	5.2G	5.20000688G	1.322	20	1	10 min
5200MHz_40°C	Pass	5.2G	5.19999407G	1.14	20	1	0 min
5200MHz_40°C	Pass	5.2G	5.19999408G	1.138	20	1	2 min
5200MHz_40°C	Pass	5.2G	5.19999406G	1.142	20	1	5 min
5200MHz_40°C	Pass	5.2G	5.19999406G	1.143	20	1	10 min
5200MHz_138V	Pass	5.2G	5.20001805G	3.471	20	1	0 min
5200MHz_138V	Pass	5.2G	5.20001803G	3.468	20	1	2 min
5200MHz_138V	Pass	5.2G	5.20001802G	3.465	20	1	5 min
5200MHz_138V	Pass	5.2G	5.20001802G	3.464	20	1	10 min
5200MHz_120V	Pass	5.2G	5.20001871G	3.598	20	1	0 min
5200MHz_120V	Pass	5.2G	5.20001871G	3.598	20	1	2 min
5200MHz_120V	Pass	5.2G	5.2000187G	3.595	20	1	5 min
5200MHz_120V	Pass	5.2G	5.20001869G	3.594	20	1	10 min
5200MHz_102V	Pass	5.2G	5.20001771G	3.406	20	1	0 min
5200MHz_102V	Pass	5.2G	5.20001772G	3.407	20	1	2 min
5200MHz_102V	Pass	5.2G	5.20001771G	3.406	20	1	5 min
5200MHz_102V	Pass	5.2G	5.20001771G	3.406	20	1	10 min

Summary

Mode	Result	Type	Freq (Hz)	Level (dBuV/m)	Limit (dBuV/m)	Margin (dB)	Factor (dB)	Dist (m)	Condition	Azimuth (°)	Height (m)	Comments
Mode 1	Pass	0.00	AV	1.756G	43.71	54.00	-10.29	3	Horizontal	360	1.00	-

Radiated-above 1GHz_Mode 1

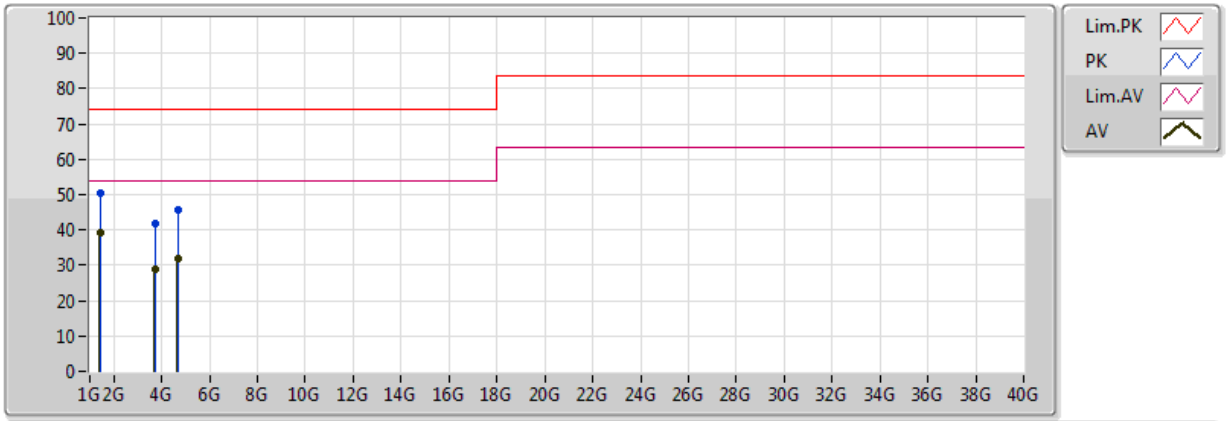

EUT = Y

Type	Freq	Level	Limit	Margin	Factor	Dist	Condition	Azimuth	Height	Comments	Raw	AF	CL	PA
	(Hz)	(dBuV/m)	(dBuV/m)	(dB)	(dB)	(m)		(°)	(m)		(dBuV)	(dB)	(dB)	(dB)
AV	1.441G	39.32	54.00	-14.68	-5.16	3	Vertical	0	1.00	-	44.48	25.55	3.17	33.88
AV	3.708G	28.74	54.00	-25.26	-0.25	3	Vertical	0	1.00	-	28.99	28.96	5.13	34.34
AV	4.703G	31.76	54.00	-22.24	1.97	3	Vertical	0	1.00	-	29.79	31.02	5.27	34.33
PK	1.441G	50.64	74.00	-23.36	-5.16	3	Vertical	0	1.00	-	55.80	25.55	3.17	33.88
PK	3.708G	41.74	74.00	-32.26	-0.25	3	Vertical	0	1.00	-	41.99	28.96	5.13	34.34
PK	4.703G	45.49	74.00	-28.51	1.97	3	Vertical	0	1.00	-	43.52	31.02	5.27	34.33

Radiated-above 1GHz_Mode 1

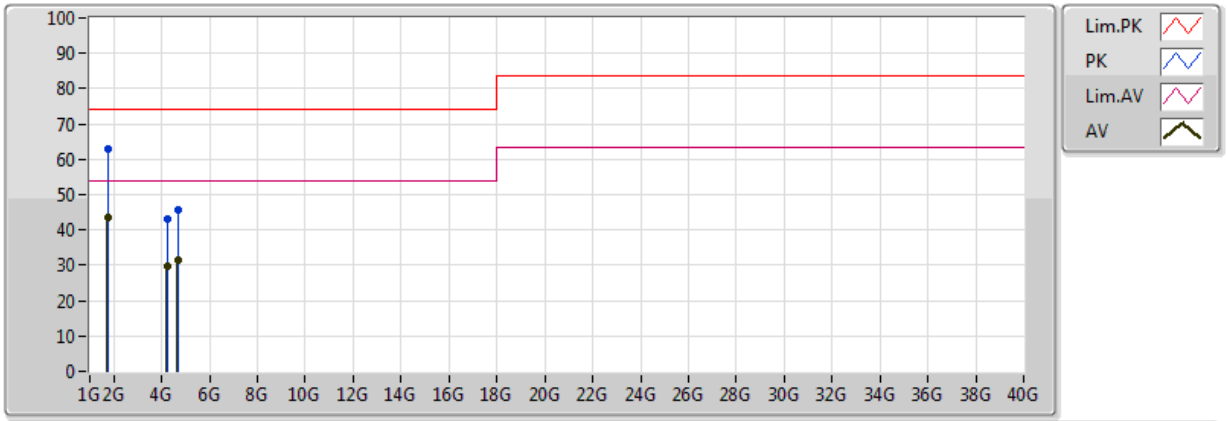

EUT = Y

Type	Freq	Level	Limit	Margin	Factor	Dist	Condition	Azimuth	Height	Comments	Raw	AF	CL	PA
	(Hz)	(dBuV/m)	(dBuV/m)	(dB)	(dB)	(m)		(°)	(m)		(dBuV)	(dB)	(dB)	(dB)
AV	1.756G	43.71	54.00	-10.29	-4.23	3	Horizontal	360	1.00	-	47.94	25.96	3.56	33.75
AV	4.235G	29.86	54.00	-24.14	0.95	3	Horizontal	360	1.00	-	28.91	30.12	5.17	34.33
AV	4.702G	31.59	54.00	-22.41	1.97	3	Horizontal	360	1.00	-	29.62	31.02	5.27	34.33
PK	1.756G	62.74	74.00	-11.26	-4.23	3	Horizontal	360	1.00	-	66.97	25.96	3.56	33.75
PK	4.235G	42.93	74.00	-31.07	0.95	3	Horizontal	360	1.00	-	41.98	30.12	5.17	34.33
PK	4.702G	45.77	74.00	-28.23	1.97	3	Horizontal	360	1.00	-	43.80	31.02	5.27	34.33