FCC PART 15C TEST REPORT FOR CERTIFICATION
On Behalf of

TP-LINK TECHNOLOGIES CO., LTD.

2.4GHz 300Mbps 9dBi Outdoor CPE

Model No.: CPE210

FCC ID: TE7CPE210

Prepared for : TP-LINK TECHNOLOGIES CO., LTD.
Building 24(floors 1,3,4,5) and 28 (floors1-4) Central Science and Technology Park, Shennan Rd, Nanshan, Shenzhen, China

Prepared By : Audix Technology (Shenzhen) Co., Ltd.
No. 6, Ke Feng Rd., 52 Block,
Shenzhen Science & Industrial Park,
Nantou, Shenzhen, Guangdong, China

Tel: (0755) 26639496

Report Number : ACS-F14082
Date of Test : Mar.25~May.10, 2014
Date of Report : Jun.19, 2014

TABLE OF CONTENTS

Description Page

1. SUMMARY OF STANDARDS AND RESULTS 1-1
1.1. Description of Standards and Results 1-1
2. GENERAL INFORMATION 2-1
2.1. Description of Device (EUT) 2-1
2.2. Test Information 2-2
2.3. Tested Supporting System Details 2-2
2.4. Block Diagram of Test Setup 2-2
2.5. Test Facility 2-3
2.6. Measurement Uncertainty (95% confidence levels, k=2) 2-3
3. POWER LINE CONDUCTED EMISSION TEST 3-1
3.1. Test Equipments 3-1
3.2. Block Diagram of Test Setup 3-1
3.3. Power Line Conducted Emission Test Limits 3-1
3.4. Configuration of EUT on Test 3-1
3.5. Operating Condition of EUT 3-2
3.6. Test Procedure 3-2
3.7. Power Line Conducted Emission Test Results 3-2
4. RADIATED EMISSION TEST 4-1
4.1. Test Equipment 4-1
4.2. Block Diagram of Test Setup 4-2
4.3. Radiated Emission Limit 4-3
4.4. EUT Configuration on Test 4-3
4.5. Operating Condition of EUT 4-3
4.6. Test Procedure 4-4
4.7. Radiated Emission Test Results 4-4
5. CONDUCTED SPURIOUS EMISSIONS 5-1
5.1. Test Equipment 5-1
5.2. Limit 5-1
5.3. Test Procedure 5-1
5.4. Test result 5-1
6. BAND EDGE COMPLIANCE TEST 6-1
6.1. Test Equipment 6-1
6.2. Limit 6-1
6.3. Test Produce 6-1
6.4. Test Results 6-1
7. 6dB Bandwidth Test 7-1
7.1. Test Equipment 7-1
7.2. Limit 7-1
7.3. Test Procedure 7-1
7.4. Test Results 7-1
8. OUTPUT POWER TEST 8-1
8.1. Test Equipment 8-1
8.2. Limit (FCC Part 15C 15.247 b(3) 8-1
8.3. Test Procedure 8-1
8.4. Test Results 8-2
9. POWER SPECTRAL DENSITY TEST 9-1
9.1. Test Equipment 9-1

9.2. Limit 9-1
9.3. Test Procedure 9-1
9.4. Test Results 9-2
10. MPE ESTIMATION 10-1
10.1. Limit for General Population/ Uncontrolled Exposures 10-1
10.2. Estimation Result 10-1
11. ANTENNA REQUIREMENT 11-1
11.1. **STANDARD APPLICABLE** 11-1
11.2. **ANTENNA CONNECTED CONSTRUCTION** 11-1
12. DEVIATION TO TEST SPECIFICATIONS 12-1
13. PHOTOGRAPH OF TEST 13-1
13.1. Photos of Power Line Conducted Emission Test 13-1
13.2. Photos of Radiated Emission Test 13-2
14. PHOTOS OF THE EUT 14-1

TEST REPORT CERTIFICATION

Applicant	:	TP-LINK TECHNOLOGIES CO., LTD.
Manufacturer	:	TP-LINK TECHNOLOGIES CO., LTD.
EUT Description	:	2.4GHz 300Mbps 9dBi Outdoor CPE
FCC ID	:	TE7CPE210

(A) MODEL NO. : CPE210
(B) SERIAL NO. : N/A
(C) POWER SUPPLY : 100-240V, 50/60Hz
(D) TEST VOLTAGE : DC 24V From POE Input AC 120V/60Hz

Tested for comply with:
FCC Rules and Regulations Part 15 Subpart C: 2013

Test procedure used:
ANSI C63.10:2009

The device described above is tested by AUDIX TECHNOLOGY (SHENZHEN) CO., LTD. to confirm comply with all the FCC Part 15 Subpart C requirements. The test results are contained in this test report and AUDIX TECHNOLOGY (SHENZHEN) CO., LTD. is assumed full responsibility for the accuracy and completeness of these tests. Also, this report shows that the Equipment Under Test (EUT) is to be technically compliant with the FCC and IC requirements. This report contains data that are not covered by the NVLAP accreditation.

This Report is made under FCC Part 2.1075. No modifications were required during testing to bring this product into compliance.

This report applies to above tested sample only. This report shall not be reproduced in part without written approval of AUDIX TECHNOLOGY (SHENZHEN) CO., LTD.

The report must not be used by the client to claim product certification, approval, or endorsement by NVLAP, NIST, or any agency of the federal government.

Date of Test : Mar.25~May.10, 2014 Report of date: Jun.19, 2014

Prepared by : Selina Liu / Supervisor

Reviewed by : Sunny Lu / Assistant Manager

AUDIX® 信華科技（深圳）有限公司
Audix Technology (Shenzhen) Co., Ltd.
EMC 部門報告專用章
Stamp only for EMC Dept. Report
Signature: David Jin 6.19

Approved & Authorized Signer : David Jin / Manager

1. SUMMARY OF STANDARDS AND RESULTS

1.1.Description of Standards and Results

The EUT have been tested according to the applicable standards as referenced below.

EMISSION		
Description of Test Item	**Standard**	**Results**
Power Line Conducted Emission	FCC Part 15: 15.207 ANSI C63.10: 2009	PASS
Radiated Emission	FCC Part 15: 15.209 ANSI C63.10: 2009	PASS
Band Edge Compliance	FCC Part 15: 15.247 ANSI C63.10: 2009	PASS
Conducted spurious emissions	FCC Part 15: 15.247 ANSI C63.10: 2009	PASS
6dB Bandwidth	FCC Part 15: 15.247 ANSI C63.10: 2009	PASS
Peak Output Power	FCC Part 15: 15.247 ANSI C63.10: 2009	PASS
Power Spectral Density	FCC Part 15: 15.247 ANSI C63.10: 2009	PASS
Antenna requirement	FCC Part 15: 15.203	PASS

2. GENERAL INFORMATION

2.1.Description of Device (EUT)

Product Name	:	2.4GHz 300Mbps 9dBi Outdoor CPE
Model Number	:	CPE210
FCC ID	:	TE7CPE210
Operation Frequency	:	IEEE 802.11b: 2412MHz—2462MHz IEEE 802.11g: 2412MHz—2462MHz IEEE 802.11n HT20: 2412MHz—2462MHz IEEE 802.11n HT40: 2422MHz—2452MHz
Channel Number	:	IEEE 802.11b/g, IEEE 802.11n HT20: 11 Channels IEEE 802.11n HT40: 7Channels
Modulation Technology	:	IEEE 802.11b: DSSS(CCK,DQPSK,DBPSK) IEEE 802.11g: OFDM(64QAM, 16QAM, QPSK, BPSK) IEEE 802.11n HT20, HT40: OFDM (64QAM, 16QAM, QPSK,BPSK)
Antenna Assembly Gain	:	Antenna Type: Directional Antenna Antenna Gain: 9dBi 3dB beamwidth: Horizontal 65°, Vertical 35°
Applicant	:	TP-LINK TECHNOLOGIES CO., LTD. Building 24(floors 1,3,4,5) and 28 (floors1-4) Central Science and Technology Park, Shennan Rd, Nanshan, Shenzhen, China
Manufacturer	:	TP-LINK TECHNOLOGIES CO., LTD. Building 24(floors 1,3,4,5) and 28 (floors1-4) Central Science and Technology Park, Shennan Rd, Nanshan, Shenzhen, China
Power Adapter	:	Manufacturer: TP-LINK; M/N: T240100-2-POE AC Cable: Unshielded, Detachable, 2.3m
Date of Test	:	Mar.25~May.10, 2014
Date of Receipt	:	Mar.23, 2014
Sample Type	:	Prototype production

2.2.Test Information

A special test software was used to control EUT work in Continuous TX mode(100% duty cycle), and select test channel, wireless mode and data rate.

Tested mode, channel, and data rate information			
Mode	data rate (Mpbs)(see Note)	Channel	Frequency (MHz)
IEEE 802.11b	11	Low :CH1	2412
	11	Middle: CH6	2437
	11	High: CH11	2462
IEEE 802.11g	54	Low :CH1	2412
	54	Middle: CH6	2437
	54	High: CH11	2462
IEEE 802.11n HT20	6.5	Low :CH1	2412
	6.5	Middle: CH6	2437
	6.5	High: CH11	2462
IEEE 802.11n HT40	13.5	Low :CH1	2422
	13.5	Middle: CH4	2437
	13.5	High: CH7	2452
Note 1: According exploratory test, EUT will have maximum PK output power in those data rate, so those data rate were used for all test. Note 2: This device has J2 and J3 two antenna, and use CDD Mode two Antenna can transmit at the same time. Note 3: This device has 5MHz , 10MHz, 20MHz and 40MHz Bandwidth.			

2.3.Tested Supporting System Details

No.	Description	ACS No.	Manufacturer	Model	Serial Number	Approved type
1	Personal Computer	Test PC P	DELL	Studio 540	124XK2X	☑FCC DoC ☑BSMI ID:R33002
		Power Cord: Unshielded, Detachable, 1.8m Display Card: HD3450 (DVI+VGA+HDMI)				

2.4.Block Diagram of Test Setup

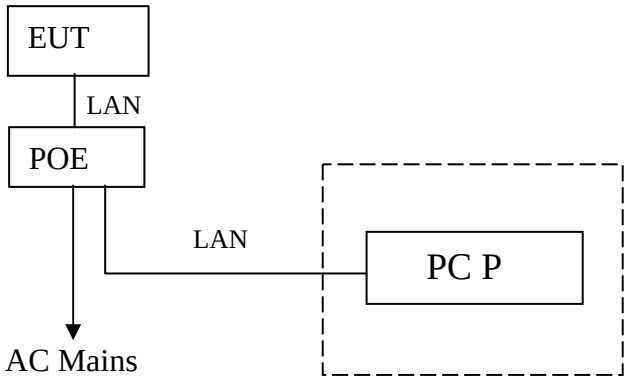

(EUT: 2.4GHz 300Mbps 9dBi Outdoor CPE)

2.5. Test Facility

Site Description

Name of Firm	:	Audix Technology (Shenzhen) Co., Ltd. No. 6, Ke Feng Rd., 52 Block, Shenzhen Science & Industrial Park,Nantou, Shenzhen, Guangdong, China
3m Anechoic Chamber	:	Certificated by FCC, USA Registration Number: 90454 Valid Date: Feb.22, 2015
3m & 10m Anechoic Chamber	:	Certificated by FCC, USA Registration Number: 794232 Valid Date: Oct.31, 2015
EMC Lab.	:	Certificated by Industry Canada Registration Number: IC 5183A-1 Valid Date: Jun.13, 2014
	:	Certificated by DAkkS, Germany Registration No: D-PL-12151-01-00 Valid Date: Dec.15, 2016
		Accredited by NVLAP, USA NVLAP Code: 200372-0 Valid Date: Mar.31, 2015

2.6. Measurement Uncertainty (95% confidence levels, k=2)

Test Item	Uncertainty
Uncertainty for Conduction emission test in No. 1 Conduction	3.10 dB(150kHz to 30MHz)
Uncertainty for Radiation Emission test in 3m chamber	3.22 dB(30~200MHz, Polarize: H)
	3.23 dB(30~200MHz, Polarize: V)
	3.49 dB(200M~1GHz, Polarize: H)
	3.39 dB(200M~1GHz, Polarize: V)
Uncertainty for Radiation Emission test in 3m chamber (1GHz-18GHz)	4.97 dB (Distance: 3m Polarize: V)
	4.99 dB (Distance: 3m Polarize: H)
Uncertainty for Radiated Spurious Emission test in RF chamber	3.57 dB
Uncertainty for Conduction Spurious emission test	2.00 dB
Uncertainty for Output power test	0.73 dB
Uncertainty for Power density test	2.00 dB
Uncertainty for Frequency range test	$7x10^{-8}$
Uncertainty for Bandwidth test	83 kHz
Uncertainty for DC power test	0.038 %
Uncertainty for test site temperature and humidity	0.6℃
	3%

3. POWER LINE CONDUCTED EMISSION TEST

3.1.Test Equipments

Item	Equipment	Manufacturer	Model No.	Serial No.	Last Cal.	Cal. Interval
1.	Test Receiver	Rohde & Schwarz	ESHS10	838693/001	Oct.31, 13	1 Year
2.	L.I.S.N.#1	Rohde & Schwarz	ESH2-Z5	834066/011	Oct.31, 13	1 Year
3.	L.I.S.N.#3	Kyoritsu	KNW-242C	8-1920-1	May.08, 13	1 Year
4.	Terminator	Hubersuhner	50Ω	No. 1	May.08, 13	1 Year
5.	Terminator	Hubersuhner	50Ω	No. 2	May.08, 13	1 Year
6.	RF Cable	Fujikura	3D-2W	No.1	May.08, 13	1Year
7.	Coaxial Switch	Anritsu	MP59B	M50564	May.08, 13	1 Year
8.	Pulse Limiter	Rohde & Schwarz	ESH3-Z2	100341	May.08, 13	1 Year

3.2.Block Diagram of Test Setup

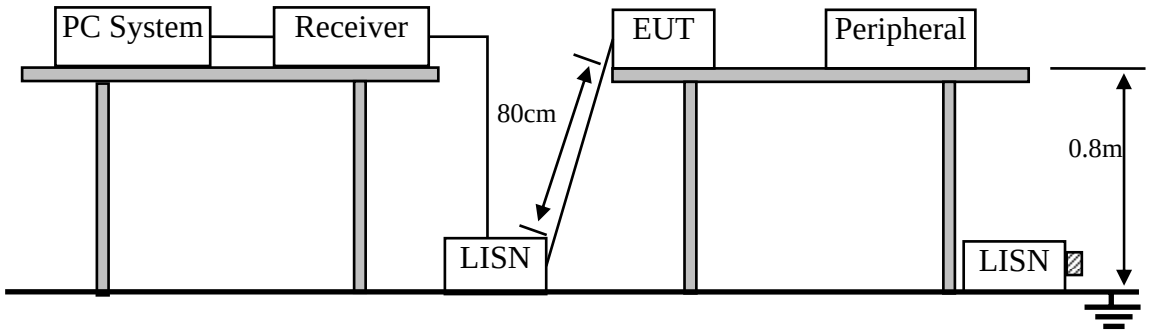

:50Ω Terminator

3.3.Power Line Conducted Emission Test Limits

Frequency	Maximum RF Line Voltage	
	Quasi-Peak Level dB(μV)	Average Level dB(μV)
150kHz ~ 500kHz	66 ~ 56*	56 ~ 46*
500kHz ~ 5MHz	56	46
5MHz ~ 30MHz	60	50

Notes: 1. * Decreasing linearly with logarithm of frequency.
2. The lower limit shall apply at the transition frequencies.

3.4.Configuration of EUT on Test

The following equipment are installed on Power Line Conducted Emission Test to meet the commission requirement and operating regulations in a manner which tends to maximize its emission characteristics in a normal application.

3.4.1. 2.4GHz 300Mbps 9dBi Outdoor CPE (EUT)

Model Number : CPE210
Serial Number : N/A

3.4.2. Support Equipment: As Tested Supporting System Details, in Section 2.2.

3.5. Operating Condition of EUT

3.5.1. Setup the EUT and simulator as shown as Section 3.2.

3.5.2. Turned on the power of all equipment.

3.5.3. PC run test software to control EUT work in Tx mode.

3.6. Test Procedure

The EUT was placed on a non-metallic table, 80cm above the ground plane. The EUT Power connected to the power mains through a line impedance stabilization network (L.I.S.N. 1#). This provides a 50 ohm coupling impedance for the EUT (Please refer the block diagram of the test setup and photographs). The AC line are checked to find out the maximum conducted emission. In order to find the maximum emission levels, the relative positions of equipment and all of the interface cables shall be changed according to ANSI C63.10: 2009 on Conducted Emission Test.

The bandwidth of test receiver (R & S ESHS10) is set at 9kHz.

The frequency range from 150kHz to 30MHz is checked.

3.7. Power Line Conducted Emission Test Results

PASS. **(**All emissions not reported below are too low against the prescribed limits.)

5MHz

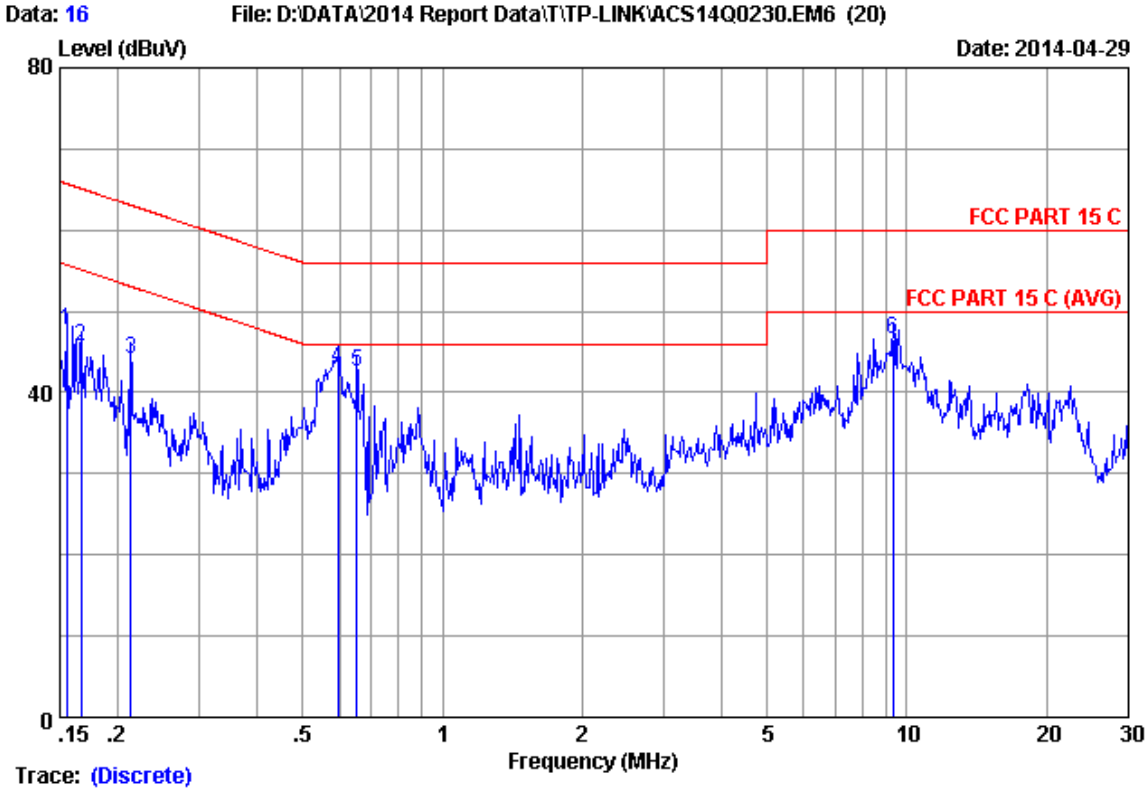

Site no :1#conduction Data No :16
Dis./Ant. :2014 ESH2-Z5 LINE
Limit :FCC PART 15 C
Env./Ins. :23.1*C/50% Engineer :Nick_Huang
EUT :2.4GHz 300Mbps 9dBi Outdoor CPE
Power Rating :DC 24V From POE Input AC 120V/60Hz
Test Mode :Tx Mode
M/N:CPE210

No	Freq (MHz)	LISN Factor (dB)	Cable Loss (dB)	Reading (dBuV)	Emission Level (dBuV)	Limits (dBuV)	Margin (dB)	Remark
1	0.15485	0.12	9.87	37.74	47.73	65.74	18.01	QP
2	0.16677	0.12	9.87	35.58	45.57	65.12	19.55	QP
3	0.21279	0.13	9.88	34.20	44.21	63.10	18.89	QP
4	0.59478	0.16	9.89	32.97	43.02	56.00	12.98	QP
5	0.65430	0.16	9.89	32.45	42.50	56.00	13.50	QP
6	9.352	0.37	9.99	36.15	46.51	60.00	13.49	QP

Remarks: 1.Emission Level=LISN Factor+Cable Loss(Include 10dB pulse limit) +Reading.
2.If the average limit is met when useing a quasi-peak detector. the EUT shall be deemed to meet both limits and measurement with average detector is unnecessary.

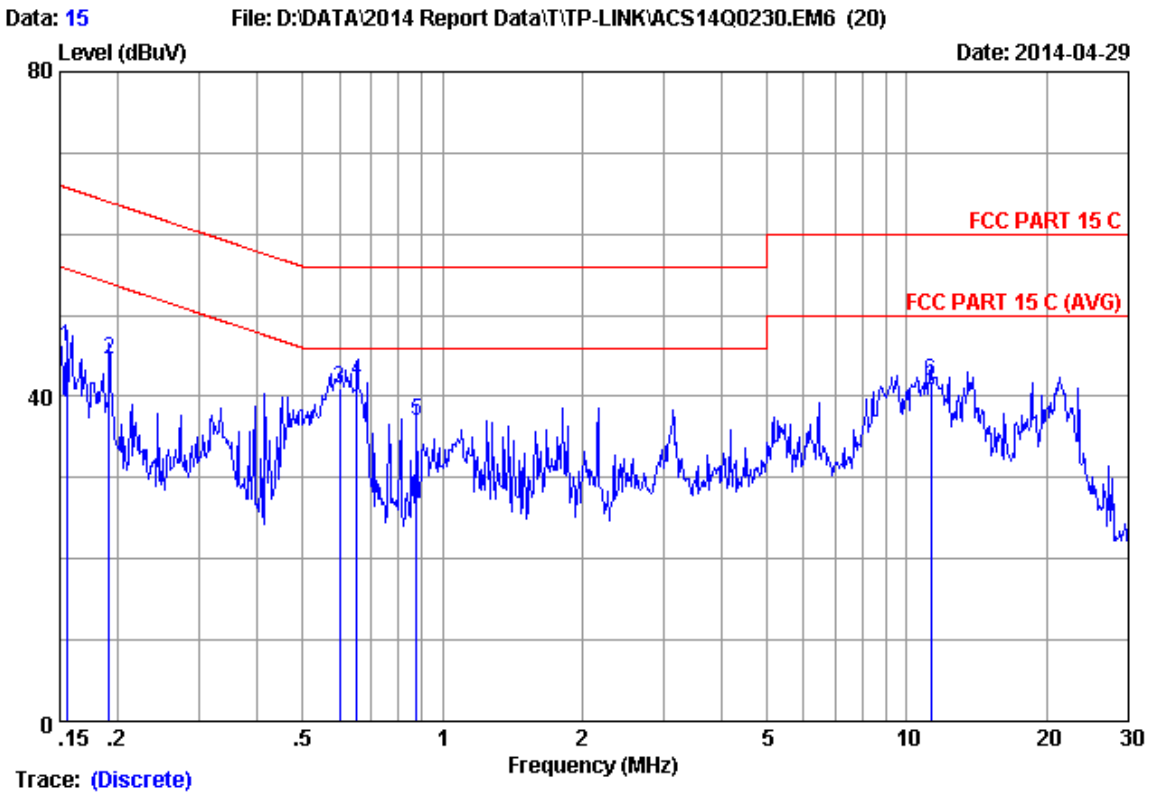

Site no :1#conduction Data No :15
Dis./Ant. :2014 ESH2-Z5 NEUTRAL
Limit :FCC PART 15 C
Env./Ins. :23.1*C/50% Engineer :Nick_Huang
EUT :2.4GHz 300Mbps 9dBi Outdoor CPE
Power Rating :DC 24V From POE Input AC 120V/60Hz
Test Mode :Tx Mode
M/N:CPE210

No	Freq (MHz)	LISN Factor (dB)	Cable Loss (dB)	Reading (dBuV)	Emission Level (dBuV)	Limits (dBuV)	Margin (dB)	Remark
1	0.15485	0.13	9.87	36.09	46.09	65.74	19.65	QP
2	0.19140	0.13	9.88	34.54	44.55	63.98	19.43	QP
3	0.60112	0.15	9.89	31.00	41.04	56.00	14.96	QP
4	0.65430	0.15	9.89	31.86	41.90	56.00	14.10	QP
5	0.88031	0.16	9.89	27.00	37.05	56.00	18.95	QP
6	11.257	0.53	10.00	31.31	41.84	60.00	18.16	QP

Remarks: 1.Emission Level=LISN Factor+Cable Loss(Include 10dB pulse limit) +Reading.
2.If the average limit is met when useing a quasi-peak detector. the EUT shall be deemed to meet both limits and measurement with average detector is unnecessary.

10MHz

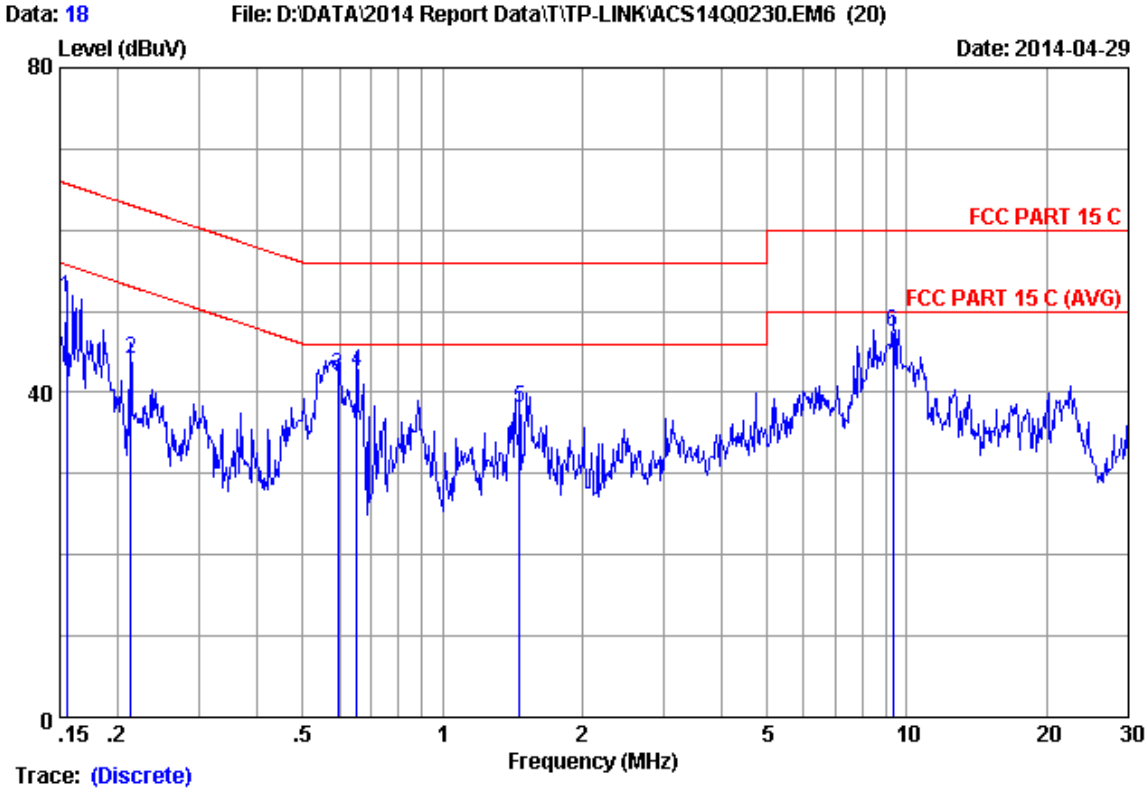

Site no :1#conduction Data No :18
Dis./Ant. :2014 ESH2-Z5 LINE
Limit :FCC PART 15 C
Env./Ins. :23.1*C/50% Engineer :Nick_Huang
EUT :2.4GHz 300Mbps 9dBi Outdoor CPE
Power Rating :DC 24V From POE Input AC 120V/60Hz
Test Mode :Tx Mode
M/N:CPE210

No	Freq (MHz)	LISN Factor (dB)	Cable Loss (dB)	Reading (dBuV)	Emission Level (dBuV)	Limits (dBuV)	Margin (dB)	Remark
1	0.15485	0.12	9.87	41.74	51.73	65.74	14.01	QP
2	0.21279	0.13	9.88	34.20	44.21	63.10	18.89	QP
3	0.59478	0.16	9.89	31.97	42.02	56.00	13.98	QP
4	0.65430	0.16	9.89	32.45	42.50	56.00	13.50	QP
5	1.464	0.18	9.90	28.11	38.19	56.00	17.81	QP
6	9.352	0.37	9.99	37.15	47.51	60.00	12.49	QP

Remarks: 1.Emission Level=LISN Factor+Cable Loss(Include 10dB pulse limit) +Reading.
2.If the average limit is met when useing a quasi-peak detector. the EUT shall be deemed to meet both limits and measurement with average detector is unnecessary.

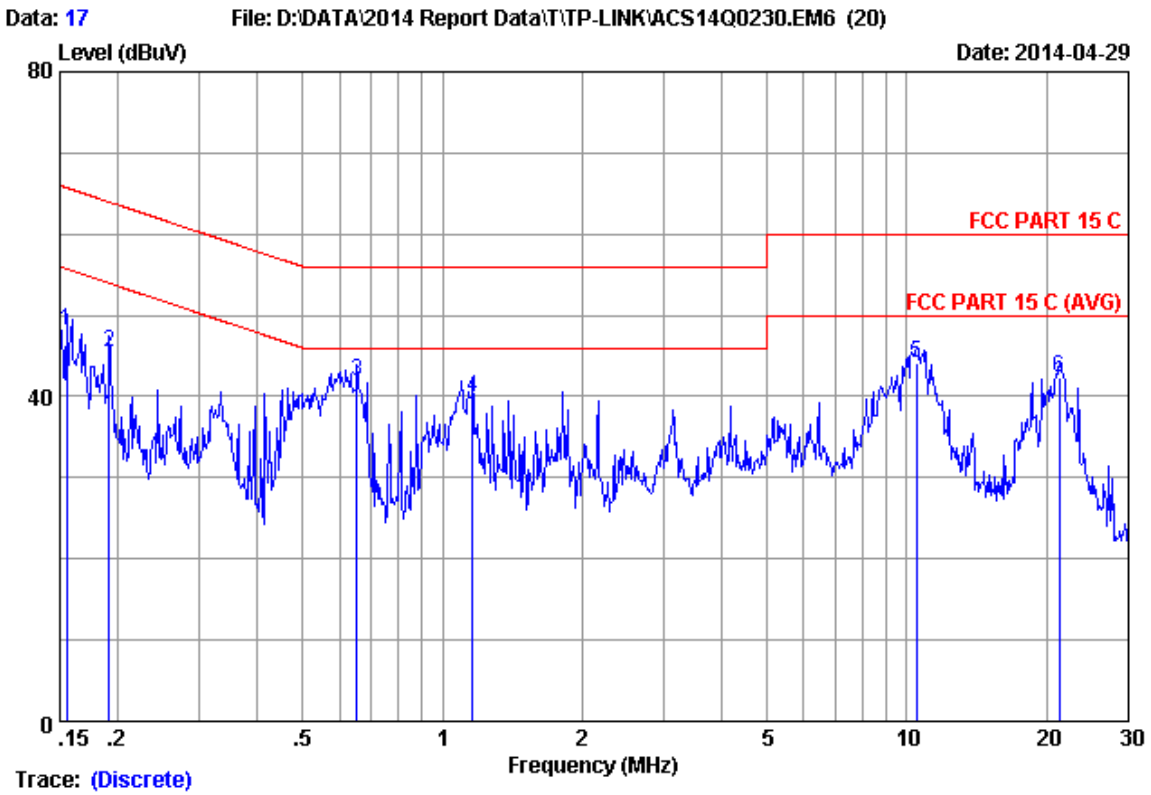

Site no :1#conduction Data No :17
Dis./Ant. :2014 ESH2-Z5 NEUTRAL
Limit :FCC PART 15 C
Env./Ins. :23.1*C/50% Engineer :Nick_Huang
EUT :2.4GHz 300Mbps 9dBi Outdoor CPE
Power Rating :DC 24V From POE Input AC 120V/60Hz
Test Mode :Tx Mode
M/N:CPE210

No	Freq (MHz)	LISN Factor (dB)	Cable Loss (dB)	Reading (dBuV)	Emission Level (dBuV)	Limits (dBuV)	Margin (dB)	Remark
1	0.15485	0.13	9.87	38.09	48.09	65.74	17.65	QP
2	0.19140	0.13	9.88	35.54	45.55	63.98	18.43	QP
3	0.65430	0.15	9.89	31.86	41.90	56.00	14.10	QP
4	1.160	0.18	9.89	29.85	39.92	56.00	16.08	QP
5	10.508	0.47	10.00	33.76	44.23	60.00	15.77	QP
6	21.260	1.06	10.09	31.20	42.35	60.00	17.65	QP

Remarks: 1.Emission Level=LISN Factor+Cable Loss(Include 10dB pulse limit) +Reading.
2.If the average limit is met when useing a quasi-peak detector. the EUT shall be deemed to meet both limits and measurement with average detector is unnecessary.

20MHz

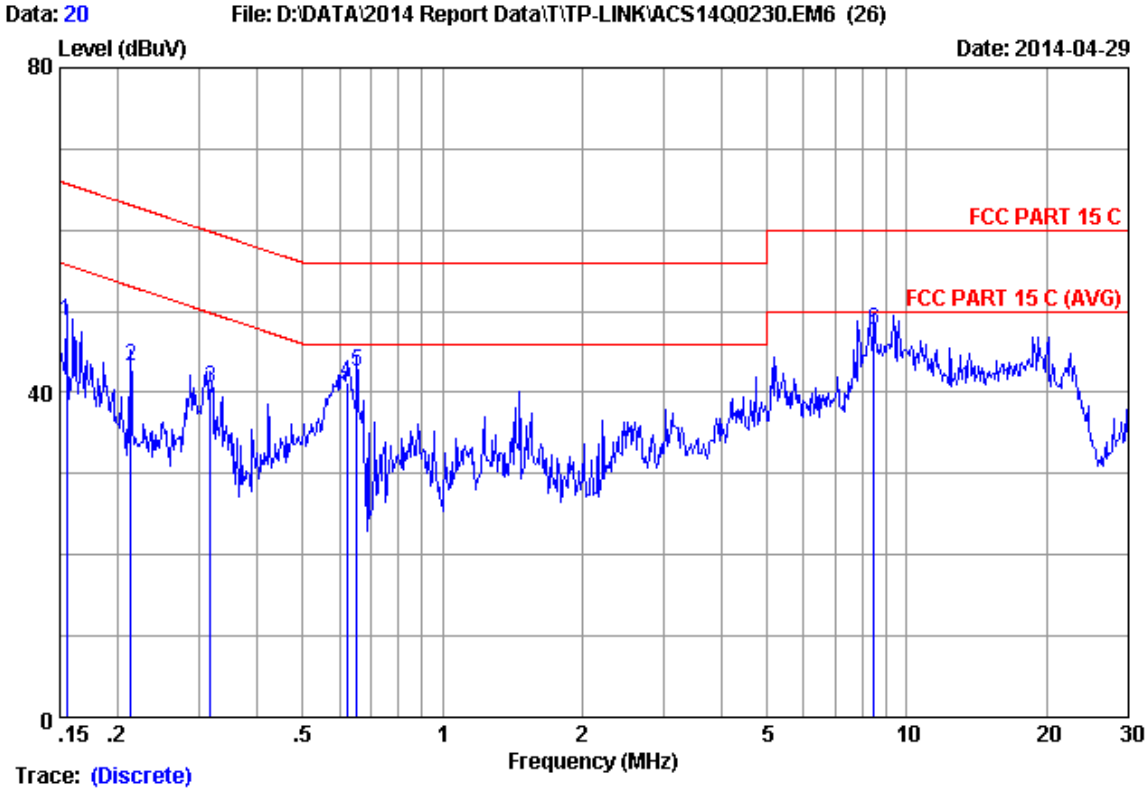

Site no :1#conduction Data No :20
Dis./Ant. :2014 ESH2-Z5 LINE
Limit :FCC PART 15 C
Env./Ins. :23.1*C/50% Engineer :Nick_Huang
EUT :2.4GHz 300Mbps 9dBi Outdoor CPE
Power Rating :DC 24V From POE Input AC 120V/60Hz
Test Mode :Tx Mode
M/N:CPE210

No	Freq (MHz)	LISN Factor (dB)	Cable Loss (dB)	Reading (dBuV)	Emission Level (dBuV)	Limits (dBuV)	Margin (dB)	Remark
1	0.15485	0.12	9.87	38.74	48.73	65.74	17.01	QP
2	0.21279	0.13	9.88	33.20	43.21	63.10	19.89	QP
3	0.31662	0.14	9.88	30.61	40.63	59.80	19.17	QP
4	0.62383	0.16	9.89	31.28	41.33	56.00	14.67	QP
5	0.65430	0.16	9.89	32.45	42.50	56.00	13.50	QP
6	8.501	0.36	9.98	37.31	47.65	60.00	12.35	QP

Remarks: 1.Emission Level=LISN Factor+Cable Loss(Include 10dB pulse limit) +Reading.
2.If the average limit is met when useing a quasi-peak detector. the EUT shall be deemed to meet both limits and measurement with average detector is unnecessary.

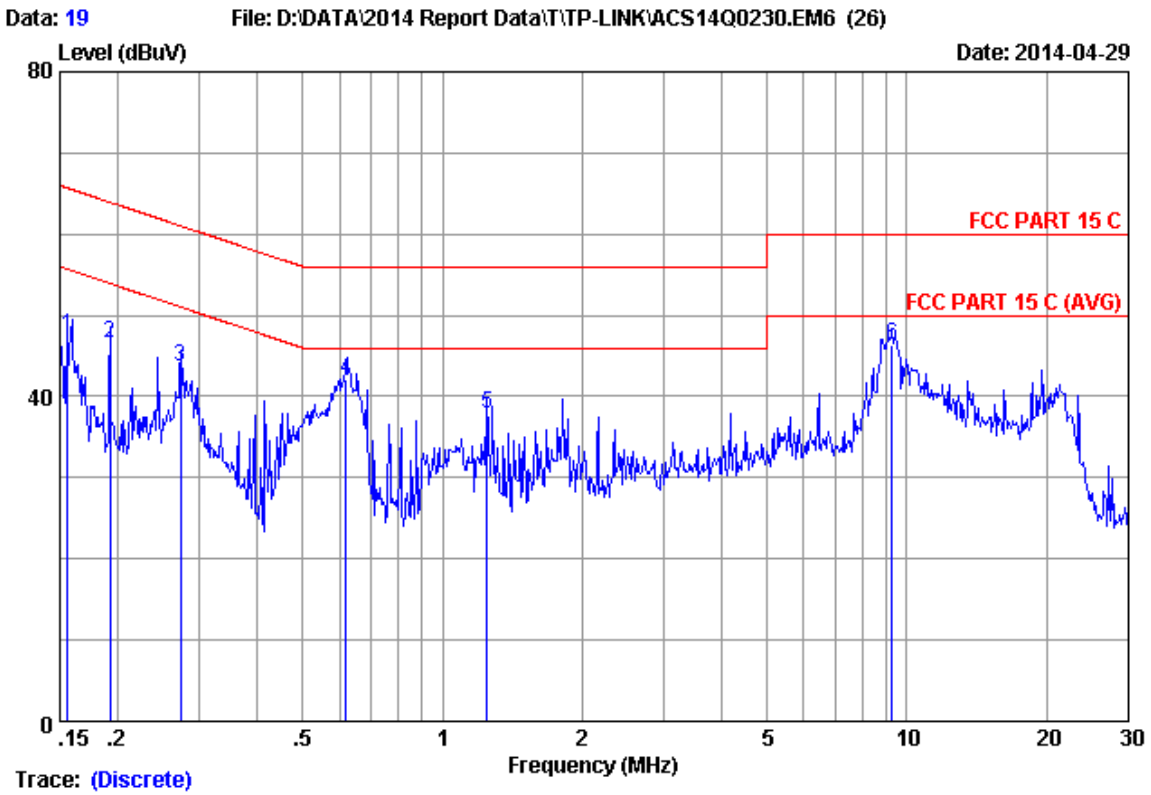

Site no :1#conduction Data No :19
Dis./Ant. :2014 ESH2-Z5 NEUTRAL
Limit :FCC PART 15 C
Env./Ins. :23.1*C/50% Engineer :Nick_Huang
EUT :2.4GHz 300Mbps 9dBi Outdoor CPE
Power Rating :DC 24V From POE Input AC 120V/60Hz
Test Mode :Tx Mode
M/N:CPE210

No	Freq (MHz)	LISN Factor (dB)	Cable Loss (dB)	Reading (dBuV)	Emission Level (dBuV)	Limits (dBuV)	Margin (dB)	Remark
1	0.15567	0.13	9.87	37.52	47.52	65.69	18.17	QP
2	0.19242	0.13	9.88	36.48	46.49	63.93	17.44	QP
3	0.27297	0.14	9.88	33.71	43.73	61.03	17.30	QP
4	0.62054	0.15	9.89	32.11	42.15	56.00	13.85	QP
5	1.249	0.18	9.90	27.80	37.88	56.00	18.12	QP
6	9.302	0.42	9.99	35.93	46.34	60.00	13.66	QP

Remarks: 1.Emission Level=LISN Factor+Cable Loss(Include 10dB pulse limit) +Reading.
2.If the average limit is met when useing a quasi-peak detector. the EUT shall be deemed to meet both limits and measurement with average detector is unnecessary.

40MHz

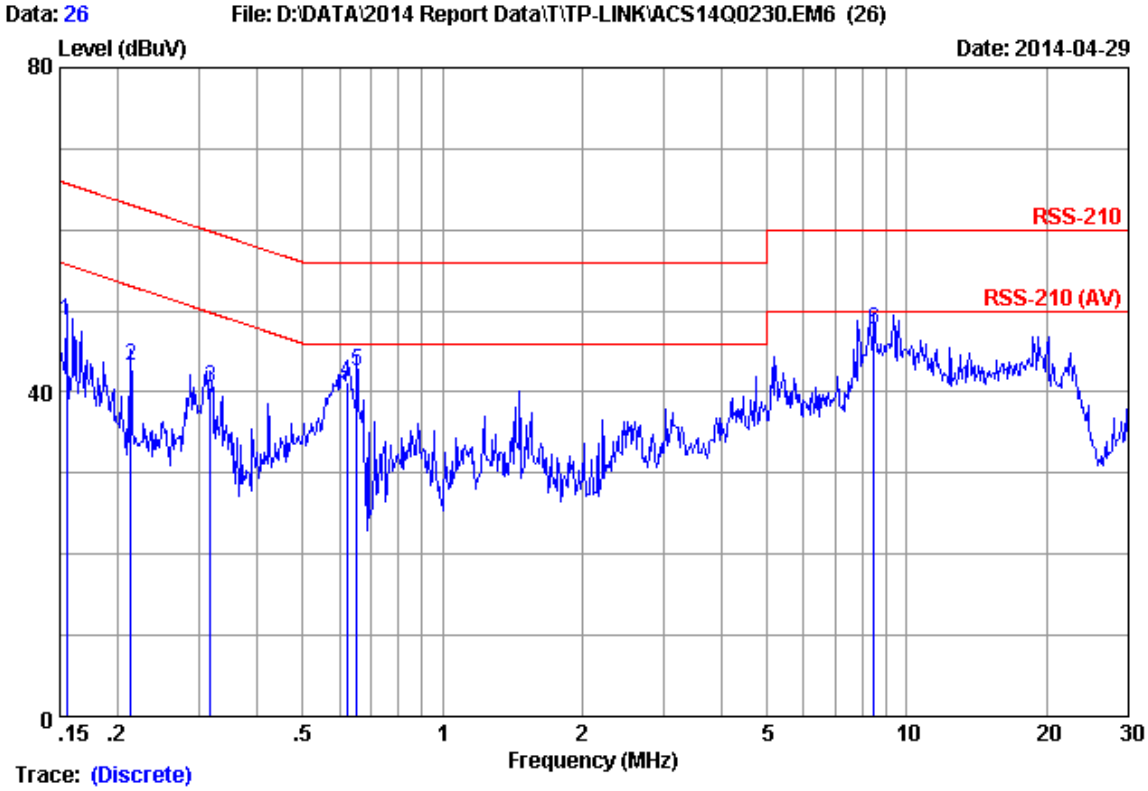

Site no :1#conduction Data No :26
Dis./Ant. :2014 ESH2-Z5 LINE
Limit :RSS-210
Env./Ins. :23.1*C/50% Engineer :Nick_Huang
EUT :2.4GHz 300Mbps 9dBi Outdoor CPE
Power Rating :DC 24V From Adapter Input AC 120V/60Hz
Test Mode :Tx Mode
M/N:CPE210

No	Freq (MHz)	LISN Factor (dB)	Cable Loss (dB)	Reading (dBuV)	Emission Level (dBuV)	Limits (dBuV)	Margin (dB)	Remark
1	0.15485	0.12	9.87	38.74	48.73	65.74	17.01	QP
2	0.21279	0.13	9.88	33.20	43.21	63.10	19.89	QP
3	0.31662	0.14	9.88	30.61	40.63	59.80	19.17	QP
4	0.62383	0.16	9.89	31.28	41.33	56.00	14.67	QP
5	0.65430	0.16	9.89	32.45	42.50	56.00	13.50	QP
6	8.501	0.36	9.98	37.31	47.65	60.00	12.35	QP

Remarks: 1.Emission Level=LISN Factor+Cable Loss(Include 10dB pulse limit) +Reading.
2.If the average limit is met when useing a quasi-peak detector. the EUT shall be deemed to meet both limits and measurement with average detector is unnecessary.

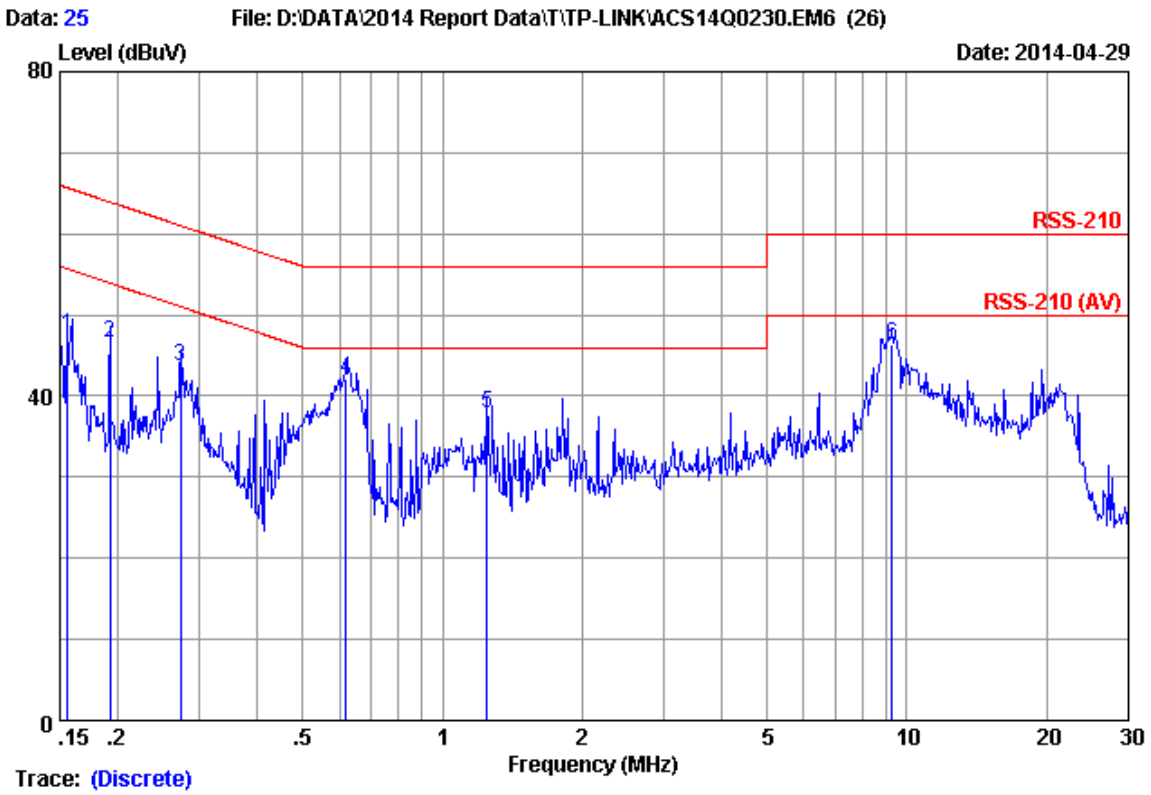

Site no :1#conduction Data No :25
Dis./Ant. :2014 ESH2-Z5 NEUTRAL
Limit :RSS-210
Env./Ins. :23.1*C/50% Engineer :Nick_Huang
EUT :2.4GHz 300Mbps 9dBi Outdoor CPE
Power Rating :DC 24V From POE Input AC 120V/60Hz
Test Mode :Tx Mode
M/N:CPE210

No	Freq (MHz)	LISN Factor (dB)	Cable Loss (dB)	Reading (dBuV)	Emission Level (dBuV)	Limits (dBuV)	Margin (dB)	Remark
1	0.15567	0.13	9.87	37.52	47.52	65.69	18.17	QP
2	0.19242	0.13	9.88	36.48	46.49	63.93	17.44	QP
3	0.27297	0.14	9.88	33.71	43.73	61.03	17.30	QP
4	0.62054	0.15	9.89	32.11	42.15	56.00	13.85	QP
5	1.249	0.18	9.90	27.80	37.88	56.00	18.12	QP
6	9.302	0.42	9.99	35.93	46.34	60.00	13.66	QP

Remarks: 1.Emission Level=LISN Factor+Cable Loss(Include 10dB pulse limit) +Reading.
2.If the average limit is met when useing a quasi-peak detector. the EUT shall be deemed to meet both limits and measurement with average detector is unnecessary.

4. RADIATED EMISSION TEST

4.1.Test Equipment

4.1.1. For frequency range 30MHz~1000MHz (At Anechoic Chamber)

Item	Equipment	Manufacturer	Model No.	Serial No.	Last Cal.	Cal. Interval
1	3#Chamber	AUDIX	N/A	N/A	Nov.24, 13	1 Year
2	EMI Spectrum	Agilent	E4407B	MY41440292	Apr. 28,14	1 Year
3	Test Receiver	Rohde & Schwarz	ESVS10	834468/011	Apr. 28,14	1 Year
4	Amplifier	HP	8447D	2648A04738	Apr. 28,14	1 Year
5	Bilog Antenna	TESEQ	CBL6112D	35375	May.30, 13	1 Year
6	RF Cable	MIYAZAKI	CFD400-NL	3# Chamber No.1	Apr. 28,14	1 Year
7	Coaxial Switch	Anritsu	MP59B	M74389	Apr. 28,14	1 Year

4.1.2. For frequency range 1GHz~25GHz (At Anechoic Chamber)

Item	Equipment	Manufacturer	Model No.	Serial No.	Last Cal.	Cal. Interval
1	Spectrum Analyzer	Agilent	E4446A	US44300459	Apr. 28,14	1 Year
2	Horn Antenna	EMCO	3115	9607-4877	Aug.27, 13	1 Year
3	Amplifier	Agilent	8449B	3008A02495	Apr. 28,14	1 Year
4	RF Cable	Hubersuhner	SUCOFLEX106	77977/6	Apr. 28,14	1 Year
5	RF Cable	Hubersuhner	SUCOFLEX106	28616/2	Apr. 28,14	1 Year
6	Horn Antenna	EMCO	3116	00060089	Aug.27, 13	1 Year

4.2.Block Diagram of Test Setup

For frequency range 30MHz-1000MHz

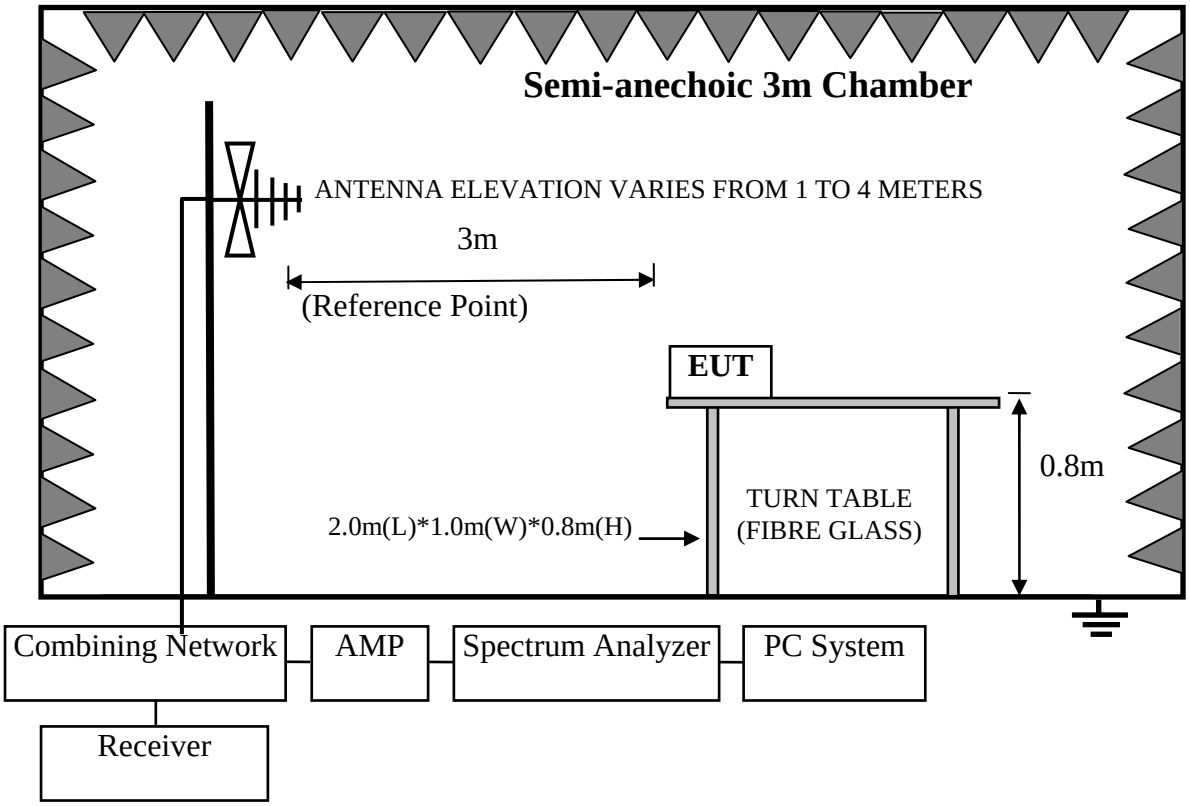

For frequency range 1GHz-25GHz

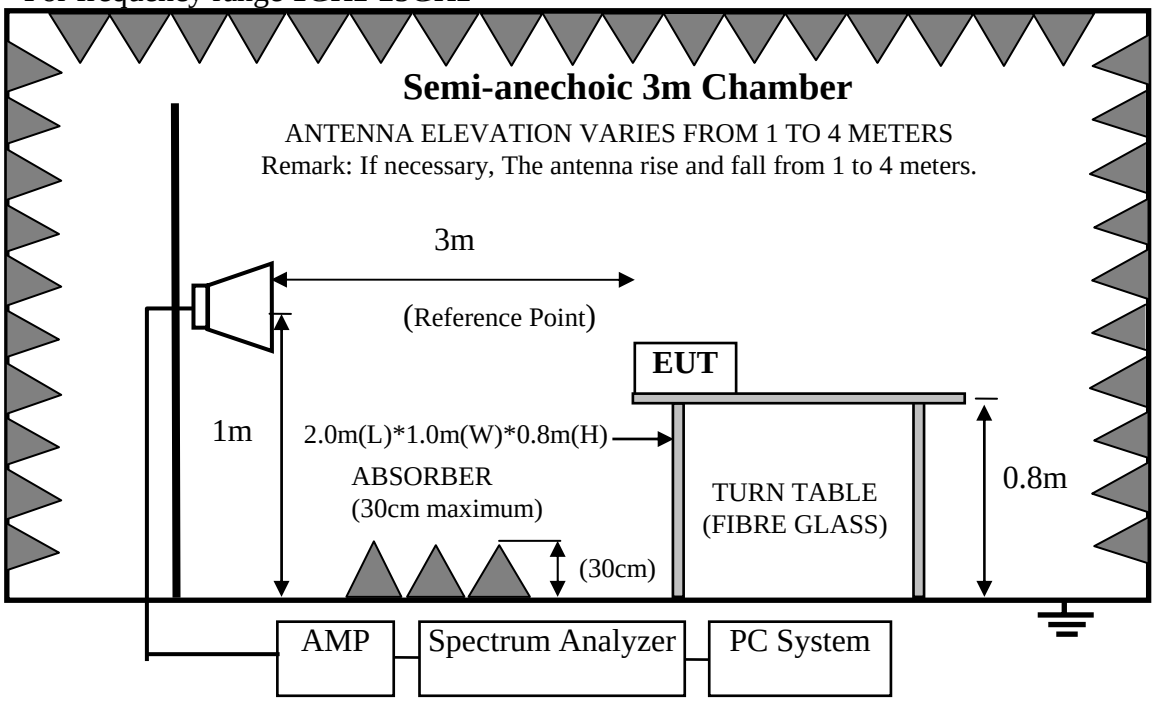

4.3.Radiated Emission Limit

4.3.1. 15.209 limits

FREQUENCY MHz	DISTANCE Meters	FIELD STRENGTHS LIMIT	
		μV/m	dB(μV)/m
30 ~ 88	3	100	40.0
88 ~ 216	3	150	43.5
216 ~ 960	3	200	46.0
960 ~ 1000	3	500	54.0
Above 1000	3	74.0 dB(μV)/m (Peak) 54.0 dB(μV)/m (Average)	

Remark： (1) Emission level dBμV = 20 log Emission level μV/m
(2) The smaller limit shall apply at the cross point between two frequency bands.
(3) Distance is the distance in meters between the measuring instrument, antenna and the closest point of any part of the device or system.

4.3.2. 15.205 Restricted bands of operation

MHz	MHz	MHz	GHz
0.090 - 0.110	16.42 - 16.423	399.9 - 410	4.5 - 5.15
[1]0.495 - 0.505	16.69475 - 16.69525	608 - 614	5.35 - 5.46
2.1735 - 2.1905	16.80425 - 16.80475	960 - 1240	7.25 - 7.75
4.125 - 4.128	25.5 - 25.67	1300 - 1427	8.025 - 8.5
4.17725 - 4.17775	37.5 - 38.25	1435 - 1626.5	9.0 - 9.2
4.20725 - 4.20775	73 - 74.6	1645.5 - 1646.5	9.3 - 9.5
6.215 - 6.218	74.8 - 75.2	1660 - 1710	10.6 - 12.7
6.26775 - 6.26825	108 - 121.94	1718.8 - 1722.2	13.25 - 13.4
6.31175 - 6.31225	123 - 138	2200 - 2300	14.47 - 14.5
8.291 - 8.294	149.9 - 150.05	2310 - 2390	15.35 - 16.2
8.362 - 8.366	156.52475 - 156.52525	2483.5 - 2500	17.7 - 21.4
8.37625 - 8.38675	156.7 - 156.9	2690 - 2900	22.01 - 23.12
8.41425 - 8.41475	162.0125 - 167.17	3260 - 3267	23.6 - 24.0
12.29 - 12.293	167.72 - 173.2	3332 - 3339	31.2 - 31.8
12.51975 - 12.52025	240 - 285	3345.8 - 3358	36.43 - 36.5
12.57675 - 12.57725	322 - 335.4	3600 - 4400	([2])

All the emissions appearing within 15.205 restricted frequency bands shall not exceed the limits shown in 15.209, all the other emissions shall be at least 20dB below the fundamental emissions, or comply with 15.209 limits.

4.4.EUT Configuration on Test

The configurations of EUT are listed in Section 3.5.

4.5.Operating Condition of EUT

Same as Conducted Emission test that is listed in Section 3.6. except the test set up replaced by Section 4.2.

4.6.Test Procedure

EUT and its simulators are placed on a turn table, which is 0.8 meter high above ground. The turn table can rotate 360 degrees to determine the position of the maximum emission level. Power on the EUT and let it working in test mode, then test it. EUT is set 3 meters away from the receiving antenna, which is mounted on a antenna tower. The antenna can be moved up and down between 1 meter and 4 meters to find out the maximum emission level. Broadband antenna (calibrated bilog antenna) is used as receiving antenna. Both horizontal and vertical polarization of the antenna are set on test.

This test was performed with EUT in X, Y, Z position, and the worse case was found when EUT in X position as test photo indicated.

The bandwidth of the EMI test receiver (R&S ESVS10) is set at 120kHz for frequency range from 30MHz to 1000 MHz.

The bandwidth of the Spectrum's VBW is set at 3MHz and RBW is set at 1MHz for peak emissions measurement above 1GHz and 1MHz RBW, 10Hz VBW for average emissions measure above 1GHz

The frequency range from 30MHz to 10th harmonic (25GHz) are checked. and no any emissions were found from 18GHz to 25 GHz, So the radiated emissions from 18GHz to 25GHz were not record.

4.7.Radiated Emission Test Results

PASS.

All the emissions from 30MHz to 25 GHz were comply with 15.209 limits.

Note: For emissions above 1GHz, if peak level comply with average limit, then the average level is deemed to comply with average limit.

5MHz
Frequency: 30MHz~1GHz

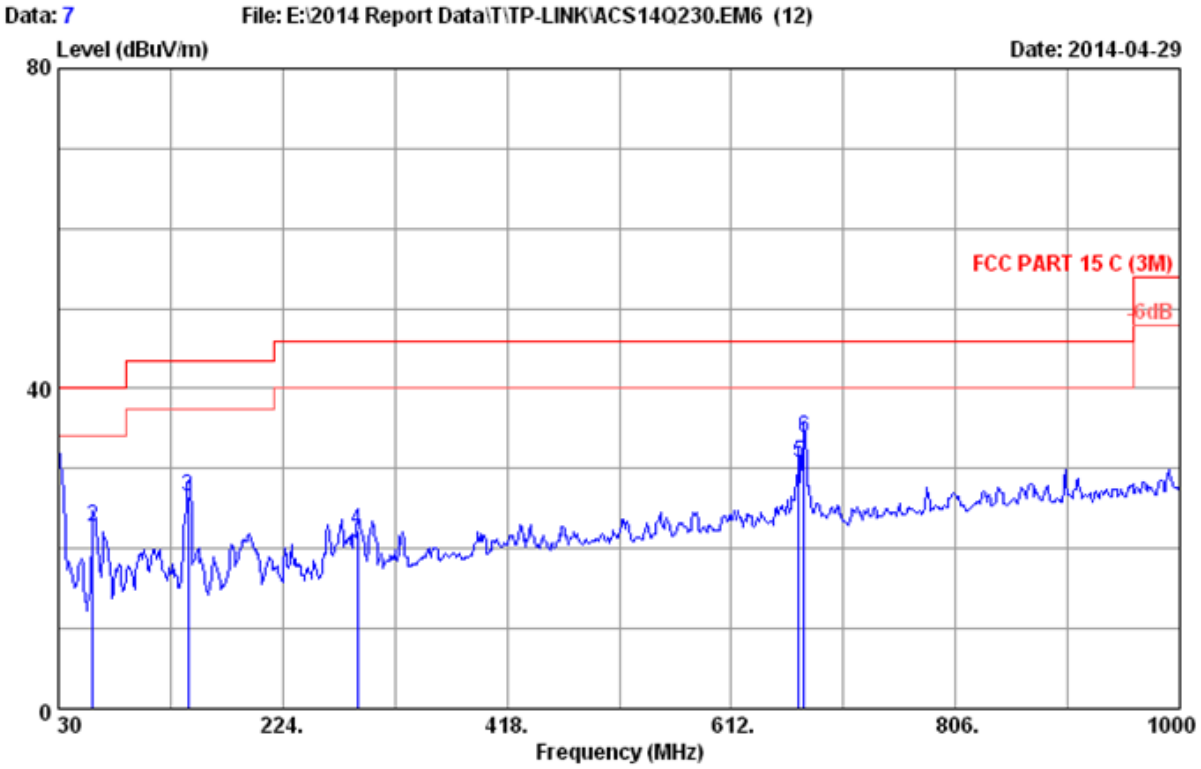

Site no. : 3m Chamber Data no. : 7
Dis. / Ant. : 3m 2013 CBL6112D 35375 Ant. pol. : HORIZONTAL
Limit : FCC PART 15 C (3M)
Env. / Ins. : 22.5*C/47% Engineer : Leo-Li
EUT : 2.4GHz 300Mbps 9dBi Outdoor CPE
Power rating : DC 24V From POE Input AC 120V/60Hz
Test Mode : Tx Mode
M/N:CPE210

No.	Freq. (MHz)	Ant. Factor (dB/m)	Cable Loss (dB)	Reading (dBuV)	Emission Level (dBuV/m)	Limits (dBuV/m)	Margin (dB)	Remark
1	30.000	20.10	0.83	9.44	30.37	40.00	9.63	QP
2	60.070	6.70	1.23	14.79	22.72	40.00	17.28	QP
3	142.520	11.77	1.57	13.25	26.59	43.50	16.91	QP
4	288.990	13.75	2.13	6.51	22.39	46.00	23.61	QP
5	670.200	19.70	3.24	7.70	30.64	46.00	15.36	QP
6	675.050	19.80	3.25	10.92	33.97	46.00	12.03	QP

Remarks: 1. Emission Level= Antenna Factor + Cable Loss + Reading.
2. The emission levels that are 20dB below the official limit are not reported.

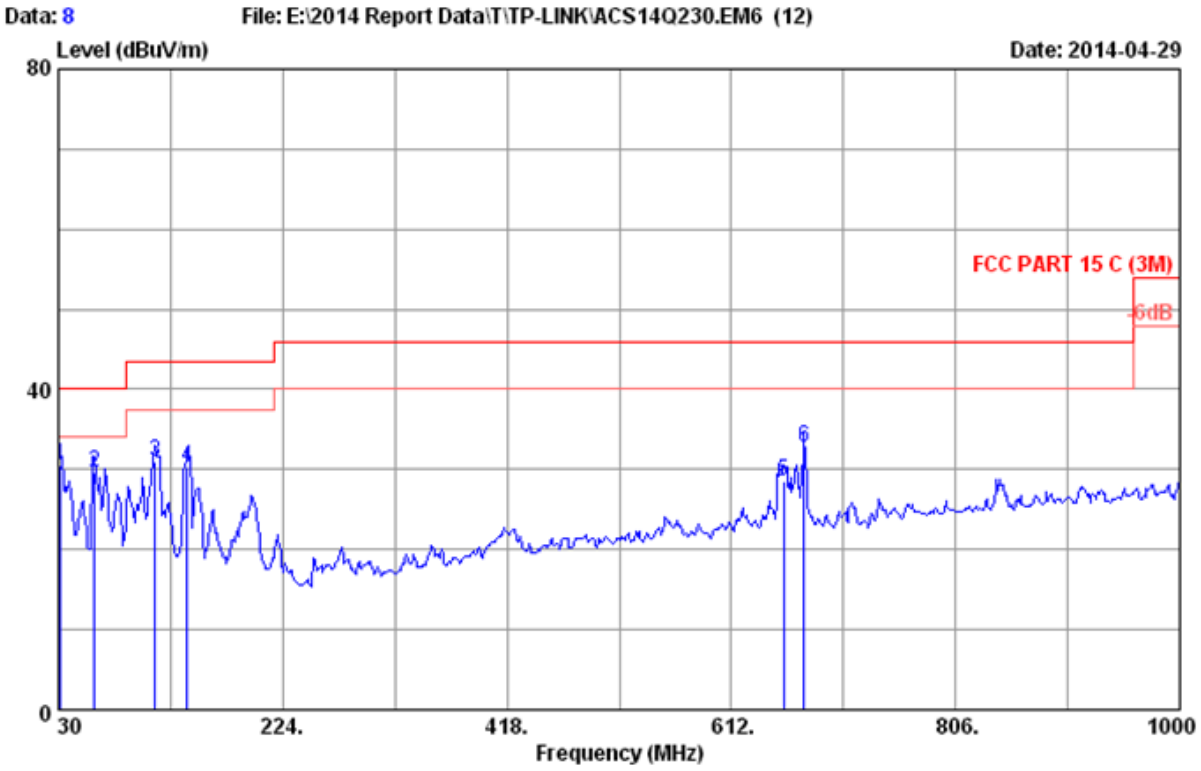

Site no. : 3m Chamber Data no. : 8
Dis. / Ant. : 3m 2013 CBL6112D 35375 Ant. pol. : VERTICAL
Limit : FCC PART 15 C (3M)
Env. / Ins. : 22.5*C/47% Engineer : Leo-Li
EUT : 2.4GHz 300Mbps 9dBi Outdoor CPE
Power rating : DC 24V From POE Input AC 120V/60Hz
Test Mode : Tx Mode
M/N:CPE210

No.	Freq. (MHz)	Ant. Factor (dB/m)	Cable Loss (dB)	Reading (dBuV)	Emission Level (dBuV/m)	Limits (dBuV/m)	Margin (dB)	Remark
1	31.940	18.84	0.86	10.79	30.49	40.00	9.51	QP
2	61.040	6.65	1.24	21.80	29.69	40.00	10.31	QP
3	113.420	12.54	1.46	16.98	30.98	43.50	12.52	QP
4	141.550	11.89	1.57	16.90	30.36	43.50	13.14	QP
5	657.590	19.60	3.20	5.66	28.46	46.00	17.54	QP
6	675.050	19.80	3.25	9.67	32.72	46.00	13.28	QP

Remarks: 1. Emission Level= Antenna Factor + Cable Loss + Reading.
2. The emission levels that are 20dB below the official limit are not reported.

Frequency: 1GHz~18GHz

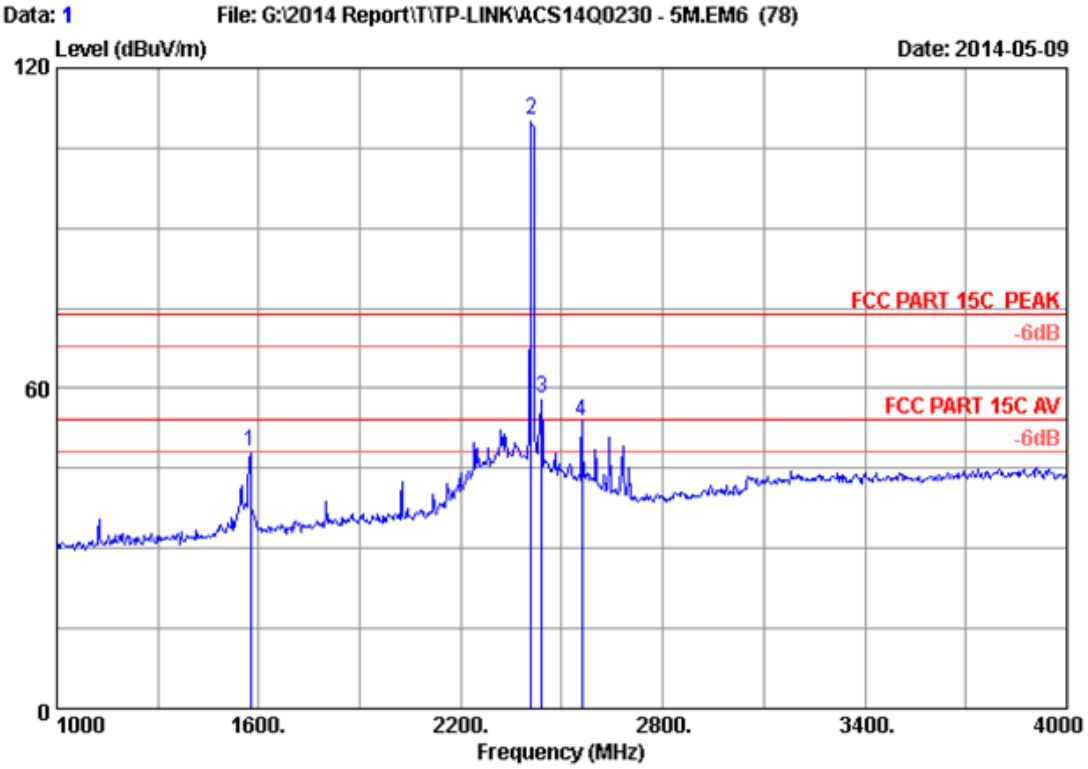

Site no. : 3m Chamber Data no. : 1
Dis. / Ant. : 3m 2013 3115 (4580) Ant. pol. : HORIZONTAL
Limit : FCC PART 15C PEAK
Env. / Ins. : 24*C/56% Engineer : Leo-Li
EUT : 2.4GHz 300Mbps 9dBi Outdoor CPE
Power Rating : DC 24V From POE Input AC 120V/60Hz
Test Mode : IEEE802.11b 2412MHz Tx
M/N : CPE210

No.	Freq. (MHz)	Ant. Factor (dB/m)	Cable Loss (dB)	AMP factor (dB)	Reading (dBuV)	Emission Level (dBuV/m)	Limits (dBuV/m)	Margin (dB)	Remark
1	1576.000	25.52	4.60	36.17	54.26	48.21	74.00	25.79	Peak
2	2410.000	28.20	5.81	35.70	111.87	110.18	74.00	-36.18	Peak
3	2440.000	28.27	5.86	35.70	59.62	58.05	74.00	15.95	Peak
4	2560.000	28.64	6.03	35.70	54.87	53.84	74.00	20.16	Peak

Remarks: 1. Emission Level= Antenna Factor + Cable Loss + Reading -Amp Factor
2. The emission levels that are 20dB below the official limit are not reported.

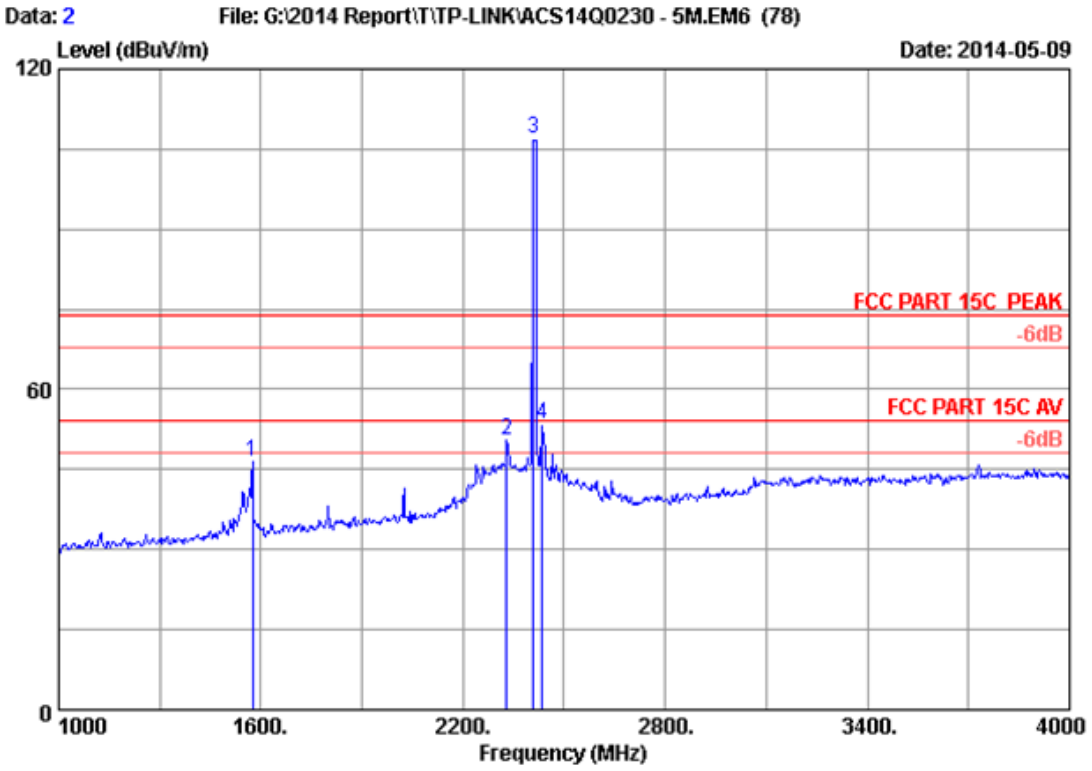

Site no. : 3m Chamber Data no. : 2
Dis. / Ant. : 3m 2013 3115 (4580) Ant. pol. : VERTICAL
Limit : FCC PART 15C PEAK
Env. / Ins. : 24*C/56% Engineer : Leo-Li
EUT : 2.4GHz 300Mbps 9dBi Outdoor CPE
Power Rating : DC 24V From POE Input AC 120V/60Hz
Test Mode : IEEE802.11b 2412MHz Tx
M/N : CPE210

No.	Freq. (MHz)	Ant. Factor (dB/m)	Cable Loss (dB)	AMP factor (dB)	Reading (dBuV)	Emission Level (dBuV/m)	Limits (dBuV/m)	Margin (dB)	Remark
1	1576.000	25.52	4.60	36.17	52.61	46.56	74.00	27.44	Peak
2	2329.000	28.02	5.69	35.70	52.32	50.33	74.00	23.67	Peak
3	2410.000	28.20	5.81	35.70	108.60	106.91	74.00	-32.91	Peak
4	2434.000	28.25	5.85	35.70	55.17	53.57	74.00	20.43	Peak

Remarks: 1. Emission Level= Antenna Factor + Cable Loss + Reading -Amp Factor
2. The emission levels that are 20dB below the official limit are not reported.

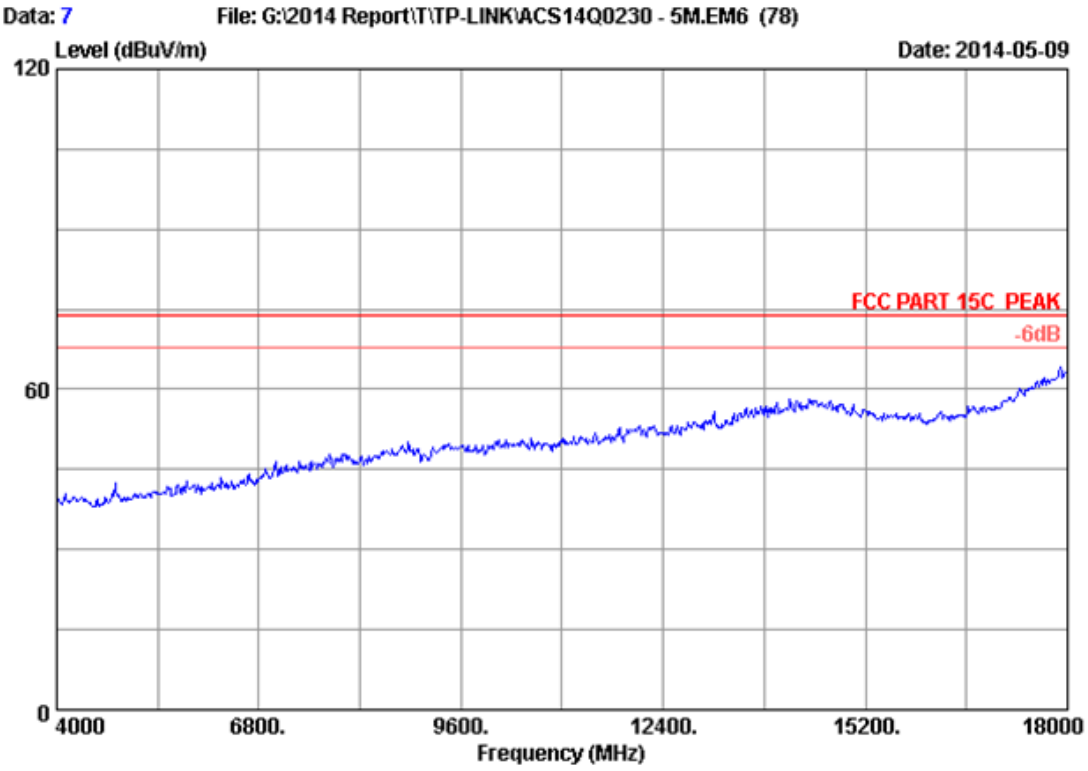


```
Site no.      : 3m Chamber                        Data no.   : 7
Dis. / Ant.   : 3m   2013 3115 (4580)        Ant. pol. : HORIZONTAL
Limit         : FCC PART 15C  PEAK
Env. / Ins.   : 24*C/56%                     Engineer   : Leo-Li
EUT           : 2.4GHz 300Mbps 9dBi Outdoor CPE
Power Rating  : DC 24V From POE Input AC 120V/60Hz
Test Mode     : IEEE802.11b   2412MHz Tx
M/N           : CPE210
```

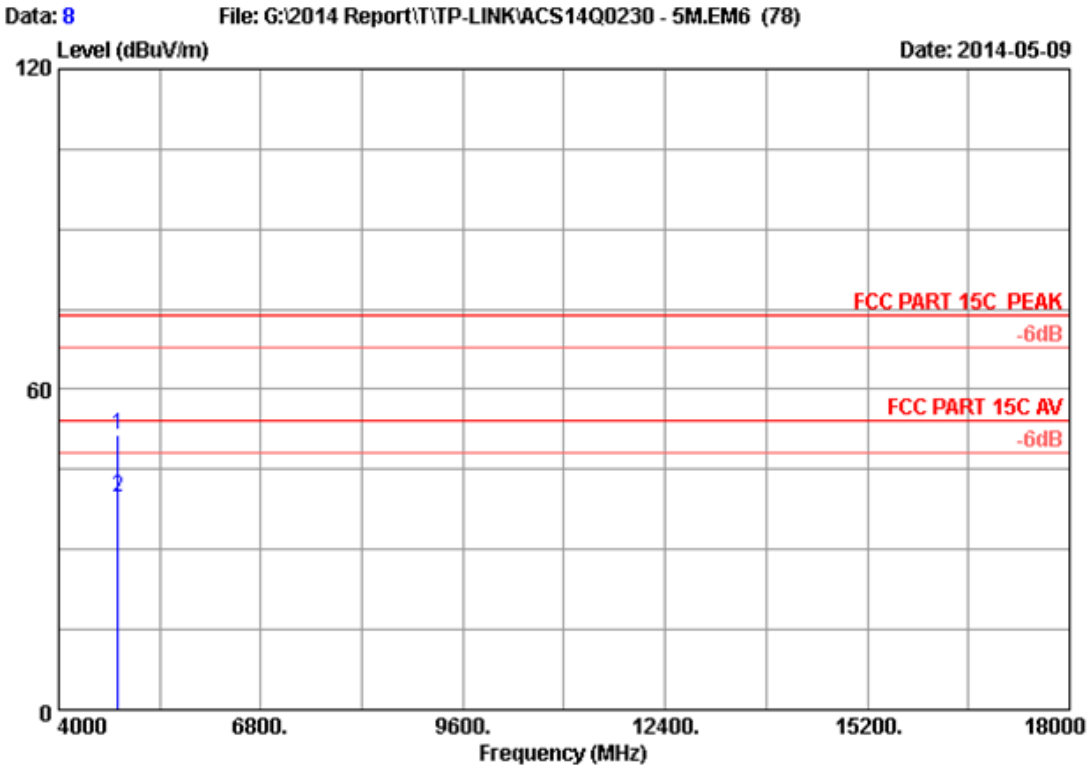

Site no. : 3m Chamber Data no. : 8
Dis. / Ant. : 3m 2013 3115 (4580) Ant. pol. : HORIZONTAL
Limit : FCC PART 15C PEAK
Env. / Ins. : 24*C/56% Engineer : Leo-Li
EUT : 2.4GHz 300Mbps 9dBi Outdoor CPE
Power Rating : DC 24V From POE Input AC 120V/60Hz
Test Mode : IEEE802.11b 2412MHz Tx
M/N : CPE210

No.	Freq. (MHz)	Ant. Factor (dB/m)	Cable Loss (dB)	AMP factor (dB)	Reading (dBuV)	Emission Level (dBuV/m)	Limits (dBuV/m)	Margin (dB)	Remark
1	4824.000	32.88	8.58	35.70	45.87	51.63	74.00	22.37	Peak
2	4824.000	32.88	8.58	35.70	34.03	39.79	54.00	14.21	Average

Remarks: 1. Emission Level= Antenna Factor + Cable Loss + Reading -Amp Factor
2. The emission levels that are 20dB below the official limit are not reported.

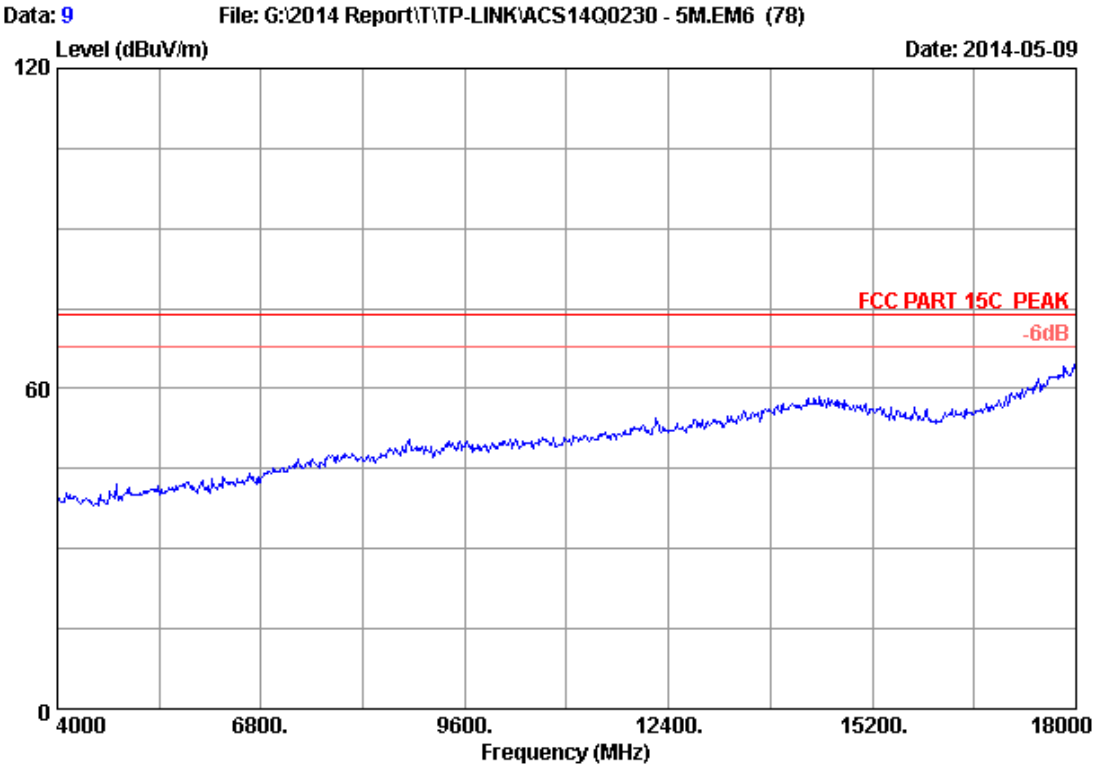


```
Site no.      : 3m Chamber                        Data no.   : 9
Dis. / Ant.   : 3m   2013 3115 (4580)        Ant. pol. : VERTICAL
Limit         : FCC PART 15C  PEAK
Env. / Ins.   : 24*C/56%                     Engineer   : Leo-Li
EUT           : 2.4GHz 300Mbps 9dBi Outdoor CPE
Power Rating  : DC 24V From POE Input AC 120V/60Hz
Test Mode     : IEEE802.11b   2412MHz Tx
M/N           : CPE210
```

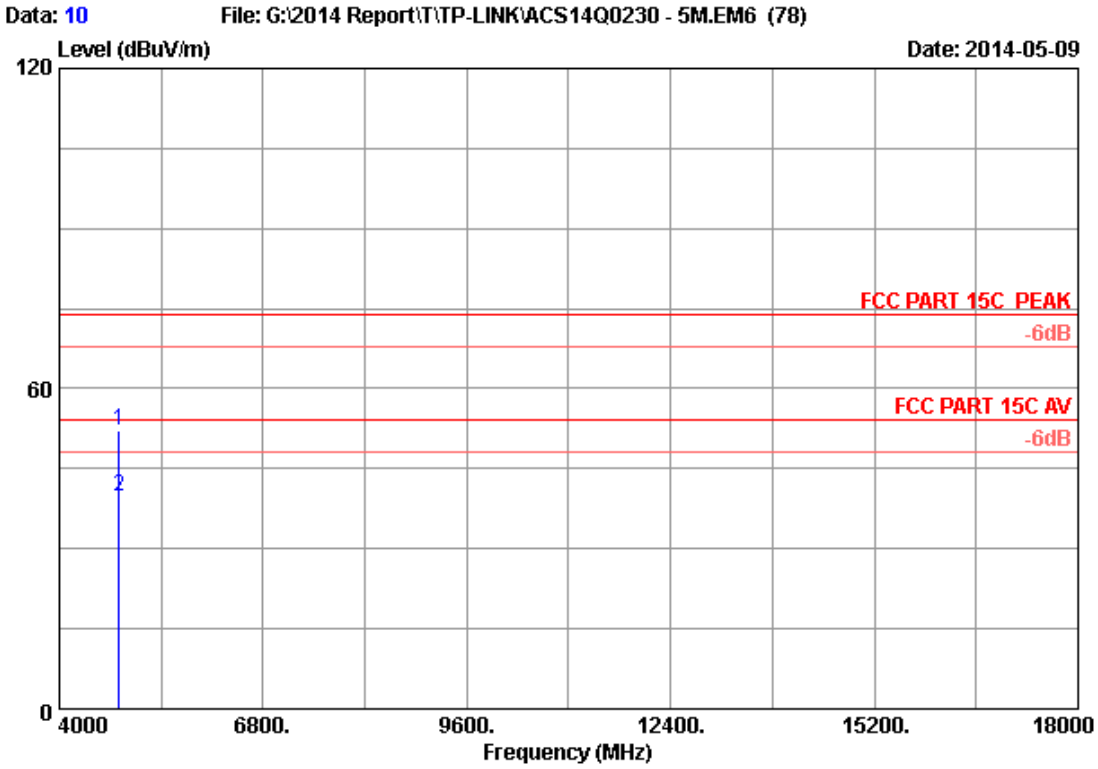

Site no. : 3m Chamber Data no. : 10
Dis. / Ant. : 3m 2013 3115 (4580) Ant. pol. : VERTICAL
Limit : FCC PART 15C PEAK
Env. / Ins. : 24*C/56% Engineer : Leo-Li
EUT : 2.4GHz 300Mbps 9dBi Outdoor CPE
Power Rating : DC 24V From POE Input AC 120V/60Hz
Test Mode : IEEE802.11b 2412MHz Tx
M/N : CPE210

No.	Freq. (MHz)	Ant. Factor (dB/m)	Cable Loss (dB)	AMP factor (dB)	Reading (dBuV)	Emission Level (dBuV/m)	Limits (dBuV/m)	Margin (dB)	Remark
1	4824.000	32.88	8.58	35.70	46.26	52.02	74.00	21.98	Peak
2	4824.000	32.88	8.58	35.70	34.16	39.92	54.00	14.08	Average

Remarks: 1. Emission Level= Antenna Factor + Cable Loss + Reading -Amp Factor
2. The emission levels that are 20dB below the official limit are not reported.

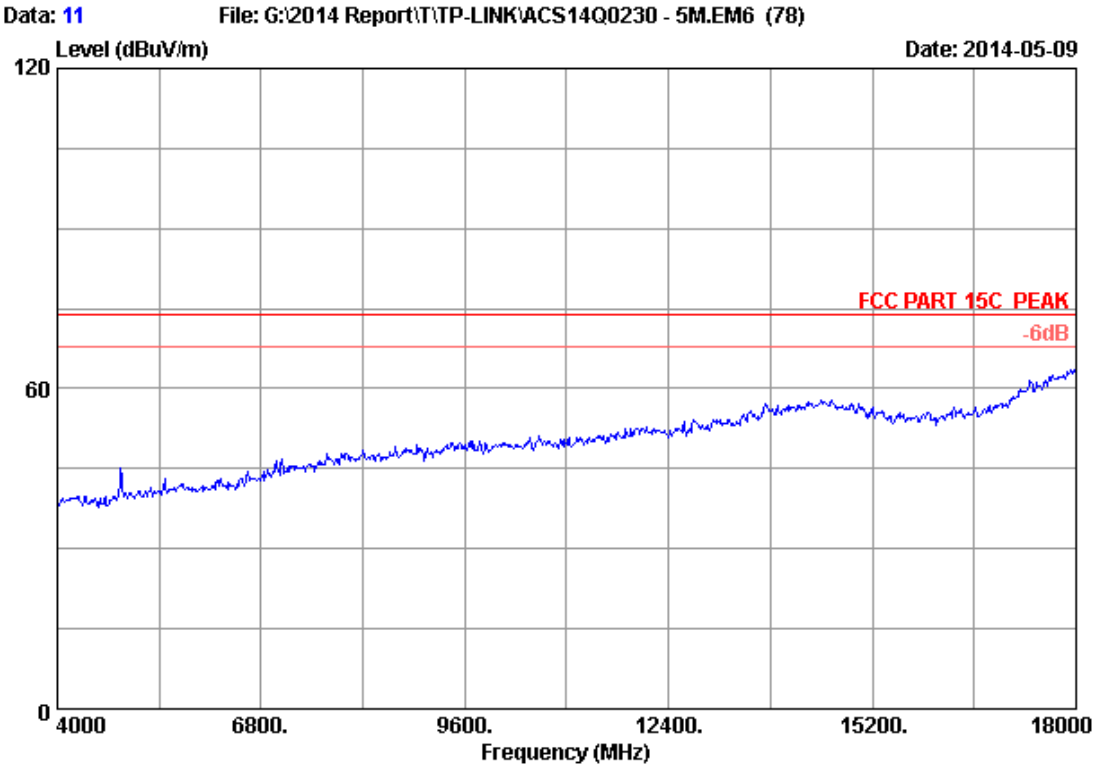


```
Site no.      : 3m Chamber                        Data no.  : 11
Dis. / Ant.   : 3m   2013 3115 (4580)        Ant. pol. : VERTICAL
Limit         : FCC PART 15C  PEAK
Env. / Ins.   : 24*C/56%                     Engineer  : Leo-Li
EUT           : 2.4GHz 300Mbps 9dBi Outdoor CPE
Power Rating  : DC 24V From POE Input AC 120V/60Hz
Test Mode     : IEEE802.11b   2437MHz Tx
M/N           : CPE210
```

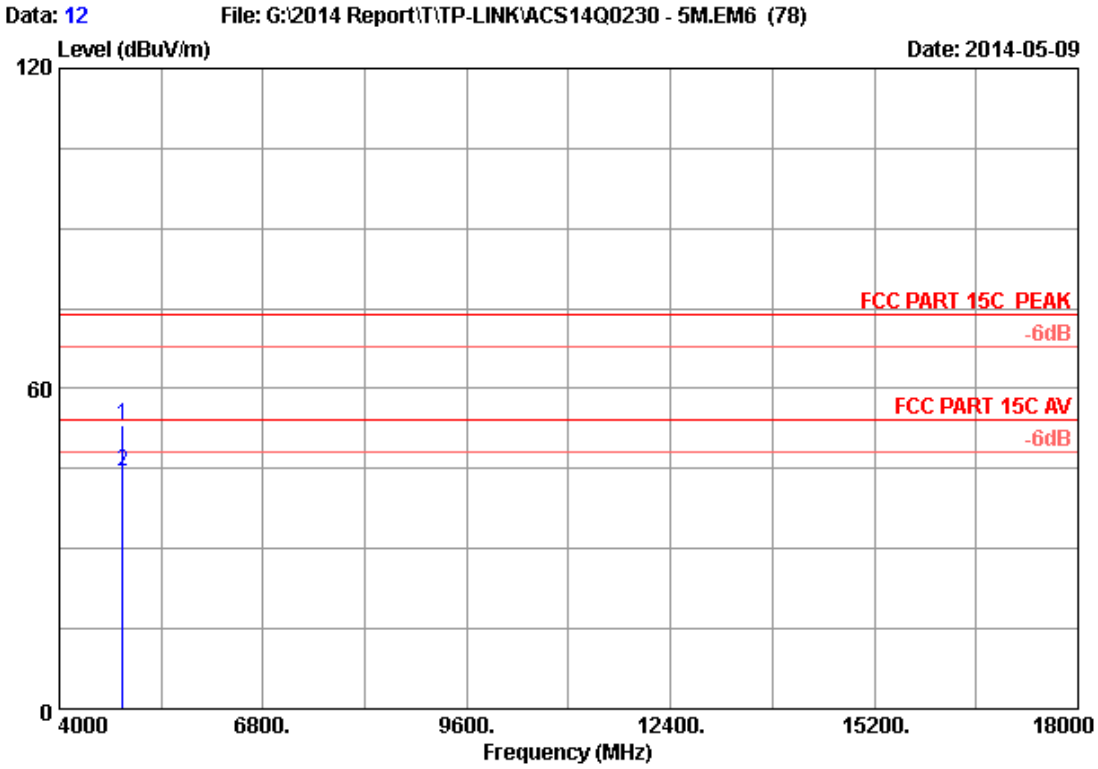

Site no. : 3m Chamber Data no. : 12
Dis. / Ant. : 3m 2013 3115 (4580) Ant. pol. : VERTICAL
Limit : FCC PART 15C PEAK
Env. / Ins. : 24*C/56% Engineer : Leo-Li
EUT : 2.4GHz 300Mbps 9dBi Outdoor CPE
Power Rating : DC 24V From POE Input AC 120V/60Hz
Test Mode : IEEE802.11b 2437MHz Tx
M/N : CPE210

No.	Freq. (MHz)	Ant. Factor (dB/m)	Cable Loss (dB)	AMP factor (dB)	Reading (dBuV)	Emission Level (dBuV/m)	Limits (dBuV/m)	Margin (dB)	Remark
1	4874.000	32.97	8.63	35.70	47.27	53.17	74.00	20.83	Peak
2	4874.000	32.97	8.63	35.70	38.47	44.37	54.00	9.63	Average

Remarks: 1. Emission Level= Antenna Factor + Cable Loss + Reading -Amp Factor
2. The emission levels that are 20dB below the official limit are not reported.

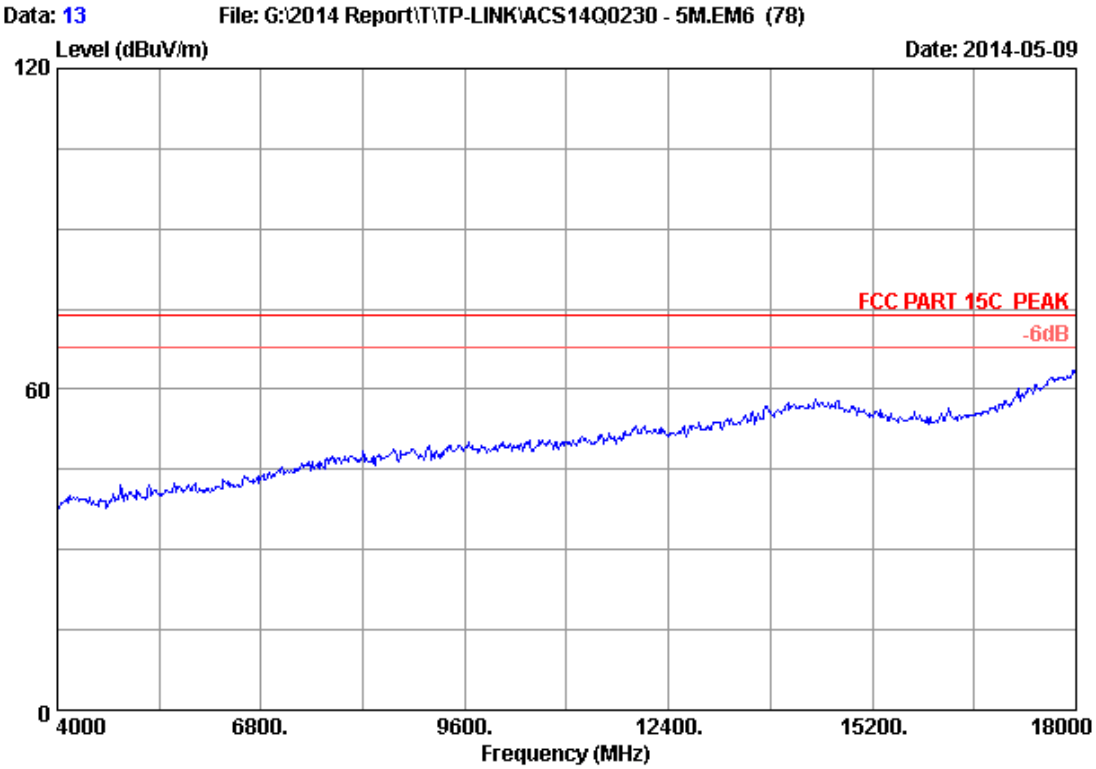


```
Site no.      : 3m Chamber                        Data no.   : 13
Dis. / Ant.   : 3m   2013 3115 (4580)        Ant. pol. : HORIZONTAL
Limit         : FCC PART 15C  PEAK
Env. / Ins.   : 24*C/56%                     Engineer   : Leo-Li
EUT           : 2.4GHz 300Mbps 9dBi Outdoor CPE
Power Rating  : DC 24V From POE Input AC 120V/60Hz
Test Mode     : IEEE802.11b   2437MHz Tx
M/N           : CPE210
```

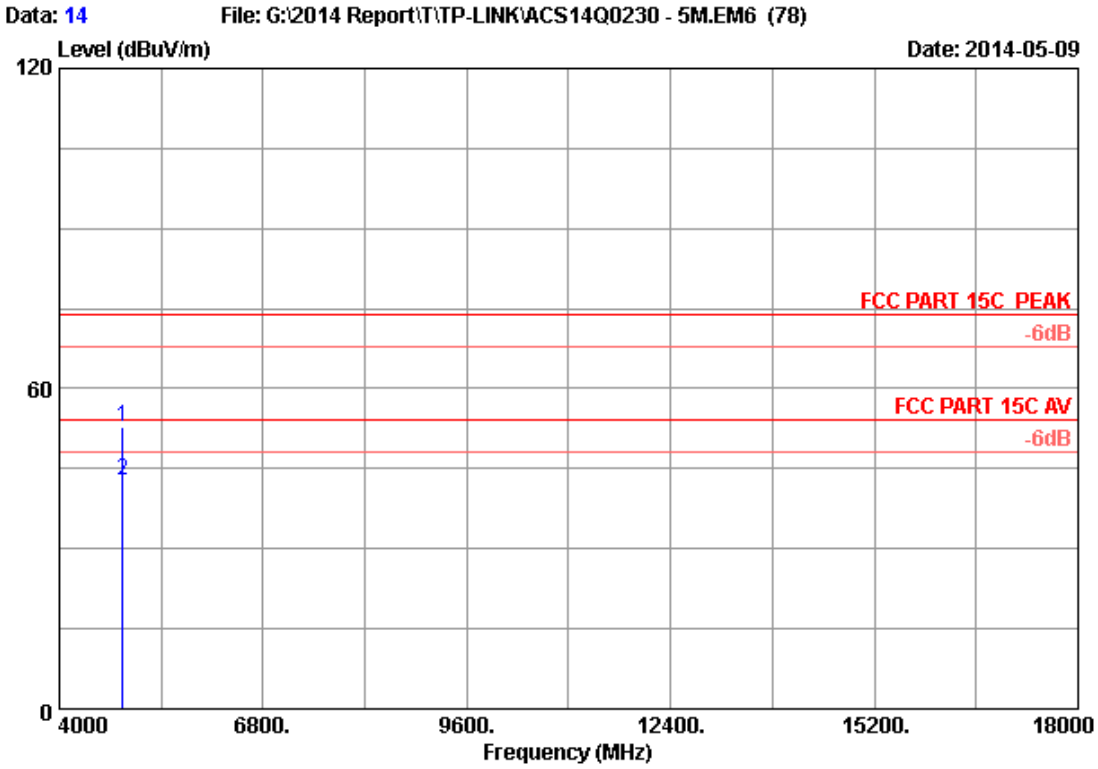

Site no. : 3m Chamber Data no. : 14
Dis. / Ant. : 3m 2013 3115 (4580) Ant. pol. : HORIZONTAL
Limit : FCC PART 15C PEAK
Env. / Ins. : 24*C/56% Engineer : Leo-Li
EUT : 2.4GHz 300Mbps 9dBi Outdoor CPE
Power Rating : DC 24V From POE Input AC 120V/60Hz
Test Mode : IEEE802.11b 2437MHz Tx
M/N : CPE210

No.	Freq. (MHz)	Ant. Factor (dB/m)	Cable Loss (dB)	AMP factor (dB)	Reading (dBuV)	Emission Level (dBuV/m)	Limits (dBuV/m)	Margin (dB)	Remark
1	4874.000	32.97	8.63	35.70	46.82	52.72	74.00	21.28	Peak
2	4874.000	32.97	8.63	35.70	36.93	42.83	54.00	11.17	Average

Remarks: 1. Emission Level= Antenna Factor + Cable Loss + Reading -Amp Factor
2. The emission levels that are 20dB below the official limit are not reported.

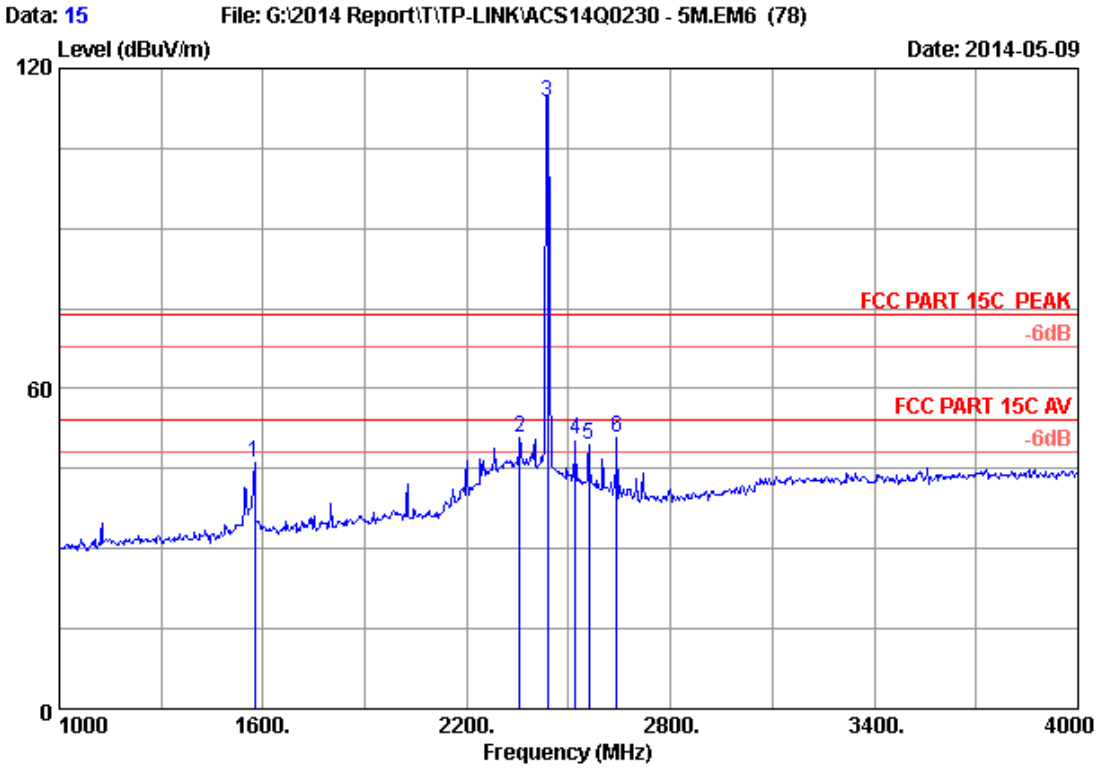

Site no. : 3m Chamber Data no. : 15
Dis. / Ant. : 3m 2013 3115 (4580) Ant. pol. : HORIZONTAL
Limit : FCC PART 15C PEAK
Env. / Ins. : 24*C/56% Engineer : Leo-Li
EUT : 2.4GHz 300Mbps 9dBi Outdoor CPE
Power Rating : DC 24V From POE Input AC 120V/60Hz
Test Mode : IEEE802.11b 2437MHz Tx
M/N : CPE210

No.	Freq. (MHz)	Ant. Factor (dB/m)	Cable Loss (dB)	AMP factor (dB)	Reading (dBuV)	Emission Level (dBuV/m)	Limits (dBuV/m)	Margin (dB)	Remark
1	1576.000	25.52	4.60	36.17	52.08	46.03	74.00	27.97	Peak
2	2356.000	28.08	5.73	35.70	52.59	50.70	74.00	23.30	Peak
3	2437.000	28.26	5.85	35.70	115.27	113.68	74.00	-39.68	Peak
4	2521.000	28.48	5.97	35.70	51.57	50.32	74.00	23.68	Peak
5	2560.000	28.64	6.03	35.70	50.48	49.45	74.00	24.55	Peak
6	2641.000	28.96	6.15	35.70	51.48	50.89	74.00	23.11	Peak

Remarks: 1. Emission Level= Antenna Factor + Cable Loss + Reading -Amp Factor
2. The emission levels that are 20dB below the official limit are not reported.

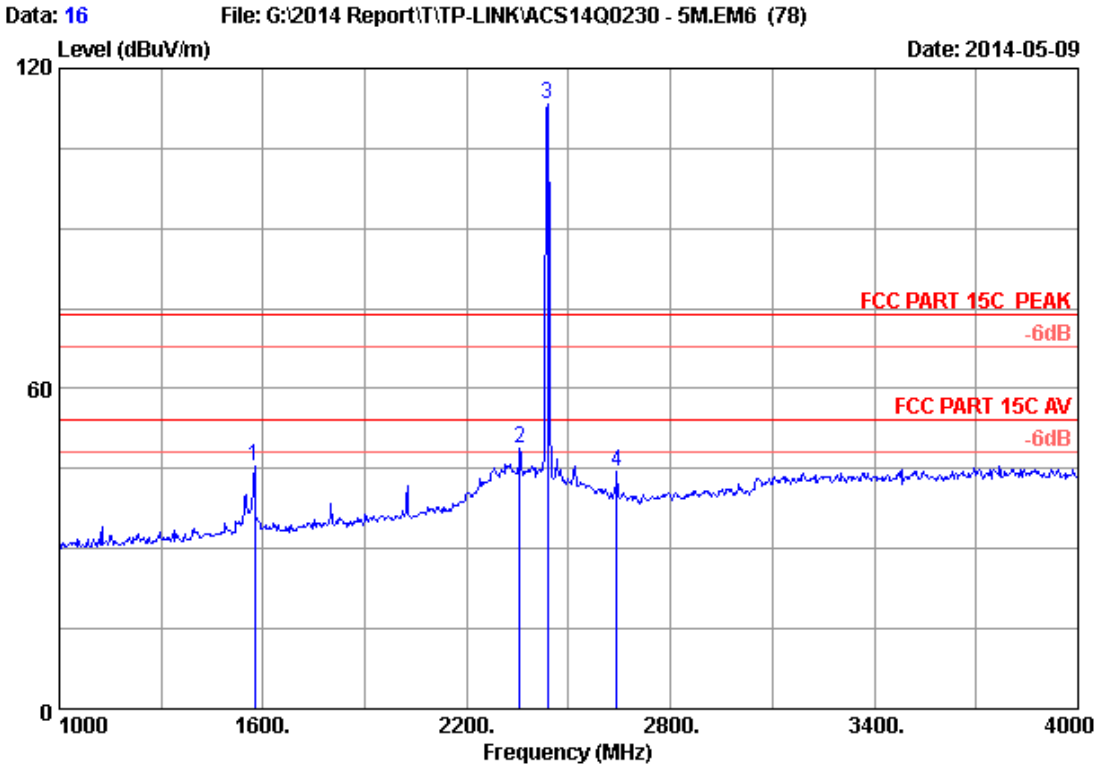

Site no. : 3m Chamber Data no. : 16
Dis. / Ant. : 3m 2013 3115 (4580) Ant. pol. : VERTICAL
Limit : FCC PART 15C PEAK
Env. / Ins. : 24*C/56% Engineer : Leo-Li
EUT : 2.4GHz 300Mbps 9dBi Outdoor CPE
Power Rating : DC 24V From POE Input AC 120V/60Hz
Test Mode : IEEE802.11b 2437MHz Tx
M/N : CPE210

No.	Freq. (MHz)	Ant. Factor (dB/m)	Cable Loss (dB)	AMP factor (dB)	Reading (dBuV)	Emission Level (dBuV/m)	Limits (dBuV/m)	Margin (dB)	Remark
1	1576.000	25.52	4.60	36.17	51.66	45.61	74.00	28.39	Peak
2	2356.000	28.08	5.73	35.70	50.76	48.87	74.00	25.13	Peak
3	2437.000	28.26	5.85	35.70	114.93	113.34	74.00	-39.34	Peak
4	2641.000	28.96	6.15	35.70	45.13	44.54	74.00	29.46	Peak

Remarks: 1. Emission Level= Antenna Factor + Cable Loss + Reading -Amp Factor
2. The emission levels that are 20dB below the official limit are not reported.

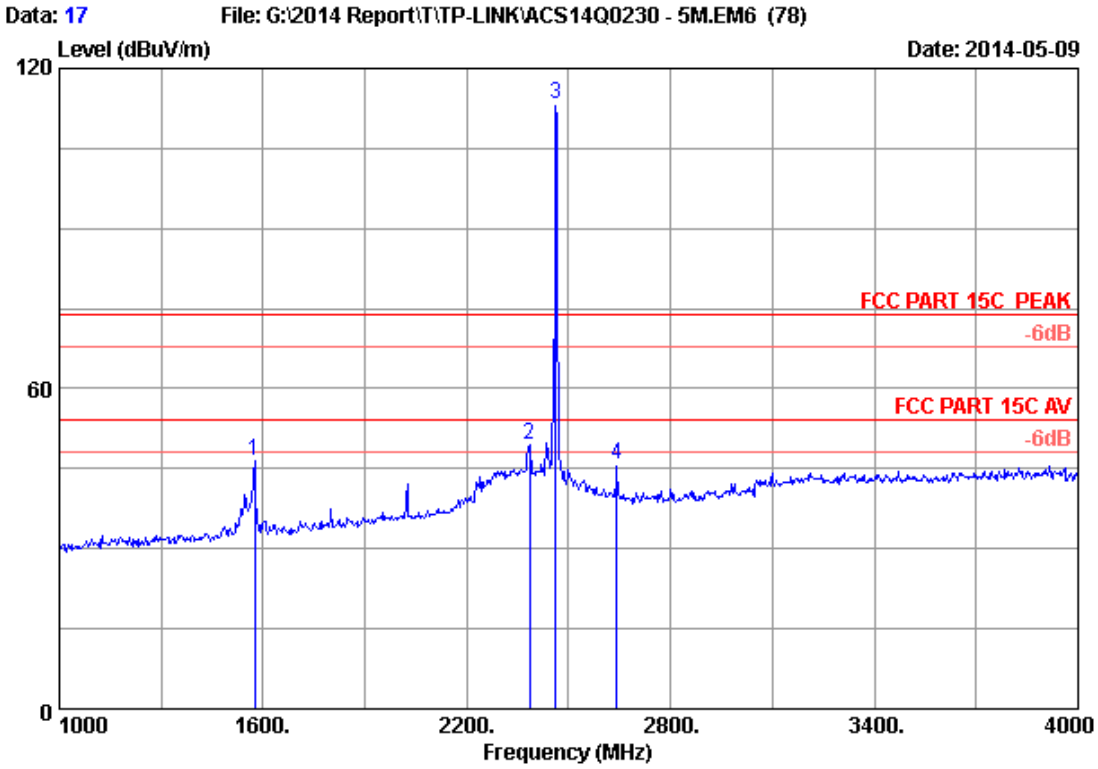

Site no. : 3m Chamber Data no. : 17
Dis. / Ant. : 3m 2013 3115 (4580) Ant. pol. : VERTICAL
Limit : FCC PART 15C PEAK
Env. / Ins. : 24*C/56% Engineer : Leo-Li
EUT : 2.4GHz 300Mbps 9dBi Outdoor CPE
Power Rating : DC 24V From POE Input AC 120V/60Hz
Test Mode : IEEE802.11b 2462MHz Tx
M/N : CPE210

No.	Freq. (MHz)	Ant. Factor (dB/m)	Cable Loss (dB)	AMP factor (dB)	Reading (dBuV)	Emission Level (dBuV/m)	Limits (dBuV/m)	Margin (dB)	Remark
1	1576.000	25.52	4.60	36.17	52.64	46.59	74.00	27.41	Peak
2	2386.000	28.15	5.78	35.70	51.25	49.48	74.00	24.52	Peak
3	2462.000	28.32	5.89	35.70	114.69	113.20	74.00	-39.20	Peak
4	2641.000	28.96	6.15	35.70	46.26	45.67	74.00	28.33	Peak

Remarks: 1. Emission Level= Antenna Factor + Cable Loss + Reading -Amp Factor
2. The emission levels that are 20dB below the official limit are not reported.

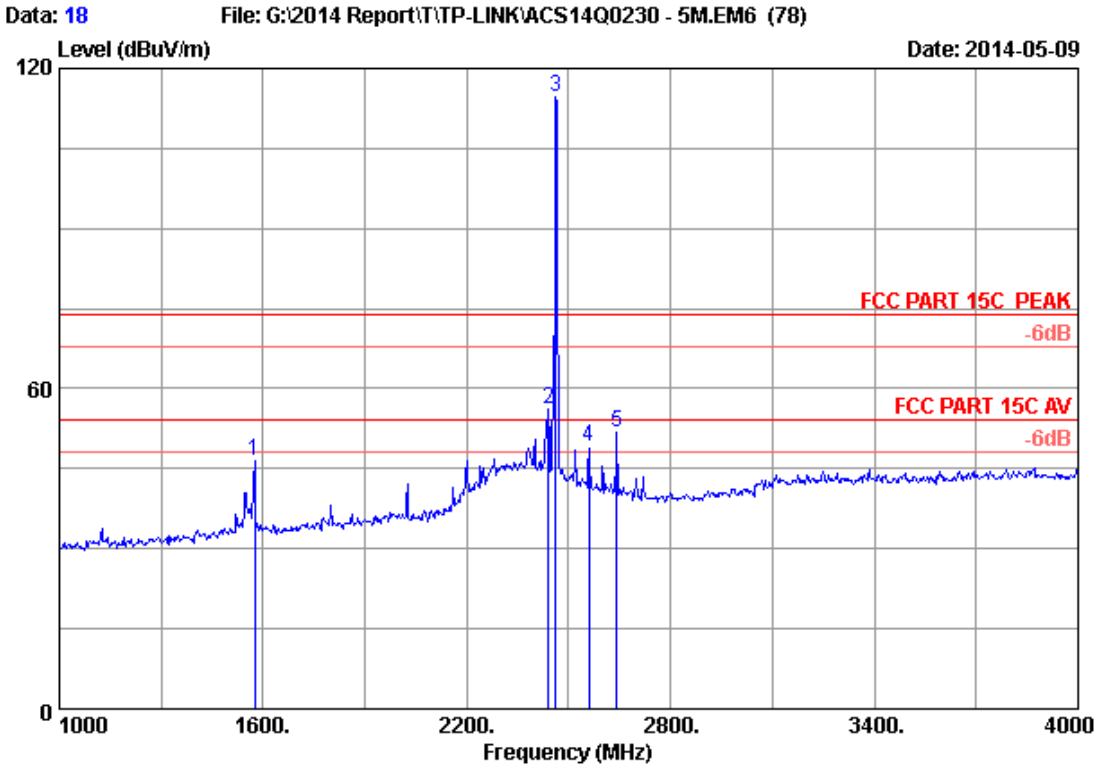

Site no. : 3m Chamber Data no. : 18
Dis. / Ant. : 3m 2013 3115 (4580) Ant. pol. : HORIZONTAL
Limit : FCC PART 15C PEAK
Env. / Ins. : 24*C/56% Engineer : Leo-Li
EUT : 2.4GHz 300Mbps 9dBi Outdoor CPE
Power Rating : DC 24V From POE Input AC 120V/60Hz
Test Mode : IEEE802.11b 2462MHz Tx
M/N : CPE210

No.	Freq. (MHz)	Ant. Factor (dB/m)	Cable Loss (dB)	AMP factor (dB)	Reading (dBuV)	Emission Level (dBuV/m)	Limits (dBuV/m)	Margin (dB)	Remark
1	1576.000	25.52	4.60	36.17	52.56	46.51	74.00	27.49	Peak
2	2440.000	28.27	5.86	35.70	57.62	56.05	74.00	17.95	Peak
3	2462.000	28.32	5.89	35.70	116.27	114.78	74.00	-40.78	Peak
4	2560.000	28.64	6.03	35.70	50.19	49.16	74.00	24.84	Peak
5	2641.000	28.96	6.15	35.70	52.30	51.71	74.00	22.29	Peak

Remarks: 1. Emission Level= Antenna Factor + Cable Loss + Reading -Amp Factor
2. The emission levels that are 20dB below the official limit are not reported.

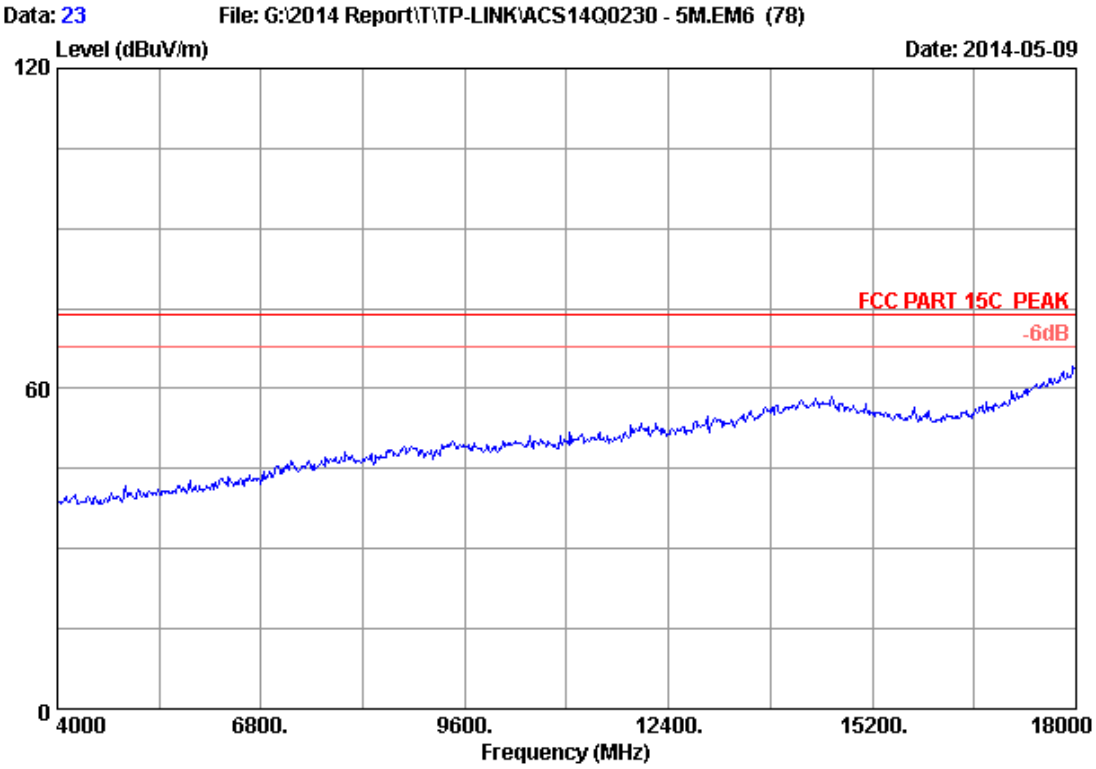


```
Site no.      : 3m Chamber                        Data no.   : 23
Dis. / Ant.   : 3m   2013 3115 (4580)        Ant. pol. : VERTICAL
Limit         : FCC PART 15C  PEAK
Env. / Ins.   : 24*C/56%                     Engineer   : Leo-Li
EUT           : 2.4GHz 300Mbps 9dBi Outdoor CPE
Power Rating  : DC 24V From POE Input AC 120V/60Hz
Test Mode     : IEEE802.11b   2462MHz Tx
M/N           : CPE210
```

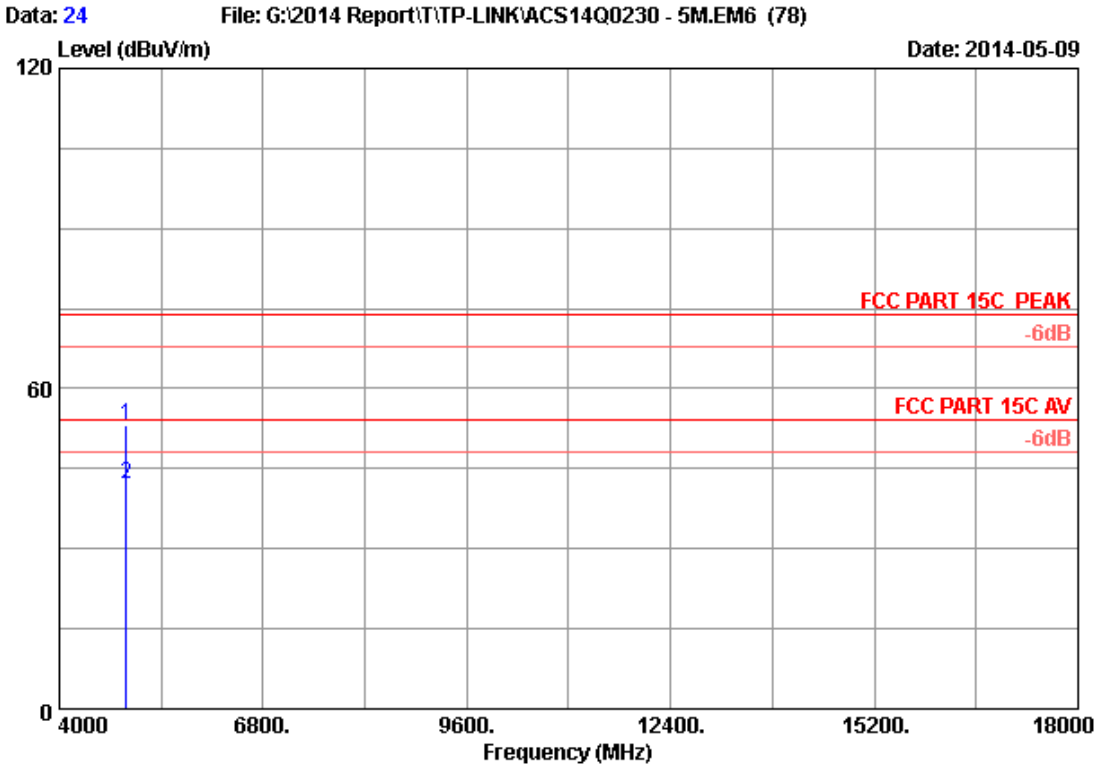

Site no. : 3m Chamber Data no. : 24
Dis. / Ant. : 3m 2013 3115 (4580) Ant. pol. : VERTICAL
Limit : FCC PART 15C PEAK
Env. / Ins. : 24*C/56% Engineer : Leo-Li
EUT : 2.4GHz 300Mbps 9dBi Outdoor CPE
Power Rating : DC 24V From POE Input AC 120V/60Hz
Test Mode : IEEE802.11b 2462MHz Tx
M/N : CPE210

No.	Freq. (MHz)	Ant. Factor (dB/m)	Cable Loss (dB)	AMP factor (dB)	Reading (dBuV)	Emission Level (dBuV/m)	Limits (dBuV/m)	Margin (dB)	Remark
1	4924.000	33.06	8.69	35.70	47.15	53.20	74.00	20.80	Peak
2	4924.000	33.06	8.69	35.70	36.15	42.20	54.00	11.80	Average

Remarks: 1. Emission Level= Antenna Factor + Cable Loss + Reading -Amp Factor
2. The emission levels that are 20dB below the official limit are not reported.

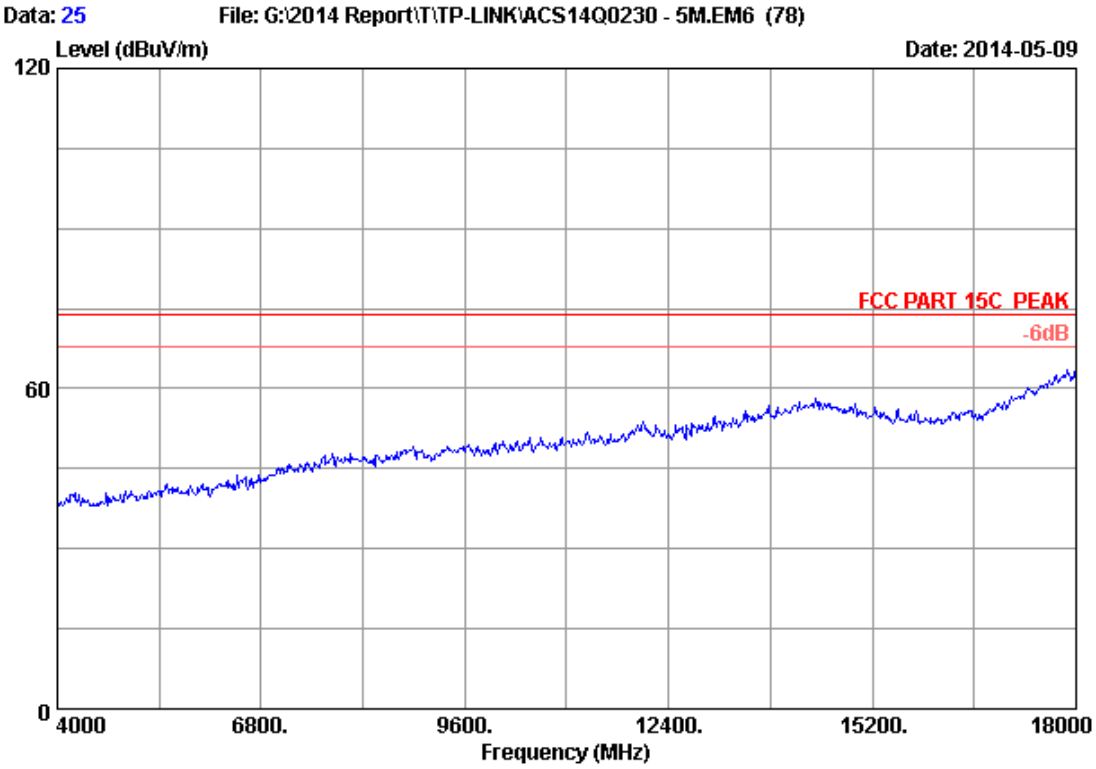


```
Site no.      : 3m Chamber                        Data no.   : 25
Dis. / Ant.   : 3m   2013 3115 (4580)        Ant. pol. : HORIZONTAL
Limit         : FCC PART 15C  PEAK
Env. / Ins.   : 24*C/56%                     Engineer   : Leo-Li
EUT           : 2.4GHz 300Mbps 9dBi Outdoor CPE
Power Rating  : DC 24V From POE Input AC 120V/60Hz
Test Mode     : IEEE802.11b   2462MHz Tx
M/N           : CPE210
```

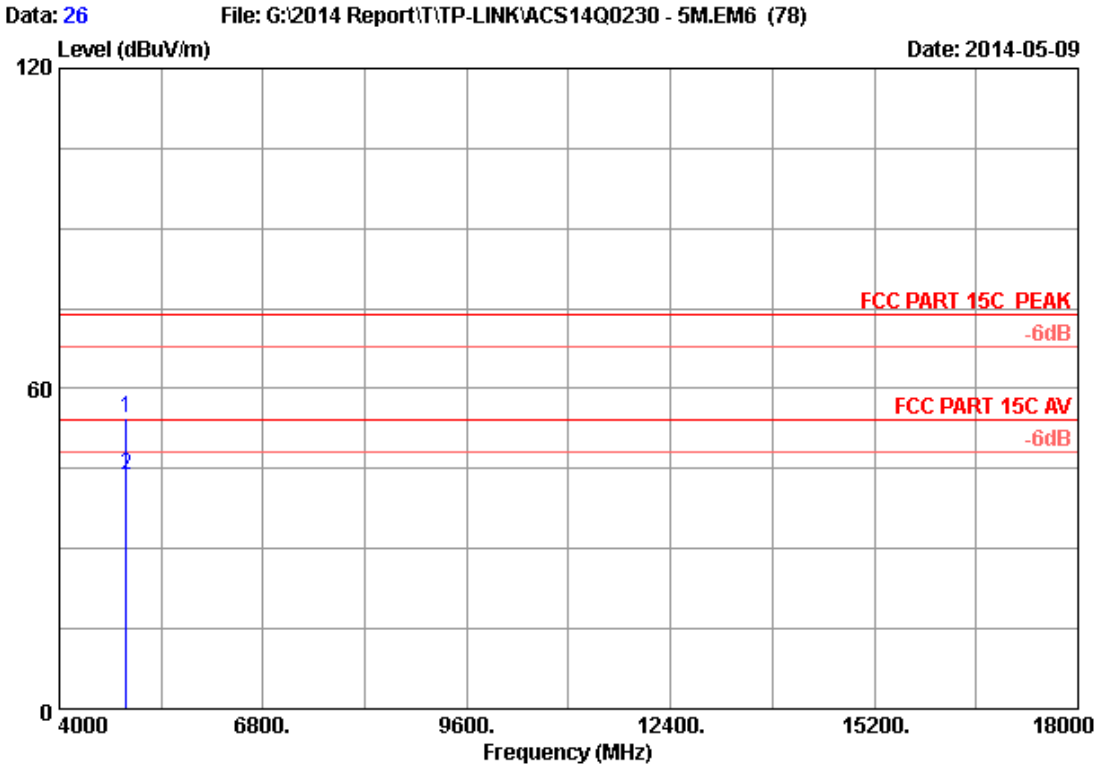

Site no. : 3m Chamber Data no. : 26
Dis. / Ant. : 3m 2013 3115 (4580) Ant. pol. : HORIZONTAL
Limit : FCC PART 15C PEAK
Env. / Ins. : 24*C/56% Engineer : Leo-Li
EUT : 2.4GHz 300Mbps 9dBi Outdoor CPE
Power Rating : DC 24V From POE Input AC 120V/60Hz
Test Mode : IEEE802.11b 2462MHz Tx
M/N : CPE210

No.	Freq. (MHz)	Ant. Factor (dB/m)	Cable Loss (dB)	AMP factor (dB)	Reading (dBuV)	Emission Level (dBuV/m)	Limits (dBuV/m)	Margin (dB)	Remark
1	4924.000	33.06	8.69	35.70	48.51	54.56	74.00	19.44	Peak
2	4924.000	33.06	8.69	35.70	37.65	43.70	54.00	10.30	Average

Remarks: 1. Emission Level= Antenna Factor + Cable Loss + Reading -Amp Factor
2. The emission levels that are 20dB below the official limit are not reported.

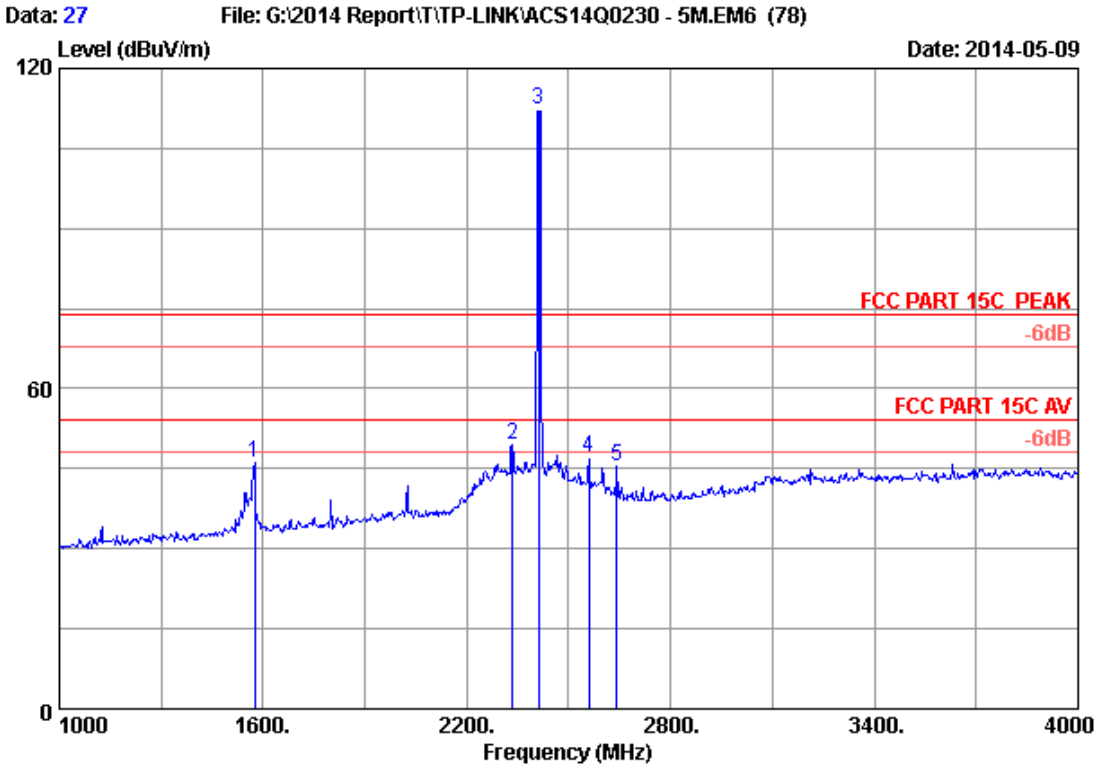

Site no. : 3m Chamber Data no. : 27
Dis. / Ant. : 3m 2013 3115 (4580) Ant. pol. : VERTICAL
Limit : FCC PART 15C PEAK
Env. / Ins. : 24*C/56% Engineer : Leo-Li
EUT : 2.4GHz 300Mbps 9dBi Outdoor CPE
Power Rating : DC 24V From POE Input AC 120V/60Hz
Test Mode : IEEE802.11g 2412MHz Tx
M/N : CPE210

No.	Freq. (MHz)	Ant. Factor (dB/m)	Cable Loss (dB)	AMP factor (dB)	Reading (dBuV)	Emission Level (dBuV/m)	Limits (dBuV/m)	Margin (dB)	Remark
1	1576.000	25.52	4.60	36.17	52.12	46.07	74.00	27.93	Peak
2	2335.000	28.04	5.70	35.70	51.43	49.47	74.00	24.53	Peak
3	2412.000	28.21	5.81	35.70	114.07	112.39	74.00	-38.39	Peak
4	2560.000	28.64	6.03	35.70	48.02	46.99	74.00	27.01	Peak
5	2641.000	28.96	6.15	35.70	46.03	45.44	74.00	28.56	Peak

Remarks: 1. Emission Level= Antenna Factor + Cable Loss + Reading -Amp Factor
2. The emission levels that are 20dB below the official limit are not reported.

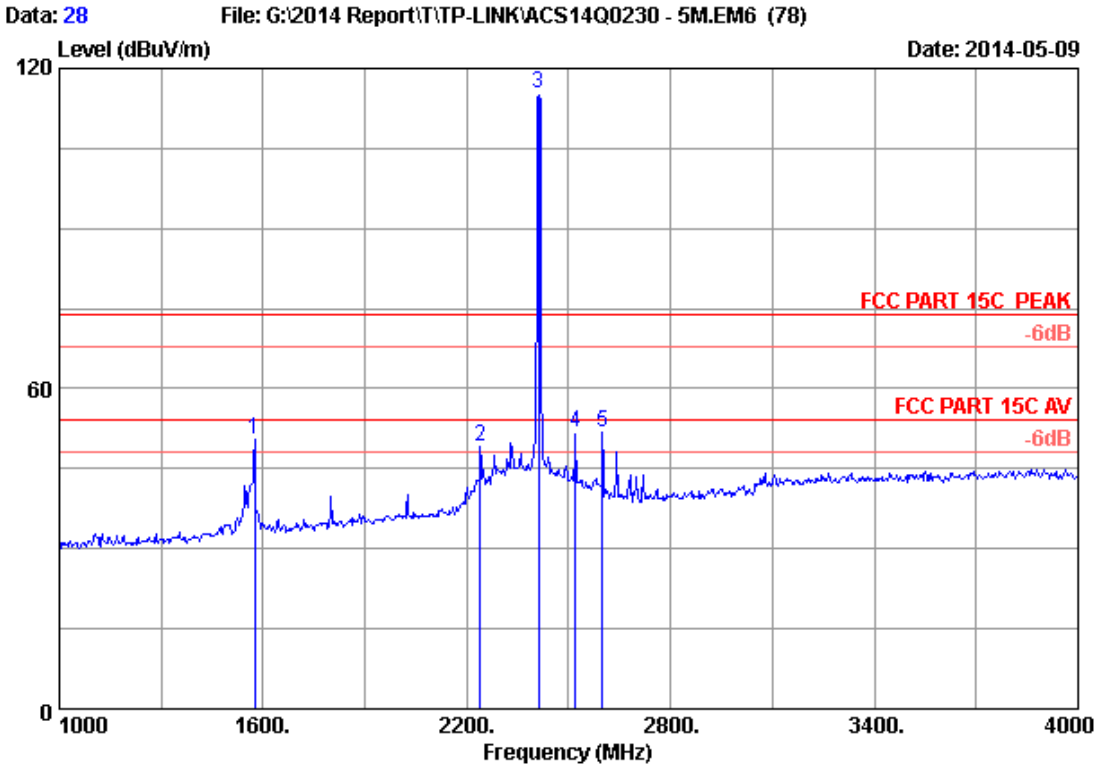

Site no. : 3m Chamber Data no. : 28
Dis. / Ant. : 3m 2013 3115 (4580) Ant. pol. : HORIZONTAL
Limit : FCC PART 15C PEAK
Env. / Ins. : 24*C/56% Engineer : Leo-Li
EUT : 2.4GHz 300Mbps 9dBi Outdoor CPE
Power Rating : DC 24V From POE Input AC 120V/60Hz
Test Mode : IEEE802.11g 2412MHz Tx
M/N : CPE210

No.	Freq. (MHz)	Ant. Factor (dB/m)	Cable Loss (dB)	AMP factor (dB)	Reading (dBuV)	Emission Level (dBuV/m)	Limits (dBuV/m)	Margin (dB)	Remark
1	1576.000	25.52	4.60	36.17	56.47	50.42	74.00	23.58	Peak
2	2239.000	27.83	5.56	35.70	51.59	49.28	74.00	24.72	Peak
3	2412.000	28.21	5.81	35.70	116.95	115.27	74.00	-41.27	Peak
4	2521.000	28.48	5.97	35.70	53.17	51.92	74.00	22.08	Peak
5	2599.000	28.80	6.09	35.70	52.51	51.70	74.00	22.30	Peak

Remarks: 1. Emission Level= Antenna Factor + Cable Loss + Reading -Amp Factor
2. The emission levels that are 20dB below the official limit are not reported.

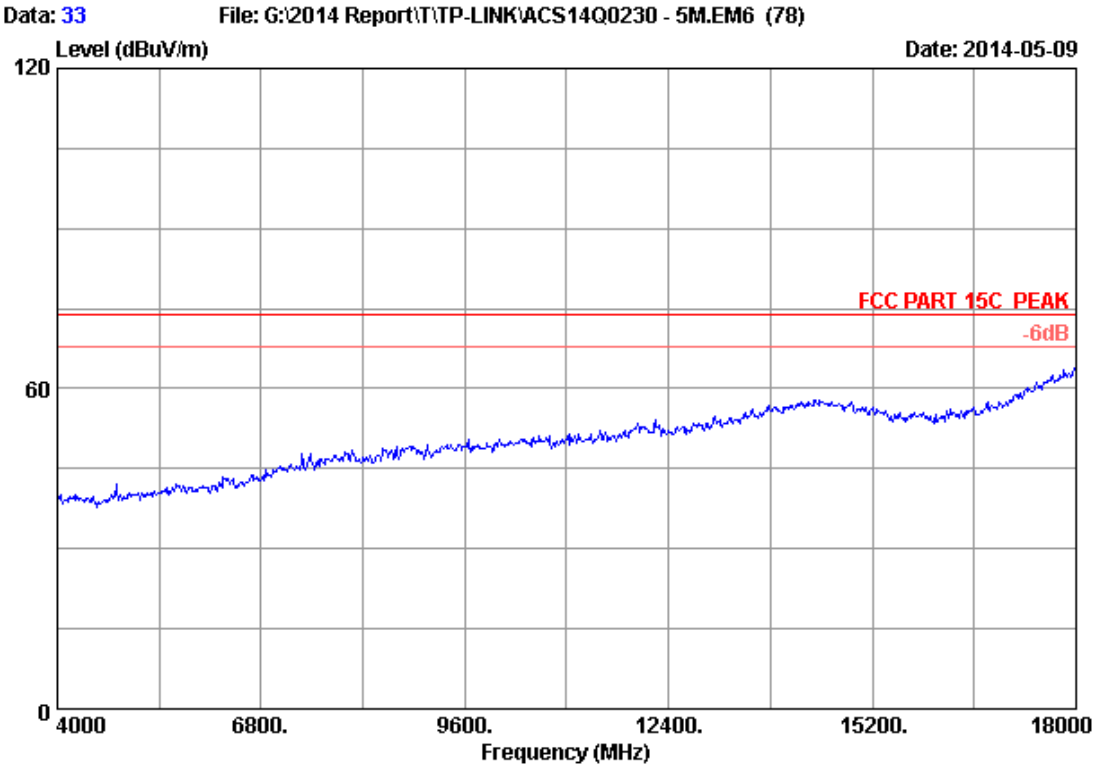


```
Site no.      : 3m Chamber                        Data no.   : 33
Dis. / Ant.   : 3m   2013 3115 (4580)        Ant. pol. : VERTICAL
Limit         : FCC PART 15C  PEAK
Env. / Ins.   : 24*C/56%                     Engineer   : Leo-Li
EUT           : 2.4GHz 300Mbps 9dBi Outdoor CPE
Power Rating  : DC 24V From POE Input AC 120V/60Hz
Test Mode     : IEEE802.11g   2412MHz Tx
M/N           : CPE210
```

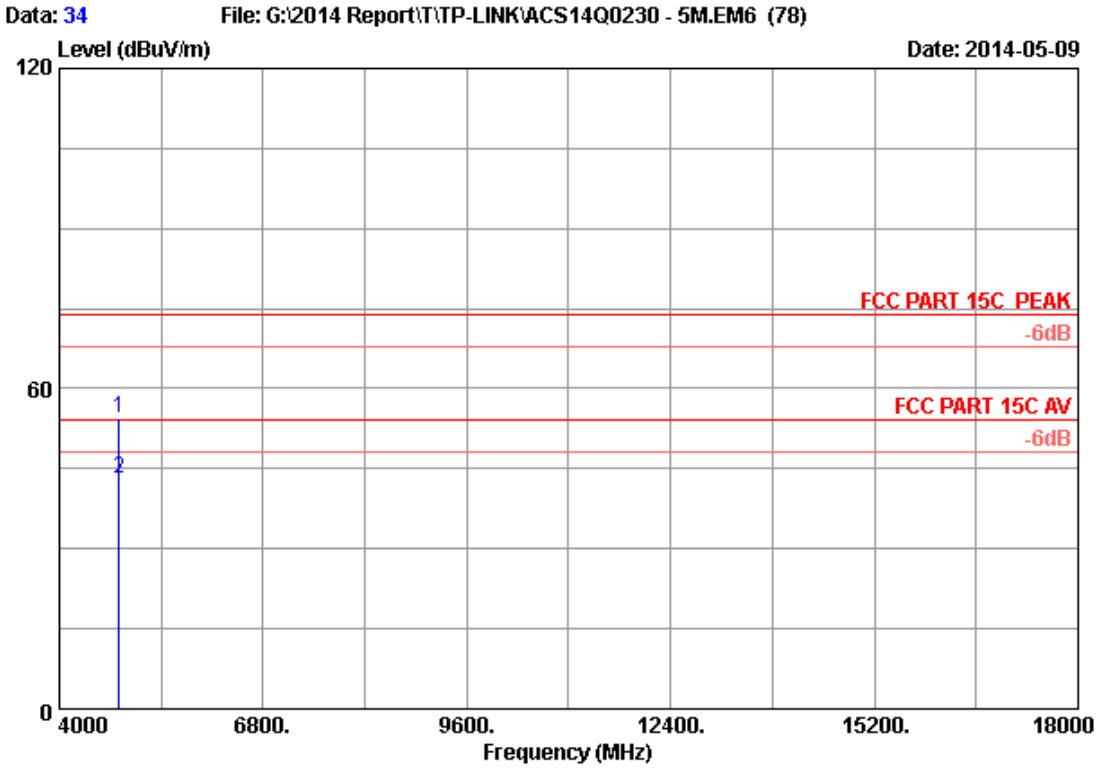

Site no. : 3m Chamber Data no. : 34
Dis. / Ant. : 3m 2013 3115 (4580) Ant. pol. : VERTICAL
Limit : FCC PART 15C PEAK
Env. / Ins. : 24*C/56% Engineer : Leo-Li
EUT : 2.4GHz 300Mbps 9dBi Outdoor CPE
Power Rating : DC 24V From POE Input AC 120V/60Hz
Test Mode : IEEE802.11g 2412MHz Tx
M/N : CPE210

No.	Freq. (MHz)	Ant. Factor (dB/m)	Cable Loss (dB)	AMP factor (dB)	Reading (dBuV)	Emission Level (dBuV/m)	Limits (dBuV/m)	Margin (dB)	Remark
1	4824.000	32.88	8.58	35.70	48.68	54.44	74.00	19.56	Peak
2	4824.000	32.88	8.58	35.70	37.44	43.20	54.00	10.80	Average

Remarks: 1. Emission Level= Antenna Factor + Cable Loss + Reading -Amp Factor
2. The emission levels that are 20dB below the official limit are not reported.

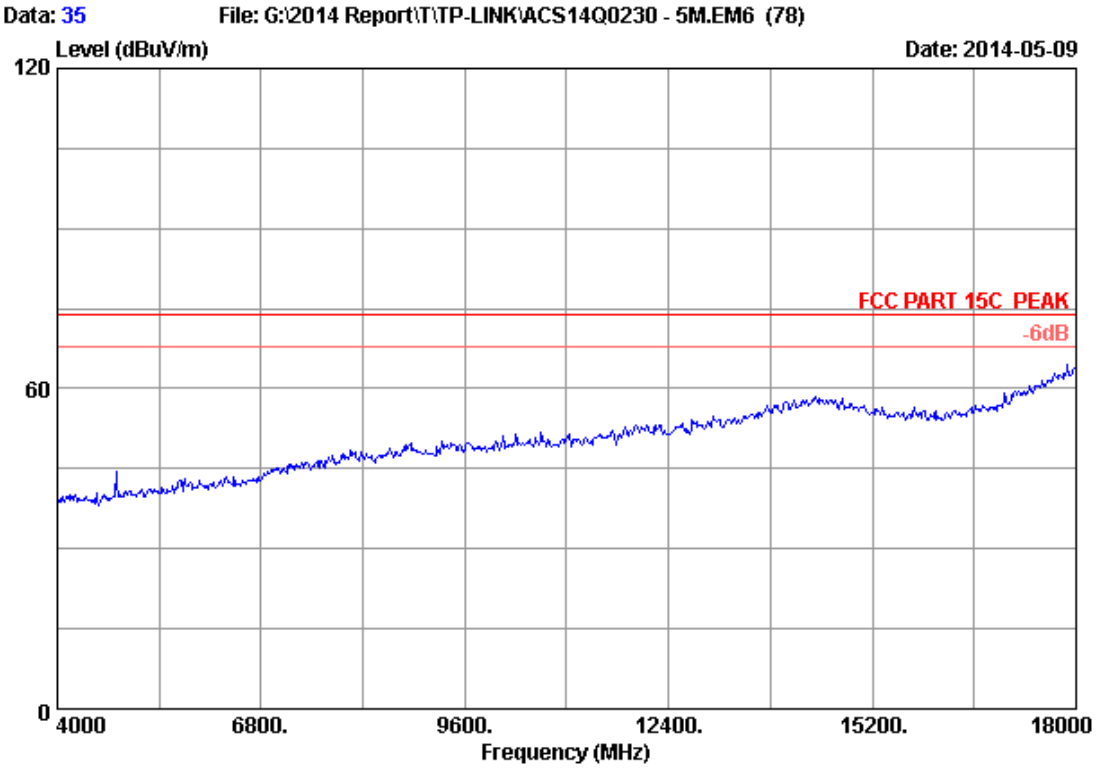


```
Site no.      : 3m Chamber                        Data no.   : 35
Dis. / Ant.   : 3m   2013 3115 (4580)        Ant. pol. : HORIZONTAL
Limit         : FCC PART 15C  PEAK
Env. / Ins.   : 24*C/56%                     Engineer   : Leo-Li
EUT           : 2.4GHz 300Mbps 9dBi Outdoor CPE
Power Rating  : DC 24V From POE Input AC 120V/60Hz
Test Mode     : IEEE802.11g   2412MHz Tx
M/N           : CPE210
```

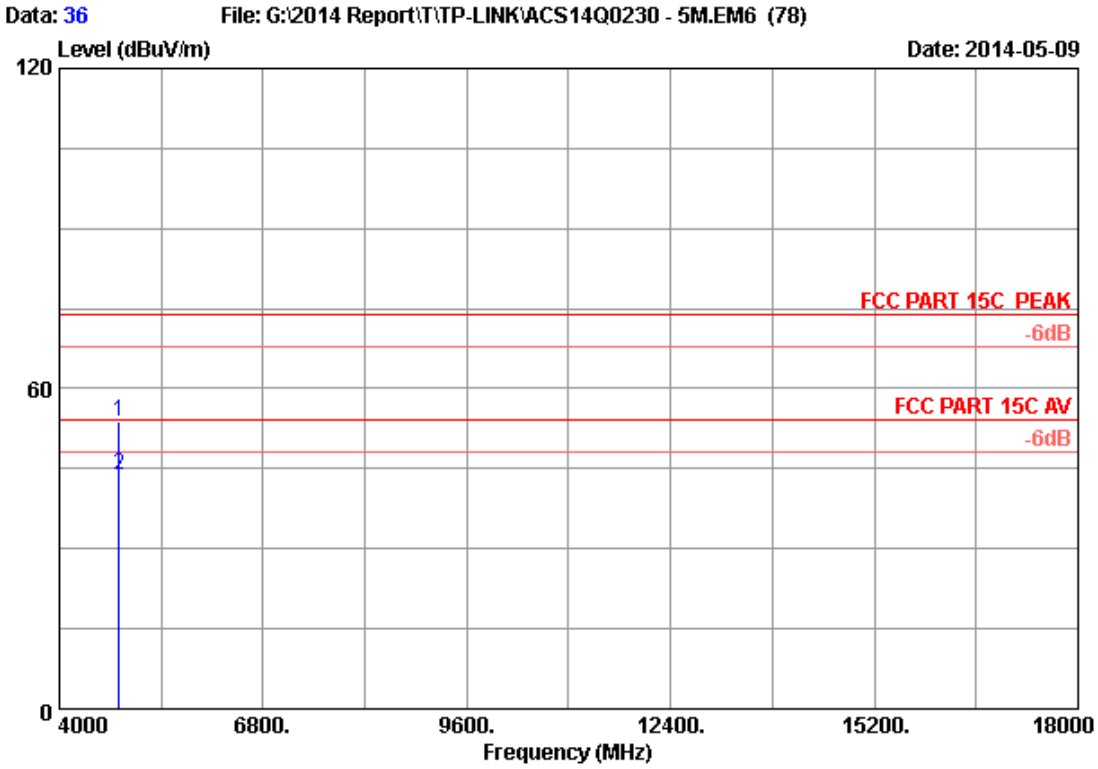

Site no. : 3m Chamber Data no. : 36
Dis. / Ant. : 3m 2013 3115 (4580) Ant. pol. : HORIZONTAL
Limit : FCC PART 15C PEAK
Env. / Ins. : 24*C/56% Engineer : Leo-Li
EUT : 2.4GHz 300Mbps 9dBi Outdoor CPE
Power Rating : DC 24V From POE Input AC 120V/60Hz
Test Mode : IEEE802.11g 2412MHz Tx
M/N : CPE210

No.	Freq. (MHz)	Ant. Factor (dB/m)	Cable Loss (dB)	AMP factor (dB)	Reading (dBuV)	Emission Level (dBuV/m)	Limits (dBuV/m)	Margin (dB)	Remark
1	4824.000	32.88	8.58	35.70	48.17	53.93	74.00	20.07	Peak
2	4824.000	32.88	8.58	35.70	38.15	43.91	54.00	10.09	Average

Remarks: 1. Emission Level= Antenna Factor + Cable Loss + Reading -Amp Factor
2. The emission levels that are 20dB below the official limit are not reported.

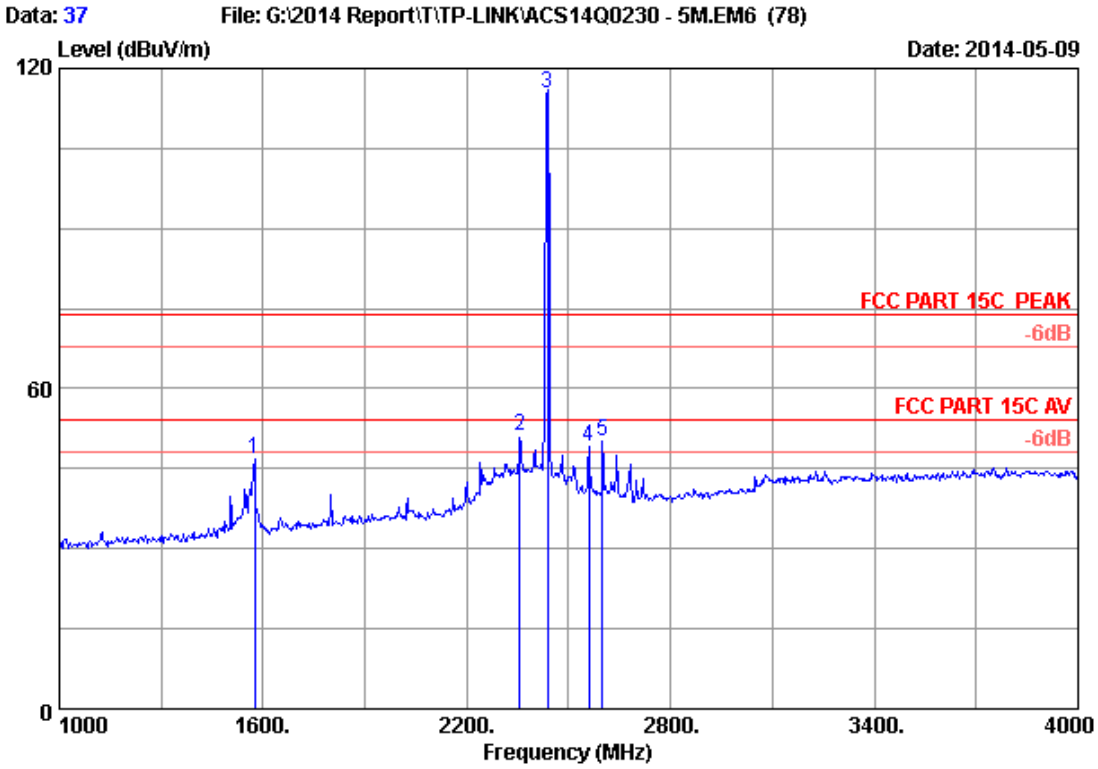

Site no. : 3m Chamber Data no. : 37
Dis. / Ant. : 3m 2013 3115 (4580) Ant. pol. : HORIZONTAL
Limit : FCC PART 15C PEAK
Env. / Ins. : 24*C/56% Engineer : Leo-Li
EUT : 2.4GHz 300Mbps 9dBi Outdoor CPE
Power Rating : DC 24V From POE Input AC 120V/60Hz
Test Mode : IEEE802.11g 2437MHz Tx
M/N : CPE210

No.	Freq. (MHz)	Ant. Factor (dB/m)	Cable Loss (dB)	AMP factor (dB)	Reading (dBuV)	Emission Level (dBuV/m)	Limits (dBuV/m)	Margin (dB)	Remark
1	1576.000	25.52	4.60	36.17	52.98	46.93	74.00	27.07	Peak
2	2356.000	28.08	5.73	35.70	53.13	51.24	74.00	22.76	Peak
3	2437.000	28.26	5.85	35.70	117.03	115.44	74.00	-41.44	Peak
4	2560.000	28.64	6.03	35.70	50.25	49.22	74.00	24.78	Peak
5	2599.000	28.80	6.09	35.70	50.87	50.06	74.00	23.94	Peak

Remarks: 1. Emission Level= Antenna Factor + Cable Loss + Reading -Amp Factor
2. The emission levels that are 20dB below the official limit are not reported.

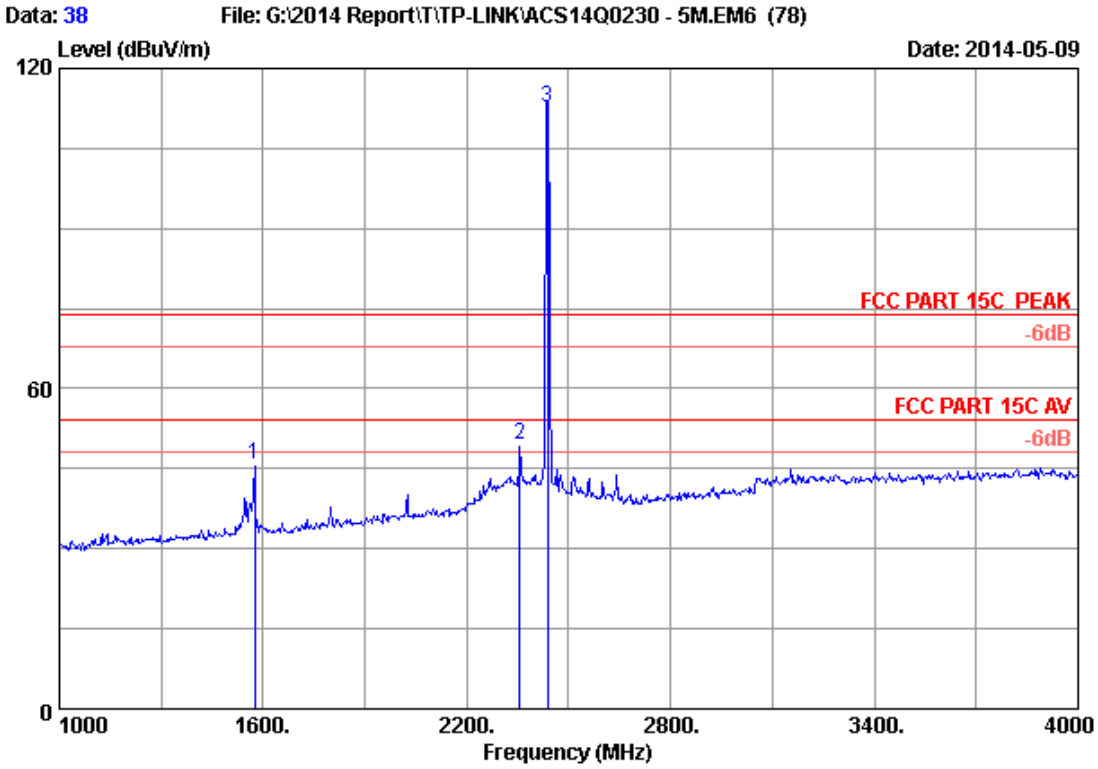

Site no. : 3m Chamber Data no. : 38
Dis. / Ant. : 3m 2013 3115 (4580) Ant. pol. : VERTICAL
Limit : FCC PART 15C PEAK
Env. / Ins. : 24*C/56% Engineer : Leo-Li
EUT : 2.4GHz 300Mbps 9dBi Outdoor CPE
Power Rating : DC 24V From POE Input AC 120V/60Hz
Test Mode : IEEE802.11g 2437MHz Tx
M/N : CPE210

No.	Freq. (MHz)	Ant. Factor (dB/m)	Cable Loss (dB)	AMP factor (dB)	Reading (dBuV)	Emission Level (dBuV/m)	Limits (dBuV/m)	Margin (dB)	Remark
1	1576.000	25.52	4.60	36.17	51.84	45.79	74.00	28.21	Peak
2	2356.000	28.08	5.73	35.70	51.45	49.56	74.00	24.44	Peak
3	2437.000	28.26	5.85	35.70	114.27	112.68	74.00	-38.68	Peak

Remarks: 1. Emission Level= Antenna Factor + Cable Loss + Reading -Amp Factor
2. The emission levels that are 20dB below the official limit are not reported.

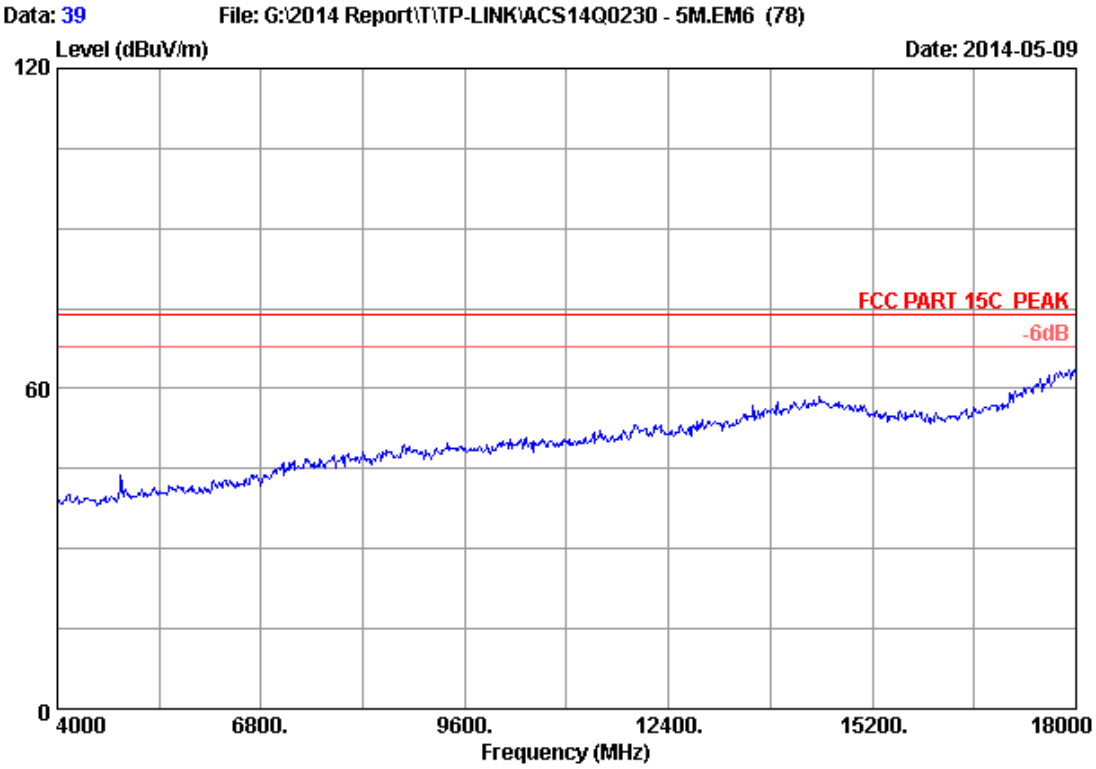


```
Site no.      : 3m Chamber                        Data no.   : 39
Dis. / Ant.   : 3m   2013 3115 (4580)        Ant. pol. : VERTICAL
Limit         : FCC PART 15C  PEAK
Env. / Ins.   : 24*C/56%                     Engineer   : Leo-Li
EUT           : 2.4GHz 300Mbps 9dBi Outdoor CPE
Power Rating  : DC 24V From POE Input AC 120V/60Hz
Test Mode     : IEEE802.11g   2437MHz Tx
M/N           : CPE210
```

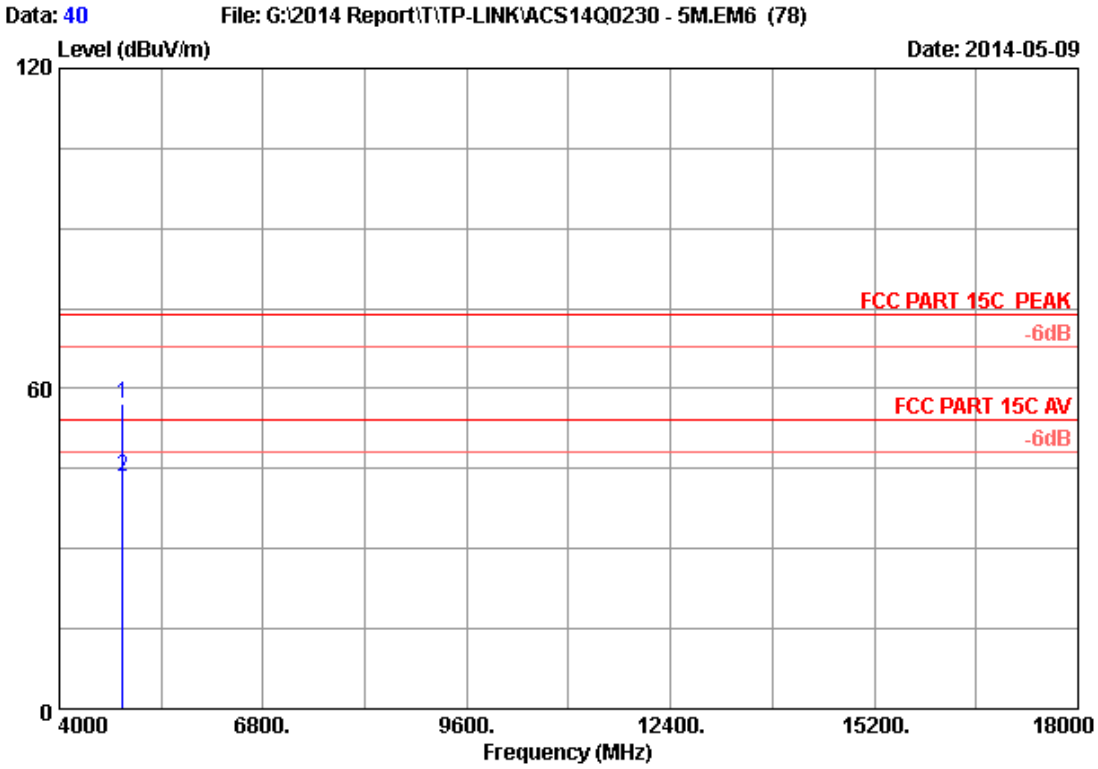

Site no. : 3m Chamber Data no. : 40
Dis. / Ant. : 3m 2013 3115 (4580) Ant. pol. : VERTICAL
Limit : FCC PART 15C PEAK
Env. / Ins. : 24*C/56% Engineer : Leo-Li
EUT : 2.4GHz 300Mbps 9dBi Outdoor CPE
Power Rating : DC 24V From POE Input AC 120V/60Hz
Test Mode : IEEE802.11g 2437MHz Tx
M/N : CPE210

No.	Freq. (MHz)	Ant. Factor (dB/m)	Cable Loss (dB)	AMP factor (dB)	Reading (dBuV)	Emission Level (dBuV/m)	Limits (dBuV/m)	Margin (dB)	Remark
1	4874.000	32.97	8.63	35.70	51.25	57.15	74.00	16.85	Peak
2	4874.000	32.97	8.63	35.70	37.60	43.50	54.00	10.50	Average

Remarks: 1. Emission Level= Antenna Factor + Cable Loss + Reading -Amp Factor
2. The emission levels that are 20dB below the official limit are not reported.

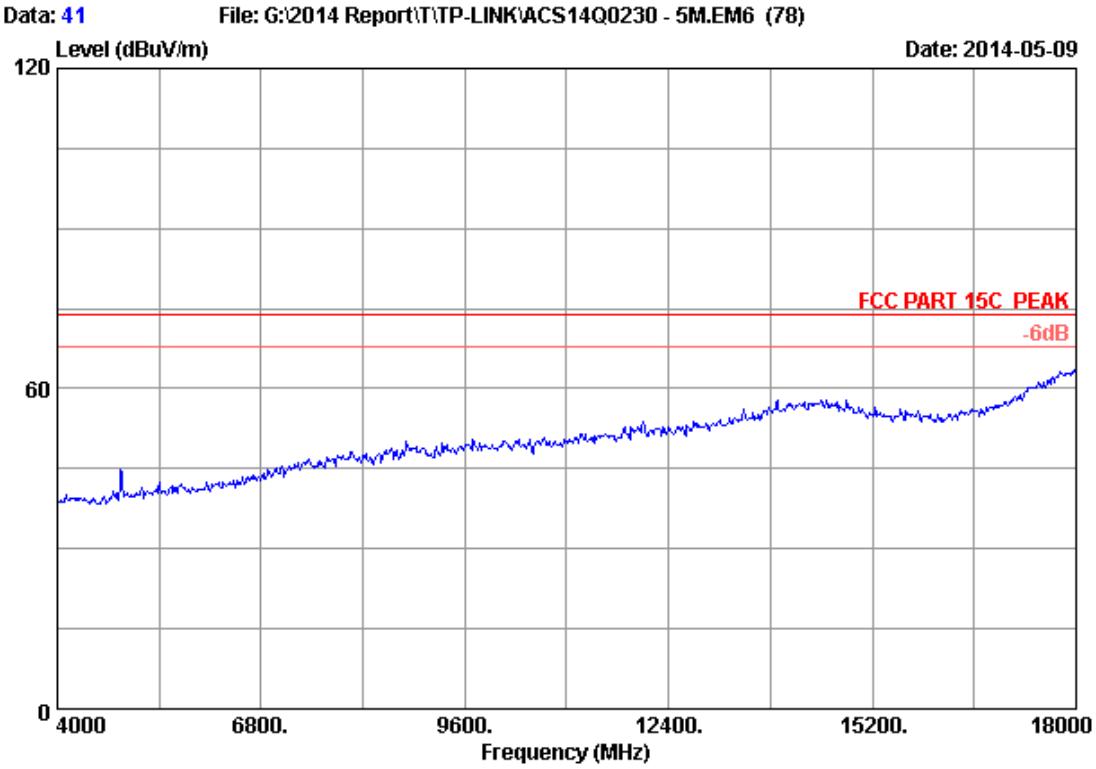


```
Site no.      : 3m Chamber                        Data no.   : 41
Dis. / Ant.   : 3m   2013 3115 (4580)        Ant. pol. : HORIZONTAL
Limit         : FCC PART 15C  PEAK
Env. / Ins.   : 24*C/56%                     Engineer   : Leo-Li
EUT           : 2.4GHz 300Mbps 9dBi Outdoor CPE
Power Rating  : DC 24V From POE Input AC 120V/60Hz
Test Mode     : IEEE802.11g   2437MHz Tx
M/N           : CPE210
```

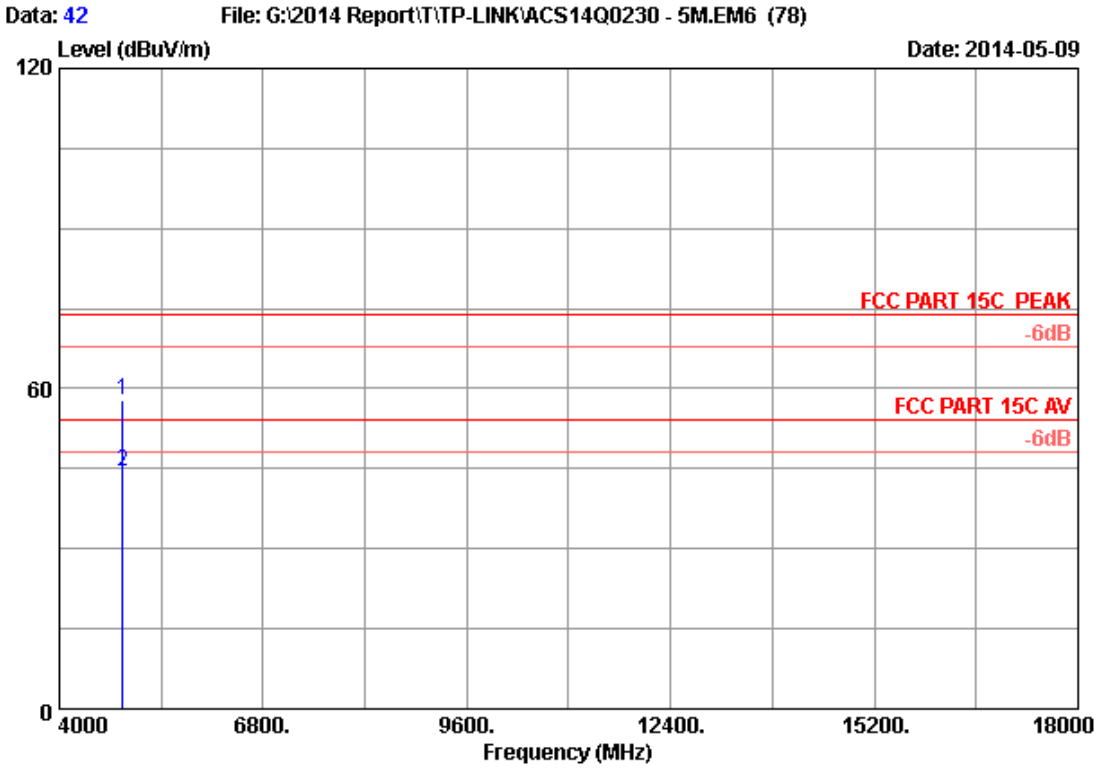

Site no. : 3m Chamber Data no. : 42
Dis. / Ant. : 3m 2013 3115 (4580) Ant. pol. : HORIZONTAL
Limit : FCC PART 15C PEAK
Env. / Ins. : 24*C/56% Engineer : Leo-Li
EUT : 2.4GHz 300Mbps 9dBi Outdoor CPE
Power Rating : DC 24V From POE Input AC 120V/60Hz
Test Mode : IEEE802.11g 2437MHz Tx
M/N : CPE210

No.	Freq. (MHz)	Ant. Factor (dB/m)	Cable Loss (dB)	AMP factor (dB)	Reading (dBuV)	Emission Level (dBuV/m)	Limits (dBuV/m)	Margin (dB)	Remark
1	4874.000	32.97	8.63	35.70	51.85	57.75	74.00	16.25	Peak
2	4874.000	32.97	8.63	35.70	38.66	44.56	54.00	9.44	Average

Remarks: 1. Emission Level= Antenna Factor + Cable Loss + Reading -Amp Factor
2. The emission levels that are 20dB below the official limit are not reported.

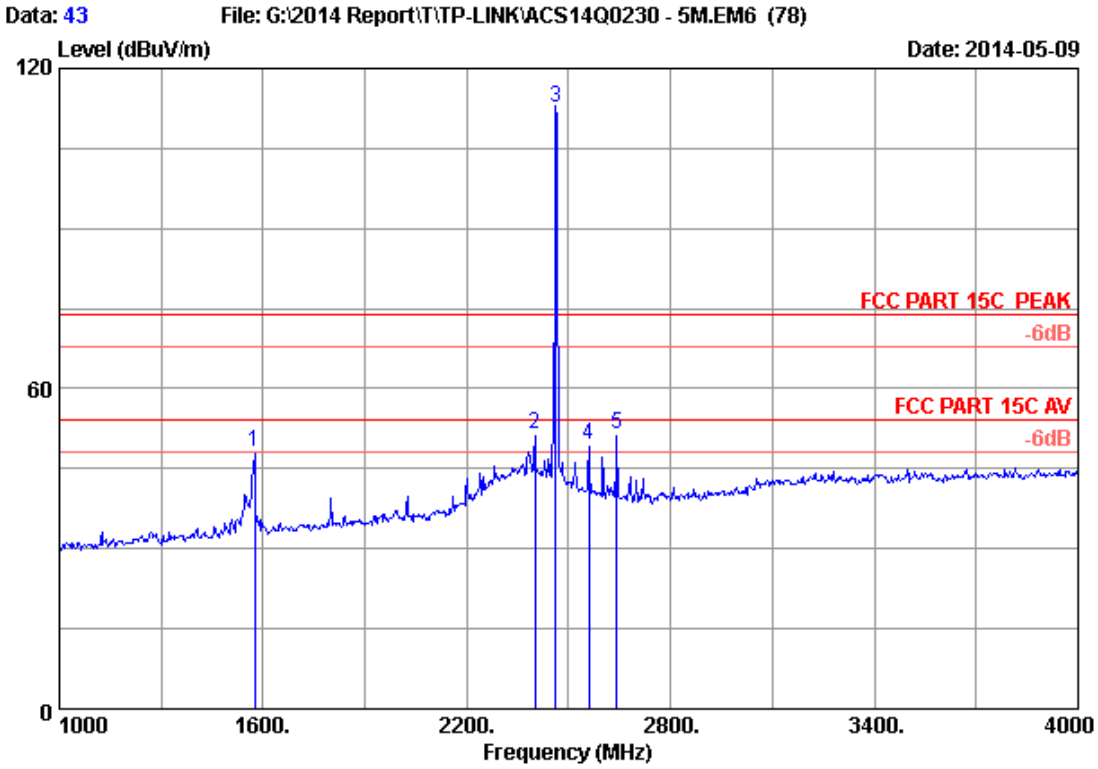

Site no. : 3m Chamber Data no. : 43
Dis. / Ant. : 3m 2013 3115 (4580) Ant. pol. : HORIZONTAL
Limit : FCC PART 15C PEAK
Env. / Ins. : 24*C/56% Engineer : Leo-Li
EUT : 2.4GHz 300Mbps 9dBi Outdoor CPE
Power Rating : DC 24V From POE Input AC 120V/60Hz
Test Mode : IEEE802.11g 2462MHz Tx
M/N : CPE210

No.	Freq. (MHz)	Ant. Factor (dB/m)	Cable Loss (dB)	AMP factor (dB)	Reading (dBuV)	Emission Level (dBuV/m)	Limits (dBuV/m)	Margin (dB)	Remark
1	1576.000	25.52	4.60	36.17	54.13	48.08	74.00	25.92	Peak
2	2401.000	28.18	5.80	35.70	53.09	51.37	74.00	22.63	Peak
3	2462.000	28.32	5.89	35.70	114.08	112.59	74.00	-38.59	Peak
4	2560.000	28.64	6.03	35.70	50.53	49.50	74.00	24.50	Peak
5	2641.000	28.96	6.15	35.70	52.06	51.47	74.00	22.53	Peak

Remarks: 1. Emission Level= Antenna Factor + Cable Loss + Reading -Amp Factor
2. The emission levels that are 20dB below the official limit are not reported.

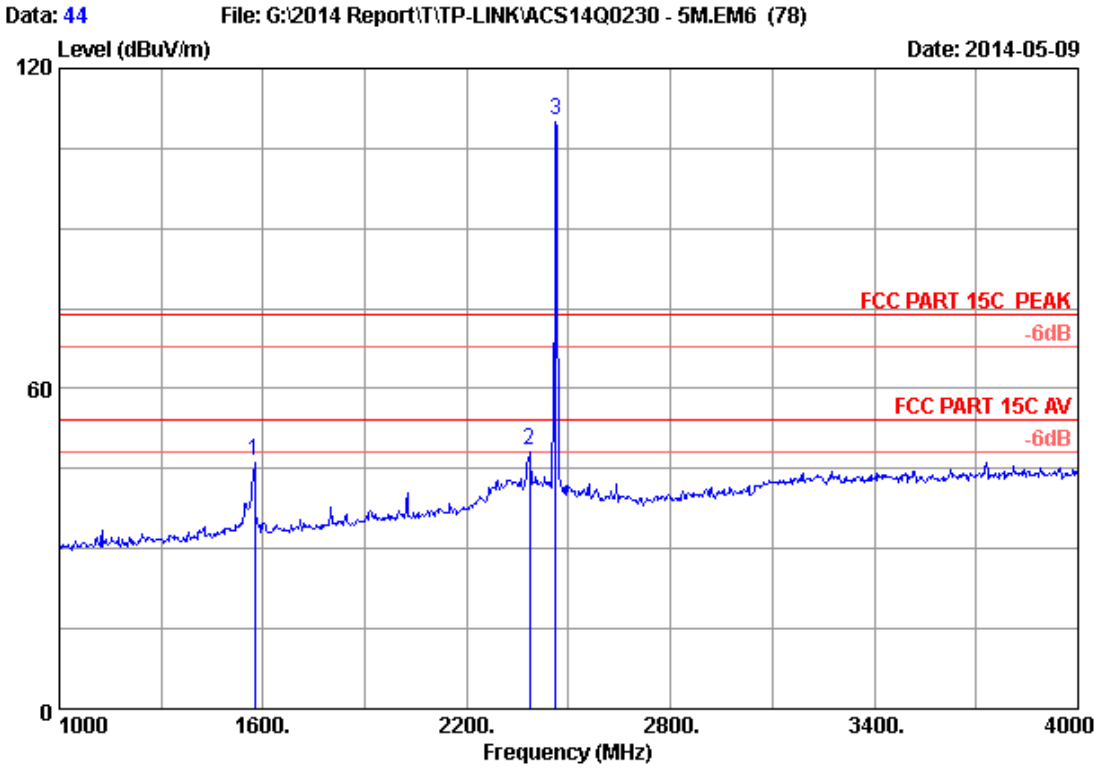

Site no. : 3m Chamber Data no. : 44
Dis. / Ant. : 3m 2013 3115 (4580) Ant. pol. : VERTICAL
Limit : FCC PART 15C PEAK
Env. / Ins. : 24*C/56% Engineer : Leo-Li
EUT : 2.4GHz 300Mbps 9dBi Outdoor CPE
Power Rating : DC 24V From POE Input AC 120V/60Hz
Test Mode : IEEE802.11g 2462MHz Tx
M/N : CPE210

No.	Freq. (MHz)	Ant. Factor (dB/m)	Cable Loss (dB)	AMP factor (dB)	Reading (dBuV)	Emission Level (dBuV/m)	Limits (dBuV/m)	Margin (dB)	Remark
1	1576.000	25.52	4.60	36.17	52.64	46.59	74.00	27.41	Peak
2	2386.000	28.15	5.78	35.70	50.11	48.34	74.00	25.66	Peak
3	2462.000	28.32	5.89	35.70	111.76	110.27	74.00	-36.27	Peak

Remarks: 1. Emission Level= Antenna Factor + Cable Loss + Reading -Amp Factor
2. The emission levels that are 20dB below the official limit are not reported.

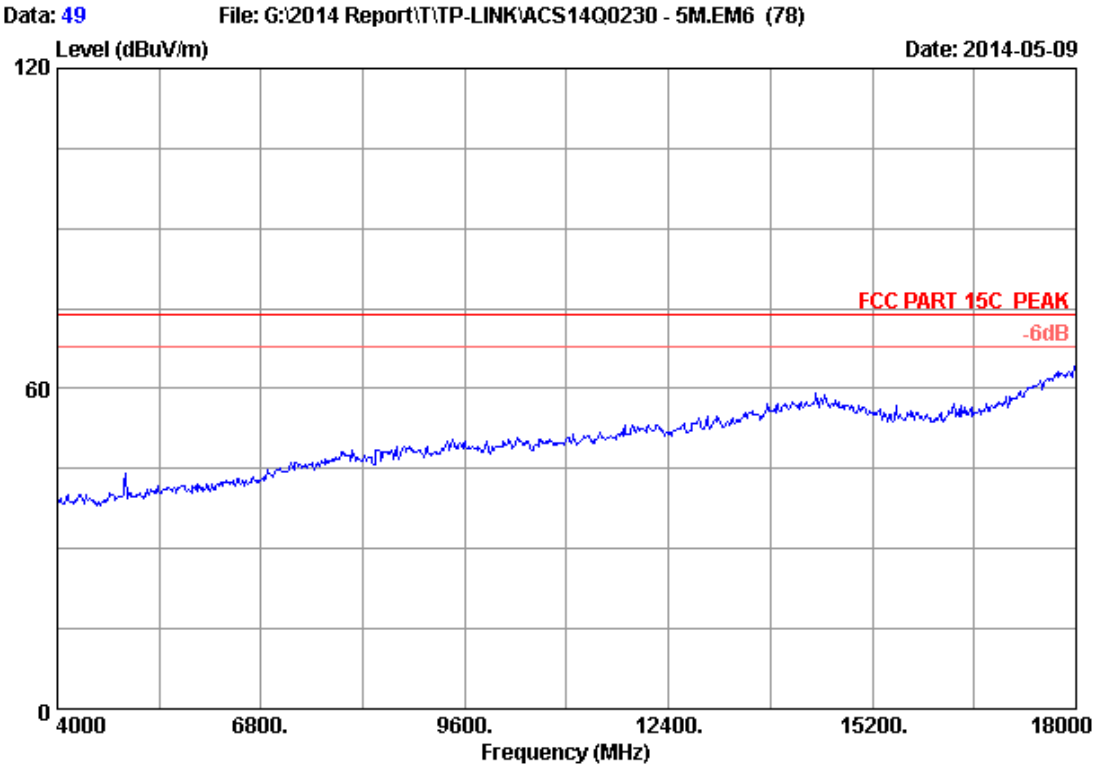


```
Site no.      : 3m Chamber                        Data no.   : 49
Dis. / Ant.   : 3m   2013 3115 (4580)        Ant. pol. : HORIZONTAL
Limit         : FCC PART 15C  PEAK
Env. / Ins.   : 24*C/56%                     Engineer   : Leo-Li
EUT           : 2.4GHz 300Mbps 9dBi Outdoor CPE
Power Rating  : DC 24V From POE Input AC 120V/60Hz
Test Mode     : IEEE802.11g   2462MHz Tx
M/N           : CPE210
```

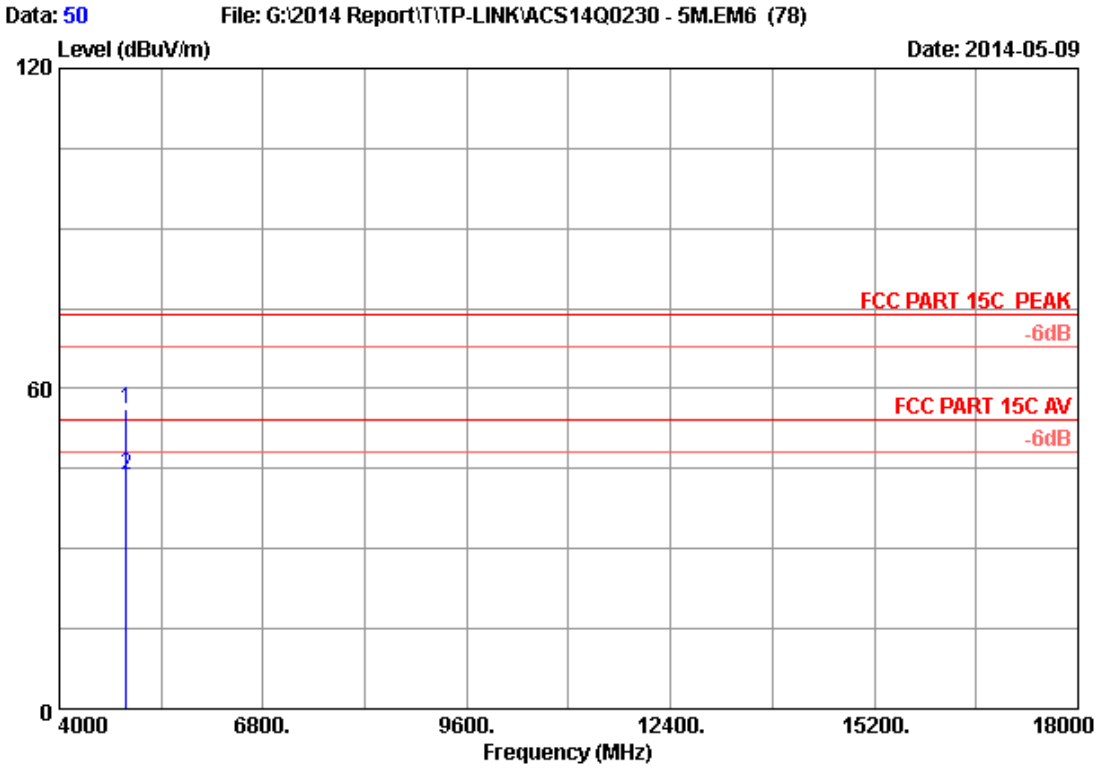

Site no. : 3m Chamber Data no. : 50
Dis. / Ant. : 3m 2013 3115 (4580) Ant. pol. : HORIZONTAL
Limit : FCC PART 15C PEAK
Env. / Ins. : 24*C/56% Engineer : Leo-Li
EUT : 2.4GHz 300Mbps 9dBi Outdoor CPE
Power Rating : DC 24V From POE Input AC 120V/60Hz
Test Mode : IEEE802.11g 2462MHz Tx
M/N : CPE210

No.	Freq. (MHz)	Ant. Factor (dB/m)	Cable Loss (dB)	AMP factor (dB)	Reading (dBuV)	Emission Level (dBuV/m)	Limits (dBuV/m)	Margin (dB)	Remark
1	4924.000	33.06	8.69	35.70	49.96	56.01	74.00	17.99	Peak
2	4924.000	33.06	8.69	35.70	37.65	43.70	54.00	10.30	Average

Remarks: 1. Emission Level= Antenna Factor + Cable Loss + Reading -Amp Factor
2. The emission levels that are 20dB below the official limit are not reported.

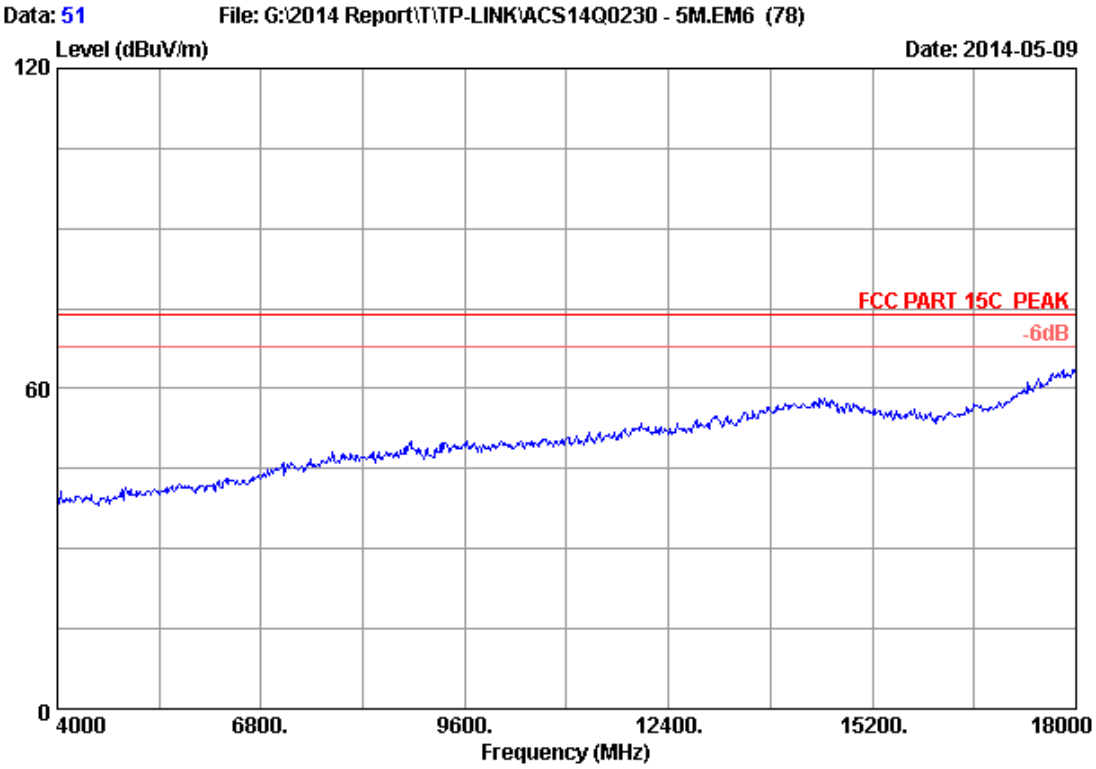


```
Site no.      : 3m Chamber                        Data no.   : 51
Dis. / Ant.   : 3m   2013 3115 (4580)        Ant. pol. : VERTICAL
Limit         : FCC PART 15C  PEAK
Env. / Ins.   : 24*C/56%                     Engineer   : Leo-Li
EUT           : 2.4GHz 300Mbps 9dBi Outdoor CPE
Power Rating  : DC 24V From POE Input AC 120V/60Hz
Test Mode     : IEEE802.11g   2462MHz Tx
M/N           : CPE210
```

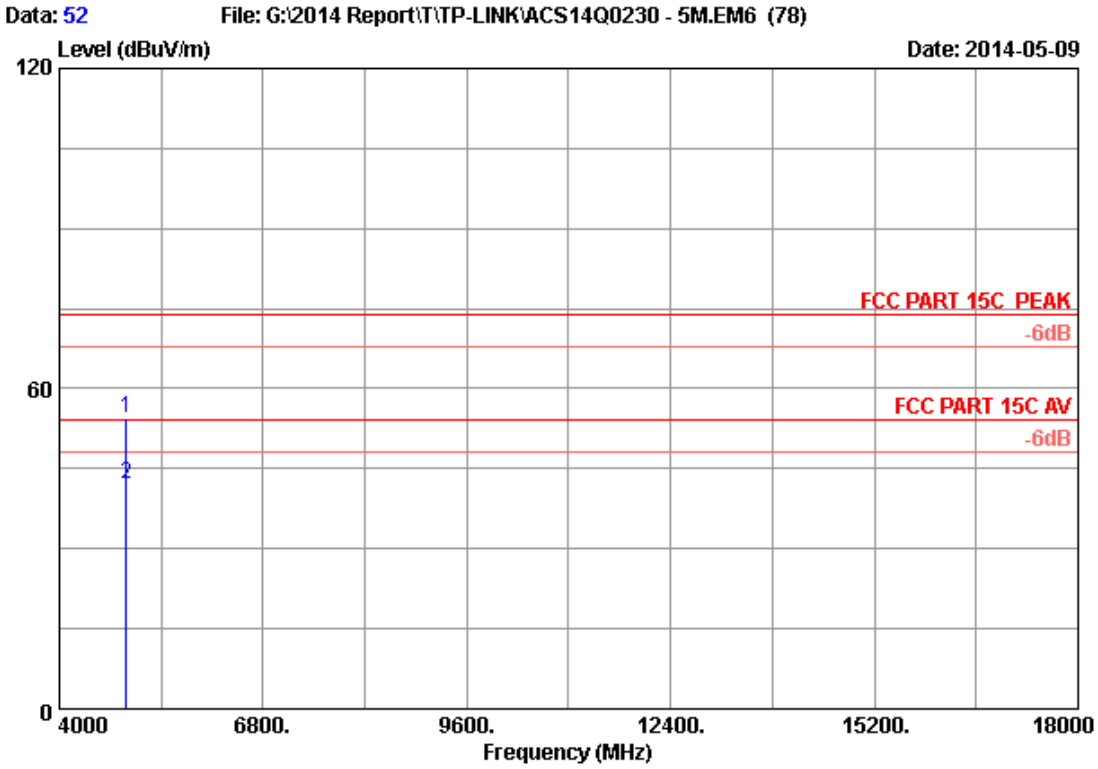

Site no. : 3m Chamber Data no. : 52
Dis. / Ant. : 3m 2013 3115 (4580) Ant. pol. : VERTICAL
Limit : FCC PART 15C PEAK
Env. / Ins. : 24*C/56% Engineer : Leo-Li
EUT : 2.4GHz 300Mbps 9dBi Outdoor CPE
Power Rating : DC 24V From POE Input AC 120V/60Hz
Test Mode : IEEE802.11g 2462MHz Tx
M/N : CPE210

No.	Freq. (MHz)	Ant. Factor (dB/m)	Cable Loss (dB)	AMP factor (dB)	Reading (dBuV)	Emission Level (dBuV/m)	Limits (dBuV/m)	Margin (dB)	Remark
1	4924.000	33.06	8.69	35.70	48.57	54.62	74.00	19.38	Peak
2	4924.000	33.06	8.69	35.70	36.12	42.17	54.00	11.83	Average

Remarks: 1. Emission Level= Antenna Factor + Cable Loss + Reading -Amp Factor
2. The emission levels that are 20dB below the official limit are not reported.

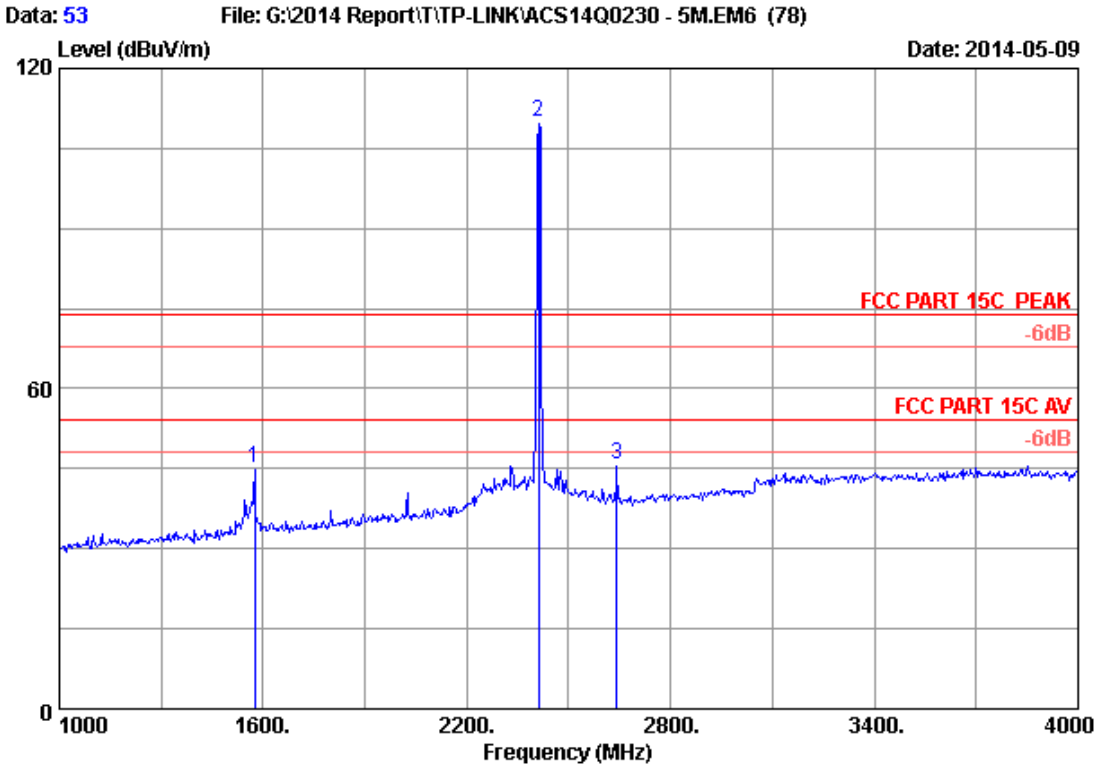

Site no. : 3m Chamber Data no. : 53
Dis. / Ant. : 3m 2013 3115 (4580) Ant. pol. : VERTICAL
Limit : FCC PART 15C PEAK
Env. / Ins. : 24*C/56% Engineer : Leo-Li
EUT : 2.4GHz 300Mbps 9dBi Outdoor CPE
Power Rating : DC 24V From POE Input AC 120V/60Hz
Test Mode : IEEE802.11n HT20 2412MHz Tx
M/N : CPE210

No.	Freq. (MHz)	Ant. Factor (dB/m)	Cable Loss (dB)	AMP factor (dB)	Reading (dBuV)	Emission Level (dBuV/m)	Limits (dBuV/m)	Margin (dB)	Remark
1	1576.000	25.52	4.60	36.17	51.18	45.13	74.00	28.87	Peak
2	2412.000	28.21	5.81	35.70	111.75	110.07	74.00	-36.07	Peak
3	2641.000	28.96	6.15	35.70	46.39	45.80	74.00	28.20	Peak

Remarks: 1. Emission Level= Antenna Factor + Cable Loss + Reading -Amp Factor
2. The emission levels that are 20dB below the official limit are not reported.

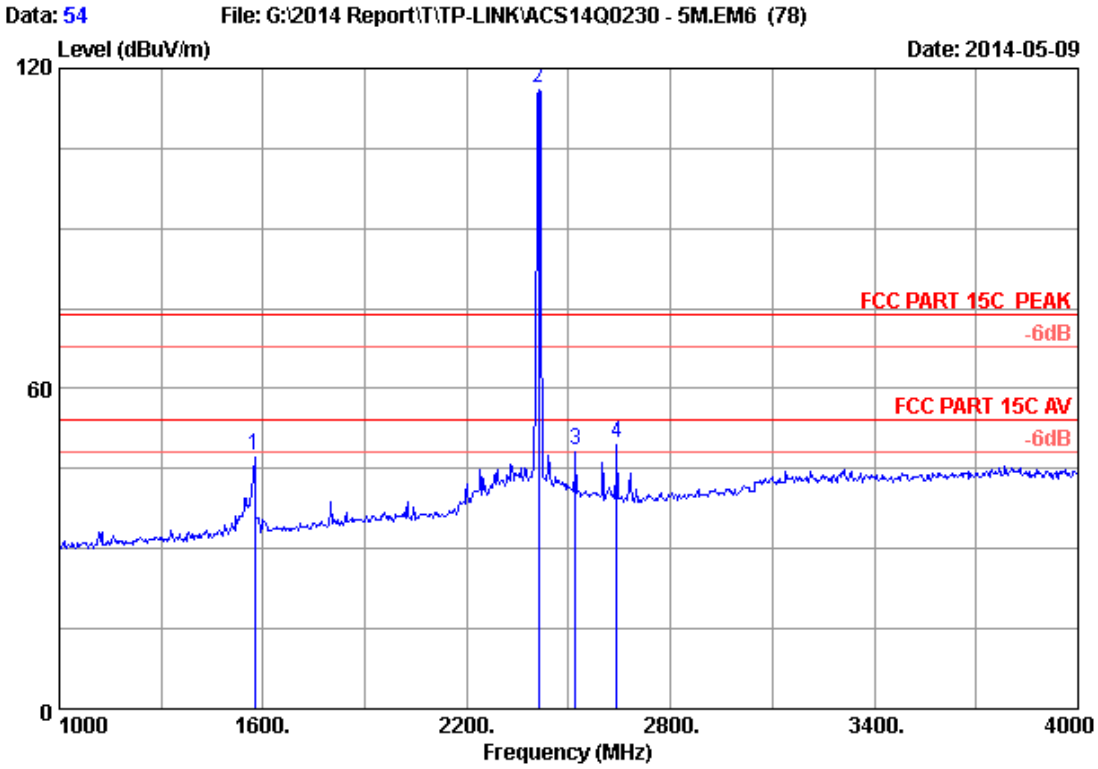

Site no. : 3m Chamber Data no. : 54
Dis. / Ant. : 3m 2013 3115 (4580) Ant. pol. : HORIZONTAL
Limit : FCC PART 15C PEAK
Env. / Ins. : 24*C/56% Engineer : Leo-Li
EUT : 2.4GHz 300Mbps 9dBi Outdoor CPE
Power Rating : DC 24V From POE Input AC 120V/60Hz
Test Mode : IEEE802.11n HT20 2412MHz Tx
M/N : CPE210

No.	Freq. (MHz)	Ant. Factor (dB/m)	Cable Loss (dB)	AMP factor (dB)	Reading (dBuV)	Emission Level (dBuV/m)	Limits (dBuV/m)	Margin (dB)	Remark
1	1576.000	25.52	4.60	36.17	53.56	47.51	74.00	26.49	Peak
2	2412.000	28.21	5.81	35.70	117.87	116.19	74.00	-42.19	Peak
3	2521.000	28.48	5.97	35.70	49.80	48.55	74.00	25.45	Peak
4	2641.000	28.96	6.15	35.70	50.56	49.97	74.00	24.03	Peak

Remarks: 1. Emission Level= Antenna Factor + Cable Loss + Reading -Amp Factor
2. The emission levels that are 20dB below the official limit are not reported.

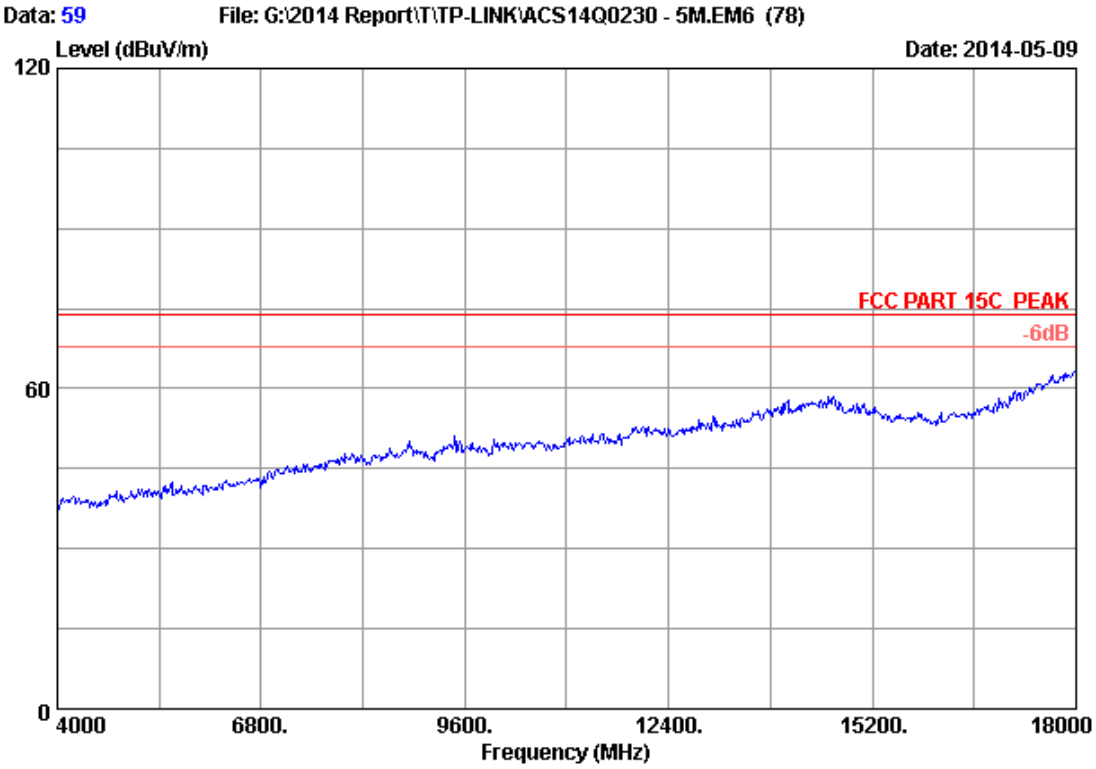


```
Site no.      : 3m Chamber                        Data no.   : 59
Dis. / Ant.   : 3m   2013 3115 (4580)        Ant. pol. : VERTICAL
Limit         : FCC PART 15C  PEAK
Env. / Ins.   : 24*C/56%                     Engineer   : Leo-Li
EUT           : 2.4GHz 300Mbps 9dBi Outdoor CPE
Power Rating  : DC 24V From POE Input AC 120V/60Hz
Test Mode     : IEEE802.11n HT20   2412MHz Tx
M/N           : CPE210
```

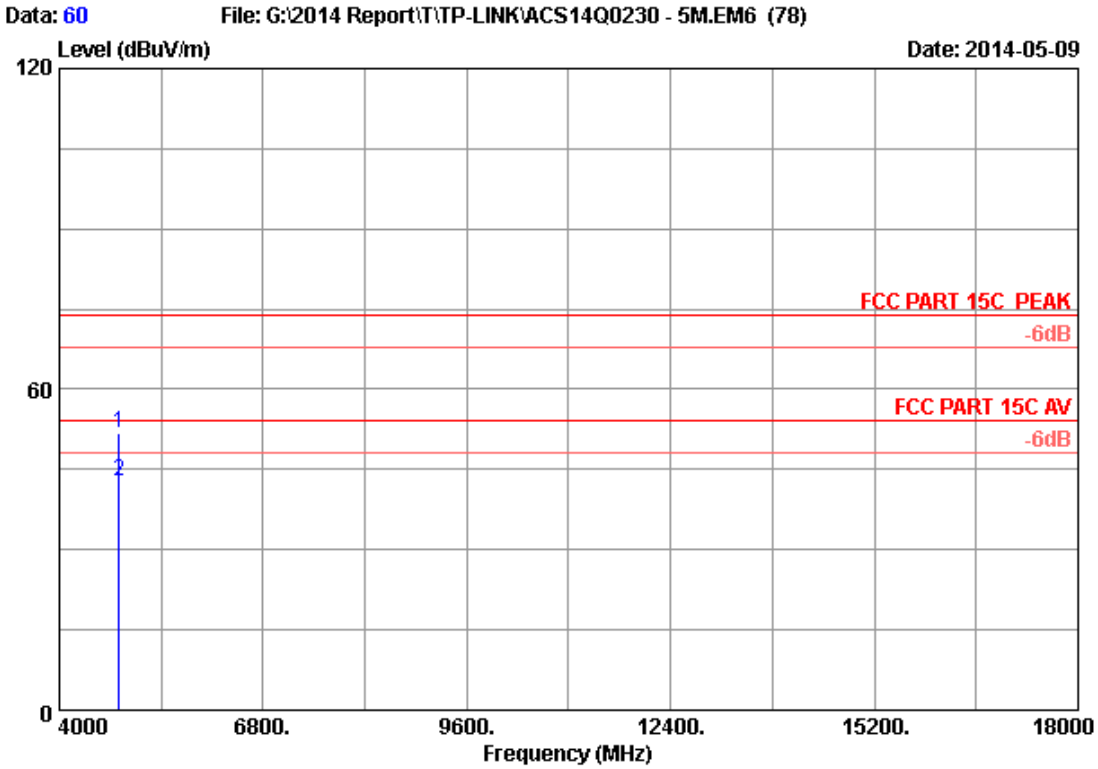

Site no. : 3m Chamber Data no. : 60
Dis. / Ant. : 3m 2013 3115 (4580) Ant. pol. : VERTICAL
Limit : FCC PART 15C PEAK
Env. / Ins. : 24*C/56% Engineer : Leo-Li
EUT : 2.4GHz 300Mbps 9dBi Outdoor CPE
Power Rating : DC 24V From POE Input AC 120V/60Hz
Test Mode : IEEE802.11n HT20 2412MHz Tx
M/N : CPE210

No.	Freq. (MHz)	Ant. Factor (dB/m)	Cable Loss (dB)	AMP factor (dB)	Reading (dBuV)	Emission Level (dBuV/m)	Limits (dBuV/m)	Margin (dB)	Remark
1	4824.000	32.88	8.58	35.70	45.97	51.73	74.00	22.27	Peak
2	4824.000	32.88	8.58	35.70	37.16	42.92	54.00	11.08	Average

Remarks: 1. Emission Level= Antenna Factor + Cable Loss + Reading -Amp Factor
2. The emission levels that are 20dB below the official limit are not reported.

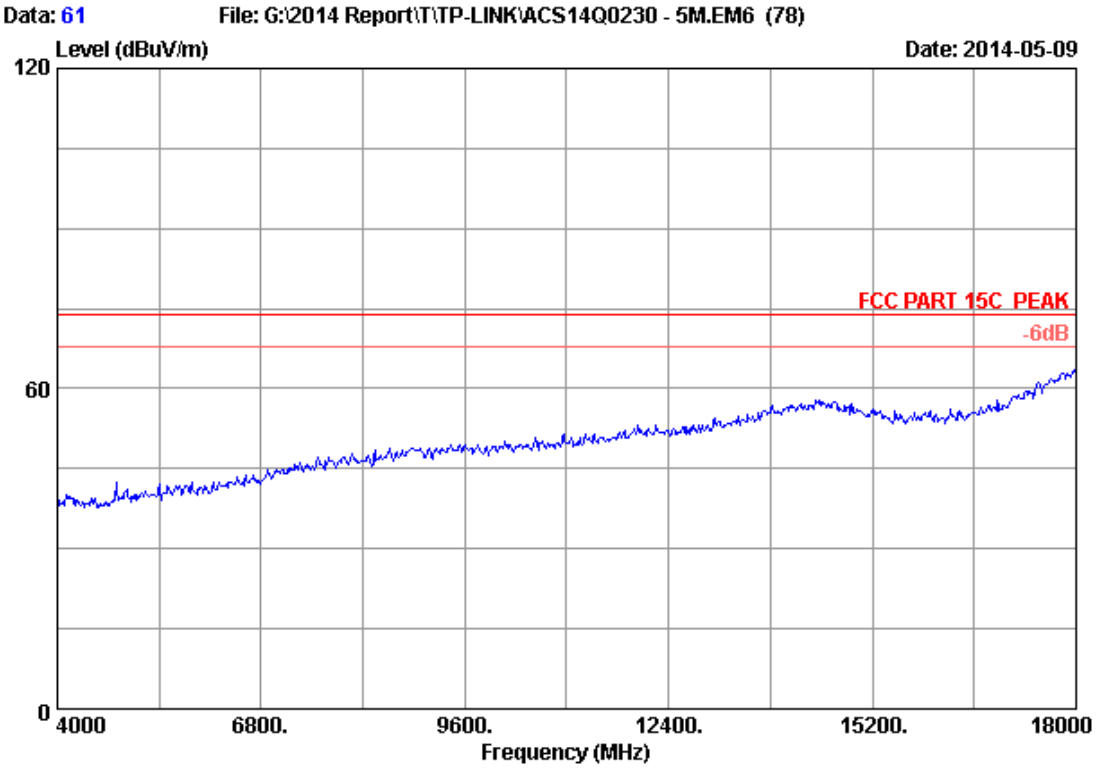


```
Site no.      : 3m Chamber                        Data no.   : 61
Dis. / Ant.   : 3m   2013 3115 (4580)        Ant. pol. : HORIZONTAL
Limit         : FCC PART 15C  PEAK
Env. / Ins.   : 24*C/56%                     Engineer   : Leo-Li
EUT           : 2.4GHz 300Mbps 9dBi Outdoor CPE
Power Rating  : DC 24V From POE Input AC 120V/60Hz
Test Mode     : IEEE802.11n HT20   2412MHz Tx
M/N           : CPE210
```

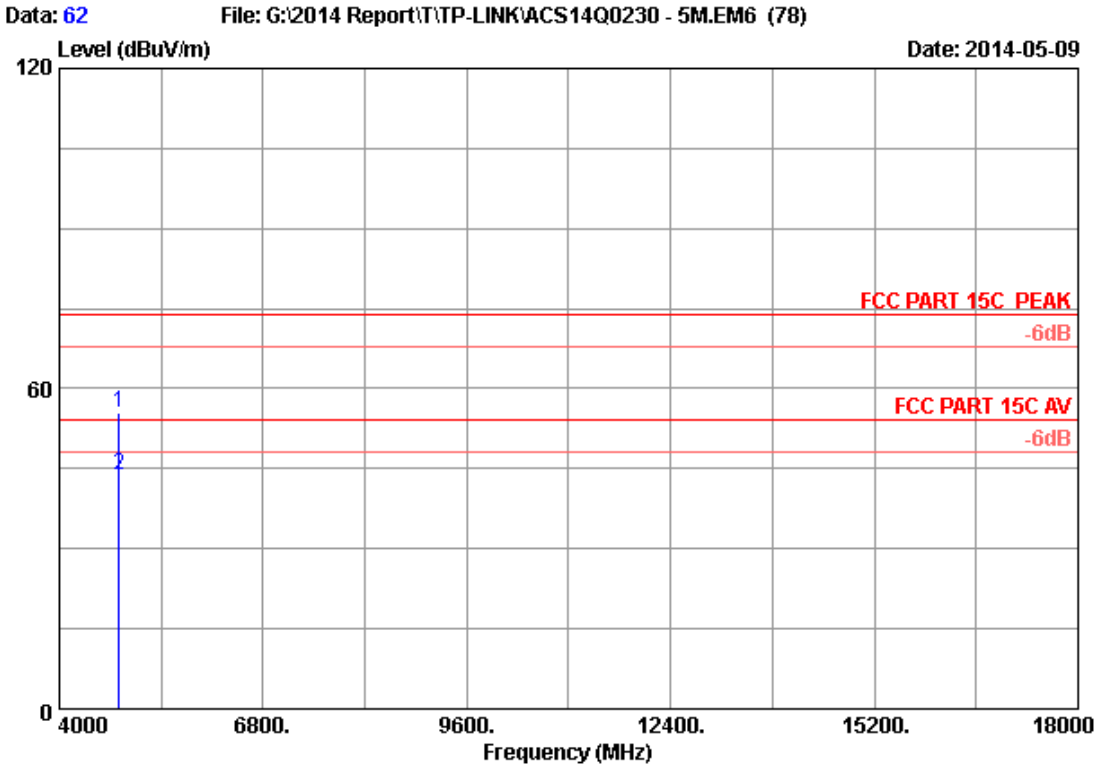

Site no. : 3m Chamber Data no. : 62
Dis. / Ant. : 3m 2013 3115 (4580) Ant. pol. : HORIZONTAL
Limit : FCC PART 15C PEAK
Env. / Ins. : 24*C/56% Engineer : Leo-Li
EUT : 2.4GHz 300Mbps 9dBi Outdoor CPE
Power Rating : DC 24V From POE Input AC 120V/60Hz
Test Mode : IEEE802.11n HT20 2412MHz Tx
M/N : CPE210

No.	Freq. (MHz)	Ant. Factor (dB/m)	Cable Loss (dB)	AMP factor (dB)	Reading (dBuV)	Emission Level (dBuV/m)	Limits (dBuV/m)	Margin (dB)	Remark
1	4824.000	32.88	8.58	35.70	49.69	55.45	74.00	18.55	Peak
2	4824.000	32.88	8.58	35.70	38.07	43.83	54.00	10.17	Average

Remarks: 1. Emission Level= Antenna Factor + Cable Loss + Reading -Amp Factor
2. The emission levels that are 20dB below the official limit are not reported.

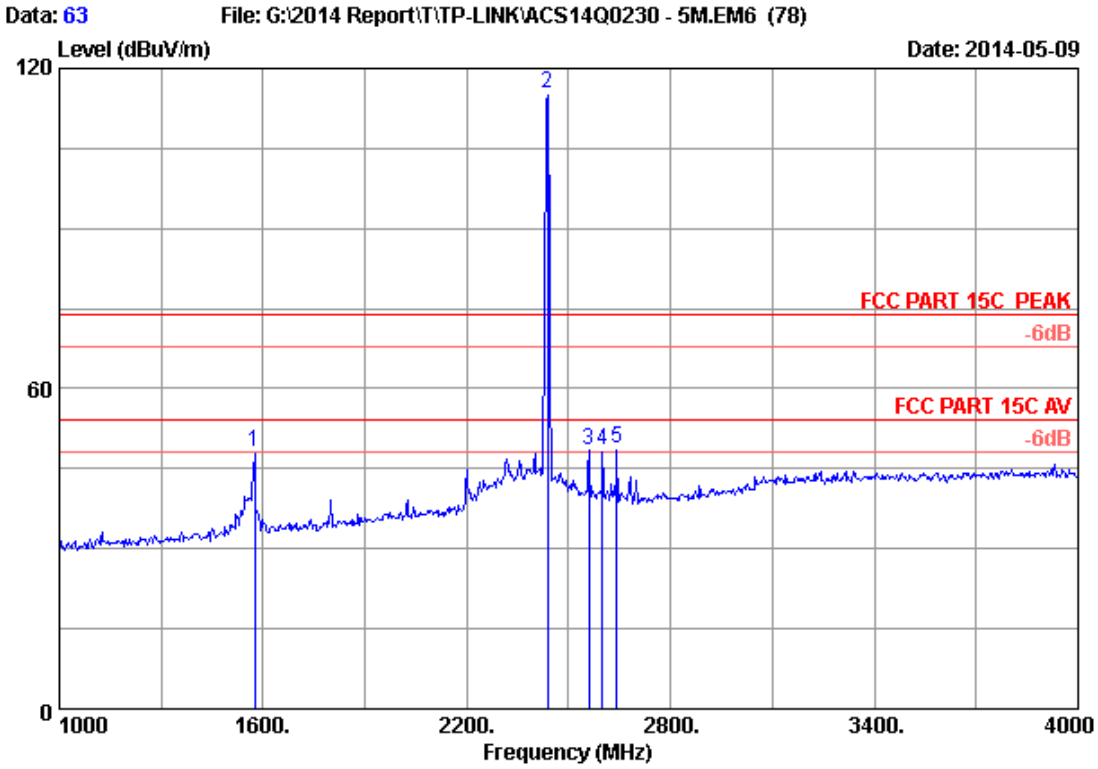

Site no. : 3m Chamber Data no. : 63
Dis. / Ant. : 3m 2013 3115 (4580) Ant. pol. : HORIZONTAL
Limit : FCC PART 15C PEAK
Env. / Ins. : 24*C/56% Engineer : Leo-Li
EUT : 2.4GHz 300Mbps 9dBi Outdoor CPE
Power Rating : DC 24V From POE Input AC 120V/60Hz
Test Mode : IEEE802.11n HT20 2437MHz Tx
M/N : CPE210

No.	Freq. (MHz)	Ant. Factor (dB/m)	Cable Loss (dB)	AMP factor (dB)	Reading (dBuV)	Emission Level (dBuV/m)	Limits (dBuV/m)	Margin (dB)	Remark
1	1576.000	25.52	4.60	36.17	54.32	48.27	74.00	25.73	Peak
2	2437.000	28.26	5.85	35.70	116.83	115.24	74.00	-41.24	Peak
3	2560.000	28.64	6.03	35.70	49.62	48.59	74.00	25.41	Peak
4	2599.000	28.80	6.09	35.70	49.13	48.32	74.00	25.68	Peak
5	2641.000	28.96	6.15	35.70	49.27	48.68	74.00	25.32	Peak

Remarks: 1. Emission Level= Antenna Factor + Cable Loss + Reading -Amp Factor
2. The emission levels that are 20dB below the official limit are not reported.

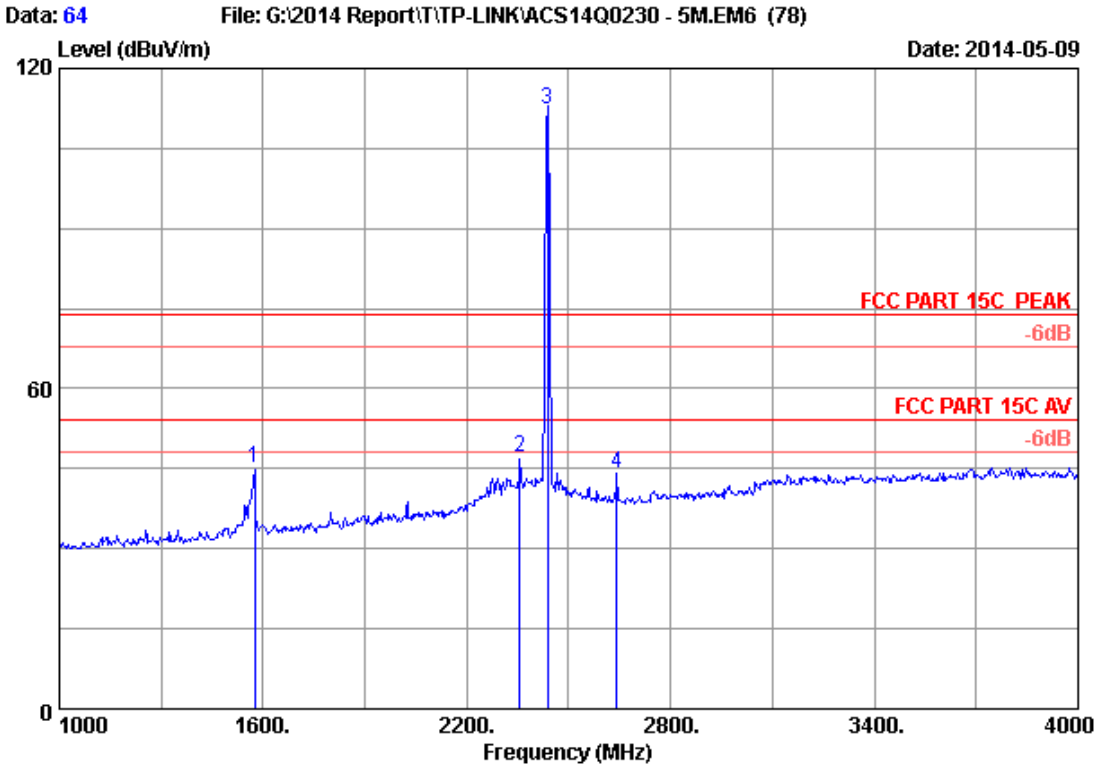

Site no. : 3m Chamber Data no. : 64
Dis. / Ant. : 3m 2013 3115 (4580) Ant. pol. : VERTICAL
Limit : FCC PART 15C PEAK
Env. / Ins. : 24*C/56% Engineer : Leo-Li
EUT : 2.4GHz 300Mbps 9dBi Outdoor CPE
Power Rating : DC 24V From POE Input AC 120V/60Hz
Test Mode : IEEE802.11n HT20 2437MHz Tx
M/N : CPE210

No.	Freq. (MHz)	Ant. Factor (dB/m)	Cable Loss (dB)	AMP factor (dB)	Reading (dBuV)	Emission Level (dBuV/m)	Limits (dBuV/m)	Margin (dB)	Remark
1	1576.000	25.52	4.60	36.17	51.34	45.29	74.00	28.71	Peak
2	2356.000	28.08	5.73	35.70	48.86	46.97	74.00	27.03	Peak
3	2437.000	28.26	5.85	35.70	113.83	112.24	74.00	-38.24	Peak
4	2641.000	28.96	6.15	35.70	44.88	44.29	74.00	29.71	Peak

Remarks: 1. Emission Level= Antenna Factor + Cable Loss + Reading -Amp Factor
2. The emission levels that are 20dB below the official limit are not reported.

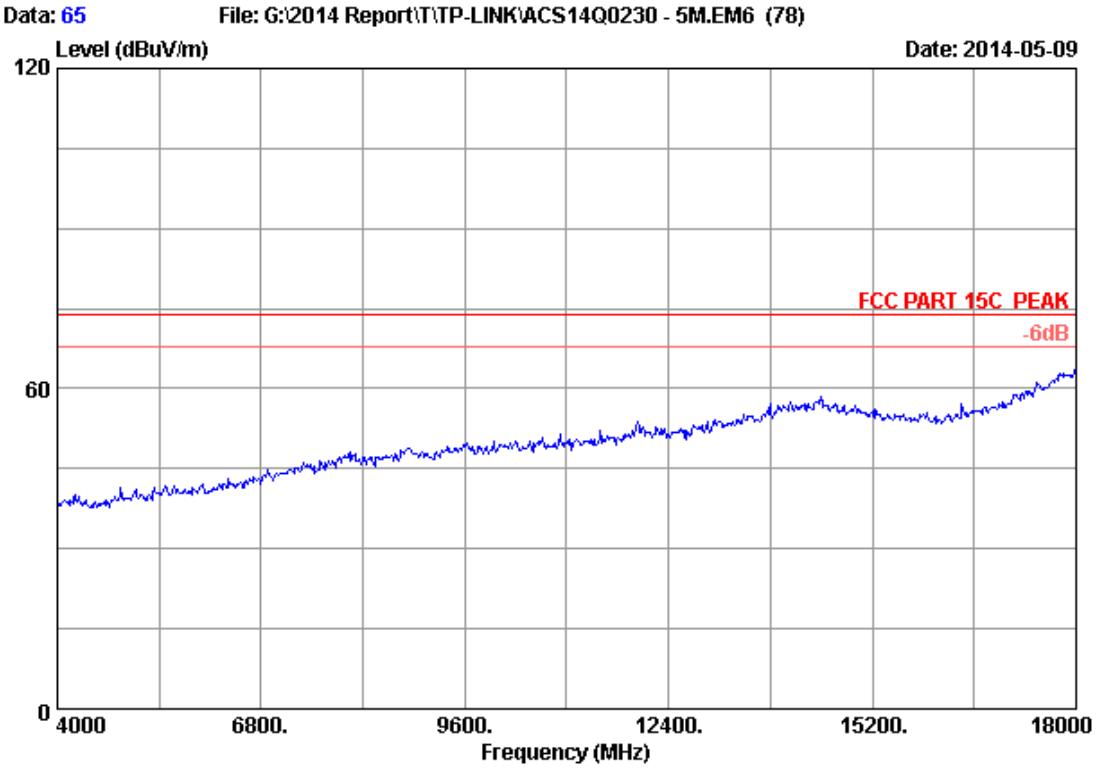


```
Site no.      : 3m Chamber                        Data no.   : 65
Dis. / Ant.   : 3m   2013 3115 (4580)        Ant. pol. : VERTICAL
Limit         : FCC PART 15C  PEAK
Env. / Ins.   : 24*C/56%                     Engineer   : Leo-Li
EUT           : 2.4GHz 300Mbps 9dBi Outdoor CPE
Power Rating  : DC 24V From POE Input AC 120V/60Hz
Test Mode     : IEEE802.11n HT20   2437MHz Tx
M/N           : CPE210
```

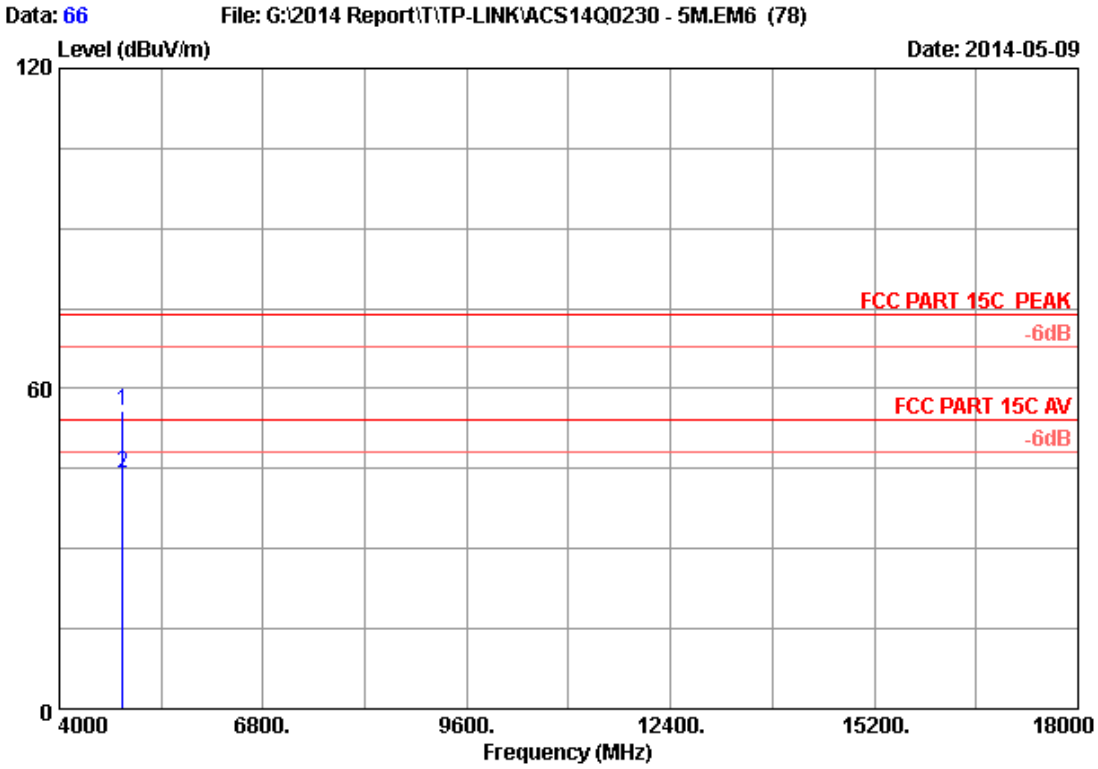

Site no. : 3m Chamber Data no. : 66
Dis. / Ant. : 3m 2013 3115 (4580) Ant. pol. : VERTICAL
Limit : FCC PART 15C PEAK
Env. / Ins. : 24*C/56% Engineer : Leo-Li
EUT : 2.4GHz 300Mbps 9dBi Outdoor CPE
Power Rating : DC 24V From POE Input AC 120V/60Hz
Test Mode : IEEE802.11n HT20 2437MHz Tx
M/N : CPE210

No.	Freq. (MHz)	Ant. Factor (dB/m)	Cable Loss (dB)	AMP factor (dB)	Reading (dBuV)	Emission Level (dBuV/m)	Limits (dBuV/m)	Margin (dB)	Remark
1	4874.000	32.97	8.63	35.70	49.87	55.77	74.00	18.23	Peak
2	4874.000	32.97	8.63	35.70	38.18	44.08	54.00	9.92	Average

Remarks: 1. Emission Level= Antenna Factor + Cable Loss + Reading -Amp Factor
2. The emission levels that are 20dB below the official limit are not reported.

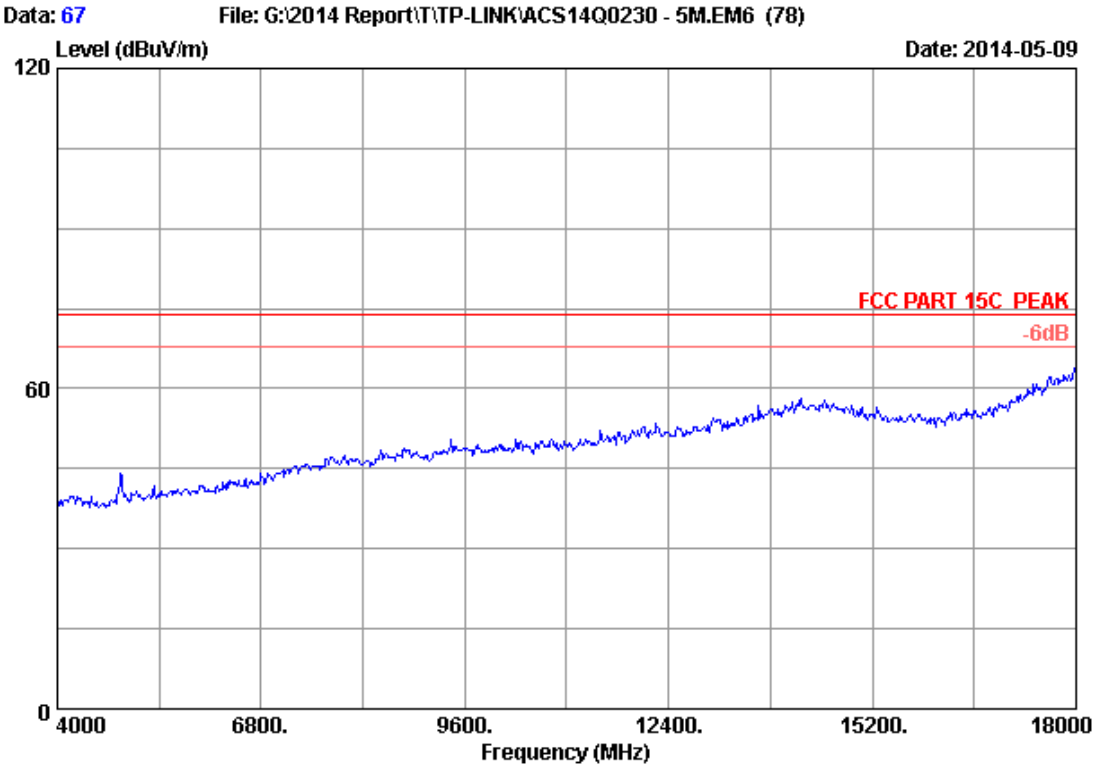


```
Site no.      : 3m Chamber                        Data no.   : 67
Dis. / Ant.   : 3m   2013 3115 (4580)        Ant. pol. : HORIZONTAL
Limit         : FCC PART 15C  PEAK
Env. / Ins.   : 24*C/56%                     Engineer   : Leo-Li
EUT           : 2.4GHz 300Mbps 9dBi Outdoor CPE
Power Rating  : DC 24V From POE Input AC 120V/60Hz
Test Mode     : IEEE802.11n HT20   2437MHz Tx
M/N           : CPE210
```

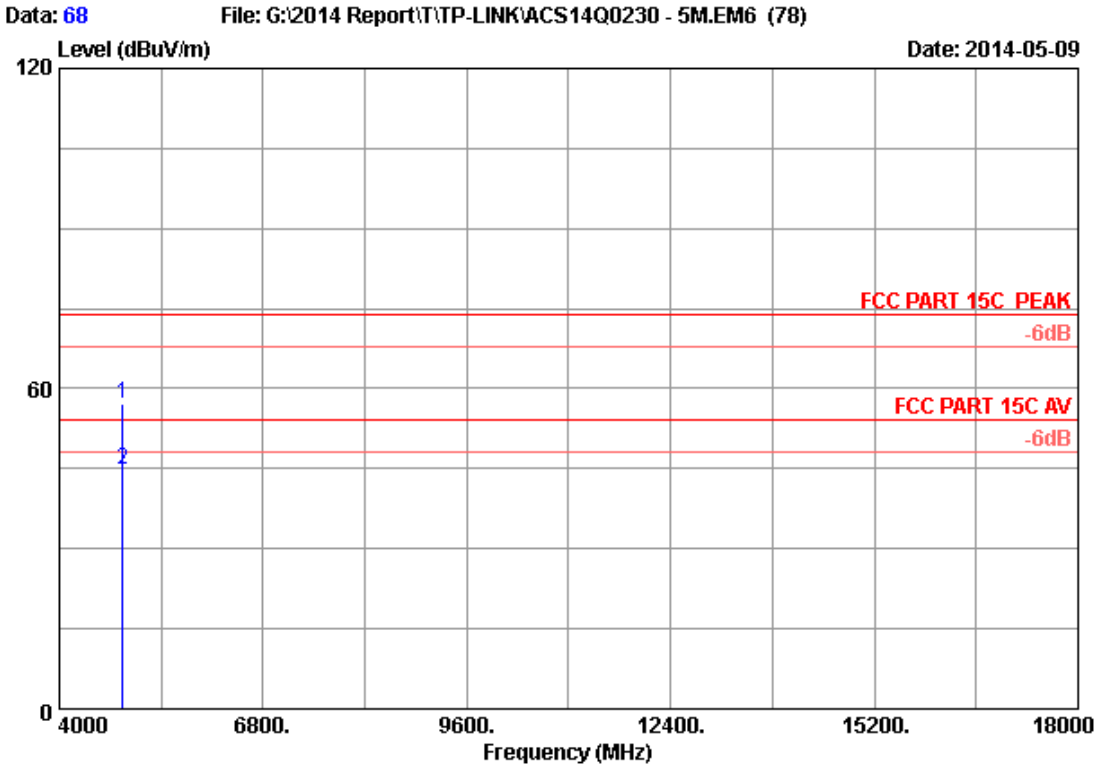

Site no. : 3m Chamber Data no. : 68
Dis. / Ant. : 3m 2013 3115 (4580) Ant. pol. : HORIZONTAL
Limit : FCC PART 15C PEAK
Env. / Ins. : 24*C/56% Engineer : Leo-Li
EUT : 2.4GHz 300Mbps 9dBi Outdoor CPE
Power Rating : DC 24V From POE Input AC 120V/60Hz
Test Mode : IEEE802.11n HT20 2437MHz Tx
M/N : CPE210

No.	Freq. (MHz)	Ant. Factor (dB/m)	Cable Loss (dB)	AMP factor (dB)	Reading (dBuV)	Emission Level (dBuV/m)	Limits (dBuV/m)	Margin (dB)	Remark
1	4874.000	32.97	8.63	35.70	51.29	57.19	74.00	16.81	Peak
2	4874.000	32.97	8.63	35.70	38.96	44.86	54.00	9.14	Average

Remarks: 1. Emission Level= Antenna Factor + Cable Loss + Reading -Amp Factor
2. The emission levels that are 20dB below the official limit are not reported.

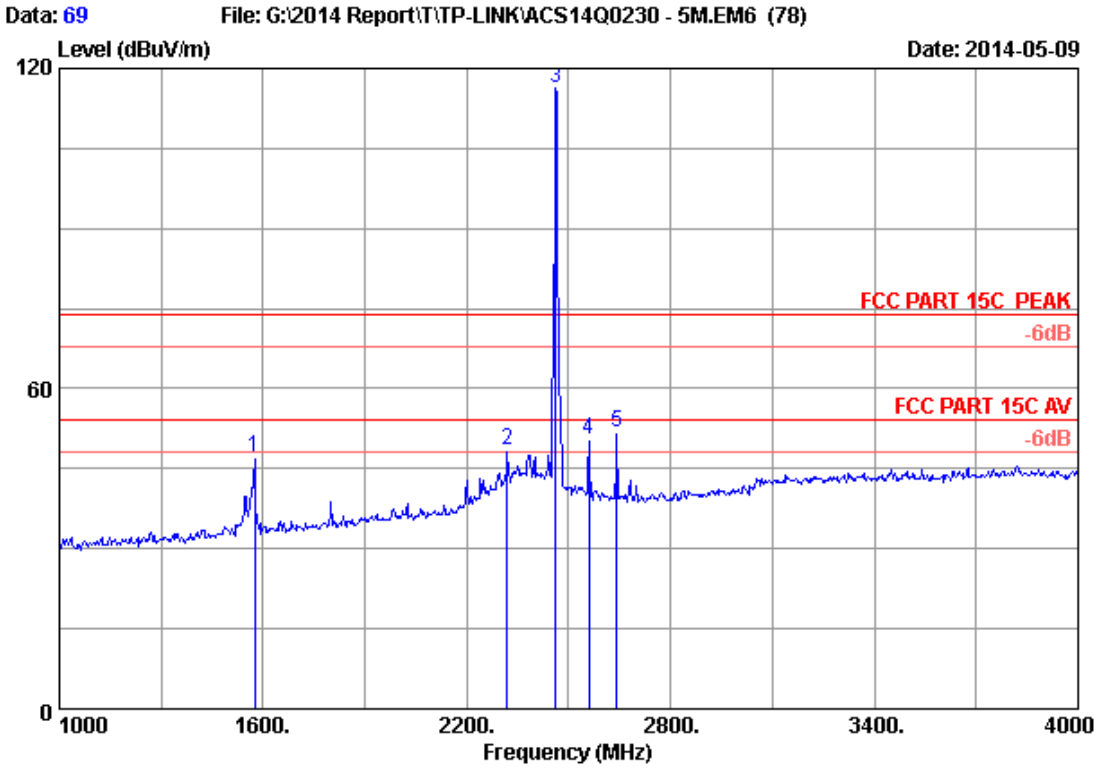

Site no. : 3m Chamber Data no. : 69
Dis. / Ant. : 3m 2013 3115 (4580) Ant. pol. : HORIZONTAL
Limit : FCC PART 15C PEAK
Env. / Ins. : 24*C/56% Engineer : Leo-Li
EUT : 2.4GHz 300Mbps 9dBi Outdoor CPE
Power Rating : DC 24V From POE Input AC 120V/60Hz
Test Mode : IEEE802.11n HT20 2462MHz Tx
M/N : CPE210

No.	Freq. (MHz)	Ant. Factor (dB/m)	Cable Loss (dB)	AMP factor (dB)	Reading (dBuV)	Emission Level (dBuV/m)	Limits (dBuV/m)	Margin (dB)	Remark
1	1576.000	25.52	4.60	36.17	53.15	47.10	74.00	26.90	Peak
2	2320.000	28.00	5.68	35.70	50.53	48.51	74.00	25.49	Peak
3	2462.000	28.32	5.89	35.70	117.69	116.20	74.00	-42.20	Peak
4	2560.000	28.64	6.03	35.70	51.37	50.34	74.00	23.66	Peak
5	2641.000	28.96	6.15	35.70	52.27	51.68	74.00	22.32	Peak

Remarks: 1. Emission Level= Antenna Factor + Cable Loss + Reading -Amp Factor
2. The emission levels that are 20dB below the official limit are not reported.

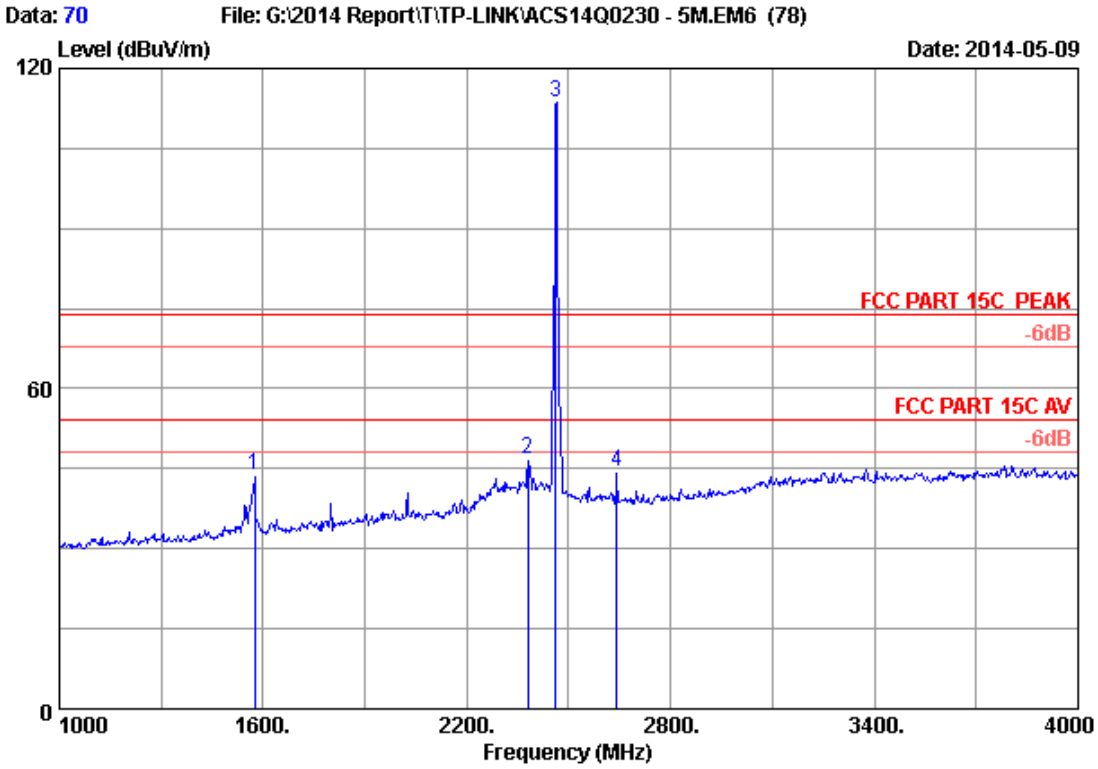

Site no. : 3m Chamber Data no. : 70
Dis. / Ant. : 3m 2013 3115 (4580) Ant. pol. : VERTICAL
Limit : FCC PART 15C PEAK
Env. / Ins. : 24*C/56% Engineer : Leo-Li
EUT : 2.4GHz 300Mbps 9dBi Outdoor CPE
Power Rating : DC 24V From POE Input AC 120V/60Hz
Test Mode : IEEE802.11n HT20 2462MHz Tx
M/N : CPE210

No.	Freq. (MHz)	Ant. Factor (dB/m)	Cable Loss (dB)	AMP factor (dB)	Reading (dBuV)	Emission Level (dBuV/m)	Limits (dBuV/m)	Margin (dB)	Remark
1	1576.000	25.52	4.60	36.17	49.88	43.83	74.00	30.17	Peak
2	2380.000	28.14	5.77	35.70	48.61	46.82	74.00	27.18	Peak
3	2462.000	28.32	5.89	35.70	115.28	113.79	74.00	-39.79	Peak
4	2641.000	28.96	6.15	35.70	45.16	44.57	74.00	29.43	Peak

Remarks: 1. Emission Level= Antenna Factor + Cable Loss + Reading -Amp Factor
2. The emission levels that are 20dB below the official limit are not reported.

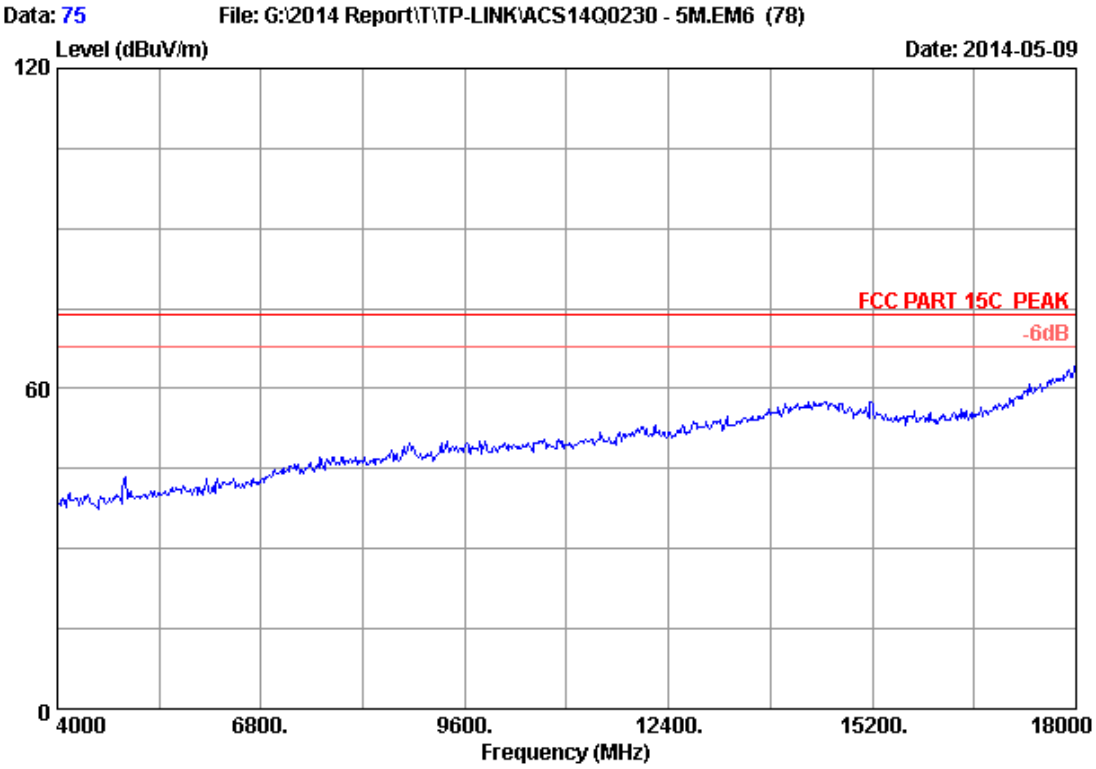


```
Site no.      : 3m Chamber                        Data no.   : 75
Dis. / Ant.   : 3m   2013 3115 (4580)        Ant. pol. : HORIZONTAL
Limit         : FCC PART 15C  PEAK
Env. / Ins.   : 24*C/56%                     Engineer   : Leo-Li
EUT           : 2.4GHz 300Mbps 9dBi Outdoor CPE
Power Rating  : DC 24V From POE Input AC 120V/60Hz
Test Mode     : IEEE802.11n HT20   2462MHz Tx
M/N           : CPE210
```

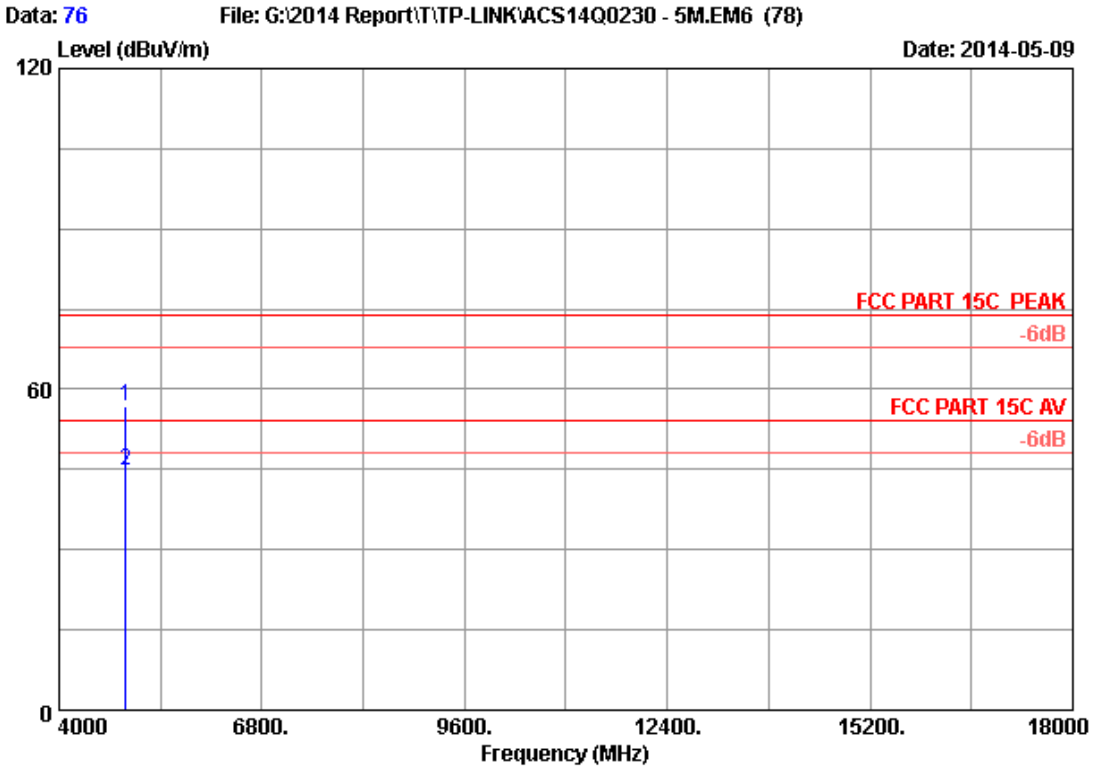

Site no. : 3m Chamber Data no. : 76
Dis. / Ant. : 3m 2013 3115 (4580) Ant. pol. : HORIZONTAL
Limit : FCC PART 15C PEAK
Env. / Ins. : 24*C/56% Engineer : Leo-Li
EUT : 2.4GHz 300Mbps 9dBi Outdoor CPE
Power Rating : DC 24V From POE Input AC 120V/60Hz
Test Mode : IEEE802.11n HT20 2462MHz Tx
M/N : CPE210

No.	Freq. (MHz)	Ant. Factor (dB/m)	Cable Loss (dB)	AMP factor (dB)	Reading (dBuV)	Emission Level (dBuV/m)	Limits (dBuV/m)	Margin (dB)	Remark
1	4924.000	33.06	8.69	35.70	50.68	56.73	74.00	17.27	Peak
2	4924.000	33.06	8.69	35.70	38.69	44.74	54.00	9.26	Average

Remarks: 1. Emission Level= Antenna Factor + Cable Loss + Reading -Amp Factor
2. The emission levels that are 20dB below the official limit are not reported.

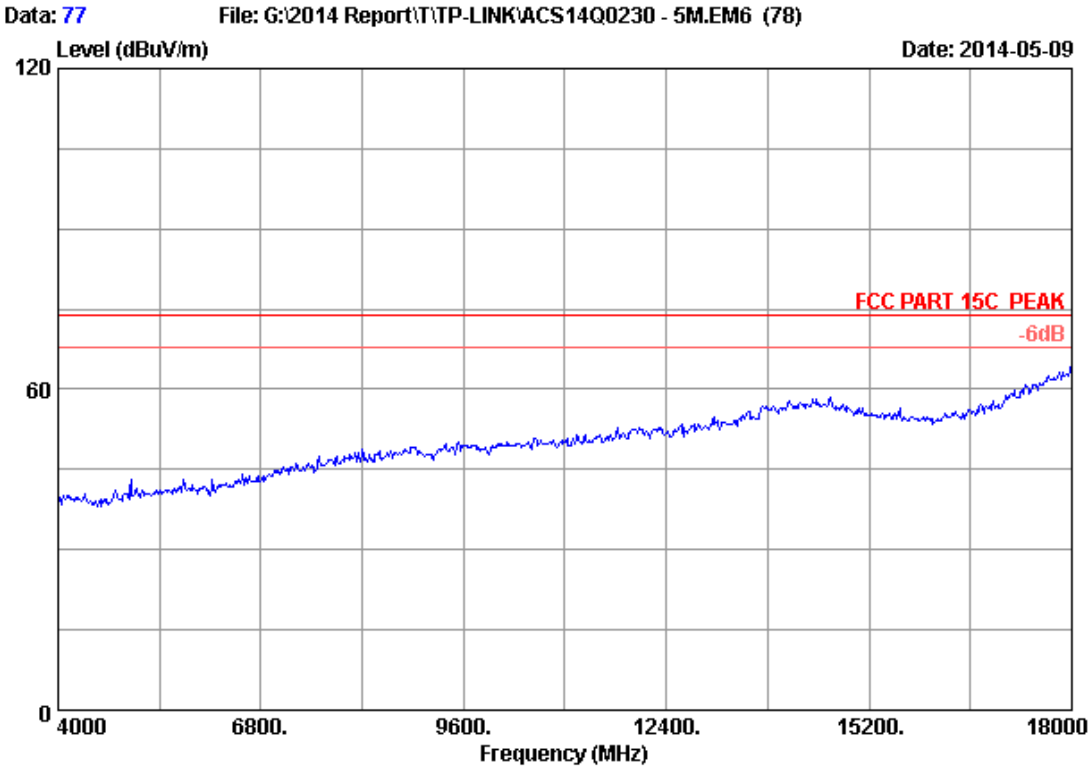


```
Site no.      : 3m Chamber                        Data no.   : 77
Dis. / Ant.   : 3m   2013 3115 (4580)        Ant. pol. : VERTICAL
Limit         : FCC PART 15C  PEAK
Env. / Ins.   : 24*C/56%                     Engineer   : Leo-Li
EUT           : 2.4GHz 300Mbps 9dBi Outdoor CPE
Power Rating  : DC 24V From POE Input AC 120V/60Hz
Test Mode     : IEEE802.11n HT20   2462MHz Tx
M/N           : CPE210
```

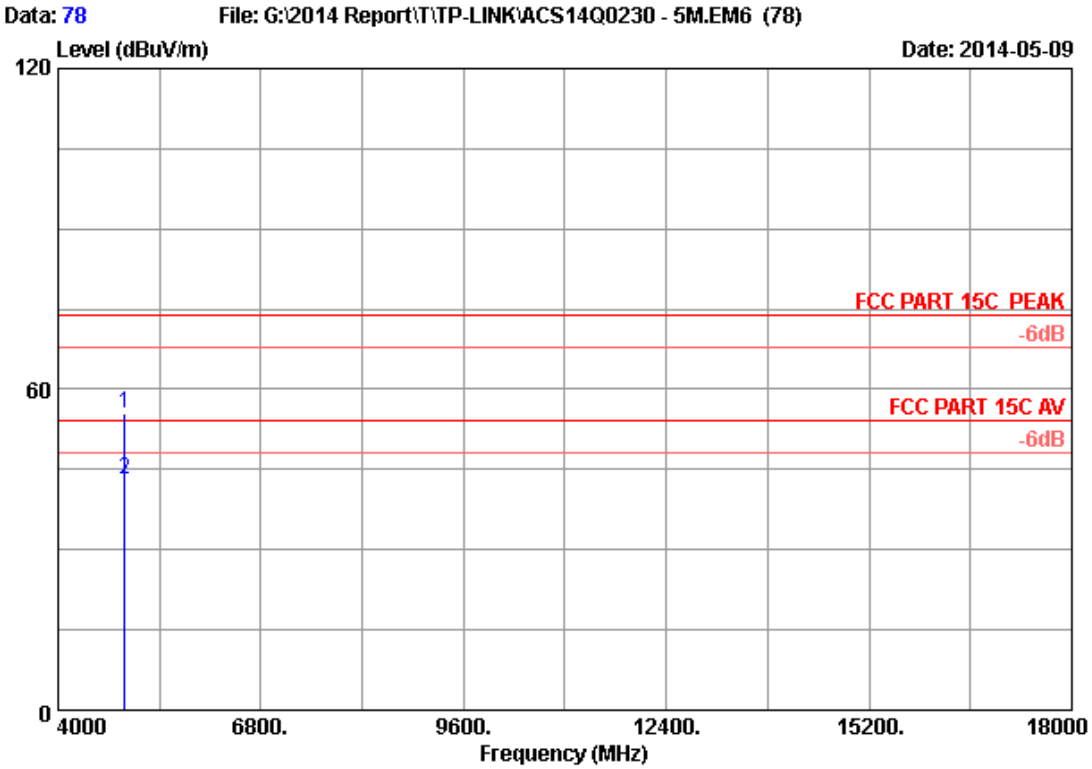

Site no. : 3m Chamber Data no. : 78
Dis. / Ant. : 3m 2013 3115 (4580) Ant. pol. : VERTICAL
Limit : FCC PART 15C PEAK
Env. / Ins. : 24*C/56% Engineer : Leo-Li
EUT : 2.4GHz 300Mbps 9dBi Outdoor CPE
Power Rating : DC 24V From POE Input AC 120V/60Hz
Test Mode : IEEE802.11n HT20 2462MHz Tx
M/N : CPE210

No.	Freq. (MHz)	Ant. Factor (dB/m)	Cable Loss (dB)	AMP factor (dB)	Reading (dBuV)	Emission Level (dBuV/m)	Limits (dBuV/m)	Margin (dB)	Remark
1	4924.000	33.06	8.69	35.70	49.56	55.61	74.00	18.39	Peak
2	4924.000	33.06	8.69	35.70	37.06	43.11	54.00	10.89	Average

Remarks: 1. Emission Level= Antenna Factor + Cable Loss + Reading -Amp Factor
2. The emission levels that are 20dB below the official limit are not reported.

10MHz
Frequency: 30MHz~1GHz

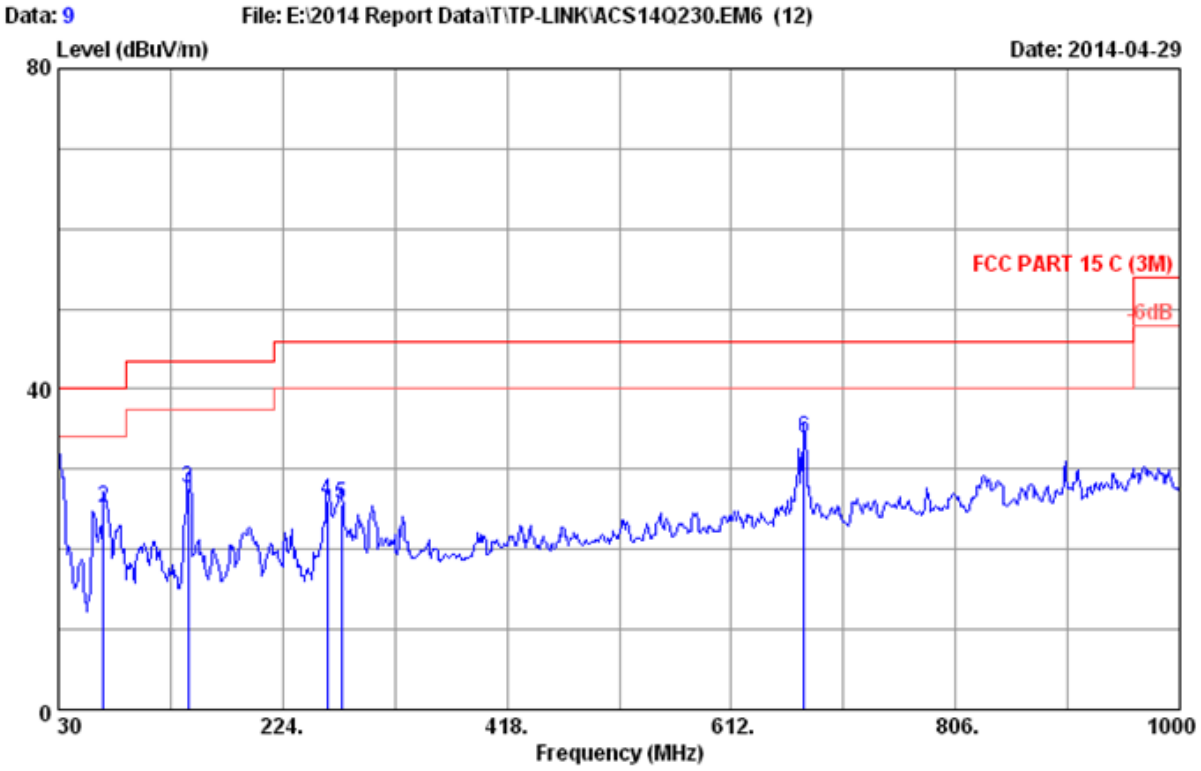

Site no. : 3m Chamber Data no. : 9
Dis. / Ant. : 3m 2013 CBL6112D 35375 Ant. pol. : HORIZONTAL
Limit : FCC PART 15 C (3M)
Env. / Ins. : 22.5*C/47% Engineer : Leo-Li
EUT : 2.4GHz 300Mbps 9dBi Outdoor CPE
Power rating : DC 24V From POE Input AC 120V/60Hz
Test Mode : Tx Mode
M/N:CPE210

No.	Freq. (MHz)	Ant. Factor (dB/m)	Cable Loss (dB)	Reading (dBuV)	Emission Level (dBuV/m)	Limits (dBuV/m)	Margin (dB)	Remark
1	30.000	20.10	0.83	9.44	30.37	40.00	9.63	QP
2	68.800	6.74	1.27	17.07	25.08	40.00	14.92	QP
3	142.520	11.77	1.57	14.25	27.59	43.50	15.91	QP
4	262.800	13.96	2.03	10.02	26.01	46.00	19.99	QP
5	274.440	13.50	2.07	10.14	25.71	46.00	20.29	QP
6	675.050	19.80	3.25	10.92	33.97	46.00	12.03	QP

Remarks: 1. Emission Level= Antenna Factor + Cable Loss + Reading.
2. The emission levels that are 20dB below the official limit are not reported.

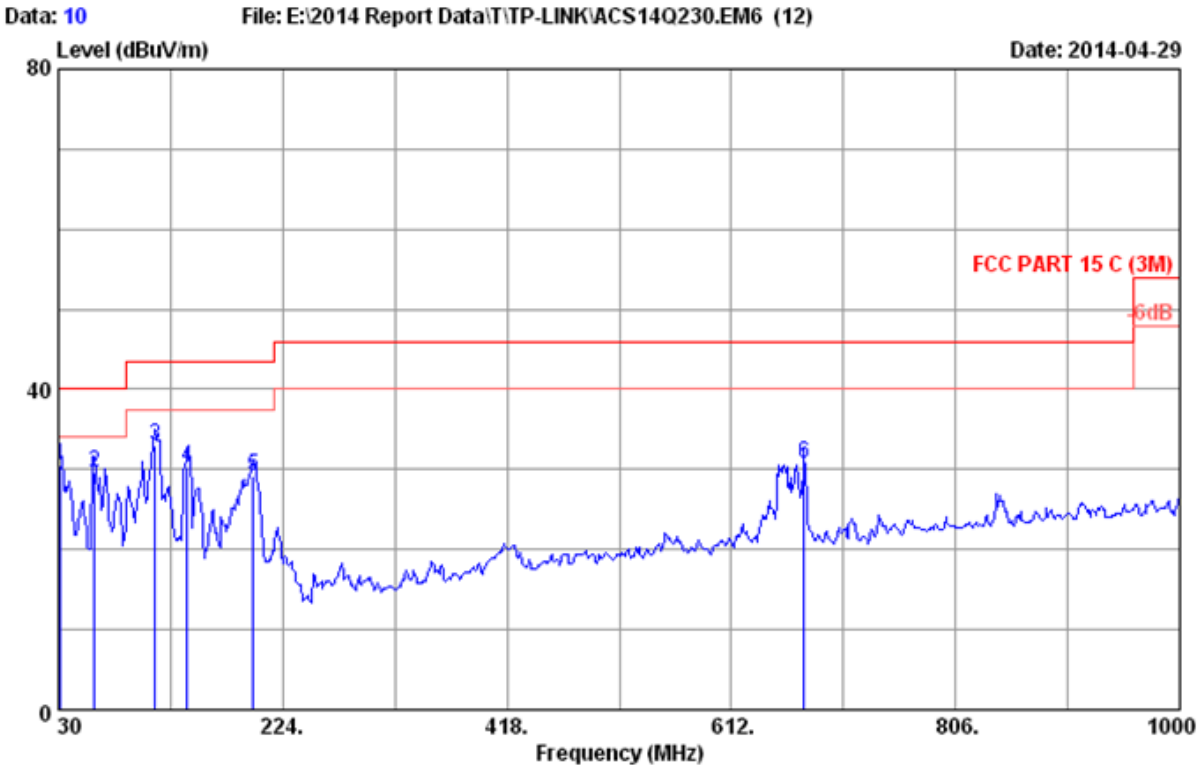

Site no. : 3m Chamber Data no. : 10
Dis. / Ant. : 3m 2013 CBL6112D 35375 Ant. pol. : VERTICAL
Limit : FCC PART 15 C (3M)
Env. / Ins. : 22.5*C/47% Engineer : Leo-Li
EUT : 2.4GHz 300Mbps 9dBi Outdoor CPE
Power rating : DC 24V From POE Input AC 120V/60Hz
Test Mode : Tx Mode
M/N:CPE210

No.	Freq. (MHz)	Ant. Factor (dB/m)	Cable Loss (dB)	Reading (dBuV)	Emission Level (dBuV/m)	Limits (dBuV/m)	Margin (dB)	Remark
1	31.940	18.84	0.86	10.79	30.49	40.00	9.51	QP
2	61.040	6.65	1.24	21.80	29.69	40.00	10.31	QP
3	113.420	12.54	1.46	18.98	32.98	43.50	10.52	QP
4	141.550	11.89	1.57	16.90	30.36	43.50	13.14	QP
5	198.780	10.24	1.79	17.14	29.17	43.50	14.33	QP
6	675.050	19.80	3.25	7.67	30.72	46.00	15.28	QP

Remarks: 1. Emission Level= Antenna Factor + Cable Loss + Reading.
2. The emission levels that are 20dB below the official limit are not reported.

Frequency: 1GHz~18GHz

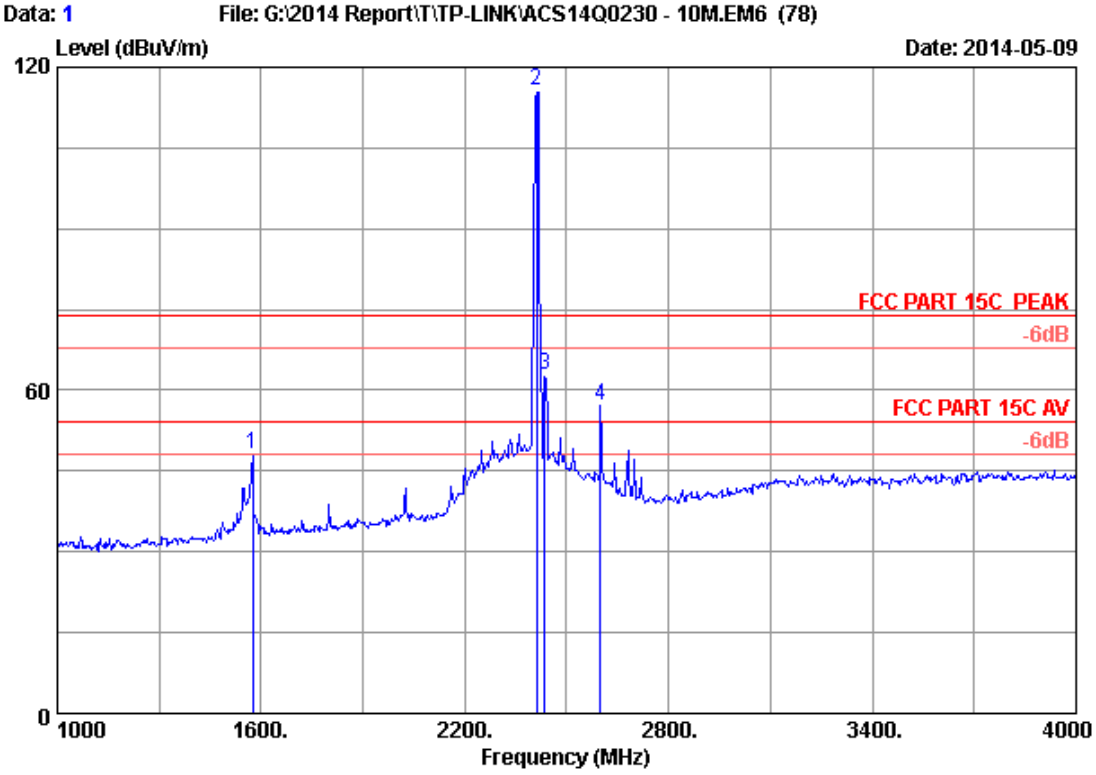

Site no. : 3m Chamber Data no. : 1
Dis. / Ant. : 3m 2013 3115 (4580) Ant. pol. : HORIZONTAL
Limit : FCC PART 15C PEAK
Env. / Ins. : 24*C/56% Engineer : Leo-Li
EUT : 2.4GHz 300Mbps 9dBi Outdoor CPE
Power Rating : DC 24V From POE Input AC 120V/60Hz
Test Mode : IEEE802.11b 2412MHz Tx
M/N : CPE210

No.	Freq. (MHz)	Ant. Factor (dB/m)	Cable Loss (dB)	AMP factor (dB)	Reading (dBuV)	Emission Level (dBuV/m)	Limits (dBuV/m)	Margin (dB)	Remark
1	1576.000	25.52	4.60	36.17	54.19	48.14	74.00	25.86	Peak
2	2412.000	28.21	5.81	35.70	117.49	115.81	74.00	-41.81	Peak
3	2434.000	28.25	5.85	35.70	64.55	62.95	74.00	11.05	Peak
4	2599.000	28.80	6.09	35.70	57.97	57.16	74.00	16.84	Peak

Remarks: 1. Emission Level= Antenna Factor + Cable Loss + Reading -Amp Factor
2. The emission levels that are 20dB below the official limit are not reported.

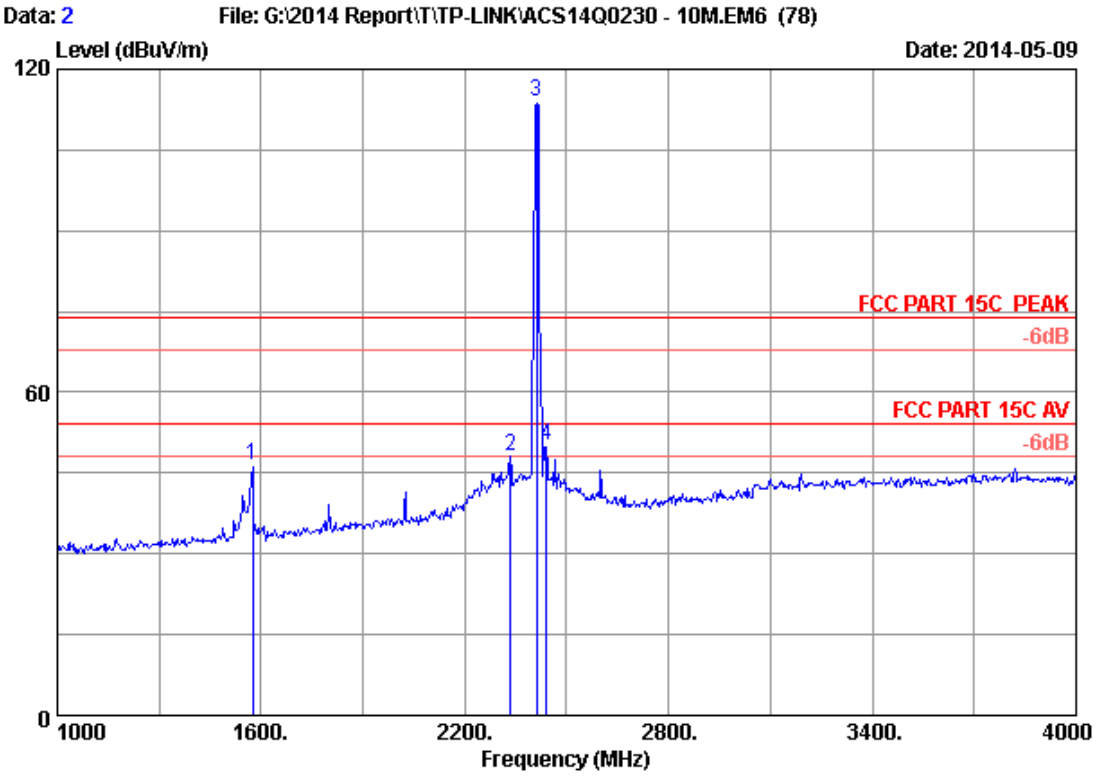

Site no. : 3m Chamber Data no. : 2
Dis. / Ant. : 3m 2013 3115 (4580) Ant. pol. : VERTICAL
Limit : FCC PART 15C PEAK
Env. / Ins. : 24*C/56% Engineer : Leo-Li
EUT : 2.4GHz 300Mbps 9dBi Outdoor CPE
Power Rating : DC 24V From POE Input AC 120V/60Hz
Test Mode : IEEE802.11b 2412MHz Tx
M/N : CPE210

No.	Freq. (MHz)	Ant. Factor (dB/m)	Cable Loss (dB)	AMP factor (dB)	Reading (dBuV)	Emission Level (dBuV/m)	Limits (dBuV/m)	Margin (dB)	Remark
1	1576.000	25.52	4.60	36.17	52.49	46.44	74.00	27.56	Peak
2	2335.000	28.04	5.70	35.70	50.17	48.21	74.00	25.79	Peak
3	2412.000	28.21	5.81	35.70	115.69	114.01	74.00	-40.01	Peak
4	2440.000	28.27	5.86	35.70	51.74	50.17	74.00	23.83	Peak

Remarks: 1. Emission Level= Antenna Factor + Cable Loss + Reading -Amp Factor
2. The emission levels that are 20dB below the official limit are not reported.

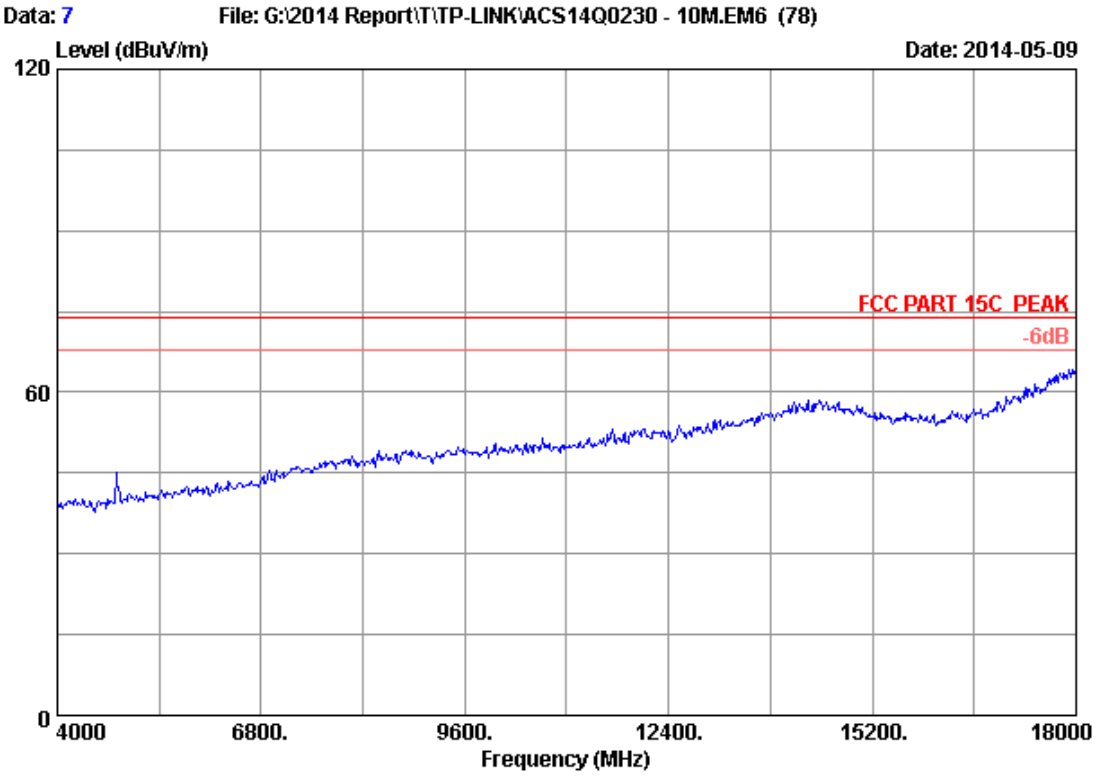


```
Site no.      : 3m Chamber                        Data no.  : 7
Dis. / Ant.   : 3m   2013 3115 (4580)        Ant. pol. : HORIZONTAL
Limit         : FCC PART 15C  PEAK
Env. / Ins.   : 24*C/56%                     Engineer  : Leo-Li
EUT           : 2.4GHz 300Mbps 9dBi Outdoor CPE
Power Rating  : DC 24V From POE Input AC 120V/60Hz
Test Mode     : IEEE802.11b   2412MHz Tx
M/N           : CPE210
```

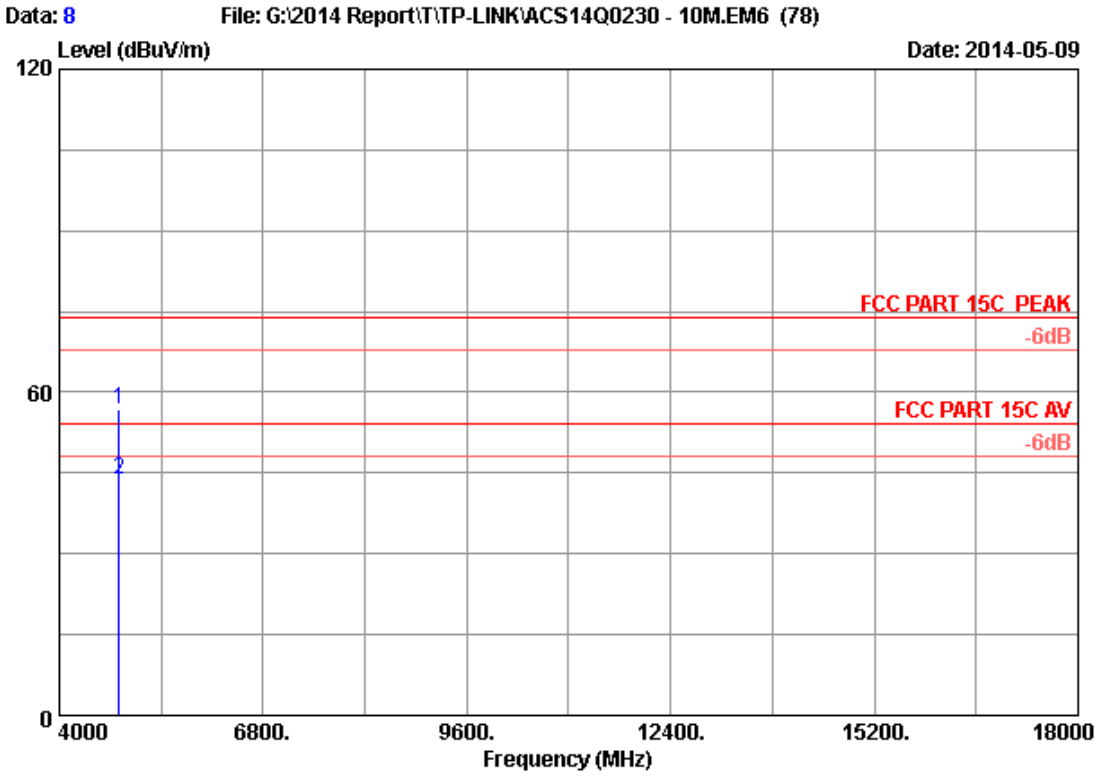

Site no. : 3m Chamber Data no. : 8
Dis. / Ant. : 3m 2013 3115 (4580) Ant. pol. : HORIZONTAL
Limit : FCC PART 15C PEAK
Env. / Ins. : 24*C/56% Engineer : Leo-Li
EUT : 2.4GHz 300Mbps 9dBi Outdoor CPE
Power Rating : DC 24V From POE Input AC 120V/60Hz
Test Mode : IEEE802.11b 2412MHz Tx
M/N : CPE210

No.	Freq. (MHz)	Ant. Factor (dB/m)	Cable Loss (dB)	AMP factor (dB)	Reading (dBuV)	Emission Level (dBuV/m)	Limits (dBuV/m)	Margin (dB)	Remark
1	4824.000	32.88	8.58	35.70	51.00	56.76	74.00	17.24	Peak
2	4824.000	32.88	8.58	35.70	38.05	43.81	54.00	10.19	Average

Remarks: 1. Emission Level= Antenna Factor + Cable Loss + Reading -Amp Factor
2. The emission levels that are 20dB below the official limit are not reported.

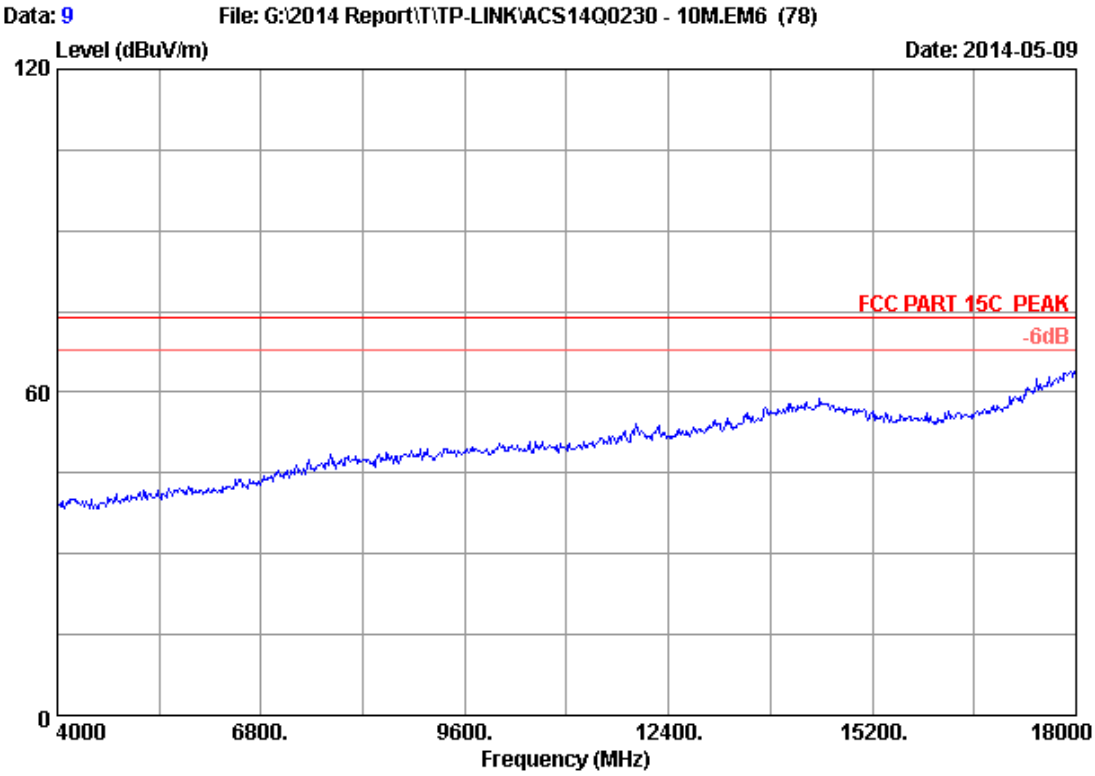


```
Site no.      : 3m Chamber                        Data no.  : 9
Dis. / Ant.   : 3m   2013 3115 (4580)        Ant. pol. : VERTICAL
Limit         : FCC PART 15C  PEAK
Env. / Ins.   : 24*C/56%                     Engineer  : Leo-Li
EUT           : 2.4GHz 300Mbps 9dBi Outdoor CPE
Power Rating  : DC 24V From POE Input AC 120V/60Hz
Test Mode     : IEEE802.11b   2412MHz Tx
M/N           : CPE210
```

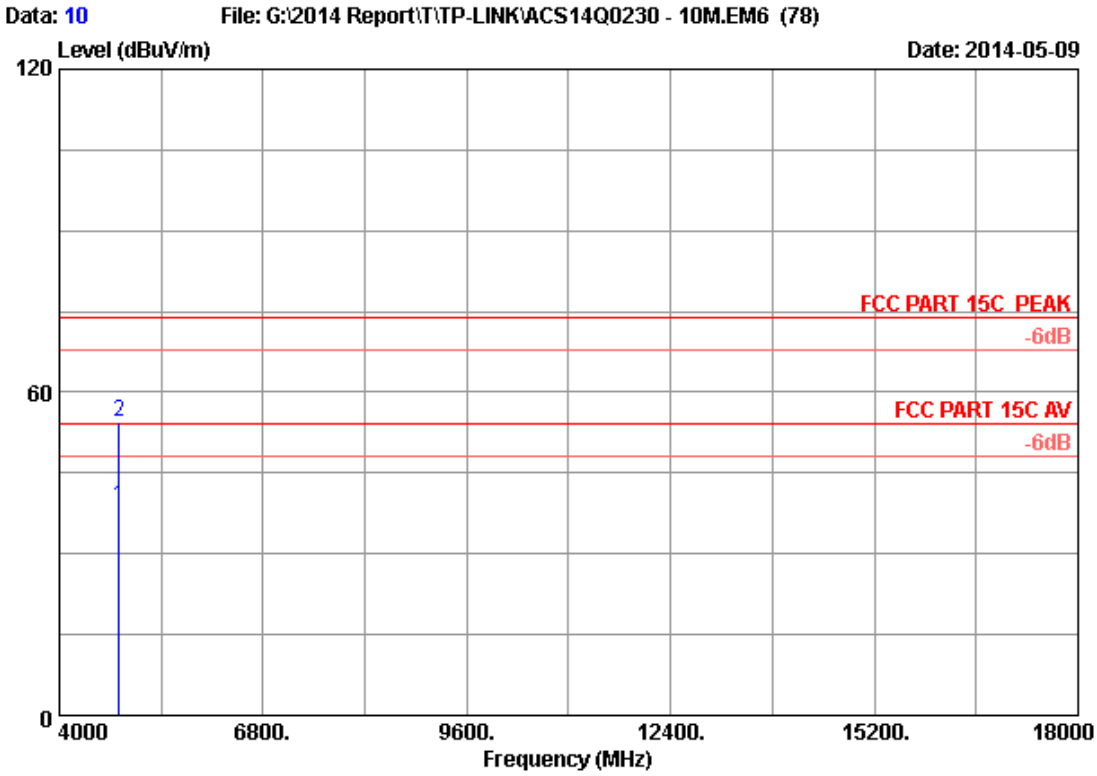

Site no. : 3m Chamber Data no. : 10
Dis. / Ant. : 3m 2013 3115 (4580) Ant. pol. : VERTICAL
Limit : FCC PART 15C PEAK
Env. / Ins. : 24*C/56% Engineer : Leo-Li
EUT : 2.4GHz 300Mbps 9dBi Outdoor CPE
Power Rating : DC 24V From POE Input AC 120V/60Hz
Test Mode : IEEE802.11b 2412MHz Tx
M/N : CPE210

No.	Freq. (MHz)	Ant. Factor (dB/m)	Cable Loss (dB)	AMP factor (dB)	Reading (dBuV)	Emission Level (dBuV/m)	Limits (dBuV/m)	Margin (dB)	Remark
1	4824.000	32.88	8.58	35.70	33.05	38.81	54.00	15.19	Average
2	4824.000	32.88	8.58	35.70	48.63	54.39	74.00	19.61	Peak

Remarks: 1. Emission Level= Antenna Factor + Cable Loss + Reading -Amp Factor
2. The emission levels that are 20dB below the official limit are not reported.

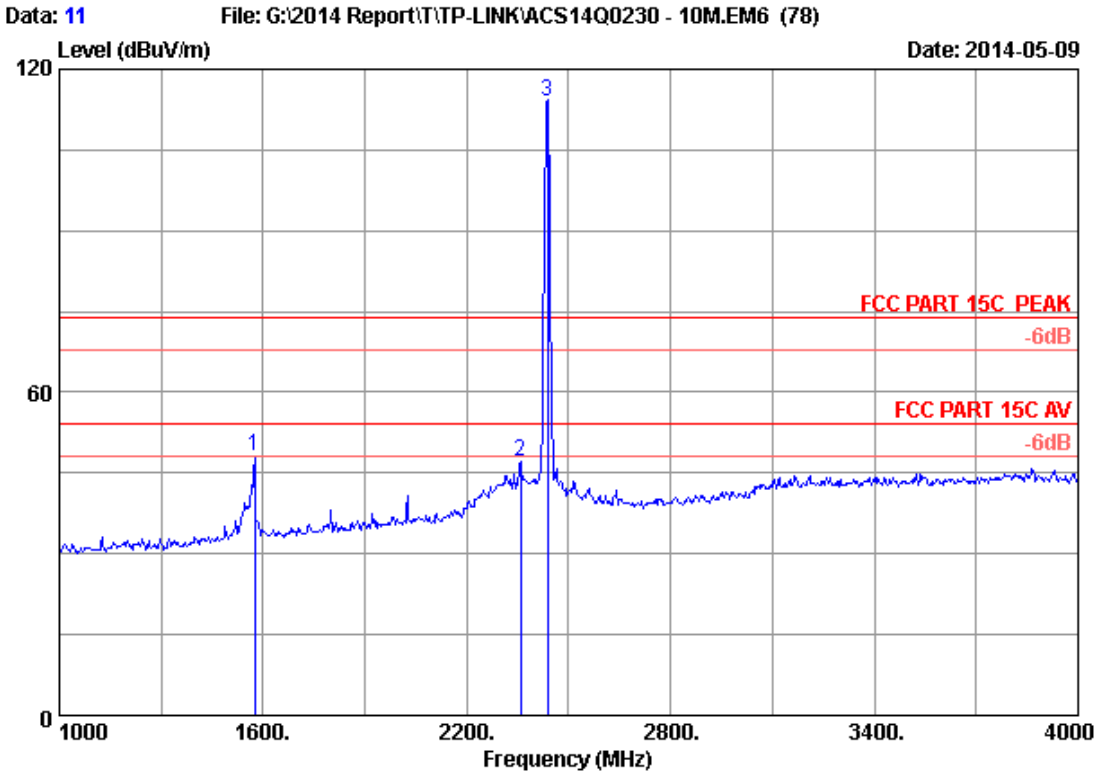

Site no. : 3m Chamber Data no. : 11
Dis. / Ant. : 3m 2013 3115 (4580) Ant. pol. : VERTICAL
Limit : FCC PART 15C PEAK
Env. / Ins. : 24*C/56% Engineer : Leo-Li
EUT : 2.4GHz 300Mbps 9dBi Outdoor CPE
Power Rating : DC 24V From POE Input AC 120V/60Hz
Test Mode : IEEE802.11b 2437MHz Tx
M/N : CPE210

No.	Freq. (MHz)	Ant. Factor (dB/m)	Cable Loss (dB)	AMP factor (dB)	Reading (dBuV)	Emission Level (dBuV/m)	Limits (dBuV/m)	Margin (dB)	Remark
1	1576.000	25.52	4.60	36.17	54.19	48.14	74.00	25.86	Peak
2	2359.000	28.09	5.74	35.70	49.08	47.21	74.00	26.79	Peak
3	2437.000	28.26	5.85	35.70	115.72	114.13	74.00	-40.13	Peak

Remarks: 1. Emission Level= Antenna Factor + Cable Loss + Reading -Amp Factor
2. The emission levels that are 20dB below the official limit are not reported.

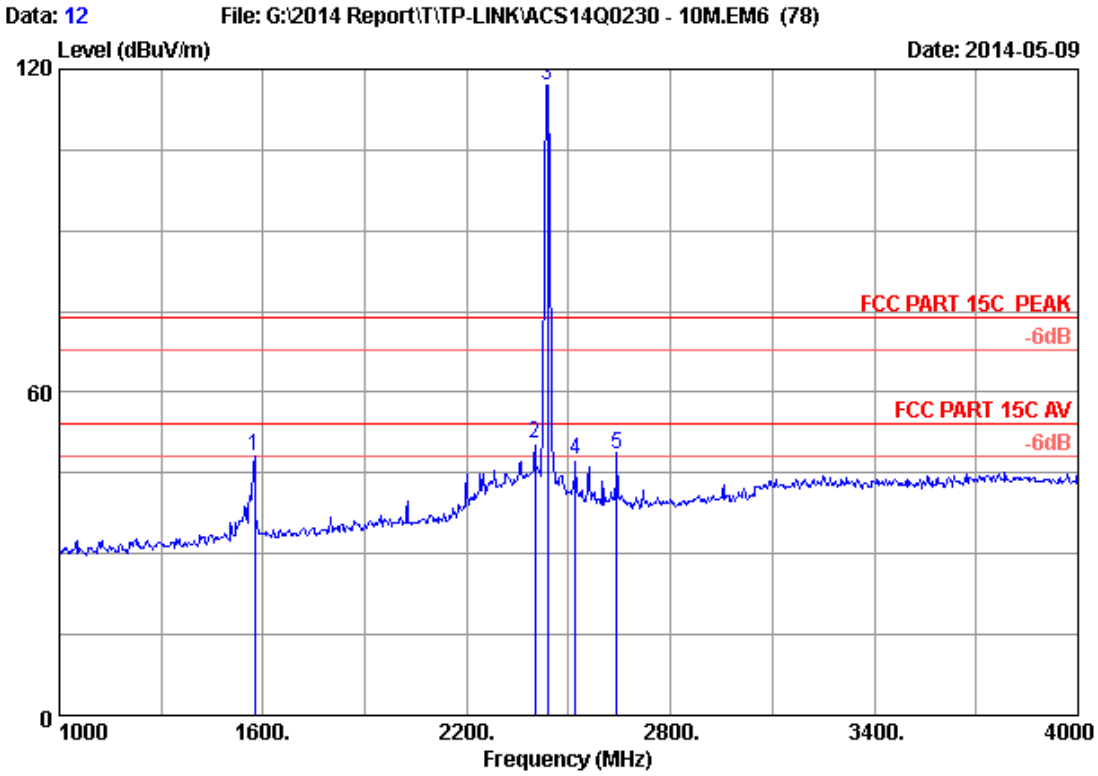

Site no. : 3m Chamber Data no. : 12
Dis. / Ant. : 3m 2013 3115 (4580) Ant. pol. : HORIZONTAL
Limit : FCC PART 15C PEAK
Env. / Ins. : 24*C/56% Engineer : Leo-Li
EUT : 2.4GHz 300Mbps 9dBi Outdoor CPE
Power Rating : DC 24V From POE Input AC 120V/60Hz
Test Mode : IEEE802.11b 2437MHz Tx
M/N : CPE210

No.	Freq. (MHz)	Ant. Factor (dB/m)	Cable Loss (dB)	AMP factor (dB)	Reading (dBuV)	Emission Level (dBuV/m)	Limits (dBuV/m)	Margin (dB)	Remark
1	1576.000	25.52	4.60	36.17	54.30	48.25	74.00	25.75	Peak
2	2401.000	28.18	5.80	35.70	52.09	50.37	74.00	23.63	Peak
3	2437.000	28.26	5.85	35.70	118.75	117.16	74.00	-43.16	Peak
4	2521.000	28.48	5.97	35.70	48.80	47.55	74.00	26.45	Peak
5	2641.000	28.96	6.15	35.70	49.06	48.47	74.00	25.53	Peak

Remarks: 1. Emission Level= Antenna Factor + Cable Loss + Reading -Amp Factor
2. The emission levels that are 20dB below the official limit are not reported.

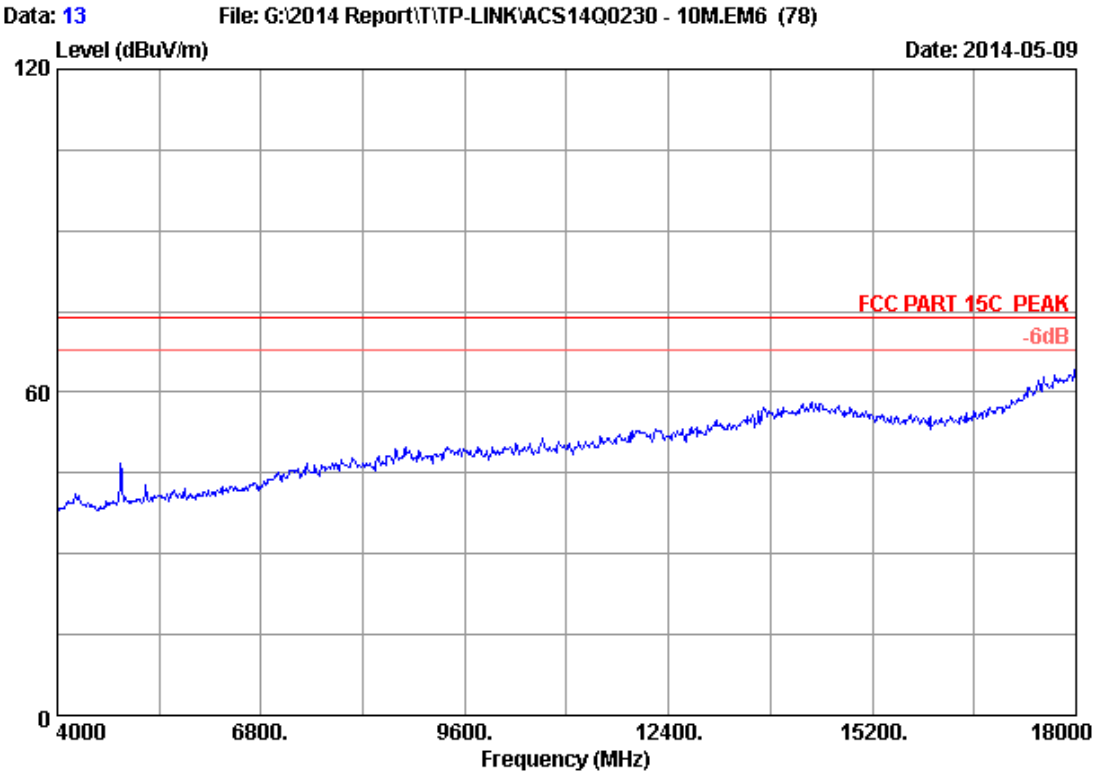


```
Site no.      : 3m Chamber                        Data no.   : 13
Dis. / Ant.   : 3m   2013 3115 (4580)        Ant. pol. : HORIZONTAL
Limit         : FCC PART 15C  PEAK
Env. / Ins.   : 24*C/56%                     Engineer   : Leo-Li
EUT           : 2.4GHz 300Mbps 9dBi Outdoor CPE
Power Rating  : DC 24V From POE Input AC 120V/60Hz
Test Mode     : IEEE802.11b   2437MHz Tx
M/N           : CPE210
```

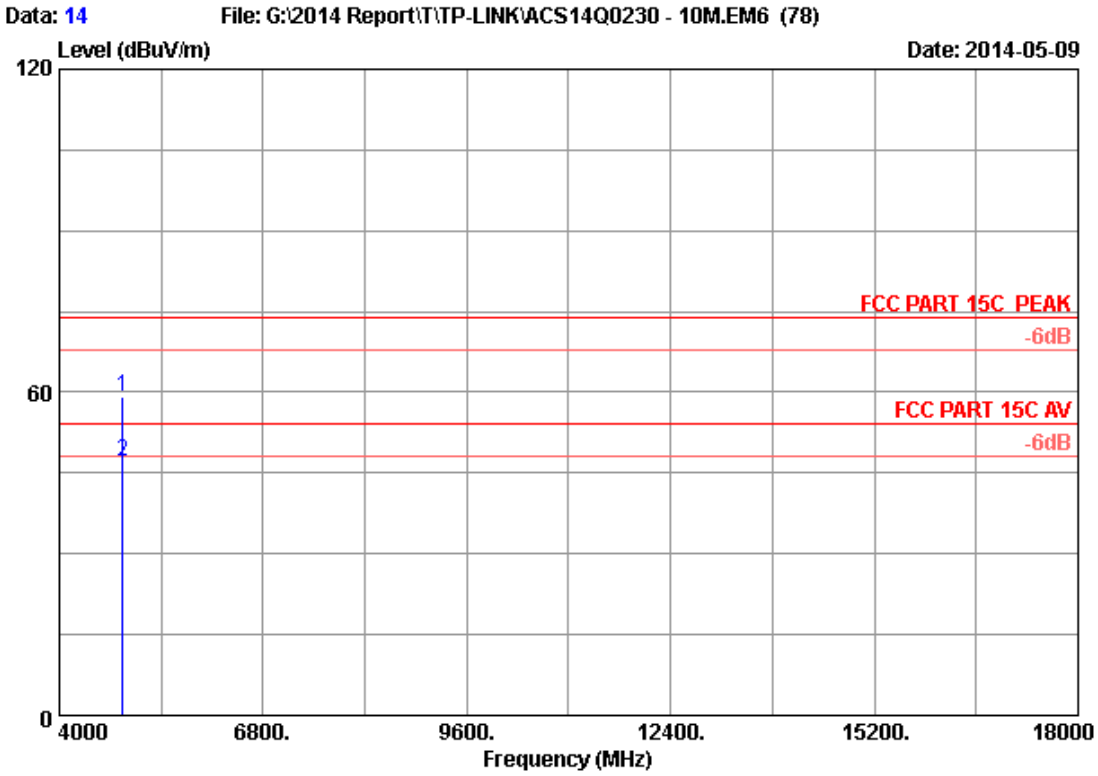

Site no. : 3m Chamber Data no. : 14
Dis. / Ant. : 3m 2013 3115 (4580) Ant. pol. : HORIZONTAL
Limit : FCC PART 15C PEAK
Env. / Ins. : 24*C/56% Engineer : Leo-Li
EUT : 2.4GHz 300Mbps 9dBi Outdoor CPE
Power Rating : DC 24V From POE Input AC 120V/60Hz
Test Mode : IEEE802.11b 2437MHz Tx
M/N : CPE210

No.	Freq. (MHz)	Ant. Factor (dB/m)	Cable Loss (dB)	AMP factor (dB)	Reading (dBuV)	Emission Level (dBuV/m)	Limits (dBuV/m)	Margin (dB)	Remark
1	4874.000	32.97	8.63	35.70	53.42	59.32	74.00	14.68	Peak
2	4874.000	32.97	8.63	35.70	41.09	46.99	54.00	7.01	Average

Remarks: 1. Emission Level= Antenna Factor + Cable Loss + Reading -Amp Factor
2. The emission levels that are 20dB below the official limit are not reported.

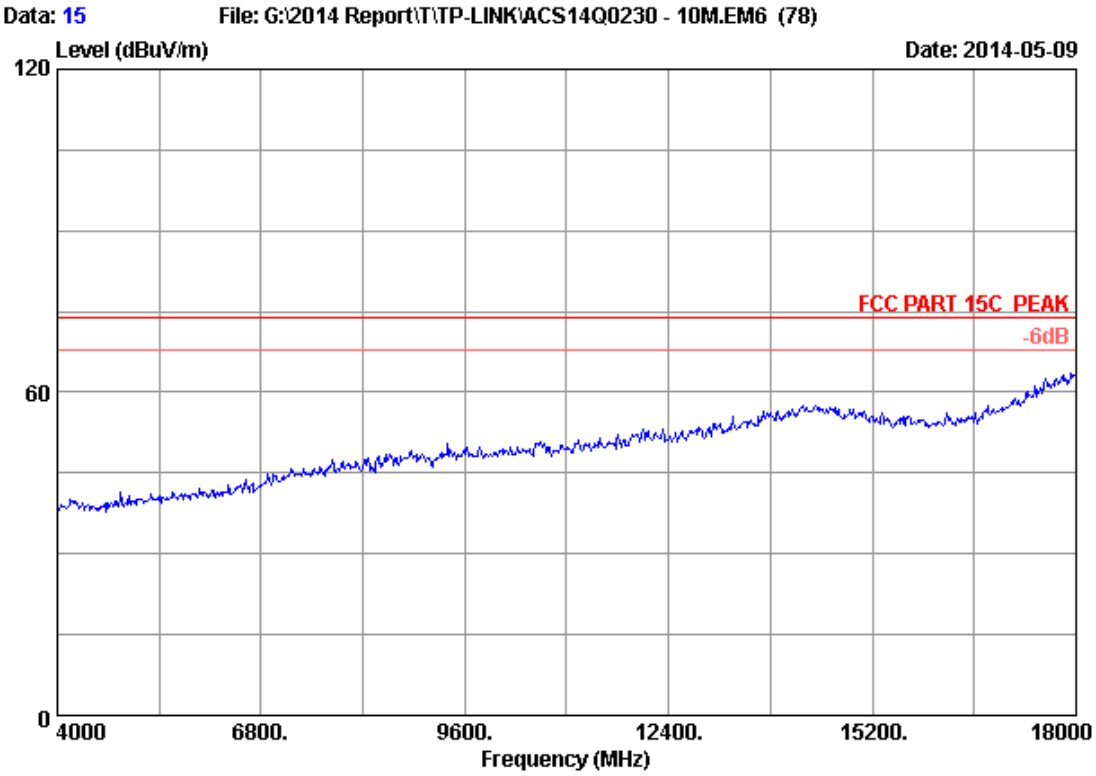


```
Site no.      : 3m Chamber                        Data no.  : 15
Dis. / Ant.   : 3m   2013 3115 (4580)        Ant. pol. : VERTICAL
Limit         : FCC PART 15C  PEAK
Env. / Ins.   : 24*C/56%                     Engineer  : Leo-Li
EUT           : 2.4GHz 300Mbps 9dBi Outdoor CPE
Power Rating  : DC 24V From POE Input AC 120V/60Hz
Test Mode     : IEEE802.11b   2437MHz Tx
M/N           : CPE210
```

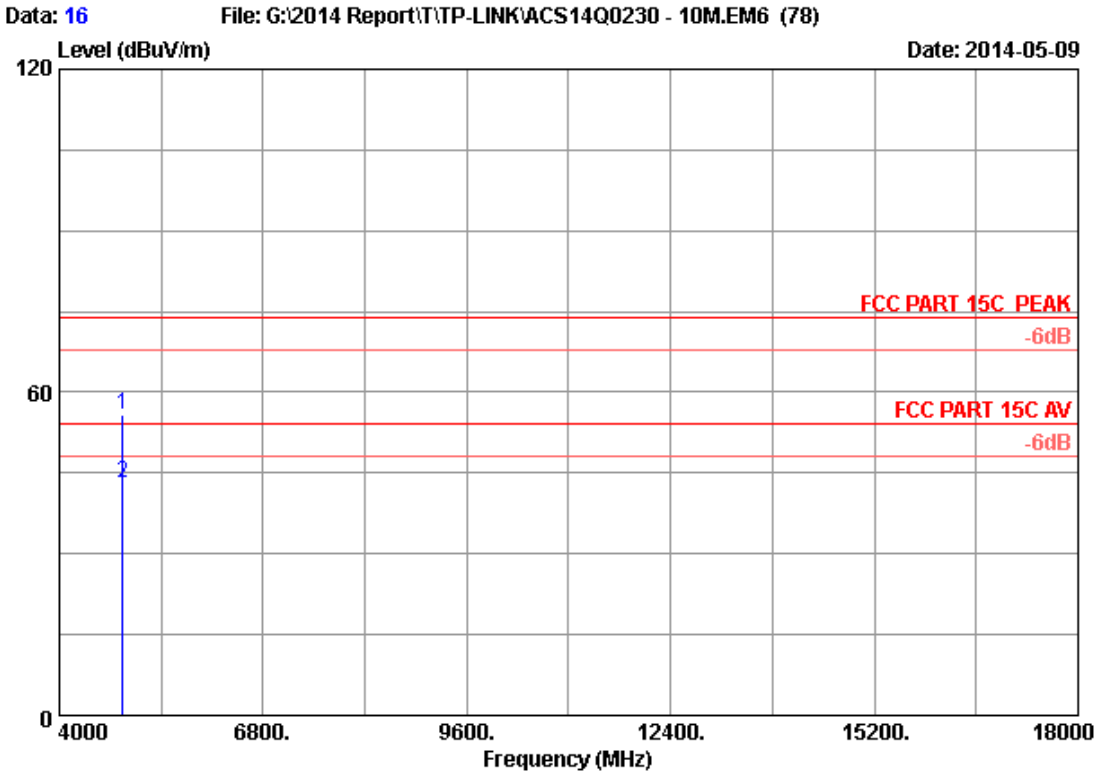

Site no. : 3m Chamber Data no. : 16
Dis. / Ant. : 3m 2013 3115 (4580) Ant. pol. : VERTICAL
Limit : FCC PART 15C PEAK
Env. / Ins. : 24*C/56% Engineer : Leo-Li
EUT : 2.4GHz 300Mbps 9dBi Outdoor CPE
Power Rating : DC 24V From POE Input AC 120V/60Hz
Test Mode : IEEE802.11n HT20 2462MHz Tx
M/N : CPE210

No.	Freq. (MHz)	Ant. Factor (dB/m)	Cable Loss (dB)	AMP factor (dB)	Reading (dBuV)	Emission Level (dBuV/m)	Limits (dBuV/m)	Margin (dB)	Remark
1	4874.000	32.97	8.63	35.70	50.09	55.99	74.00	18.01	Peak
2	4874.000	32.97	8.63	35.70	37.07	42.97	54.00	11.03	Average

Remarks: 1. Emission Level= Antenna Factor + Cable Loss + Reading -Amp Factor
2. The emission levels that are 20dB below the official limit are not reported.

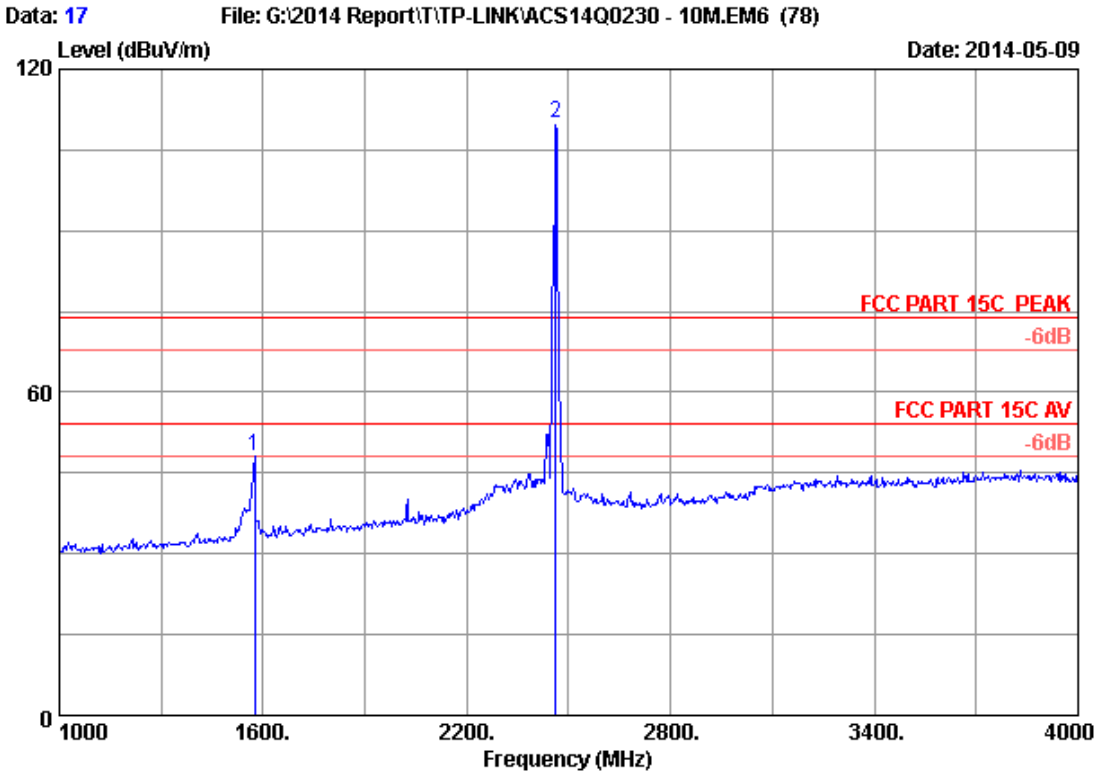

Site no. : 3m Chamber Data no. : 17
Dis. / Ant. : 3m 2013 3115 (4580) Ant. pol. : VERTICAL
Limit : FCC PART 15C PEAK
Env. / Ins. : 24*C/56% Engineer : Leo-Li
EUT : 2.4GHz 300Mbps 9dBi Outdoor CPE
Power Rating : DC 24V From POE Input AC 120V/60Hz
Test Mode : IEEE802.11b 2462MHz Tx
M/N : CPE210

No.	Freq. (MHz)	Ant. Factor (dB/m)	Cable Loss (dB)	AMP factor (dB)	Reading (dBuV)	Emission Level (dBuV/m)	Limits (dBuV/m)	Margin (dB)	Remark
1	1576.000	25.52	4.60	36.17	54.19	48.14	74.00	25.86	Peak
2	2462.000	28.32	5.89	35.70	111.63	110.14	74.00	-36.14	Peak

Remarks: 1. Emission Level= Antenna Factor + Cable Loss + Reading -Amp Factor
2. The emission levels that are 20dB below the official limit are not reported.

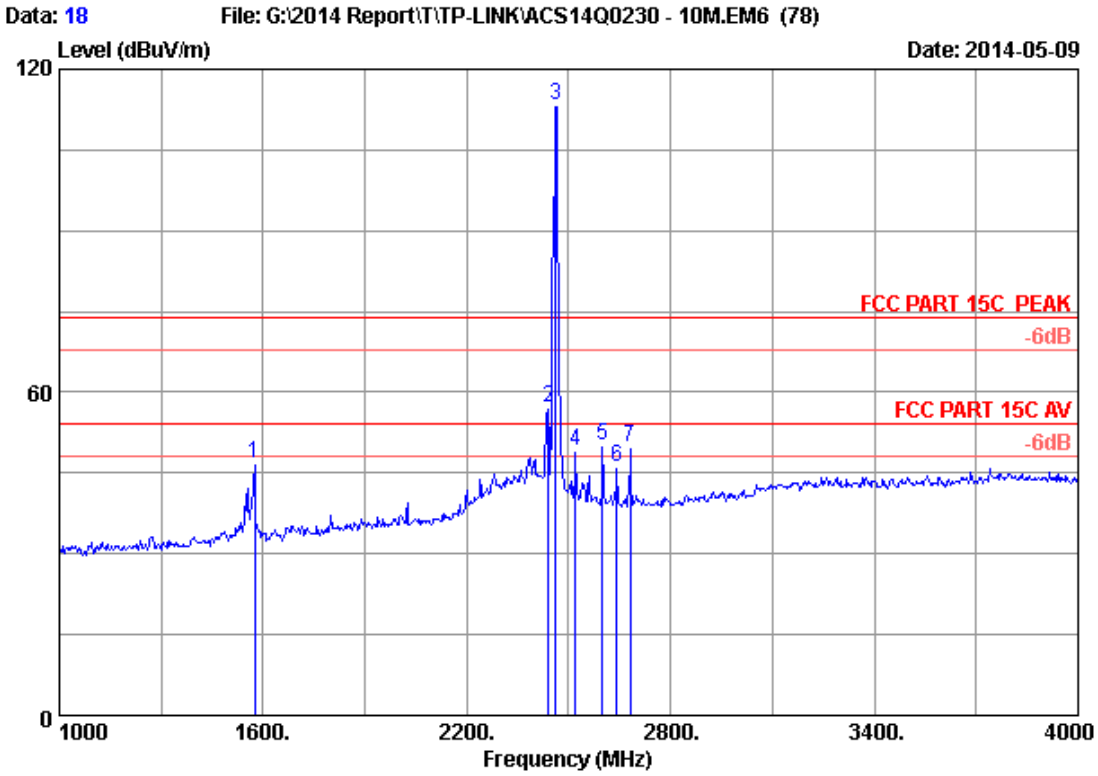

Site no. : 3m Chamber Data no. : 18
Dis. / Ant. : 3m 2013 3115 (4580) Ant. pol. : HORIZONTAL
Limit : FCC PART 15C PEAK
Env. / Ins. : 24*C/56% Engineer : Leo-Li
EUT : 2.4GHz 300Mbps 9dBi Outdoor CPE
Power Rating : DC 24V From POE Input AC 120V/60Hz
Test Mode : IEEE802.11b 2462MHz Tx
M/N : CPE210

No.	Freq. (MHz)	Ant. Factor (dB/m)	Cable Loss (dB)	AMP factor (dB)	Reading (dBuV)	Emission Level (dBuV/m)	Limits (dBuV/m)	Margin (dB)	Remark
1	1576.000	25.52	4.60	36.17	52.85	46.80	74.00	27.20	Peak
2	2440.000	28.27	5.86	35.70	58.69	57.12	74.00	16.88	Peak
3	2462.000	28.32	5.89	35.70	114.86	113.37	74.00	-39.37	Peak
4	2521.000	28.48	5.97	35.70	50.52	49.27	74.00	24.73	Peak
5	2599.000	28.80	6.09	35.70	50.86	50.05	74.00	23.95	Peak
6	2641.000	28.96	6.15	35.70	46.85	46.26	74.00	27.74	Peak
7	2680.000	29.12	6.20	35.70	50.08	49.70	74.00	24.30	Peak

Remarks: 1. Emission Level= Antenna Factor + Cable Loss + Reading -Amp Factor
2. The emission levels that are 20dB below the official limit are not reported.

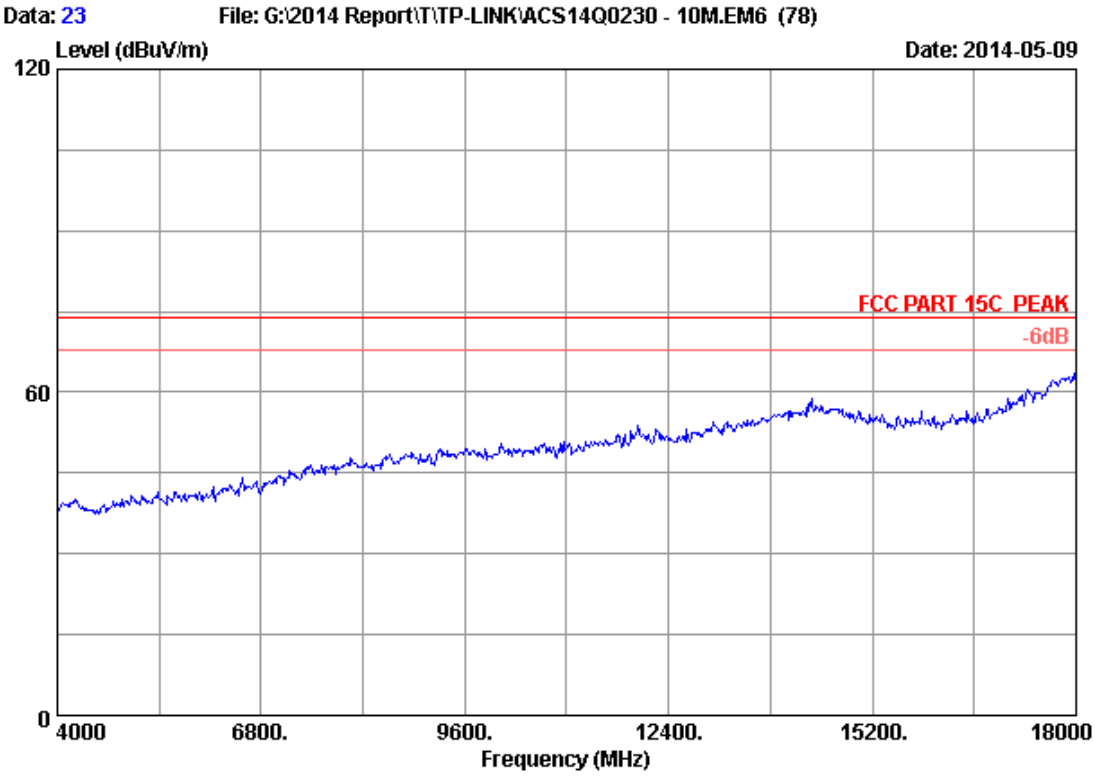


```
Site no.      : 3m Chamber                        Data no.  : 23
Dis. / Ant.   : 3m   2013 3115 (4580)        Ant. pol. : VERTICAL
Limit         : FCC PART 15C  PEAK
Env. / Ins.   : 24*C/56%                     Engineer  : Leo-Li
EUT           : 2.4GHz 300Mbps 9dBi Outdoor CPE
Power Rating  : DC 24V From POE Input AC 120V/60Hz
Test Mode     : IEEE802.11b   2462MHz Tx
M/N           : CPE210
```

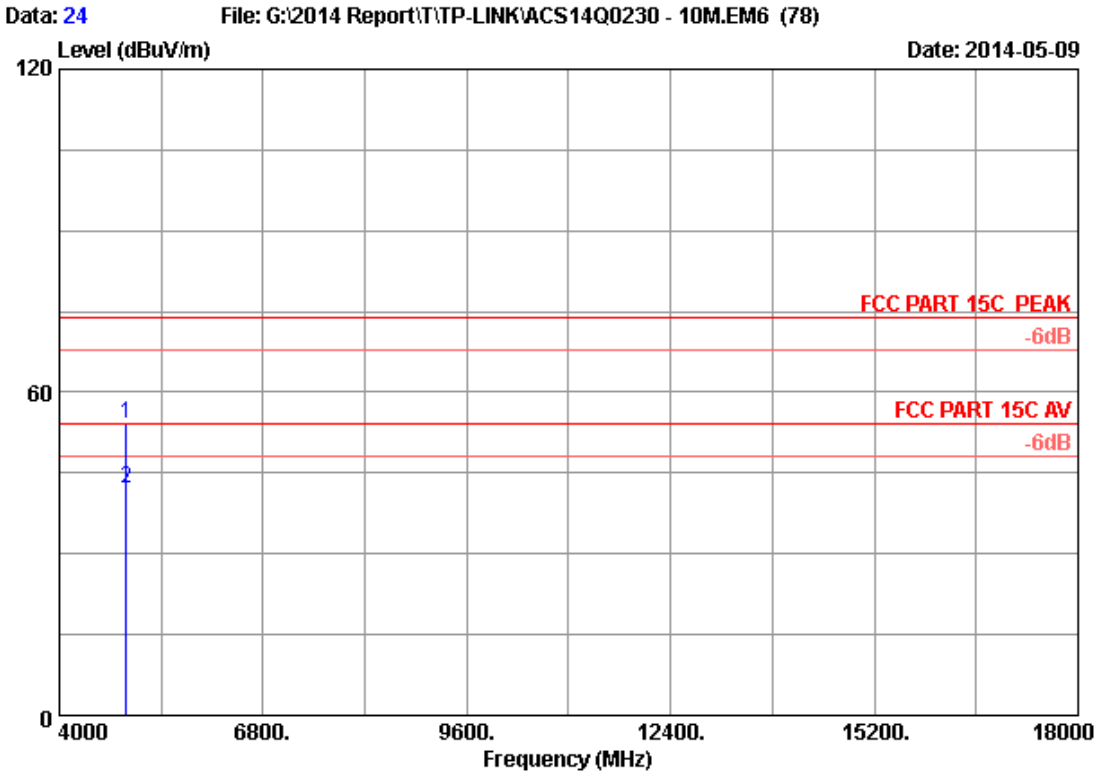

Site no. : 3m Chamber Data no. : 24
Dis. / Ant. : 3m 2013 3115 (4580) Ant. pol. : VERTICAL
Limit : FCC PART 15C PEAK
Env. / Ins. : 24*C/56% Engineer : Leo-Li
EUT : 2.4GHz 300Mbps 9dBi Outdoor CPE
Power Rating : DC 24V From POE Input AC 120V/60Hz
Test Mode : IEEE802.11b 2462MHz Tx
M/N : CPE210

No.	Freq. (MHz)	Ant. Factor (dB/m)	Cable Loss (dB)	AMP factor (dB)	Reading (dBuV)	Emission Level (dBuV/m)	Limits (dBuV/m)	Margin (dB)	Remark
1	4924.000	33.06	8.69	35.70	48.17	54.22	74.00	19.78	Peak
2	4924.000	33.06	8.69	35.70	36.15	42.20	54.00	11.80	Average

Remarks: 1. Emission Level= Antenna Factor + Cable Loss + Reading -Amp Factor
2. The emission levels that are 20dB below the official limit are not reported.

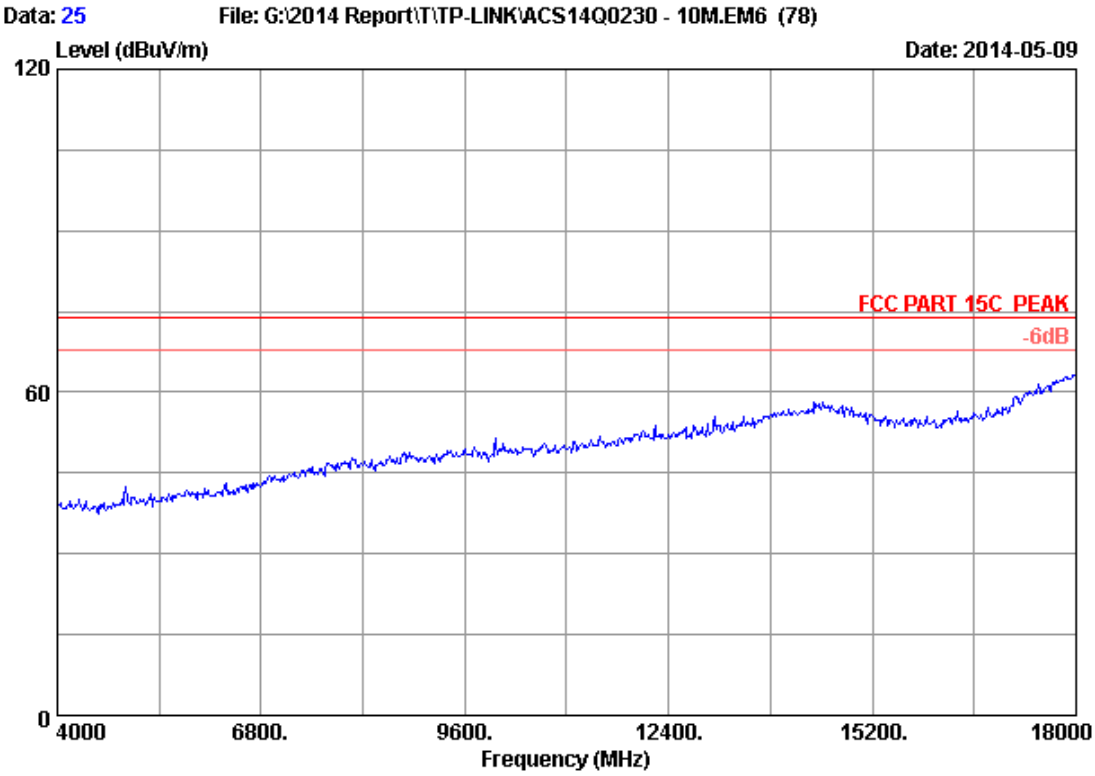


```
Site no.      : 3m Chamber                        Data no.  : 25
Dis. / Ant.   : 3m   2013 3115 (4580)        Ant. pol. : HORIZONTAL
Limit         : FCC PART 15C  PEAK
Env. / Ins.   : 24*C/56%                     Engineer  : Leo-Li
EUT           : 2.4GHz 300Mbps 9dBi Outdoor CPE
Power Rating  : DC 24V From POE Input AC 120V/60Hz
Test Mode     : IEEE802.11b   2462MHz Tx
M/N           : CPE210
```

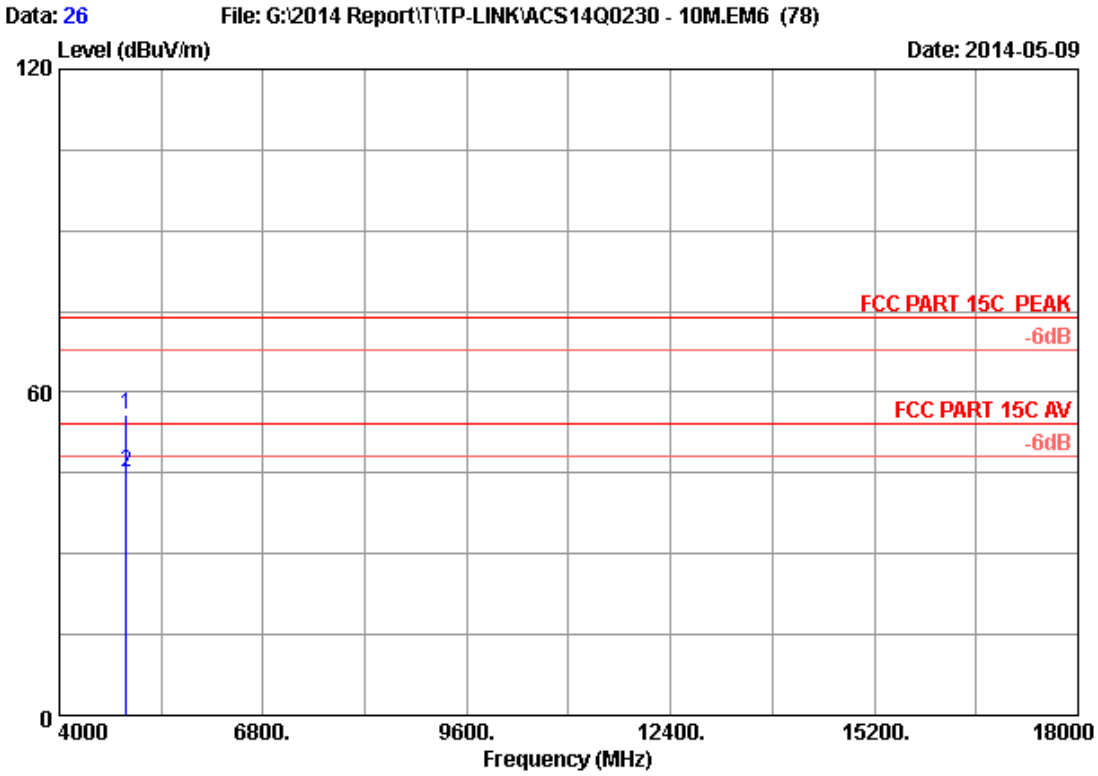

Site no. : 3m Chamber Data no. : 26
Dis. / Ant. : 3m 2013 3115 (4580) Ant. pol. : HORIZONTAL
Limit : FCC PART 15C PEAK
Env. / Ins. : 24*C/56% Engineer : Leo-Li
EUT : 2.4GHz 300Mbps 9dBi Outdoor CPE
Power Rating : DC 24V From POE Input AC 120V/60Hz
Test Mode : IEEE802.11b 2462MHz Tx
M/N : CPE210

No.	Freq. (MHz)	Ant. Factor (dB/m)	Cable Loss (dB)	AMP factor (dB)	Reading (dBuV)	Emission Level (dBuV/m)	Limits (dBuV/m)	Margin (dB)	Remark
1	4924.000	33.06	8.69	35.70	49.86	55.91	74.00	18.09	Peak
2	4924.000	33.06	8.69	35.70	39.05	45.10	54.00	8.90	Average

Remarks: 1. Emission Level= Antenna Factor + Cable Loss + Reading -Amp Factor
2. The emission levels that are 20dB below the official limit are not reported.

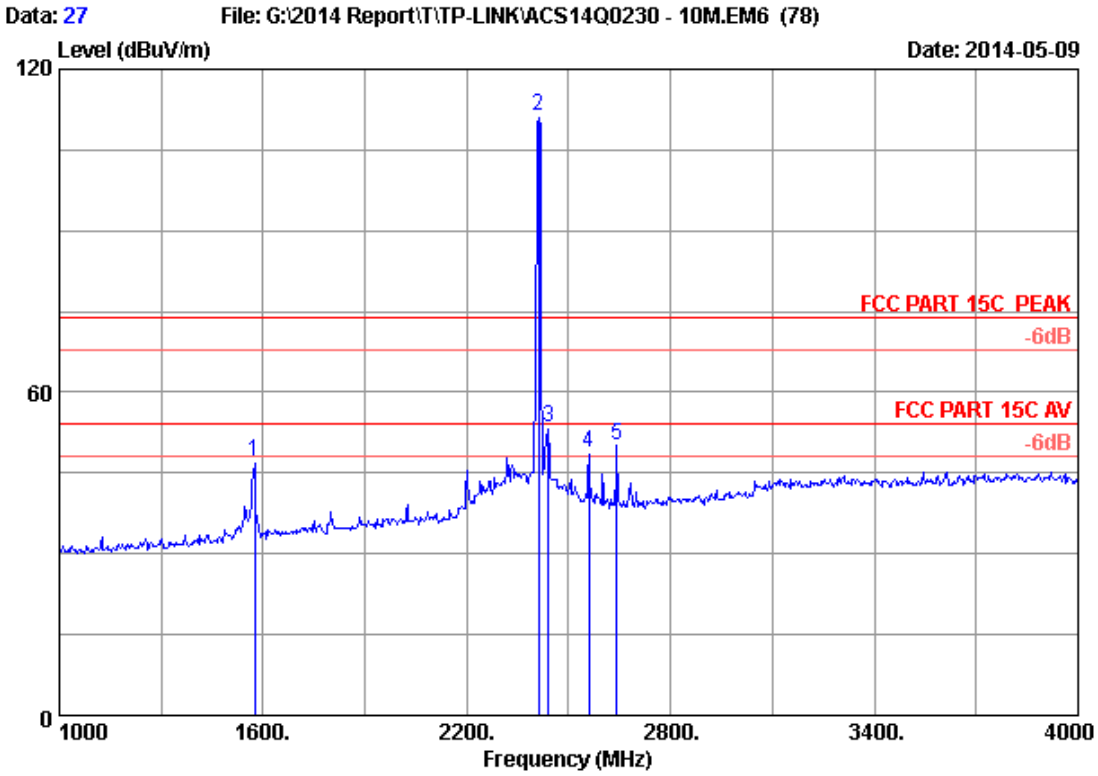

Site no. : 3m Chamber Data no. : 27
Dis. / Ant. : 3m 2013 3115 (4580) Ant. pol. : HORIZONTAL
Limit : FCC PART 15C PEAK
Env. / Ins. : 24*C/56% Engineer : Leo-Li
EUT : 2.4GHz 300Mbps 9dBi Outdoor CPE
Power Rating : DC 24V From POE Input AC 120V/60Hz
Test Mode : IEEE802.11g 2412MHz Tx
M/N : CPE210

No.	Freq. (MHz)	Ant. Factor (dB/m)	Cable Loss (dB)	AMP factor (dB)	Reading (dBuV)	Emission Level (dBuV/m)	Limits (dBuV/m)	Margin (dB)	Remark
1	1576.000	25.52	4.60	36.17	53.17	47.12	74.00	26.88	Peak
2	2412.000	28.21	5.81	35.70	112.87	111.19	74.00	-37.19	Peak
3	2440.000	28.27	5.86	35.70	55.06	53.49	74.00	20.51	Peak
4	2560.000	28.64	6.03	35.70	49.82	48.79	74.00	25.21	Peak
5	2641.000	28.96	6.15	35.70	50.88	50.29	74.00	23.71	Peak

Remarks: 1. Emission Level= Antenna Factor + Cable Loss + Reading -Amp Factor
2. The emission levels that are 20dB below the official limit are not reported.

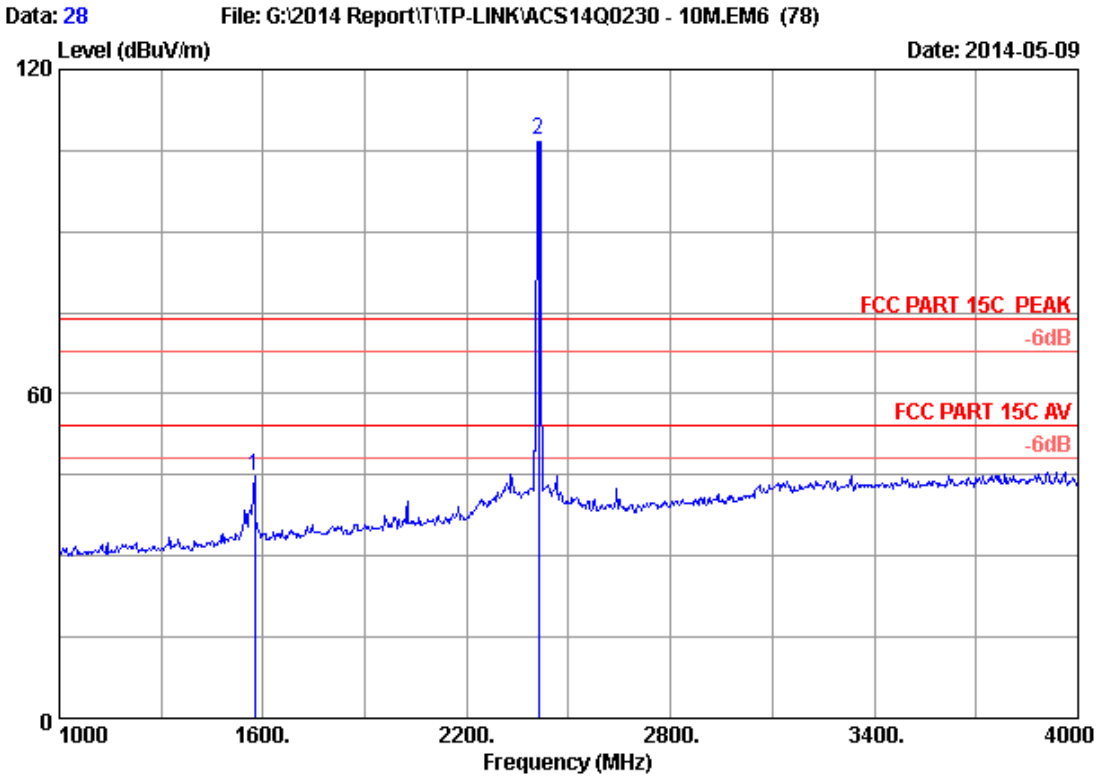

Site no. : 3m Chamber Data no. : 28
Dis. / Ant. : 3m 2013 3115 (4580) Ant. pol. : VERTICAL
Limit : FCC PART 15C PEAK
Env. / Ins. : 24*C/56% Engineer : Leo-Li
EUT : 2.4GHz 300Mbps 9dBi Outdoor CPE
Power Rating : DC 24V From POE Input AC 120V/60Hz
Test Mode : IEEE802.11g 2412MHz Tx
M/N : CPE210

No.	Freq. (MHz)	Ant. Factor (dB/m)	Cable Loss (dB)	AMP factor (dB)	Reading (dBuV)	Emission Level (dBuV/m)	Limits (dBuV/m)	Margin (dB)	Remark
1	1576.000	25.52	4.60	36.17	50.90	44.85	74.00	29.15	Peak
2	2412.000	28.21	5.81	35.70	108.68	107.00	74.00	-33.00	Peak

Remarks: 1. Emission Level= Antenna Factor + Cable Loss + Reading -Amp Factor
2. The emission levels that are 20dB below the official limit are not reported.

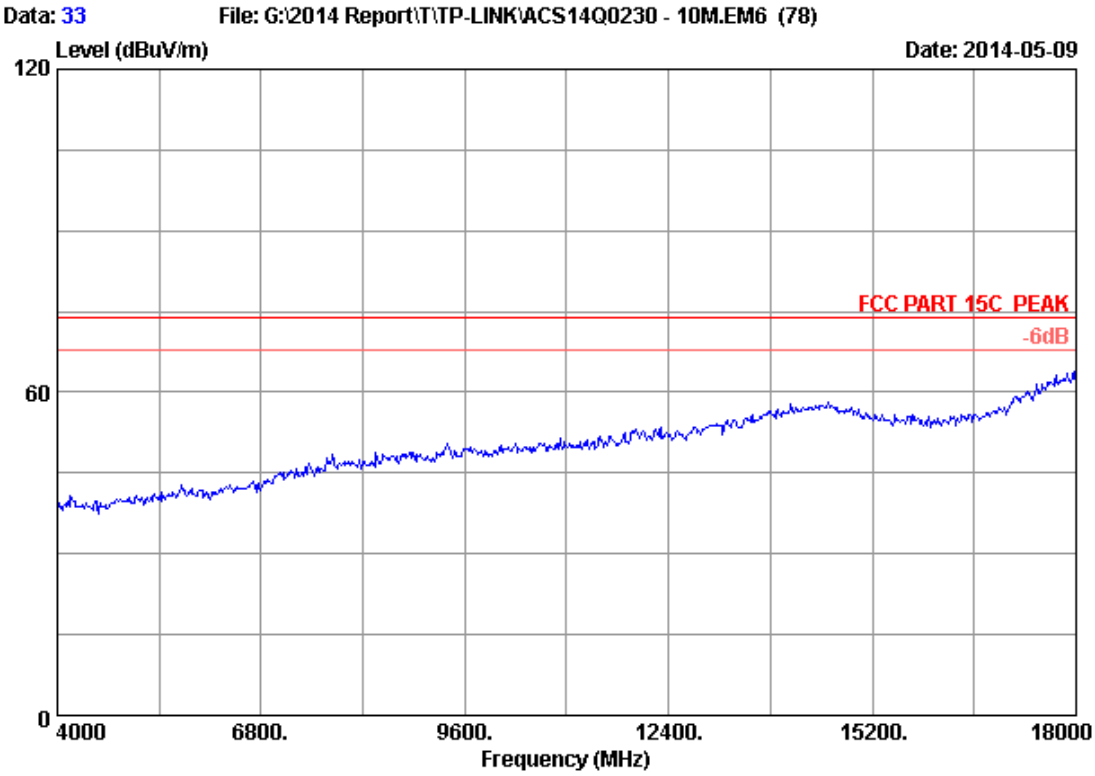


```
Site no.      : 3m Chamber                        Data no.  : 33
Dis. / Ant.   : 3m   2013 3115 (4580)        Ant. pol. : HORIZONTAL
Limit         : FCC PART 15C  PEAK
Env. / Ins.   : 24*C/56%                     Engineer  : Leo-Li
EUT           : 2.4GHz 300Mbps 9dBi Outdoor CPE
Power Rating  : DC 24V From POE Input AC 120V/60Hz
Test Mode     : IEEE802.11g   2412MHz Tx
M/N           : CPE210
```

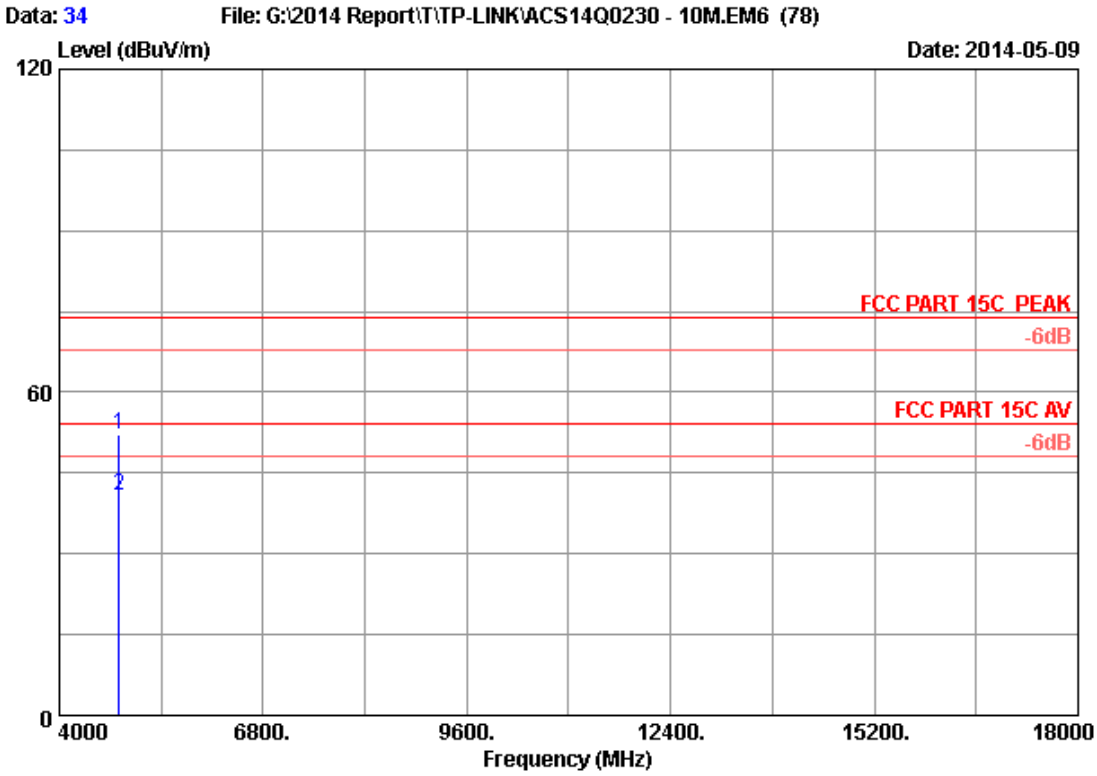

Site no. : 3m Chamber Data no. : 34
Dis. / Ant. : 3m 2013 3115 (4580) Ant. pol. : HORIZONTAL
Limit : FCC PART 15C PEAK
Env. / Ins. : 24*C/56% Engineer : Leo-Li
EUT : 2.4GHz 300Mbps 9dBi Outdoor CPE
Power Rating : DC 24V From POE Input AC 120V/60Hz
Test Mode : IEEE802.11g 2412MHz Tx
M/N : CPE210

No.	Freq. (MHz)	Ant. Factor (dB/m)	Cable Loss (dB)	AMP factor (dB)	Reading (dBuV)	Emission Level (dBuV/m)	Limits (dBuV/m)	Margin (dB)	Remark
1	4824.000	32.88	8.58	35.70	46.39	52.15	74.00	21.85	Peak
2	4824.000	32.88	8.58	35.70	34.87	40.63	54.00	13.37	Average

Remarks: 1. Emission Level= Antenna Factor + Cable Loss + Reading -Amp Factor
2. The emission levels that are 20dB below the official limit are not reported.

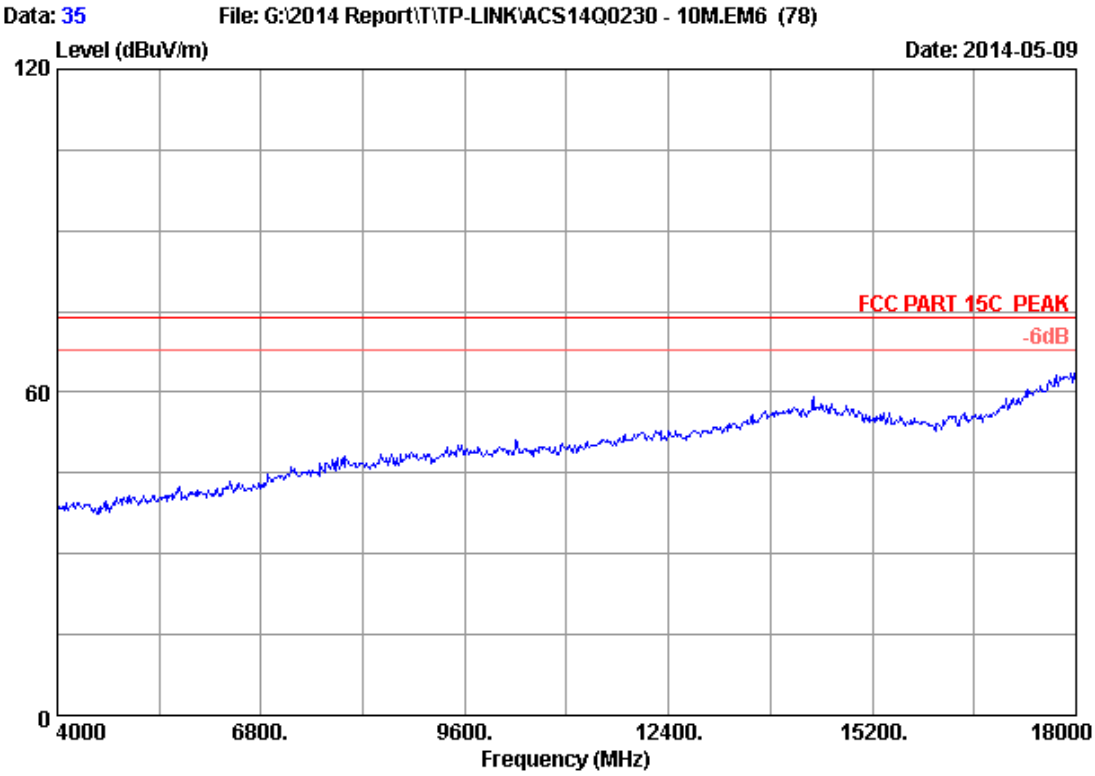


```
Site no.      : 3m Chamber                        Data no.  : 35
Dis. / Ant.   : 3m   2013 3115 (4580)        Ant. pol. : VERTICAL
Limit         : FCC PART 15C  PEAK
Env. / Ins.   : 24*C/56%                     Engineer  : Leo-Li
EUT           : 2.4GHz 300Mbps 9dBi Outdoor CPE
Power Rating  : DC 24V From POE Input AC 120V/60Hz
Test Mode     : IEEE802.11g   2412MHz Tx
M/N           : CPE210
```

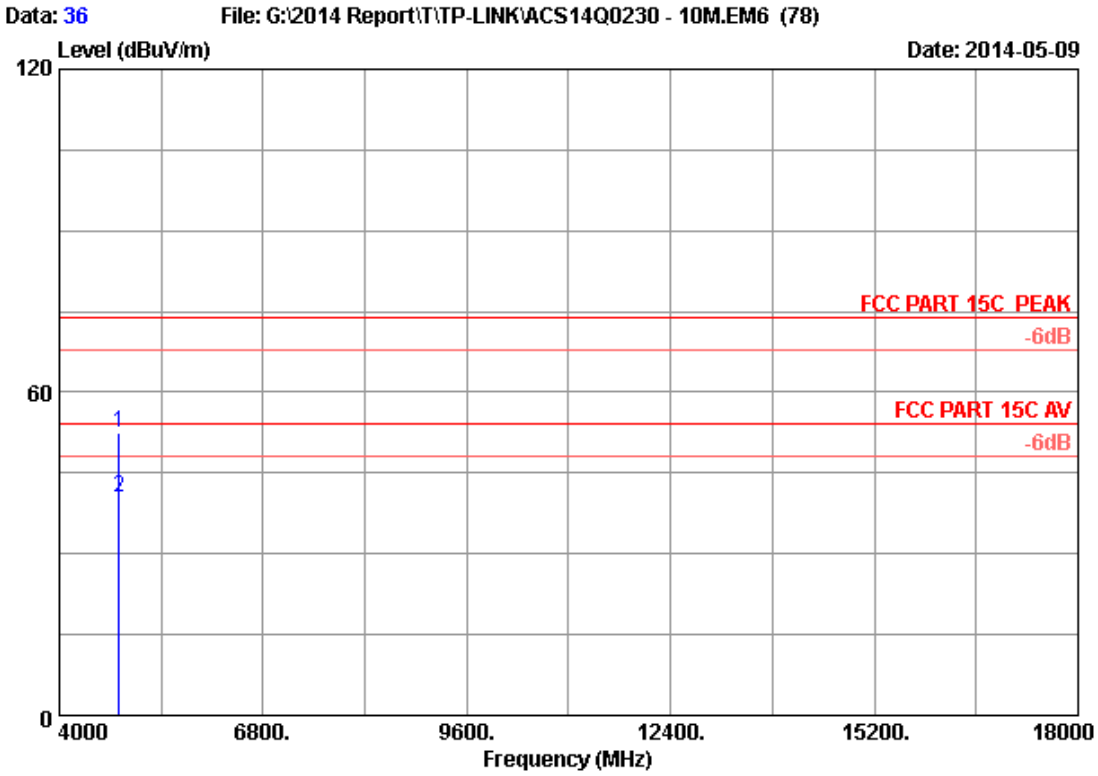

Site no. : 3m Chamber Data no. : 36
Dis. / Ant. : 3m 2013 3115 (4580) Ant. pol. : VERTICAL
Limit : FCC PART 15C PEAK
Env. / Ins. : 24*C/56% Engineer : Leo-Li
EUT : 2.4GHz 300Mbps 9dBi Outdoor CPE
Power Rating : DC 24V From POE Input AC 120V/60Hz
Test Mode : IEEE802.11g 2412MHz Tx
M/N : CPE210

No.	Freq. (MHz)	Ant. Factor (dB/m)	Cable Loss (dB)	AMP factor (dB)	Reading (dBuV)	Emission Level (dBuV/m)	Limits (dBuV/m)	Margin (dB)	Remark
1	4824.000	32.88	8.58	35.70	46.60	52.36	74.00	21.64	Peak
2	4824.000	32.88	8.58	35.70	34.72	40.48	54.00	13.52	Average

Remarks: 1. Emission Level= Antenna Factor + Cable Loss + Reading -Amp Factor
2. The emission levels that are 20dB below the official limit are not reported.

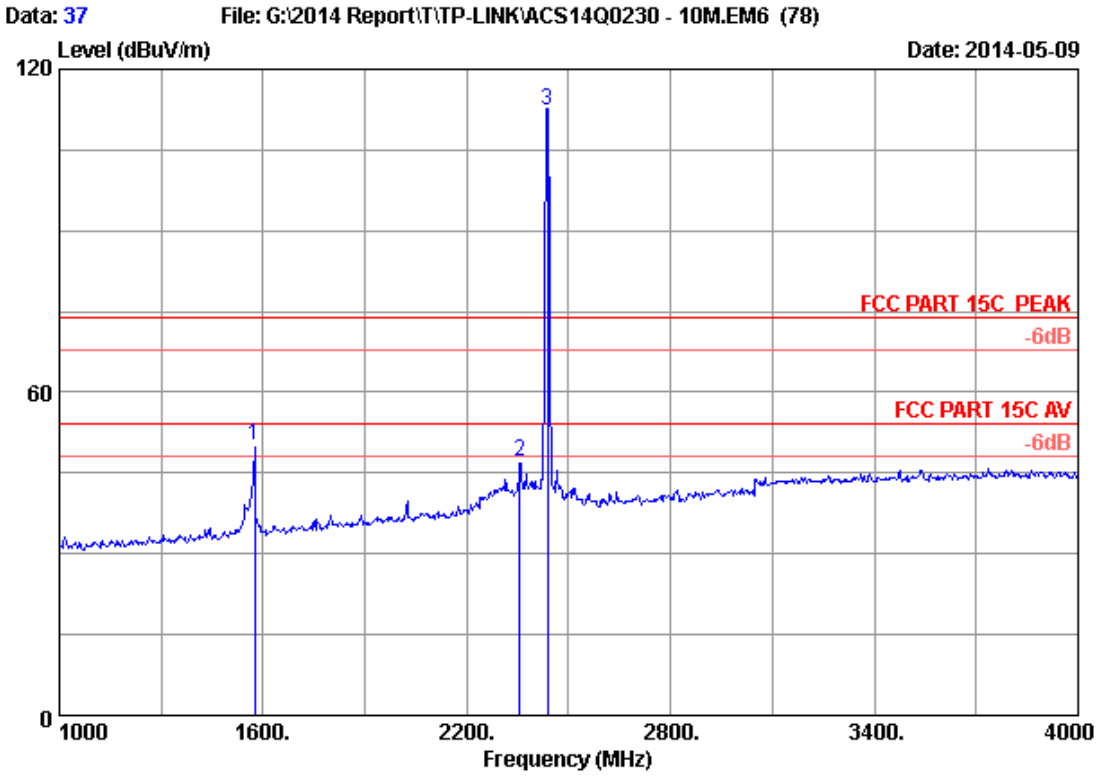

Site no. : 3m Chamber Data no. : 37
Dis. / Ant. : 3m 2013 3115 (4580) Ant. pol. : VERTICAL
Limit : FCC PART 15C PEAK
Env. / Ins. : 24*C/56% Engineer : Leo-Li
EUT : 2.4GHz 300Mbps 9dBi Outdoor CPE
Power Rating : DC 24V From POE Input AC 120V/60Hz
Test Mode : IEEE802.11g 2437MHz Tx
M/N : CPE210

No.	Freq. (MHz)	Ant. Factor (dB/m)	Cable Loss (dB)	AMP factor (dB)	Reading (dBuV)	Emission Level (dBuV/m)	Limits (dBuV/m)	Margin (dB)	Remark
1	1576.000	25.52	4.60	36.17	56.05	50.00	74.00	24.00	Peak
2	2356.000	28.08	5.73	35.70	49.07	47.18	74.00	26.82	Peak
3	2437.000	28.26	5.85	35.70	113.90	112.31	74.00	-38.31	Peak

Remarks: 1. Emission Level= Antenna Factor + Cable Loss + Reading -Amp Factor
2. The emission levels that are 20dB below the official limit are not reported.

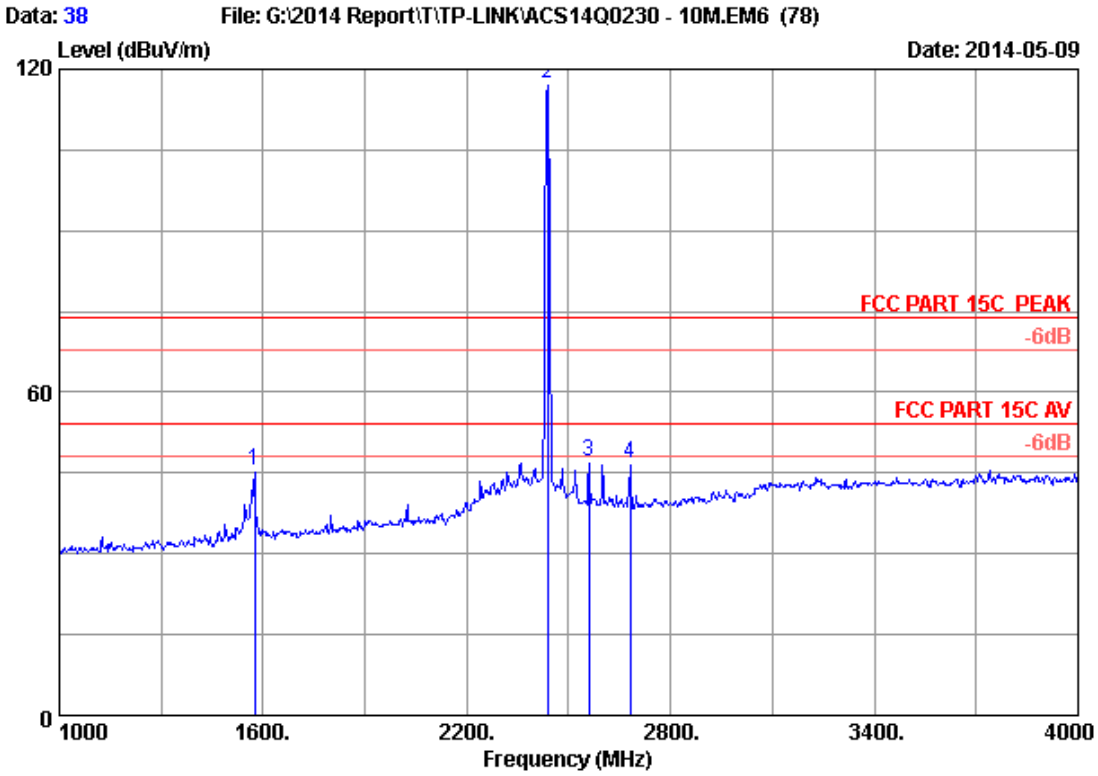

Site no. : 3m Chamber Data no. : 38
Dis. / Ant. : 3m 2013 3115 (4580) Ant. pol. : HORIZONTAL
Limit : FCC PART 15C PEAK
Env. / Ins. : 24*C/56% Engineer : Leo-Li
EUT : 2.4GHz 300Mbps 9dBi Outdoor CPE
Power Rating : DC 24V From POE Input AC 120V/60Hz
Test Mode : IEEE802.11g 2437MHz Tx
M/N : CPE210

No.	Freq. (MHz)	Ant. Factor (dB/m)	Cable Loss (dB)	AMP factor (dB)	Reading (dBuV)	Emission Level (dBuV/m)	Limits (dBuV/m)	Margin (dB)	Remark
1	1576.000	25.52	4.60	36.17	51.47	45.42	74.00	28.58	Peak
2	2437.000	28.26	5.85	35.70	118.92	117.33	74.00	-43.33	Peak
3	2560.000	28.64	6.03	35.70	48.06	47.03	74.00	26.97	Peak
4	2680.000	29.12	6.20	35.70	47.04	46.66	74.00	27.34	Peak

Remarks: 1. Emission Level= Antenna Factor + Cable Loss + Reading -Amp Factor
2. The emission levels that are 20dB below the official limit are not reported.

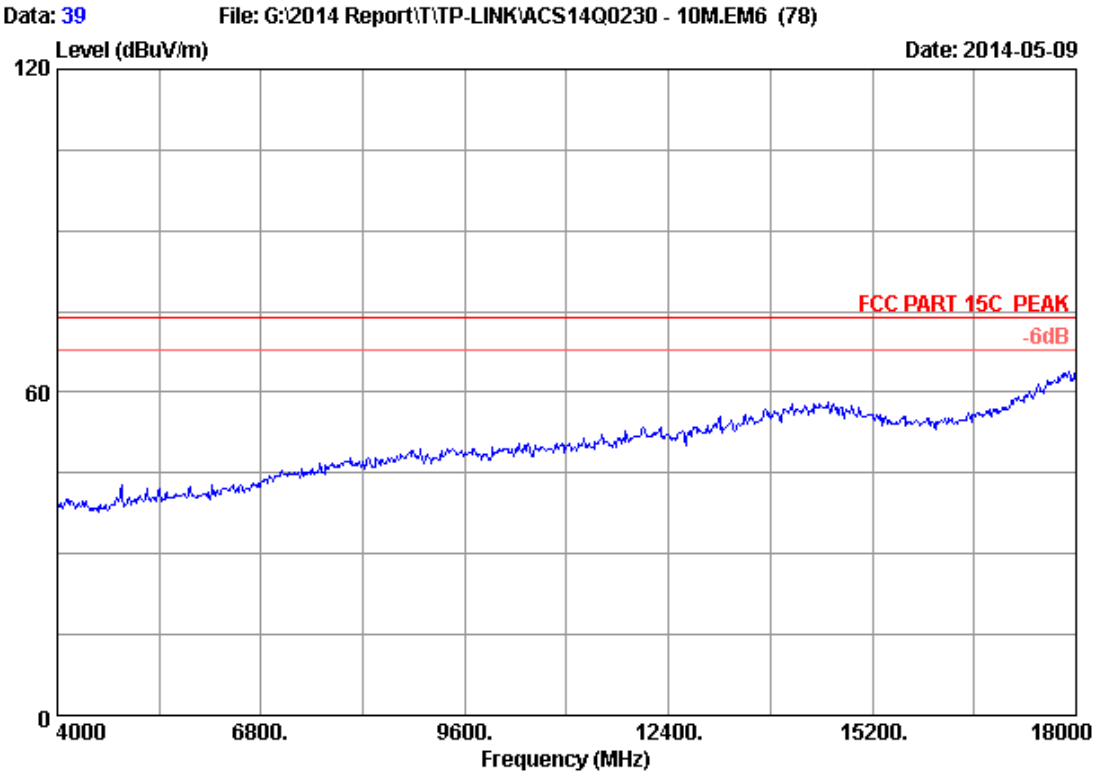


```
Site no.      : 3m Chamber                        Data no.  : 39
Dis. / Ant.   : 3m   2013 3115 (4580)        Ant. pol. : HORIZONTAL
Limit         : FCC PART 15C  PEAK
Env. / Ins.   : 24*C/56%                     Engineer  : Leo-Li
EUT           : 2.4GHz 300Mbps 9dBi Outdoor CPE
Power Rating  : DC 24V From POE Input AC 120V/60Hz
Test Mode     : IEEE802.11g   2437MHz Tx
M/N           : CPE210
```

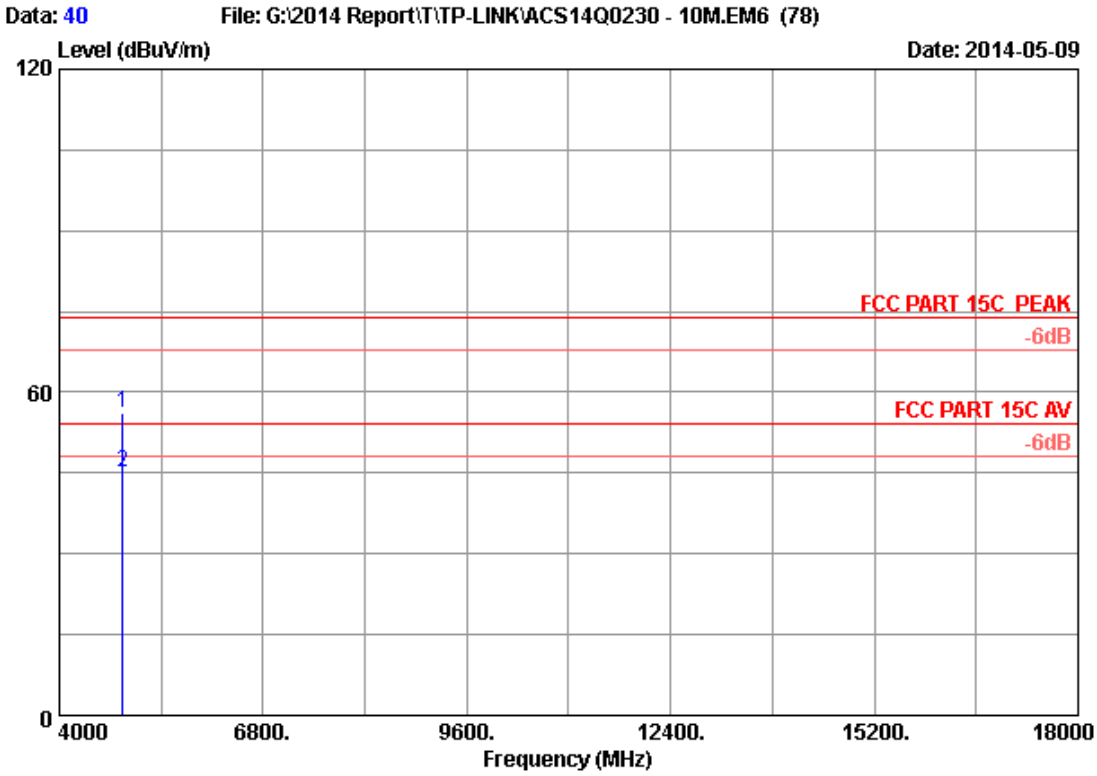

Site no. : 3m Chamber Data no. : 40
Dis. / Ant. : 3m 2013 3115 (4580) Ant. pol. : HORIZONTAL
Limit : FCC PART 15C PEAK
Env. / Ins. : 24*C/56% Engineer : Leo-Li
EUT : 2.4GHz 300Mbps 9dBi Outdoor CPE
Power Rating : DC 24V From POE Input AC 120V/60Hz
Test Mode : IEEE802.11g 2437MHz Tx
M/N : CPE210

No.	Freq. (MHz)	Ant. Factor (dB/m)	Cable Loss (dB)	AMP factor (dB)	Reading (dBuV)	Emission Level (dBuV/m)	Limits (dBuV/m)	Margin (dB)	Remark
1	4874.000	32.97	8.63	35.70	50.19	56.09	74.00	17.91	Peak
2	4874.000	32.97	8.63	35.70	39.07	44.97	54.00	9.03	Average

Remarks: 1. Emission Level= Antenna Factor + Cable Loss + Reading -Amp Factor
2. The emission levels that are 20dB below the official limit are not reported.

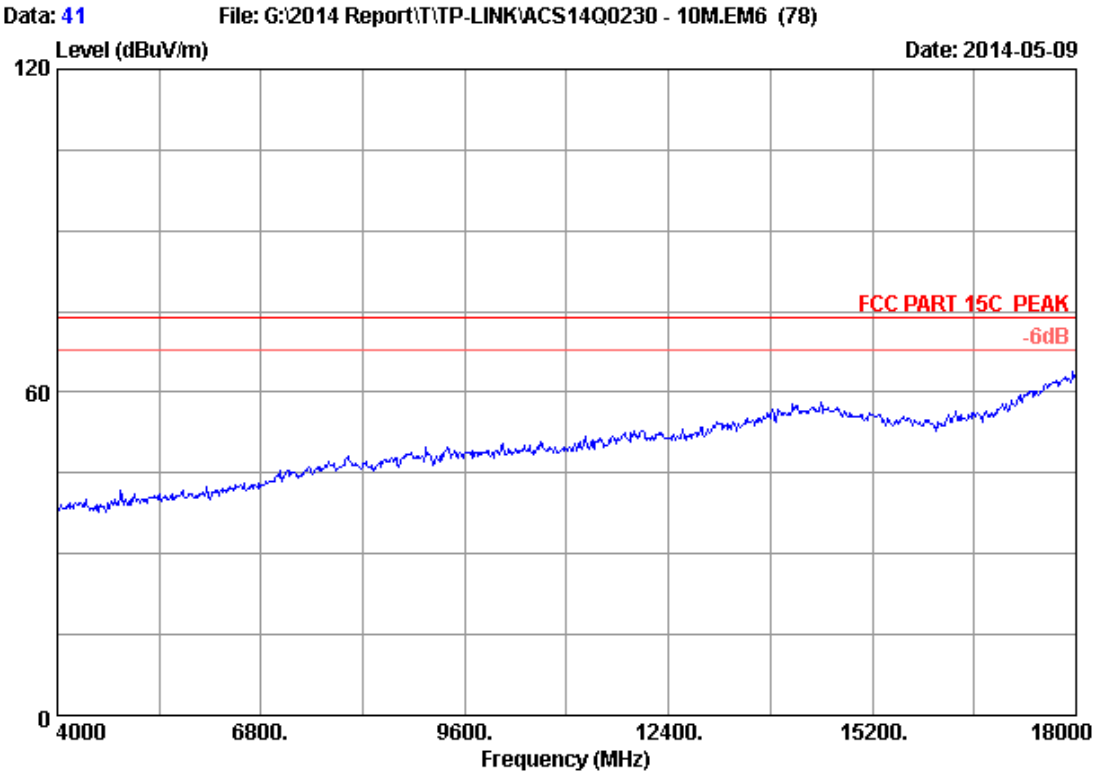


```
Site no.      : 3m Chamber                        Data no.  : 41
Dis. / Ant.   : 3m   2013 3115 (4580)        Ant. pol. : VERTICAL
Limit         : FCC PART 15C  PEAK
Env. / Ins.   : 24*C/56%                     Engineer  : Leo-Li
EUT           : 2.4GHz 300Mbps 9dBi Outdoor CPE
Power Rating  : DC 24V From POE Input AC 120V/60Hz
Test Mode     : IEEE802.11g   2437MHz Tx
M/N           : CPE210
```

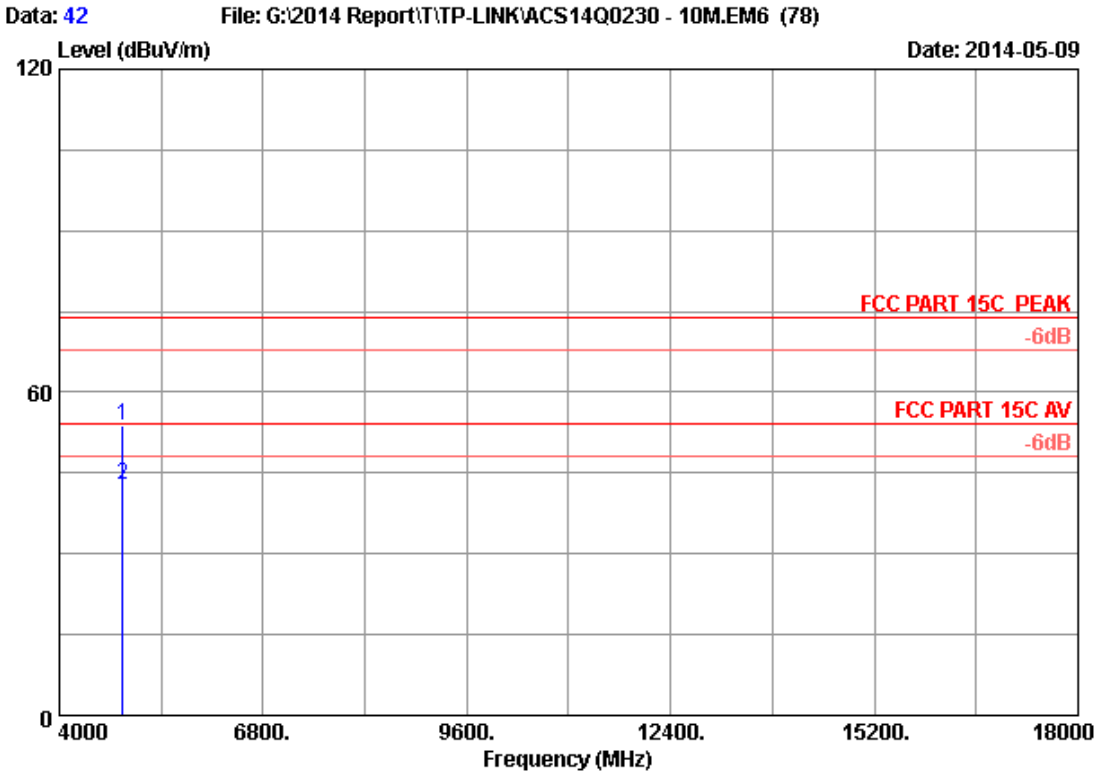

Site no. : 3m Chamber Data no. : 42
Dis. / Ant. : 3m 2013 3115 (4580) Ant. pol. : VERTICAL
Limit : FCC PART 15C PEAK
Env. / Ins. : 24*C/56% Engineer : Leo-Li
EUT : 2.4GHz 300Mbps 9dBi Outdoor CPE
Power Rating : DC 24V From POE Input AC 120V/60Hz
Test Mode : IEEE802.11g 2437MHz Tx
M/N : CPE210

No.	Freq. (MHz)	Ant. Factor (dB/m)	Cable Loss (dB)	AMP factor (dB)	Reading (dBuV)	Emission Level (dBuV/m)	Limits (dBuV/m)	Margin (dB)	Remark
1	4874.000	32.97	8.63	35.70	48.07	53.97	74.00	20.03	Peak
2	4874.000	32.97	8.63	35.70	36.95	42.85	54.00	11.15	Average

Remarks: 1. Emission Level= Antenna Factor + Cable Loss + Reading -Amp Factor
2. The emission levels that are 20dB below the official limit are not reported.

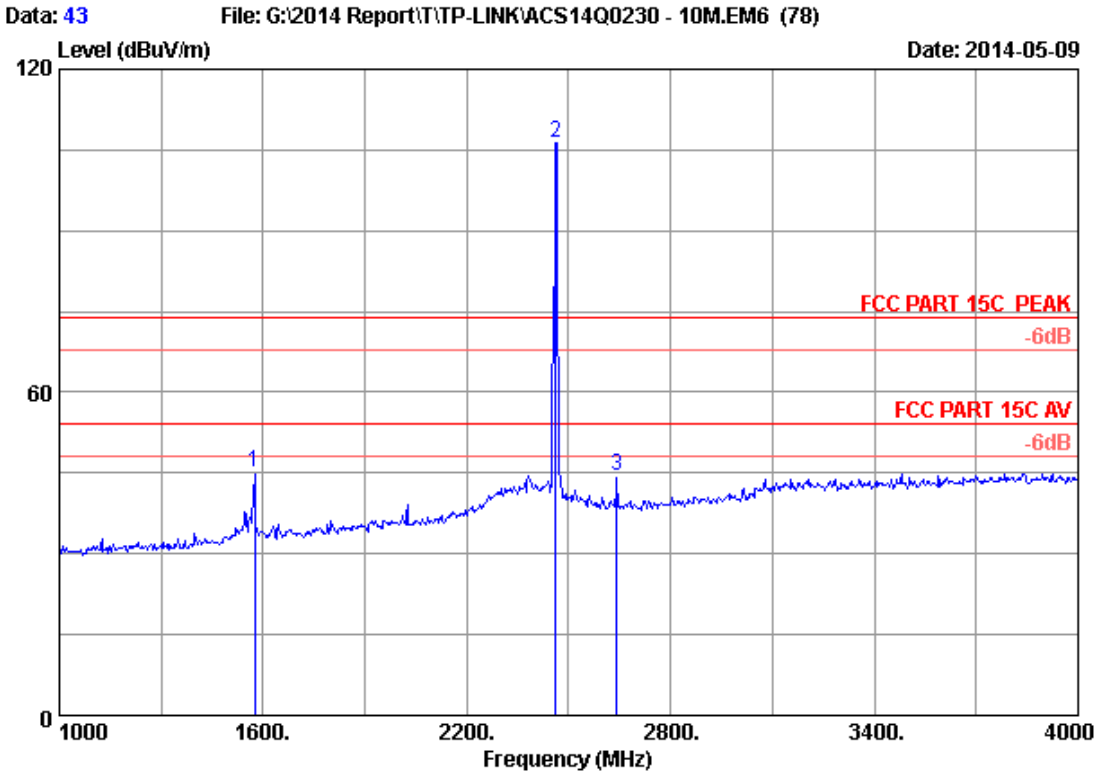

Site no. : 3m Chamber Data no. : 43
Dis. / Ant. : 3m 2013 3115 (4580) Ant. pol. : VERTICAL
Limit : FCC PART 15C PEAK
Env. / Ins. : 24*C/56% Engineer : Leo-Li
EUT : 2.4GHz 300Mbps 9dBi Outdoor CPE
Power Rating : DC 24V From POE Input AC 120V/60Hz
Test Mode : IEEE802.11g 2462MHz Tx
M/N : CPE210

No.	Freq. (MHz)	Ant. Factor (dB/m)	Cable Loss (dB)	AMP factor (dB)	Reading (dBuV)	Emission Level (dBuV/m)	Limits (dBuV/m)	Margin (dB)	Remark
1	1576.000	25.52	4.60	36.17	51.07	45.02	74.00	28.98	Peak
2	2462.000	28.32	5.89	35.70	107.80	106.31	74.00	-32.31	Peak
3	2641.000	28.96	6.15	35.70	45.19	44.60	74.00	29.40	Peak

Remarks: 1. Emission Level= Antenna Factor + Cable Loss + Reading -Amp Factor
2. The emission levels that are 20dB below the official limit are not reported.

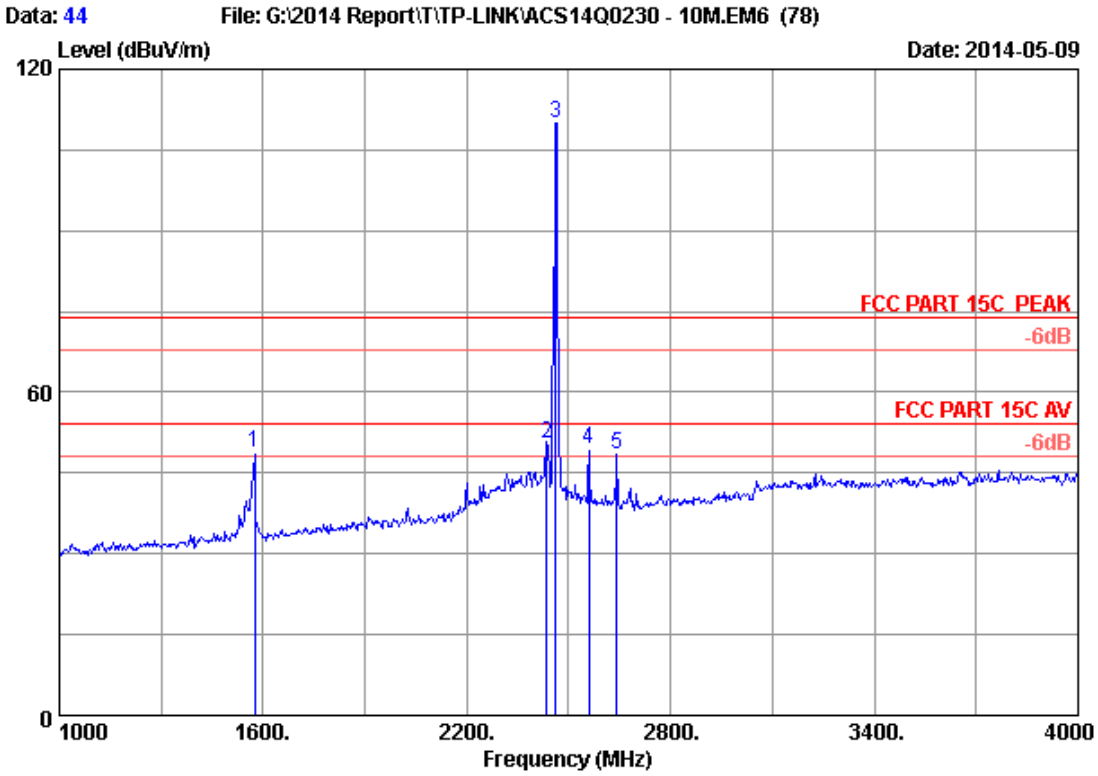

Site no. : 3m Chamber Data no. : 44
Dis. / Ant. : 3m 2013 3115 (4580) Ant. pol. : HORIZONTAL
Limit : FCC PART 15C PEAK
Env. / Ins. : 24*C/56% Engineer : Leo-Li
EUT : 2.4GHz 300Mbps 9dBi Outdoor CPE
Power Rating : DC 24V From POE Input AC 120V/60Hz
Test Mode : IEEE802.11g 2462MHz Tx
M/N : CPE210

No.	Freq. (MHz)	Ant. Factor (dB/m)	Cable Loss (dB)	AMP factor (dB)	Reading (dBuV)	Emission Level (dBuV/m)	Limits (dBuV/m)	Margin (dB)	Remark
1	1576.000	25.52	4.60	36.17	54.85	48.80	74.00	25.20	Peak
2	2434.000	28.25	5.85	35.70	52.17	50.57	74.00	23.43	Peak
3	2462.000	28.32	5.89	35.70	111.52	110.03	74.00	-36.03	Peak
4	2560.000	28.64	6.03	35.70	50.49	49.46	74.00	24.54	Peak
5	2641.000	28.96	6.15	35.70	49.03	48.44	74.00	25.56	Peak

Remarks: 1. Emission Level= Antenna Factor + Cable Loss + Reading -Amp Factor
2. The emission levels that are 20dB below the official limit are not reported.

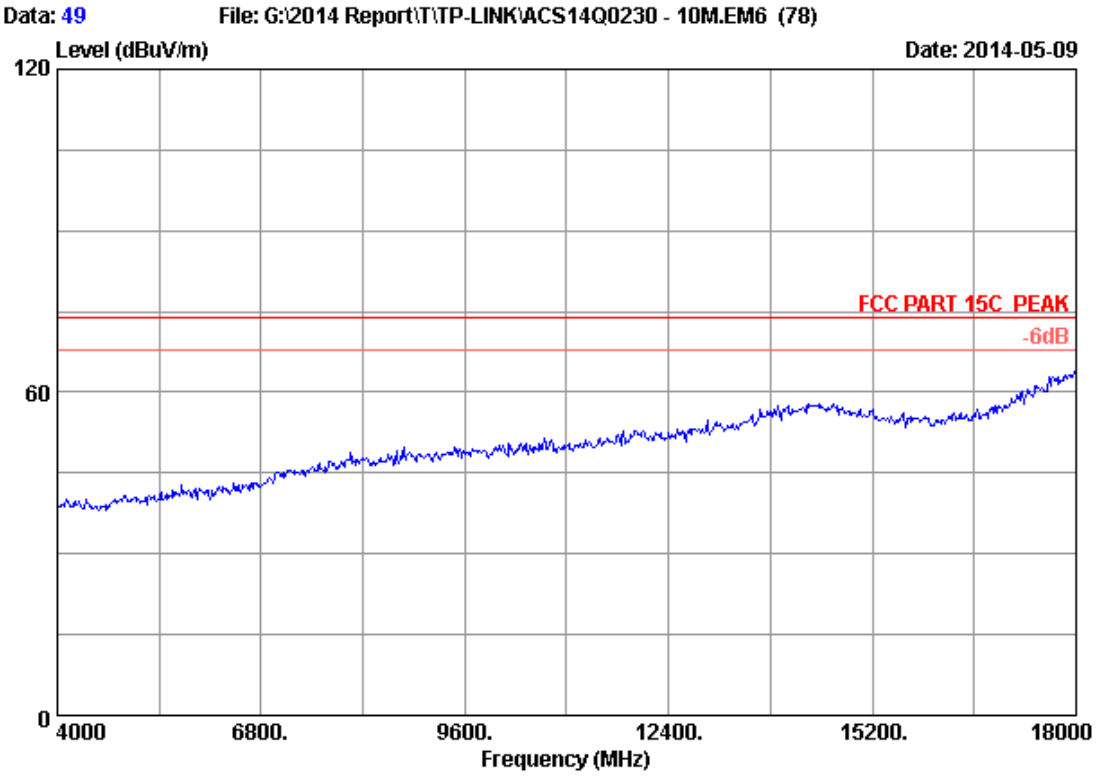


```
Site no.      : 3m Chamber                        Data no.  : 49
Dis. / Ant.   : 3m   2013 3115 (4580)        Ant. pol. : VERTICAL
Limit         : FCC PART 15C  PEAK
Env. / Ins.   : 24*C/56%                     Engineer  : Leo-Li
EUT           : 2.4GHz 300Mbps 9dBi Outdoor CPE
Power Rating  : DC 24V From POE Input AC 120V/60Hz
Test Mode     : IEEE802.11g   2462MHz Tx
M/N           : CPE210
```

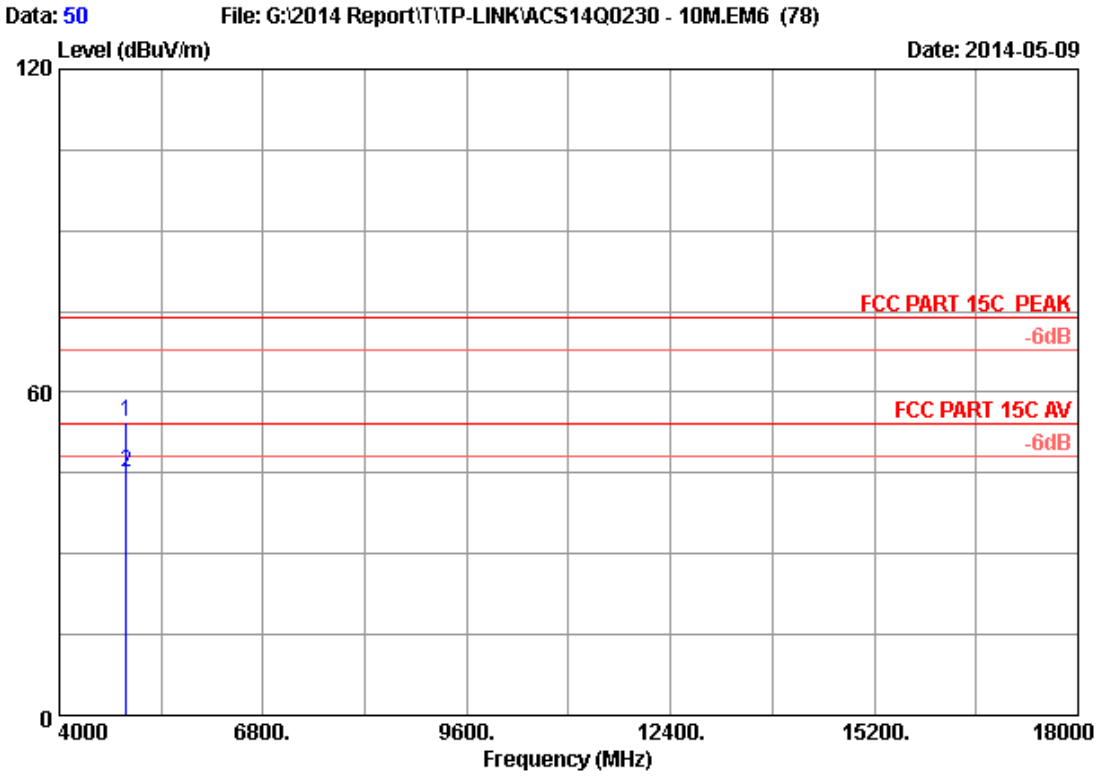

Site no. : 3m Chamber Data no. : 50
Dis. / Ant. : 3m 2013 3115 (4580) Ant. pol. : VERTICAL
Limit : FCC PART 15C PEAK
Env. / Ins. : 24*C/56% Engineer : Leo-Li
EUT : 2.4GHz 300Mbps 9dBi Outdoor CPE
Power Rating : DC 24V From POE Input AC 120V/60Hz
Test Mode : IEEE802.11g 2462MHz Tx
M/N : CPE210

No.	Freq. (MHz)	Ant. Factor (dB/m)	Cable Loss (dB)	AMP factor (dB)	Reading (dBuV)	Emission Level (dBuV/m)	Limits (dBuV/m)	Margin (dB)	Remark
1	4924.000	33.06	8.69	35.70	48.39	54.44	74.00	19.56	Peak
2	4924.000	33.06	8.69	35.70	38.91	44.96	54.00	9.04	Average

Remarks: 1. Emission Level= Antenna Factor + Cable Loss + Reading -Amp Factor
2. The emission levels that are 20dB below the official limit are not reported.

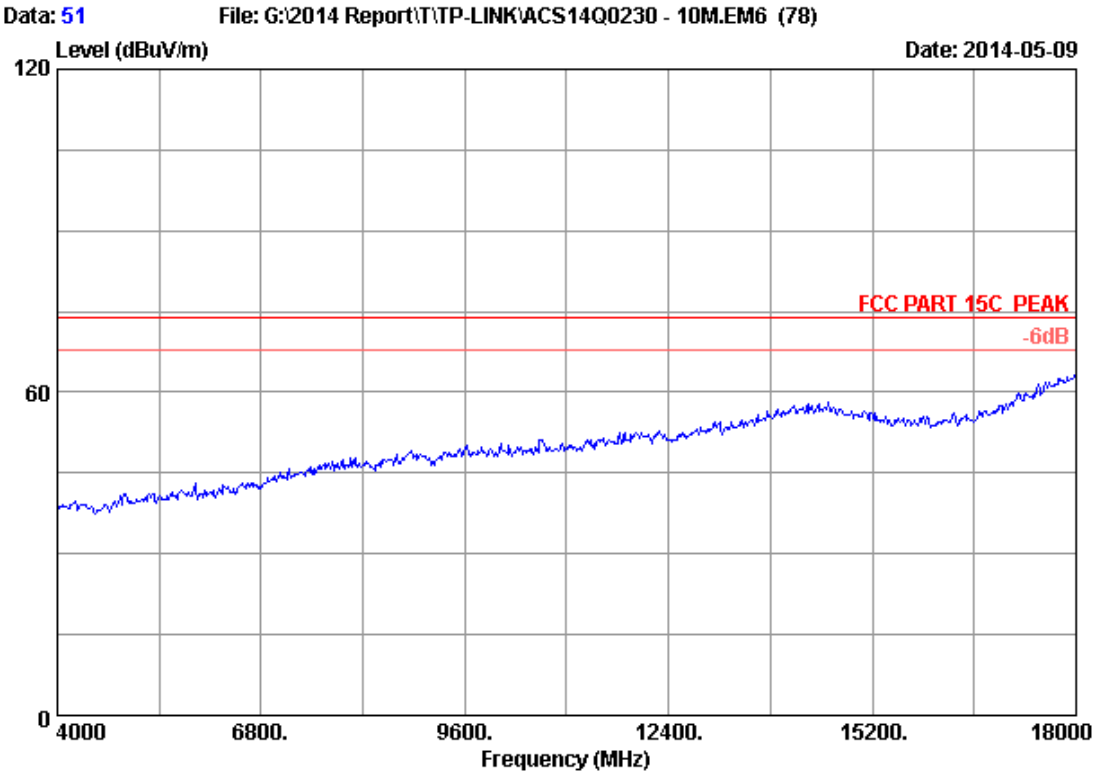


```
Site no.      : 3m Chamber                        Data no.  : 51
Dis. / Ant.   : 3m   2013 3115 (4580)        Ant. pol. : HORIZONTAL
Limit         : FCC PART 15C  PEAK
Env. / Ins.   : 24*C/56%                     Engineer  : Leo-Li
EUT           : 2.4GHz 300Mbps 9dBi Outdoor CPE
Power Rating  : DC 24V From POE Input AC 120V/60Hz
Test Mode     : IEEE802.11g   2462MHz Tx
M/N           : CPE210
```

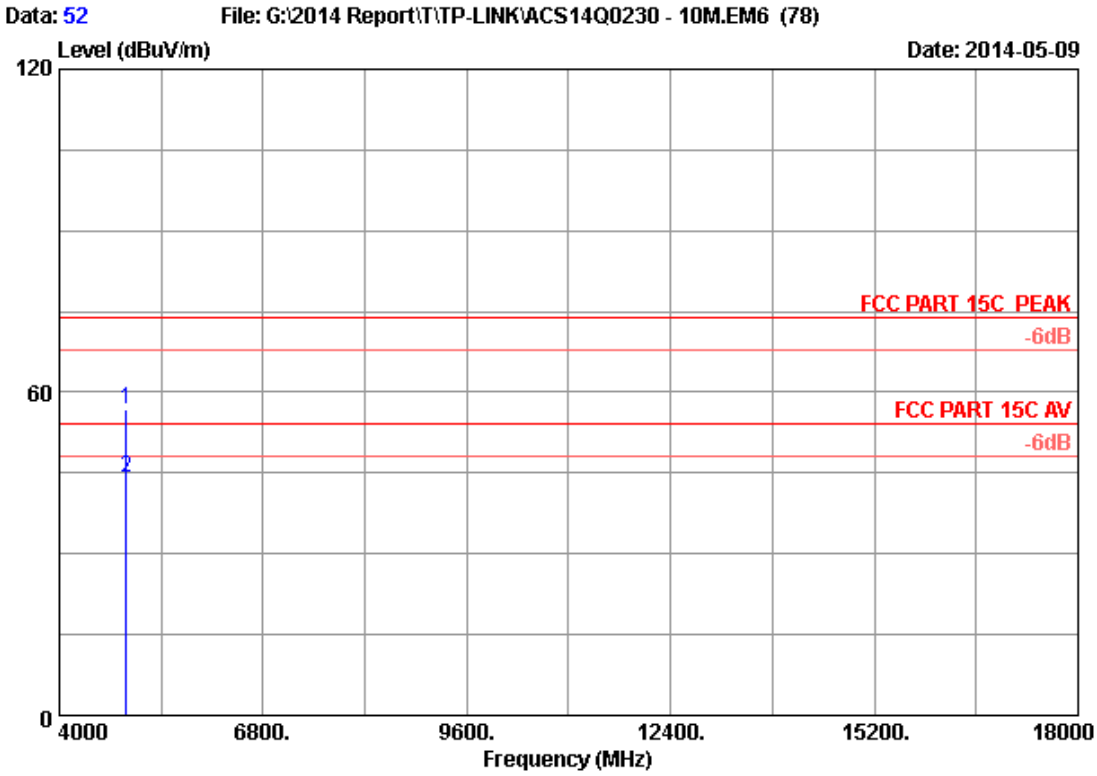

Site no. : 3m Chamber Data no. : 52
Dis. / Ant. : 3m 2013 3115 (4580) Ant. pol. : HORIZONTAL
Limit : FCC PART 15C PEAK
Env. / Ins. : 24*C/56% Engineer : Leo-Li
EUT : 2.4GHz 300Mbps 9dBi Outdoor CPE
Power Rating : DC 24V From POE Input AC 120V/60Hz
Test Mode : IEEE802.11g 2462MHz Tx
M/N : CPE210

No.	Freq. (MHz)	Ant. Factor (dB/m)	Cable Loss (dB)	AMP factor (dB)	Reading (dBuV)	Emission Level (dBuV/m)	Limits (dBuV/m)	Margin (dB)	Remark
1	4924.000	33.06	8.69	35.70	50.94	56.99	74.00	17.01	Peak
2	4924.000	33.06	8.69	35.70	38.16	44.21	54.00	9.79	Average

Remarks: 1. Emission Level= Antenna Factor + Cable Loss + Reading -Amp Factor
2. The emission levels that are 20dB below the official limit are not reported.

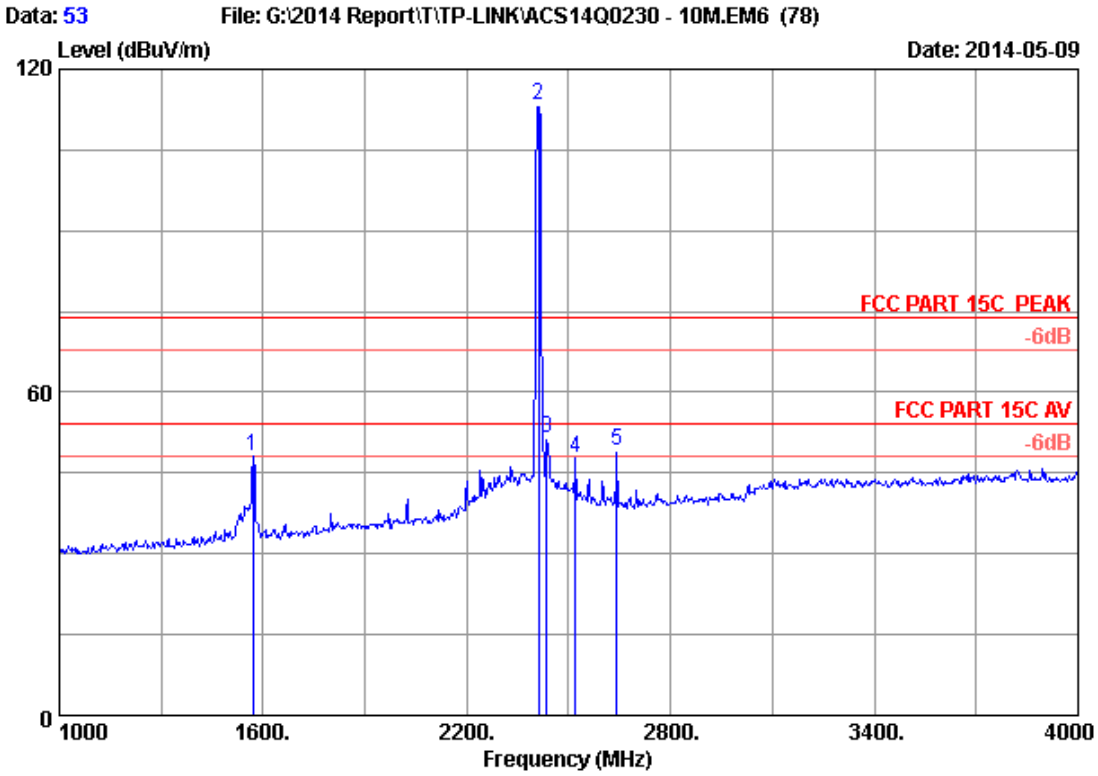

Site no. : 3m Chamber Data no. : 53
Dis. / Ant. : 3m 2013 3115 (4580) Ant. pol. : HORIZONTAL
Limit : FCC PART 15C PEAK
Env. / Ins. : 24*C/56% Engineer : Leo-Li
EUT : 2.4GHz 300Mbps 9dBi Outdoor CPE
Power Rating : DC 24V From POE Input AC 120V/60Hz
Test Mode : IEEE802.11n HT20 2412MHz Tx
M/N : CPE210

No.	Freq. (MHz)	Ant. Factor (dB/m)	Cable Loss (dB)	AMP factor (dB)	Reading (dBuV)	Emission Level (dBuV/m)	Limits (dBuV/m)	Margin (dB)	Remark
1	1570.000	25.49	4.59	36.17	54.19	48.10	74.00	25.90	Peak
2	2412.000	28.21	5.81	35.70	114.86	113.18	74.00	-39.18	Peak
3	2434.000	28.25	5.85	35.70	52.92	51.32	74.00	22.68	Peak
4	2521.000	28.48	5.97	35.70	49.16	47.91	74.00	26.09	Peak
5	2641.000	28.96	6.15	35.70	49.63	49.04	74.00	24.96	Peak

Remarks: 1. Emission Level= Antenna Factor + Cable Loss + Reading -Amp Factor
2. The emission levels that are 20dB below the official limit are not reported.

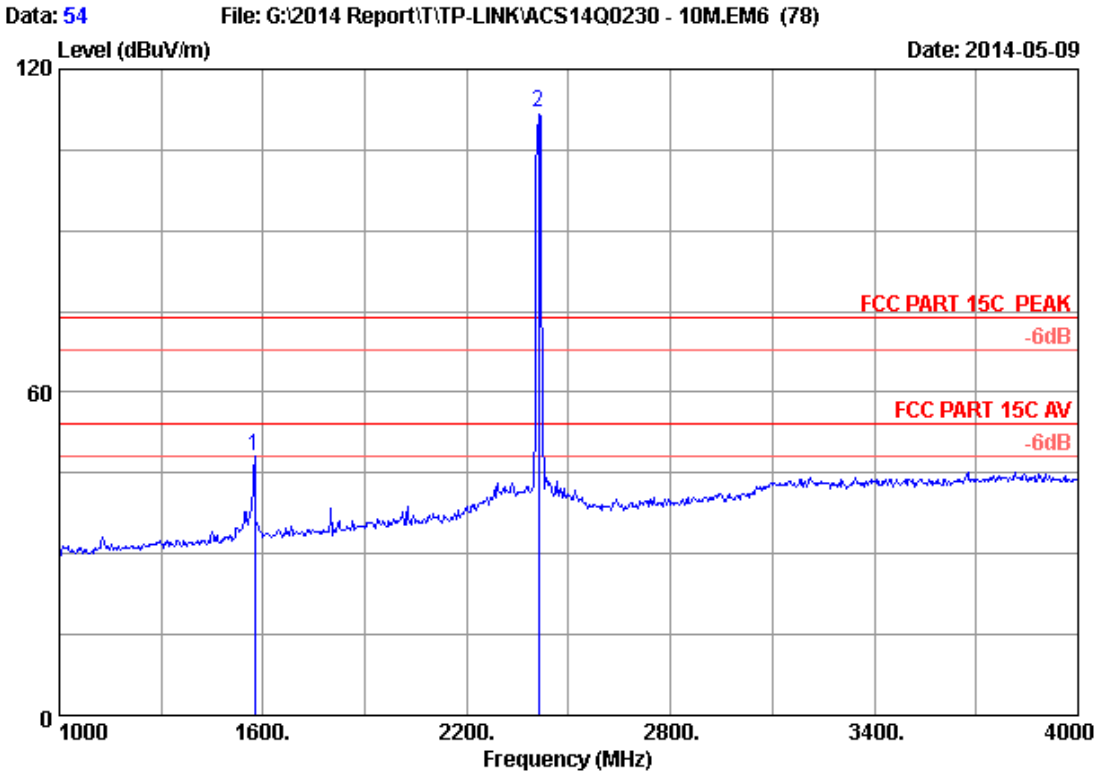

Site no. : 3m Chamber Data no. : 54
Dis. / Ant. : 3m 2013 3115 (4580) Ant. pol. : HORIZONTAL
Limit : FCC PART 15C PEAK
Env. / Ins. : 24*C/56% Engineer : Leo-Li
EUT : 2.4GHz 300Mbps 9dBi Outdoor CPE
Power Rating : DC 24V From POE Input AC 120V/60Hz
Test Mode : IEEE802.11n HT20 2412MHz Tx
M/N : CPE210

No.	Freq. (MHz)	Ant. Factor (dB/m)	Cable Loss (dB)	AMP factor (dB)	Reading (dBuV)	Emission Level (dBuV/m)	Limits (dBuV/m)	Margin (dB)	Remark
1	1576.000	25.52	4.60	36.17	54.19	48.14	74.00	25.86	Peak
2	2412.000	28.21	5.81	35.70	113.68	112.00	74.00	-38.00	Peak

Remarks: 1. Emission Level= Antenna Factor + Cable Loss + Reading -Amp Factor
2. The emission levels that are 20dB below the official limit are not reported.

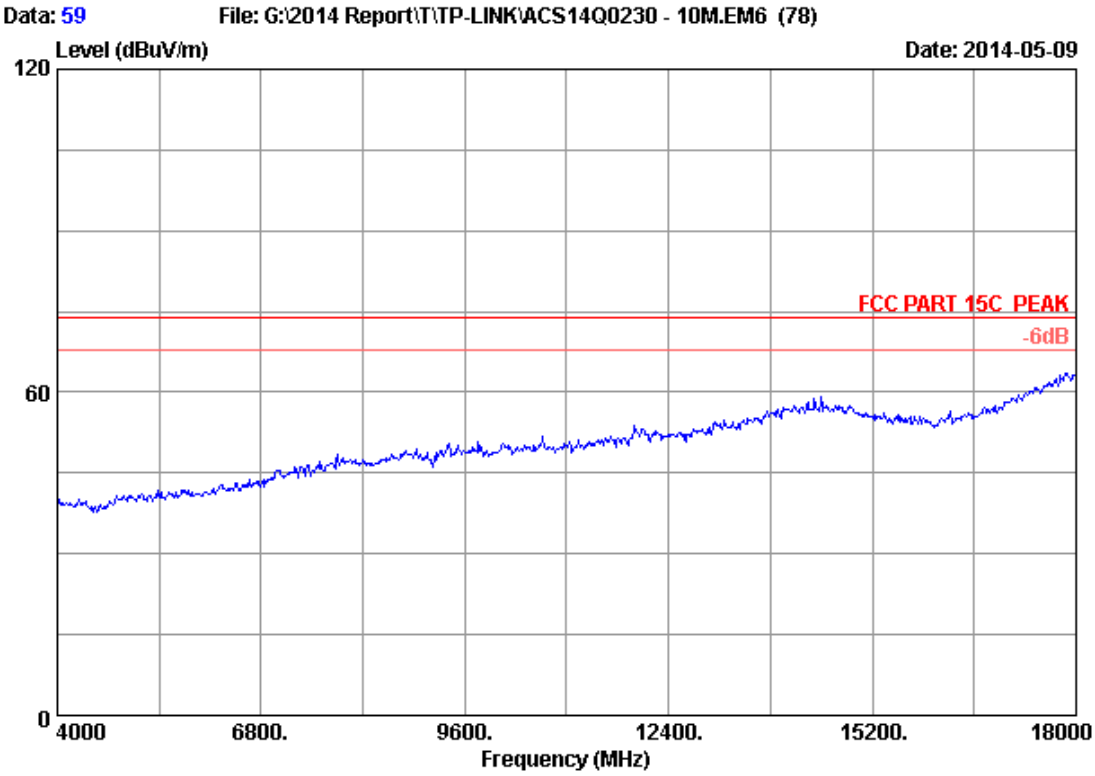


```
Site no.      : 3m Chamber                        Data no.  : 59
Dis. / Ant.   : 3m   2013 3115 (4580)        Ant. pol. : VERTICAL
Limit         : FCC PART 15C  PEAK
Env. / Ins.   : 24*C/56%                     Engineer  : Leo-Li
EUT           : 2.4GHz 300Mbps 9dBi Outdoor CPE
Power Rating  : DC 24V From POE Input AC 120V/60Hz
Test Mode     : IEEE802.11n HT20   2412MHz Tx
M/N           : CPE210
```

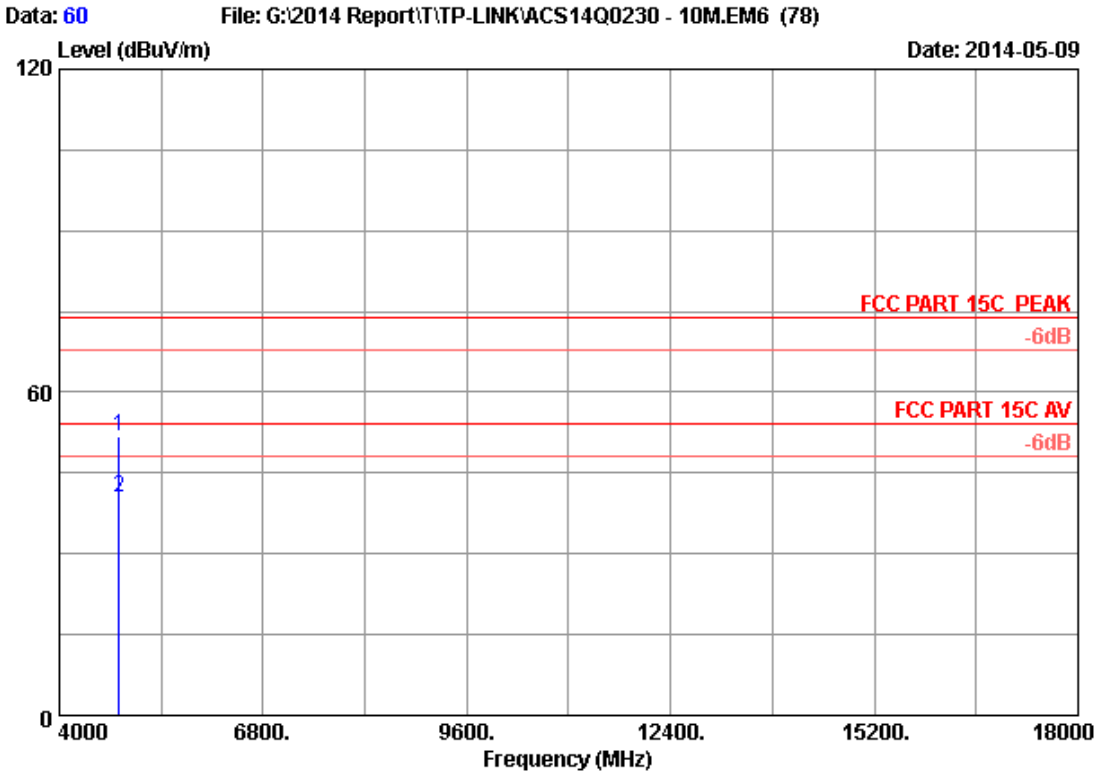

Site no. : 3m Chamber Data no. : 60
Dis. / Ant. : 3m 2013 3115 (4580) Ant. pol. : VERTICAL
Limit : FCC PART 15C PEAK
Env. / Ins. : 24*C/56% Engineer : Leo-Li
EUT : 2.4GHz 300Mbps 9dBi Outdoor CPE
Power Rating : DC 24V From POE Input AC 120V/60Hz
Test Mode : IEEE802.11n HT20 2412MHz Tx
M/N : CPE210

No.	Freq. (MHz)	Ant. Factor (dB/m)	Cable Loss (dB)	AMP factor (dB)	Reading (dBuV)	Emission Level (dBuV/m)	Limits (dBuV/m)	Margin (dB)	Remark
1	4824.000	32.88	8.58	35.70	46.16	51.92	74.00	22.08	Peak
2	4824.000	32.88	8.58	35.70	34.57	40.33	54.00	13.67	Average

Remarks: 1. Emission Level= Antenna Factor + Cable Loss + Reading -Amp Factor
2. The emission levels that are 20dB below the official limit are not reported.

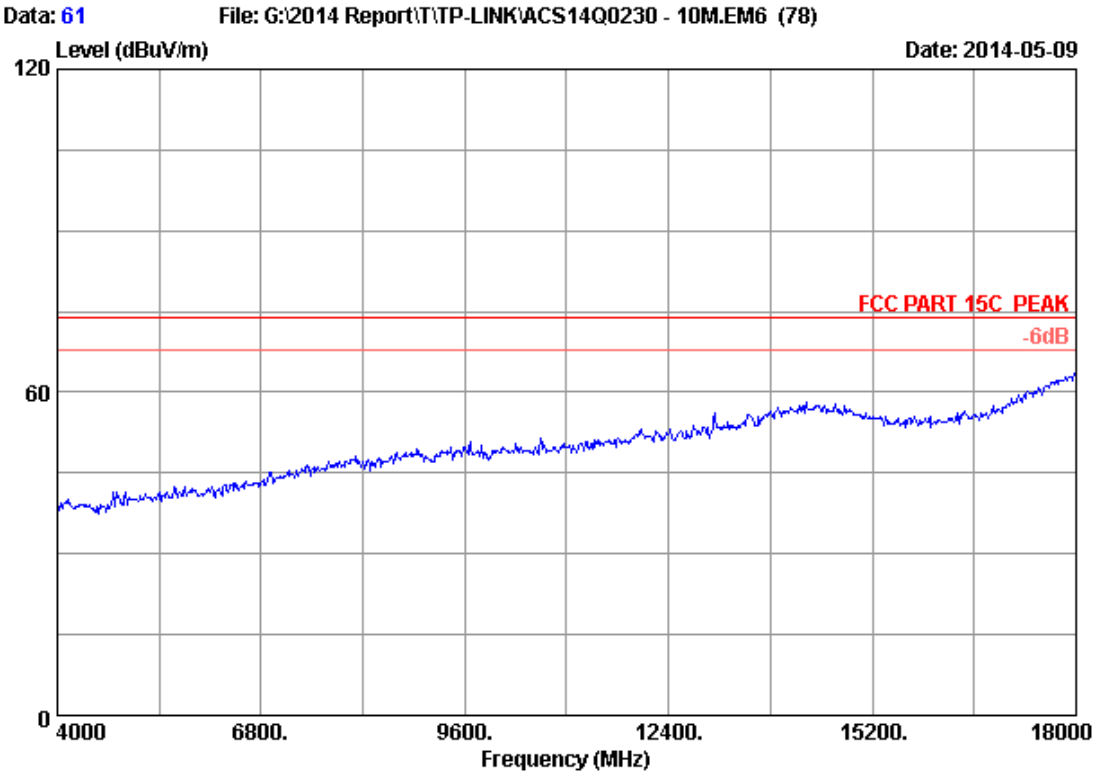


```
Site no.      : 3m Chamber                        Data no.  : 61
Dis. / Ant.   : 3m   2013 3115 (4580)        Ant. pol. : HORIZONTAL
Limit         : FCC PART 15C  PEAK
Env. / Ins.   : 24*C/56%                     Engineer  : Leo-Li
EUT           : 2.4GHz 300Mbps 9dBi Outdoor CPE
Power Rating  : DC 24V From POE Input AC 120V/60Hz
Test Mode     : IEEE802.11n HT20   2412MHz Tx
M/N           : CPE210
```

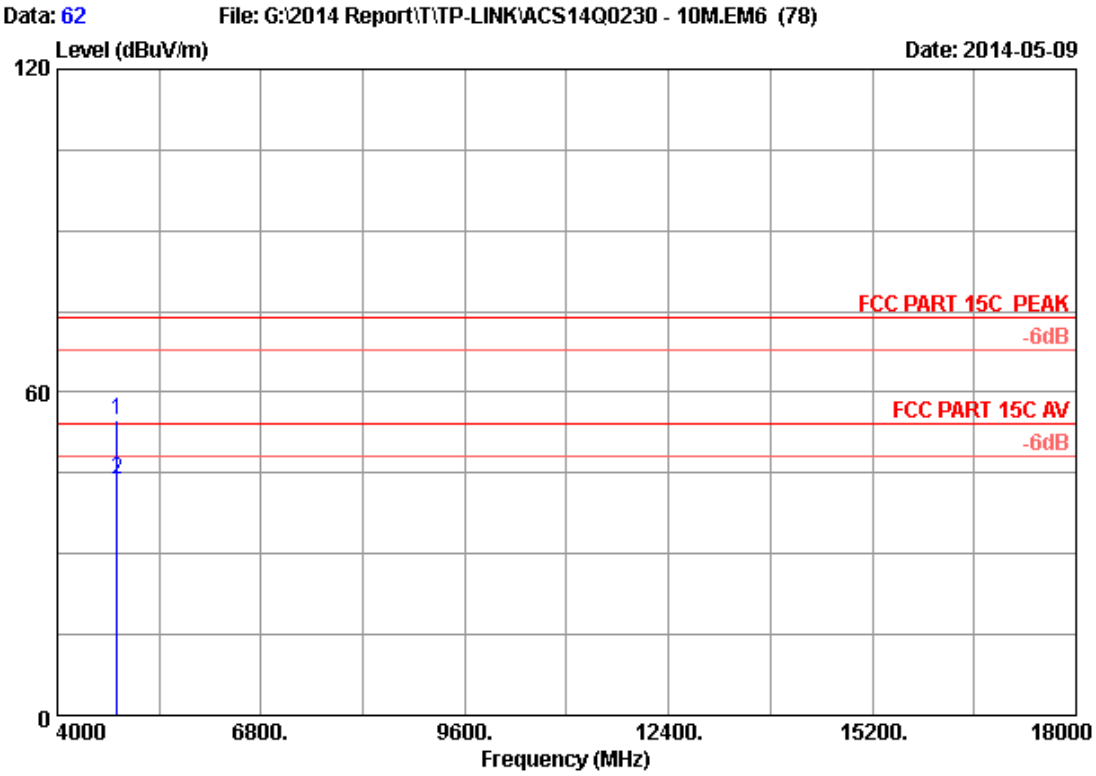

Site no. : 3m Chamber Data no. : 62
Dis. / Ant. : 3m 2013 3115 (4580) Ant. pol. : HORIZONTAL
Limit : FCC PART 15C PEAK
Env. / Ins. : 24*C/56% Engineer : Leo-Li
EUT : 2.4GHz 300Mbps 9dBi Outdoor CPE
Power Rating : DC 24V From POE Input AC 120V/60Hz
Test Mode : IEEE802.11n HT20 2412MHz Tx
M/N : CPE210

No.	Freq. (MHz)	Ant. Factor (dB/m)	Cable Loss (dB)	AMP factor (dB)	Reading (dBuV)	Emission Level (dBuV/m)	Limits (dBuV/m)	Margin (dB)	Remark
1	4824.000	32.88	8.58	35.70	49.17	54.93	74.00	19.07	Peak
2	4824.000	32.88	8.58	35.70	37.88	43.64	54.00	10.36	Average

Remarks: 1. Emission Level= Antenna Factor + Cable Loss + Reading -Amp Factor
2. The emission levels that are 20dB below the official limit are not reported.

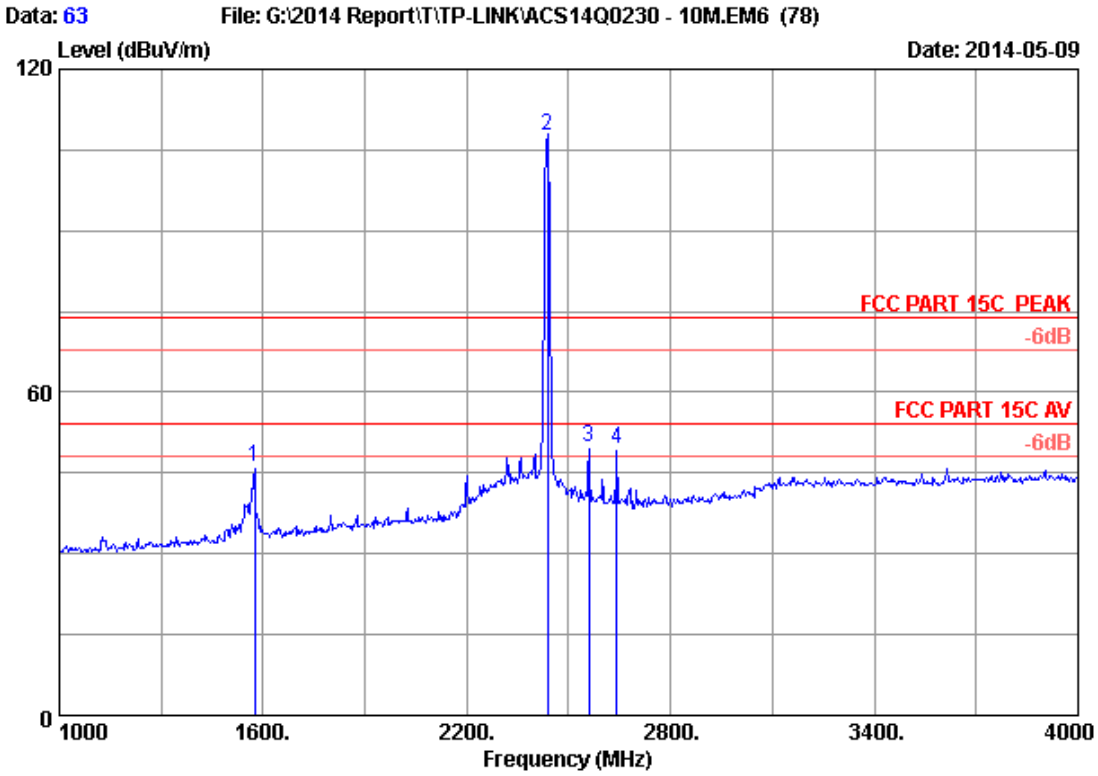

Site no. : 3m Chamber Data no. : 63
Dis. / Ant. : 3m 2013 3115 (4580) Ant. pol. : HORIZONTAL
Limit : FCC PART 15C PEAK
Env. / Ins. : 24*C/56% Engineer : Leo-Li
EUT : 2.4GHz 300Mbps 9dBi Outdoor CPE
Power Rating : DC 24V From POE Input AC 120V/60Hz
Test Mode : IEEE802.11n HT20 2437MHz Tx
M/N : CPE210

No.	Freq. (MHz)	Ant. Factor (dB/m)	Cable Loss (dB)	AMP factor (dB)	Reading (dBuV)	Emission Level (dBuV/m)	Limits (dBuV/m)	Margin (dB)	Remark
1	1576.000	25.52	4.60	36.17	52.08	46.03	74.00	27.97	Peak
2	2437.000	28.26	5.85	35.70	109.15	107.56	74.00	-33.56	Peak
3	2560.000	28.64	6.03	35.70	50.89	49.86	74.00	24.14	Peak
4	2641.000	28.96	6.15	35.70	50.20	49.61	74.00	24.39	Peak

Remarks: 1. Emission Level= Antenna Factor + Cable Loss + Reading -Amp Factor
2. The emission levels that are 20dB below the official limit are not reported.

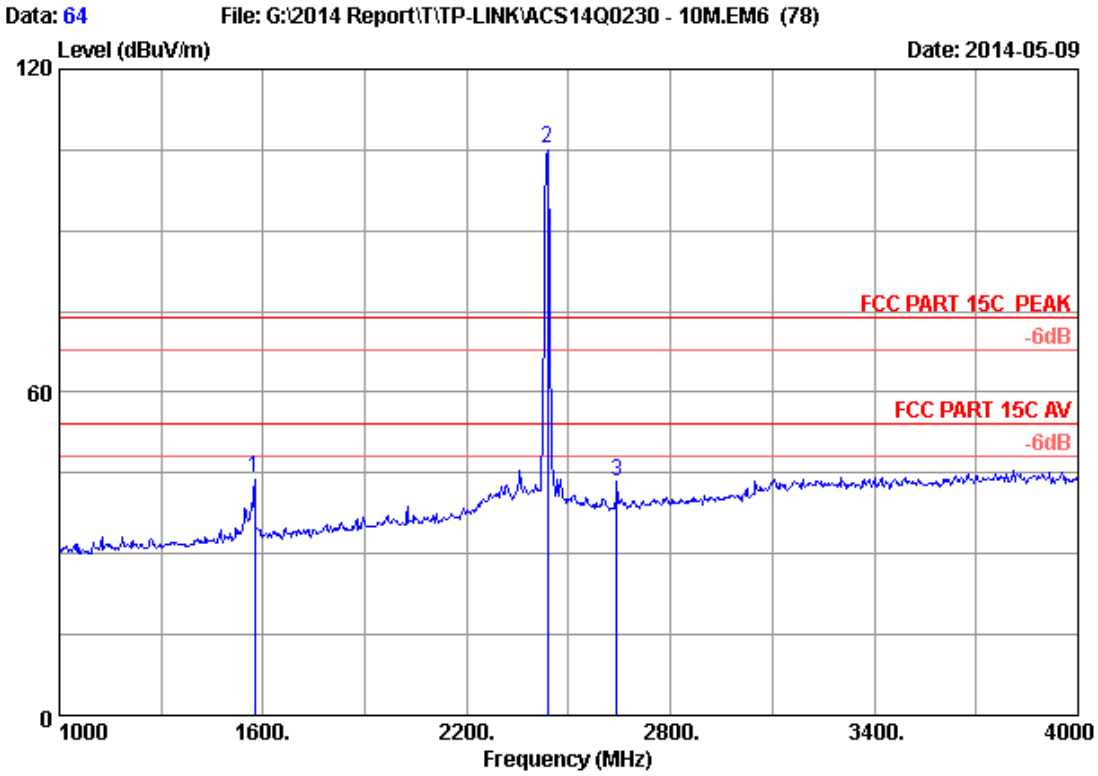

Site no. : 3m Chamber Data no. : 64
Dis. / Ant. : 3m 2013 3115 (4580) Ant. pol. : VERTICAL
Limit : FCC PART 15C PEAK
Env. / Ins. : 24*C/56% Engineer : Leo-Li
EUT : 2.4GHz 300Mbps 9dBi Outdoor CPE
Power Rating : DC 24V From POE Input AC 120V/60Hz
Test Mode : IEEE802.11n HT20 2437MHz Tx
M/N : CPE210

No.	Freq. (MHz)	Ant. Factor (dB/m)	Cable Loss (dB)	AMP factor (dB)	Reading (dBuV)	Emission Level (dBuV/m)	Limits (dBuV/m)	Margin (dB)	Remark
1	1576.000	25.52	4.60	36.17	50.18	44.13	74.00	29.87	Peak
2	2437.000	28.26	5.85	35.70	106.90	105.31	74.00	-31.31	Peak
3	2641.000	28.96	6.15	35.70	44.06	43.47	74.00	30.53	Peak

Remarks: 1. Emission Level= Antenna Factor + Cable Loss + Reading -Amp Factor
2. The emission levels that are 20dB below the official limit are not reported.

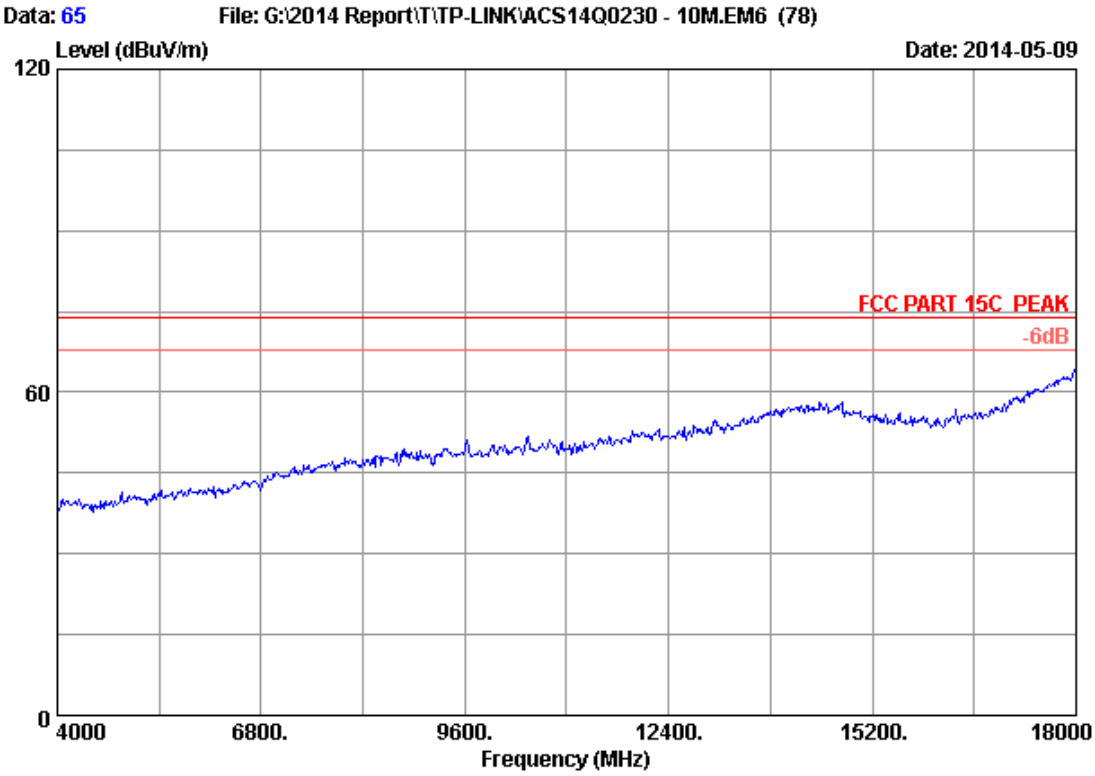


```
Site no.      : 3m Chamber                        Data no.  : 65
Dis. / Ant.   : 3m   2013 3115 (4580)        Ant. pol. : VERTICAL
Limit         : FCC PART 15C  PEAK
Env. / Ins.   : 24*C/56%                     Engineer  : Leo-Li
EUT           : 2.4GHz 300Mbps 9dBi Outdoor CPE
Power Rating  : DC 24V From POE Input AC 120V/60Hz
Test Mode     : IEEE802.11n HT20   2437MHz Tx
M/N           : CPE210
```

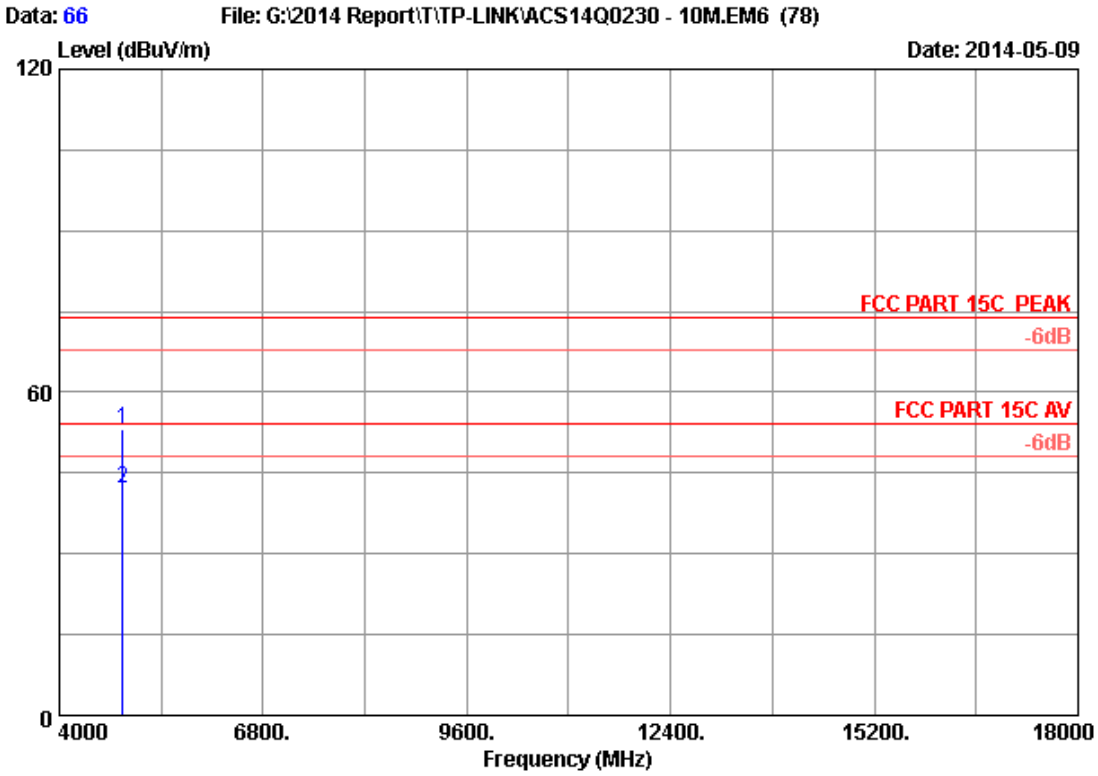

Site no. : 3m Chamber Data no. : 66
Dis. / Ant. : 3m 2013 3115 (4580) Ant. pol. : VERTICAL
Limit : FCC PART 15C PEAK
Env. / Ins. : 24*C/56% Engineer : Leo-Li
EUT : 2.4GHz 300Mbps 9dBi Outdoor CPE
Power Rating : DC 24V From POE Input AC 120V/60Hz
Test Mode : IEEE802.11n HT20 2437MHz Tx
M/N : CPE210

No.	Freq. (MHz)	Ant. Factor (dB/m)	Cable Loss (dB)	AMP factor (dB)	Reading (dBuV)	Emission Level (dBuV/m)	Limits (dBuV/m)	Margin (dB)	Remark
1	4874.000	32.97	8.63	35.70	47.16	53.06	74.00	20.94	Peak
2	4874.000	32.97	8.63	35.70	36.08	41.98	54.00	12.02	Average

Remarks: 1. Emission Level= Antenna Factor + Cable Loss + Reading -Amp Factor
2. The emission levels that are 20dB below the official limit are not reported.

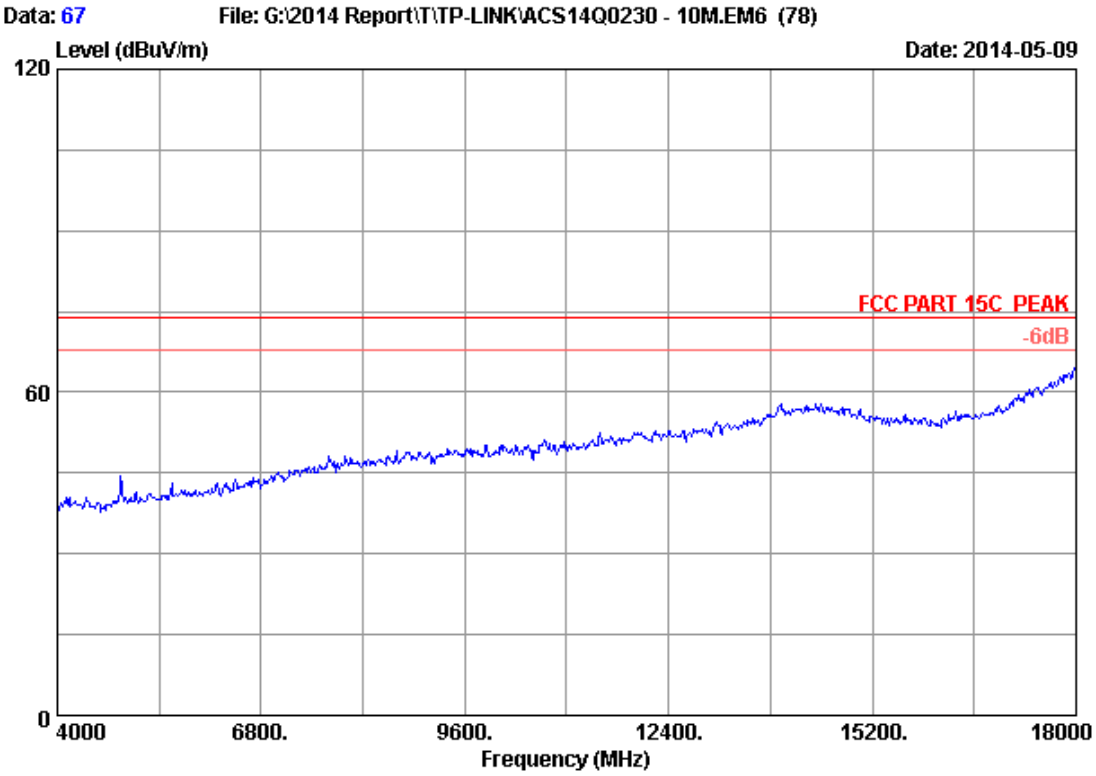


```
Site no.      : 3m Chamber                        Data no.  : 67
Dis. / Ant.   : 3m   2013 3115 (4580)        Ant. pol. : HORIZONTAL
Limit         : FCC PART 15C  PEAK
Env. / Ins.   : 24*C/56%                     Engineer  : Leo-Li
EUT           : 2.4GHz 300Mbps 9dBi Outdoor CPE
Power Rating  : DC 24V From POE Input AC 120V/60Hz
Test Mode     : IEEE802.11n HT20   2437MHz Tx
M/N           : CPE210
```

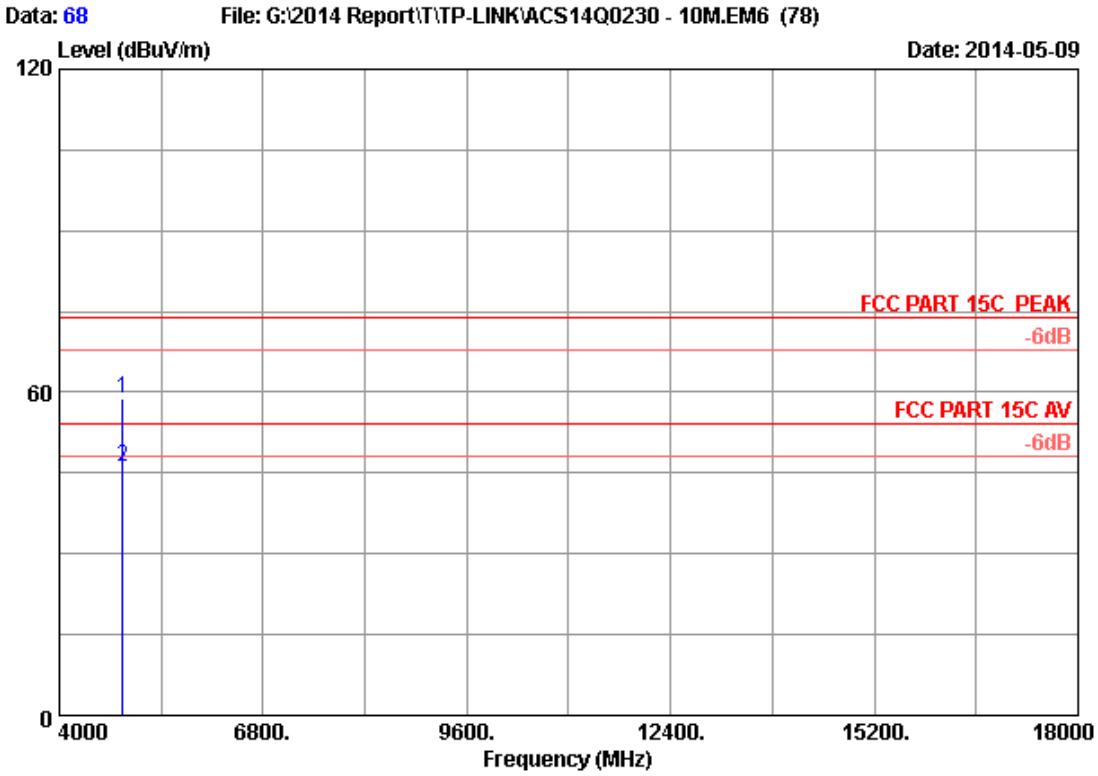

Site no. : 3m Chamber Data no. : 68
Dis. / Ant. : 3m 2013 3115 (4580) Ant. pol. : VERTICAL
Limit : FCC PART 15C PEAK
Env. / Ins. : 24*C/56% Engineer : Leo-Li
EUT : 2.4GHz 300Mbps 9dBi Outdoor CPE
Power Rating : DC 24V From POE Input AC 120V/60Hz
Test Mode : IEEE802.11n HT20 2462MHz Tx
M/N : CPE210

No.	Freq. (MHz)	Ant. Factor (dB/m)	Cable Loss (dB)	AMP factor (dB)	Reading (dBuV)	Emission Level (dBuV/m)	Limits (dBuV/m)	Margin (dB)	Remark
1	4874.000	32.97	8.63	35.70	52.92	58.82	74.00	15.18	Peak
2	4874.000	32.97	8.63	35.70	40.17	46.07	54.00	7.93	Average

Remarks: 1. Emission Level= Antenna Factor + Cable Loss + Reading -Amp Factor
2. The emission levels that are 20dB below the official limit are not reported.

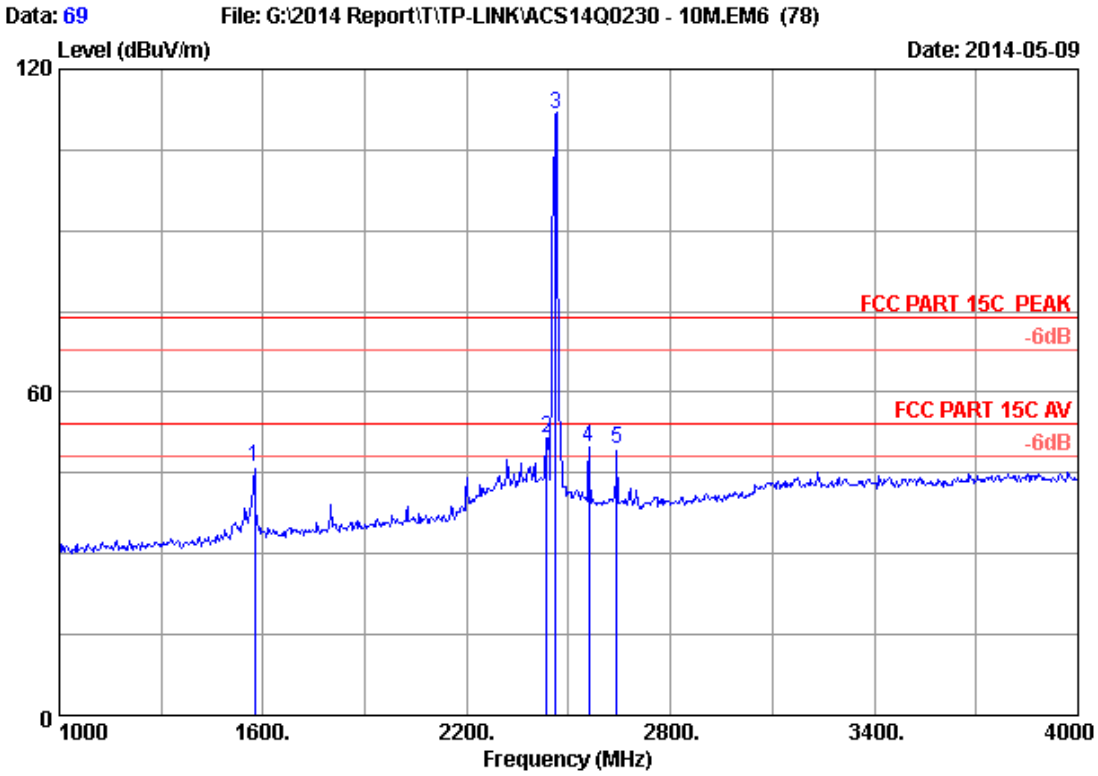

Site no. : 3m Chamber Data no. : 69
Dis. / Ant. : 3m 2013 3115 (4580) Ant. pol. : HORIZONTAL
Limit : FCC PART 15C PEAK
Env. / Ins. : 24*C/56% Engineer : Leo-Li
EUT : 2.4GHz 300Mbps 9dBi Outdoor CPE
Power Rating : DC 24V From POE Input AC 120V/60Hz
Test Mode : IEEE802.11n HT20 2462MHz Tx
M/N : CPE210

No.	Freq. (MHz)	Ant. Factor (dB/m)	Cable Loss (dB)	AMP factor (dB)	Reading (dBuV)	Emission Level (dBuV/m)	Limits (dBuV/m)	Margin (dB)	Remark
1	1576.000	25.52	4.60	36.17	52.17	46.12	74.00	27.88	Peak
2	2434.000	28.25	5.85	35.70	53.08	51.48	74.00	22.52	Peak
3	2462.000	28.32	5.89	35.70	113.08	111.59	74.00	-37.59	Peak
4	2560.000	28.64	6.03	35.70	50.68	49.65	74.00	24.35	Peak
5	2641.000	28.96	6.15	35.70	50.16	49.57	74.00	24.43	Peak

Remarks: 1. Emission Level= Antenna Factor + Cable Loss + Reading -Amp Factor
2. The emission levels that are 20dB below the official limit are not reported.

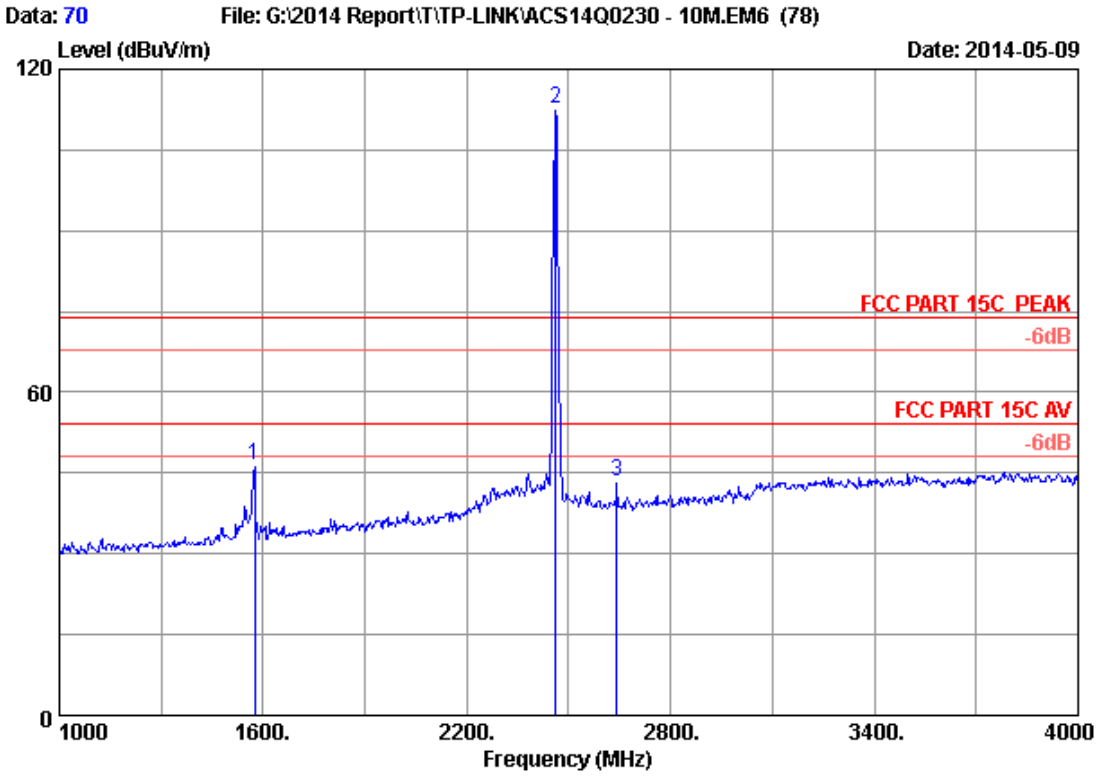

Site no. : 3m Chamber Data no. : 70
Dis. / Ant. : 3m 2013 3115 (4580) Ant. pol. : VERTICAL
Limit : FCC PART 15C PEAK
Env. / Ins. : 24*C/56% Engineer : Leo-Li
EUT : 2.4GHz 300Mbps 9dBi Outdoor CPE
Power Rating : DC 24V From POE Input AC 120V/60Hz
Test Mode : IEEE802.11n HT20 2462MHz Tx
M/N : CPE210

No.	Freq. (MHz)	Ant. Factor (dB/m)	Cable Loss (dB)	AMP factor (dB)	Reading (dBuV)	Emission Level (dBuV/m)	Limits (dBuV/m)	Margin (dB)	Remark
1	1576.000	25.52	4.60	36.17	52.66	46.61	74.00	27.39	Peak
2	2462.000	28.32	5.89	35.70	114.06	112.57	74.00	-38.57	Peak
3	2641.000	28.96	6.15	35.70	43.96	43.37	74.00	30.63	Peak

Remarks: 1. Emission Level= Antenna Factor + Cable Loss + Reading -Amp Factor
2. The emission levels that are 20dB below the official limit are not reported.

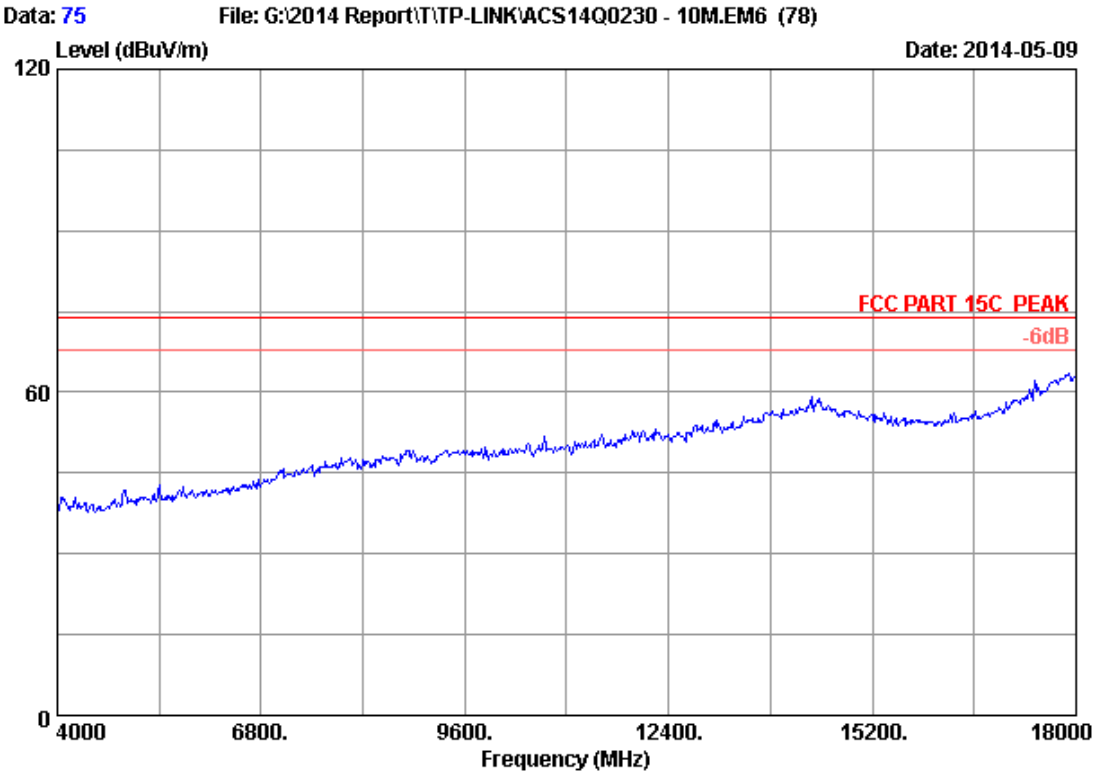


```
Site no.      : 3m Chamber                        Data no.  : 75
Dis. / Ant.   : 3m   2013 3115 (4580)        Ant. pol. : HORIZONTAL
Limit         : FCC PART 15C  PEAK
Env. / Ins.   : 24*C/56%                     Engineer  : Leo-Li
EUT           : 2.4GHz 300Mbps 9dBi Outdoor CPE
Power Rating  : DC 24V From POE Input AC 120V/60Hz
Test Mode     : IEEE802.11n HT20   2462MHz Tx
M/N           : CPE210
```

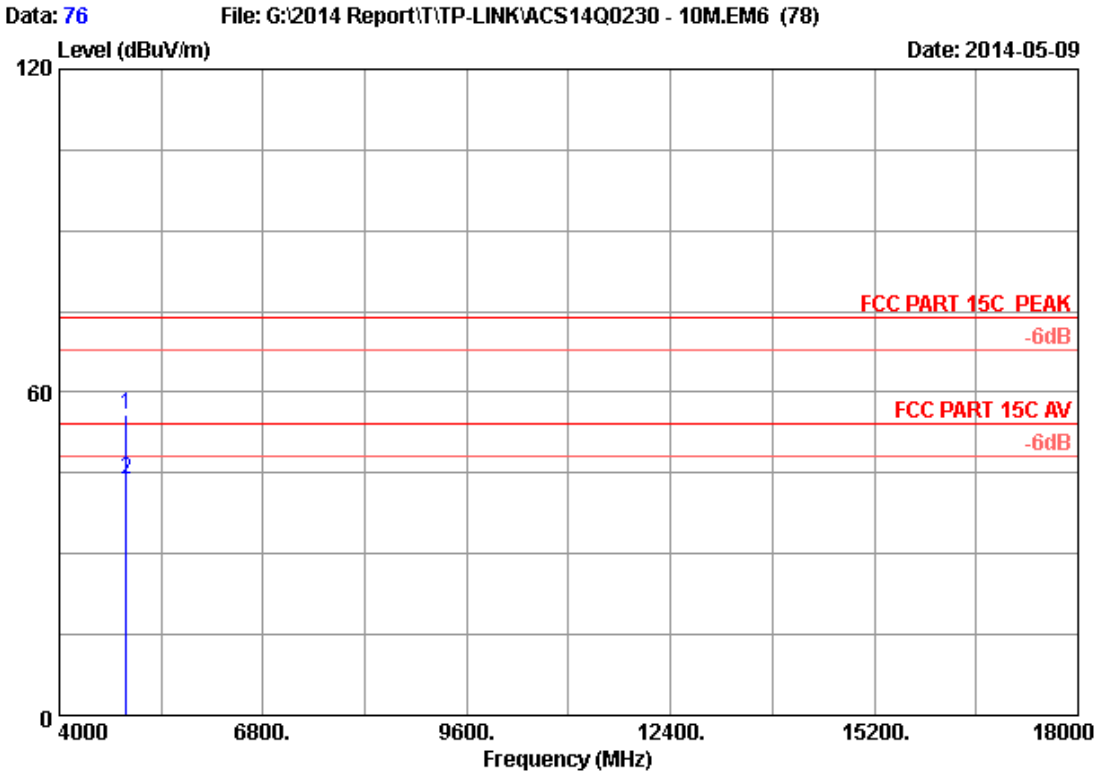

Site no. : 3m Chamber Data no. : 76
Dis. / Ant. : 3m 2013 3115 (4580) Ant. pol. : HORIZONTAL
Limit : FCC PART 15C PEAK
Env. / Ins. : 24*C/56% Engineer : Leo-Li
EUT : 2.4GHz 300Mbps 9dBi Outdoor CPE
Power Rating : DC 24V From POE Input AC 120V/60Hz
Test Mode : IEEE802.11n HT20 2462MHz Tx
M/N : CPE210

No.	Freq. (MHz)	Ant. Factor (dB/m)	Cable Loss (dB)	AMP factor (dB)	Reading (dBuV)	Emission Level (dBuV/m)	Limits (dBuV/m)	Margin (dB)	Remark
1	4924.000	33.06	8.69	35.70	49.86	55.91	74.00	18.09	Peak
2	4924.000	33.06	8.69	35.70	37.81	43.86	54.00	10.14	Average

Remarks: 1. Emission Level= Antenna Factor + Cable Loss + Reading -Amp Factor
2. The emission levels that are 20dB below the official limit are not reported.

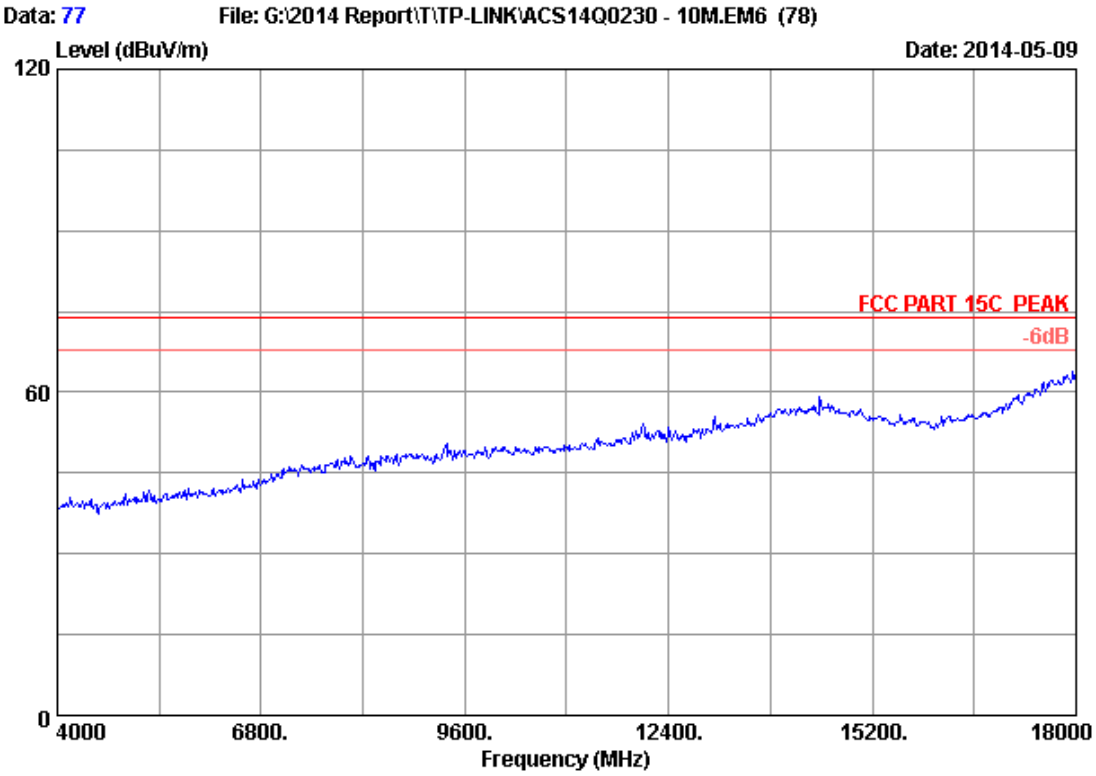


```
Site no.      : 3m Chamber                        Data no.  : 77
Dis. / Ant.   : 3m   2013 3115 (4580)        Ant. pol. : VERTICAL
Limit         : FCC PART 15C  PEAK
Env. / Ins.   : 24*C/56%                     Engineer  : Leo-Li
EUT           : 2.4GHz 300Mbps 9dBi Outdoor CPE
Power Rating  : DC 24V From POE Input AC 120V/60Hz
Test Mode     : IEEE802.11n HT20   2462MHz Tx
M/N           : CPE210
```

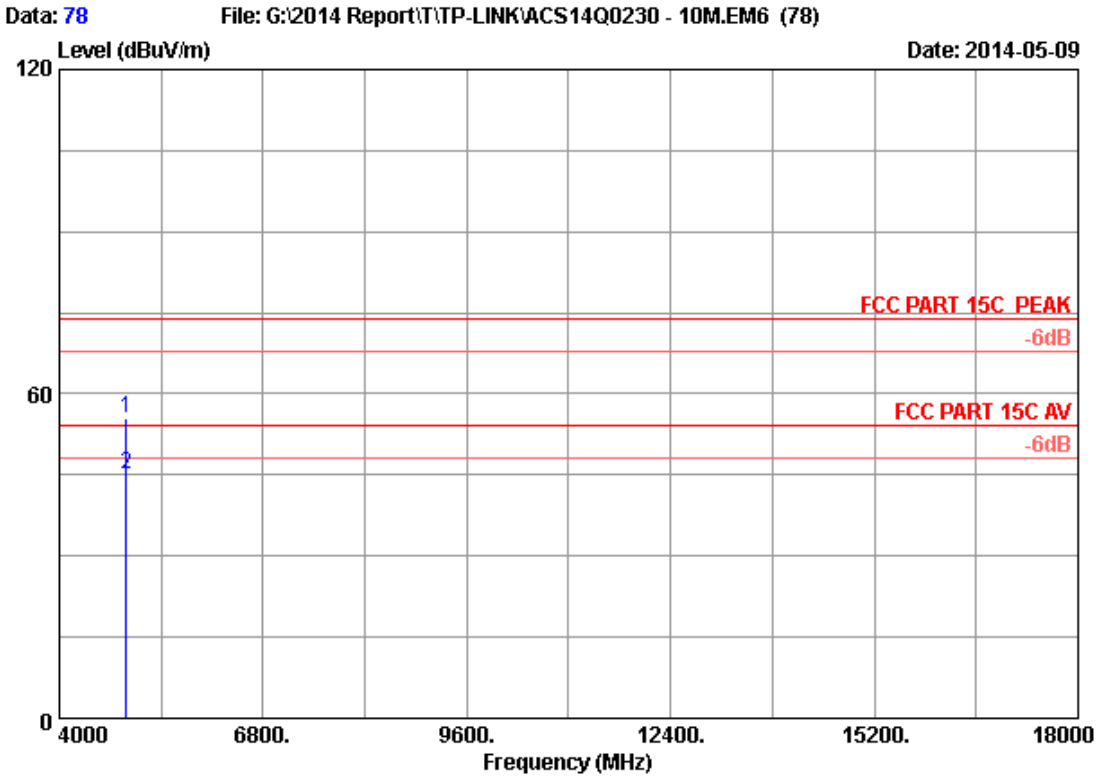

Site no. : 3m Chamber Data no. : 78
Dis. / Ant. : 3m 2013 3115 (4580) Ant. pol. : VERTICAL
Limit : FCC PART 15C PEAK
Env. / Ins. : 24*C/56% Engineer : Leo-Li
EUT : 2.4GHz 300Mbps 9dBi Outdoor CPE
Power Rating : DC 24V From POE Input AC 120V/60Hz
Test Mode : IEEE802.11n HT20 2462MHz Tx
M/N : CPE210

No.	Freq. (MHz)	Ant. Factor (dB/m)	Cable Loss (dB)	AMP factor (dB)	Reading (dBuV)	Emission Level (dBuV/m)	Limits (dBuV/m)	Margin (dB)	Remark
1	4924.000	33.06	8.69	35.70	49.57	55.62	74.00	18.38	Peak
2	4924.000	33.06	8.69	35.70	38.97	45.02	54.00	8.98	Average

Remarks: 1. Emission Level= Antenna Factor + Cable Loss + Reading -Amp Factor
2. The emission levels that are 20dB below the official limit are not reported.

20MHz
Frequency: 30MHz~1GHz

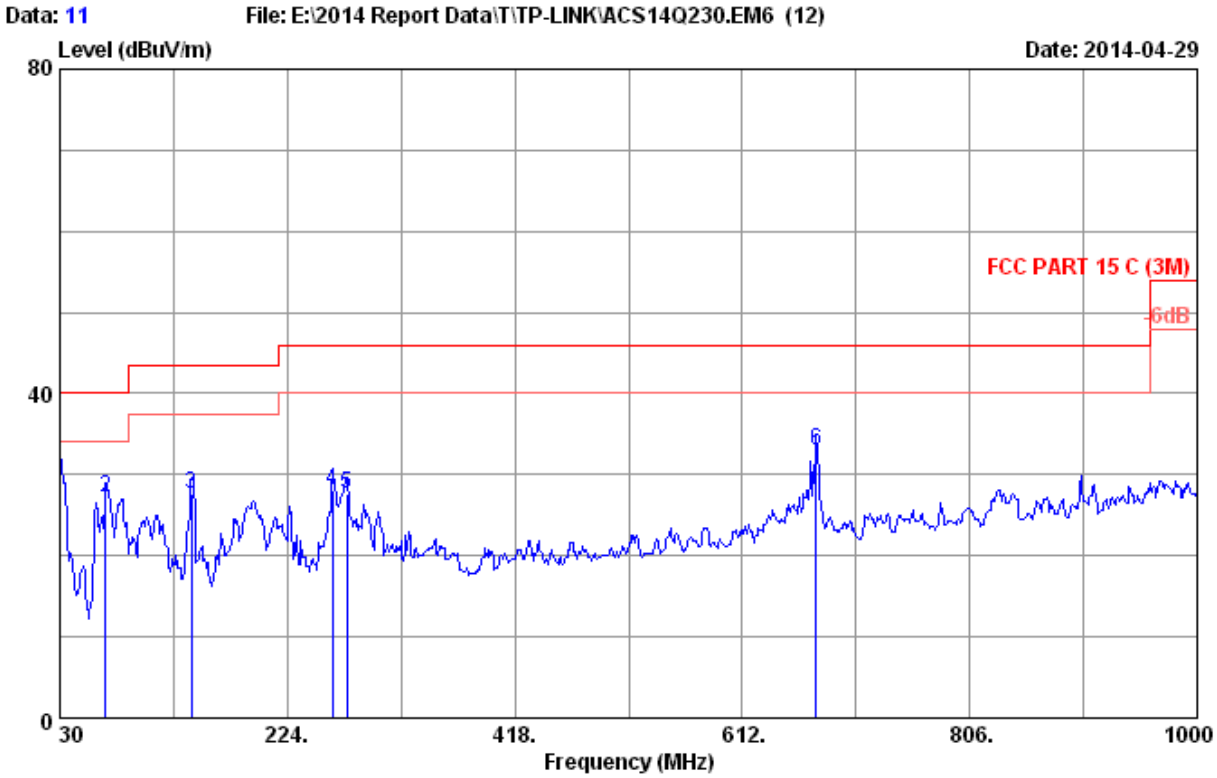

Site no. : 3m Chamber Data no. : 11
Dis. / Ant. : 3m 2013 CBL6112D 35375 Ant. pol. : HORIZONTAL
Limit : FCC PART 15 C (3M)
Env. / Ins. : 22.5*C/47% Engineer : Leo-Li
EUT : 2.4GHz 300Mbps 9dBi Outdoor CPE
Power rating : DC 24V From POE Input AC 120V/60Hz
Test Mode : Tx Mode
M/N:CPE210

No.	Freq. (MHz)	Ant. Factor (dB/m)	Cable Loss (dB)	Reading (dBuV)	Emission Level (dBuV/m)	Limits (dBuV/m)	Margin (dB)	Remark
1	30.000	20.10	0.83	9.44	30.37	40.00	9.63	QP
2	68.800	6.74	1.27	19.07	27.08	40.00	12.92	QP
3	142.520	11.77	1.57	14.25	27.59	43.50	15.91	QP
4	262.800	13.96	2.03	12.02	28.01	46.00	17.99	QP
5	274.440	13.50	2.07	12.14	27.71	46.00	18.29	QP
6	675.050	19.80	3.25	9.92	32.97	46.00	13.03	QP

Remarks: 1. Emission Level= Antenna Factor + Cable Loss + Reading.
2. The emission levels that are 20dB below the official limit are not reported.

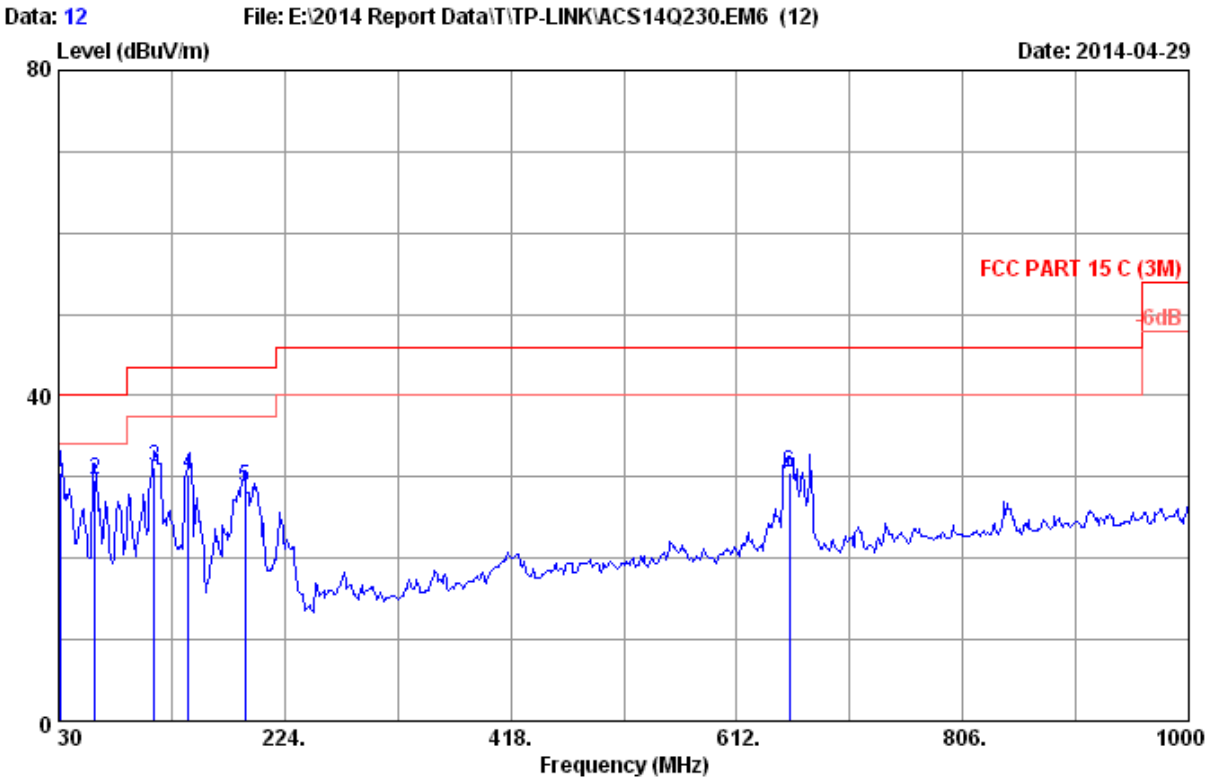

Site no. : 3m Chamber Data no. : 12
Dis. / Ant. : 3m 2013 CBL6112D 35375 Ant. pol. : VERTICAL
Limit : FCC PART 15 C (3M)
Env. / Ins. : 22.5*C/47% Engineer : Leo-Li
EUT : 2.4GHz 300Mbps 9dBi Outdoor CPE
Power rating : DC 24V From POE Input AC 120V/60Hz
Test Mode : Tx Mode
M/N:CPE210

No.	Freq. (MHz)	Ant. Factor (dB/m)	Cable Loss (dB)	Reading (dBuV)	Emission Level (dBuV/m)	Limits (dBuV/m)	Margin (dB)	Remark
1	31.940	18.84	0.86	10.79	30.49	40.00	9.51	QP
2	61.040	6.65	1.24	21.80	29.69	40.00	10.31	QP
3	112.450	12.45	1.46	17.25	31.16	43.50	12.34	QP
4	141.550	11.89	1.57	16.90	30.36	43.50	13.14	QP
5	190.050	9.70	1.75	17.30	28.75	43.50	14.75	QP
6	657.590	19.60	3.20	7.66	30.46	46.00	15.54	QP

Remarks: 1. Emission Level= Antenna Factor + Cable Loss + Reading.
2. The emission levels that are 20dB below the official limit are not reported.

Frequency: 1GHz~18GHz

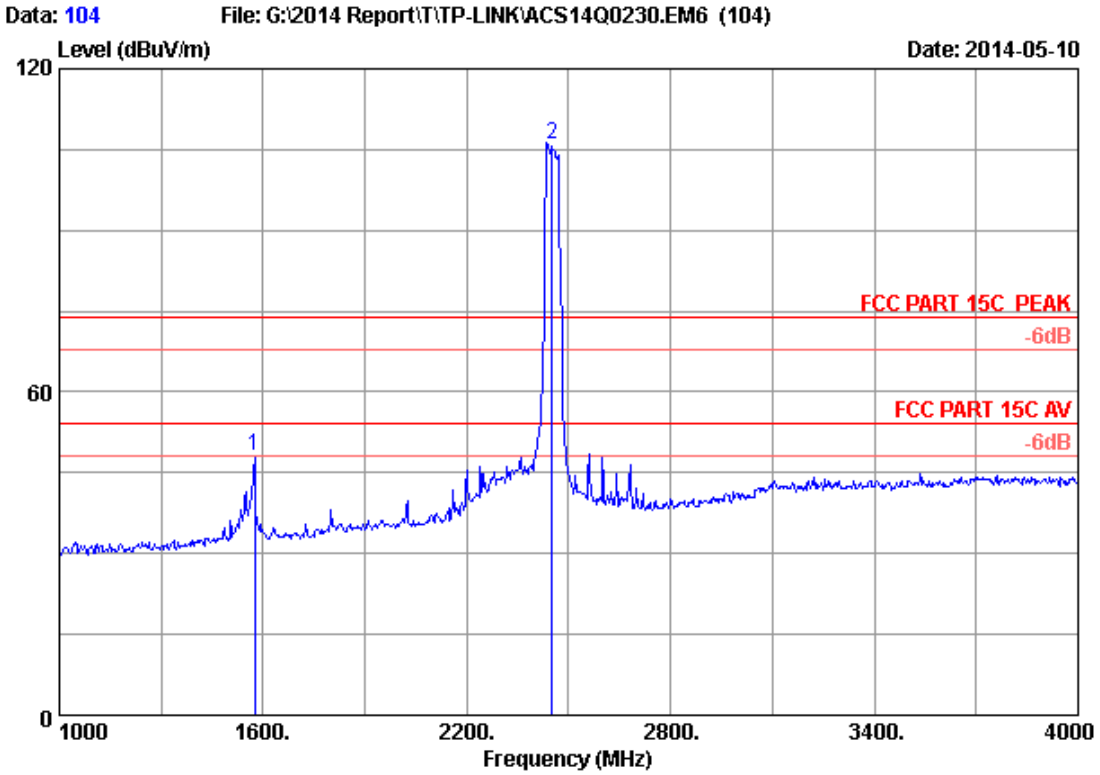

Site no. : 3m Chamber Data no. : 104
Dis. / Ant. : 3m 2013 3115 (4580) Ant. pol. : HORIZONTAL
Limit : FCC PART 15C PEAK
Env. / Ins. : 24*C/56% Engineer : Leo-Li
EUT : 2.4GHz 300Mbps 9dBi Outdoor CPE
Power Rating : DC 24V From POE Input AC 120V/60Hz
Test Mode : IEEE802.11nHT40 2452MHz Tx
M/N : CPE210

No.	Freq. (MHz)	Ant. Factor (dB/m)	Cable Loss (dB)	AMP factor (dB)	Reading (dBuV)	Emission Level (dBuV/m)	Limits (dBuV/m)	Margin (dB)	Remark
1	1576.000	25.52	4.60	36.17	54.17	48.12	74.00	25.88	Peak
2	2452.000	28.29	5.87	35.70	107.64	106.10	74.00	-32.10	Peak

Remarks: 1. Emission Level= Antenna Factor + Cable Loss + Reading -Amp Factor
2. The emission levels that are 20dB below the official limit are not reported.

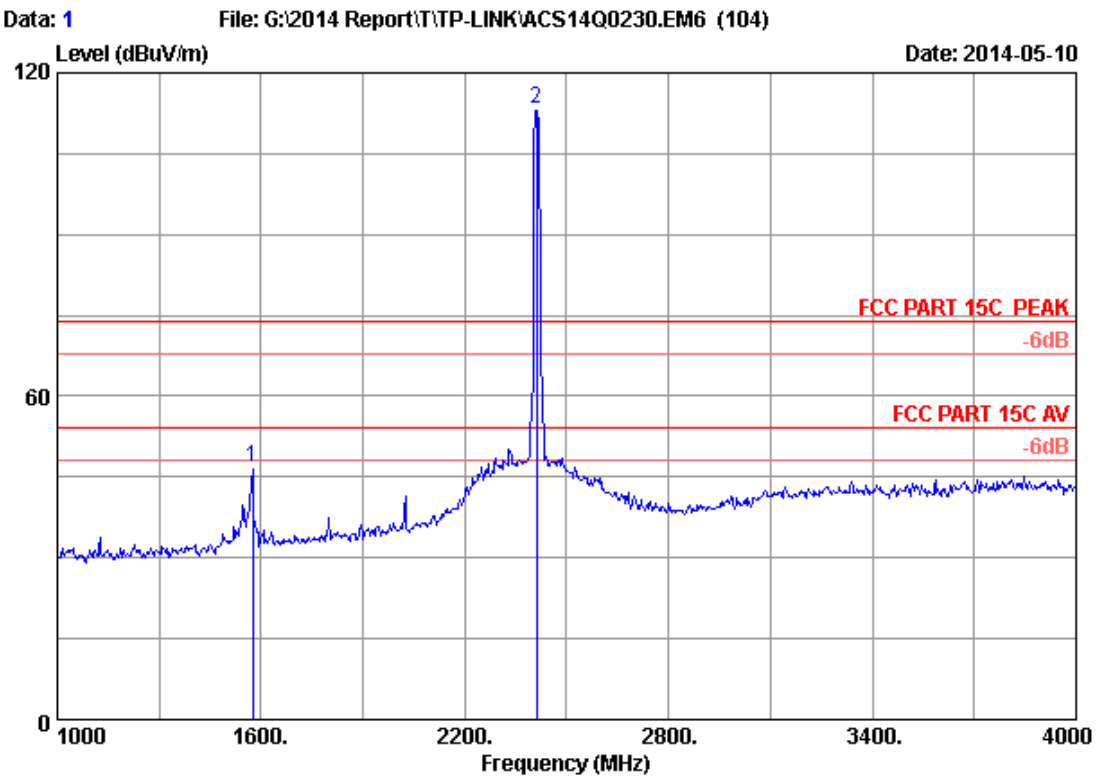

Site no. : 3m Chamber Data no. : 1
Dis. / Ant. : 3m 2013 3115 (4580) Ant. pol. : VERTICAL
Limit : FCC PART 15C PEAK
Env. / Ins. : 24*C/56% Engineer : Leo-Li
EUT : 2.4GHz 300Mbps 9dBi Outdoor CPE
Power Rating : DC 24V From POE Input AC 120V/60Hz
Test Mode : IEEE802.11b 2412MHz Tx
M/N : CPE210

No.	Freq. (MHz)	Ant. Factor (dB/m)	Cable Loss (dB)	AMP factor (dB)	Reading (dBuV)	Emission Level (dBuV/m)	Limits (dBuV/m)	Margin (dB)	Remark
1	1576.000	25.52	4.60	36.17	52.86	46.81	74.00	27.19	Peak
2	2412.000	28.21	5.81	35.70	115.07	113.39	74.00	-39.39	Peak

Remarks: 1. Emission Level= Antenna Factor + Cable Loss + Reading -Amp Factor
2. The emission levels that are 20dB below the official limit are not reported.

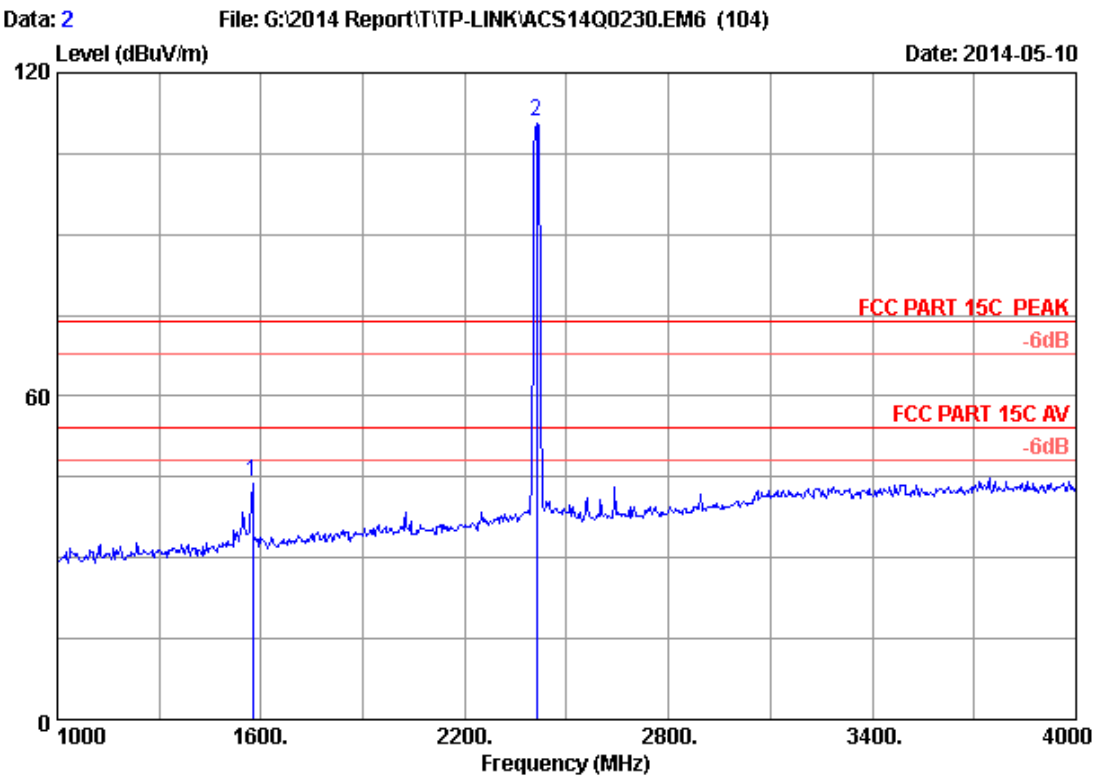

Site no. : 3m Chamber Data no. : 2
Dis. / Ant. : 3m 2013 3115 (4580) Ant. pol. : HORIZONTAL
Limit : FCC PART 15C PEAK
Env. / Ins. : 24*C/56% Engineer : Leo-Li
EUT : 2.4GHz 300Mbps 9dBi Outdoor CPE
Power Rating : DC 24V From POE Input AC 120V/60Hz
Test Mode : IEEE802.11b 2412MHz Tx
M/N : CPE210

No.	Freq. (MHz)	Ant. Factor (dB/m)	Cable Loss (dB)	AMP factor (dB)	Reading (dBuV)	Emission Level (dBuV/m)	Limits (dBuV/m)	Margin (dB)	Remark
1	1576.000	25.52	4.60	36.17	50.06	44.01	74.00	29.99	Peak
2	2412.000	28.21	5.81	35.70	112.64	110.96	74.00	-36.96	Peak

Remarks: 1. Emission Level= Antenna Factor + Cable Loss + Reading -Amp Factor
2. The emission levels that are 20dB below the official limit are not reported.

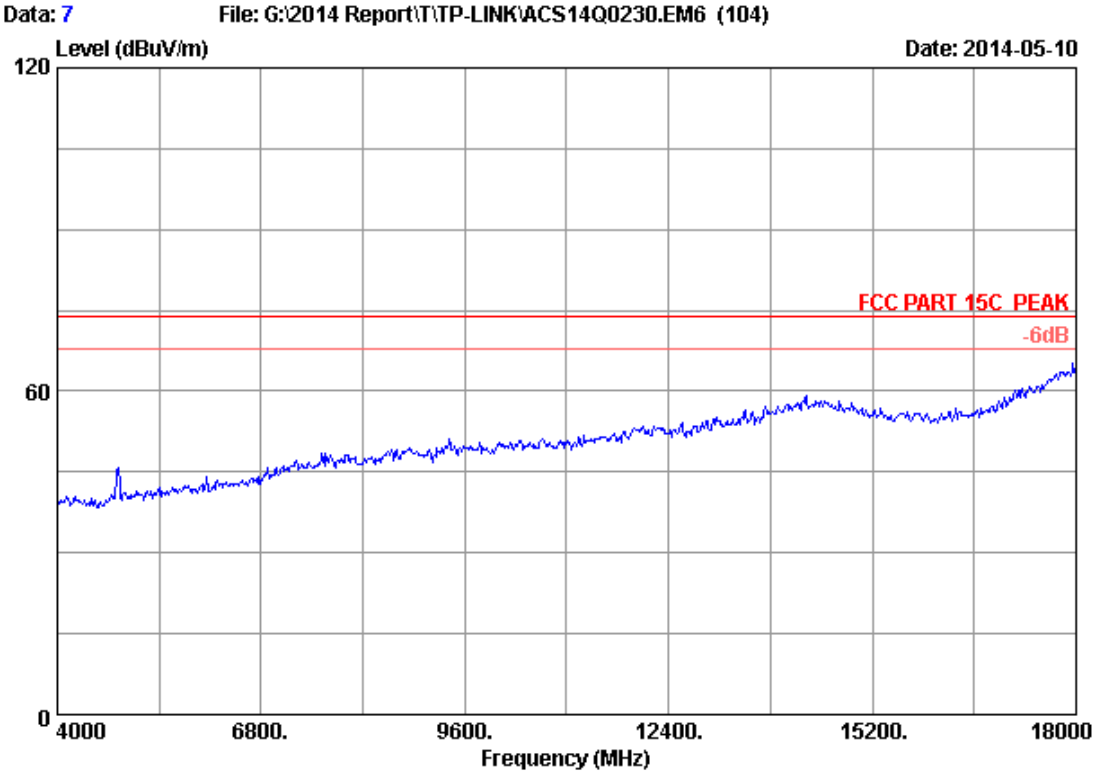


```
Site no.      : 3m Chamber                        Data no.   : 7
Dis. / Ant.   : 3m   2013 3115 (4580)        Ant. pol. : HORIZONTAL
Limit         : FCC PART 15C  PEAK
Env. / Ins.   : 24*C/56%                     Engineer   : Leo-Li
EUT           : 2.4GHz 300Mbps 9dBi Outdoor CPE
Power Rating  : DC 24V From POE Input AC 120V/60Hz
Test Mode     : IEEE802.11b   2412MHz Tx
M/N           : CPE210
```

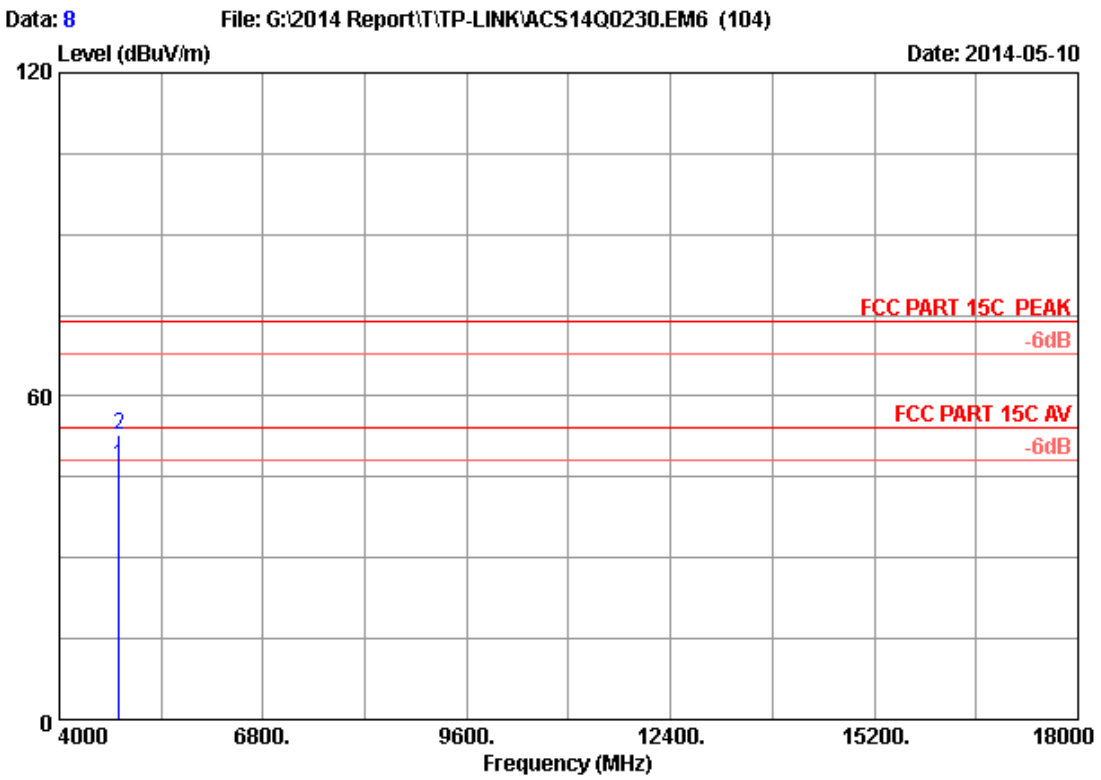

Site no. : 3m Chamber Data no. : 8
Dis. / Ant. : 3m 2013 3115 (4580) Ant. pol. : HORIZONTAL
Limit : FCC PART 15C PEAK
Env. / Ins. : 24*C/56% Engineer : Leo-Li
EUT : 2.4GHz 300Mbps 9dBi Outdoor CPE
Power Rating : DC 24V From POE Input AC 120V/60Hz
Test Mode : IEEE802.11b 2412MHz Tx
M/N : CPE210

No.	Freq. (MHz)	Ant. Factor (dB/m)	Cable Loss (dB)	AMP factor (dB)	Reading (dBuV)	Emission Level (dBuV/m)	Limits (dBuV/m)	Margin (dB)	Remark
1	4824.000	32.88	8.58	35.70	41.27	47.03	54.00	6.97	Average
2	4824.000	32.88	8.58	35.70	47.17	52.93	74.00	21.07	Peak

Remarks: 1. Emission Level= Antenna Factor + Cable Loss + Reading -Amp Factor
2. The emission levels that are 20dB below the official limit are not reported.

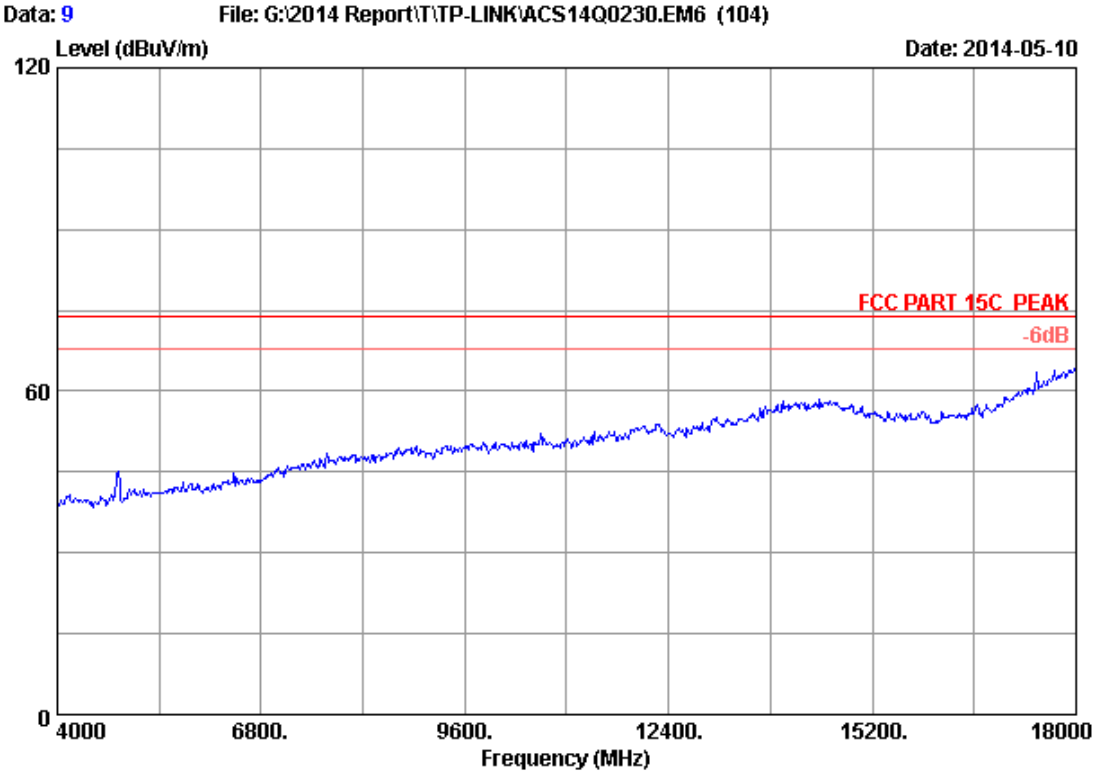


```
Site no.      : 3m Chamber                        Data no.  : 9
Dis. / Ant.   : 3m   2013 3115 (4580)        Ant. pol. : VERTICAL
Limit         : FCC PART 15C  PEAK
Env. / Ins.   : 24*C/56%                     Engineer  : Leo-Li
EUT           : 2.4GHz 300Mbps 9dBi Outdoor CPE
Power Rating  : DC 24V From POE Input AC 120V/60Hz
Test Mode     : IEEE802.11b   2412MHz Tx
M/N           : CPE210
```

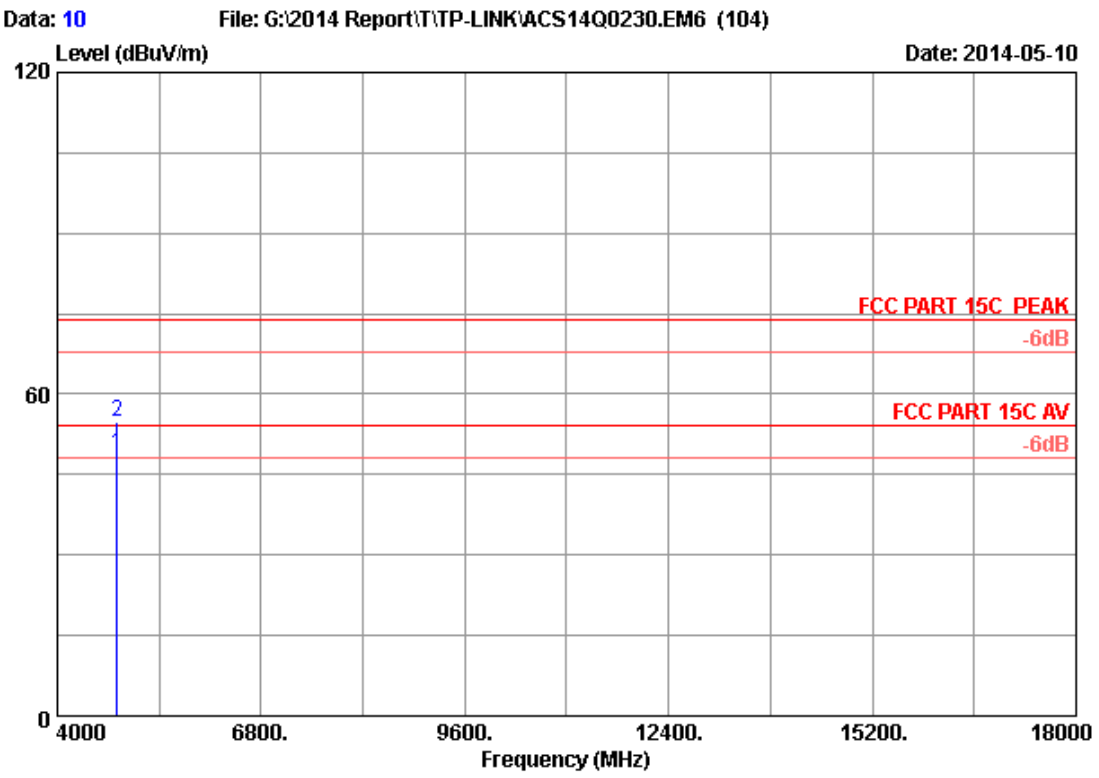

Site no. : 3m Chamber Data no. : 10
Dis. / Ant. : 3m 2013 3115 (4580) Ant. pol. : VERTICAL
Limit : FCC PART 15C PEAK
Env. / Ins. : 24*C/56% Engineer : Leo-Li
EUT : 2.4GHz 300Mbps 9dBi Outdoor CPE
Power Rating : DC 24V From POE Input AC 120V/60Hz
Test Mode : IEEE802.11b 2412MHz Tx
M/N : CPE210

No.	Freq. (MHz)	Ant. Factor (dB/m)	Cable Loss (dB)	AMP factor (dB)	Reading (dBuV)	Emission Level (dBuV/m)	Limits (dBuV/m)	Margin (dB)	Remark
1	4824.000	32.88	8.58	35.70	43.17	48.93	54.00	5.07	Average
2	4824.000	32.88	8.58	35.70	49.17	54.93	74.00	19.07	Peak

Remarks: 1. Emission Level= Antenna Factor + Cable Loss + Reading -Amp Factor
2. The emission levels that are 20dB below the official limit are not reported.

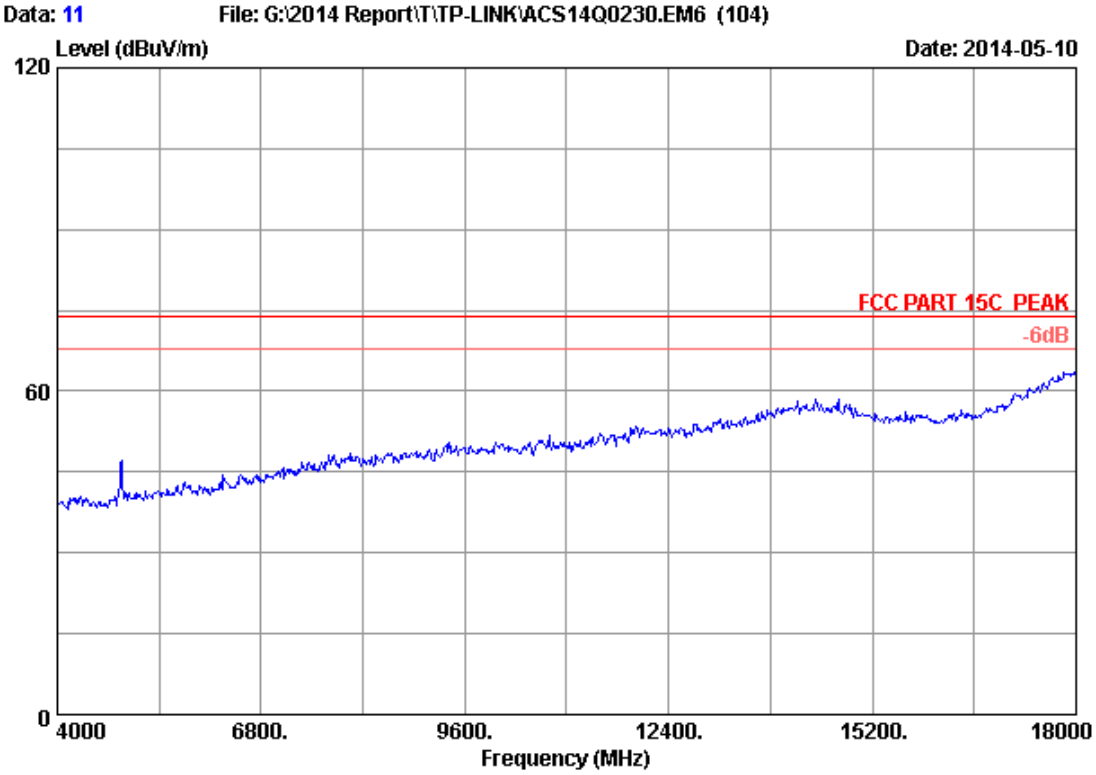


```
Site no.      : 3m Chamber                        Data no.  : 11
Dis. / Ant.   : 3m   2013 3115 (4580)        Ant. pol. : VERTICAL
Limit         : FCC PART 15C  PEAK
Env. / Ins.   : 24*C/56%                     Engineer  : Leo-Li
EUT           : 2.4GHz 300Mbps 9dBi Outdoor CPE
Power Rating  : DC 24V From POE Input AC 120V/60Hz
Test Mode     : IEEE802.11b   2437MHz Tx
M/N           : CPE210
```

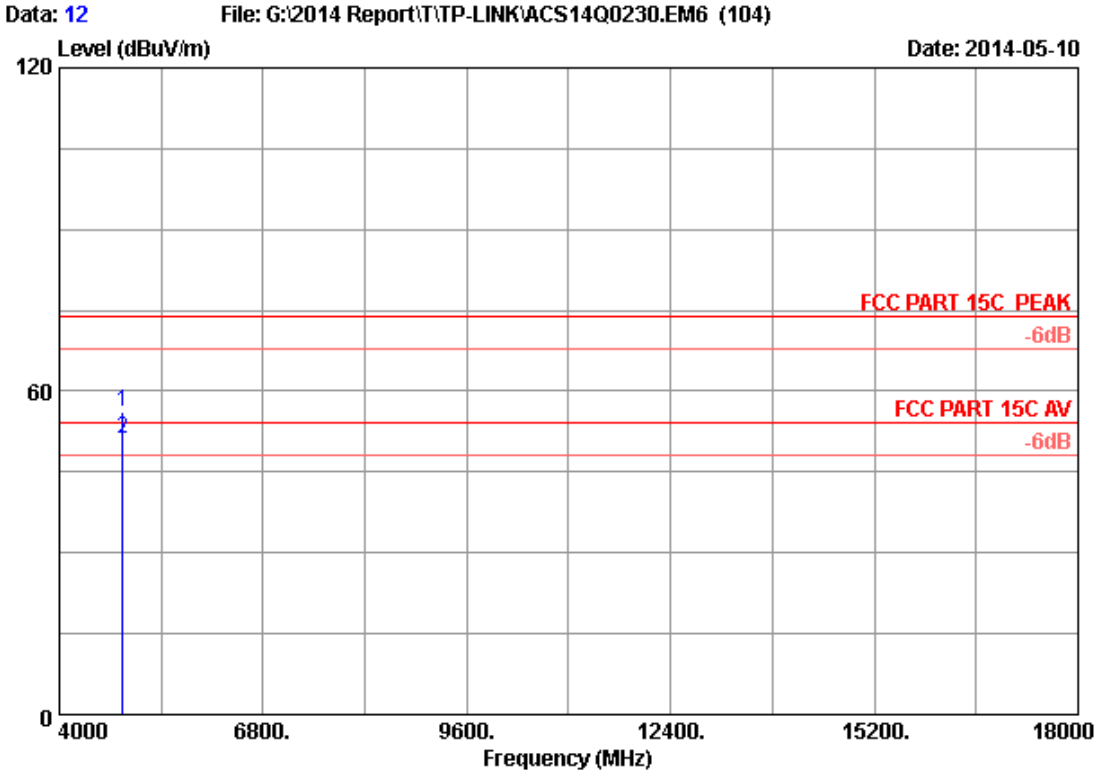

Site no. : 3m Chamber Data no. : 12
Dis. / Ant. : 3m 2013 3115 (4580) Ant. pol. : VERTICAL
Limit : FCC PART 15C PEAK
Env. / Ins. : 24*C/56% Engineer : Leo-Li
EUT : 2.4GHz 300Mbps 9dBi Outdoor CPE
Power Rating : DC 24V From POE Input AC 120V/60Hz
Test Mode : IEEE802.11b 2437MHz Tx
M/N : CPE210

No.	Freq. (MHz)	Ant. Factor (dB/m)	Cable Loss (dB)	AMP factor (dB)	Reading (dBuV)	Emission Level (dBuV/m)	Limits (dBuV/m)	Margin (dB)	Remark
1	4874.000	32.97	8.63	35.70	50.17	56.07	74.00	17.93	Peak
2	4874.000	32.97	8.63	35.70	45.37	51.27	54.00	2.73	Average

Remarks: 1. Emission Level= Antenna Factor + Cable Loss + Reading -Amp Factor
2. The emission levels that are 20dB below the official limit are not reported.

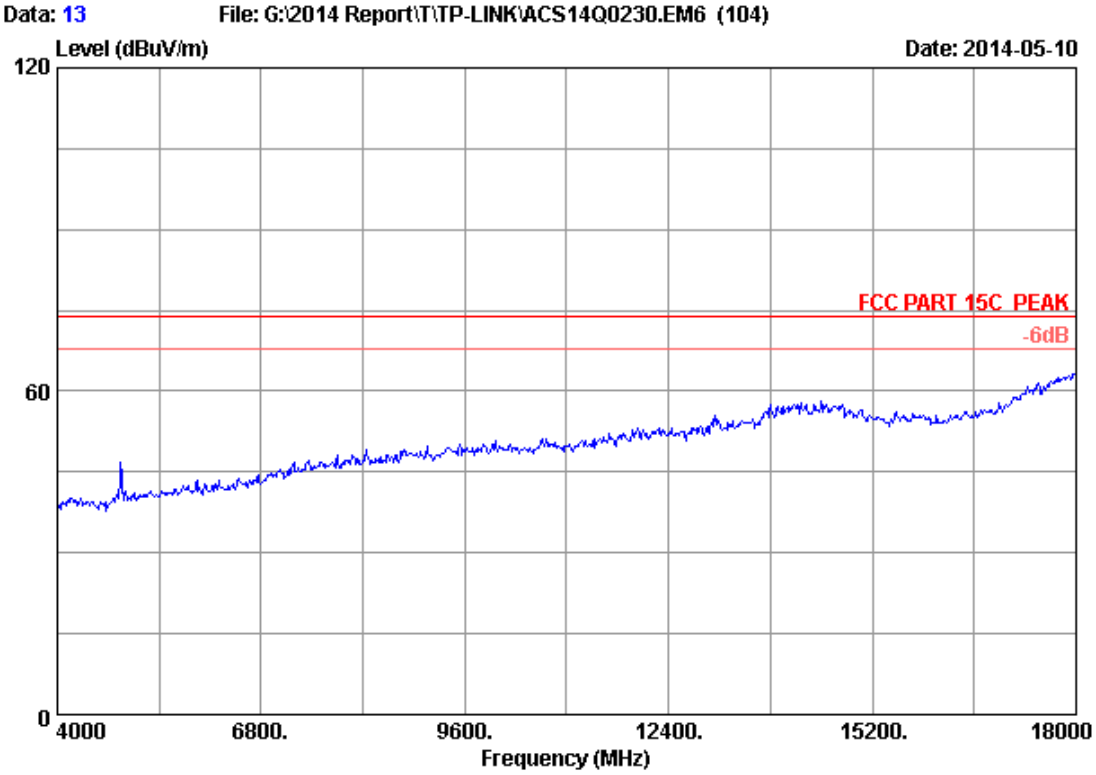


```
Site no.      : 3m Chamber                        Data no.   : 13
Dis. / Ant.   : 3m   2013 3115 (4580)        Ant. pol. : HORIZONTAL
Limit         : FCC PART 15C  PEAK
Env. / Ins.   : 24*C/56%                     Engineer   : Leo-Li
EUT           : 2.4GHz 300Mbps 9dBi Outdoor CPE
Power Rating  : DC 24V From POE Input AC 120V/60Hz
Test Mode     : IEEE802.11b   2437MHz Tx
M/N           : CPE210
```

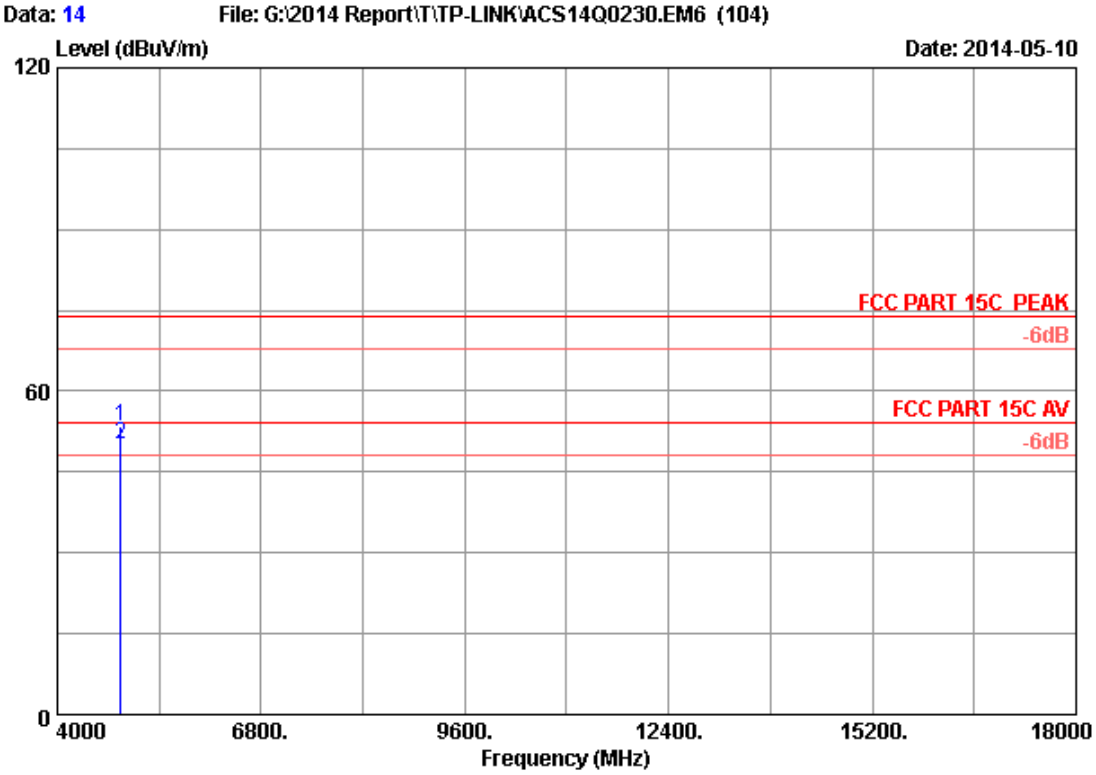

Site no. : 3m Chamber Data no. : 14
Dis. / Ant. : 3m 2013 3115 (4580) Ant. pol. : HORIZONTAL
Limit : FCC PART 15C PEAK
Env. / Ins. : 24*C/56% Engineer : Leo-Li
EUT : 2.4GHz 300Mbps 9dBi Outdoor CPE
Power Rating : DC 24V From POE Input AC 120V/60Hz
Test Mode : IEEE802.11b 2437MHz Tx
M/N : CPE210

No.	Freq. (MHz)	Ant. Factor (dB/m)	Cable Loss (dB)	AMP factor (dB)	Reading (dBuV)	Emission Level (dBuV/m)	Limits (dBuV/m)	Margin (dB)	Remark
1	4874.000	32.97	8.63	35.70	47.57	53.47	74.00	20.53	Peak
2	4874.000	32.97	8.63	35.70	44.17	50.07	54.00	3.93	Average

Remarks: 1. Emission Level= Antenna Factor + Cable Loss + Reading -Amp Factor
2. The emission levels that are 20dB below the official limit are not reported.

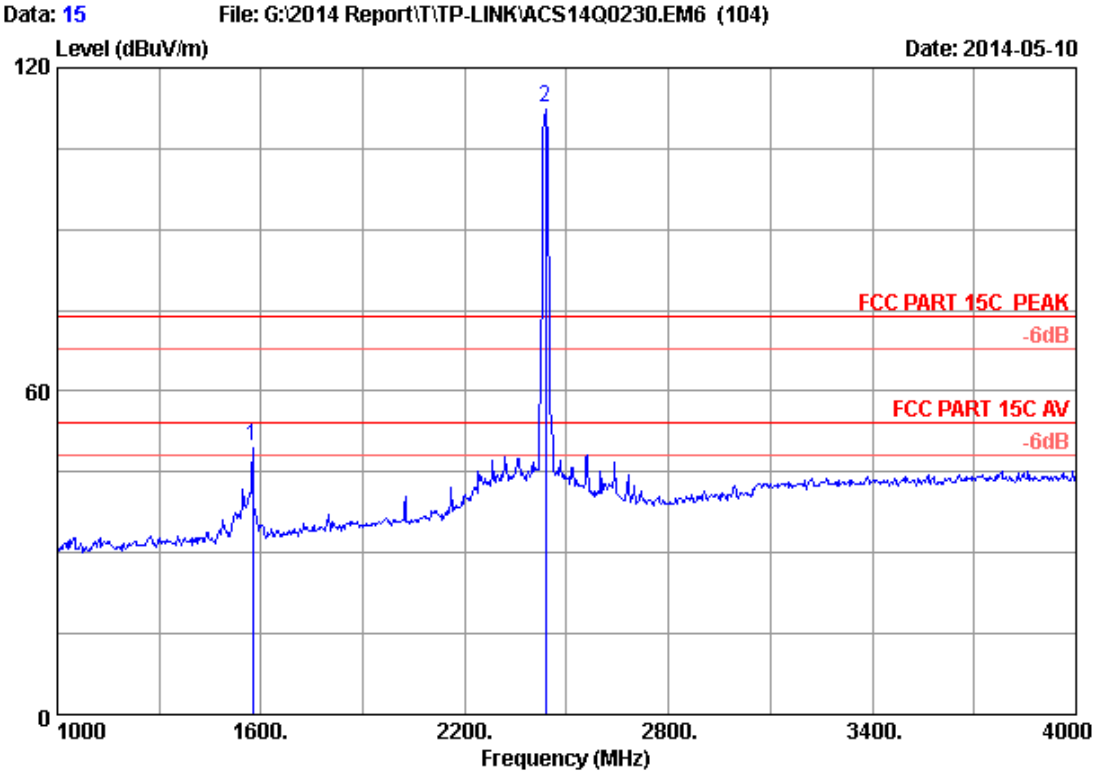

Site no. : 3m Chamber Data no. : 15
Dis. / Ant. : 3m 2013 3115 (4580) Ant. pol. : HORIZONTAL
Limit : FCC PART 15C PEAK
Env. / Ins. : 24*C/56% Engineer : Leo-Li
EUT : 2.4GHz 300Mbps 9dBi Outdoor CPE
Power Rating : DC 24V From POE Input AC 120V/60Hz
Test Mode : IEEE802.11b 2437MHz Tx
M/N : CPE210

No.	Freq. (MHz)	Ant. Factor (dB/m)	Cable Loss (dB)	AMP factor (dB)	Reading (dBuV)	Emission Level (dBuV/m)	Limits (dBuV/m)	Margin (dB)	Remark
1	1576.000	25.52	4.60	36.17	55.96	49.91	74.00	24.09	Peak
2	2437.000	28.26	5.85	35.70	114.27	112.68	74.00	-38.68	Peak

Remarks: 1. Emission Level= Antenna Factor + Cable Loss + Reading -Amp Factor
2. The emission levels that are 20dB below the official limit are not reported.

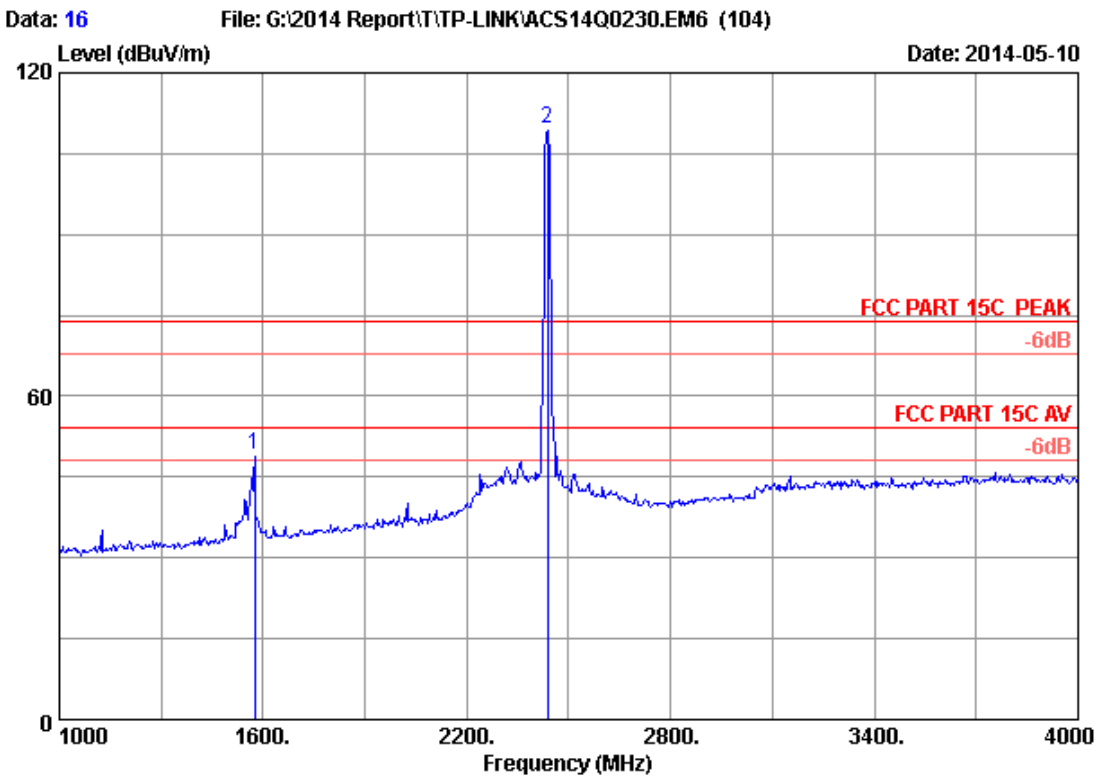

Site no. : 3m Chamber Data no. : 16
Dis. / Ant. : 3m 2013 3115 (4580) Ant. pol. : VERTICAL
Limit : FCC PART 15C PEAK
Env. / Ins. : 24*C/56% Engineer : Leo-Li
EUT : 2.4GHz 300Mbps 9dBi Outdoor CPE
Power Rating : DC 24V From POE Input AC 120V/60Hz
Test Mode : IEEE802.11b 2437MHz Tx
M/N : CPE210

No.	Freq. (MHz)	Ant. Factor (dB/m)	Cable Loss (dB)	AMP factor (dB)	Reading (dBuV)	Emission Level (dBuV/m)	Limits (dBuV/m)	Margin (dB)	Remark
1	1576.000	25.52	4.60	36.17	55.03	48.98	74.00	25.02	Peak
2	2437.000	28.26	5.85	35.70	111.27	109.68	74.00	-35.68	Peak

Remarks: 1. Emission Level= Antenna Factor + Cable Loss + Reading -Amp Factor
2. The emission levels that are 20dB below the official limit are not reported.

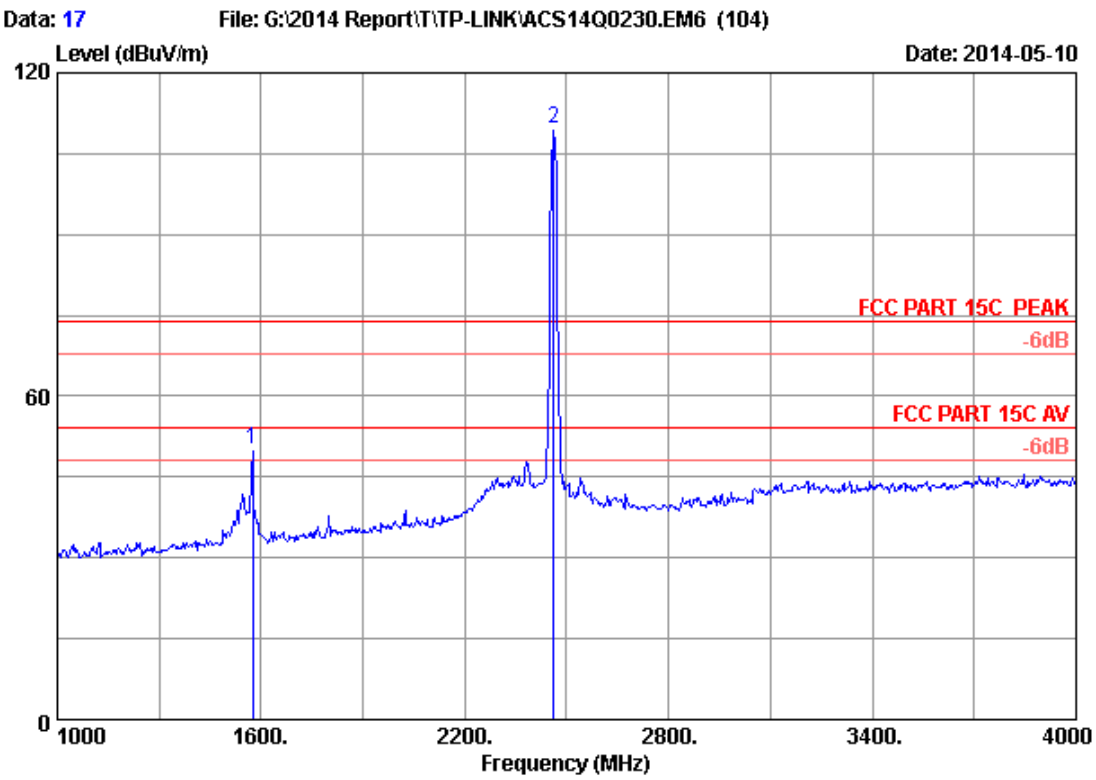

Site no. : 3m Chamber Data no. : 17
Dis. / Ant. : 3m 2013 3115 (4580) Ant. pol. : VERTICAL
Limit : FCC PART 15C PEAK
Env. / Ins. : 24*C/56% Engineer : Leo-Li
EUT : 2.4GHz 300Mbps 9dBi Outdoor CPE
Power Rating : DC 24V From POE Input AC 120V/60Hz
Test Mode : IEEE802.11b 2462MHz Tx
M/N : CPE210

No.	Freq. (MHz)	Ant. Factor (dB/m)	Cable Loss (dB)	AMP factor (dB)	Reading (dBuV)	Emission Level (dBuV/m)	Limits (dBuV/m)	Margin (dB)	Remark
1	1576.000	25.52	4.60	36.17	56.13	50.08	74.00	23.92	Peak
2	2462.000	28.32	5.89	35.70	111.03	109.54	74.00	-35.54	Peak

Remarks: 1. Emission Level= Antenna Factor + Cable Loss + Reading -Amp Factor
2. The emission levels that are 20dB below the official limit are not reported.

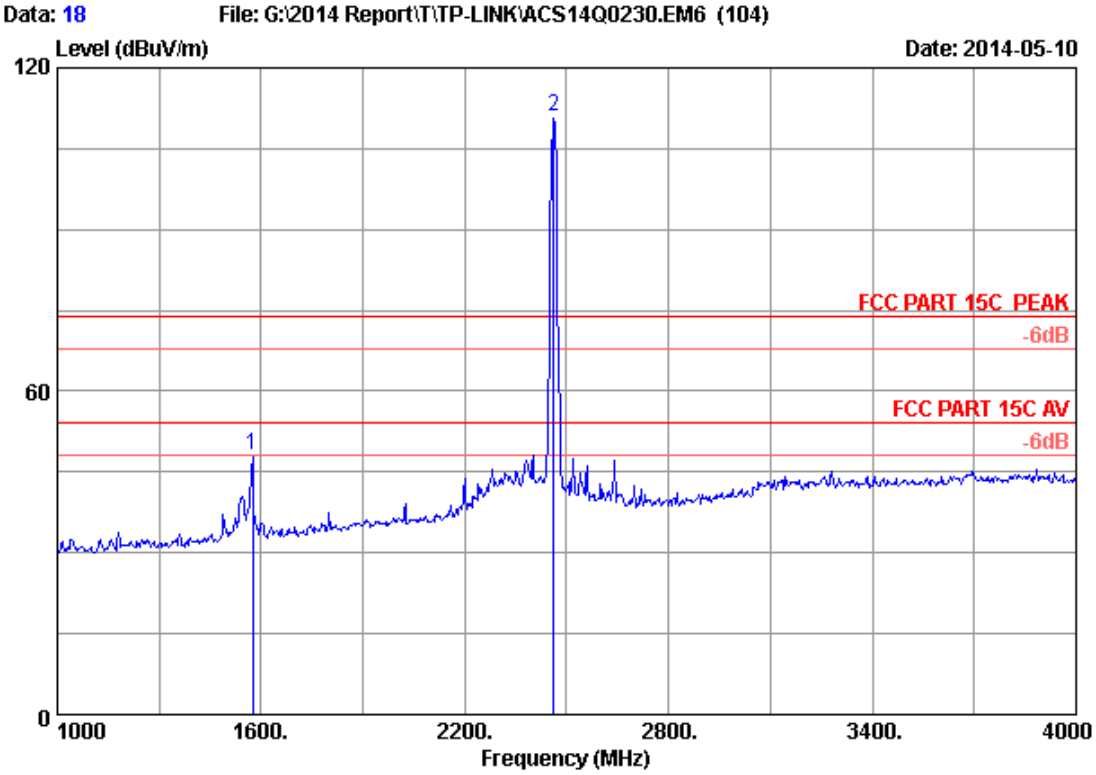

Site no. : 3m Chamber Data no. : 18
Dis. / Ant. : 3m 2013 3115 (4580) Ant. pol. : HORIZONTAL
Limit : FCC PART 15C PEAK
Env. / Ins. : 24*C/56% Engineer : Leo-Li
EUT : 2.4GHz 300Mbps 9dBi Outdoor CPE
Power Rating : DC 24V From POE Input AC 120V/60Hz
Test Mode : IEEE802.11b 2462MHz Tx
M/N : CPE210

No.	Freq. (MHz)	Ant. Factor (dB/m)	Cable Loss (dB)	AMP factor (dB)	Reading (dBuV)	Emission Level (dBuV/m)	Limits (dBuV/m)	Margin (dB)	Remark
1	1576.000	25.52	4.60	36.17	54.03	47.98	74.00	26.02	Peak
2	2462.000	28.32	5.89	35.70	112.56	111.07	74.00	-37.07	Peak

Remarks: 1. Emission Level= Antenna Factor + Cable Loss + Reading -Amp Factor
2. The emission levels that are 20dB below the official limit are not reported.

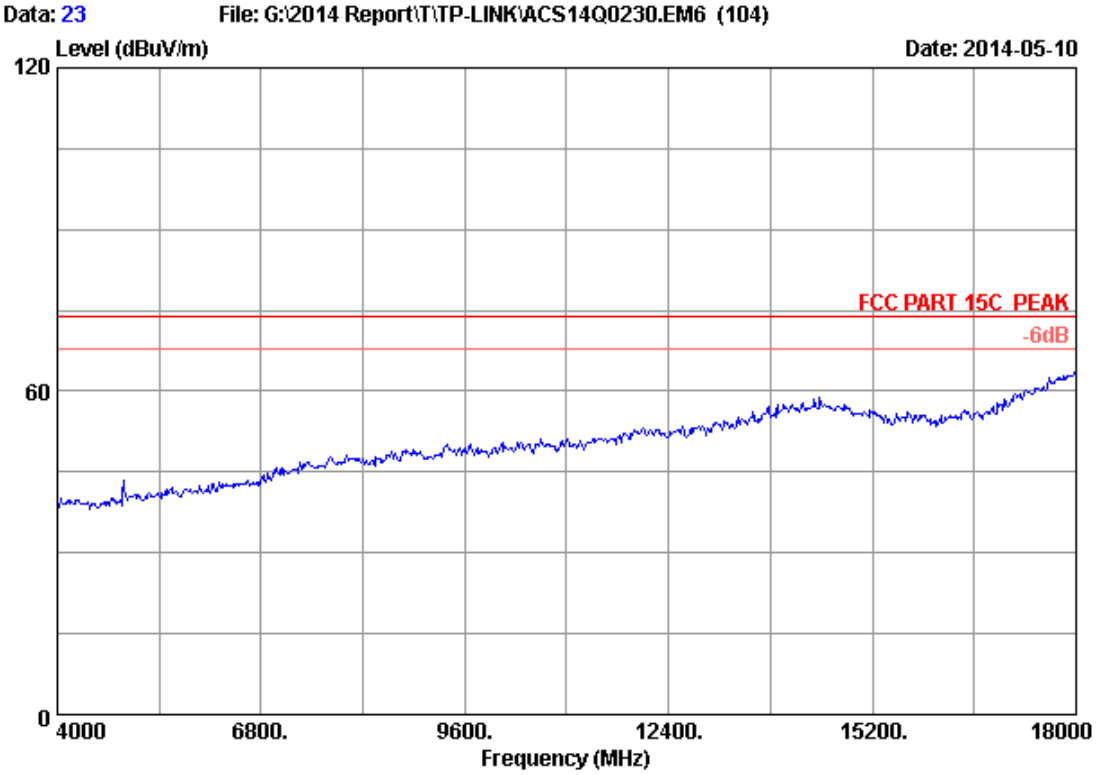


```
Site no.      : 3m Chamber                        Data no.  : 23
Dis. / Ant.   : 3m   2013 3115 (4580)        Ant. pol. : VERTICAL
Limit         : FCC PART 15C  PEAK
Env. / Ins.   : 24*C/56%                     Engineer  : Leo-Li
EUT           : 2.4GHz 300Mbps 9dBi Outdoor CPE
Power Rating  : DC 24V From POE Input AC 120V/60Hz
Test Mode     : IEEE802.11b   2462MHz Tx
M/N           : CPE210
```

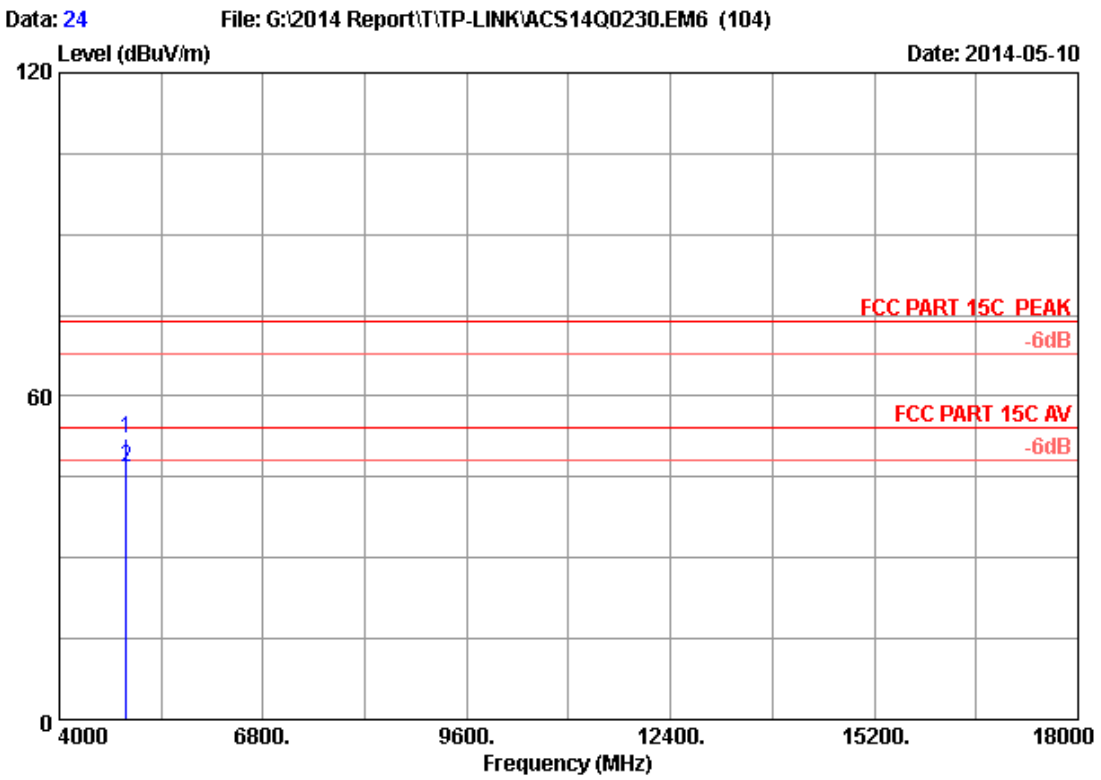

Site no. : 3m Chamber Data no. : 24
Dis. / Ant. : 3m 2013 3115 (4580) Ant. pol. : VERTICAL
Limit : FCC PART 15C PEAK
Env. / Ins. : 24*C/56% Engineer : Leo-Li
EUT : 2.4GHz 300Mbps 9dBi Outdoor CPE
Power Rating : DC 24V From POE Input AC 120V/60Hz
Test Mode : IEEE802.11b 2462MHz Tx
M/N : CPE210

No.	Freq. (MHz)	Ant. Factor (dB/m)	Cable Loss (dB)	AMP factor (dB)	Reading (dBuV)	Emission Level (dBuV/m)	Limits (dBuV/m)	Margin (dB)	Remark
1	4924.000	33.06	8.69	35.70	46.03	52.08	74.00	21.92	Peak
2	4924.000	33.06	8.69	35.70	40.89	46.94	54.00	7.06	Average

Remarks: 1. Emission Level= Antenna Factor + Cable Loss + Reading -Amp Factor
2. The emission levels that are 20dB below the official limit are not reported.

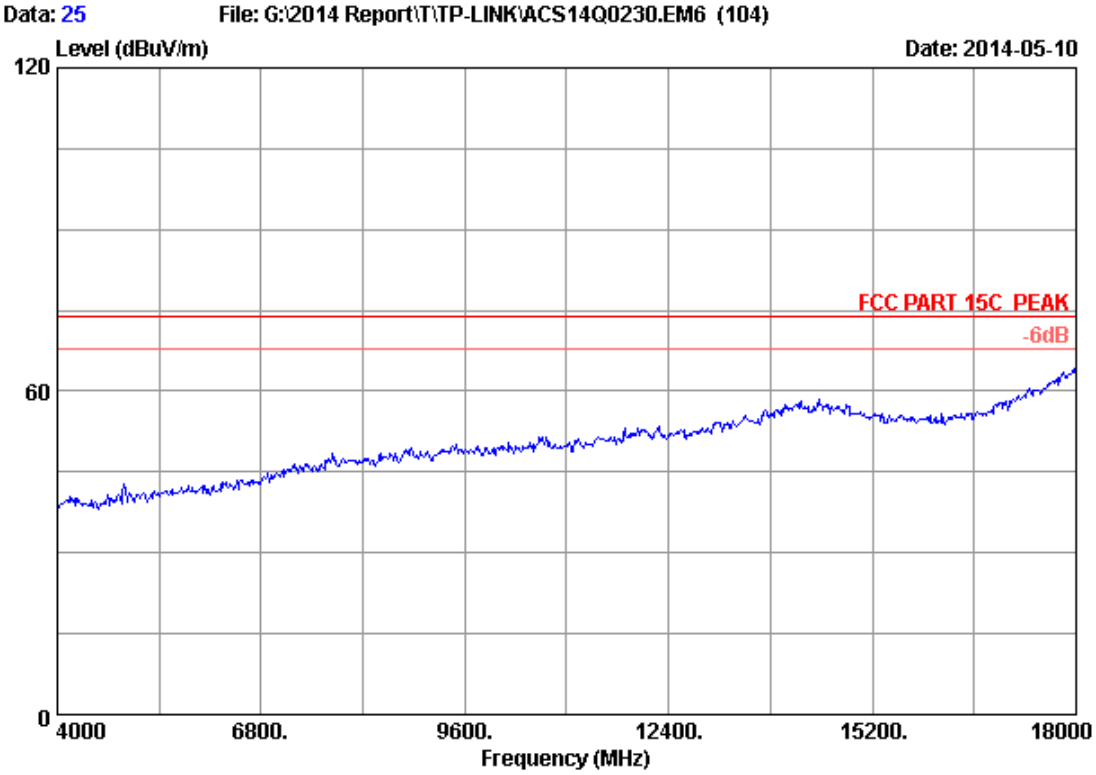


```
Site no.      : 3m Chamber                        Data no.   : 25
Dis. / Ant.   : 3m   2013 3115 (4580)        Ant. pol. : HORIZONTAL
Limit         : FCC PART 15C  PEAK
Env. / Ins.   : 24*C/56%                     Engineer   : Leo-Li
EUT           : 2.4GHz 300Mbps 9dBi Outdoor CPE
Power Rating  : DC 24V From POE Input AC 120V/60Hz
Test Mode     : IEEE802.11b   2462MHz Tx
M/N           : CPE210
```

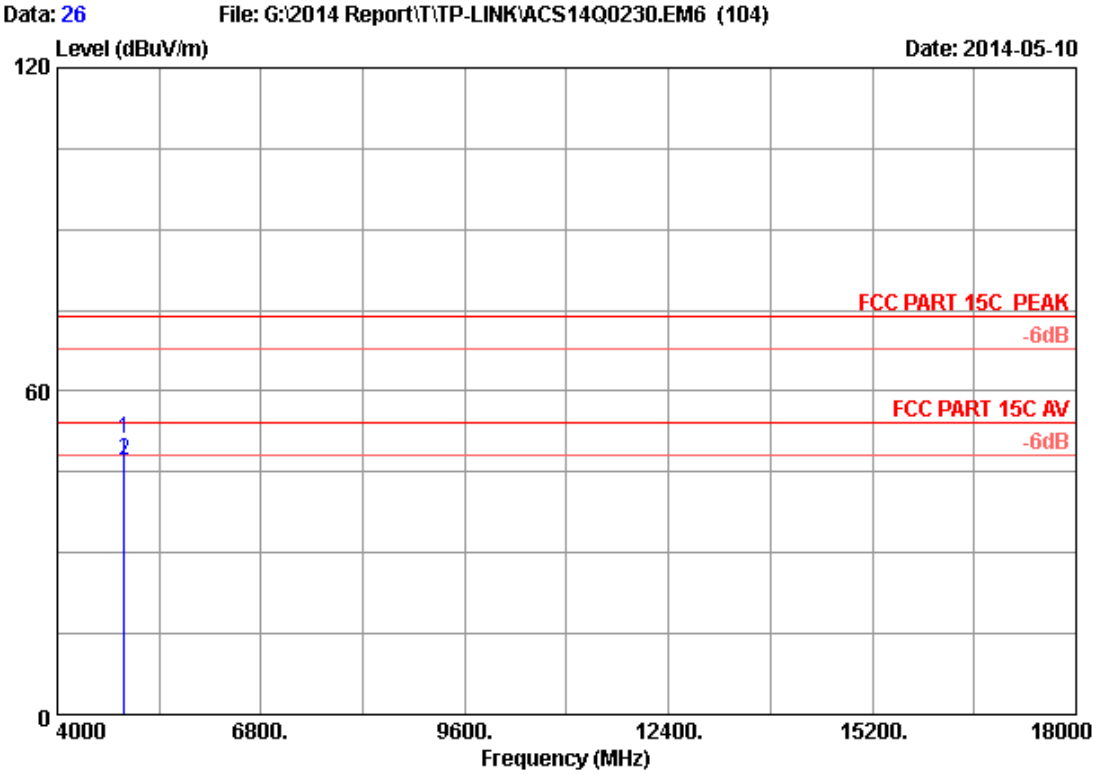

Site no. : 3m Chamber Data no. : 26
Dis. / Ant. : 3m 2013 3115 (4580) Ant. pol. : HORIZONTAL
Limit : FCC PART 15C PEAK
Env. / Ins. : 24*C/56% Engineer : Leo-Li
EUT : 2.4GHz 300Mbps 9dBi Outdoor CPE
Power Rating : DC 24V From POE Input AC 120V/60Hz
Test Mode : IEEE802.11b 2462MHz Tx
M/N : CPE210

No.	Freq. (MHz)	Ant. Factor (dB/m)	Cable Loss (dB)	AMP factor (dB)	Reading (dBuV)	Emission Level (dBuV/m)	Limits (dBuV/m)	Margin (dB)	Remark
1	4924.000	33.06	8.69	35.70	45.09	51.14	74.00	22.86	Peak
2	4924.000	33.06	8.69	35.70	41.24	47.29	54.00	6.71	Average

Remarks: 1. Emission Level= Antenna Factor + Cable Loss + Reading -Amp Factor
2. The emission levels that are 20dB below the official limit are not reported.

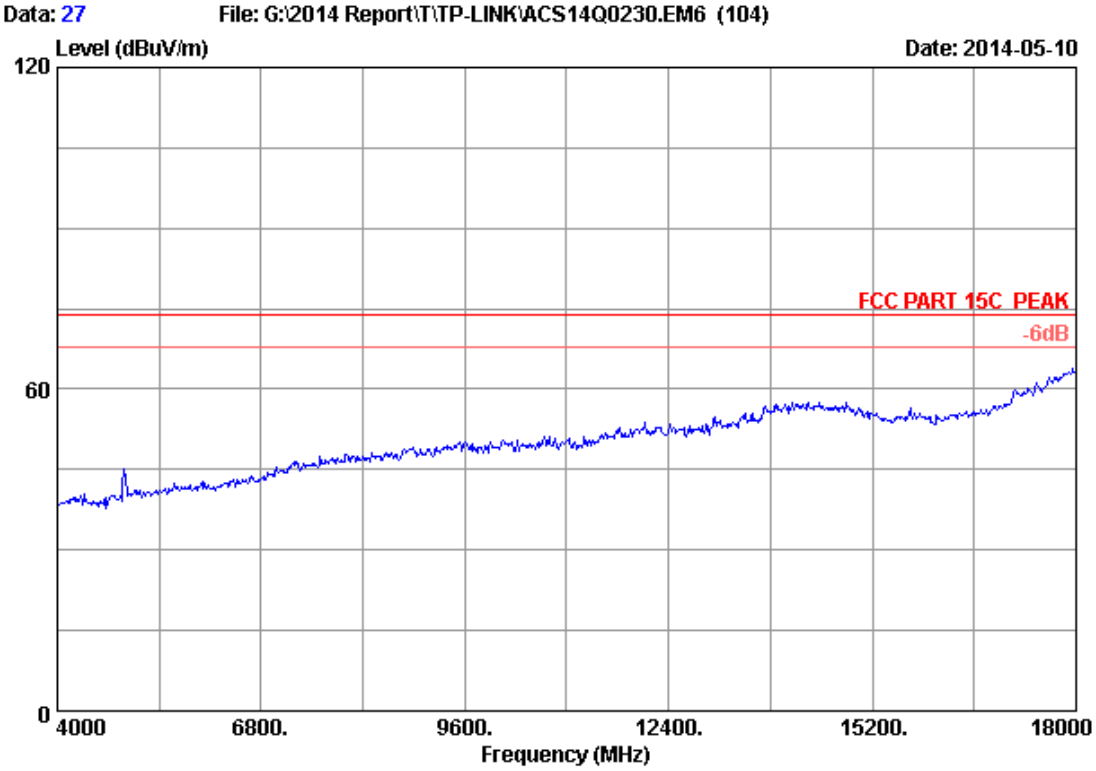


```
Site no.      : 3m Chamber                        Data no.   : 27
Dis. / Ant.   : 3m   2013 3115 (4580)        Ant. pol. : HORIZONTAL
Limit         : FCC PART 15C  PEAK
Env. / Ins.   : 24*C/56%                     Engineer   : Leo-Li
EUT           : 2.4GHz 300Mbps 9dBi Outdoor CPE
Power Rating  : DC 24V From POE Input AC 120V/60Hz
Test Mode     : IEEE802.11g   2462MHz Tx
M/N           : CPE210
```

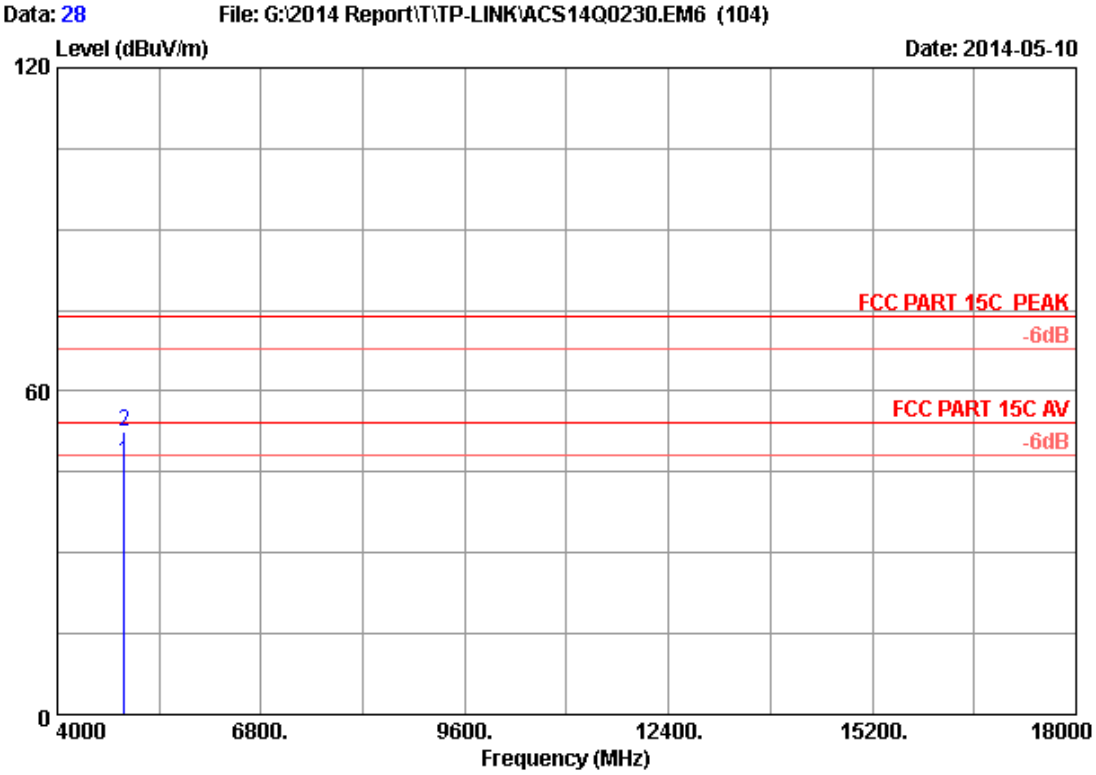

Site no. : 3m Chamber Data no. : 28
Dis. / Ant. : 3m 2013 3115 (4580) Ant. pol. : HORIZONTAL
Limit : FCC PART 15C PEAK
Env. / Ins. : 24*C/56% Engineer : Leo-Li
EUT : 2.4GHz 300Mbps 9dBi Outdoor CPE
Power Rating : DC 24V From POE Input AC 120V/60Hz
Test Mode : IEEE802.11g 2462MHz Tx
M/N : CPE210

No.	Freq. (MHz)	Ant. Factor (dB/m)	Cable Loss (dB)	AMP factor (dB)	Reading (dBuV)	Emission Level (dBuV/m)	Limits (dBuV/m)	Margin (dB)	Remark
1	4924.000	33.06	8.69	35.70	40.67	46.72	54.00	7.28	Average
2	4924.000	33.06	8.69	35.70	46.59	52.64	74.00	21.36	Peak

Remarks: 1. Emission Level= Antenna Factor + Cable Loss + Reading -Amp Factor
2. The emission levels that are 20dB below the official limit are not reported.

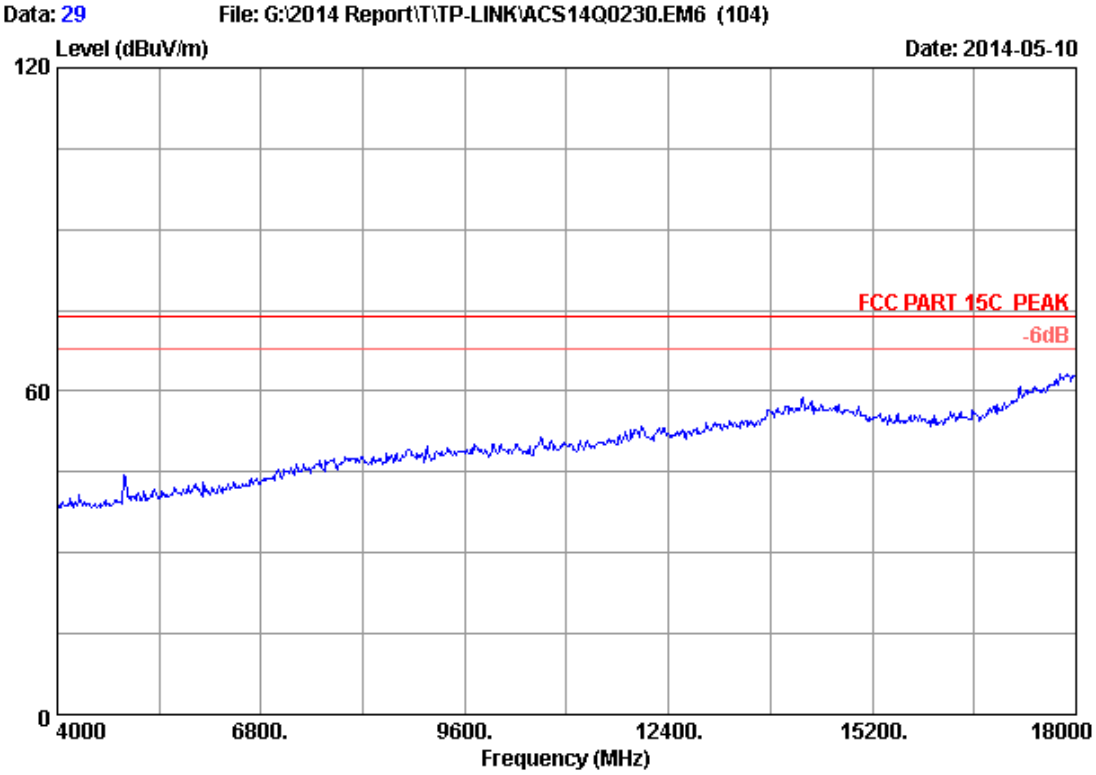


```
Site no.      : 3m Chamber                        Data no.  : 29
Dis. / Ant.   : 3m   2013 3115 (4580)        Ant. pol. : VERTICAL
Limit         : FCC PART 15C  PEAK
Env. / Ins.   : 24*C/56%                     Engineer  : Leo-Li
EUT           : 2.4GHz 300Mbps 9dBi Outdoor CPE
Power Rating  : DC 24V From POE Input AC 120V/60Hz
Test Mode     : IEEE802.11g   2462MHz Tx
M/N           : CPE210
```

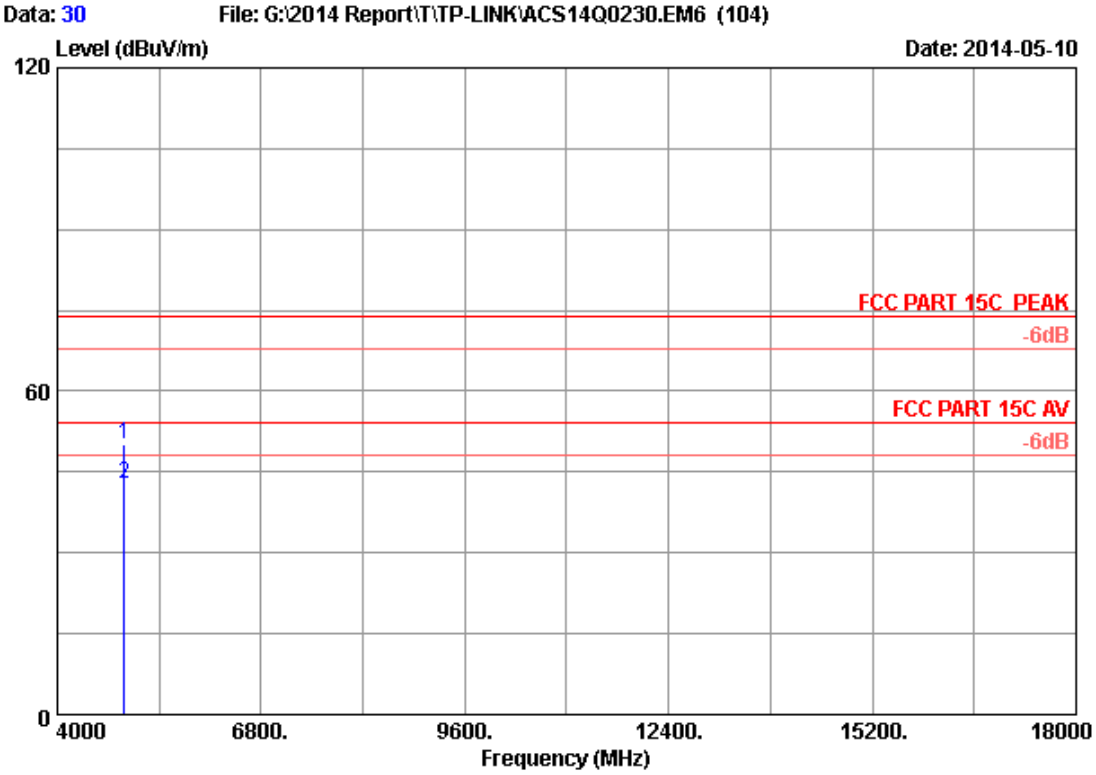

Site no. : 3m Chamber Data no. : 30
Dis. / Ant. : 3m 2013 3115 (4580) Ant. pol. : VERTICAL
Limit : FCC PART 15C PEAK
Env. / Ins. : 24*C/56% Engineer : Leo-Li
EUT : 2.4GHz 300Mbps 9dBi Outdoor CPE
Power Rating : DC 24V From POE Input AC 120V/60Hz
Test Mode : IEEE802.11g 2462MHz Tx
M/N : CPE210

No.	Freq. (MHz)	Ant. Factor (dB/m)	Cable Loss (dB)	AMP factor (dB)	Reading (dBuV)	Emission Level (dBuV/m)	Limits (dBuV/m)	Margin (dB)	Remark
1	4924.000	33.06	8.69	35.70	44.07	50.12	74.00	23.88	Peak
2	4924.000	33.06	8.69	35.70	36.60	42.65	54.00	11.35	Average

Remarks: 1. Emission Level= Antenna Factor + Cable Loss + Reading -Amp Factor
2. The emission levels that are 20dB below the official limit are not reported.

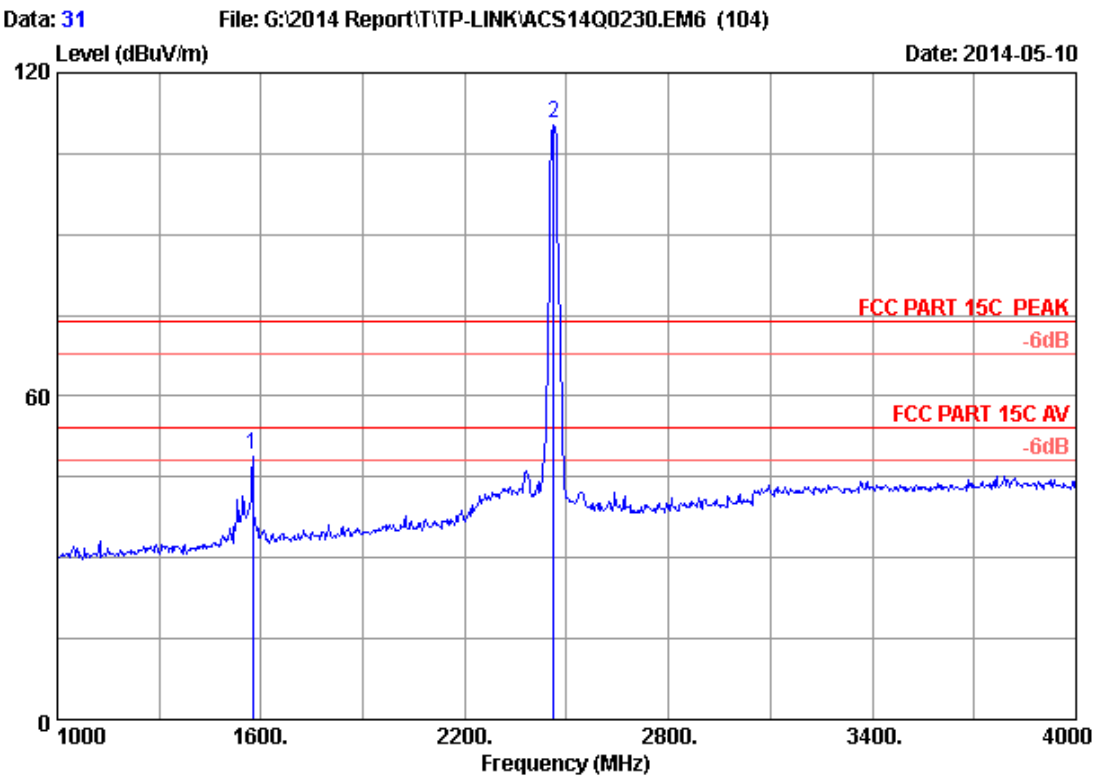

Site no. : 3m Chamber Data no. : 31
Dis. / Ant. : 3m 2013 3115 (4580) Ant. pol. : VERTICAL
Limit : FCC PART 15C PEAK
Env. / Ins. : 24*C/56% Engineer : Leo-Li
EUT : 2.4GHz 300Mbps 9dBi Outdoor CPE
Power Rating : DC 24V From POE Input AC 120V/60Hz
Test Mode : IEEE802.11g 2462MHz Tx
M/N : CPE210

No.	Freq. (MHz)	Ant. Factor (dB/m)	Cable Loss (dB)	AMP factor (dB)	Reading (dBuV)	Emission Level (dBuV/m)	Limits (dBuV/m)	Margin (dB)	Remark
1	1576.000	25.52	4.60	36.17	55.19	49.14	74.00	24.86	Peak
2	2462.000	28.32	5.89	35.70	112.06	110.57	74.00	-36.57	Peak

Remarks: 1. Emission Level= Antenna Factor + Cable Loss + Reading -Amp Factor
2. The emission levels that are 20dB below the official limit are not reported.

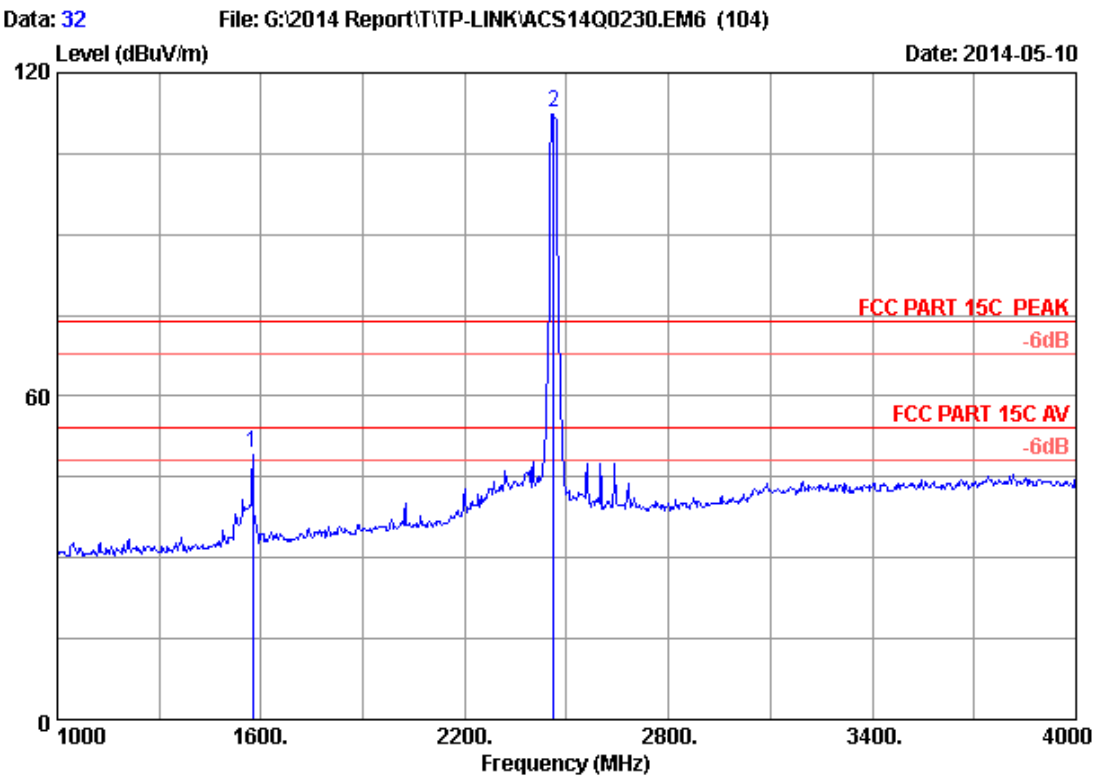

Site no. : 3m Chamber Data no. : 32
Dis. / Ant. : 3m 2013 3115 (4580) Ant. pol. : HORIZONTAL
Limit : FCC PART 15C PEAK
Env. / Ins. : 24*C/56% Engineer : Leo-Li
EUT : 2.4GHz 300Mbps 9dBi Outdoor CPE
Power Rating : DC 24V From POE Input AC 120V/60Hz
Test Mode : IEEE802.11g 2462MHz Tx
M/N : CPE210

No.	Freq. (MHz)	Ant. Factor (dB/m)	Cable Loss (dB)	AMP factor (dB)	Reading (dBuV)	Emission Level (dBuV/m)	Limits (dBuV/m)	Margin (dB)	Remark
1	1576.000	25.52	4.60	36.17	55.46	49.41	74.00	24.59	Peak
2	2462.000	28.32	5.89	35.70	114.06	112.57	74.00	-38.57	Peak

Remarks: 1. Emission Level= Antenna Factor + Cable Loss + Reading -Amp Factor
2. The emission levels that are 20dB below the official limit are not reported.

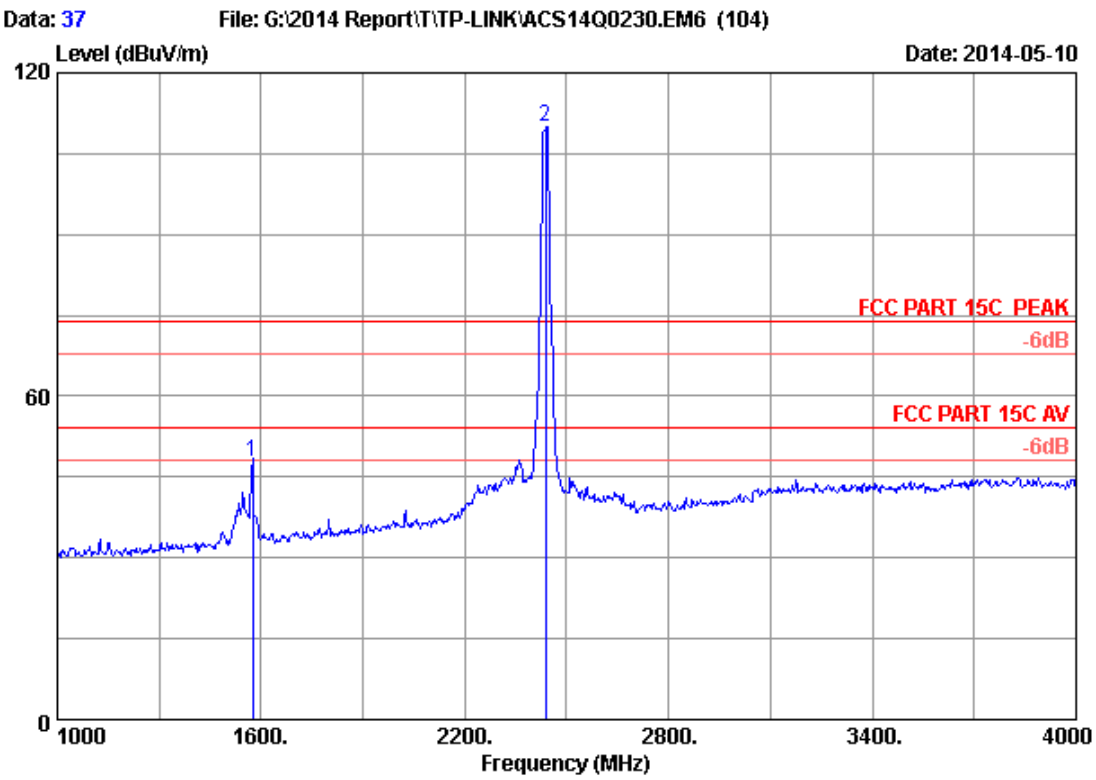

Site no. : 3m Chamber Data no. : 37
Dis. / Ant. : 3m 2013 3115 (4580) Ant. pol. : VERTICAL
Limit : FCC PART 15C PEAK
Env. / Ins. : 24*C/56% Engineer : Leo-Li
EUT : 2.4GHz 300Mbps 9dBi Outdoor CPE
Power Rating : DC 24V From POE Input AC 120V/60Hz
Test Mode : IEEE802.11g 2462MHz Tx
M/N : CPE210

No.	Freq. (MHz)	Ant. Factor (dB/m)	Cable Loss (dB)	AMP factor (dB)	Reading (dBuV)	Emission Level (dBuV/m)	Limits (dBuV/m)	Margin (dB)	Remark
1	1576.000	25.52	4.60	36.17	53.97	47.92	74.00	26.08	Peak
2	2437.000	28.26	5.85	35.70	111.47	109.88	74.00	-35.88	Peak

Remarks: 1. Emission Level= Antenna Factor + Cable Loss + Reading -Amp Factor
2. The emission levels that are 20dB below the official limit are not reported.

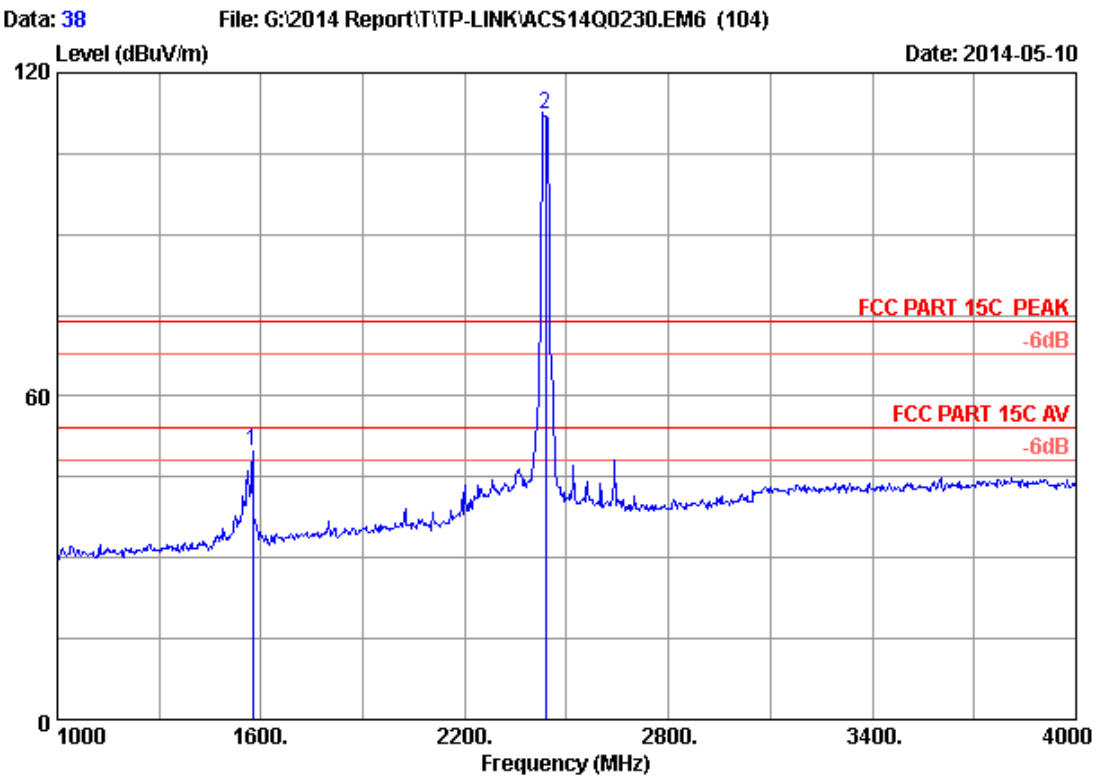

Site no. : 3m Chamber Data no. : 38
Dis. / Ant. : 3m 2013 3115 (4580) Ant. pol. : HORIZONTAL
Limit : FCC PART 15C PEAK
Env. / Ins. : 24*C/56% Engineer : Leo-Li
EUT : 2.4GHz 300Mbps 9dBi Outdoor CPE
Power Rating : DC 24V From POE Input AC 120V/60Hz
Test Mode : IEEE802.11g 2462MHz Tx
M/N : CPE210

No.	Freq. (MHz)	Ant. Factor (dB/m)	Cable Loss (dB)	AMP factor (dB)	Reading (dBuV)	Emission Level (dBuV/m)	Limits (dBuV/m)	Margin (dB)	Remark
1	1576.000	25.52	4.60	36.17	56.01	49.96	74.00	24.04	Peak
2	2437.000	28.26	5.85	35.70	113.85	112.26	74.00	-38.26	Peak

Remarks: 1. Emission Level= Antenna Factor + Cable Loss + Reading -Amp Factor
2. The emission levels that are 20dB below the official limit are not reported.

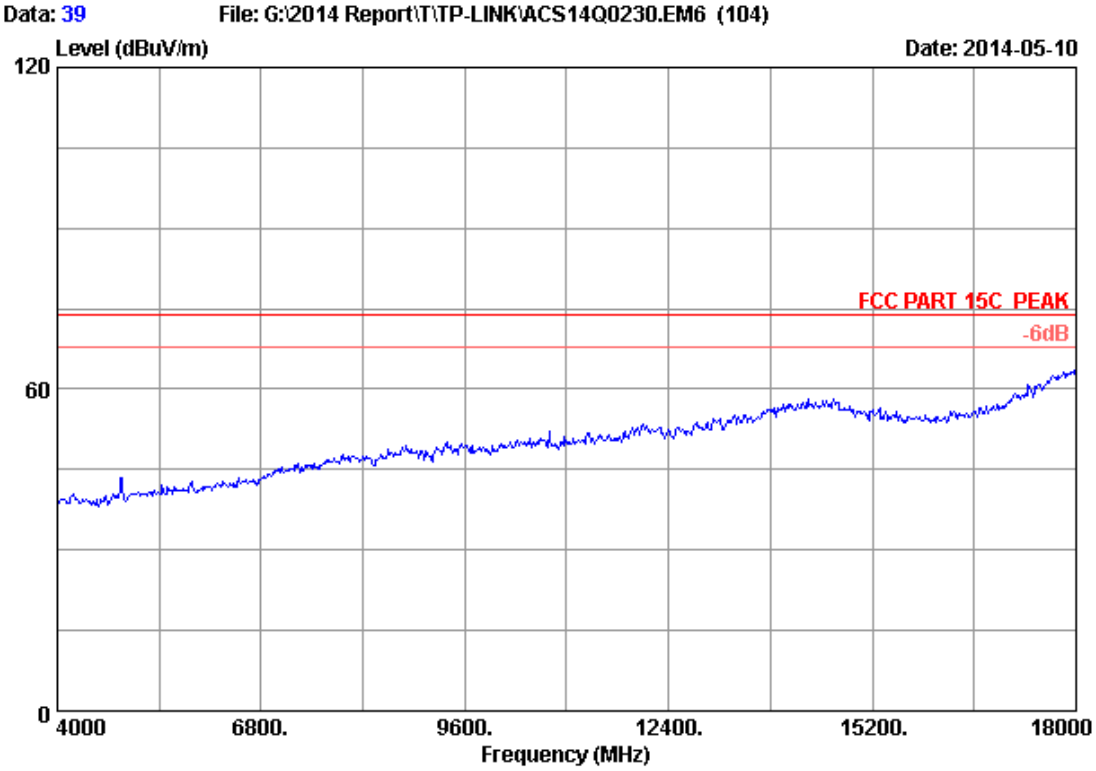


```
Site no.      : 3m Chamber                        Data no.   : 39
Dis. / Ant.   : 3m   2013 3115 (4580)        Ant. pol. : HORIZONTAL
Limit         : FCC PART 15C  PEAK
Env. / Ins.   : 24*C/56%                     Engineer   : Leo-Li
EUT           : 2.4GHz 300Mbps 9dBi Outdoor CPE
Power Rating  : DC 24V From POE Input AC 120V/60Hz
Test Mode     : IEEE802.11g   2462MHz Tx
M/N           : CPE210
```

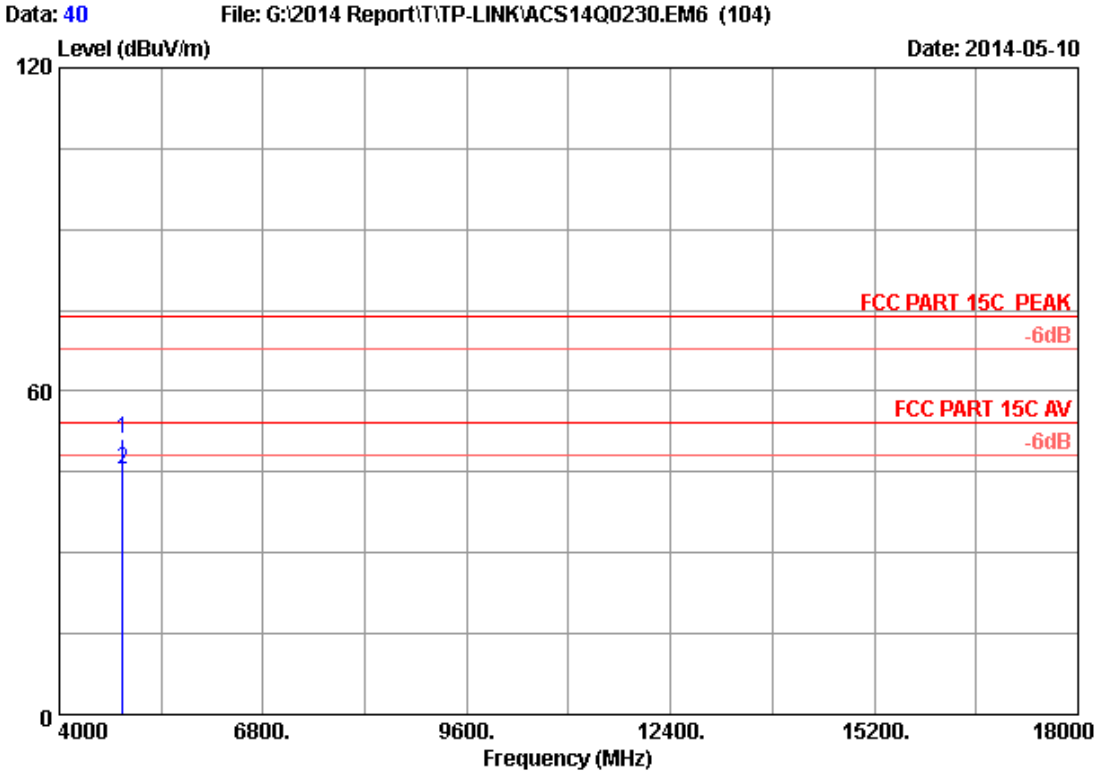

Site no. : 3m Chamber Data no. : 40
Dis. / Ant. : 3m 2013 3115 (4580) Ant. pol. : HORIZONTAL
Limit : FCC PART 15C PEAK
Env. / Ins. : 24*C/56% Engineer : Leo-Li
EUT : 2.4GHz 300Mbps 9dBi Outdoor CPE
Power Rating : DC 24V From POE Input AC 120V/60Hz
Test Mode : IEEE802.11g 2462MHz Tx
M/N : CPE210

No.	Freq. (MHz)	Ant. Factor (dB/m)	Cable Loss (dB)	AMP factor (dB)	Reading (dBuV)	Emission Level (dBuV/m)	Limits (dBuV/m)	Margin (dB)	Remark
1	4874.000	32.97	8.63	35.70	45.17	51.07	74.00	22.93	Peak
2	4874.000	32.97	8.63	35.70	39.47	45.37	54.00	8.63	Average

Remarks: 1. Emission Level= Antenna Factor + Cable Loss + Reading -Amp Factor
2. The emission levels that are 20dB below the official limit are not reported.

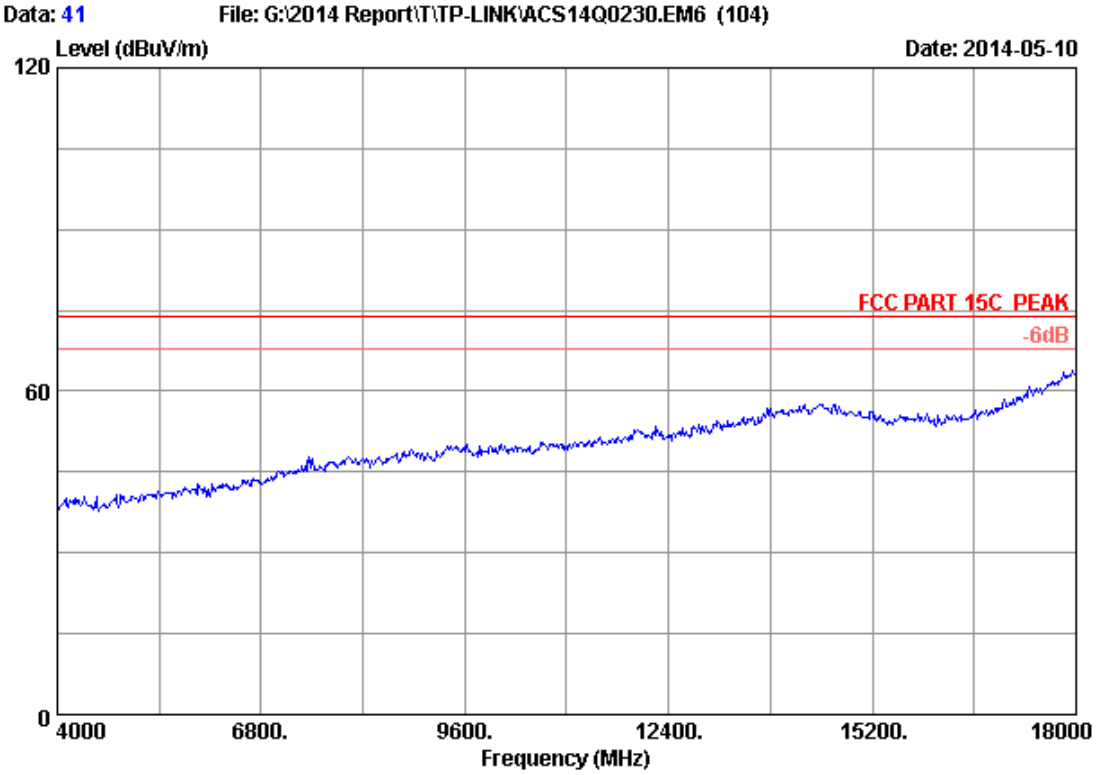


```
Site no.      : 3m Chamber                        Data no.  : 41
Dis. / Ant.   : 3m   2013 3115 (4580)        Ant. pol. : VERTICAL
Limit         : FCC PART 15C  PEAK
Env. / Ins.   : 24*C/56%                     Engineer  : Leo-Li
EUT           : 2.4GHz 300Mbps 9dBi Outdoor CPE
Power Rating  : DC 24V From POE Input AC 120V/60Hz
Test Mode     : IEEE802.11g   2462MHz Tx
M/N           : CPE210
```

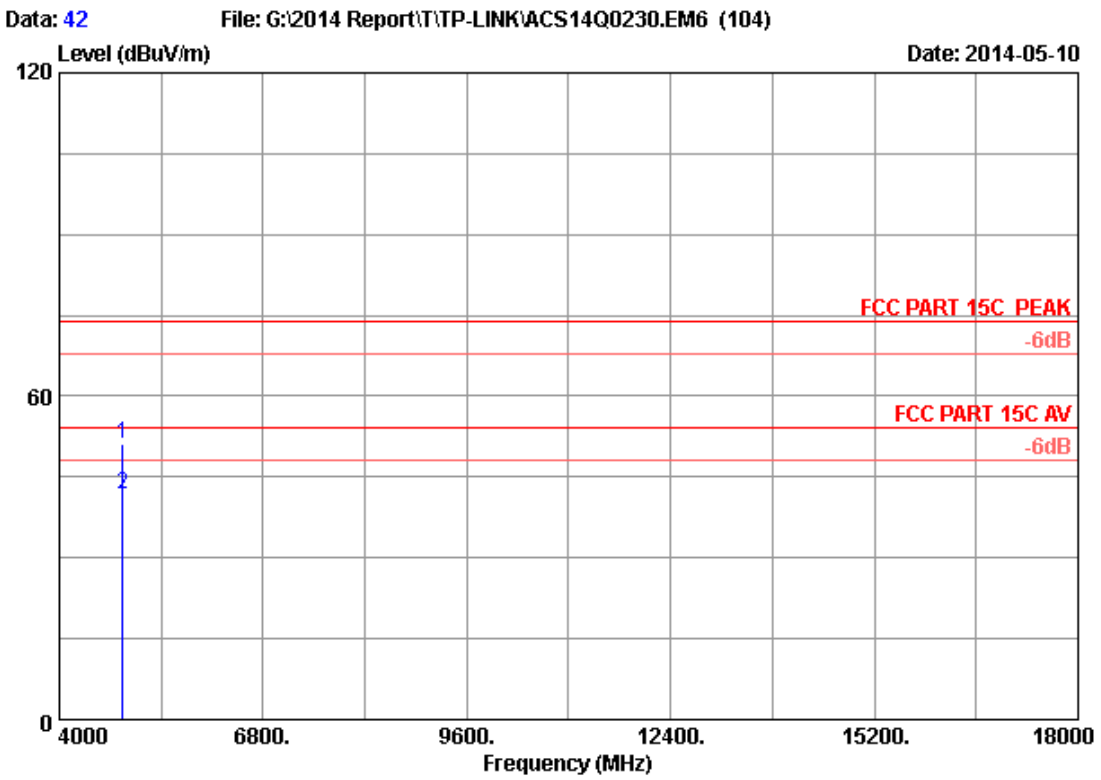

Site no. : 3m Chamber Data no. : 42
Dis. / Ant. : 3m 2013 3115 (4580) Ant. pol. : VERTICAL
Limit : FCC PART 15C PEAK
Env. / Ins. : 24*C/56% Engineer : Leo-Li
EUT : 2.4GHz 300Mbps 9dBi Outdoor CPE
Power Rating : DC 24V From POE Input AC 120V/60Hz
Test Mode : IEEE802.11g 2462MHz Tx
M/N : CPE210

No.	Freq. (MHz)	Ant. Factor (dB/m)	Cable Loss (dB)	AMP factor (dB)	Reading (dBuV)	Emission Level (dBuV/m)	Limits (dBuV/m)	Margin (dB)	Remark
1	4874.000	32.97	8.63	35.70	45.27	51.17	74.00	22.83	Peak
2	4874.000	32.97	8.63	35.70	35.76	41.66	54.00	12.34	Average

Remarks: 1. Emission Level= Antenna Factor + Cable Loss + Reading -Amp Factor
2. The emission levels that are 20dB below the official limit are not reported.

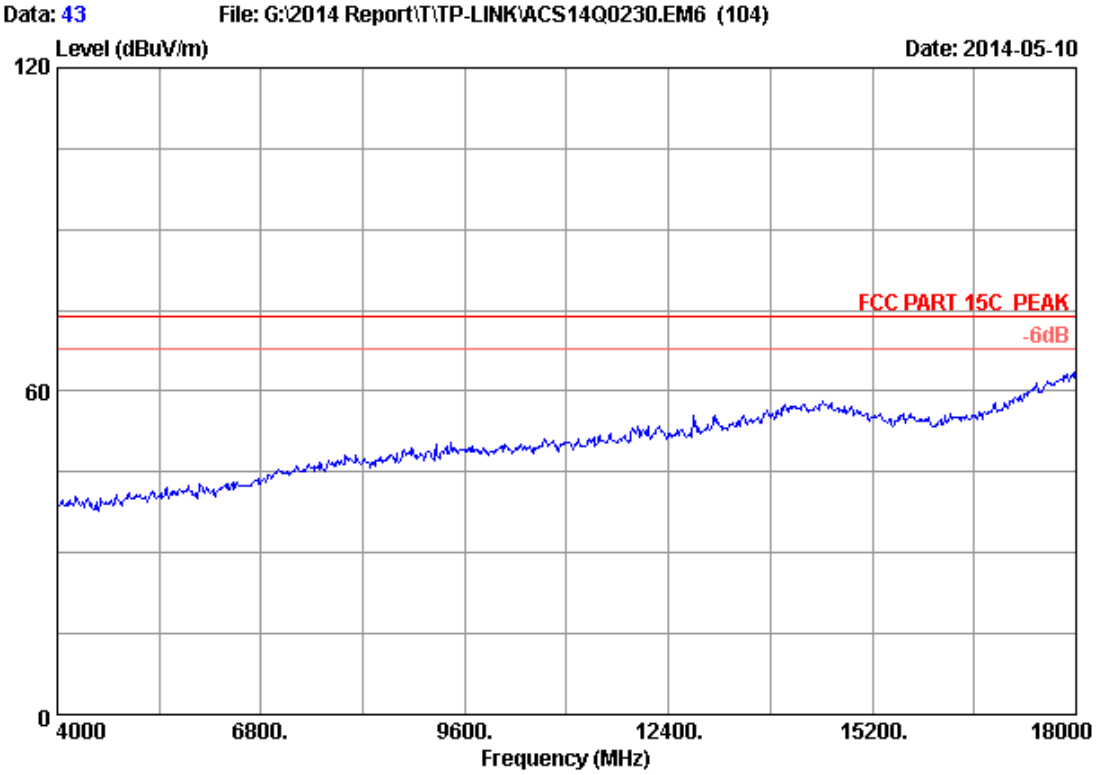


```
Site no.      : 3m Chamber                        Data no.  : 43
Dis. / Ant.   : 3m   2013 3115 (4580)        Ant. pol. : VERTICAL
Limit         : FCC PART 15C  PEAK
Env. / Ins.   : 24*C/56%                     Engineer  : Leo-Li
EUT           : 2.4GHz 300Mbps 9dBi Outdoor CPE
Power Rating  : DC 24V From POE Input AC 120V/60Hz
Test Mode     : IEEE802.11g   2412MHz Tx
M/N           : CPE210
```

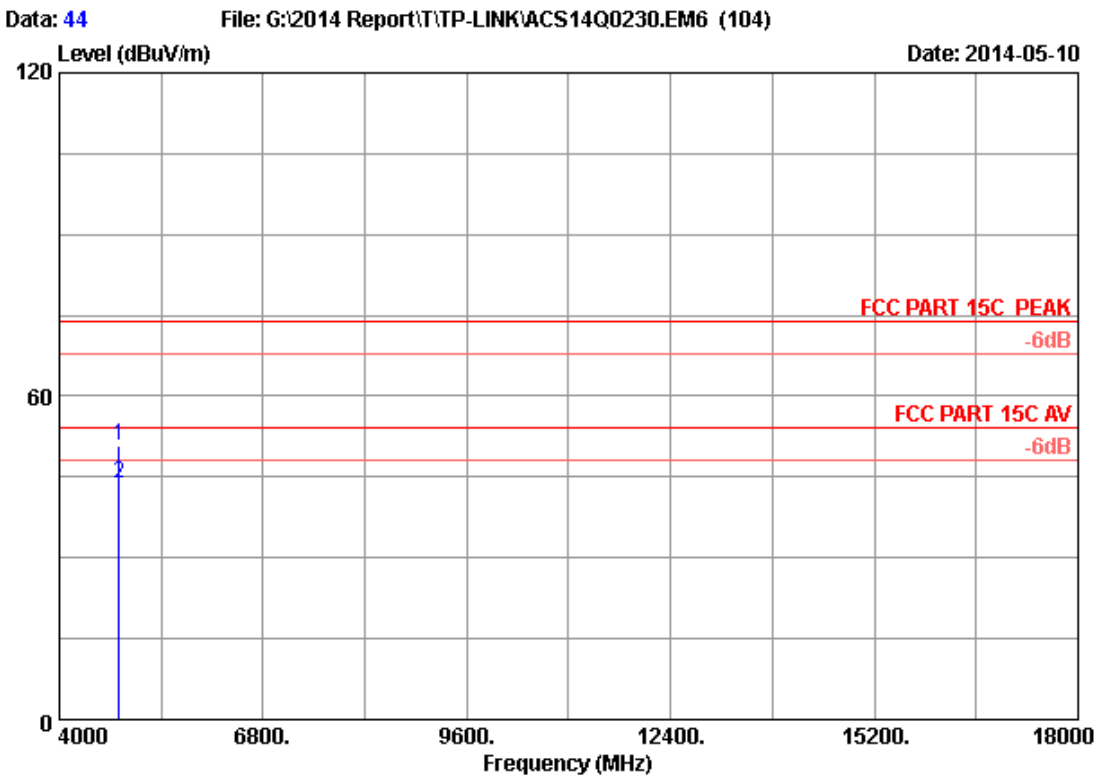

Site no. : 3m Chamber Data no. : 44
Dis. / Ant. : 3m 2013 3115 (4580) Ant. pol. : VERTICAL
Limit : FCC PART 15C PEAK
Env. / Ins. : 24*C/56% Engineer : Leo-Li
EUT : 2.4GHz 300Mbps 9dBi Outdoor CPE
Power Rating : DC 24V From POE Input AC 120V/60Hz
Test Mode : IEEE802.11g 2412MHz Tx
M/N : CPE210

No.	Freq. (MHz)	Ant. Factor (dB/m)	Cable Loss (dB)	AMP factor (dB)	Reading (dBuV)	Emission Level (dBuV/m)	Limits (dBuV/m)	Margin (dB)	Remark
1	4824.000	32.88	8.58	35.70	45.17	50.93	74.00	23.07	Peak
2	4824.000	32.88	8.58	35.70	38.19	43.95	54.00	10.05	Average

Remarks: 1. Emission Level= Antenna Factor + Cable Loss + Reading -Amp Factor
2. The emission levels that are 20dB below the official limit are not reported.

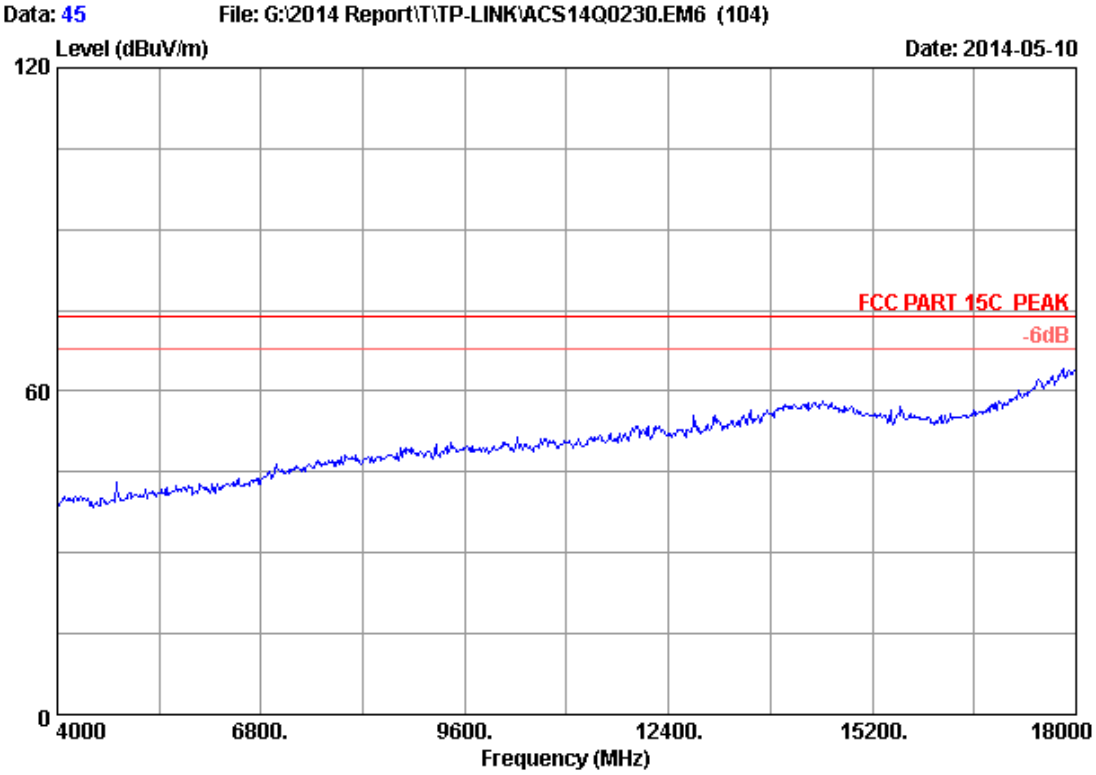


```
Site no.      : 3m Chamber                        Data no.  : 45
Dis. / Ant.   : 3m   2013 3115 (4580)        Ant. pol. : HORIZONTAL
Limit         : FCC PART 15C  PEAK
Env. / Ins.   : 24*C/56%                     Engineer  : Leo-Li
EUT           : 2.4GHz 300Mbps 9dBi Outdoor CPE
Power Rating  : DC 24V From POE Input AC 120V/60Hz
Test Mode     : IEEE802.11g   2412MHz Tx
M/N           : CPE210
```

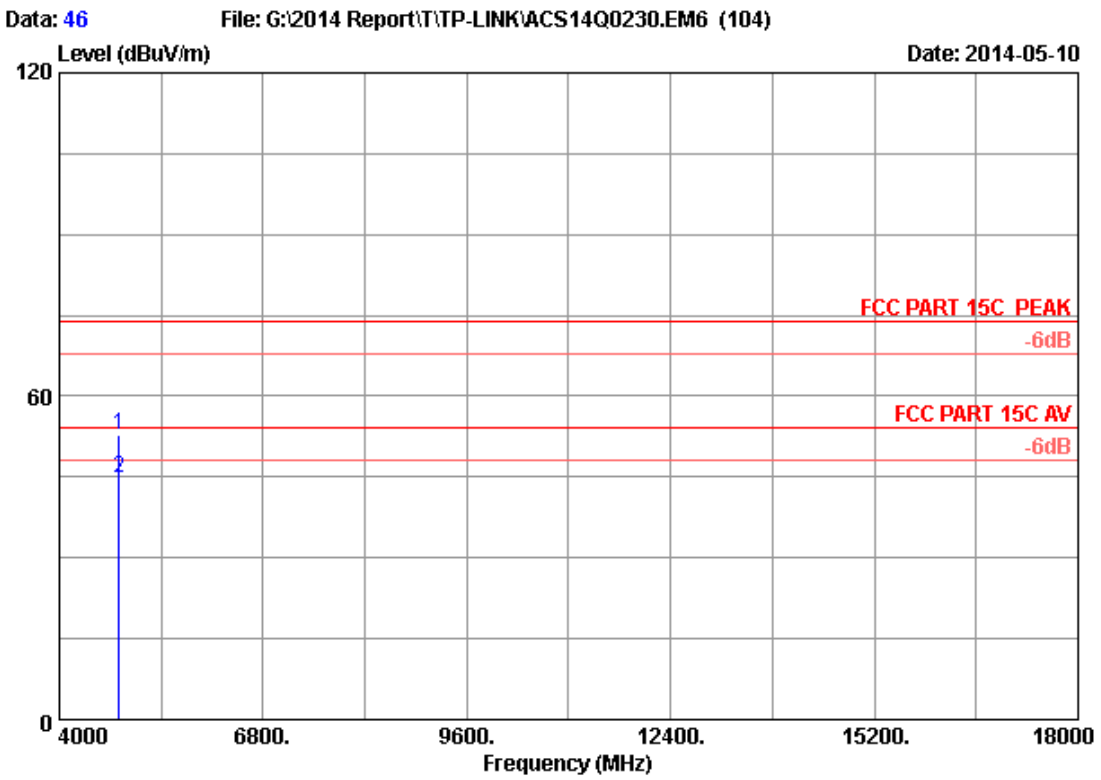

Site no. : 3m Chamber Data no. : 46
Dis. / Ant. : 3m 2013 3115 (4580) Ant. pol. : HORIZONTAL
Limit : FCC PART 15C PEAK
Env. / Ins. : 24*C/56% Engineer : Leo-Li
EUT : 2.4GHz 300Mbps 9dBi Outdoor CPE
Power Rating : DC 24V From POE Input AC 120V/60Hz
Test Mode : IEEE802.11g 2412MHz Tx
M/N : CPE210

No.	Freq. (MHz)	Ant. Factor (dB/m)	Cable Loss (dB)	AMP factor (dB)	Reading (dBuV)	Emission Level (dBuV/m)	Limits (dBuV/m)	Margin (dB)	Remark
1	4824.000	32.88	8.58	35.70	46.96	52.72	74.00	21.28	Peak
2	4824.000	32.88	8.58	35.70	39.17	44.93	54.00	9.07	Average

Remarks: 1. Emission Level= Antenna Factor + Cable Loss + Reading -Amp Factor
2. The emission levels that are 20dB below the official limit are not reported.

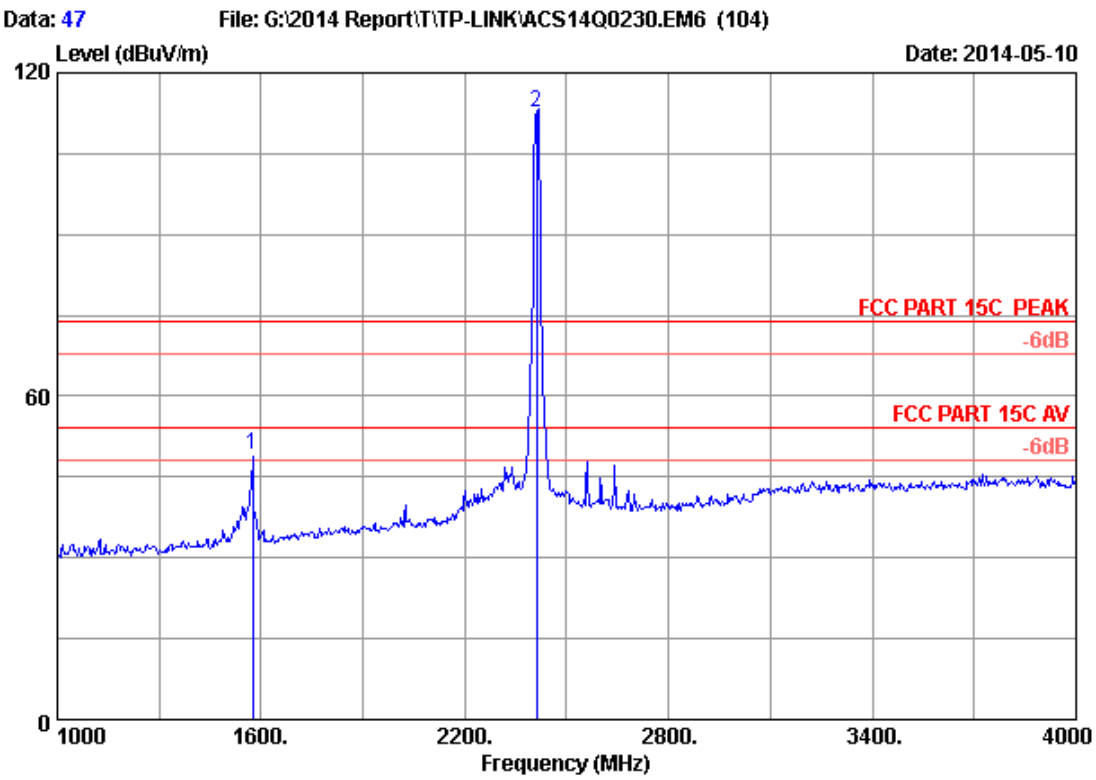

Site no. : 3m Chamber Data no. : 47
Dis. / Ant. : 3m 2013 3115 (4580) Ant. pol. : HORIZONTAL
Limit : FCC PART 15C PEAK
Env. / Ins. : 24*C/56% Engineer : Leo-Li
EUT : 2.4GHz 300Mbps 9dBi Outdoor CPE
Power Rating : DC 24V From POE Input AC 120V/60Hz
Test Mode : IEEE802.11g 2412MHz Tx
M/N : CPE210

No.	Freq. (MHz)	Ant. Factor (dB/m)	Cable Loss (dB)	AMP factor (dB)	Reading (dBuV)	Emission Level (dBuV/m)	Limits (dBuV/m)	Margin (dB)	Remark
1	1576.000	25.52	4.60	36.17	55.16	49.11	74.00	24.89	Peak
2	2412.000	28.21	5.81	35.70	114.39	112.71	74.00	-38.71	Peak

Remarks: 1. Emission Level= Antenna Factor + Cable Loss + Reading -Amp Factor
2. The emission levels that are 20dB below the official limit are not reported.

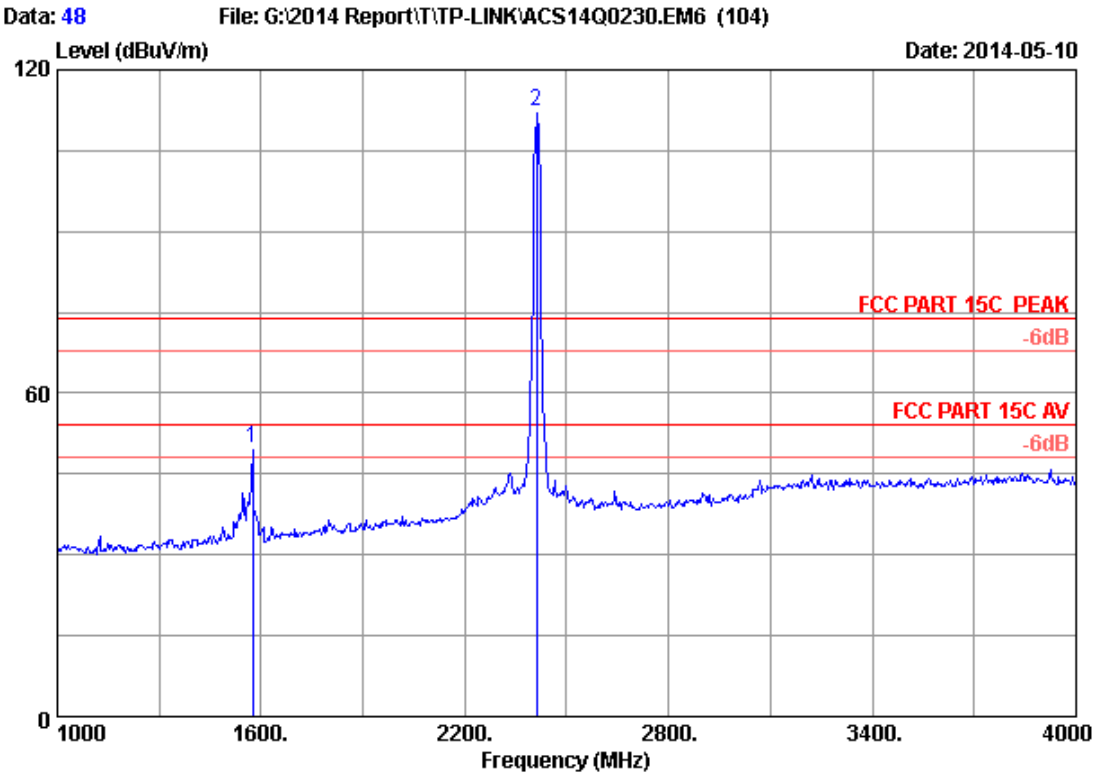

Site no. : 3m Chamber Data no. : 48
Dis. / Ant. : 3m 2013 3115 (4580) Ant. pol. : VERTICAL
Limit : FCC PART 15C PEAK
Env. / Ins. : 24*C/56% Engineer : Leo-Li
EUT : 2.4GHz 300Mbps 9dBi Outdoor CPE
Power Rating : DC 24V From POE Input AC 120V/60Hz
Test Mode : IEEE802.11g 2412MHz Tx
M/N : CPE210

No.	Freq. (MHz)	Ant. Factor (dB/m)	Cable Loss (dB)	AMP factor (dB)	Reading (dBuV)	Emission Level (dBuV/m)	Limits (dBuV/m)	Margin (dB)	Remark
1	1576.000	25.52	4.60	36.17	55.87	49.82	74.00	24.18	Peak
2	2412.000	28.21	5.81	35.70	113.87	112.19	74.00	-38.19	Peak

Remarks: 1. Emission Level= Antenna Factor + Cable Loss + Reading -Amp Factor
2. The emission levels that are 20dB below the official limit are not reported.

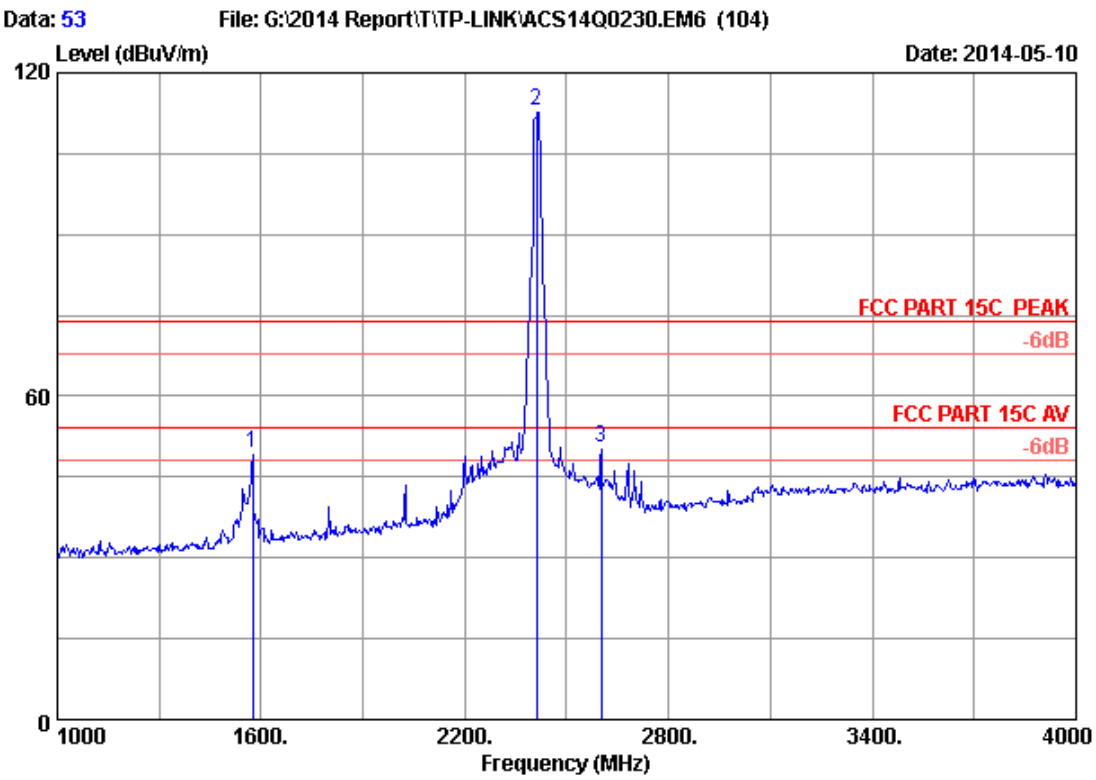

Site no. : 3m Chamber Data no. : 53
Dis. / Ant. : 3m 2013 3115 (4580) Ant. pol. : HORIZONTAL
Limit : FCC PART 15C PEAK
Env. / Ins. : 24*C/56% Engineer : Leo-Li
EUT : 2.4GHz 300Mbps 9dBi Outdoor CPE
Power Rating : DC 24V From POE Input AC 120V/60Hz
Test Mode : IEEE802.11nHT20 2412MHz Tx
M/N : CPE210

No.	Freq. (MHz)	Ant. Factor (dB/m)	Cable Loss (dB)	AMP factor (dB)	Reading (dBuV)	Emission Level (dBuV/m)	Limits (dBuV/m)	Margin (dB)	Remark
1	1576.000	25.52	4.60	36.17	55.50	49.45	74.00	24.55	Peak
2	2412.000	28.21	5.81	35.70	114.76	113.08	74.00	-39.08	Peak
3	2602.000	28.81	6.09	35.70	51.29	50.49	74.00	23.51	Peak

Remarks: 1. Emission Level= Antenna Factor + Cable Loss + Reading -Amp Factor
2. The emission levels that are 20dB below the official limit are not reported.

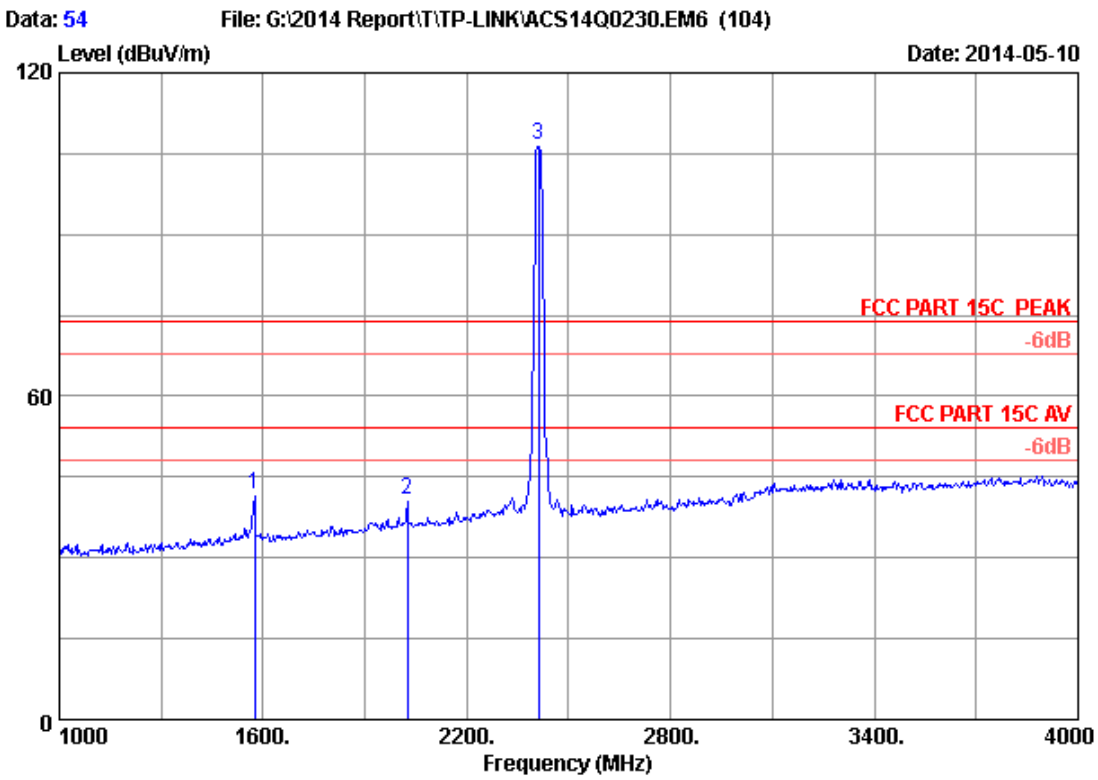

Site no. : 3m Chamber Data no. : 54
Dis. / Ant. : 3m 2013 3115 (4580) Ant. pol. : VERTICAL
Limit : FCC PART 15C PEAK
Env. / Ins. : 24*C/56% Engineer : Leo-Li
EUT : 2.4GHz 300Mbps 9dBi Outdoor CPE
Power Rating : DC 24V From POE Input AC 120V/60Hz
Test Mode : IEEE802.11nHT20 2412MHz Tx
M/N : CPE210

No.	Freq. (MHz)	Ant. Factor (dB/m)	Cable Loss (dB)	AMP factor (dB)	Reading (dBuV)	Emission Level (dBuV/m)	Limits (dBuV/m)	Margin (dB)	Remark
1	1576.000	25.52	4.60	36.17	47.90	41.85	74.00	32.15	Peak
2	2026.000	27.36	5.25	35.70	43.75	40.66	74.00	33.34	Peak
3	2412.000	28.21	5.81	35.70	108.44	106.76	74.00	-32.76	Peak

Remarks: 1. Emission Level= Antenna Factor + Cable Loss + Reading -Amp Factor
2. The emission levels that are 20dB below the official limit are not reported.

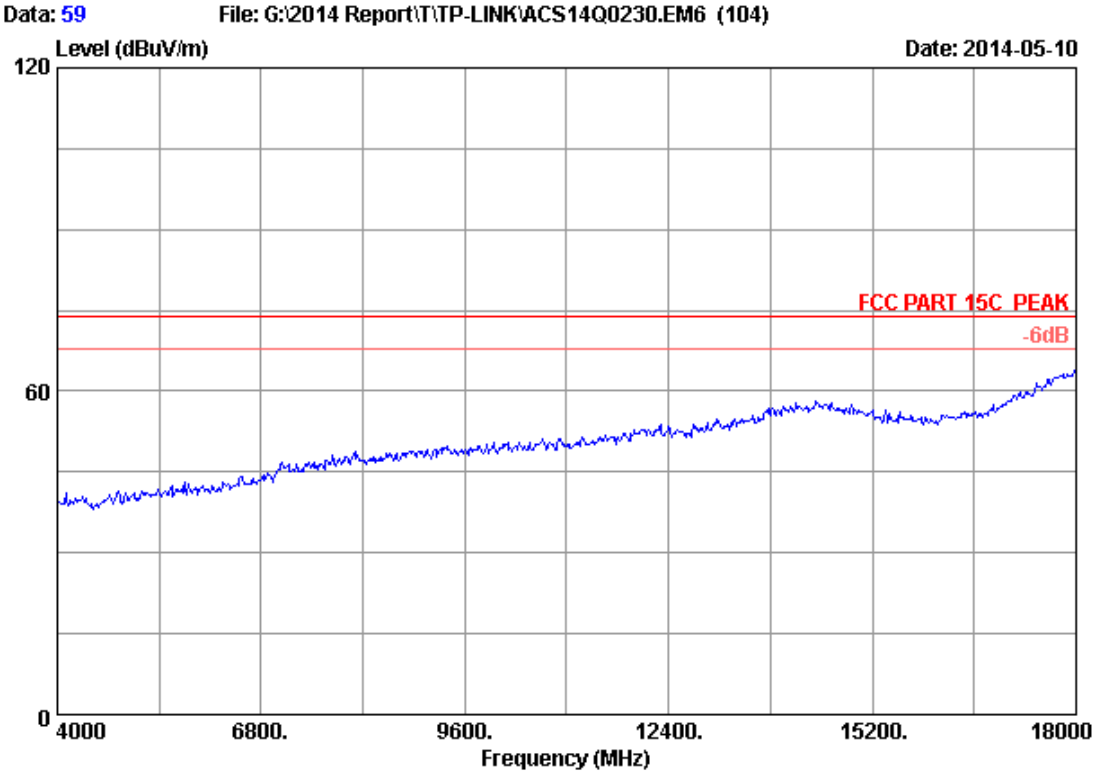


```
Site no.      : 3m Chamber                        Data no.  : 59
Dis. / Ant.   : 3m   2013 3115 (4580)        Ant. pol. : VERTICAL
Limit         : FCC PART 15C  PEAK
Env. / Ins.   : 24*C/56%                     Engineer  : Leo-Li
EUT           : 2.4GHz 300Mbps 9dBi Outdoor CPE
Power Rating  : DC 24V From POE Input AC 120V/60Hz
Test Mode     : IEEE802.11nHT20   2412MHz Tx
M/N           : CPE210
```

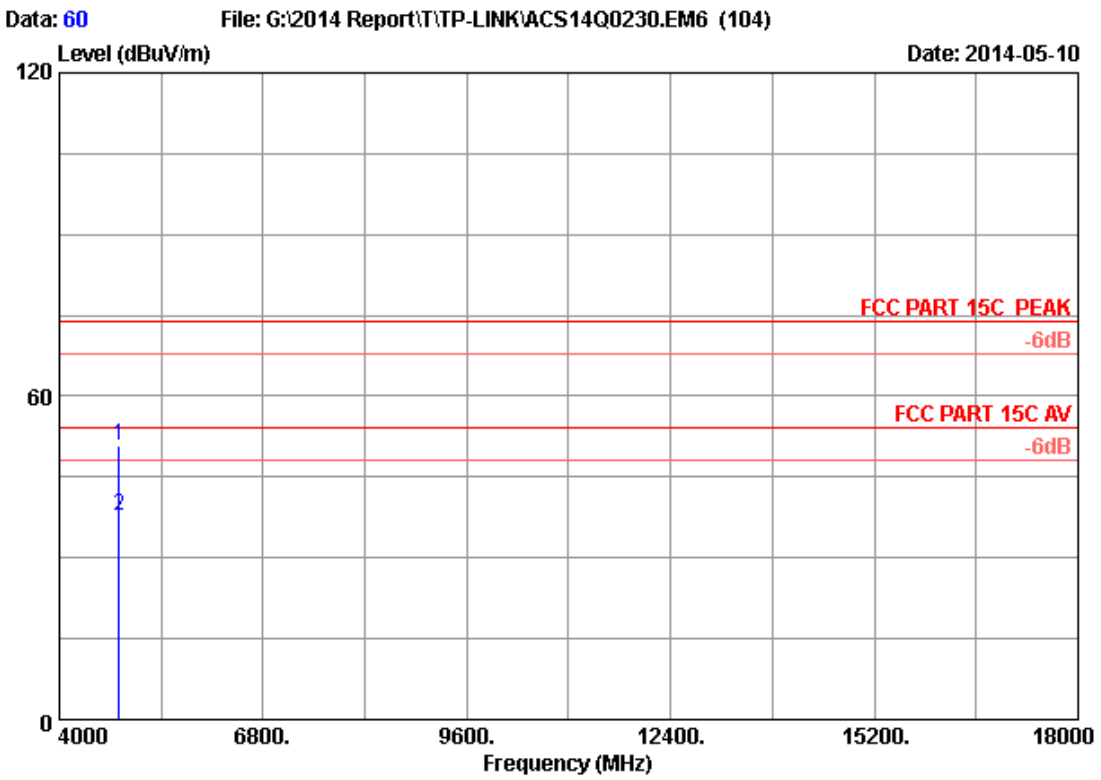

Site no. : 3m Chamber Data no. : 60
Dis. / Ant. : 3m 2013 3115 (4580) Ant. pol. : VERTICAL
Limit : FCC PART 15C PEAK
Env. / Ins. : 24*C/56% Engineer : Leo-Li
EUT : 2.4GHz 300Mbps 9dBi Outdoor CPE
Power Rating : DC 24V From POE Input AC 120V/60Hz
Test Mode : IEEE802.11nHT20 2412MHz Tx
M/N : CPE210

No.	Freq. (MHz)	Ant. Factor (dB/m)	Cable Loss (dB)	AMP factor (dB)	Reading (dBuV)	Emission Level (dBuV/m)	Limits (dBuV/m)	Margin (dB)	Remark
1	4824.000	32.88	8.58	35.70	45.17	50.93	74.00	23.07	Peak
2	4824.000	32.88	8.58	35.70	31.95	37.71	54.00	16.29	Average

Remarks: 1. Emission Level= Antenna Factor + Cable Loss + Reading -Amp Factor
2. The emission levels that are 20dB below the official limit are not reported.

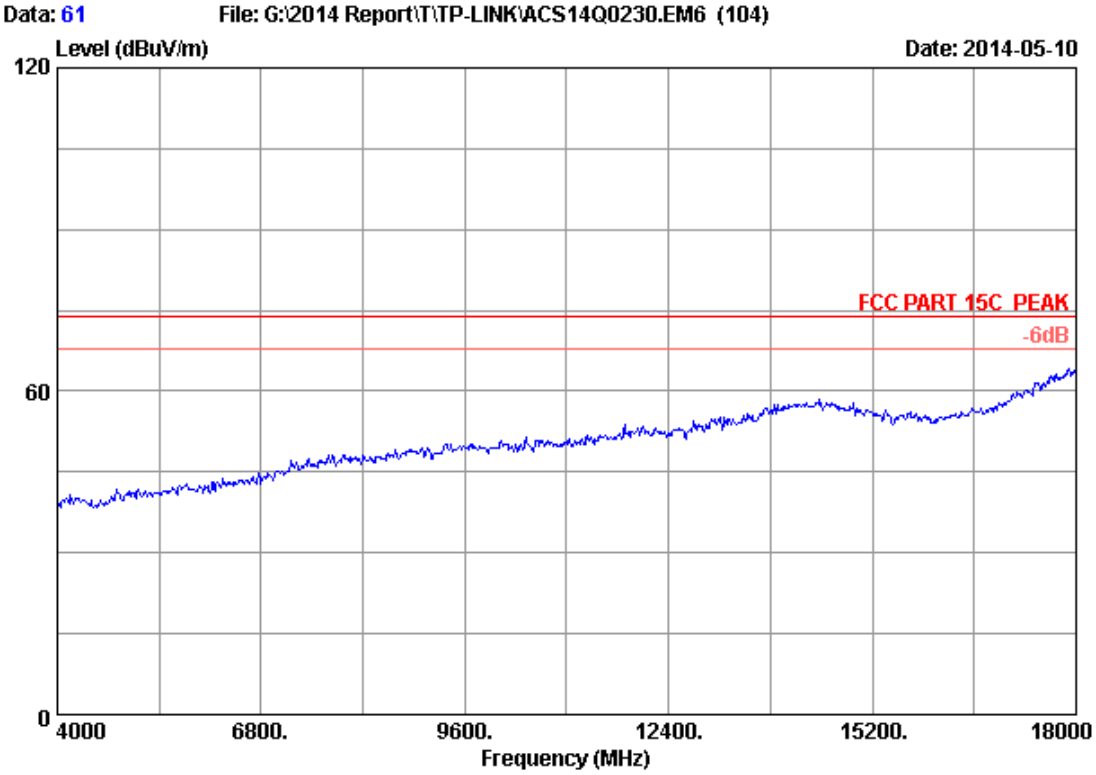


```
Site no.      : 3m Chamber                        Data no.  : 61
Dis. / Ant.   : 3m   2013 3115 (4580)        Ant. pol. : HORIZONTAL
Limit         : FCC PART 15C  PEAK
Env. / Ins.   : 24*C/56%                     Engineer  : Leo-Li
EUT           : 2.4GHz 300Mbps 9dBi Outdoor CPE
Power Rating  : DC 24V From POE Input AC 120V/60Hz
Test Mode     : IEEE802.11nHT20   2412MHz Tx
M/N           : CPE210
```

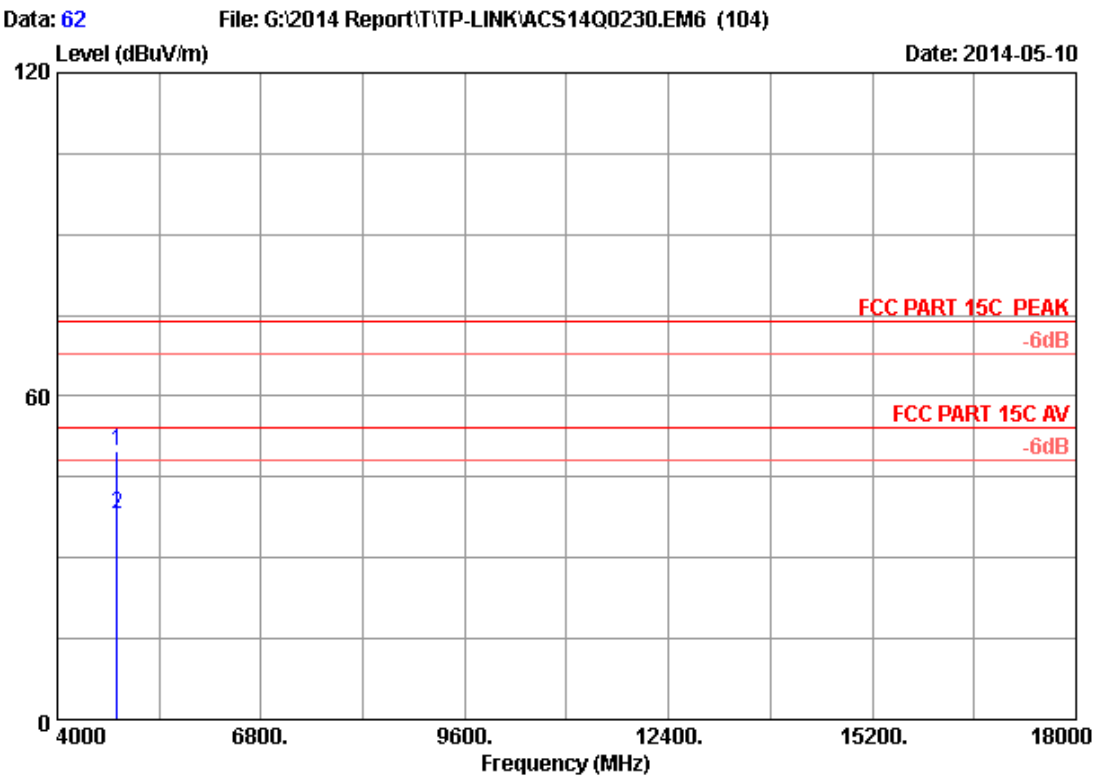

Site no. : 3m Chamber Data no. : 62
Dis. / Ant. : 3m 2013 3115 (4580) Ant. pol. : HORIZONTAL
Limit : FCC PART 15C PEAK
Env. / Ins. : 24*C/56% Engineer : Leo-Li
EUT : 2.4GHz 300Mbps 9dBi Outdoor CPE
Power Rating : DC 24V From POE Input AC 120V/60Hz
Test Mode : IEEE802.11nHT20 2412MHz Tx
M/N : CPE210

No.	Freq. (MHz)	Ant. Factor (dB/m)	Cable Loss (dB)	AMP factor (dB)	Reading (dBuV)	Emission Level (dBuV/m)	Limits (dBuV/m)	Margin (dB)	Remark
1	4824.000	32.88	8.58	35.70	44.17	49.93	74.00	24.07	Peak
2	4824.000	32.88	8.58	35.70	32.46	38.22	54.00	15.78	Average

Remarks: 1. Emission Level= Antenna Factor + Cable Loss + Reading -Amp Factor
2. The emission levels that are 20dB below the official limit are not reported.

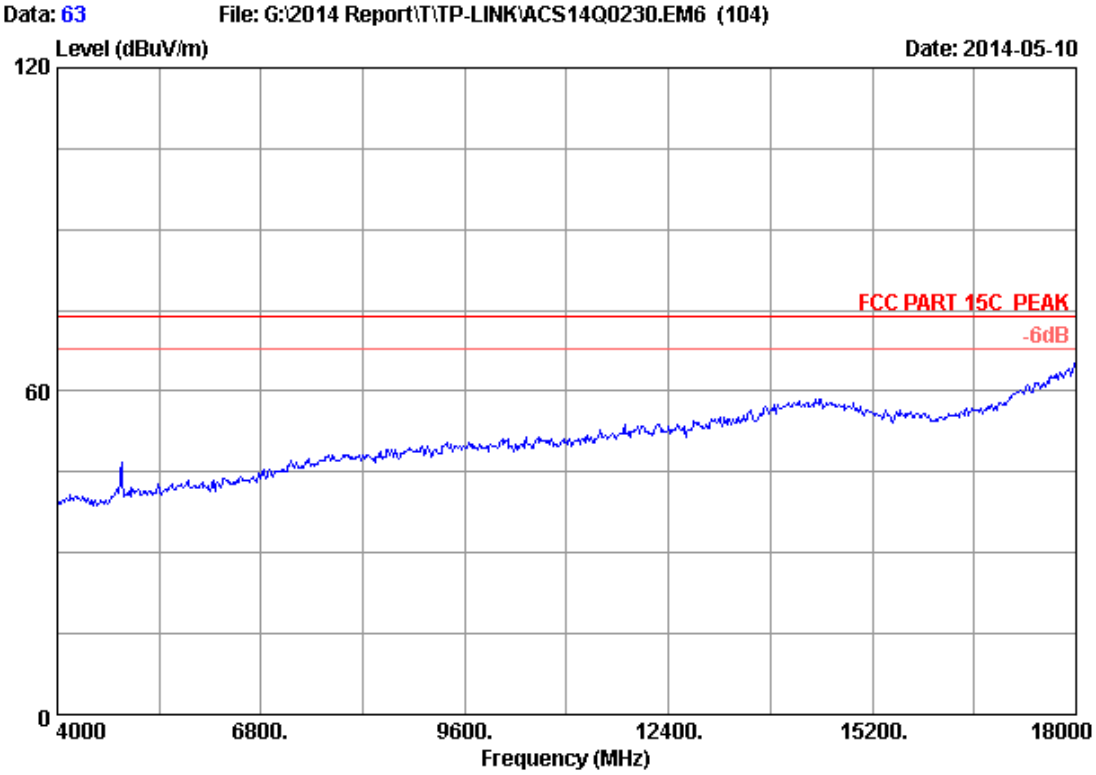


```
Site no.      : 3m Chamber                        Data no.  : 63
Dis. / Ant.   : 3m   2013 3115 (4580)        Ant. pol. : HORIZONTAL
Limit         : FCC PART 15C  PEAK
Env. / Ins.   : 24*C/56%                     Engineer  : Leo-Li
EUT           : 2.4GHz 300Mbps 9dBi Outdoor CPE
Power Rating  : DC 24V From POE Input AC 120V/60Hz
Test Mode     : IEEE802.11nHT20   2437MHz Tx
M/N           : CPE210
```

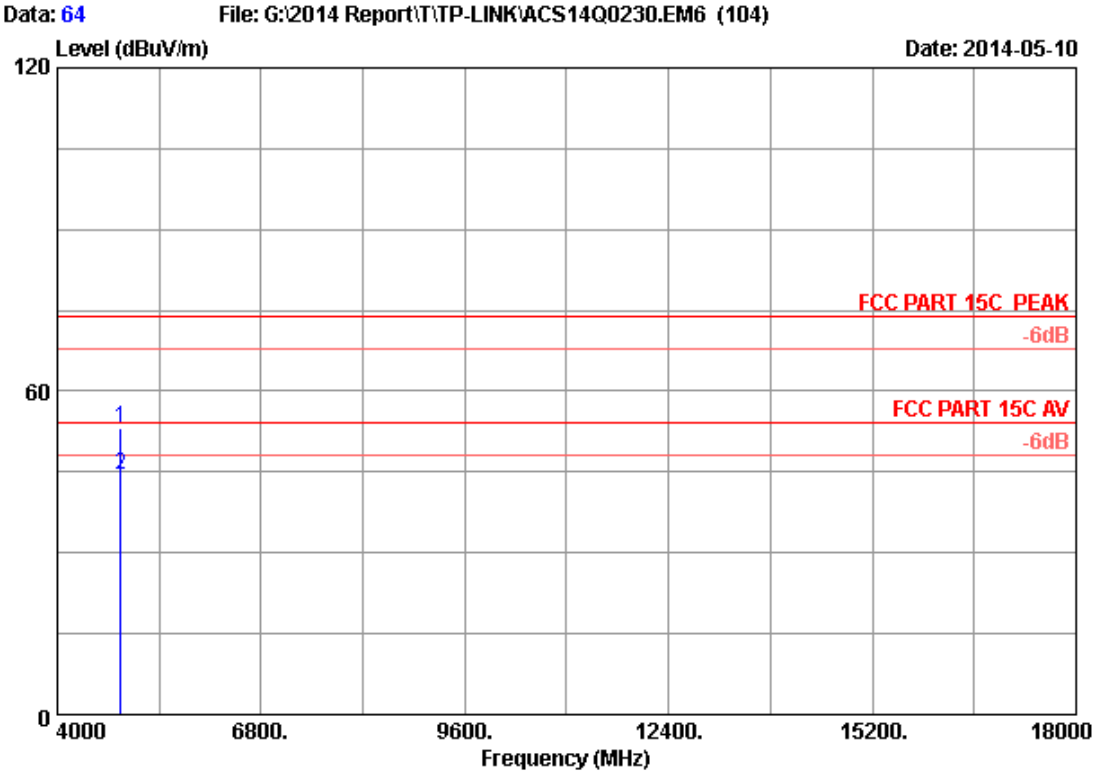

Site no. : 3m Chamber Data no. : 64
Dis. / Ant. : 3m 2013 3115 (4580) Ant. pol. : HORIZONTAL
Limit : FCC PART 15C PEAK
Env. / Ins. : 24*C/56% Engineer : Leo-Li
EUT : 2.4GHz 300Mbps 9dBi Outdoor CPE
Power Rating : DC 24V From POE Input AC 120V/60Hz
Test Mode : IEEE802.11nHT20 2437MHz Tx
M/N : CPE210

No.	Freq. (MHz)	Ant. Factor (dB/m)	Cable Loss (dB)	AMP factor (dB)	Reading (dBuV)	Emission Level (dBuV/m)	Limits (dBuV/m)	Margin (dB)	Remark
1	4874.000	32.97	8.63	35.70	47.13	53.03	74.00	20.97	Peak
2	4874.000	32.97	8.63	35.70	38.69	44.59	54.00	9.41	Average

Remarks: 1. Emission Level= Antenna Factor + Cable Loss + Reading -Amp Factor
2. The emission levels that are 20dB below the official limit are not reported.

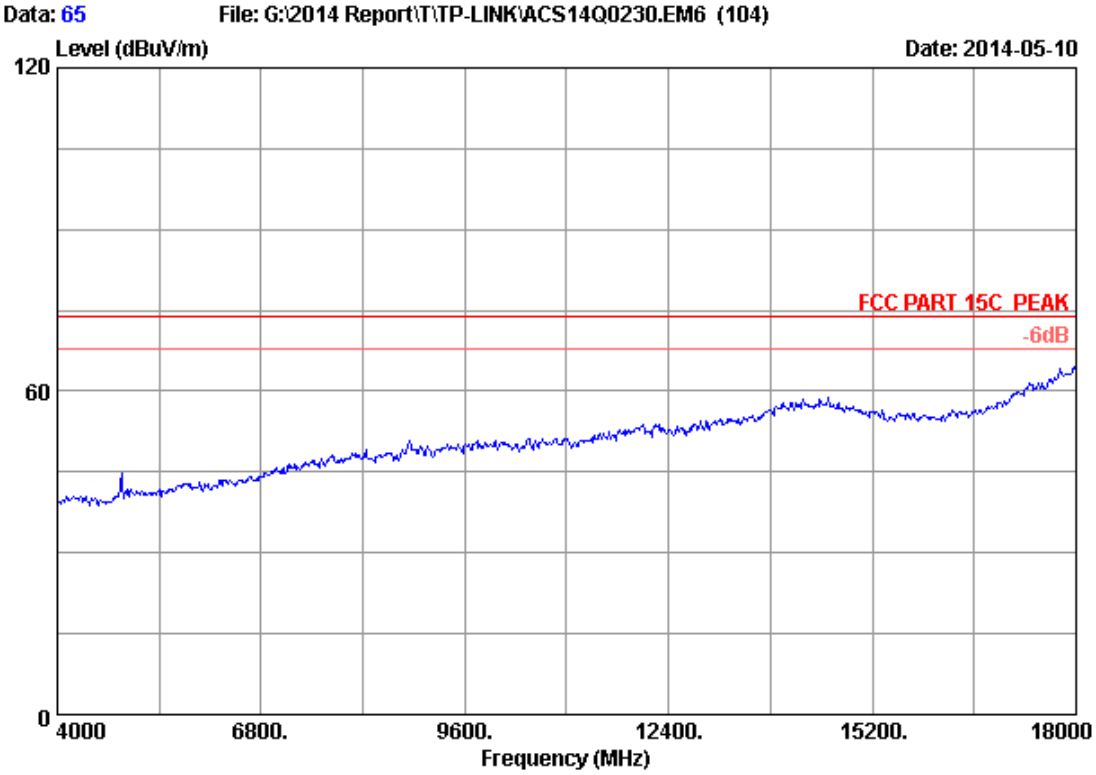


```
Site no.      : 3m Chamber                        Data no.  : 65
Dis. / Ant.   : 3m   2013 3115 (4580)        Ant. pol. : VERTICAL
Limit         : FCC PART 15C  PEAK
Env. / Ins.   : 24*C/56%                     Engineer  : Leo-Li
EUT           : 2.4GHz 300Mbps 9dBi Outdoor CPE
Power Rating  : DC 24V From POE Input AC 120V/60Hz
Test Mode     : IEEE802.11nHT20   2437MHz Tx
M/N           : CPE210
```

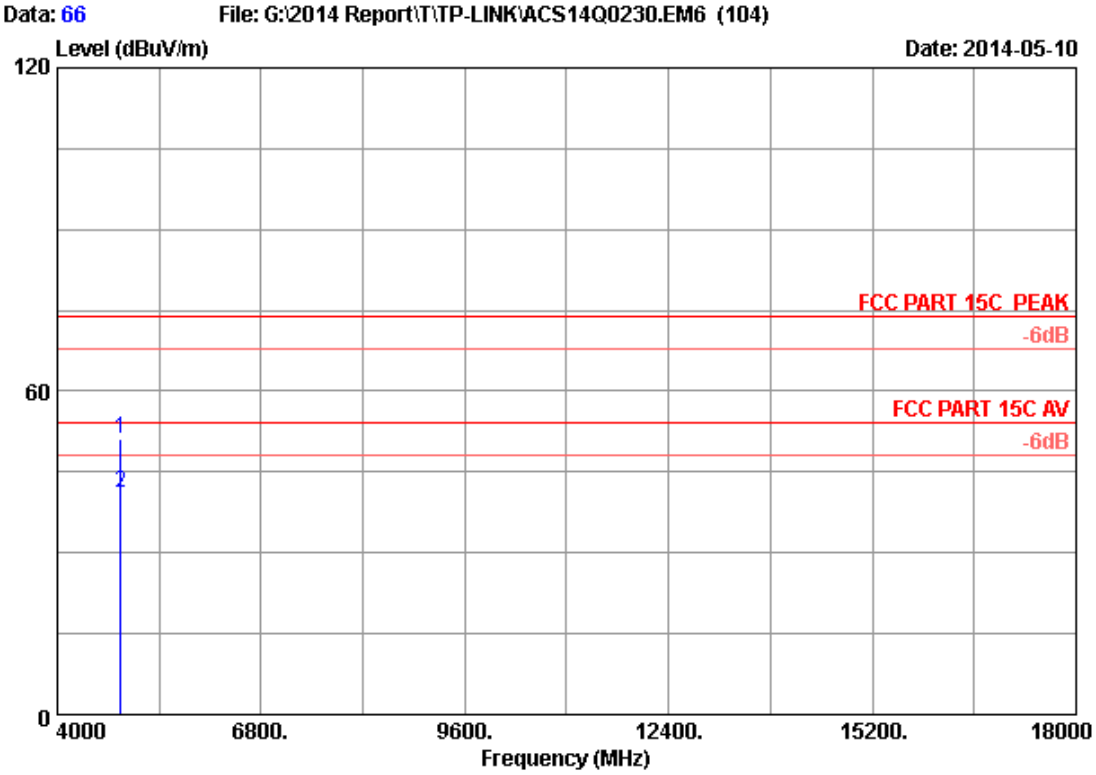

Site no. : 3m Chamber Data no. : 66
Dis. / Ant. : 3m 2013 3115 (4580) Ant. pol. : VERTICAL
Limit : FCC PART 15C PEAK
Env. / Ins. : 24*C/56% Engineer : Leo-Li
EUT : 2.4GHz 300Mbps 9dBi Outdoor CPE
Power Rating : DC 24V From POE Input AC 120V/60Hz
Test Mode : IEEE802.11nHT20 2437MHz Tx
M/N : CPE210

No.	Freq. (MHz)	Ant. Factor (dB/m)	Cable Loss (dB)	AMP factor (dB)	Reading (dBuV)	Emission Level (dBuV/m)	Limits (dBuV/m)	Margin (dB)	Remark
1	4874.000	32.97	8.63	35.70	45.37	51.27	74.00	22.73	Peak
2	4874.000	32.97	8.63	35.70	35.07	40.97	54.00	13.03	Average

Remarks: 1. Emission Level= Antenna Factor + Cable Loss + Reading -Amp Factor
2. The emission levels that are 20dB below the official limit are not reported.

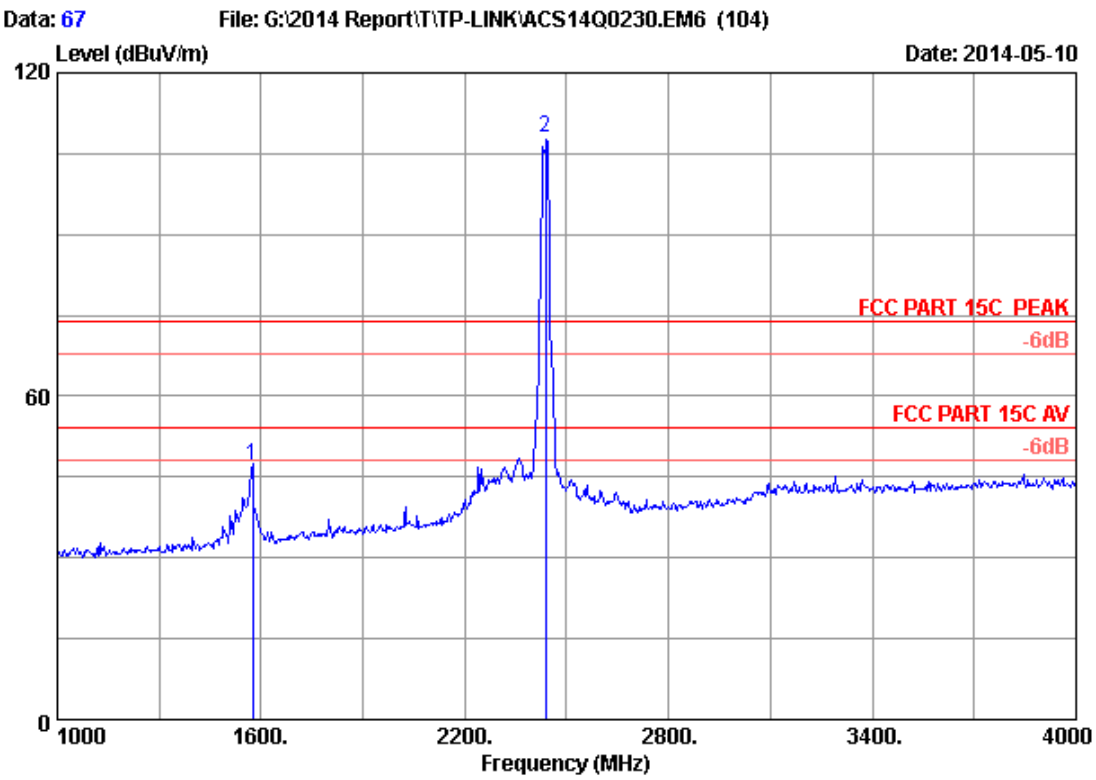

Site no. : 3m Chamber Data no. : 67
Dis. / Ant. : 3m 2013 3115 (4580) Ant. pol. : VERTICAL
Limit : FCC PART 15C PEAK
Env. / Ins. : 24*C/56% Engineer : Leo-Li
EUT : 2.4GHz 300Mbps 9dBi Outdoor CPE
Power Rating : DC 24V From POE Input AC 120V/60Hz
Test Mode : IEEE802.11nHT20 2437MHz Tx
M/N : CPE210

No.	Freq. (MHz)	Ant. Factor (dB/m)	Cable Loss (dB)	AMP factor (dB)	Reading (dBuV)	Emission Level (dBuV/m)	Limits (dBuV/m)	Margin (dB)	Remark
1	1576.000	25.52	4.60	36.17	53.13	47.08	74.00	26.92	Peak
2	2437.000	28.26	5.85	35.70	109.69	108.10	74.00	-34.10	Peak

Remarks: 1. Emission Level= Antenna Factor + Cable Loss + Reading -Amp Factor
2. The emission levels that are 20dB below the official limit are not reported.

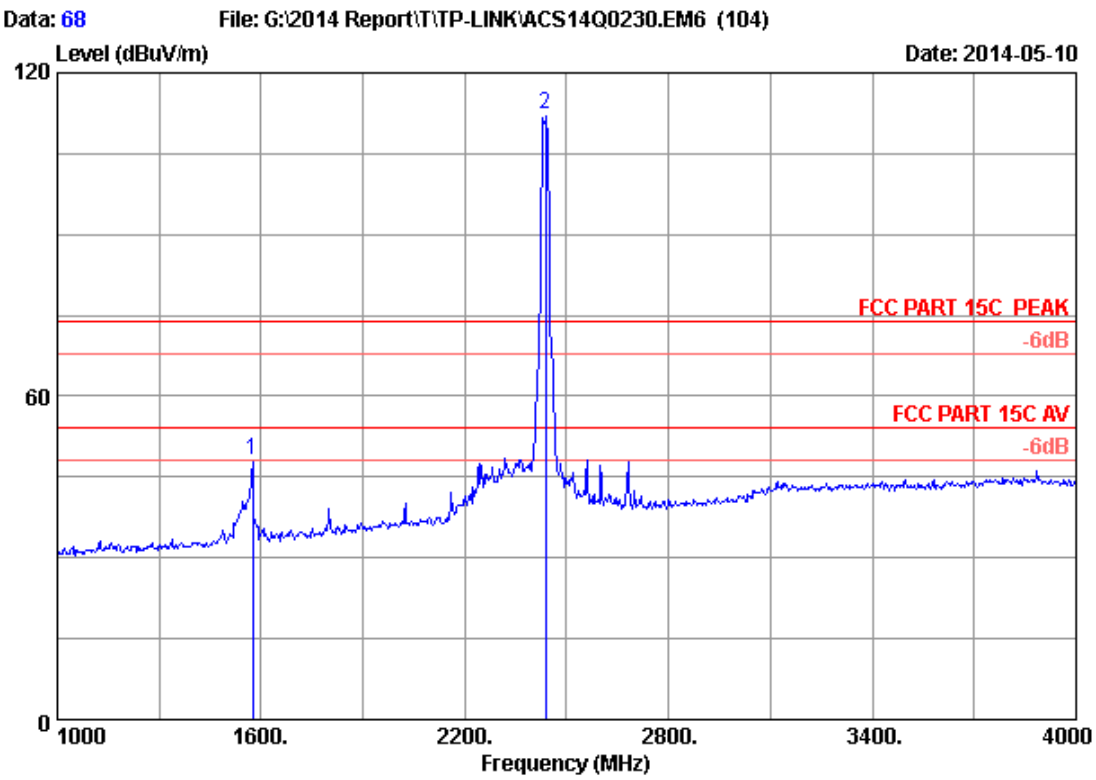

Site no. : 3m Chamber Data no. : 68
Dis. / Ant. : 3m 2013 3115 (4580) Ant. pol. : HORIZONTAL
Limit : FCC PART 15C PEAK
Env. / Ins. : 24*C/56% Engineer : Leo-Li
EUT : 2.4GHz 300Mbps 9dBi Outdoor CPE
Power Rating : DC 24V From POE Input AC 120V/60Hz
Test Mode : IEEE802.11nHT20 2437MHz Tx
M/N : CPE210

No.	Freq. (MHz)	Ant. Factor (dB/m)	Cable Loss (dB)	AMP factor (dB)	Reading (dBuV)	Emission Level (dBuV/m)	Limits (dBuV/m)	Margin (dB)	Remark
1	1576.000	25.52	4.60	36.17	54.06	48.01	74.00	25.99	Peak
2	2437.000	28.26	5.85	35.70	113.87	112.28	74.00	-38.28	Peak

Remarks: 1. Emission Level= Antenna Factor + Cable Loss + Reading -Amp Factor
2. The emission levels that are 20dB below the official limit are not reported.

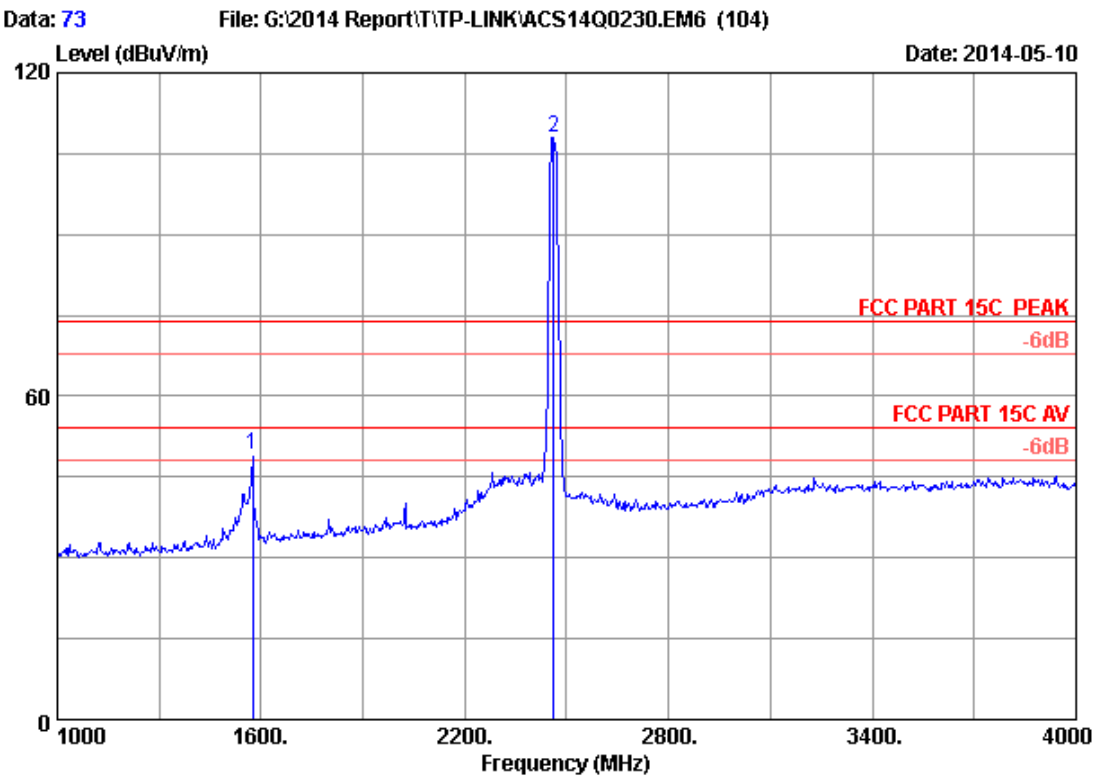

Site no. : 3m Chamber Data no. : 73
Dis. / Ant. : 3m 2013 3115 (4580) Ant. pol. : VERTICAL
Limit : FCC PART 15C PEAK
Env. / Ins. : 24*C/56% Engineer : Leo-Li
EUT : 2.4GHz 300Mbps 9dBi Outdoor CPE
Power Rating : DC 24V From POE Input AC 120V/60Hz
Test Mode : IEEE802.11nHT20 2462MHz Tx
M/N : CPE210

No.	Freq. (MHz)	Ant. Factor (dB/m)	Cable Loss (dB)	AMP factor (dB)	Reading (dBuV)	Emission Level (dBuV/m)	Limits (dBuV/m)	Margin (dB)	Remark
1	1576.000	25.52	4.60	36.17	55.09	49.04	74.00	24.96	Peak
2	2462.000	28.32	5.89	35.70	109.48	107.99	74.00	-33.99	Peak

Remarks: 1. Emission Level= Antenna Factor + Cable Loss + Reading -Amp Factor
2. The emission levels that are 20dB below the official limit are not reported.

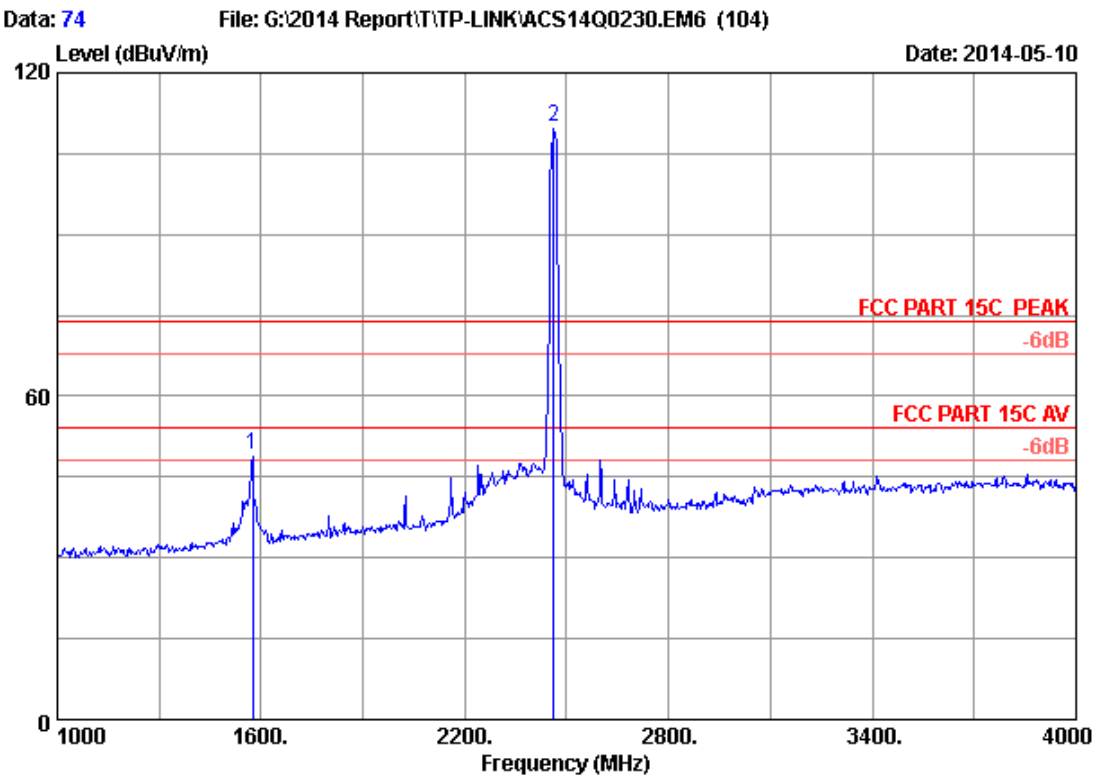

Site no. : 3m Chamber Data no. : 74
Dis. / Ant. : 3m 2013 3115 (4580) Ant. pol. : HORIZONTAL
Limit : FCC PART 15C PEAK
Env. / Ins. : 24*C/56% Engineer : Leo-Li
EUT : 2.4GHz 300Mbps 9dBi Outdoor CPE
Power Rating : DC 24V From POE Input AC 120V/60Hz
Test Mode : IEEE802.11nHT20 2462MHz Tx
M/N : CPE210

No.	Freq. (MHz)	Ant. Factor (dB/m)	Cable Loss (dB)	AMP factor (dB)	Reading (dBuV)	Emission Level (dBuV/m)	Limits (dBuV/m)	Margin (dB)	Remark
1	1576.000	25.52	4.60	36.17	55.27	49.22	74.00	24.78	Peak
2	2462.000	28.32	5.89	35.70	111.62	110.13	74.00	-36.13	Peak

Remarks: 1. Emission Level= Antenna Factor + Cable Loss + Reading -Amp Factor
2. The emission levels that are 20dB below the official limit are not reported.

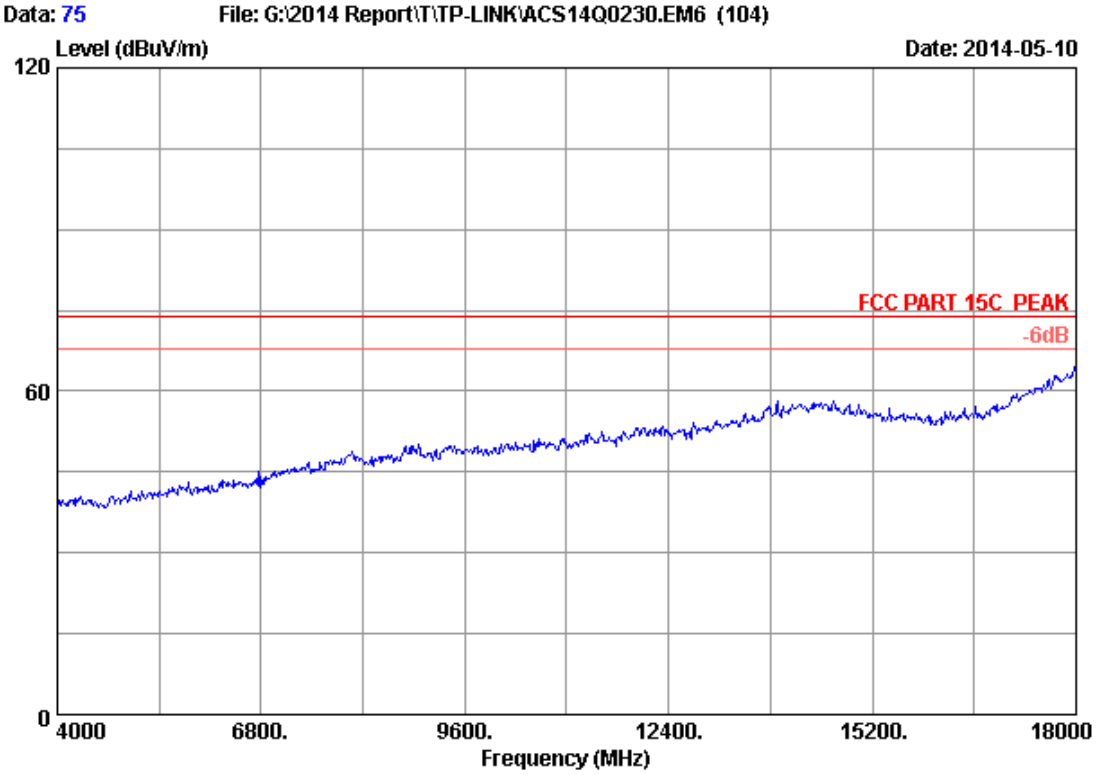


```
Site no.      : 3m Chamber                        Data no.   : 75
Dis. / Ant.   : 3m   2013 3115 (4580)        Ant. pol. : HORIZONTAL
Limit         : FCC PART 15C  PEAK
Env. / Ins.   : 24*C/56%                     Engineer   : Leo-Li
EUT           : 2.4GHz 300Mbps 9dBi Outdoor CPE
Power Rating  : DC 24V From POE Input AC 120V/60Hz
Test Mode     : IEEE802.11nHT20   2462MHz Tx
M/N           : CPE210
```

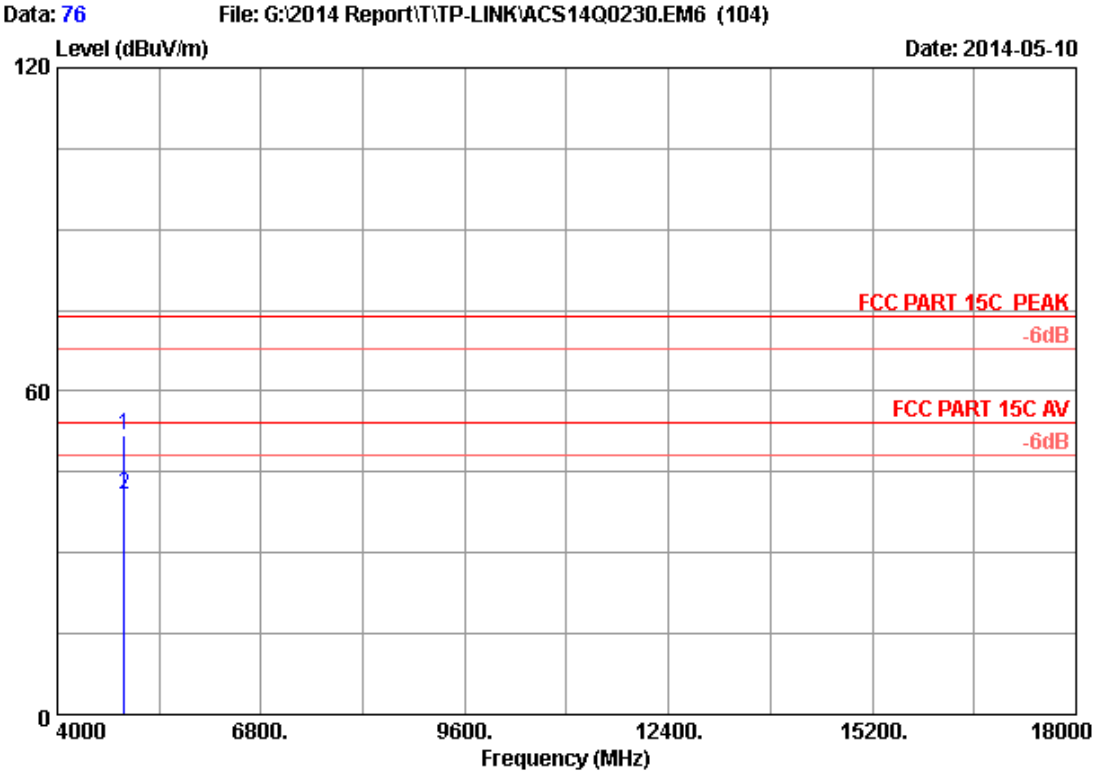

Site no. : 3m Chamber Data no. : 76
Dis. / Ant. : 3m 2013 3115 (4580) Ant. pol. : HORIZONTAL
Limit : FCC PART 15C PEAK
Env. / Ins. : 24*C/56% Engineer : Leo-Li
EUT : 2.4GHz 300Mbps 9dBi Outdoor CPE
Power Rating : DC 24V From POE Input AC 120V/60Hz
Test Mode : IEEE802.11nHT20 2462MHz Tx
M/N : CPE210

No.	Freq. (MHz)	Ant. Factor (dB/m)	Cable Loss (dB)	AMP factor (dB)	Reading (dBuV)	Emission Level (dBuV/m)	Limits (dBuV/m)	Margin (dB)	Remark
1	4924.000	33.06	8.69	35.70	45.91	51.96	74.00	22.04	Peak
2	4924.000	33.06	8.69	35.70	34.62	40.67	54.00	13.33	Average

Remarks: 1. Emission Level= Antenna Factor + Cable Loss + Reading -Amp Factor
2. The emission levels that are 20dB below the official limit are not reported.

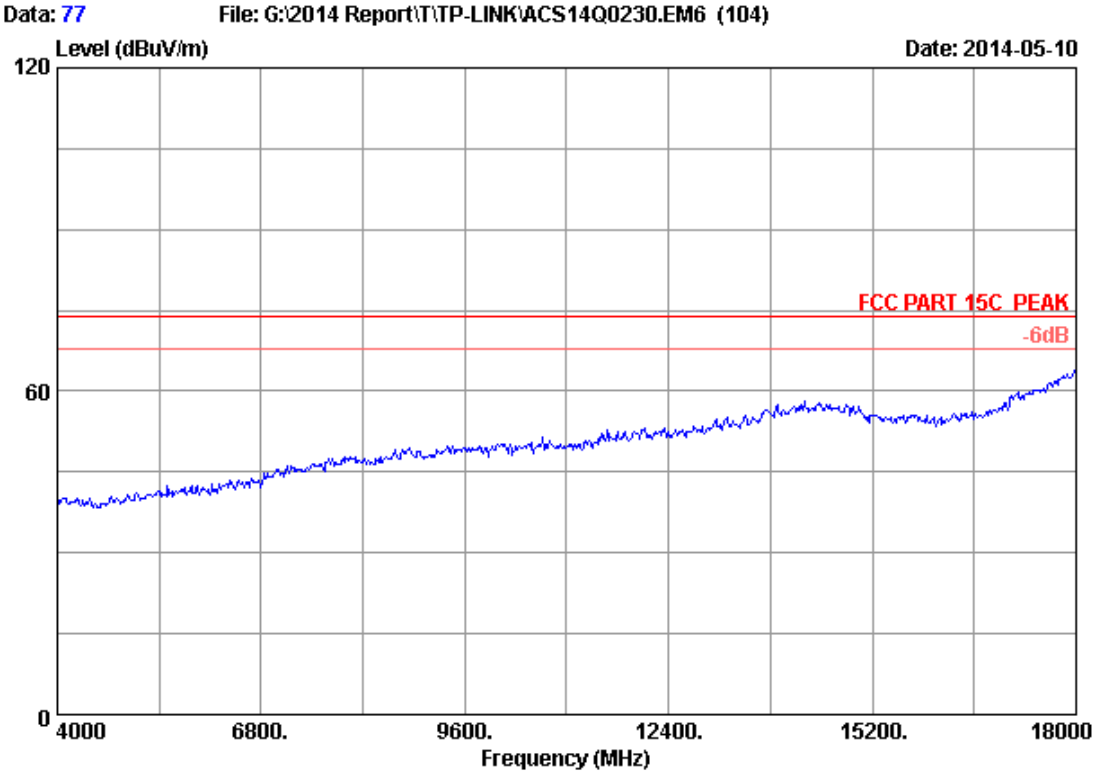


```
Site no.      : 3m Chamber                        Data no.  : 77
Dis. / Ant.   : 3m   2013 3115 (4580)        Ant. pol. : VERTICAL
Limit         : FCC PART 15C  PEAK
Env. / Ins.   : 24*C/56%                     Engineer  : Leo-Li
EUT           : 2.4GHz 300Mbps 9dBi Outdoor CPE
Power Rating  : DC 24V From POE Input AC 120V/60Hz
Test Mode     : IEEE802.11nHT20   2462MHz Tx
M/N           : CPE210
```

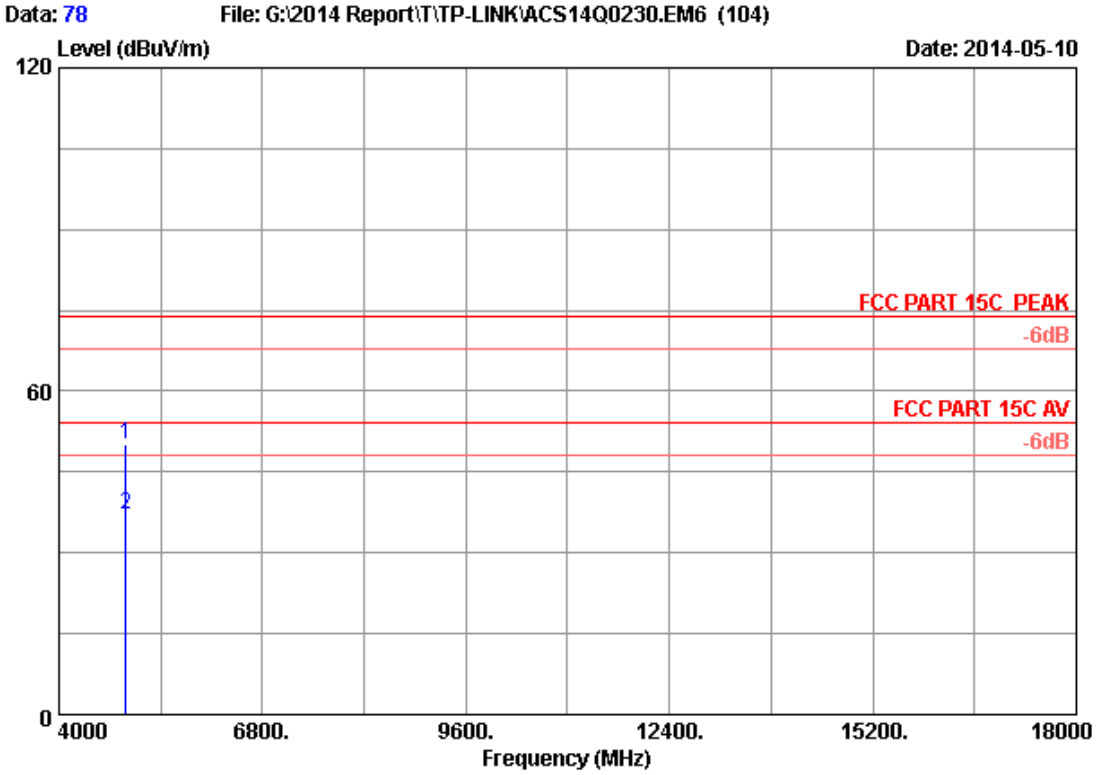

Site no. : 3m Chamber Data no. : 78
Dis. / Ant. : 3m 2013 3115 (4580) Ant. pol. : VERTICAL
Limit : FCC PART 15C PEAK
Env. / Ins. : 24*C/56% Engineer : Leo-Li
EUT : 2.4GHz 300Mbps 9dBi Outdoor CPE
Power Rating : DC 24V From POE Input AC 120V/60Hz
Test Mode : IEEE802.11nHT20 2462MHz Tx
M/N : CPE210

No.	Freq. (MHz)	Ant. Factor (dB/m)	Cable Loss (dB)	AMP factor (dB)	Reading (dBuV)	Emission Level (dBuV/m)	Limits (dBuV/m)	Margin (dB)	Remark
1	4924.000	33.06	8.69	35.70	44.16	50.21	74.00	23.79	Peak
2	4924.000	33.06	8.69	35.70	31.07	37.12	54.00	16.88	Average

Remarks: 1. Emission Level= Antenna Factor + Cable Loss + Reading -Amp Factor
2. The emission levels that are 20dB below the official limit are not reported.

40MHz

Frequency: 30MHz~1GHz

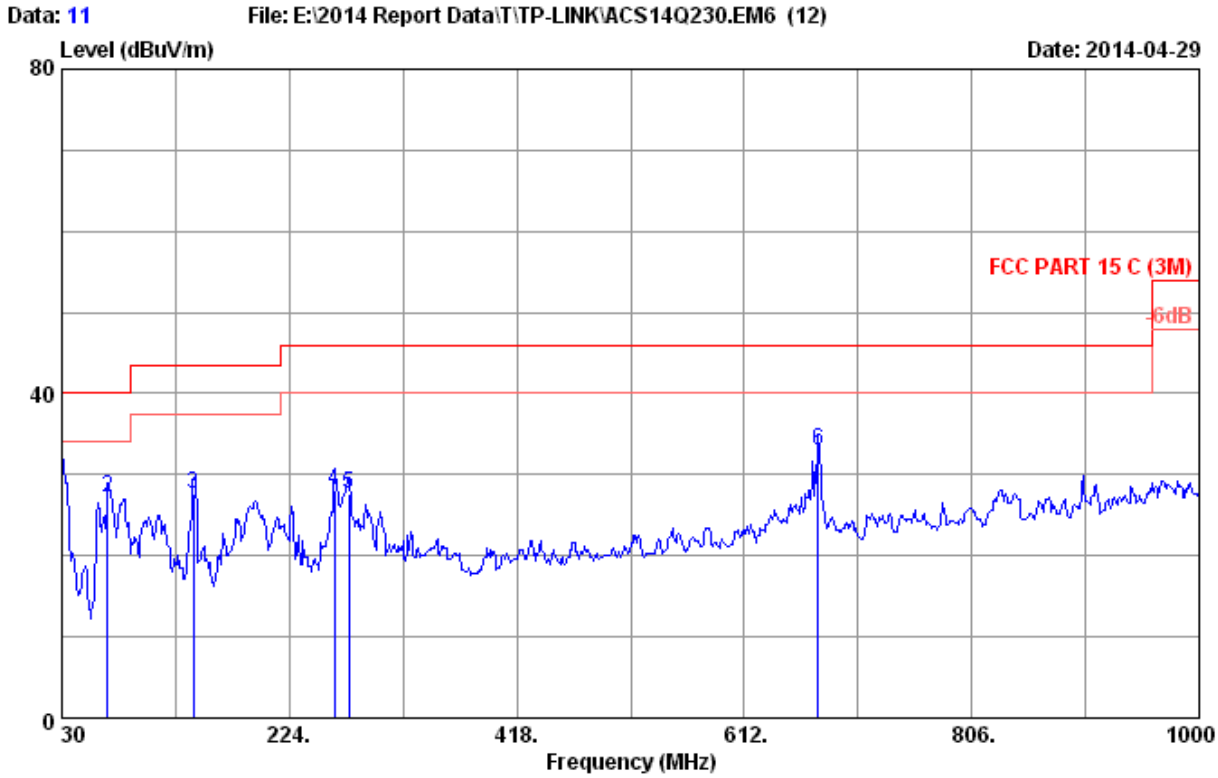

Site no. : 3m Chamber Data no. : 11
Dis. / Ant. : 3m 2013 CBL6112D 35375 Ant. pol. : HORIZONTAL
Limit : FCC PART 15 C (3M)
Env. / Ins. : 22.5*C/47% Engineer : Leo-Li
EUT : 2.4GHz 300Mbps 9dBi Outdoor CPE
Power rating : DC 24V From POE Input AC 120V/60Hz
Test Mode : Tx Mode
M/N:CPE210

No.	Freq. (MHz)	Ant. Factor (dB/m)	Cable Loss (dB)	Reading (dBuV)	Emission Level (dBuV/m)	Limits (dBuV/m)	Margin (dB)	Remark
1	30.000	20.10	0.83	9.44	30.37	40.00	9.63	QP
2	68.800	6.74	1.27	19.07	27.08	40.00	12.92	QP
3	142.520	11.77	1.57	14.25	27.59	43.50	15.91	QP
4	262.800	13.96	2.03	12.02	28.01	46.00	17.99	QP
5	274.440	13.50	2.07	12.14	27.71	46.00	18.29	QP
6	675.050	19.80	3.25	9.92	32.97	46.00	13.03	QP

Remarks: 1. Emission Level= Antenna Factor + Cable Loss + Reading.
2. The emission levels that are 20dB below the official limit are not reported.

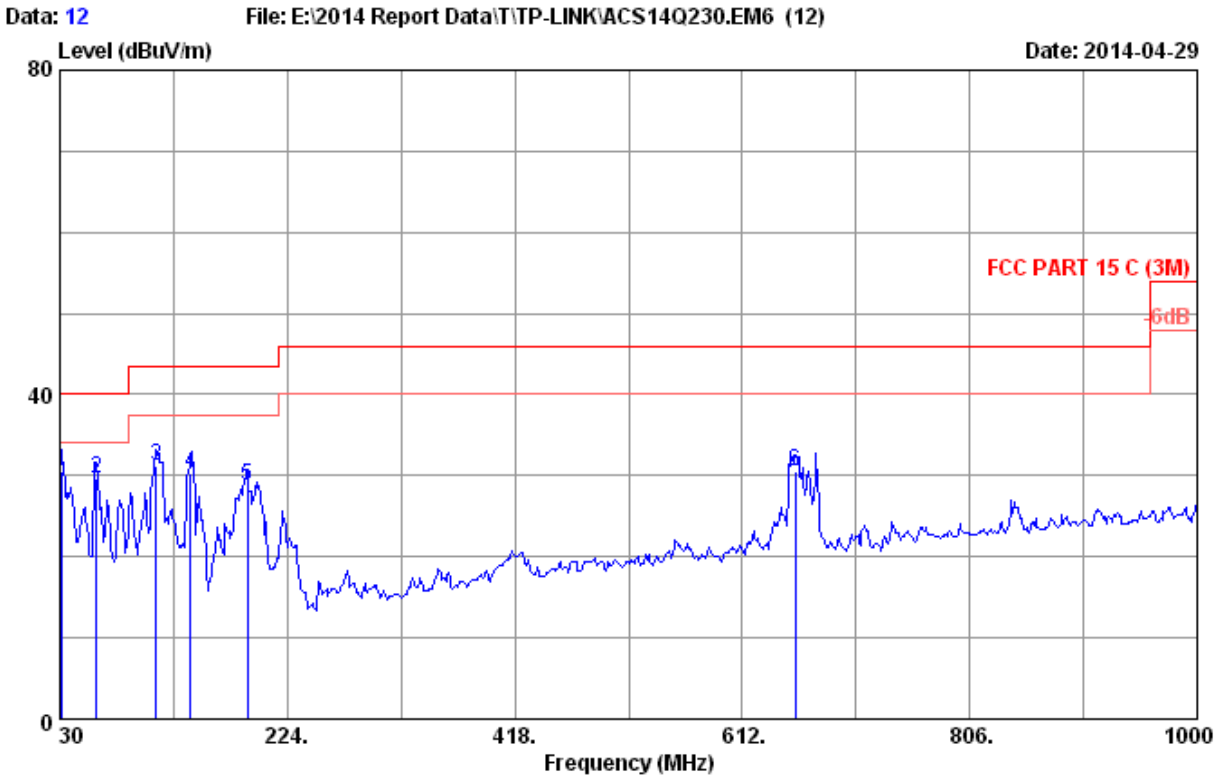

Site no. : 3m Chamber Data no. : 12
Dis. / Ant. : 3m 2013 CBL6112D 35375 Ant. pol. : VERTICAL
Limit : FCC PART 15 C (3M)
Env. / Ins. : 22.5*C/47% Engineer : Leo-Li
EUT : 2.4GHz 300Mbps 9dBi Outdoor CPE
Power rating : DC 24V From POE Input AC 120V/60Hz
Test Mode : Tx Mode
M/N:CPE210

No.	Freq. (MHz)	Ant. Factor (dB/m)	Cable Loss (dB)	Reading (dBuV)	Emission Level (dBuV/m)	Limits (dBuV/m)	Margin (dB)	Remark
1	31.940	18.84	0.86	10.79	30.49	40.00	9.51	QP
2	61.040	6.65	1.24	21.80	29.69	40.00	10.31	QP
3	112.450	12.45	1.46	17.25	31.16	43.50	12.34	QP
4	141.550	11.89	1.57	16.90	30.36	43.50	13.14	QP
5	190.050	9.70	1.75	17.30	28.75	43.50	14.75	QP
6	657.590	19.60	3.20	7.66	30.46	46.00	15.54	QP

Remarks: 1. Emission Level= Antenna Factor + Cable Loss + Reading.
2. The emission levels that are 20dB below the official limit are not reported.

Frequency: 1GHz~18GHz

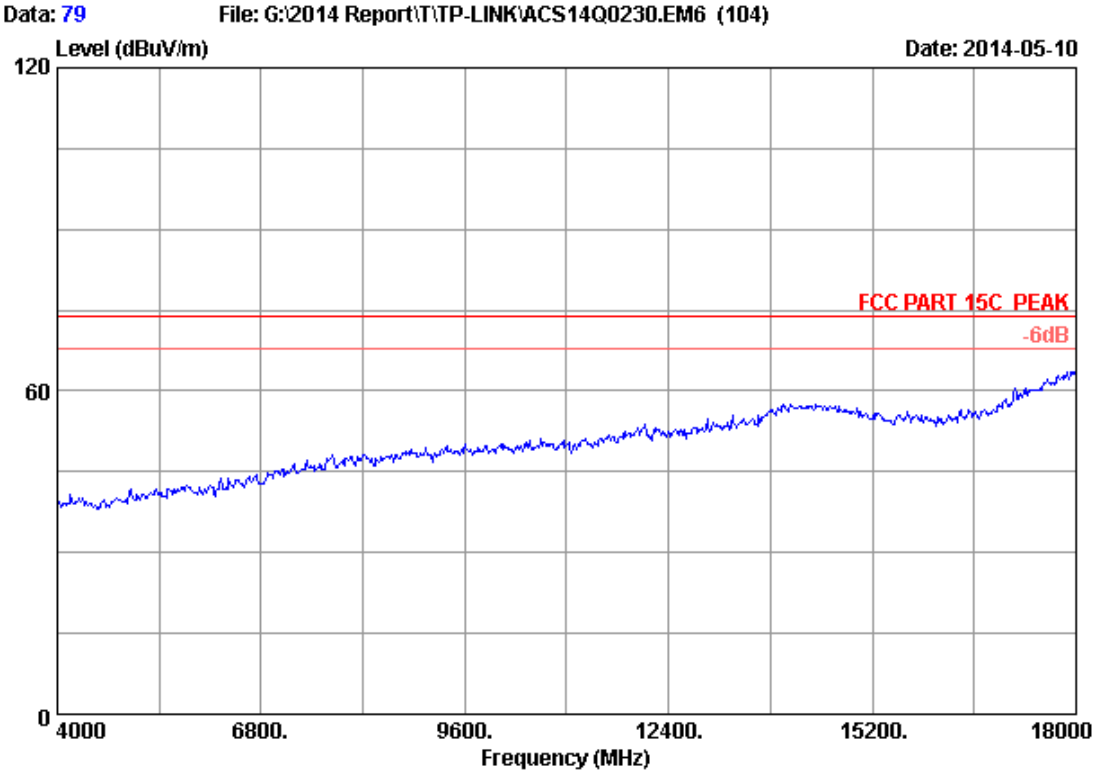


```
Site no.      : 3m Chamber                        Data no.   : 79
Dis. / Ant.   : 3m   2013 3115 (4580)        Ant. pol. : VERTICAL
Limit         : FCC PART 15C  PEAK
Env. / Ins.   : 24*C/56%                     Engineer   : Leo-Li
EUT           : 2.4GHz 300Mbps 9dBi Outdoor CPE
Power Rating  : DC 24V From POE Input AC 120V/60Hz
Test Mode     : IEEE802.11nHT40   2422MHz Tx
M/N           : CPE210
```

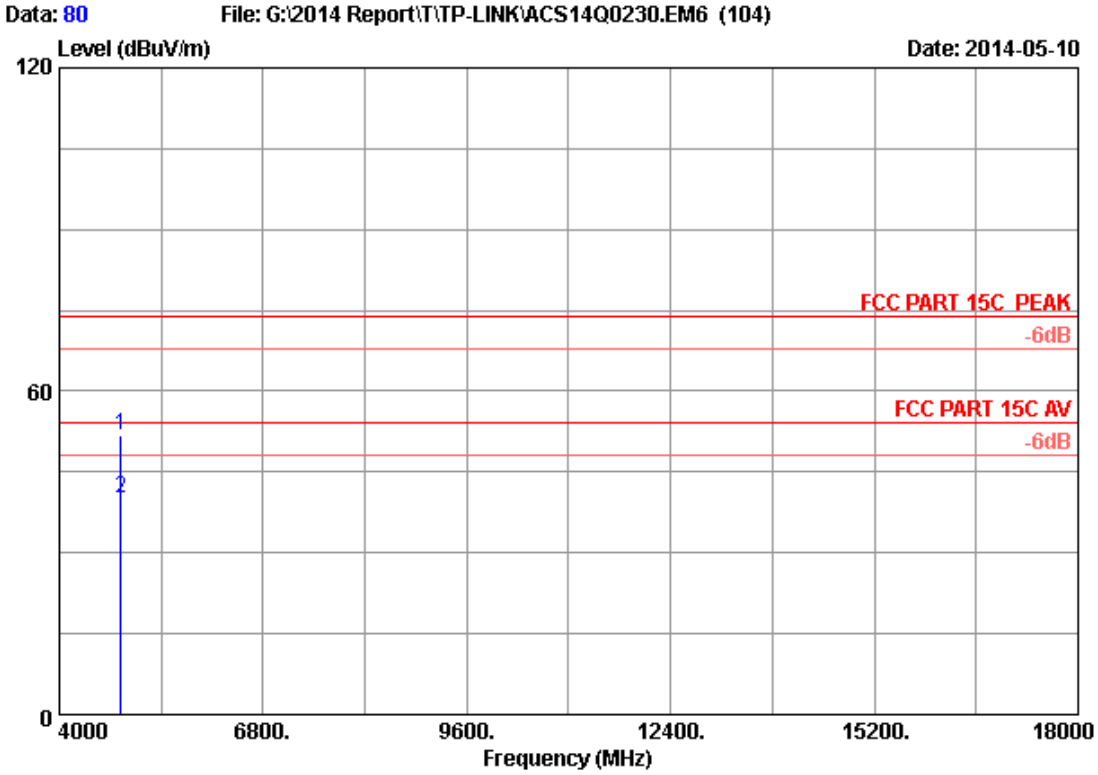

Site no. : 3m Chamber Data no. : 80
Dis. / Ant. : 3m 2013 3115 (4580) Ant. pol. : VERTICAL
Limit : FCC PART 15C PEAK
Env. / Ins. : 24*C/56% Engineer : Leo-Li
EUT : 2.4GHz 300Mbps 9dBi Outdoor CPE
Power Rating : DC 24V From POE Input AC 120V/60Hz
Test Mode : IEEE802.11nHT40 2422MHz Tx
M/N : CPE210

No.	Freq. (MHz)	Ant. Factor (dB/m)	Cable Loss (dB)	AMP factor (dB)	Reading (dBuV)	Emission Level (dBuV/m)	Limits (dBuV/m)	Margin (dB)	Remark
1	4844.000	32.92	8.60	35.70	45.99	51.81	74.00	22.19	Peak
2	4844.000	32.92	8.60	35.70	34.20	40.02	54.00	13.98	Average

Remarks: 1. Emission Level= Antenna Factor + Cable Loss + Reading -Amp Factor
2. The emission levels that are 20dB below the official limit are not reported.

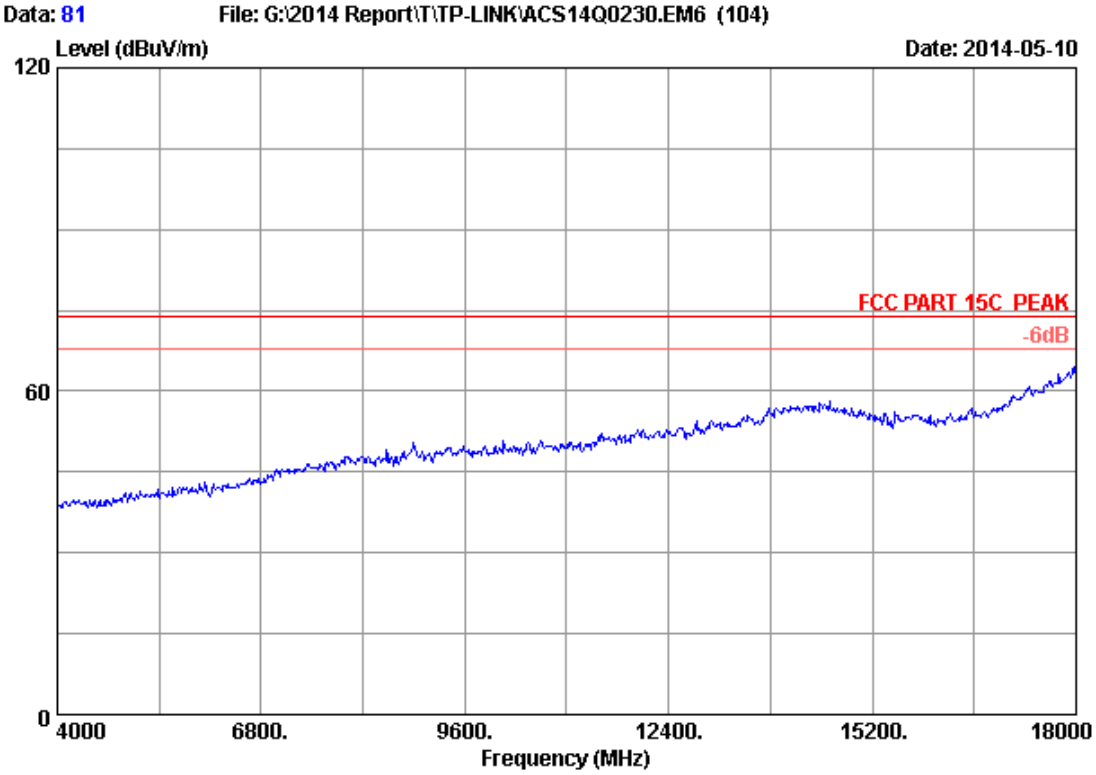


```
Site no.      : 3m Chamber                        Data no.  : 81
Dis. / Ant.   : 3m   2013 3115 (4580)        Ant. pol. : HORIZONTAL
Limit         : FCC PART 15C  PEAK
Env. / Ins.   : 24*C/56%                     Engineer  : Leo-Li
EUT           : 2.4GHz 300Mbps 9dBi Outdoor CPE
Power Rating  : DC 24V From POE Input AC 120V/60Hz
Test Mode     : IEEE802.11nHT40   2422MHz Tx
M/N           : CPE210
```

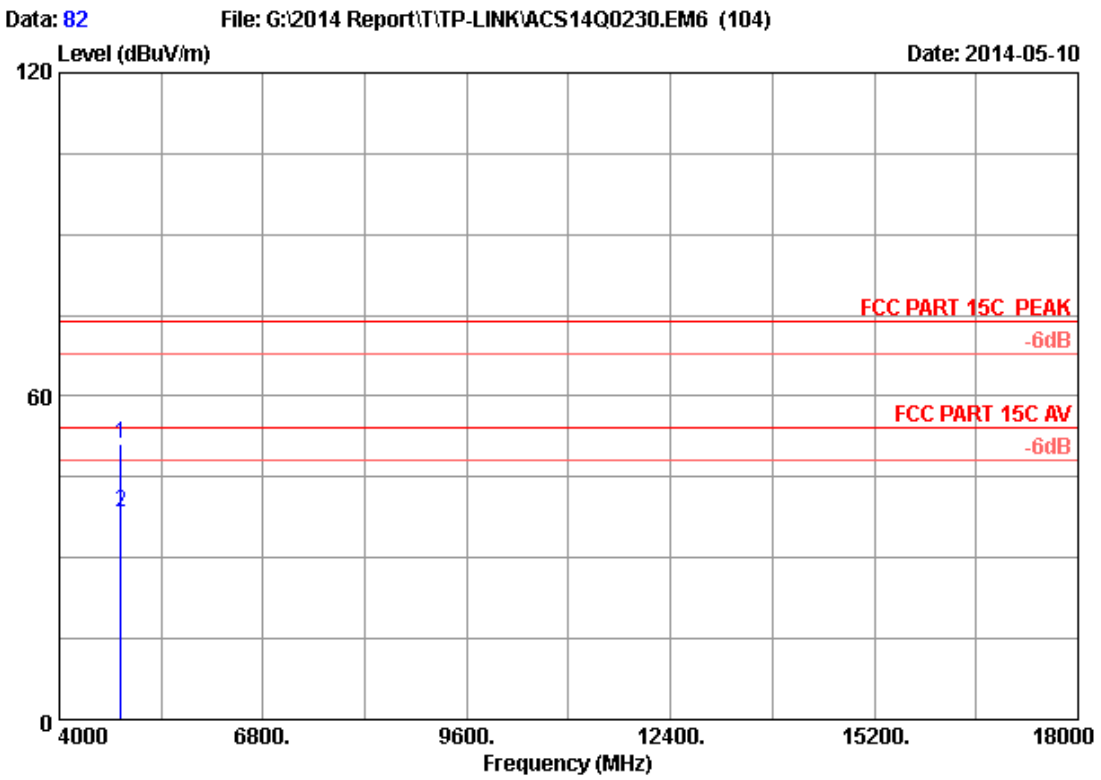

Site no. : 3m Chamber Data no. : 82
Dis. / Ant. : 3m 2013 3115 (4580) Ant. pol. : HORIZONTAL
Limit : FCC PART 15C PEAK
Env. / Ins. : 24*C/56% Engineer : Leo-Li
EUT : 2.4GHz 300Mbps 9dBi Outdoor CPE
Power Rating : DC 24V From POE Input AC 120V/60Hz
Test Mode : IEEE802.11nHT40 2422MHz Tx
M/N : CPE210

No.	Freq. (MHz)	Ant. Factor (dB/m)	Cable Loss (dB)	AMP factor (dB)	Reading (dBuV)	Emission Level (dBuV/m)	Limits (dBuV/m)	Margin (dB)	Remark
1	4844.000	32.92	8.60	35.70	45.17	50.99	74.00	23.01	Peak
2	4844.000	32.92	8.60	35.70	32.47	38.29	54.00	15.71	Average

Remarks: 1. Emission Level= Antenna Factor + Cable Loss + Reading -Amp Factor
2. The emission levels that are 20dB below the official limit are not reported.

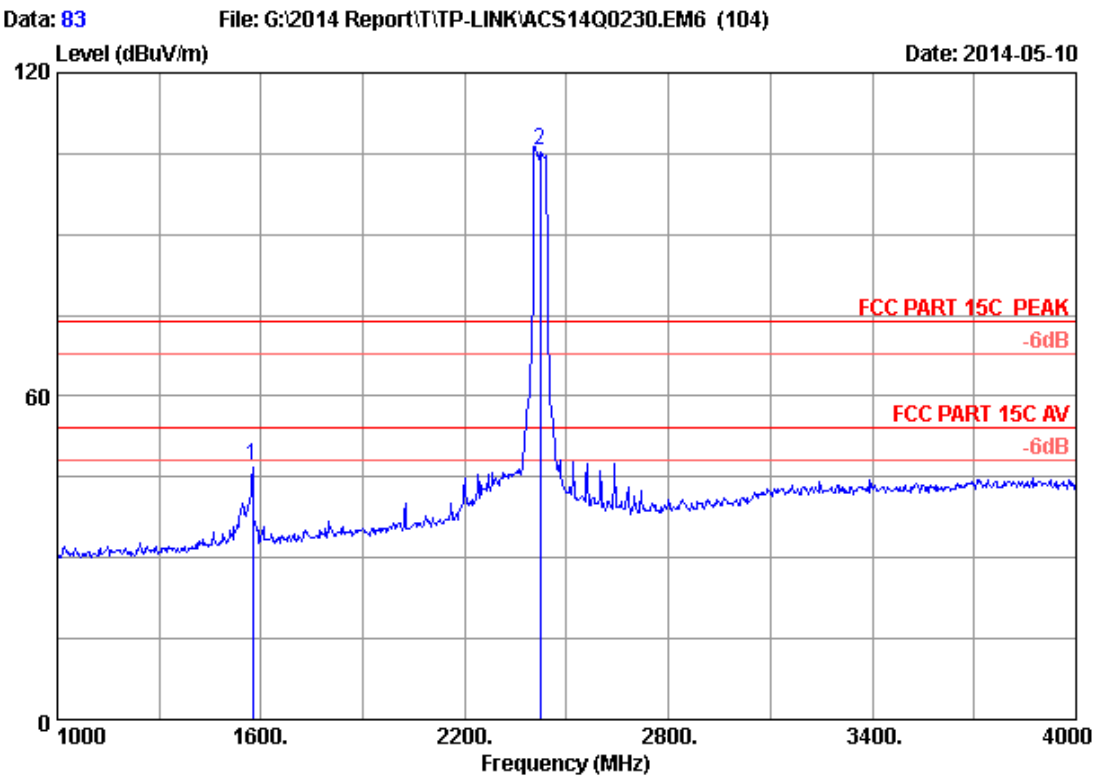

Site no. : 3m Chamber Data no. : 83
Dis. / Ant. : 3m 2013 3115 (4580) Ant. pol. : HORIZONTAL
Limit : FCC PART 15C PEAK
Env. / Ins. : 24*C/56% Engineer : Leo-Li
EUT : 2.4GHz 300Mbps 9dBi Outdoor CPE
Power Rating : DC 24V From POE Input AC 120V/60Hz
Test Mode : IEEE802.11nHT40 2422MHz Tx
M/N : CPE210

No.	Freq. (MHz)	Ant. Factor (dB/m)	Cable Loss (dB)	AMP factor (dB)	Reading (dBuV)	Emission Level (dBuV/m)	Limits (dBuV/m)	Margin (dB)	Remark
1	1576.000	25.52	4.60	36.17	53.19	47.14	74.00	26.86	Peak
2	2422.000	28.23	5.83	35.70	107.26	105.62	74.00	-31.62	Peak

Remarks: 1. Emission Level= Antenna Factor + Cable Loss + Reading -Amp Factor
2. The emission levels that are 20dB below the official limit are not reported.

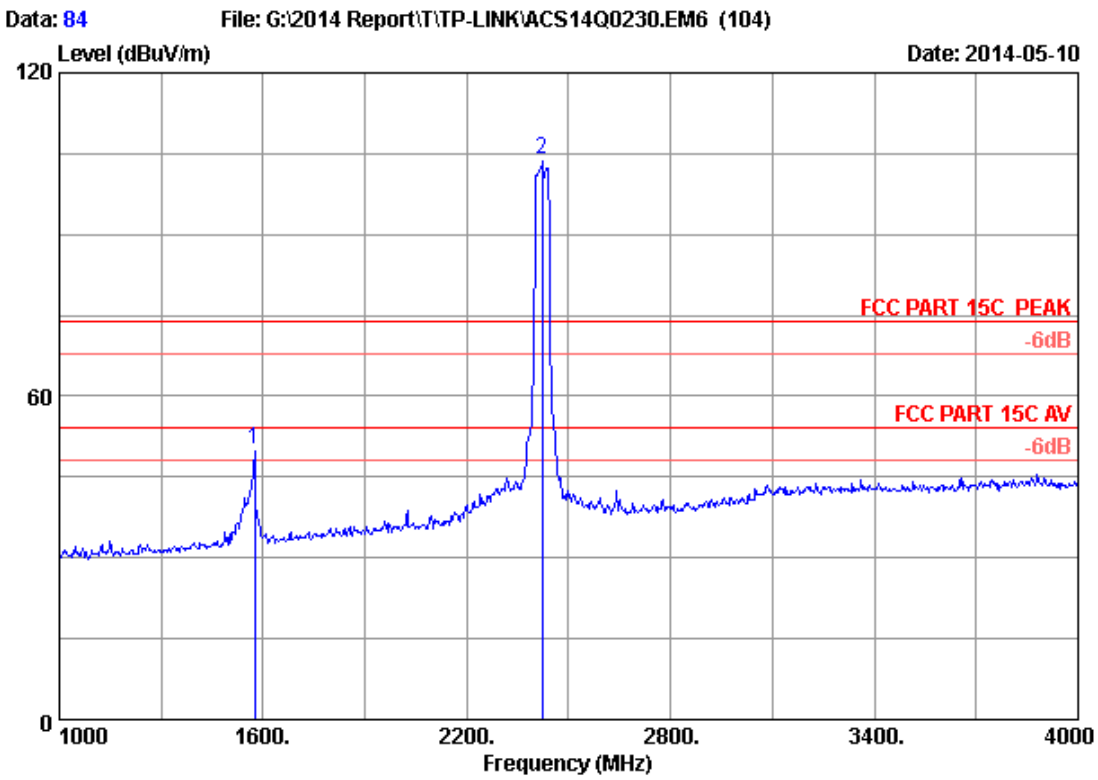

Site no. : 3m Chamber Data no. : 84
Dis. / Ant. : 3m 2013 3115 (4580) Ant. pol. : VERTICAL
Limit : FCC PART 15C PEAK
Env. / Ins. : 24*C/56% Engineer : Leo-Li
EUT : 2.4GHz 300Mbps 9dBi Outdoor CPE
Power Rating : DC 24V From POE Input AC 120V/60Hz
Test Mode : IEEE802.11nHT40 2422MHz Tx
M/N : CPE210

No.	Freq. (MHz)	Ant. Factor (dB/m)	Cable Loss (dB)	AMP factor (dB)	Reading (dBuV)	Emission Level (dBuV/m)	Limits (dBuV/m)	Margin (dB)	Remark
1	1576.000	25.52	4.60	36.17	56.19	50.14	74.00	23.86	Peak
2	2422.000	28.23	5.83	35.70	105.66	104.02	74.00	-30.02	Peak

Remarks: 1. Emission Level= Antenna Factor + Cable Loss + Reading -Amp Factor
2. The emission levels that are 20dB below the official limit are not reported.

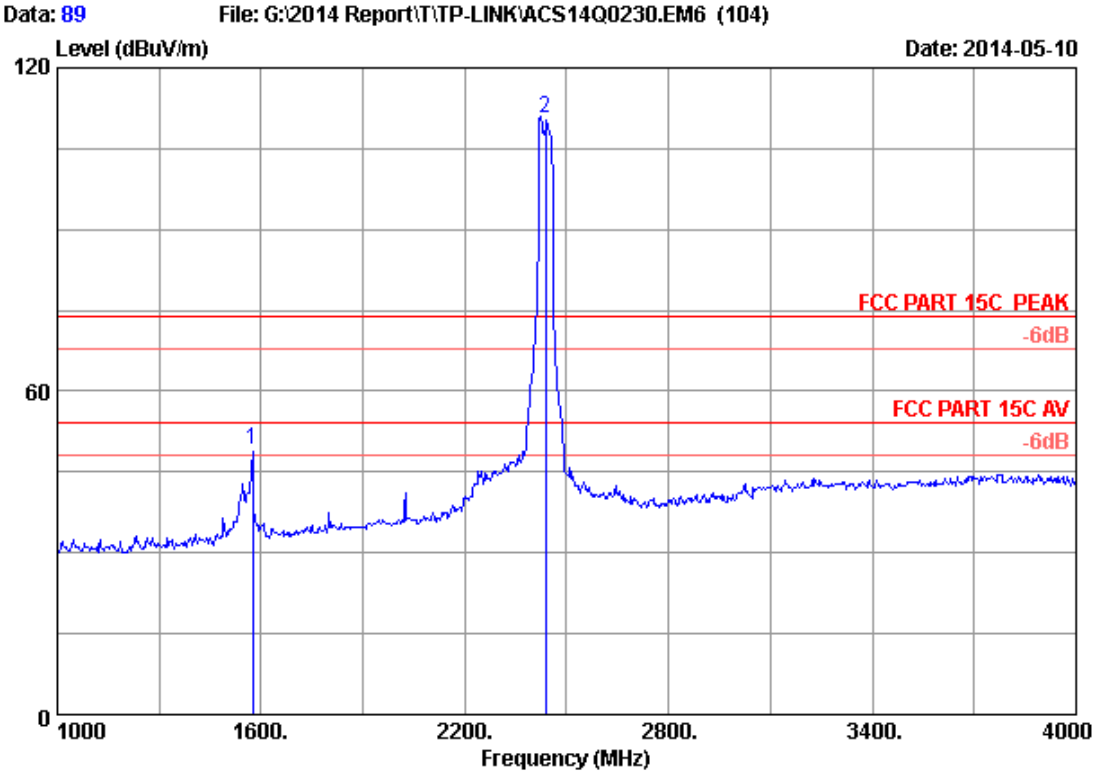

Site no. : 3m Chamber Data no. : 89
Dis. / Ant. : 3m 2013 3115 (4580) Ant. pol. : VERTICAL
Limit : FCC PART 15C PEAK
Env. / Ins. : 24*C/56% Engineer : Leo-Li
EUT : 2.4GHz 300Mbps 9dBi Outdoor CPE
Power Rating : DC 24V From POE Input AC 120V/60Hz
Test Mode : IEEE802.11nHT40 2437MHz Tx
M/N : CPE210

No.	Freq. (MHz)	Ant. Factor (dB/m)	Cable Loss (dB)	AMP factor (dB)	Reading (dBuV)	Emission Level (dBuV/m)	Limits (dBuV/m)	Margin (dB)	Remark
1	1576.000	25.52	4.60	36.17	55.06	49.01	74.00	24.99	Peak
2	2437.000	28.26	5.85	35.70	112.07	110.48	74.00	-36.48	Peak

Remarks: 1. Emission Level= Antenna Factor + Cable Loss + Reading -Amp Factor
2. The emission levels that are 20dB below the official limit are not reported.

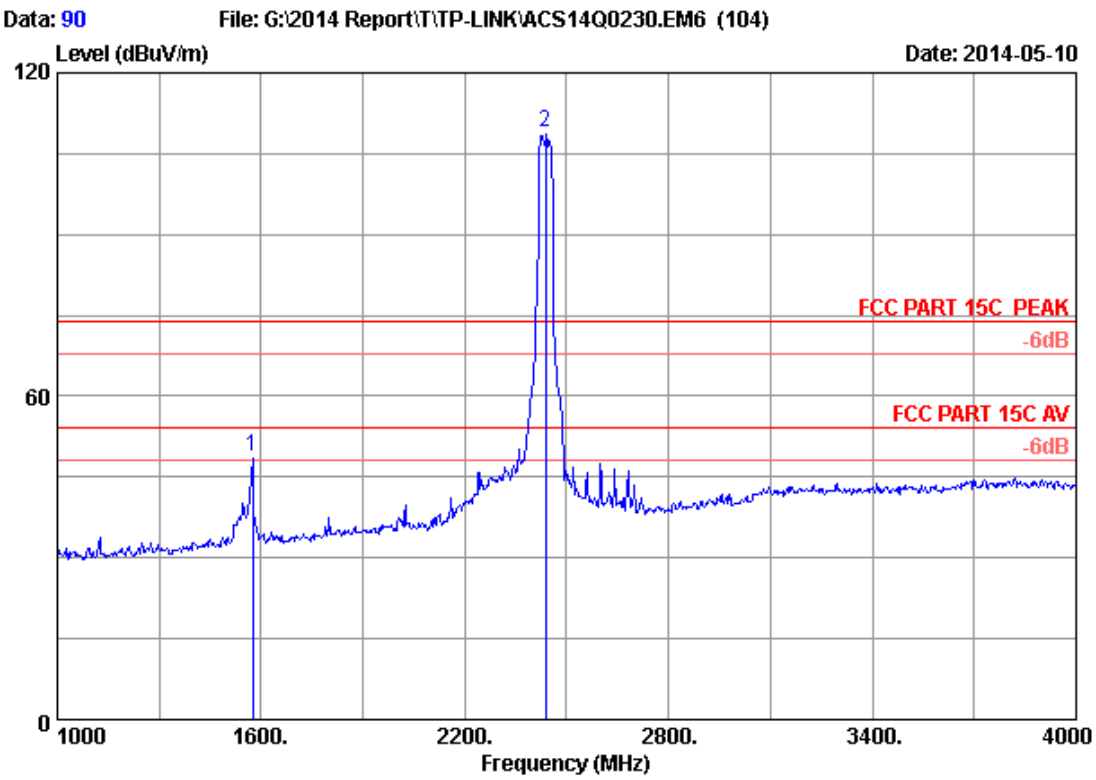

Site no. : 3m Chamber Data no. : 90
Dis. / Ant. : 3m 2013 3115 (4580) Ant. pol. : HORIZONTAL
Limit : FCC PART 15C PEAK
Env. / Ins. : 24*C/56% Engineer : Leo-Li
EUT : 2.4GHz 300Mbps 9dBi Outdoor CPE
Power Rating : DC 24V From POE Input AC 120V/60Hz
Test Mode : IEEE802.11nHT40 2437MHz Tx
M/N : CPE210

No.	Freq. (MHz)	Ant. Factor (dB/m)	Cable Loss (dB)	AMP factor (dB)	Reading (dBuV)	Emission Level (dBuV/m)	Limits (dBuV/m)	Margin (dB)	Remark
1	1576.000	25.52	4.60	36.17	54.75	48.70	74.00	25.30	Peak
2	2437.000	28.26	5.85	35.70	110.65	109.06	74.00	-35.06	Peak

Remarks: 1. Emission Level= Antenna Factor + Cable Loss + Reading -Amp Factor
2. The emission levels that are 20dB below the official limit are not reported.

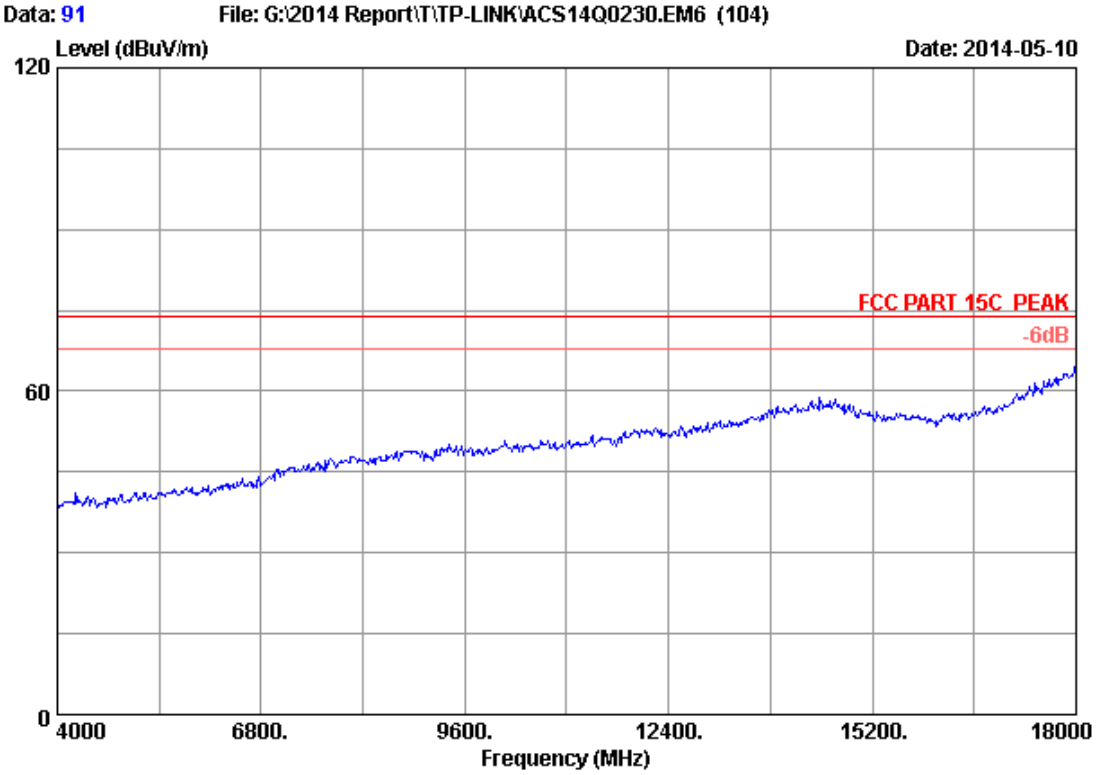


```
Site no.      : 3m Chamber                        Data no.  : 91
Dis. / Ant.   : 3m   2013 3115 (4580)        Ant. pol. : HORIZONTAL
Limit         : FCC PART 15C  PEAK
Env. / Ins.   : 24*C/56%                     Engineer  : Leo-Li
EUT           : 2.4GHz 300Mbps 9dBi Outdoor CPE
Power Rating  : DC 24V From POE Input AC 120V/60Hz
Test Mode     : IEEE802.11nHT40   2437MHz Tx
M/N           : CPE210
```

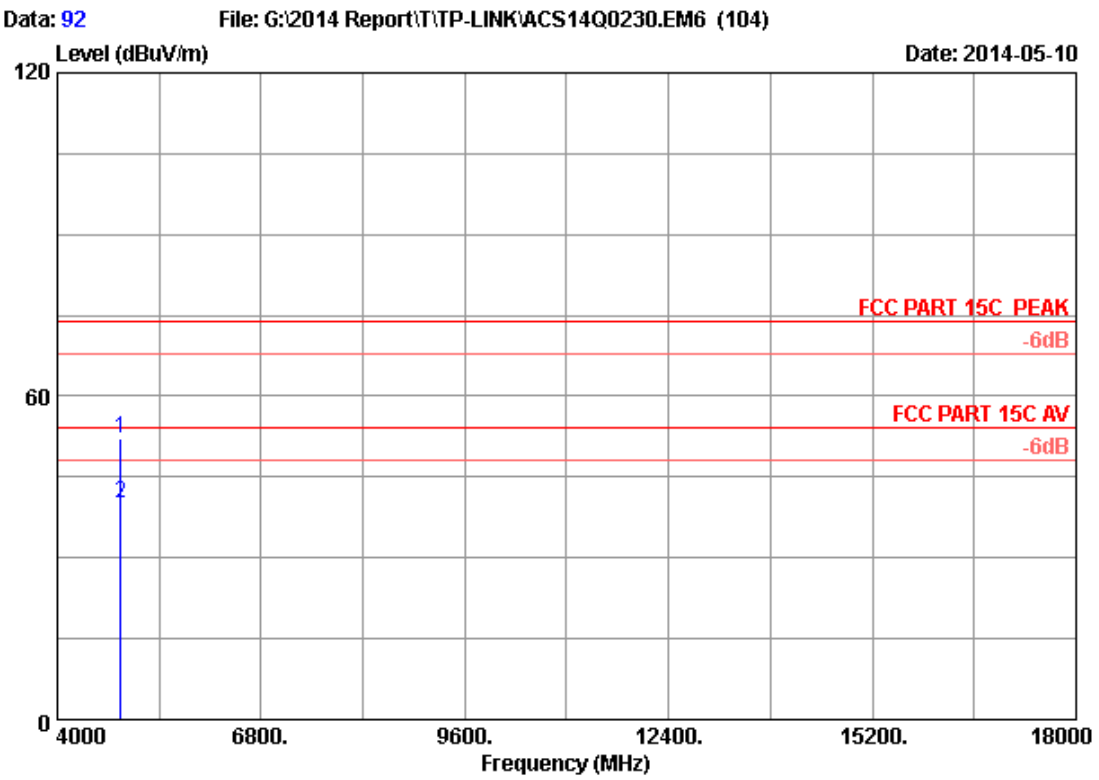

Site no. : 3m Chamber Data no. : 92
Dis. / Ant. : 3m 2013 3115 (4580) Ant. pol. : HORIZONTAL
Limit : FCC PART 15C PEAK
Env. / Ins. : 24*C/56% Engineer : Leo-Li
EUT : 2.4GHz 300Mbps 9dBi Outdoor CPE
Power Rating : DC 24V From POE Input AC 120V/60Hz
Test Mode : IEEE802.11nHT40 2437MHz Tx
M/N : CPE210

No.	Freq. (MHz)	Ant. Factor (dB/m)	Cable Loss (dB)	AMP factor (dB)	Reading (dBuV)	Emission Level (dBuV/m)	Limits (dBuV/m)	Margin (dB)	Remark
1	4874.000	32.97	8.63	35.70	46.29	52.19	74.00	21.81	Peak
2	4874.000	32.97	8.63	35.70	34.17	40.07	54.00	13.93	Average

Remarks: 1. Emission Level= Antenna Factor + Cable Loss + Reading -Amp Factor
2. The emission levels that are 20dB below the official limit are not reported.

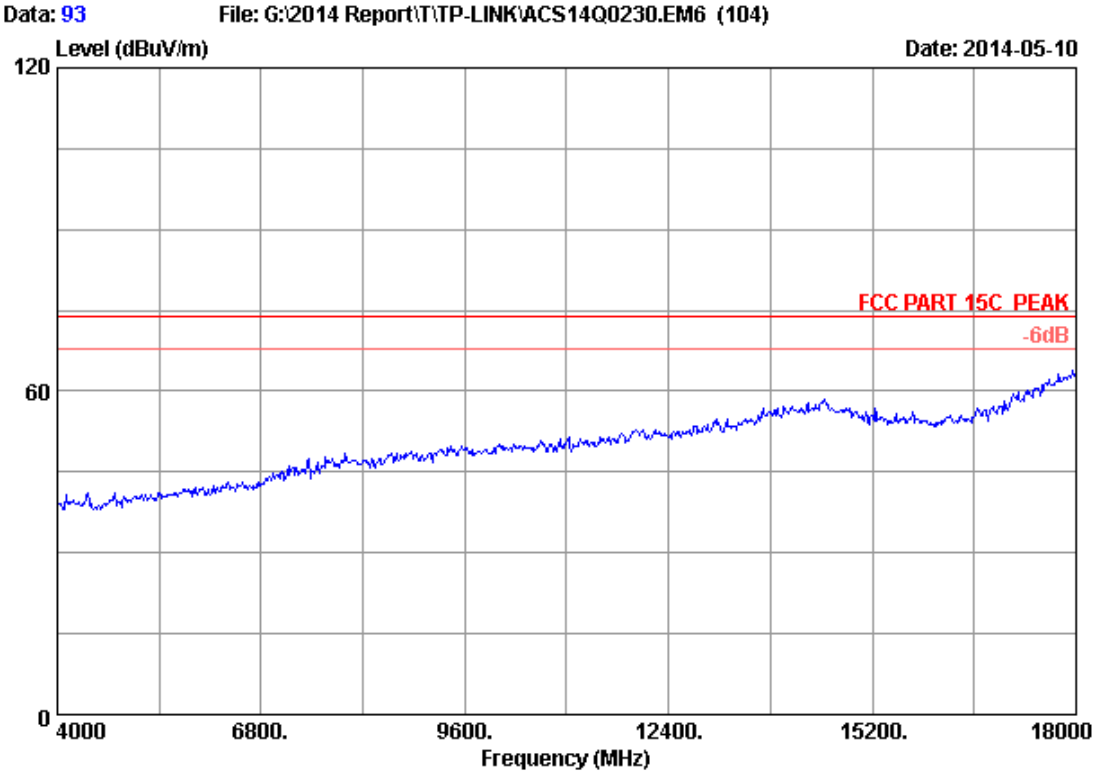


```
Site no.      : 3m Chamber                        Data no.   : 93
Dis. / Ant.   : 3m   2013 3115 (4580)        Ant. pol. : VERTICAL
Limit         : FCC PART 15C  PEAK
Env. / Ins.   : 24*C/56%                     Engineer   : Leo-Li
EUT           : 2.4GHz 300Mbps 9dBi Outdoor CPE
Power Rating  : DC 24V From POE Input AC 120V/60Hz
Test Mode     : IEEE802.11nHT40   2437MHz Tx
M/N           : CPE210
```

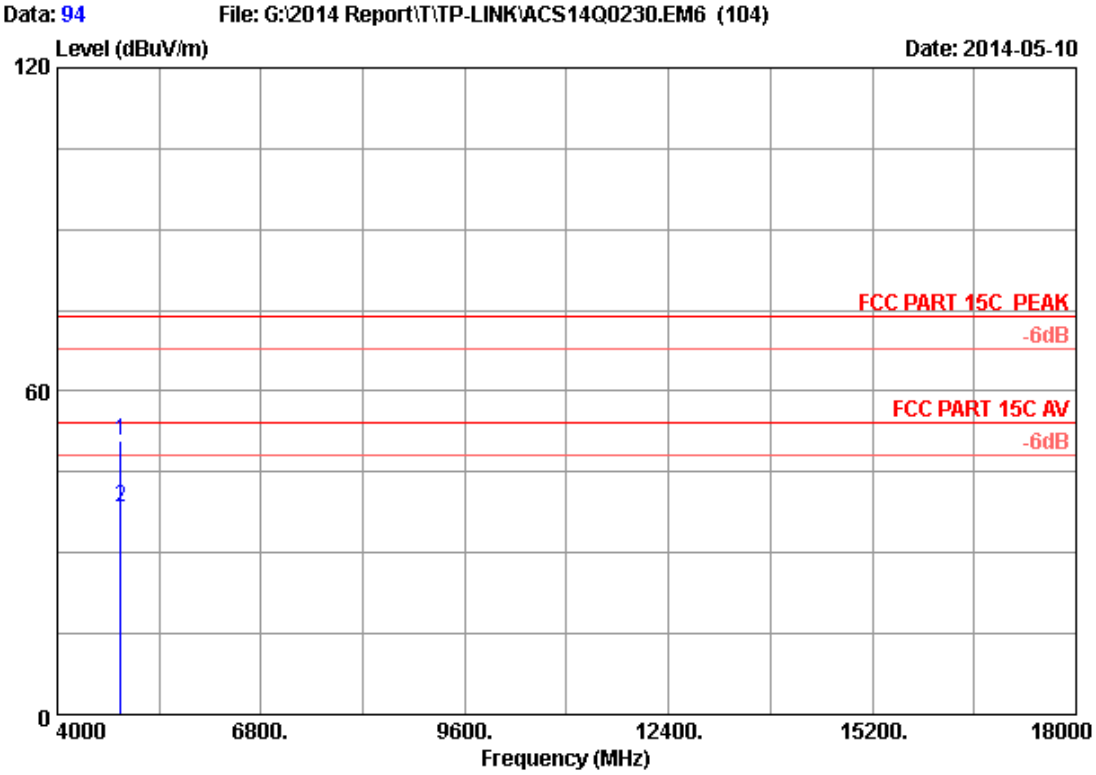

Site no. : 3m Chamber Data no. : 94
Dis. / Ant. : 3m 2013 3115 (4580) Ant. pol. : VERTICAL
Limit : FCC PART 15C PEAK
Env. / Ins. : 24*C/56% Engineer : Leo-Li
EUT : 2.4GHz 300Mbps 9dBi Outdoor CPE
Power Rating : DC 24V From POE Input AC 120V/60Hz
Test Mode : IEEE802.11nHT40 2437MHz Tx
M/N : CPE210

No.	Freq. (MHz)	Ant. Factor (dB/m)	Cable Loss (dB)	AMP factor (dB)	Reading (dBuV)	Emission Level (dBuV/m)	Limits (dBuV/m)	Margin (dB)	Remark
1	4874.000	32.97	8.63	35.70	44.96	50.86	74.00	23.14	Peak
2	4874.000	32.97	8.63	35.70	32.46	38.36	54.00	15.64	Average

Remarks: 1. Emission Level= Antenna Factor + Cable Loss + Reading -Amp Factor
2. The emission levels that are 20dB below the official limit are not reported.

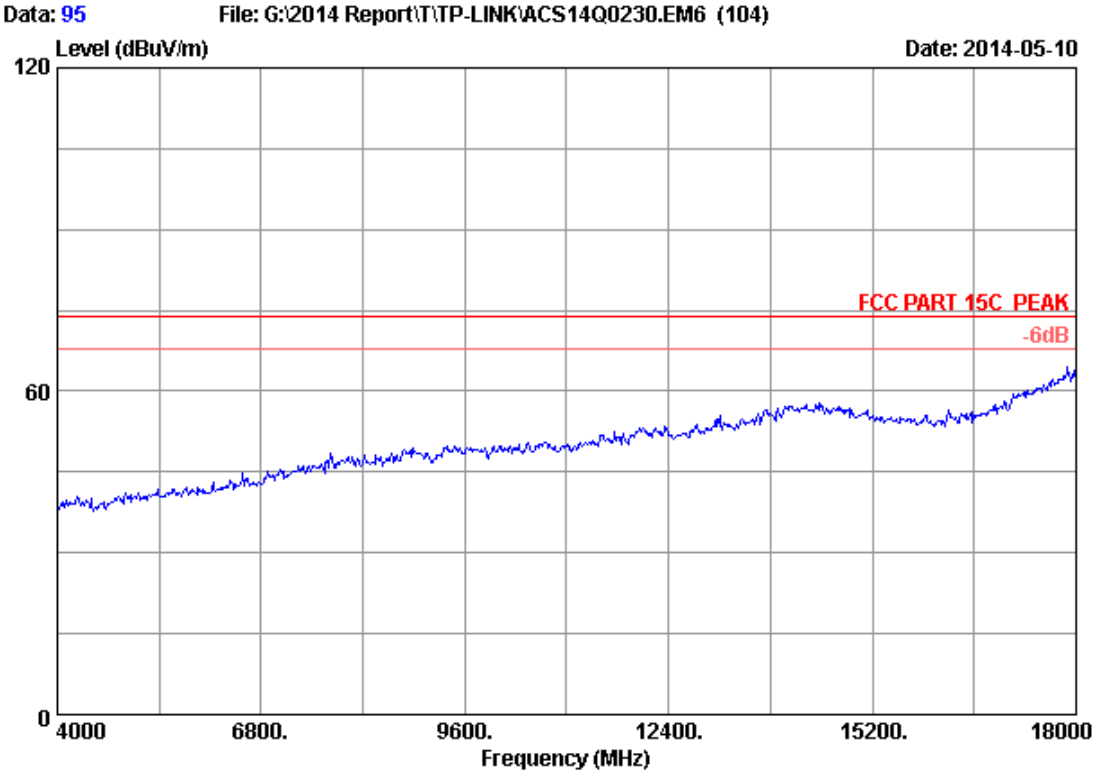


```
Site no.      : 3m Chamber                        Data no.  : 95
Dis. / Ant.   : 3m   2013 3115 (4580)        Ant. pol. : VERTICAL
Limit         : FCC PART 15C  PEAK
Env. / Ins.   : 24*C/56%                     Engineer  : Leo-Li
EUT           : 2.4GHz 300Mbps 9dBi Outdoor CPE
Power Rating  : DC 24V From POE Input AC 120V/60Hz
Test Mode     : IEEE802.11nHT40   2452MHz Tx
M/N           : CPE210
```

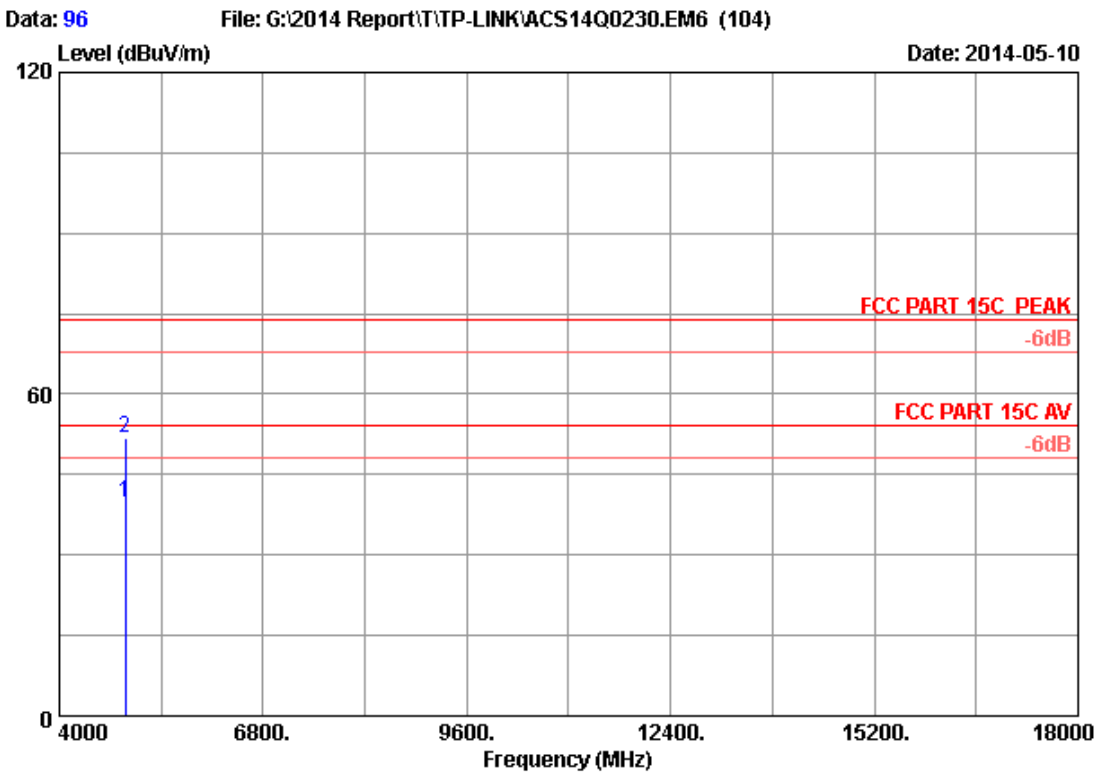

Site no. : 3m Chamber Data no. : 96
Dis. / Ant. : 3m 2013 3115 (4580) Ant. pol. : VERTICAL
Limit : FCC PART 15C PEAK
Env. / Ins. : 24*C/56% Engineer : Leo-Li
EUT : 2.4GHz 300Mbps 9dBi Outdoor CPE
Power Rating : DC 24V From POE Input AC 120V/60Hz
Test Mode : IEEE802.11nHT40 2452MHz Tx
M/N : CPE210

No.	Freq. (MHz)	Ant. Factor (dB/m)	Cable Loss (dB)	AMP factor (dB)	Reading (dBuV)	Emission Level (dBuV/m)	Limits (dBuV/m)	Margin (dB)	Remark
1	4904.000	33.03	8.66	35.70	33.87	39.86	54.00	14.14	Average
2	4904.000	33.03	8.66	35.70	45.77	51.76	74.00	22.24	Peak

Remarks: 1. Emission Level= Antenna Factor + Cable Loss + Reading -Amp Factor
2. The emission levels that are 20dB below the official limit are not reported.

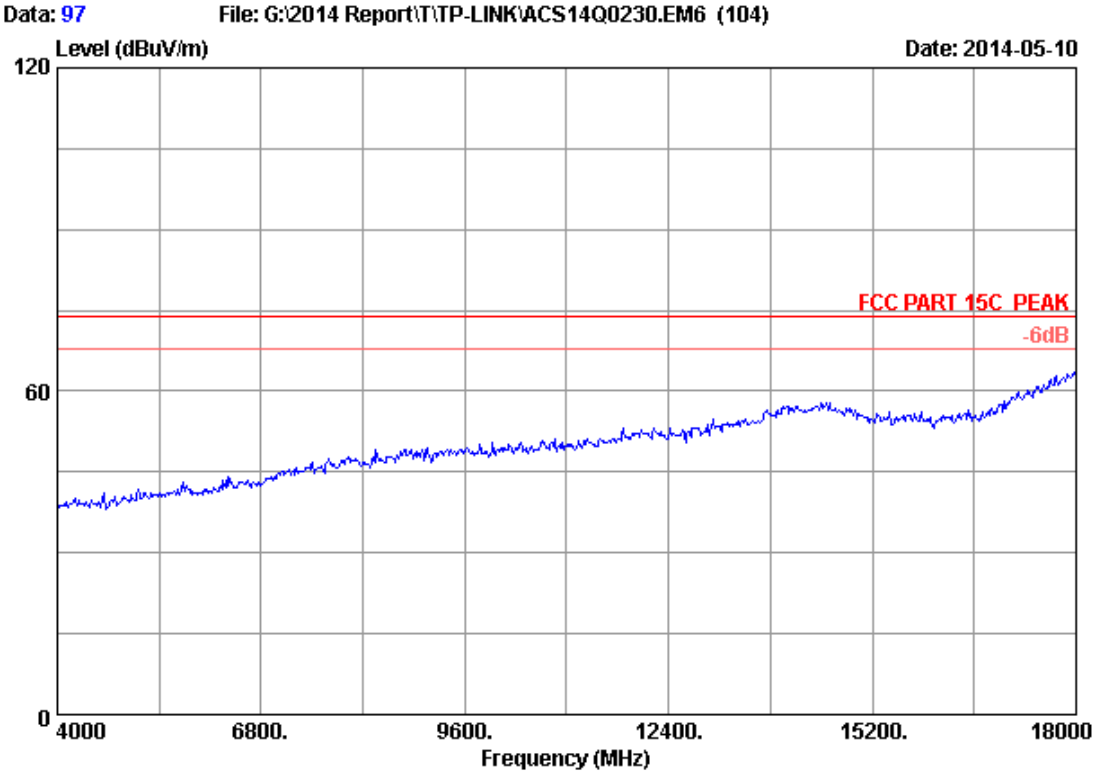


```
Site no.      : 3m Chamber                        Data no.   : 97
Dis. / Ant.   : 3m   2013 3115 (4580)        Ant. pol. : HORIZONTAL
Limit         : FCC PART 15C  PEAK
Env. / Ins.   : 24*C/56%                     Engineer   : Leo-Li
EUT           : 2.4GHz 300Mbps 9dBi Outdoor CPE
Power Rating  : DC 24V From POE Input AC 120V/60Hz
Test Mode     : IEEE802.11nHT40   2452MHz Tx
M/N           : CPE210
```

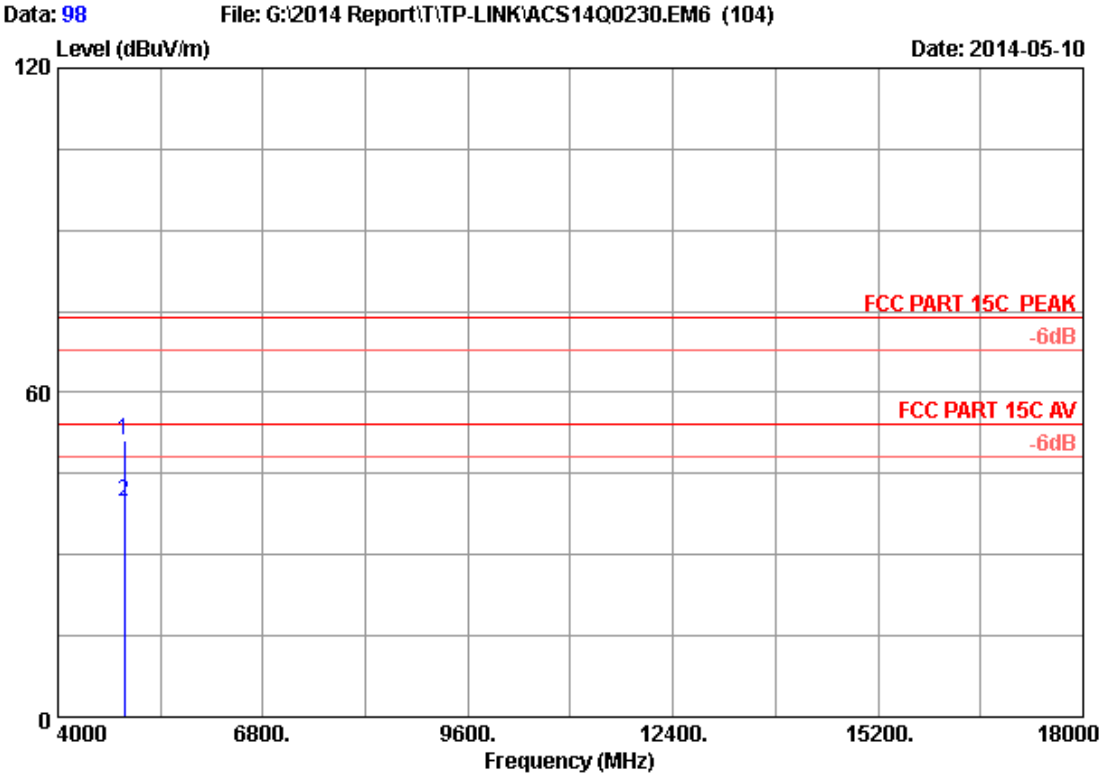

Site no. : 3m Chamber Data no. : 98
Dis. / Ant. : 3m 2013 3115 (4580) Ant. pol. : HORIZONTAL
Limit : FCC PART 15C PEAK
Env. / Ins. : 24*C/56% Engineer : Leo-Li
EUT : 2.4GHz 300Mbps 9dBi Outdoor CPE
Power Rating : DC 24V From POE Input AC 120V/60Hz
Test Mode : IEEE802.11nHT40 2452MHz Tx
M/N : CPE210

No.	Freq. (MHz)	Ant. Factor (dB/m)	Cable Loss (dB)	AMP factor (dB)	Reading (dBuV)	Emission Level (dBuV/m)	Limits (dBuV/m)	Margin (dB)	Remark
1	4904.000	33.03	8.66	35.70	45.09	51.08	74.00	22.92	Peak
2	4904.000	33.03	8.66	35.70	33.87	39.86	54.00	14.14	Average

Remarks: 1. Emission Level= Antenna Factor + Cable Loss + Reading -Amp Factor
2. The emission levels that are 20dB below the official limit are not reported.

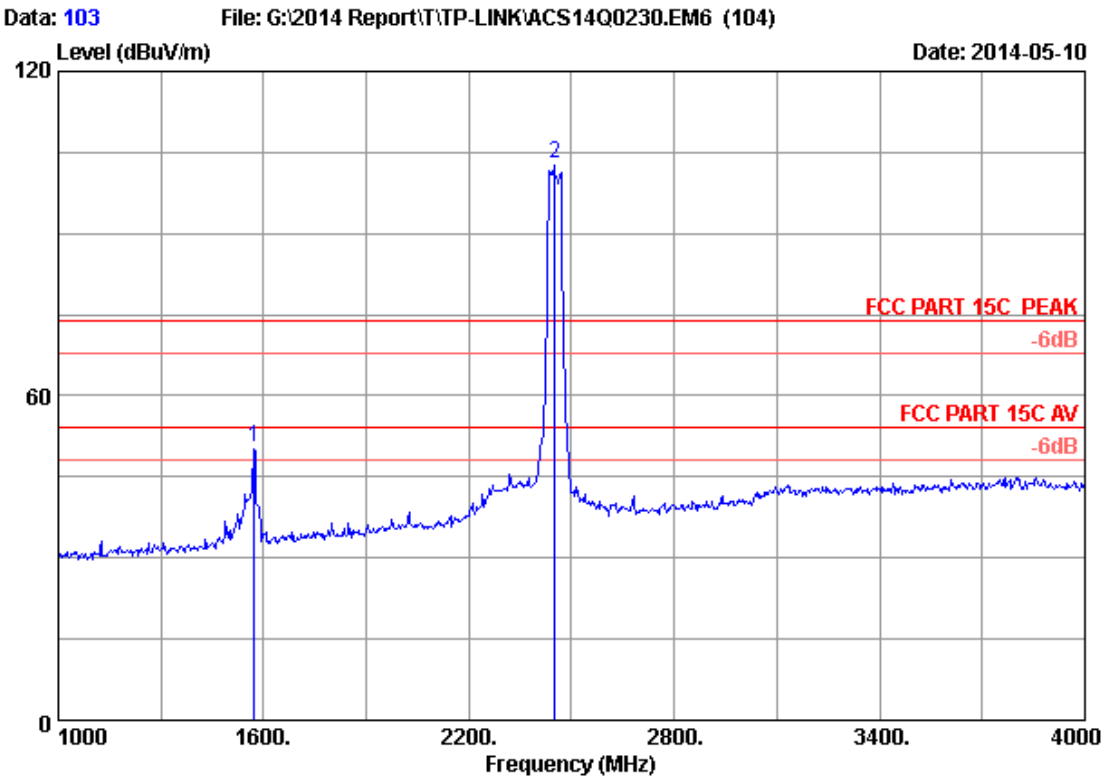

Site no. : 3m Chamber Data no. : 103
Dis. / Ant. : 3m 2013 3115 (4580) Ant. pol. : VERTICAL
Limit : FCC PART 15C PEAK
Env. / Ins. : 24*C/56% Engineer : Leo-Li
EUT : 2.4GHz 300Mbps 9dBi Outdoor CPE
Power Rating : DC 24V From POE Input AC 120V/60Hz
Test Mode : IEEE802.11nHT40 2452MHz Tx
M/N : CPE210

No.	Freq. (MHz)	Ant. Factor (dB/m)	Cable Loss (dB)	AMP factor (dB)	Reading (dBuV)	Emission Level (dBuV/m)	Limits (dBuV/m)	Margin (dB)	Remark
1	1573.000	25.51	4.59	36.17	56.59	50.52	74.00	23.48	Peak
2	2452.000	28.29	5.87	35.70	104.63	103.09	74.00	-29.09	Peak

Remarks: 1. Emission Level= Antenna Factor + Cable Loss + Reading -Amp Factor
2. The emission levels that are 20dB below the official limit are not reported.

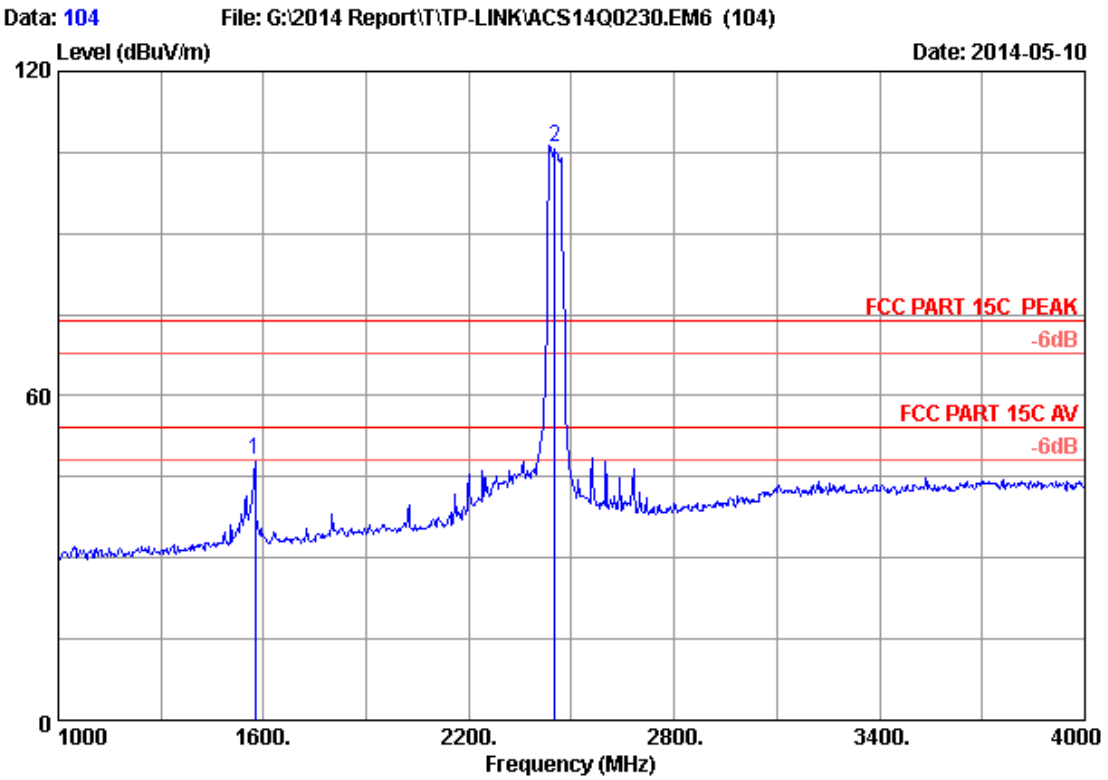

Site no. : 3m Chamber Data no. : 104
Dis. / Ant. : 3m 2013 3115 (4580) Ant. pol. : HORIZONTAL
Limit : FCC PART 15C PEAK
Env. / Ins. : 24*C/56% Engineer : Leo-Li
EUT : 2.4GHz 300Mbps 9dBi Outdoor CPE
Power Rating : DC 24V From POE Input AC 120V/60Hz
Test Mode : IEEE802.11nHT40 2452MHz Tx
M/N : CPE210

No.	Freq. (MHz)	Ant. Factor (dB/m)	Cable Loss (dB)	AMP factor (dB)	Reading (dBuV)	Emission Level (dBuV/m)	Limits (dBuV/m)	Margin (dB)	Remark
1	1576.000	25.52	4.60	36.17	54.17	48.12	74.00	25.88	Peak
2	2452.000	28.29	5.87	35.70	107.64	106.10	74.00	-32.10	Peak

Remarks: 1. Emission Level= Antenna Factor + Cable Loss + Reading -Amp Factor
2. The emission levels that are 20dB below the official limit are not reported.

5. CONDUCTED SPURIOUS EMISSIONS

5.1.Test Equipment

Item	Equipment	Manufacturer	Model No.	Serial No.	Last Cal.	Cal. Interval
1.	Spectrum Analyzer	Agilent	N9030A	MY51380221	Oct.31,13	1 Year
2.	Attenuator	Agilent	8491B	MY39262165	May.08,13	1 Year
3.	RF Cable	Hubersuhner	SUCOFLEX102	28618/2	May.08,13	1 Year

5.2.Limit

In any 100kHz bandwidth outside the frequency bands in which the spread spectrum intentional radiator in operating, the radio frequency power that is produced by the intentional radiator shall be at least 20dB below that in the 100kHz bandwidth within the band that contains the highest level of the desired power.

5.3.Test Procedure

The transmitter output was connected to a spectrum analyzer, The resolution bandwidth is set to 100 kHz, The video bandwidth is set to 300 kHz and measure all the emissions detected.

5.4.Test result

PASS (The testing data was attached in the next pages.)

Conducted emission test data:

5MHz Antenna: J2
Test Mode: IEEE 802.11b
Test CH1: 2412MHz

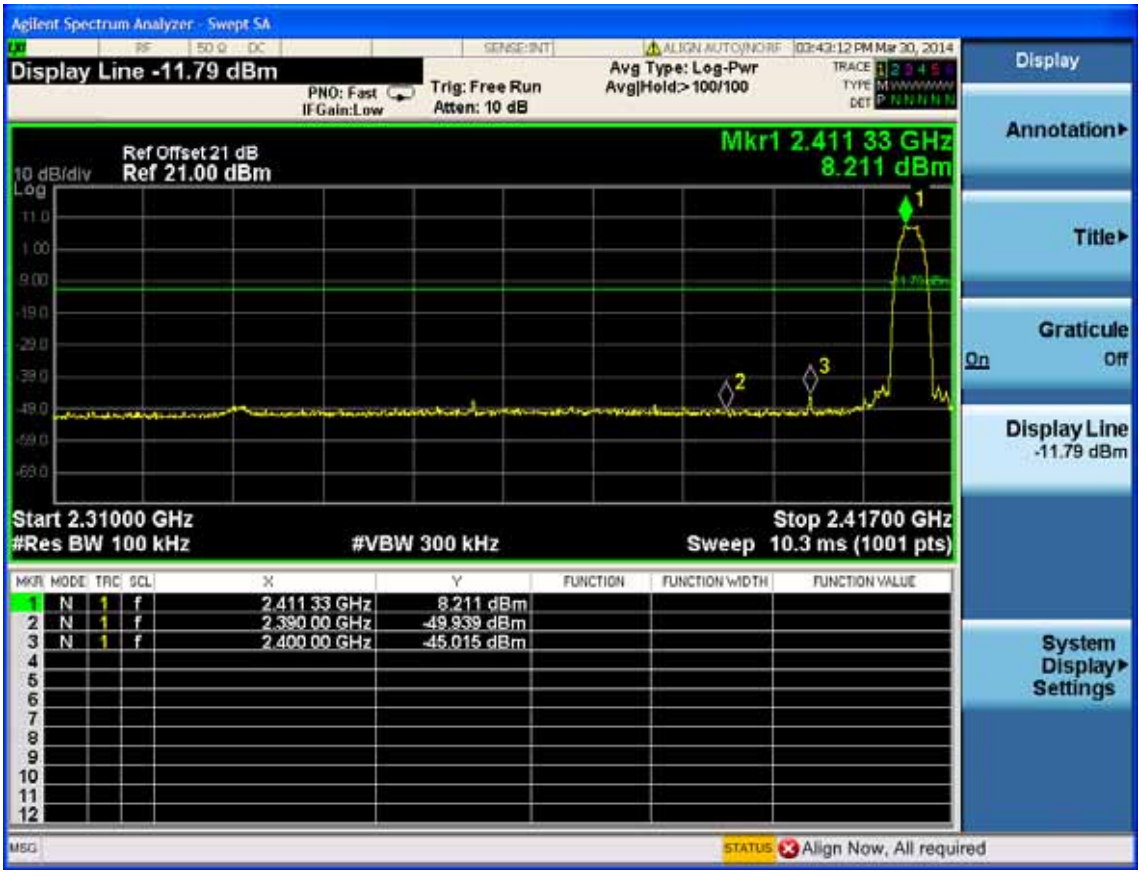

Agilent Spectrum Analyzer - Swept SA
Marker 1 24.580000000000 GHz
PNO: Fast
IFGain:Low
Trig: Free Run
Atten: 10 dB
Avg Type: Log-Pwr
Avg|Hold: 4/100
Ref Offset 21 dB
10 dB/div
Ref 21.00 dBm
Mkr1 24.580 GHz
-53.220 dBm
Start 10.000 GHz
#Res BW 100 kHz
#VBW 300 kHz
Stop 25.000 GHz
Sweep 1.43 s (1001 pts)
Peak Search
Next Peak
Next Pk Right
Next Pk Left
Marker Delta
Mkr→CF
Mkr→Ref Lvl
More
1 of 2
Align Now, All required

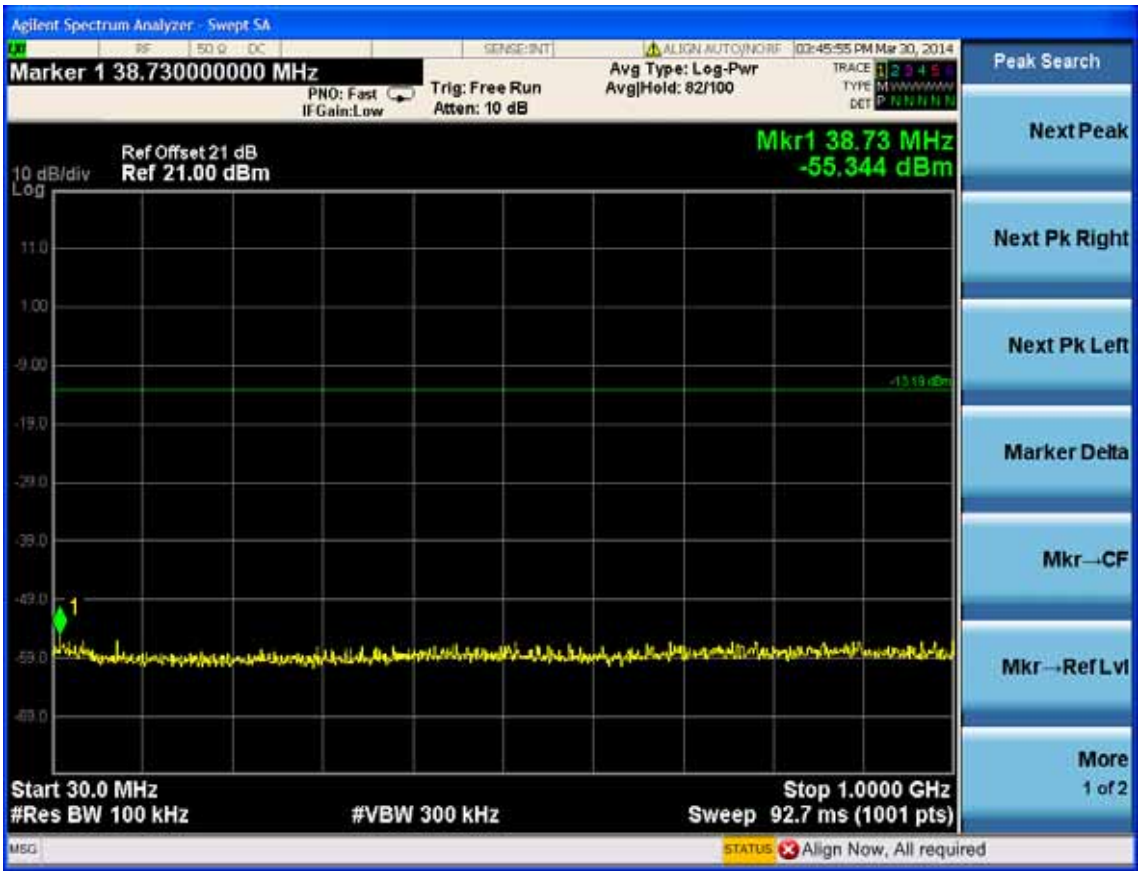
Agilent Spectrum Analyzer - Swept SA
Marker 1 38.730000000 MHz
PNO: Fast
IFGain:Low
Trig: Free Run
Atten: 10 dB
Avg Type: Log-Pwr
Avg|Hold: 82/100
Ref Offset 21 dB
10 dB/div
Ref 21.00 dBm
Mkr1 38.73 MHz
-55.344 dBm
Start 30.0 MHz
#Res BW 100 kHz
#VBW 300 kHz
Stop 1.0000 GHz
Sweep 92.7 ms (1001 pts)
Peak Search
Next Peak
Next Pk Right
Next Pk Left
Marker Delta
Mkr→CF
Mkr→Ref Lvl
More
1 of 2
Align Now, All required

Test CH6: 2437MHz

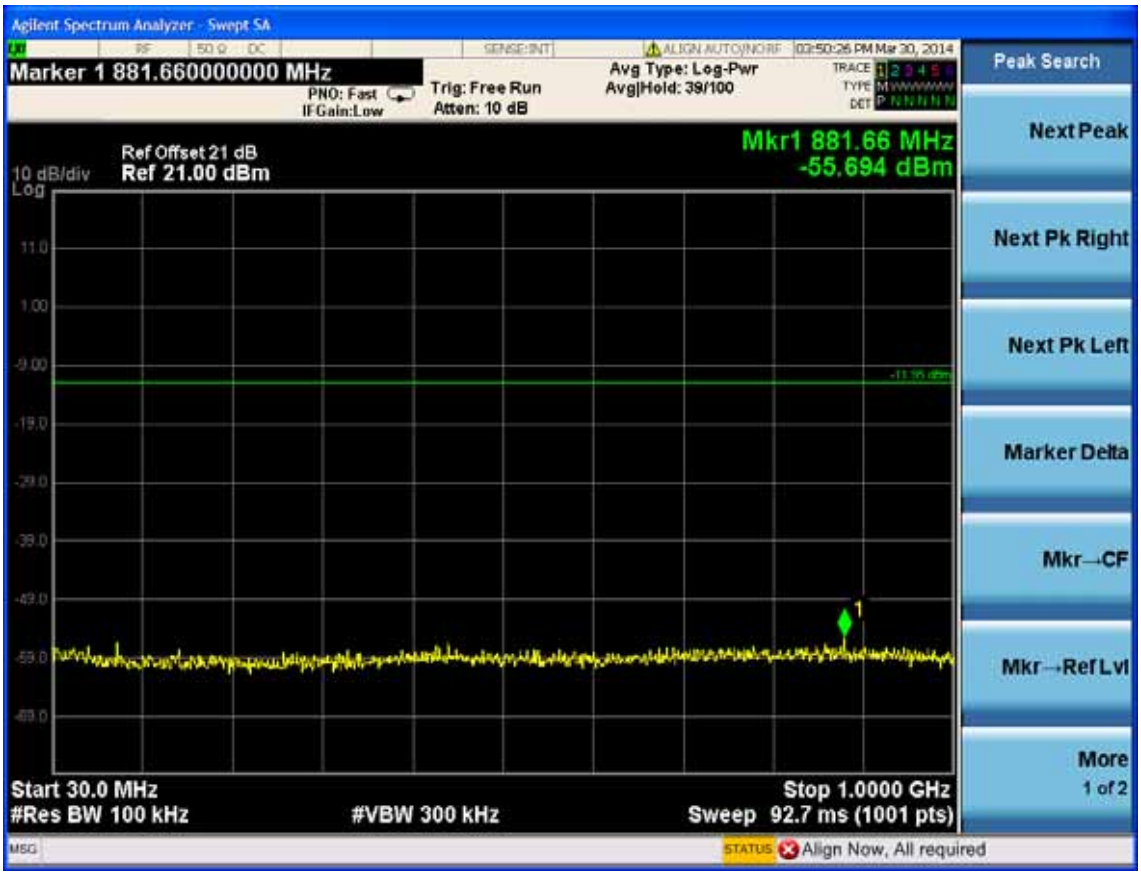

Test CH11: 2462MHz

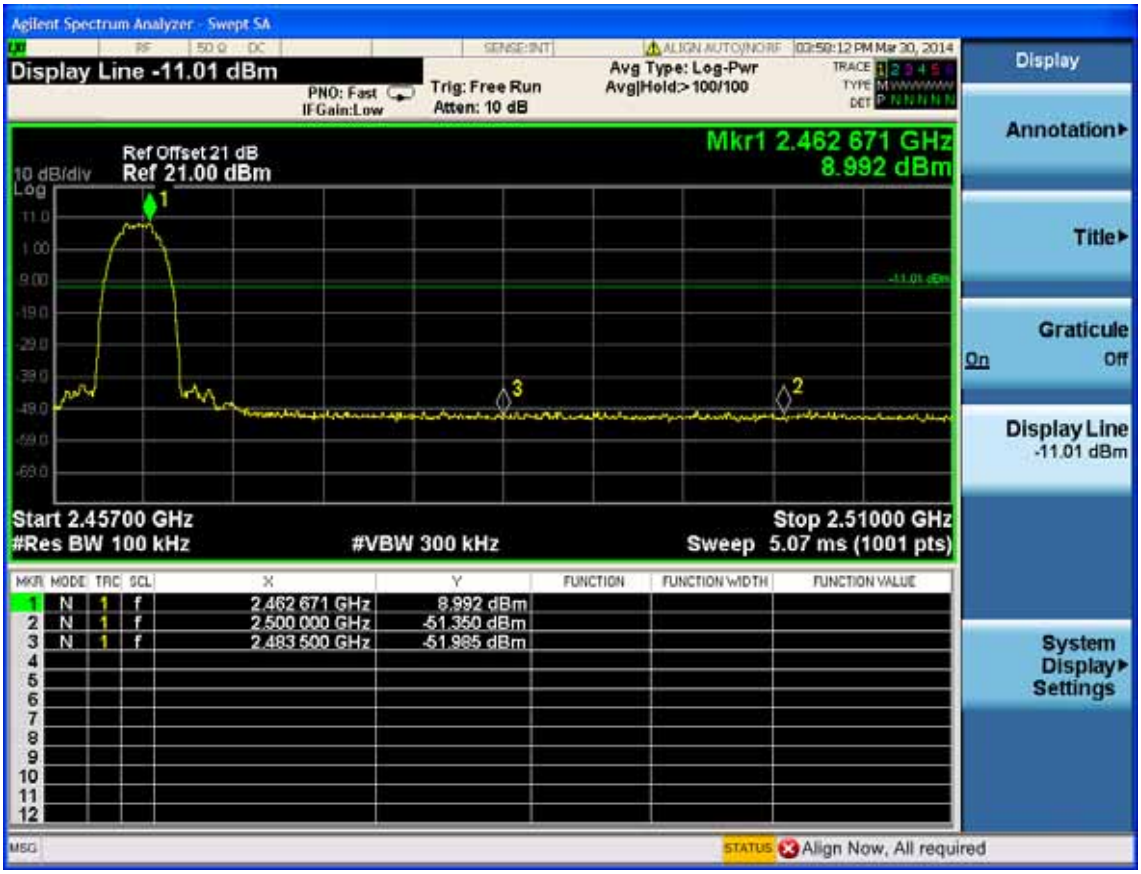

Agilent Spectrum Analyzer - Swept SA
Display Line -11.70 dBm
PNO: Fast
IFGain:Low
Trig: Free Run
Atten: 10 dB
Avg Type: Log-Pwr
Avg|Hold: 32/100
Ref Offset 21 dB
10 dB/div
Ref 21.00 dBm
Mkr1 2.458 GHz
8.302 dBm
Display
Annotation
Title
Graticule
On
Off
Display Line
-11.70 dBm
System Display Settings
Start 1.000 GHz
#Res BW 100 kHz
#VBW 300 kHz
Stop 10.000 GHz
Sweep 860 ms (1001 pts)
Align Now, All required

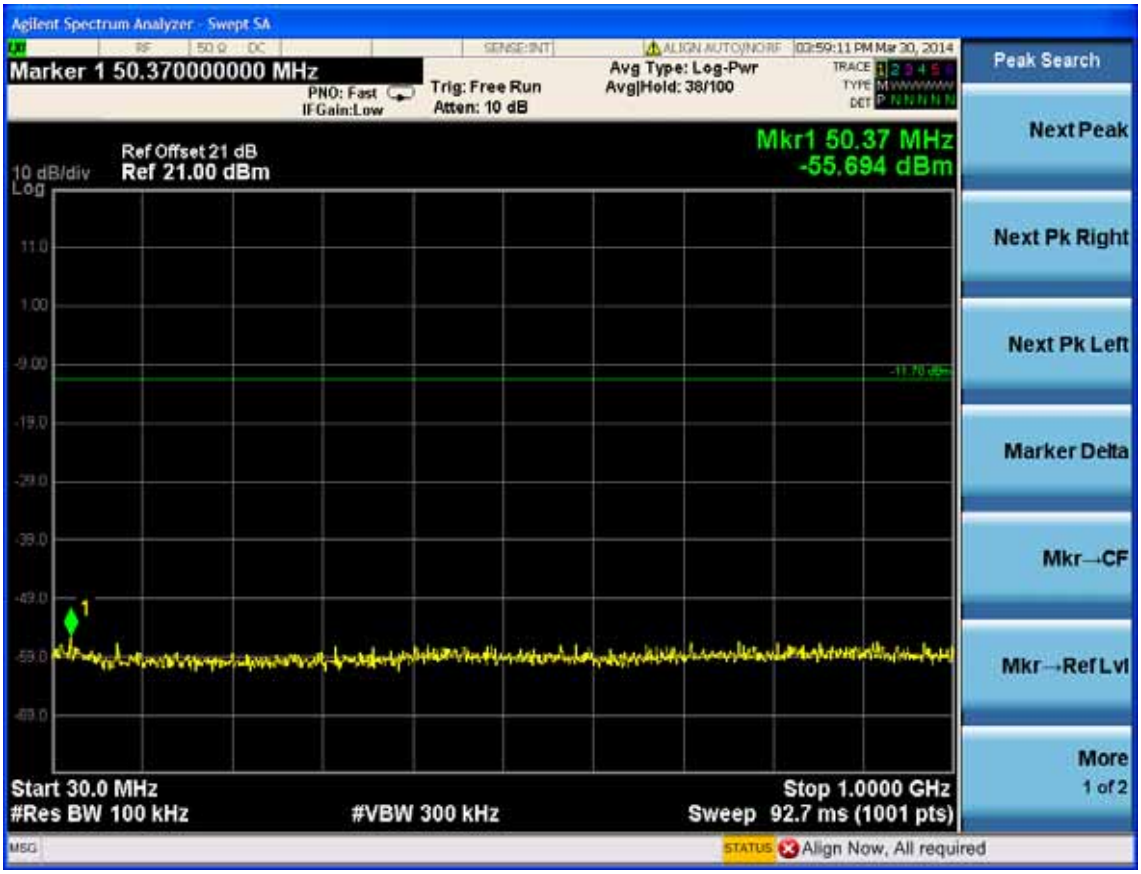
Agilent Spectrum Analyzer - Swept SA
Marker 1 50.370000000 MHz
PNO: Fast
IFGain:Low
Trig: Free Run
Atten: 10 dB
Avg Type: Log-Pwr
Avg|Hold: 38/100
Ref Offset 21 dB
10 dB/div
Ref 21.00 dBm
Mkr1 50.37 MHz
-55.694 dBm
Peak Search
Next Peak
Next Pk Right
Next Pk Left
Marker Delta
Mkr→CF
Mkr→Ref Lvl
More
1 of 2
Start 30.0 MHz
#Res BW 100 kHz
#VBW 300 kHz
Stop 1.0000 GHz
Sweep 92.7 ms (1001 pts)
Align Now, All required

Test Mode: IEEE 802.11g
Test CH1: 2412MHz

Agilent Spectrum Analyzer - Swept SA
Marker 1 22.270000000000 GHz
PNO: Fast
IFGain:Low
Trig: Free Run
Atten: 10 dB
Avg Type: Log-Pwr
Avg|Hold: 8/100
02:19:53 PM Mar 30, 2014
Ref Offset 21 dB
10 dB/div
Ref 21.00 dBm
Log
Mkr1 22.270 GHz
-53.330 dBm
Start 10.000 GHz
#Res BW 100 kHz
#VBW 300 kHz
Stop 25.000 GHz
Sweep 1.43 s (1001 pts)
Peak Search
Next Peak
Next Pk Right
Next Pk Left
Marker Delta
Mkr→CF
Mkr→Ref Lvl
More
1 of 2
Align Now, All required

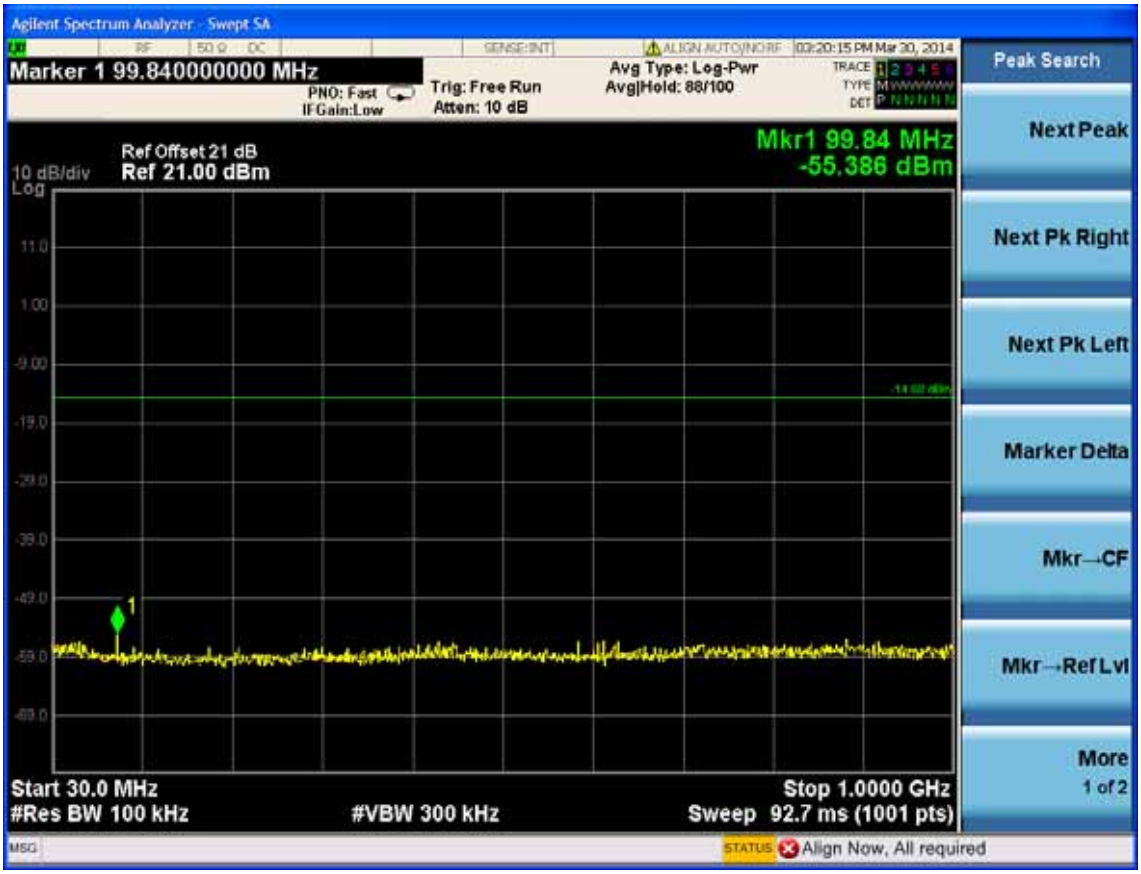
Agilent Spectrum Analyzer - Swept SA
Marker 1 99.840000000 MHz
PNO: Fast
IFGain:Low
Trig: Free Run
Atten: 10 dB
Avg Type: Log-Pwr
Avg|Hold: 88/100
03:20:15 PM Mar 30, 2014
Ref Offset 21 dB
10 dB/div
Ref 21.00 dBm
Log
Mkr1 99.84 MHz
-55.386 dBm
Start 30.0 MHz
#Res BW 100 kHz
#VBW 300 kHz
Stop 1.0000 GHz
Sweep 92.7 ms (1001 pts)
Peak Search
Next Peak
Next Pk Right
Next Pk Left
Marker Delta
Mkr→CF
Mkr→Ref Lvl
More
1 of 2
Align Now, All required

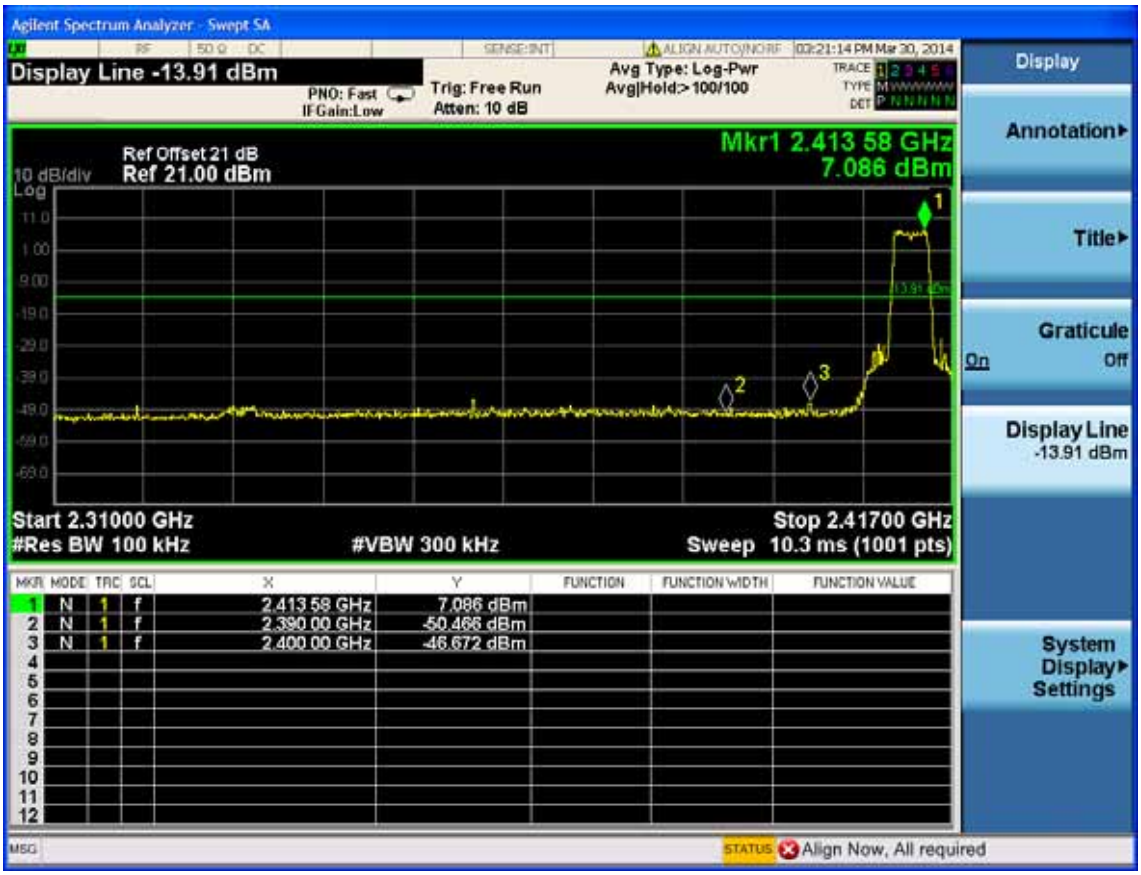

Test CH6: 2437MHz

Agilent Spectrum Analyzer - Swept SA
Marker 1 23.980000000000 GHz
PNO: Fast
IFGain:Low
Trig: Free Run
Atten: 10 dB
Avg Type: Log-Pwr
Avg|Hold: 4/100
02:18:10 PM Mar 30, 2014
Ref Offset 21 dB
10 dB/div
Ref 21.00 dBm
Log
Mkr1 23.980 GHz
-52.731 dBm
Start 10.000 GHz
#Res BW 100 kHz
#VBW 300 kHz
Stop 25.000 GHz
Sweep 1.43 s (1001 pts)
Peak Search
Next Peak
Next Pk Right
Next Pk Left
Marker Delta
Mkr→CF
Mkr→Ref Lvl
More
1 of 2
Align Now, All required

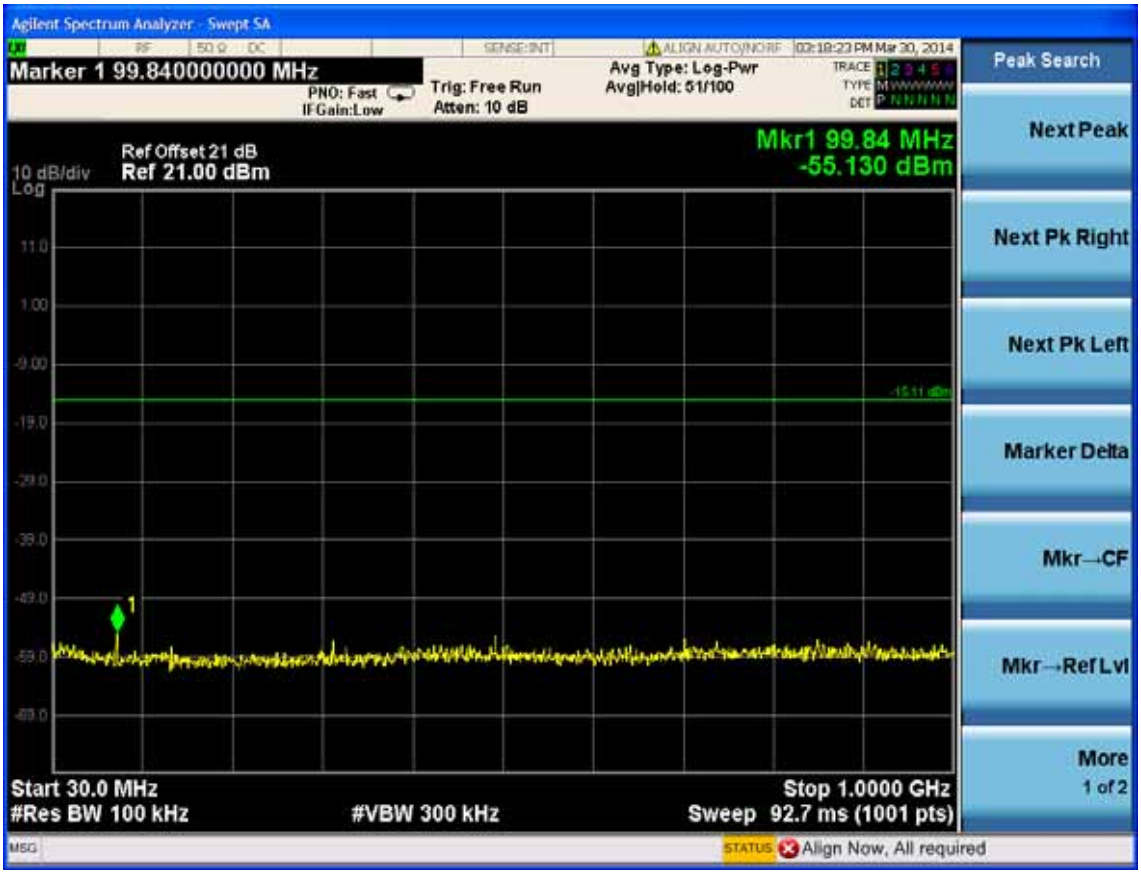
Agilent Spectrum Analyzer - Swept SA
Marker 1 99.840000000 MHz
PNO: Fast
IFGain:Low
Trig: Free Run
Atten: 10 dB
Avg Type: Log-Pwr
Avg|Hold: 51/100
02:18:23 PM Mar 30, 2014
Ref Offset 21 dB
10 dB/div
Ref 21.00 dBm
Log
Mkr1 99.84 MHz
-55.130 dBm
Start 30.0 MHz
#Res BW 100 kHz
#VBW 300 kHz
Stop 1.0000 GHz
Sweep 92.7 ms (1001 pts)
Peak Search
Next Peak
Next Pk Right
Next Pk Left
Marker Delta
Mkr→CF
Mkr→Ref Lvl
More
1 of 2
Align Now, All required

Test CH11: 2462MHz

Agilent Spectrum Analyzer - Swept SA
Marker 1 24.805000000000 GHz
PNO: Fast
IFGain:Low
Trig: Free Run
Atten: 10 dB
Avg Type: Log-Pwr
Avg|Hold: 8/100
02:11:34 PM Mar 30, 2014
Ref Offset 21 dB
10 dB/div
Ref 21.00 dBm
Log
Mkr1 24.805 GHz
-52.247 dBm
Start 10.000 GHz
#Res BW 100 kHz
#VBW 300 kHz
Stop 25.000 GHz
Sweep 1.43 s (1001 pts)
Peak Search
Next Peak
Next Pk Right
Next Pk Left
Marker Delta
Mkr→CF
Mkr→Ref Lvl
More
1 of 2
Align Now, All required

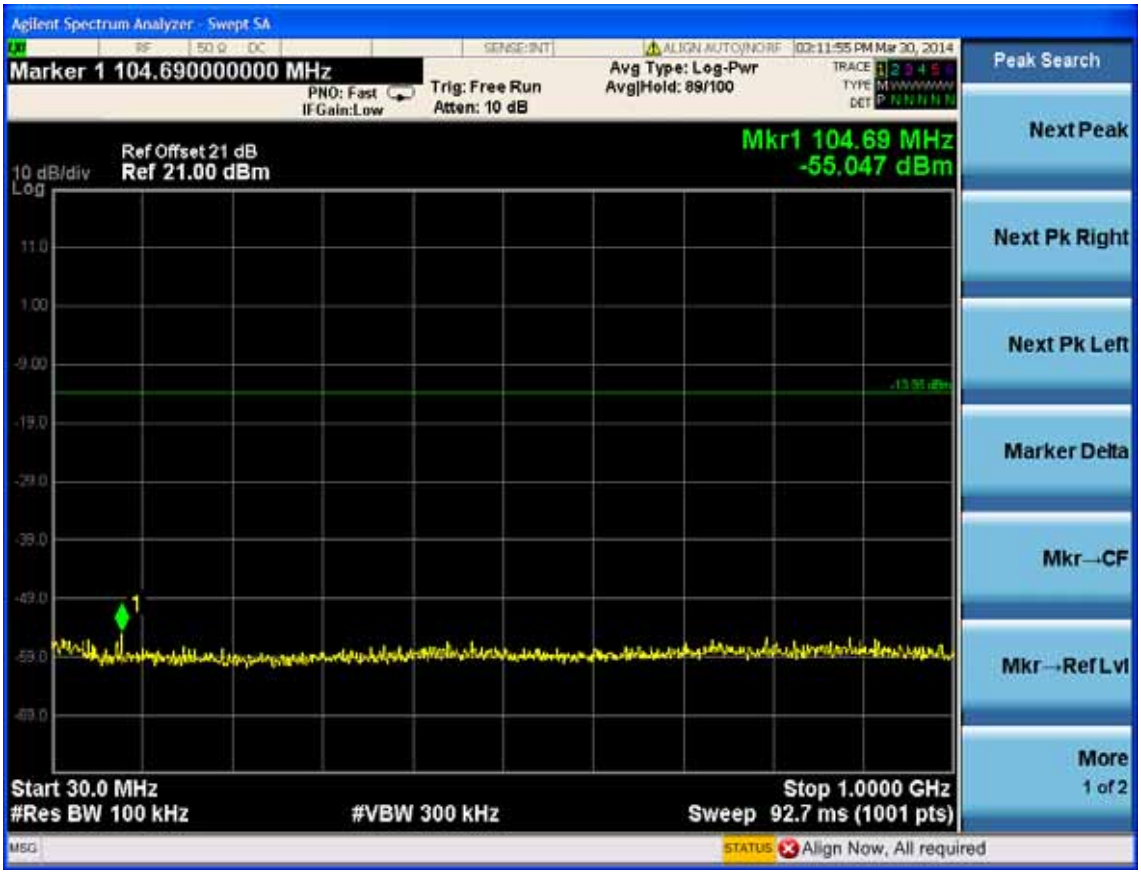
Agilent Spectrum Analyzer - Swept SA
Marker 1 104.690000000 MHz
PNO: Fast
IFGain:Low
Trig: Free Run
Atten: 10 dB
Avg Type: Log-Pwr
Avg|Hold: 89/100
02:11:55 PM Mar 30, 2014
Ref Offset 21 dB
10 dB/div
Ref 21.00 dBm
Log
Mkr1 104.69 MHz
-55.047 dBm
Start 30.0 MHz
#Res BW 100 kHz
#VBW 300 kHz
Stop 1.0000 GHz
Sweep 92.7 ms (1001 pts)
Peak Search
Next Peak
Next Pk Right
Next Pk Left
Marker Delta
Mkr→CF
Mkr→Ref Lvl
More
1 of 2
Align Now, All required

Test Mode: IEEE 11nTH20
Test CH1: 2412MHz

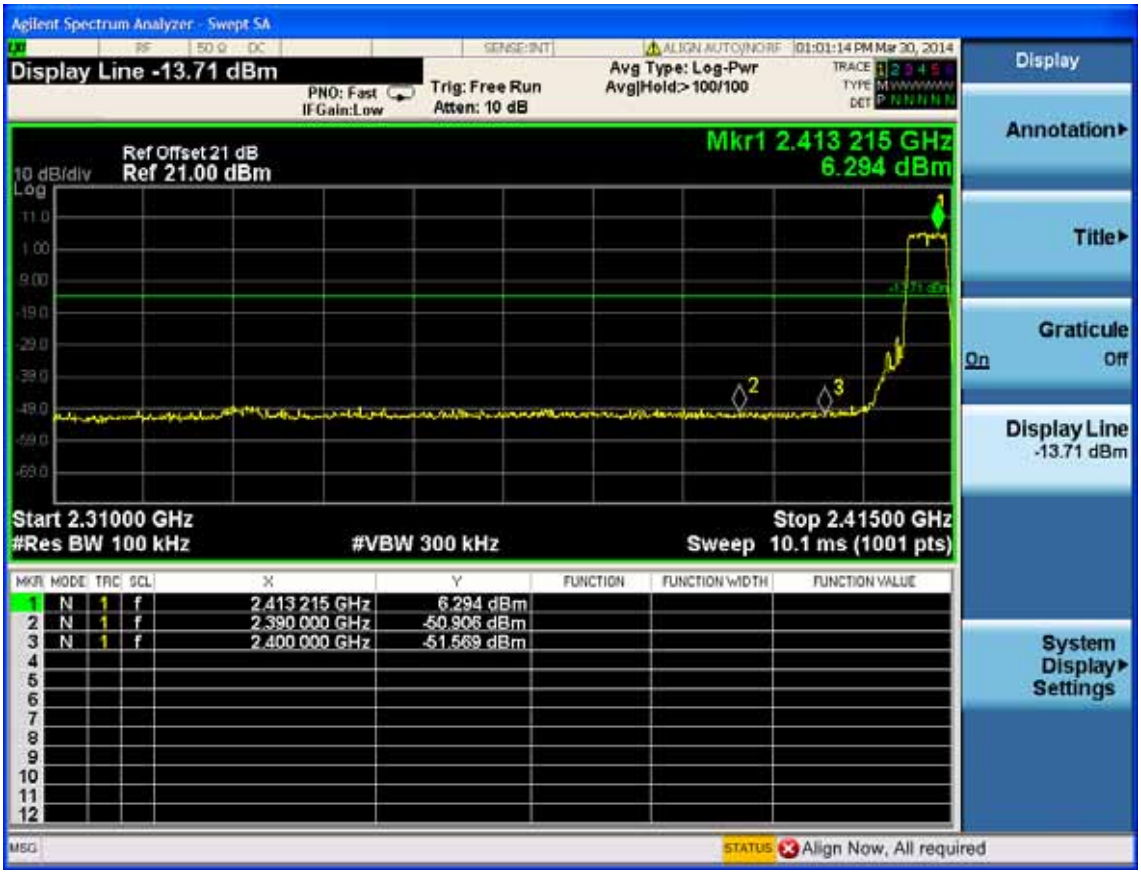

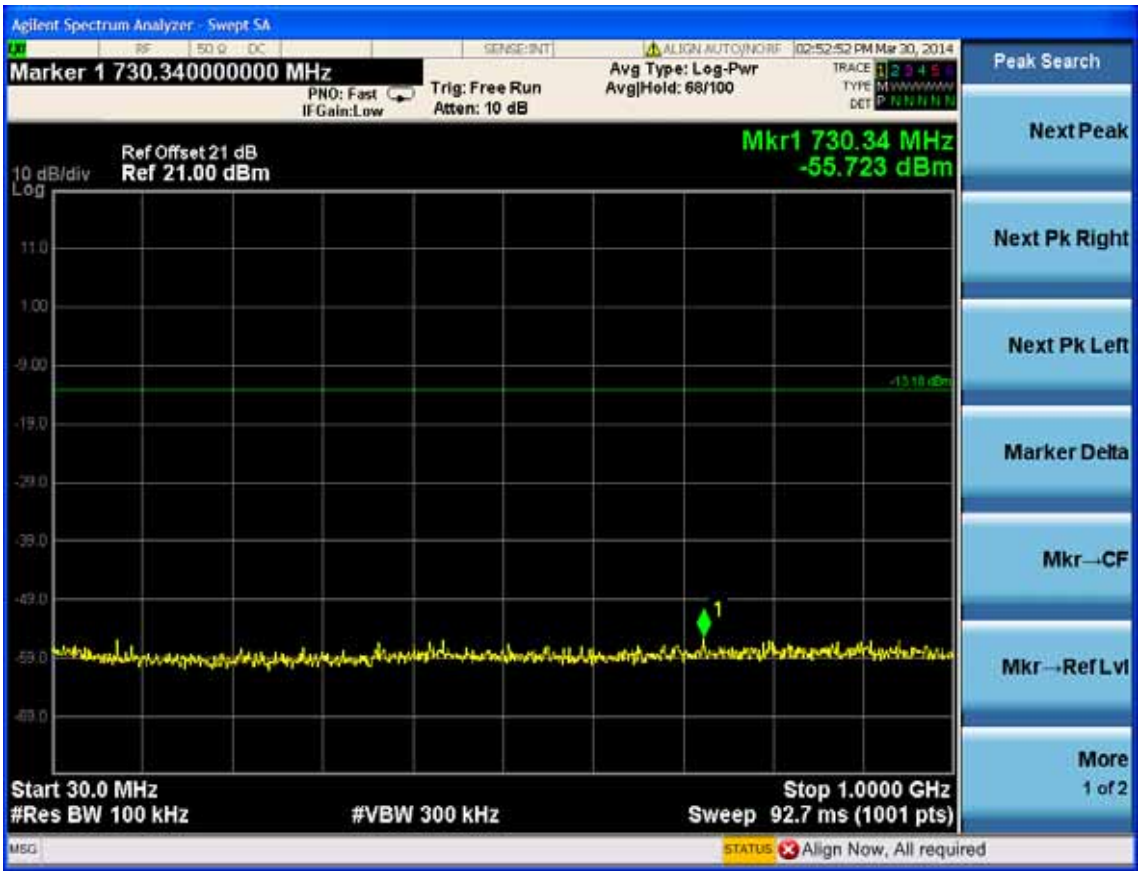
Agilent Spectrum Analyzer - Swept SA
Marker 1 730.340000000 MHz
PNO: Fast
IFGain:Low
Trig: Free Run
Atten: 10 dB
Avg Type: Log-Pwr
Avg|Hold: 68/100
02:52:52 PM Mar 30, 2014
Ref Offset 21 dB
10 dB/div
Ref 21.00 dBm
Log
Mkr1 730.34 MHz
-55.723 dBm
Start 30.0 MHz
#Res BW 100 kHz
#VBW 300 kHz
Stop 1.0000 GHz
Sweep 92.7 ms (1001 pts)
Peak Search
Next Peak
Next Pk Right
Next Pk Left
Marker Delta
Mkr→CF
Mkr→Ref Lvl
More
1 of 2
Align Now, All required

Agilent Spectrum Analyzer - Swept SA
Display Line -13.18 dBm
PNO: Fast
IFGain:Low
Trig: Free Run
Atten: 10 dB
Avg Type: Log-Pwr
Avg|Hold: 42/100
02:52:19 PM Mar 30, 2014
Ref Offset 21 dB
10 dB/div
Ref 21.00 dBm
Log
Mkr1 2.413 GHz
6.822 dBm
Start 1.000 GHz
#Res BW 100 kHz
#VBW 300 kHz
Stop 10.000 GHz
Sweep 860 ms (1001 pts)
Display
Annotation
Title
Graticule
On
Off
Display Line
-13.18 dBm
System Display Settings
Input Overload;ADC over range

Test CH6: 2437MHz

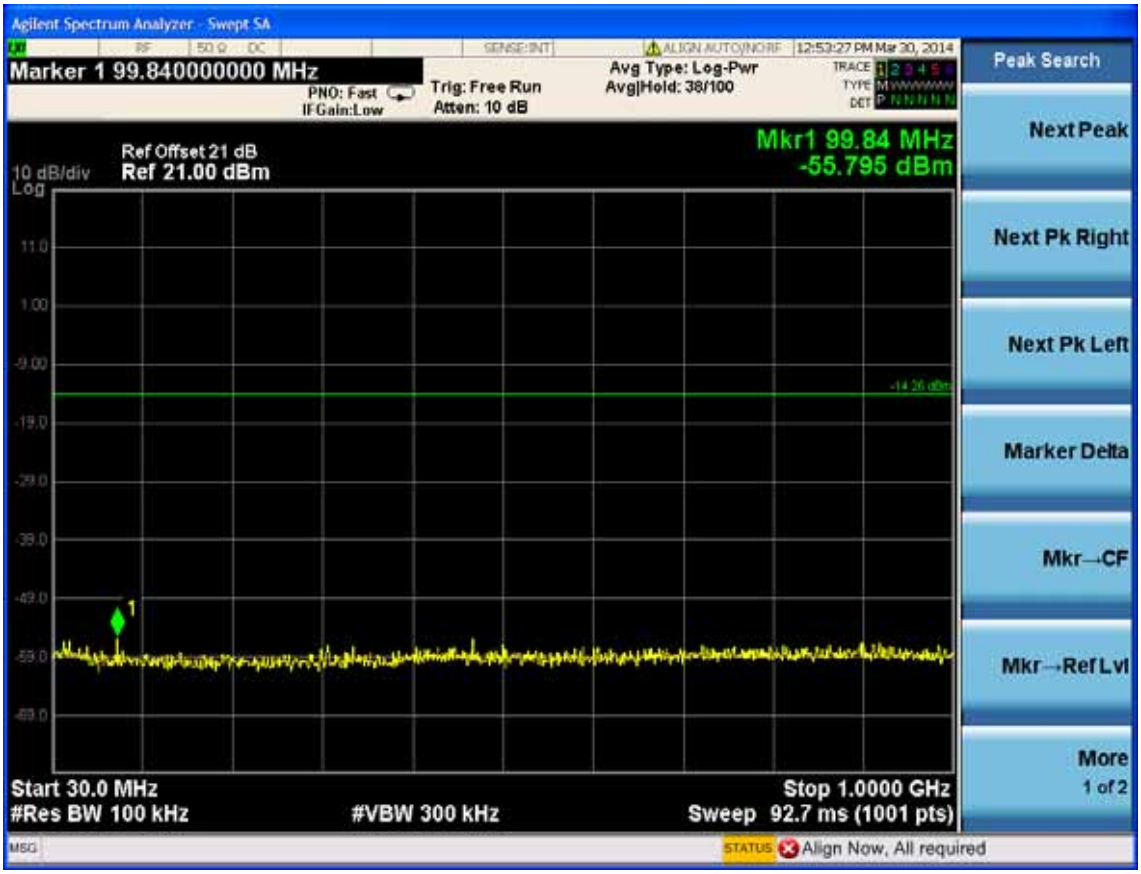

Test CH11: 2462MHz

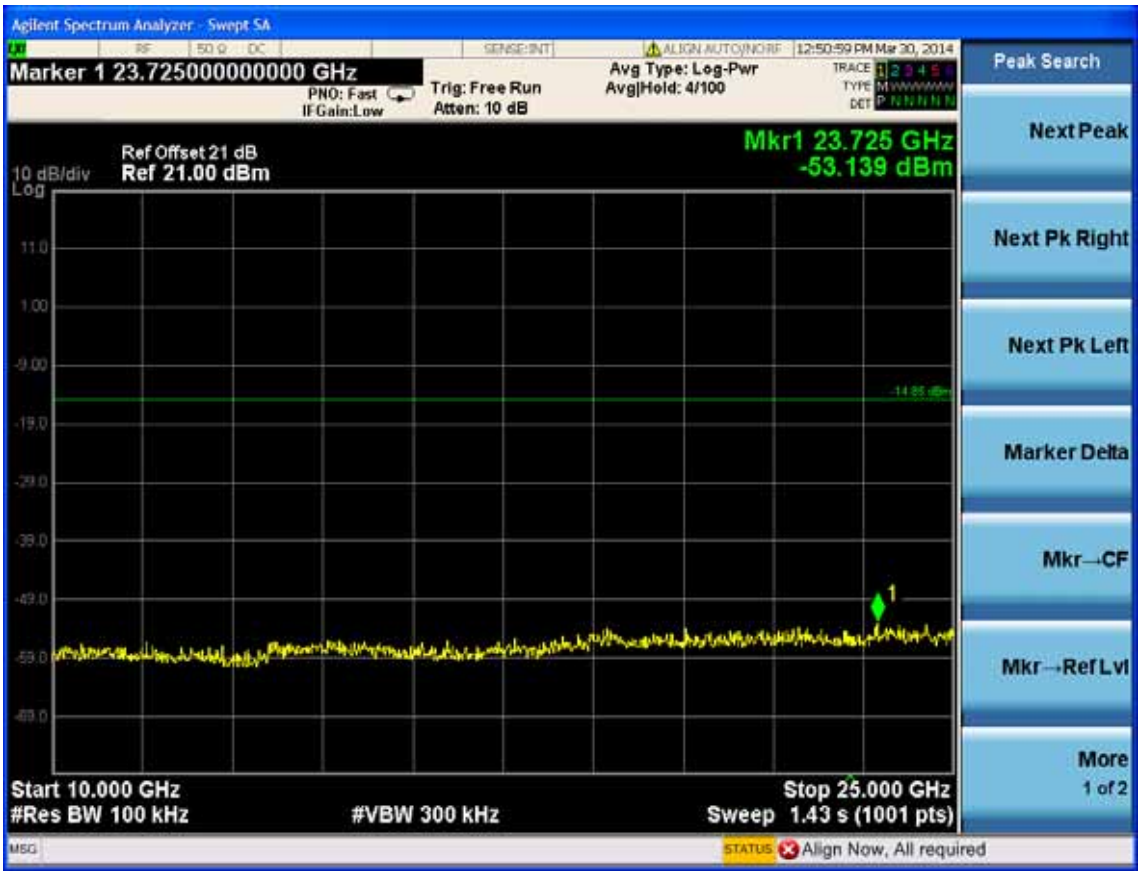
Agilent Spectrum Analyzer - Swept SA
Marker 1 23.725000000000 GHz
PNO: Fast
IFGain:Low
Trig: Free Run
Atten: 10 dB
Avg Type: Log-Pwr
Avg|Hold: 4/100
12:50:59 PM Mar 30, 2014
Ref Offset 21 dB
10 dB/div
Ref 21.00 dBm
Mkr1 23.725 GHz
-53.139 dBm
Start 10.000 GHz
#Res BW 100 kHz
#VBW 300 kHz
Stop 25.000 GHz
Sweep 1.43 s (1001 pts)
Peak Search
Next Peak
Next Pk Right
Next Pk Left
Marker Delta
Mkr→CF
Mkr→Ref Lvl
More
1 of 2
Align Now, All required

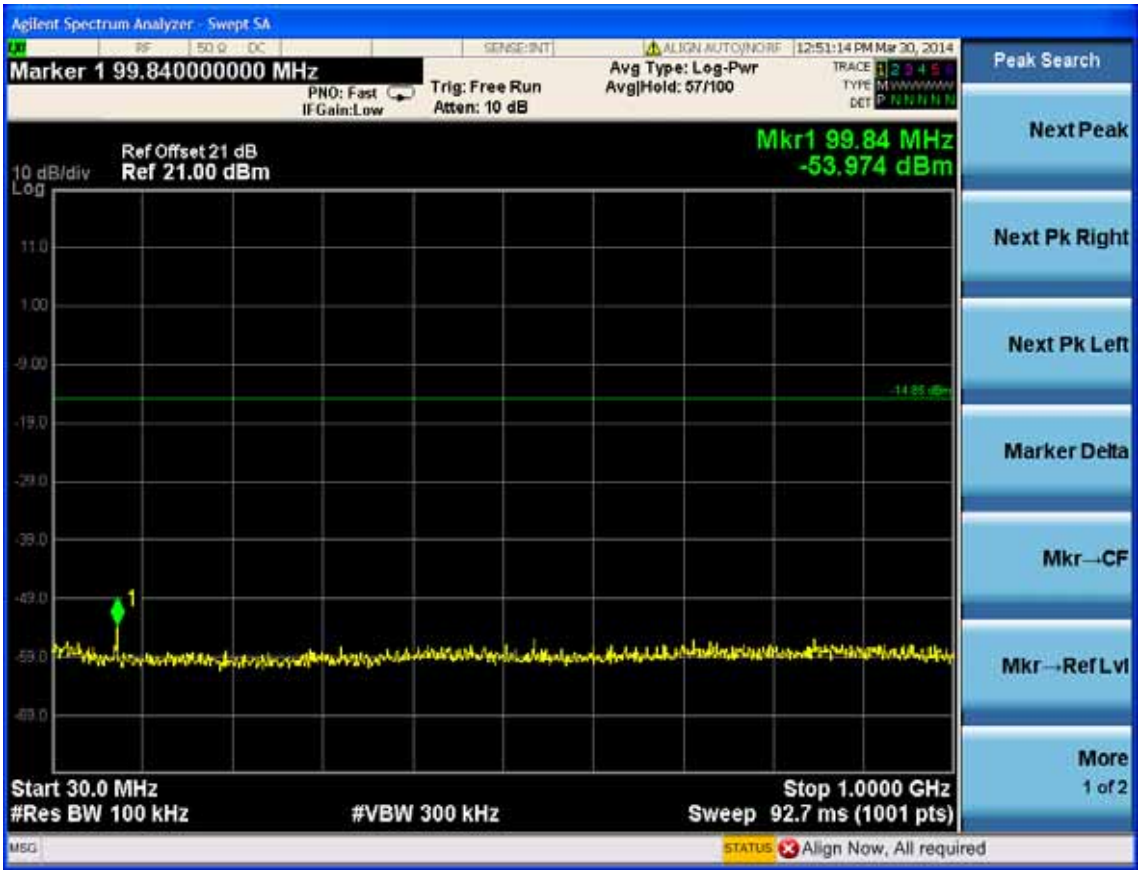
Agilent Spectrum Analyzer - Swept SA
Marker 1 99.840000000 MHz
PNO: Fast
IFGain:Low
Trig: Free Run
Atten: 10 dB
Avg Type: Log-Pwr
Avg|Hold: 57/100
12:51:14 PM Mar 30, 2014
Ref Offset 21 dB
10 dB/div
Ref 21.00 dBm
Mkr1 99.84 MHz
-53.974 dBm
Start 30.0 MHz
#Res BW 100 kHz
#VBW 300 kHz
Stop 1.0000 GHz
Sweep 92.7 ms (1001 pts)
Peak Search
Next Peak
Next Pk Right
Next Pk Left
Marker Delta
Mkr→CF
Mkr→Ref Lvl
More
1 of 2
Align Now, All required

5MHz Antenna: J3
Test Mode: IEEE 802.11b
Test CH1: 2412MHz

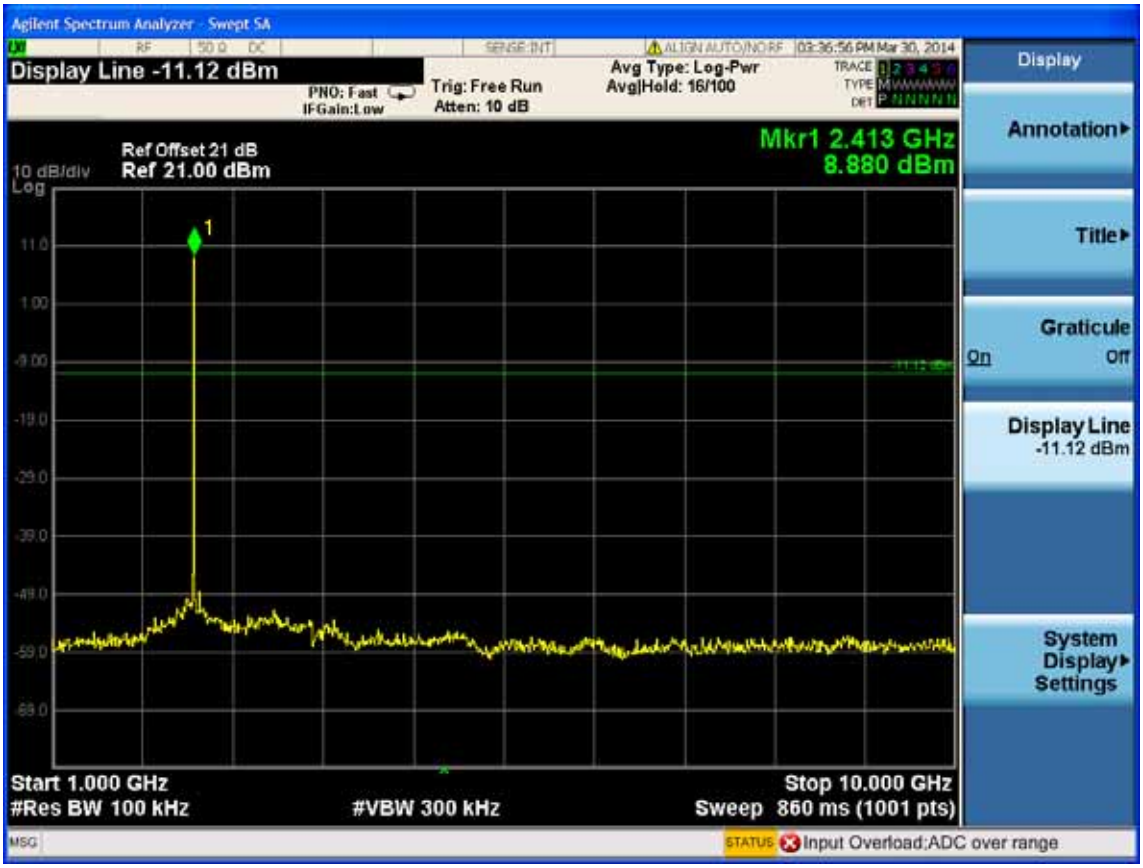

Agilent Spectrum Analyzer - Swept SA
Marker 1 24.670000000000 GHz
PNO: Fast
IFGain:Low
Trig: Free Run
Atten: 10 dB
Avg Type: Log-Pwr
Avg|Hold: 3/100
03:37:08 PM Mar 30, 2014
Ref Offset 21 dB
10 dB/div
Ref 21.00 dBm
Log
Mkr1 24.670 GHz
-52.549 dBm
Start 10.000 GHz
#Res BW 100 kHz
#VBW 300 kHz
Stop 25.000 GHz
Sweep 1.43 s (1001 pts)
Peak Search
Next Peak
Next Pk Right
Next Pk Left
Marker Delta
Mkr→CF
Mkr→Ref Lvl
More
1 of 2
Align Now, All required

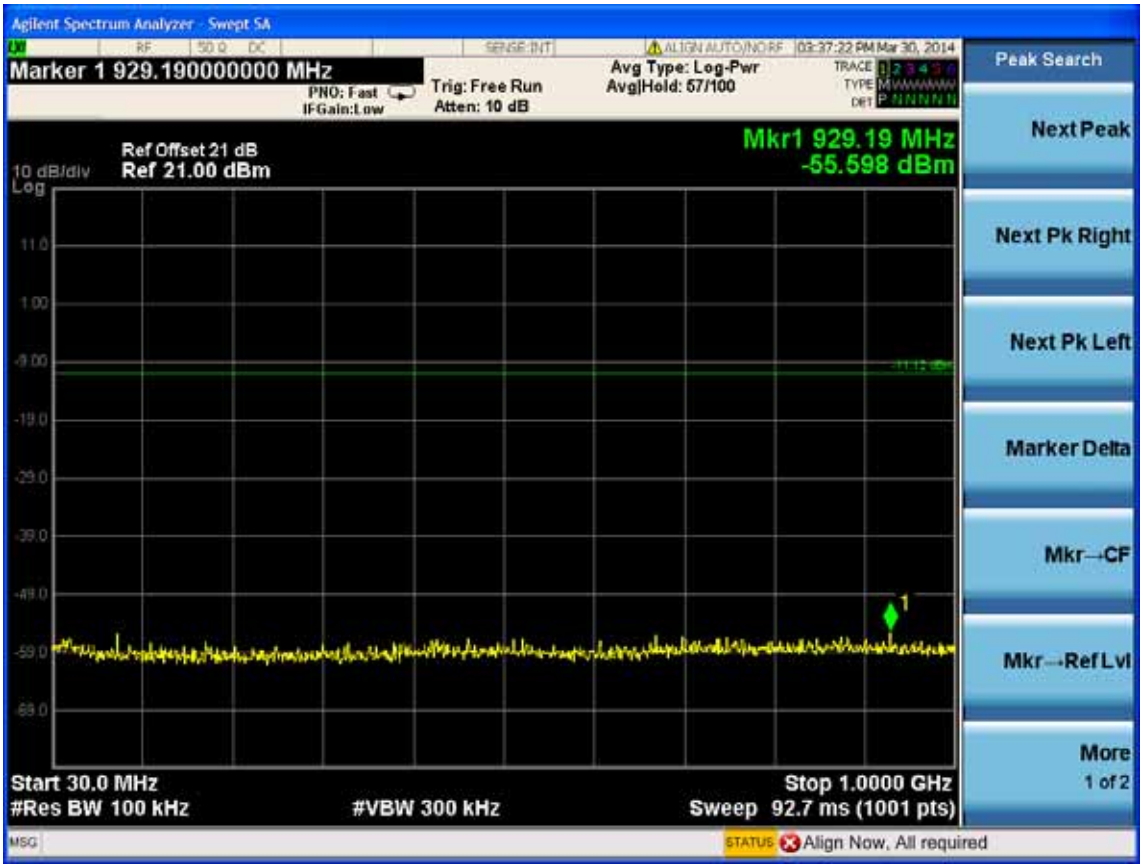
Agilent Spectrum Analyzer - Swept SA
Marker 1 929.190000000 MHz
PNO: Fast
IFGain:Low
Trig: Free Run
Atten: 10 dB
Avg Type: Log-Pwr
Avg|Hold: 57/100
03:37:22 PM Mar 30, 2014
Ref Offset 21 dB
10 dB/div
Ref 21.00 dBm
Log
Mkr1 929.19 MHz
-55.598 dBm
Start 30.0 MHz
#Res BW 100 kHz
#VBW 300 kHz
Stop 1.0000 GHz
Sweep 92.7 ms (1001 pts)
Peak Search
Next Peak
Next Pk Right
Next Pk Left
Marker Delta
Mkr→CF
Mkr→Ref Lvl
More
1 of 2
Align Now, All required

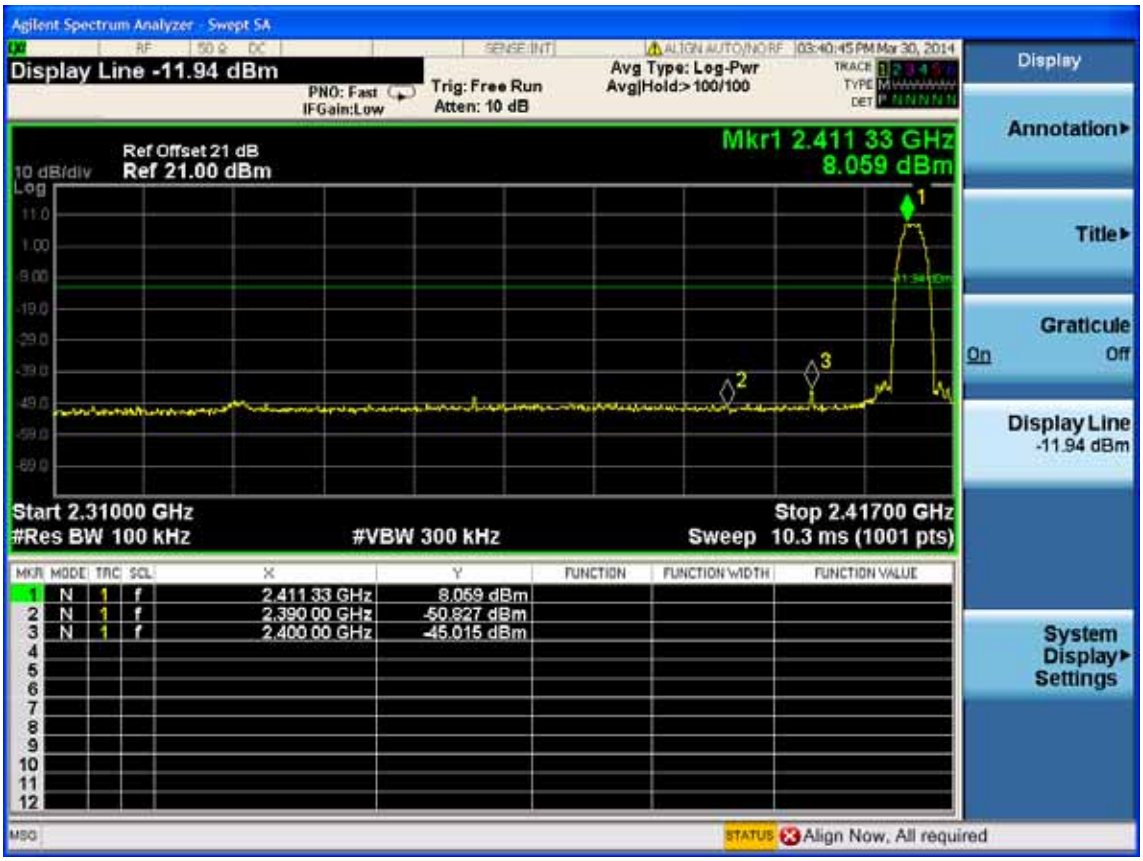

Test CH6: 2437MHz

Agilent Spectrum Analyzer - Swept SA
Marker 1 23.905000000000 GHz
PNO: Fast
IFGain:Low
Trig: Free Run
Atten: 10 dB
Avg Type: Log-Pwr
Avg|Hold: 8/100
Ref Offset 21 dB
10 dB/div
Ref 21.00 dBm
Mkr1 23.905 GHz
-53.160 dBm
Start 10.000 GHz
#Res BW 100 kHz
#VBW 300 kHz
Stop 25.000 GHz
Sweep 1.43 s (1001 pts)
Peak Search
Next Peak
Next Pk Right
Next Pk Left
Marker Delta
Mkr→CF
Mkr→Ref Lvl
More
1 of 2
Align Now, All required

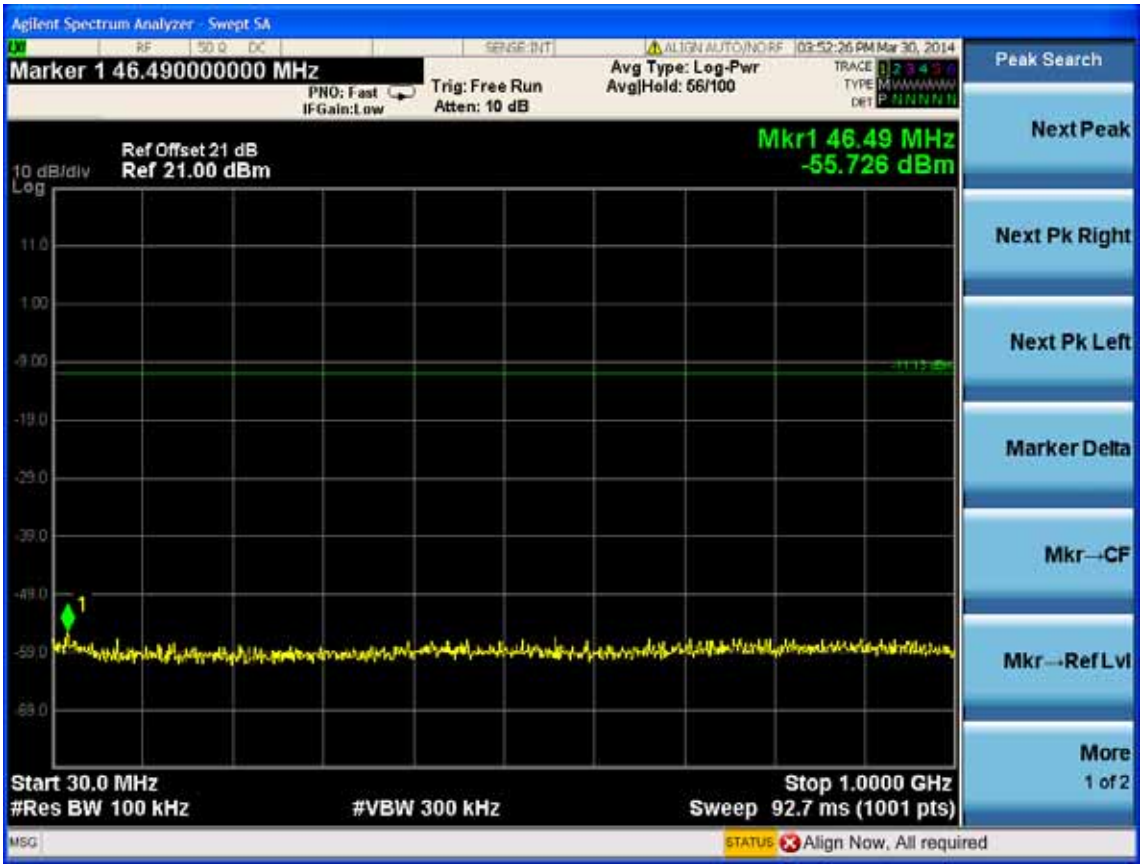
Agilent Spectrum Analyzer - Swept SA
Marker 1 46.490000000 MHz
PNO: Fast
IFGain:Low
Trig: Free Run
Atten: 10 dB
Avg Type: Log-Pwr
Avg|Hold: 56/100
Ref Offset 21 dB
10 dB/div
Ref 21.00 dBm
Mkr1 46.49 MHz
-55.726 dBm
Start 30.0 MHz
#Res BW 100 kHz
#VBW 300 kHz
Stop 1.0000 GHz
Sweep 92.7 ms (1001 pts)
Peak Search
Next Peak
Next Pk Right
Next Pk Left
Marker Delta
Mkr→CF
Mkr→Ref Lvl
More
1 of 2
Align Now, All required

Test CH11: 2462MHz

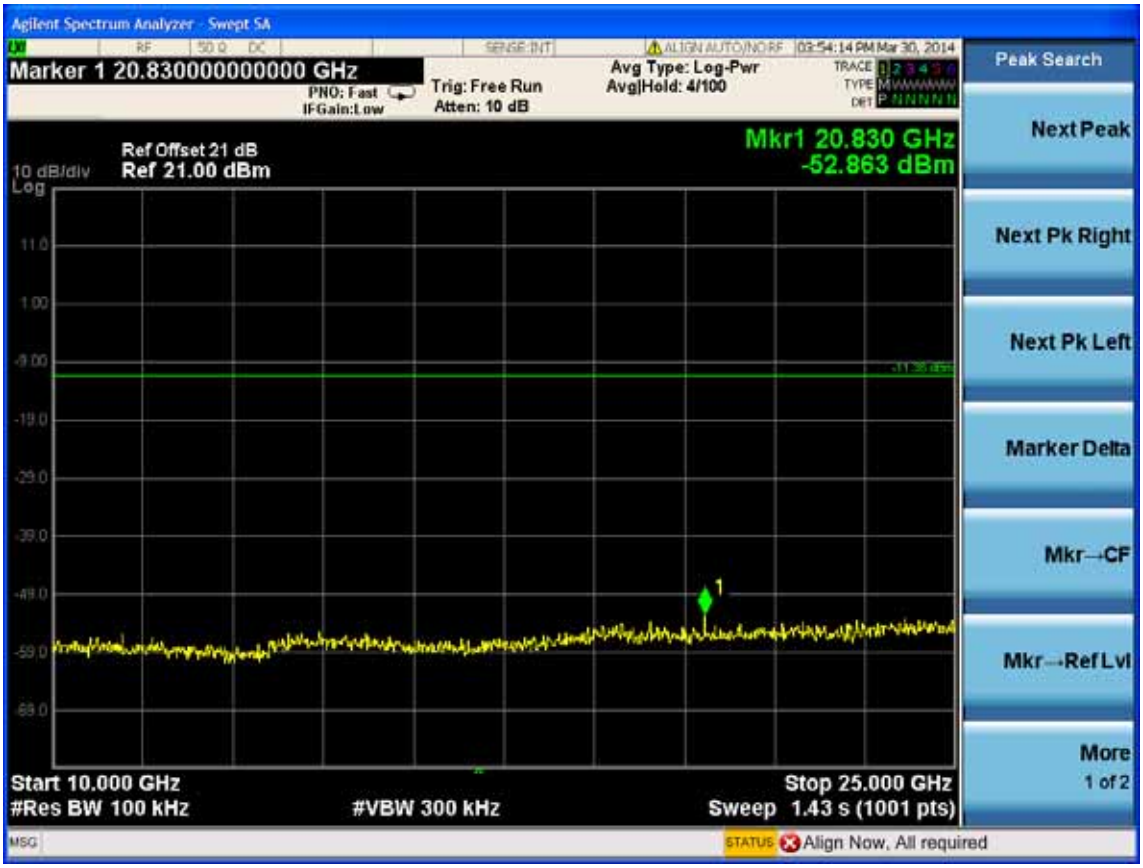

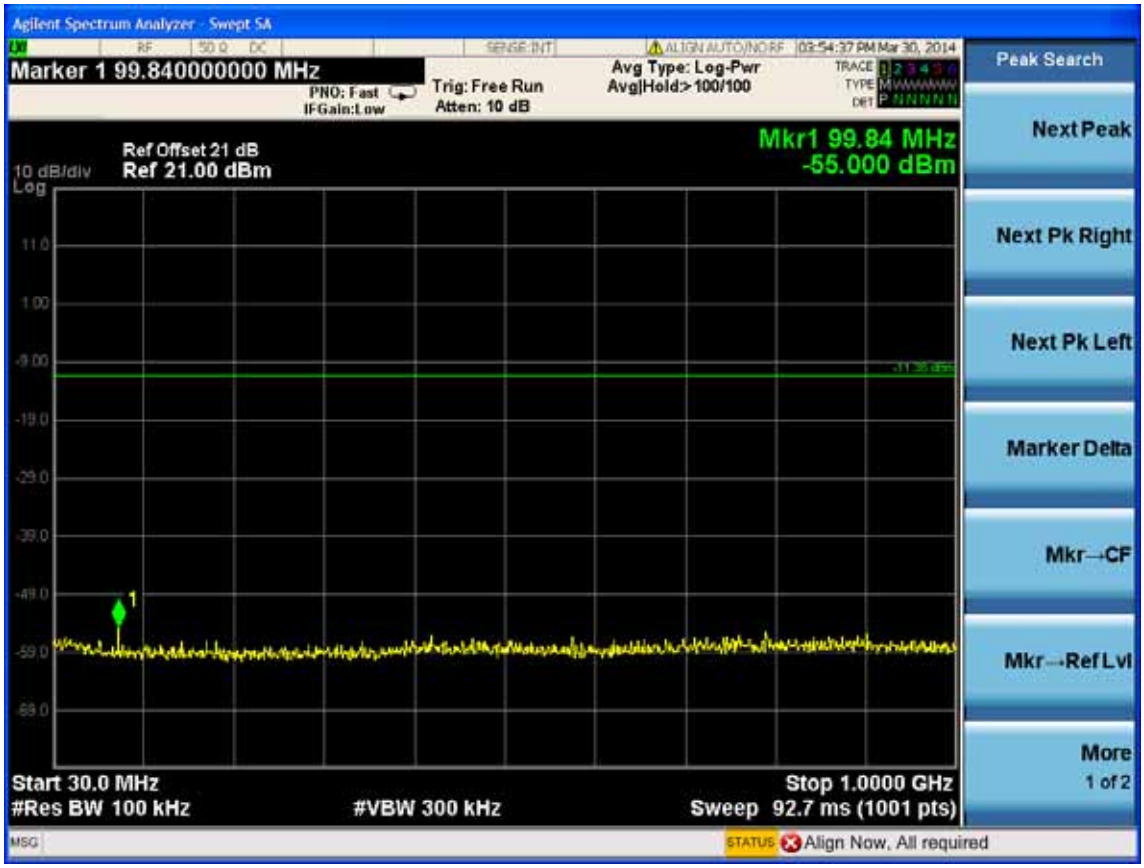
Agilent Spectrum Analyzer - Swept SA
Marker 1 99.840000000 MHz
PNO: Fast
IFGain:Low
Trig: Free Run
Atten: 10 dB
Avg Type: Log-Pwr
Avg|Hold:>100/100
03:54:37 PM Mar 30, 2014
Ref Offset 21 dB
10 dB/div
Ref 21.00 dBm
Log
Mkr1 99.84 MHz
-55.000 dBm
Start 30.0 MHz
#Res BW 100 kHz
#VBW 300 kHz
Stop 1.0000 GHz
Sweep 92.7 ms (1001 pts)
Peak Search
Next Peak
Next Pk Right
Next Pk Left
Marker Delta
Mkr→CF
Mkr→Ref Lvl
More
1 of 2
Align Now, All required

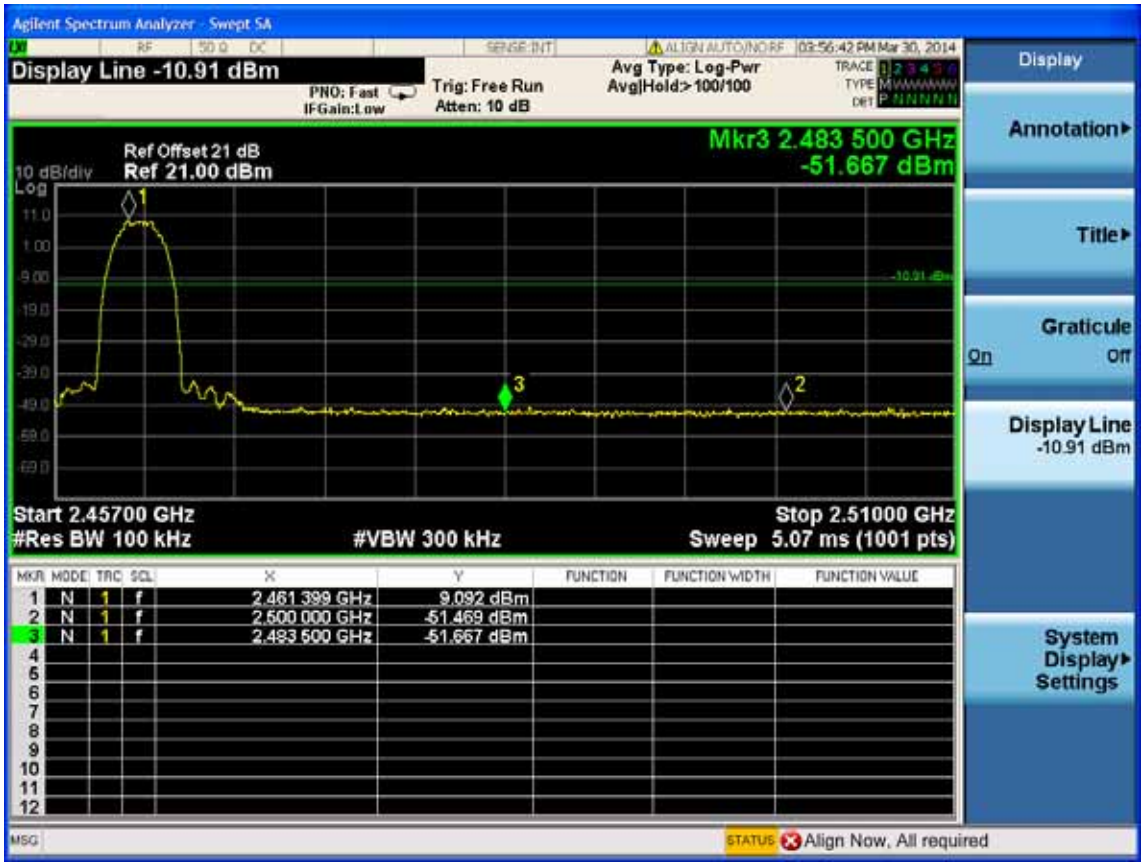
Agilent Spectrum Analyzer - Swept SA
Display Line -10.91 dBm
PNO: Fast
IFGain:Low
Trig: Free Run
Atten: 10 dB
Avg Type: Log-Pwr
Avg|Hold:>100/100
03:56:42 PM Mar 30, 2014
Ref Offset 21 dB
10 dB/div
Ref 21.00 dBm
Log
Mkr3 2.483 500 GHz
-51.667 dBm
Start 2.45700 GHz
#Res BW 100 kHz
#VBW 300 kHz
Stop 2.51000 GHz
Sweep 5.07 ms (1001 pts)
MKR MODE TRC SCL X Y FUNCTION FUNCTION WIDTH FUNCTION VALUE
1 N 1 f 2.461 399 GHz 9.092 dBm
2 N 1 f 2.500 000 GHz -51.469 dBm
3 N 1 f 2.483 500 GHz -51.667 dBm
Display
Annotation
Title
Graticule
On Off
Display Line
-10.91 dBm
System Display Settings
Align Now, All required

Test Mode: IEEE 802.11g
Test CH1: 2412MHz

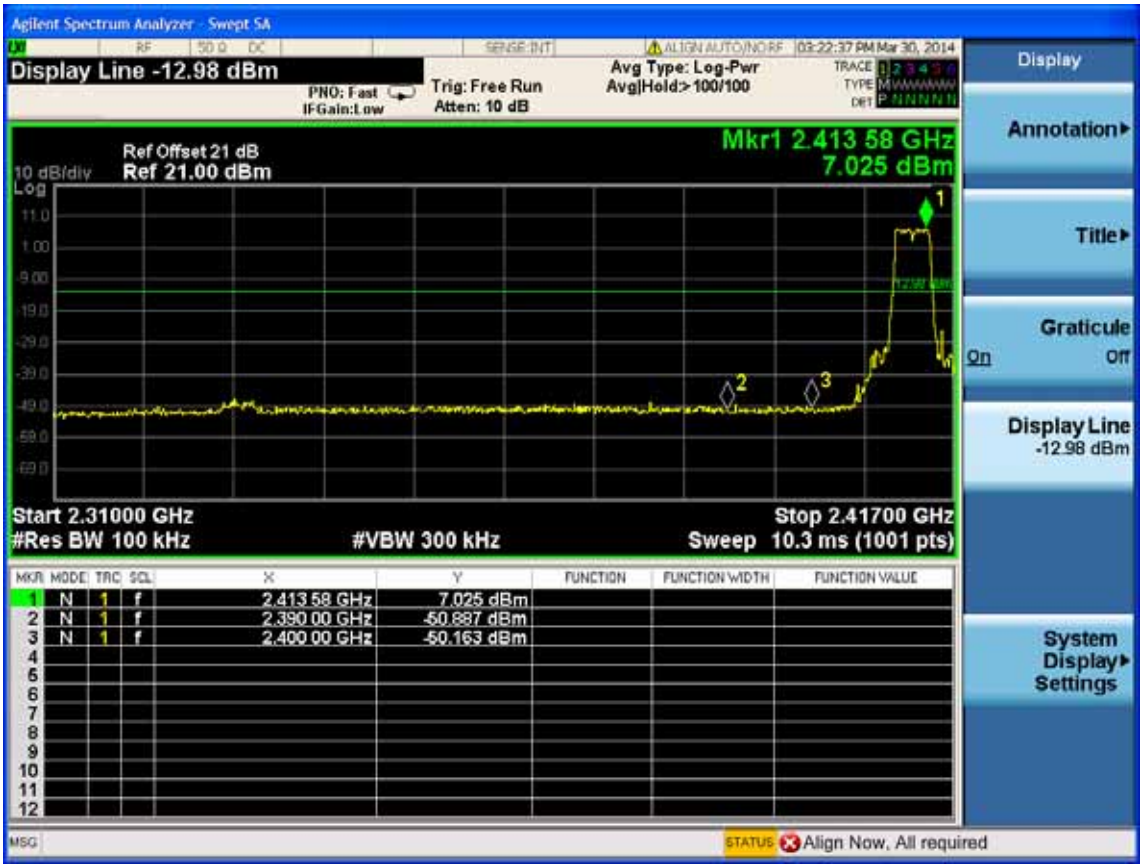

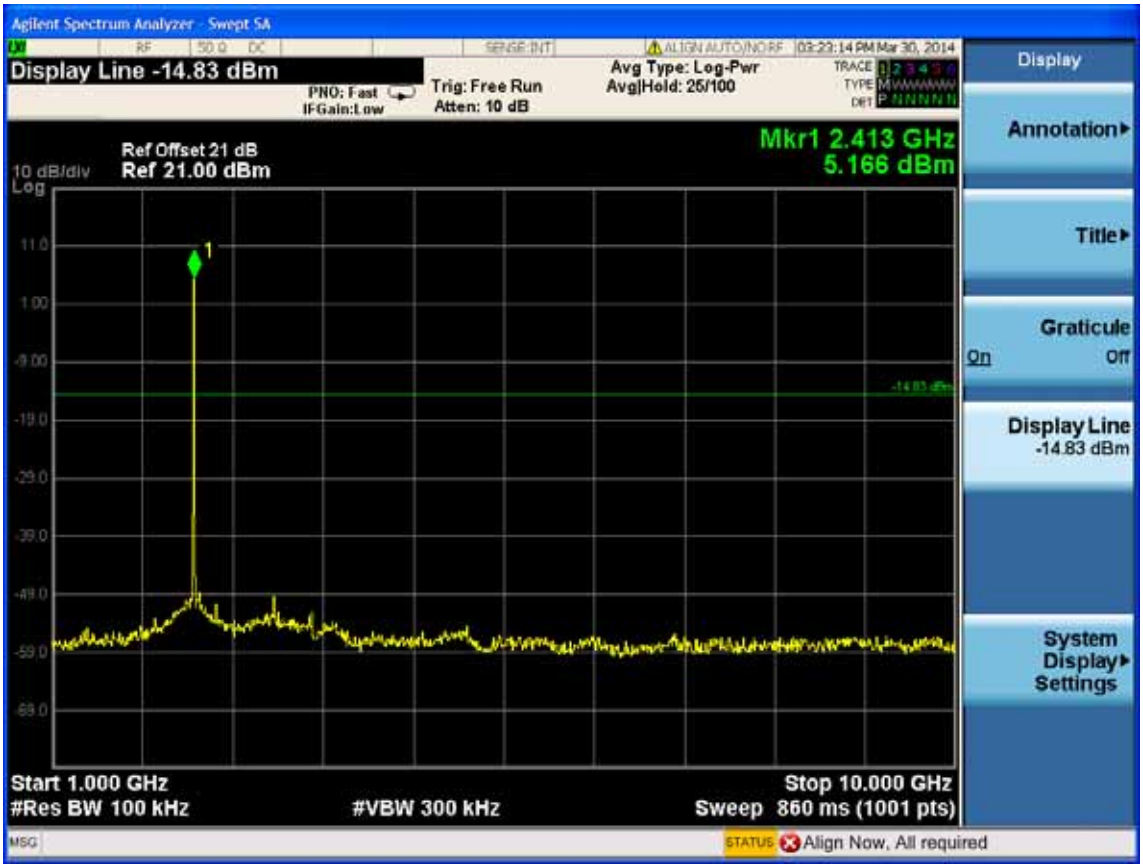

Agilent Spectrum Analyzer - Swept SA
Marker 1 24.715000000000 GHz
PNO: Fast
IFGain:Low
Trig: Free Run
Atten: 10 dB
Avg Type: Log-Pwr
Avg|Hold: 7/100
03:23:33 PM Mar 30, 2014
Ref Offset 21 dB
10 dB/div
Ref 21.00 dBm
Log
Mkr1 24.715 GHz
-52.842 dBm
Start 10.000 GHz
#Res BW 100 kHz
#VBW 300 kHz
Stop 25.000 GHz
Sweep 1.43 s (1001 pts)
Peak Search
Next Peak
Next Pk Right
Next Pk Left
Marker Delta
Mkr→CF
Mkr→Ref Lvl
More
1 of 2
Align Now, All required

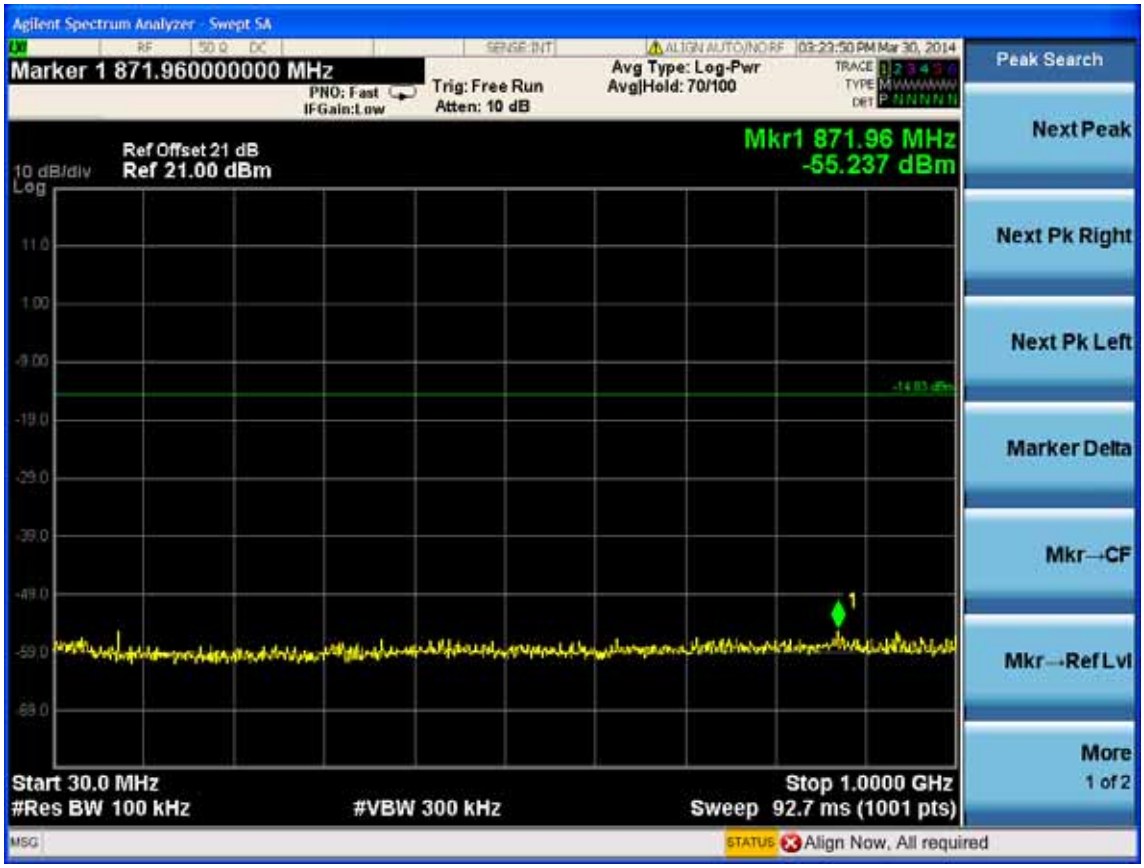
Agilent Spectrum Analyzer - Swept SA
Marker 1 871.960000000 MHz
PNO: Fast
IFGain:Low
Trig: Free Run
Atten: 10 dB
Avg Type: Log-Pwr
Avg|Hold: 70/100
03:23:50 PM Mar 30, 2014
Ref Offset 21 dB
10 dB/div
Ref 21.00 dBm
Log
Mkr1 871.96 MHz
-55.237 dBm
Start 30.0 MHz
#Res BW 100 kHz
#VBW 300 kHz
Stop 1.0000 GHz
Sweep 92.7 ms (1001 pts)
Peak Search
Next Peak
Next Pk Right
Next Pk Left
Marker Delta
Mkr→CF
Mkr→Ref Lvl
More
1 of 2
Align Now, All required

Test CH6: 2437MHz

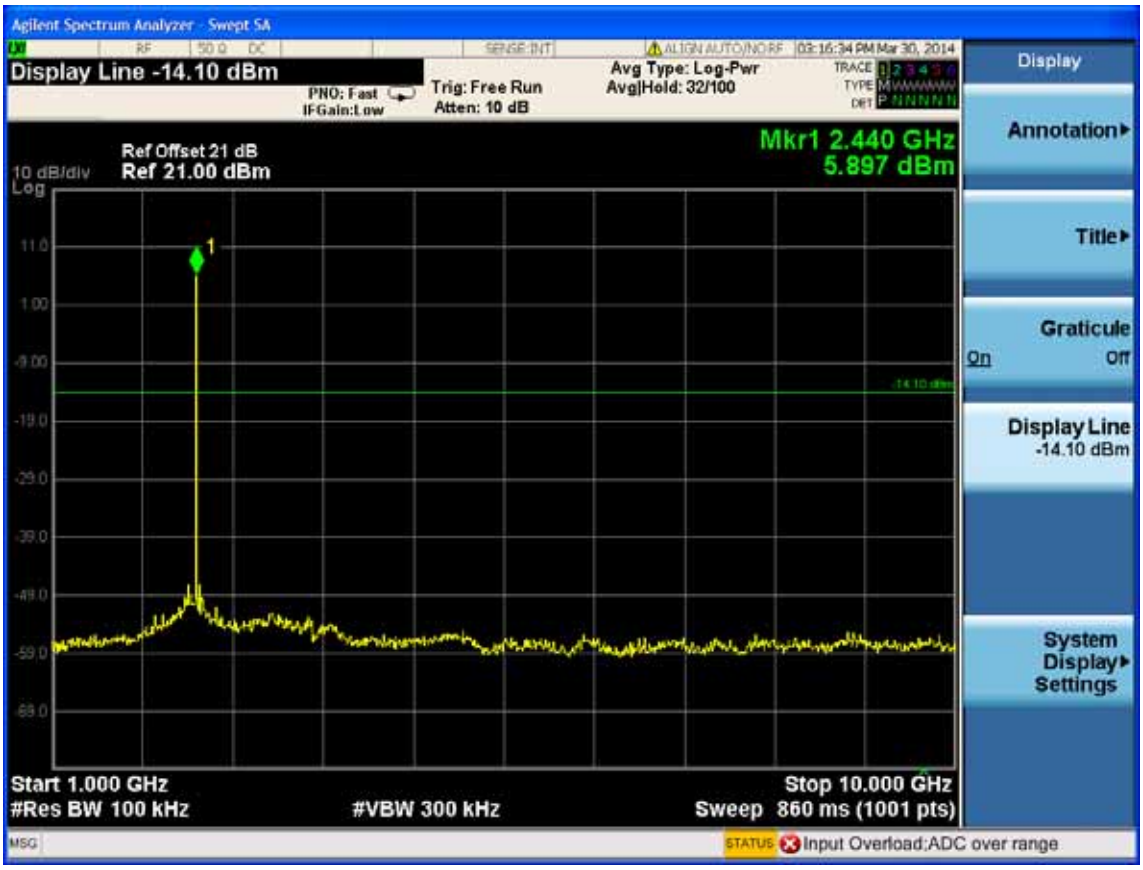

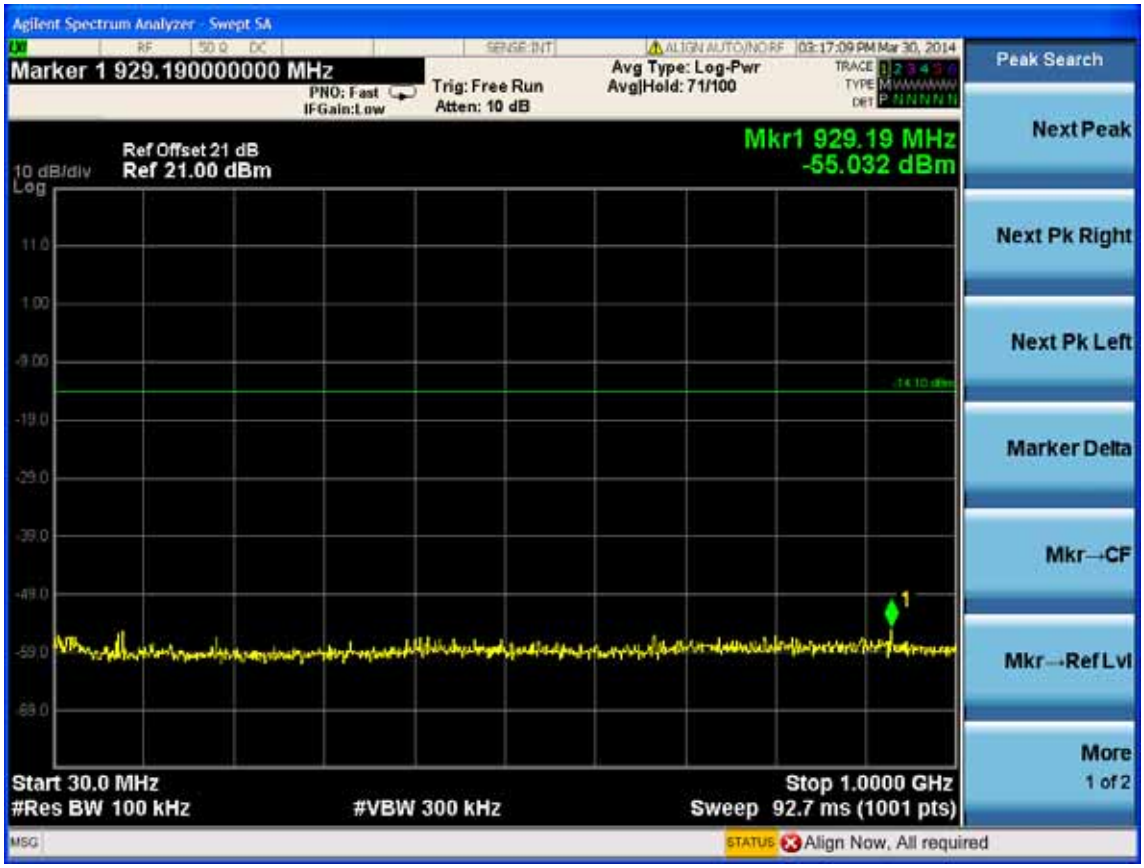

Test CH11: 2462MHz

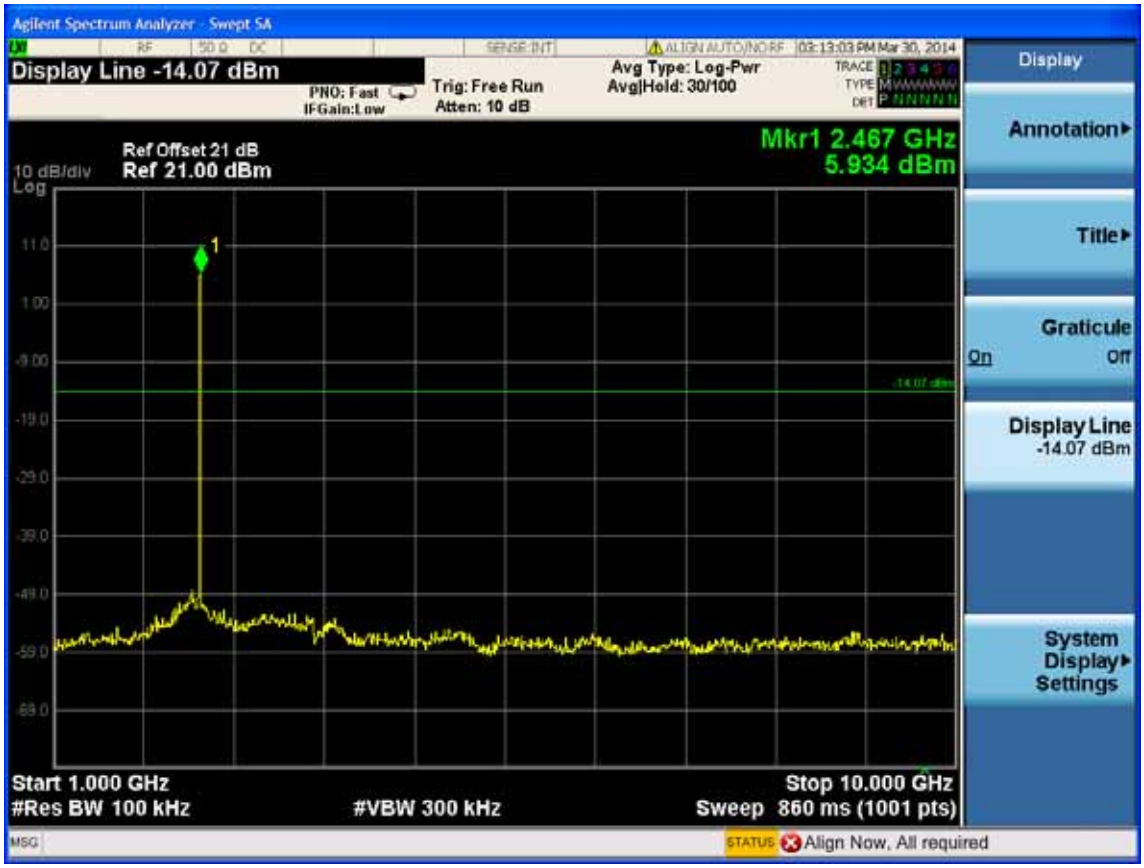

Agilent Spectrum Analyzer - Swept SA
Marker 1 23.890000000000 GHz
PNO: Fast
IFGain:Low
Trig: Free Run
Atten: 10 dB
Avg Type: Log-Pwr
Avg|Hold: 3/100
03:13:17 PM Mar 30, 2014
Ref Offset 21 dB
10 dB/div
Ref 21.00 dBm
Log
Mkr1 23.890 GHz
-53.203 dBm
Start 10.000 GHz
#Res BW 100 kHz
#VBW 300 kHz
Stop 25.000 GHz
Sweep 1.43 s (1001 pts)
Peak Search
Next Peak
Next Pk Right
Next Pk Left
Marker Delta
Mkr→CF
Mkr→Ref Lvl
More
1 of 2
Align Now, All required

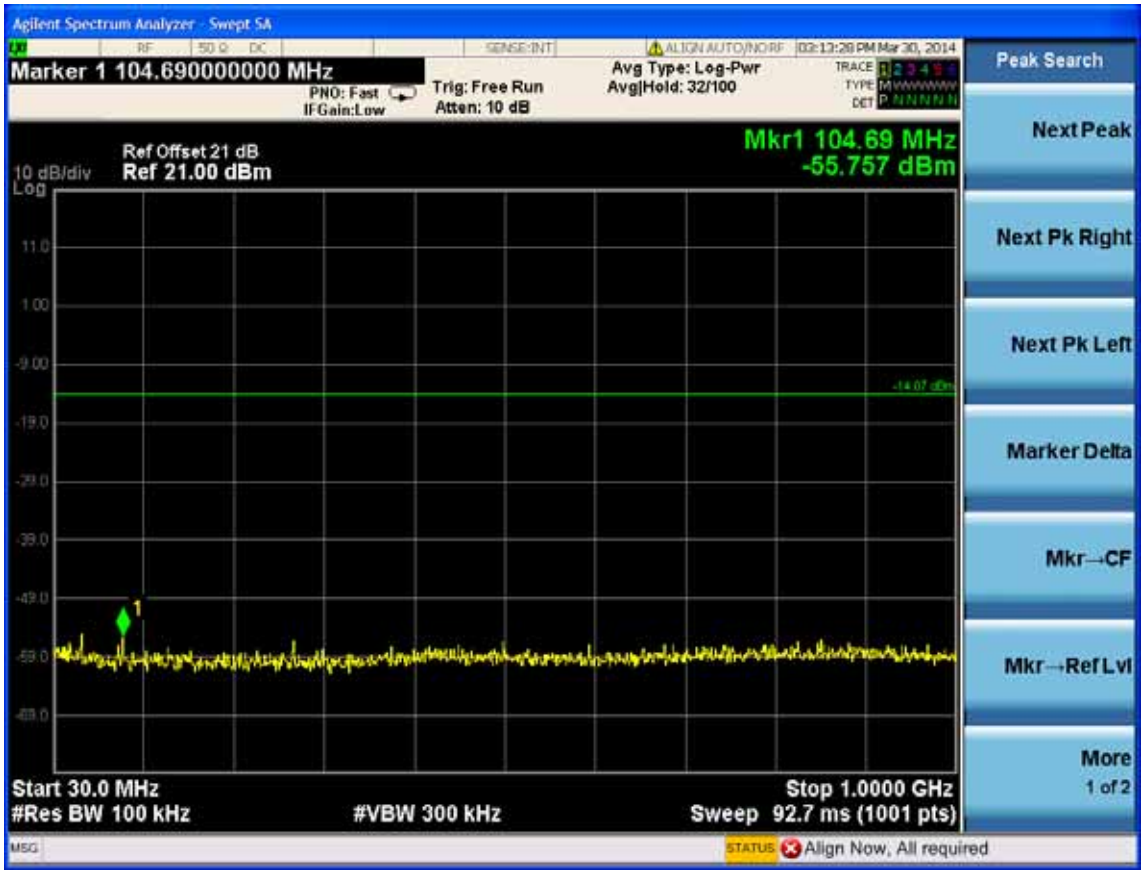
Agilent Spectrum Analyzer - Swept SA
Marker 1 104.690000000 MHz
PNO: Fast
IFGain:Low
Trig: Free Run
Atten: 10 dB
Avg Type: Log-Pwr
Avg|Hold: 32/100
03:13:28 PM Mar 30, 2014
Ref Offset 21 dB
10 dB/div
Ref 21.00 dBm
Log
Mkr1 104.69 MHz
-55.757 dBm
Start 30.0 MHz
#Res BW 100 kHz
#VBW 300 kHz
Stop 1.0000 GHz
Sweep 92.7 ms (1001 pts)
Peak Search
Next Peak
Next Pk Right
Next Pk Left
Marker Delta
Mkr→CF
Mkr→Ref Lvl
More
1 of 2
Align Now, All required

Test Mode: IEEE 11nTH20
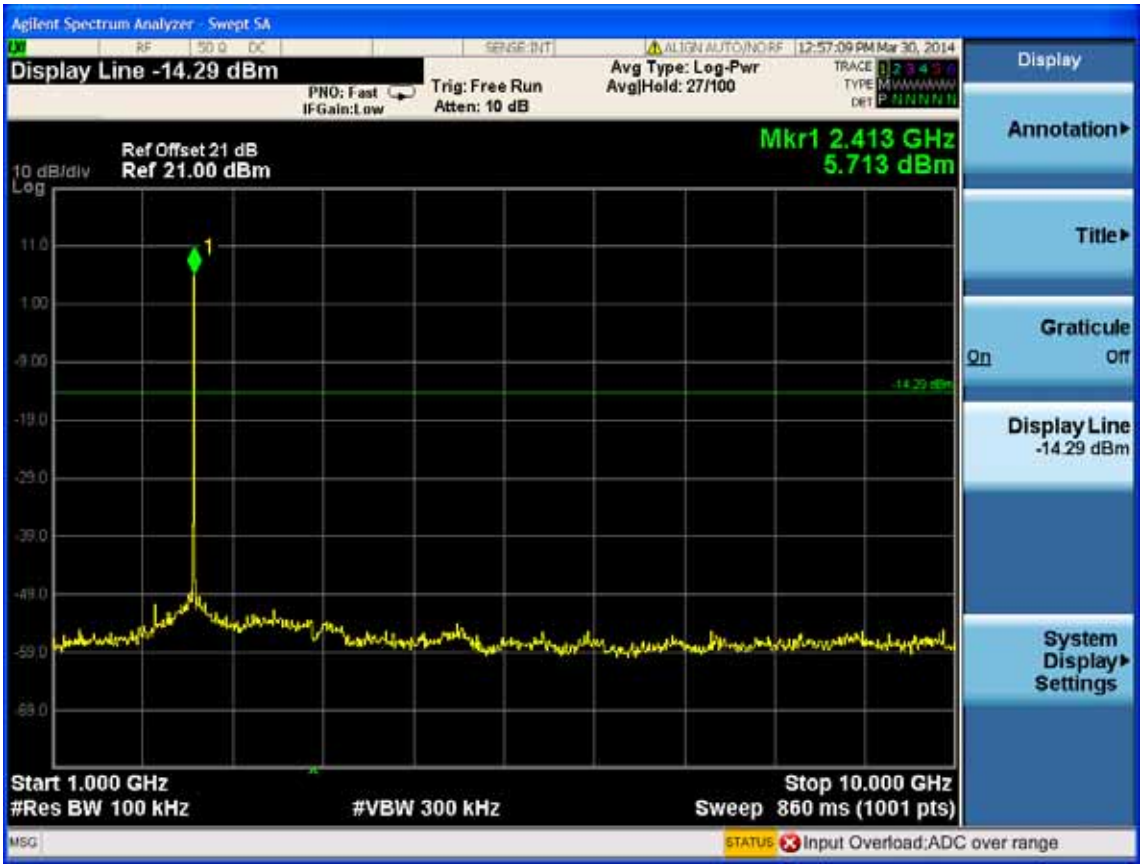
Test CH1: 2412MHz