8. OUTPUT POWER TEST

8.1.Test Equipment

Item	Equipment	Manufacturer	Model No.	Serial No.	Last Cal.	Cal. Interval
1.	Spectrum	Agilent	N9030A	MY51380221	Oct.29, 14	1Year
2.	Power meter	Anritsu	ML2487A	6K00002472	Apr. 28,14	1Year
3.	Power sensor	Anritsu	MA2491A	0033005	Apr. 28,14	1Year
4.	Attenuator (20dB)	Agilent	8491B	MY39262165	Apr. 28,14	1Year
5.	RF Cable	Hubersuhner	SUCOFLEX102	28610/2	Apr. 28,14	1Year

8.2.Limit (FCC Part 15C 15.247 b(3)

For systems using digital modulation in the 2400—2483.5MHz, The Peak out put Power shall not exceed 1W(30dBm)

8.3.Test Procedure

1, Connected the EUT's antenna port to measure device by 20dB attenuator.

2, For IEEE 802.11b/g and IEEE802.11n HT20 mode, use a PK power meter which's bandwidth is 20MHz and above 26dB bandwidth of signal to measure out each test modes' PK output power.

3, For IEEE802.11n HT40 mode, because the signal's bandwidth is about 40MHz and above 20MHz bandwidth of power sensor ML2491A. So used the test method per KDB558074.

1) Set the RBW=1MHz and VBW =3MHz
2) Set the span ≥1.5 x DTS bandwidth
3) Detector = peak
4) Sweep time = auto couple
5) Trace Mode = max hold
6) allow trace to fully stabilize
7) use the spectrum amalyser's integrated band power measurement function with band limits set equal to the DTS bandwidth edges.

Note: The cable loss and attenuator loss were offset into measure device as an amplitude offset.

8.4.Test Results

5MHz

EUT:2.4GHz 300Mbps 12dBi Outdoor CPE			
M/N:CPE220			
Test date: 2015-01-21	Pressure: 101.9±1.0kpa	Humidity: 51.4±3.0%	
Tested by: Donjon_huang	Test site: RF site	Temperature:20.1±0.6 ℃	

Test Mode	CH	Peak output Power（dBm）			Limit (dBm)
		ANT1	ANT2	Total	
11b	CH1	18.88	19.43	22.17	28
	CH6	18.95	19.41	22.20	28
	CH11	18.71	19.51	22.14	28
11g	CH1	20.21	20.88	23.57	28
	CH6	20.15	20.91	23.56	28
	CH11	20.28	20.86	23.59	28
11n HT20	CH1	20.65	21.41	24.06	28
	CH6	20.72	21.38	24.07	28
	CH11	20.85	21.37	24.13	28
Conclusion: PASS					

10MHz

EUT: 2.4GHz 300Mbps 12dBi Outdoor CPE			
M/N: CPE220			
Test date: 2015-01-21	Pressure: 101.9±1.0 kpa	Humidity: 51.4±3.0%	
Tested by: Donjon_huang	Test site: RF site	Temperature:20.1±0.6 ℃	

Test Mode	CH	Peak output Power（dBm）			Limit (dBm)
		ANT1	ANT2	Total	
11b	CH1	21.38	21.87	24.64	28
	CH6	21.84	22.73	25.32	28
	CH11	21.09	22.08	24.62	28
11g	CH1	23.23	23.92	26.60	28
	CH6	23.88	24.73	27.34	28
	CH11	23.45	23.74	26.61	28
11n HT20	CH1	23.18	24.02	26.63	28
	CH6	23.65	24.54	27.13	28
	CH11	23.09	23.89	26.52	28
Conclusion: PASS					

20MHz

EUT: 2.4GHz 300Mbps 12dBi Outdoor CPE					
M/N: CPE220					
Test date: 2015-01-21		Pressure: 101.9±1.0 kpa		Humidity: 51.4±3.0%	
Tested by: Donjon_huang		Test site: RF site		Temperature:20.1±0.6 ℃	
Test Mode	CH	Peak output Power (dBm)			Limit (dBm)
		ANT1	ANT2	Total	
11b	CH1	21.43	21.95	24.71	28
	CH6	21.87	22.59	25.26	28
	CH11	20.63	21.42	24.05	28
11g	CH1	23.25	23.86	26.58	28
	CH6	23.87	24.63	27.28	28
	CH11	23.38	23.78	26.59	28
11n HT20	CH1	23.42	23.84	26.65	28
	CH6	23.64	24.48	27.09	28
	CH11	23.18	23.69	26.45	28
11n HT40	CH3	17.21	17.75	20.50	28
	CH6	23.75	24.74	27.28	28
	CH9	18.16	18.89	21.55	28
Conclusion: PASS					

Note: This device use cross-polarized antenna and point to point operation.

20MHz Antenna 1

Test Mode: IEEE 802.11n HT40

Test CH1: 2422MHz

Test CH4: 2437MHz

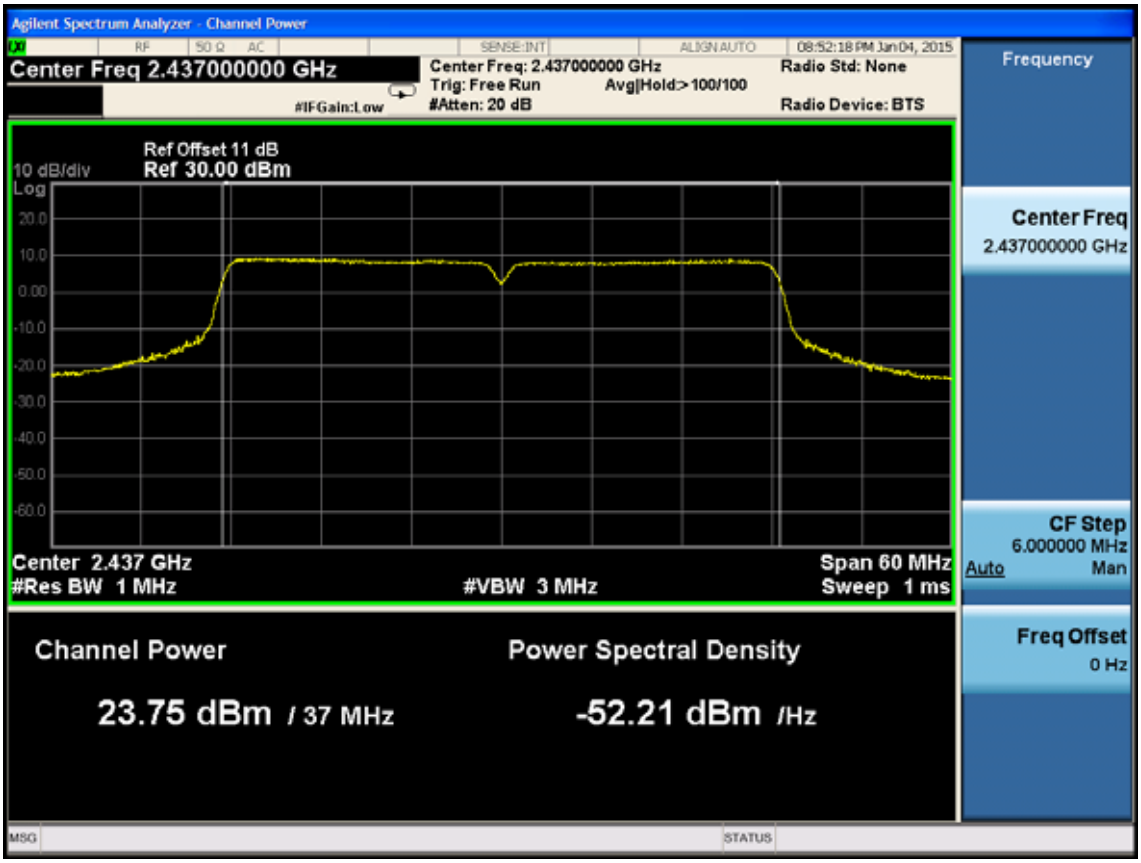

Test CH7: 2452MHz

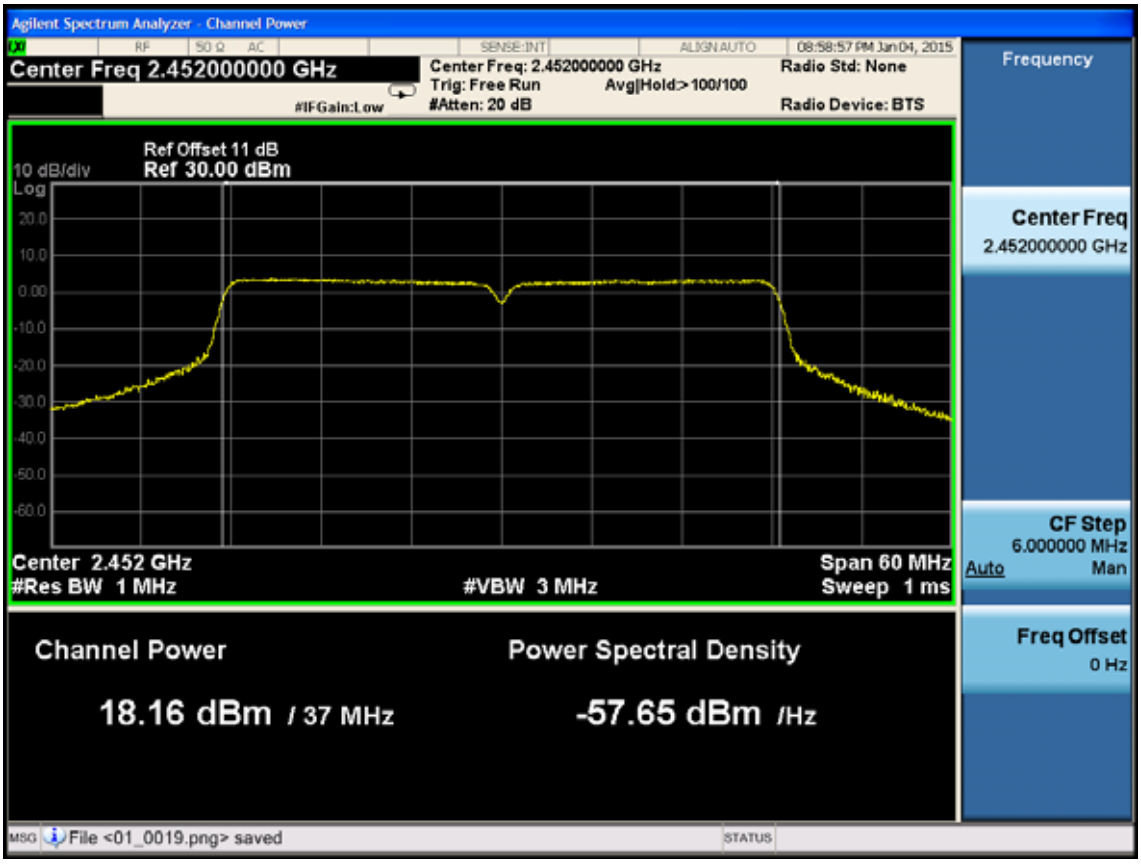

20MHz Antenna 2

Test Mode: IEEE 802.11n HT40

Test CH1: 2422MHz

Test CH4: 2437MHz

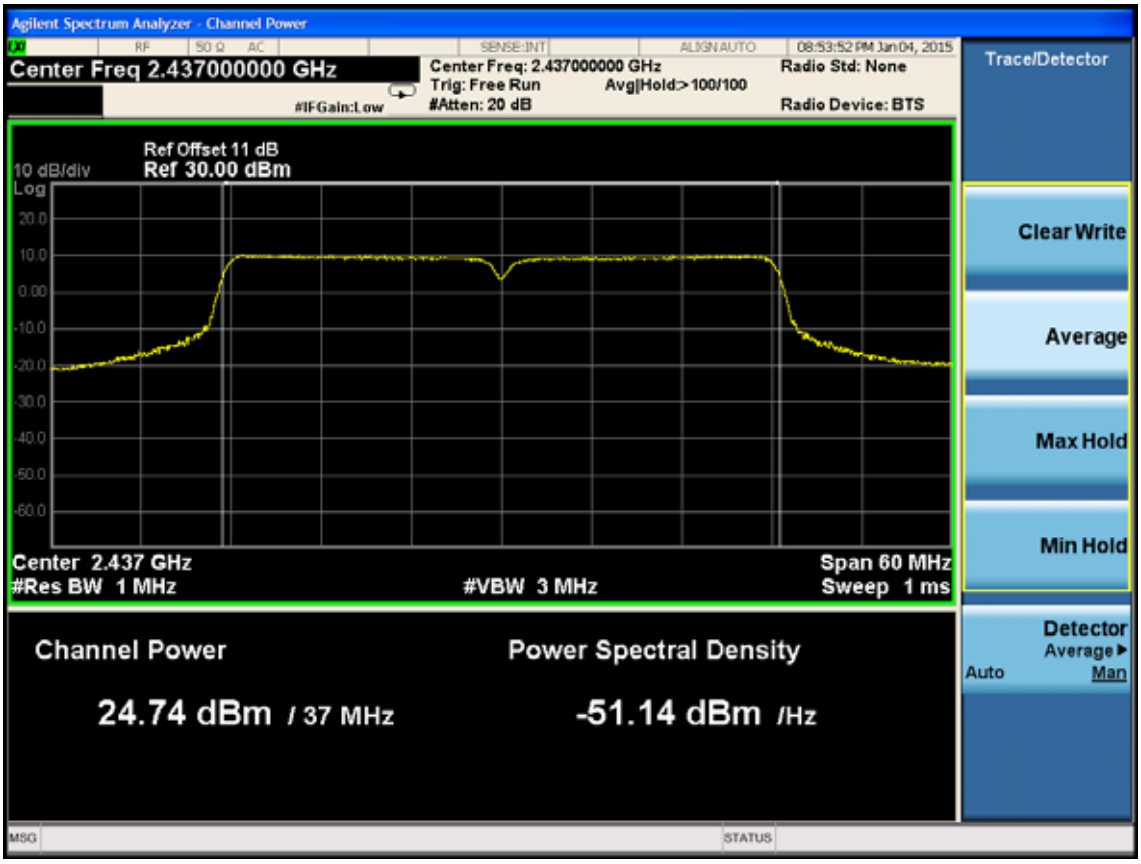

Test CH7: 2452MHz

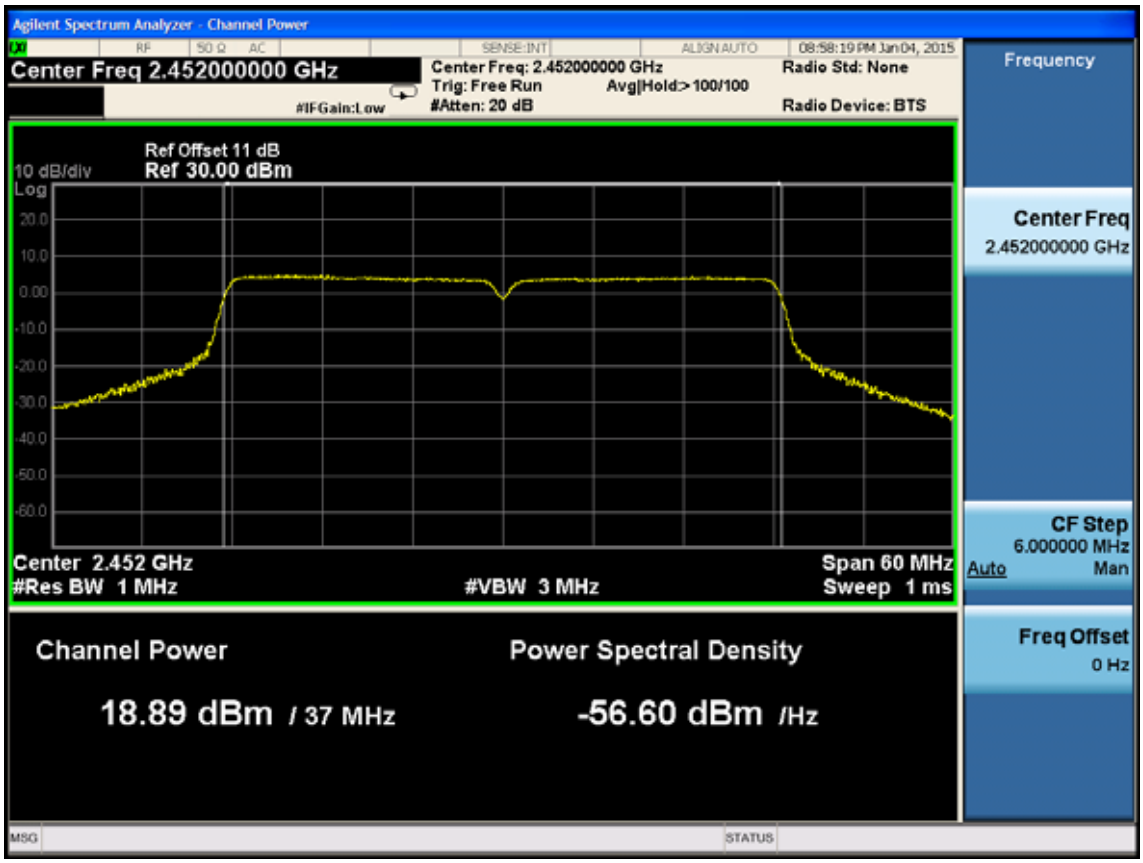

9. POWER SPECTRAL DENSITY TEST

9.1.Test Equipment

Item	Equipment	Manufacturer	Model No.	Serial No.	Last Cal.	Cal. Interval
1.	Spectrum	Agilent	N9030A	MY51380221	Oct.29, 14	1Year
2.	Attenuator (20dB)	Agilent	8491B	MY39262165	Apr. 28,14	1 Year
3	RF Cable	Hubersuhner	SUCOFLEX102	28610/2	Apr. 28,14	1 Year

9.2.Limit

For digitally modulated systems, the power spectral density conducted from the intentional radiator to the antenna shall not be greater than 8dBm in any 3kHz band during any time interval of continuous transmission.

9.3.Test Procedure

1. Connected the EUT's antenna port to spectrum analyzer device by 20dB attenuator.

2. Set the test frequency as center frequency, Set RBW=3KHz,VBW=10KHz,Span large enough capture the entire frequency, Read out maximum peak level frequency

3. Set the frequency read from produce 2 as center frequency, then set the span= 300KHz, Sweep time=Span/RBW, Then Max hold, read out each mode and each chain's Power density.

Note: The cable loss and attenuator loss were offset into measure device as an amplitude.

9.4.Test Results

5MHz

EUT: 2.4GHz 300Mbps 12dBi Outdoor CPE		
M/N: CPE220		
Test date:2015-02-04	Pressure: 101.3±1.0kpa	Humidity: 51.6±3.0 %
Tested by:Donjon_Huang	Test site: RF site	Temperature: 21.3±0.6 ℃

Test Mode	CH	Result			Limit (dBm/3KHz)
		Power density（dBm/3KHz）			
		ANT1	ANT2	Total	
11b	CH1	1.564	2.460	5.05	6
	CH6	1.496	2.620	5.10	6
	CH11	2.146	2.681	5.43	6
11g	CH1	1.157	2.127	4.68	6
	CH6	2.169	2.350	5.27	6
	CH11	2.018	2.211	5.13	6
11n HT20	CH1	1.427	2.255	4.87	6
	CH6	1.633	2.355	5.02	6
	CH11	1.907	2.038	4.98	6
Conclusion: PASS					

10MHz

EUT: 2.4GHz 300Mbps 12dBi Outdoor CPE		
M/N: CPE220		
Test date:2015-01-23	Pressure: 101.3±1.0kpa	Humidity: 51.6±3.0 %
Tested by:Donjon_Huang	Test site: RF site	Temperature: 21.3±0.6 ℃

Test Mode	CH	Result			Limit (dBm/3KHz)
		Power density（dBm/3KHz）			
		ANT1	ANT2	Total	
11b	CH1	2.144	1.772	4.97	6
	CH6	0.961	2.367	4.73	6
	CH11	1.494	1.106	4.31	6
11g	CH1	0.705	0.718	3.72	6
	CH6	-0.183	2.025	4.07	6
	CH11	-0.142	0.621	3.27	6
11n HT20	CH1	-1.612	-0.860	1.79	6
	CH6	-0.656	0.060	2.73	6
	CH11	-1.329	-0.526	2.10	6
Conclusion: PASS					

20MHz

EUT: 2.4GHz 300Mbps 12dBi Outdoor CPE		
M/N: CPE220		
Test date:2015-01-05	Pressure: 102.3±1.0kpa	Humidity: 52.1±3.0 %
Tested by: Donjon_Huang	Test site: RF site	Temperature:22.4±0.6 ℃

Test Mode	CH	Result			Limit (dBm/3KHz)
		Power density（dBm/3KHz）			
		ANT1	ANT2	Total	
11b	CH1	-1.084	-1.250	1.84	6
	CH6	-0.816	-0.415	2.40	6
	CH11	-1.828	-1.442	1.38	6
11g	CH1	-0.793	-0.681	2.27	6
	CH6	-1.661	-0.921	1.74	6
	CH11	-1.524	-1.238	1.63	6
11n HT20	CH1	-1.417	-0.359	2.15	6
	CH6	-0.635	-1.239	2.08	6
	CH11	-1.284	-1.232	1.75	6
11n HT40	CH3	-8.899	-9.625	-6.24	6
	CH6	-3.423	-3.232	-0.32	6
	CH9	-5.397	-3.543	-1.36	6
Conclusion: PASS					

5MHz Antenna 1

Test Mode: IEEE 802.11b

Test Mode: IEEE 802.11g

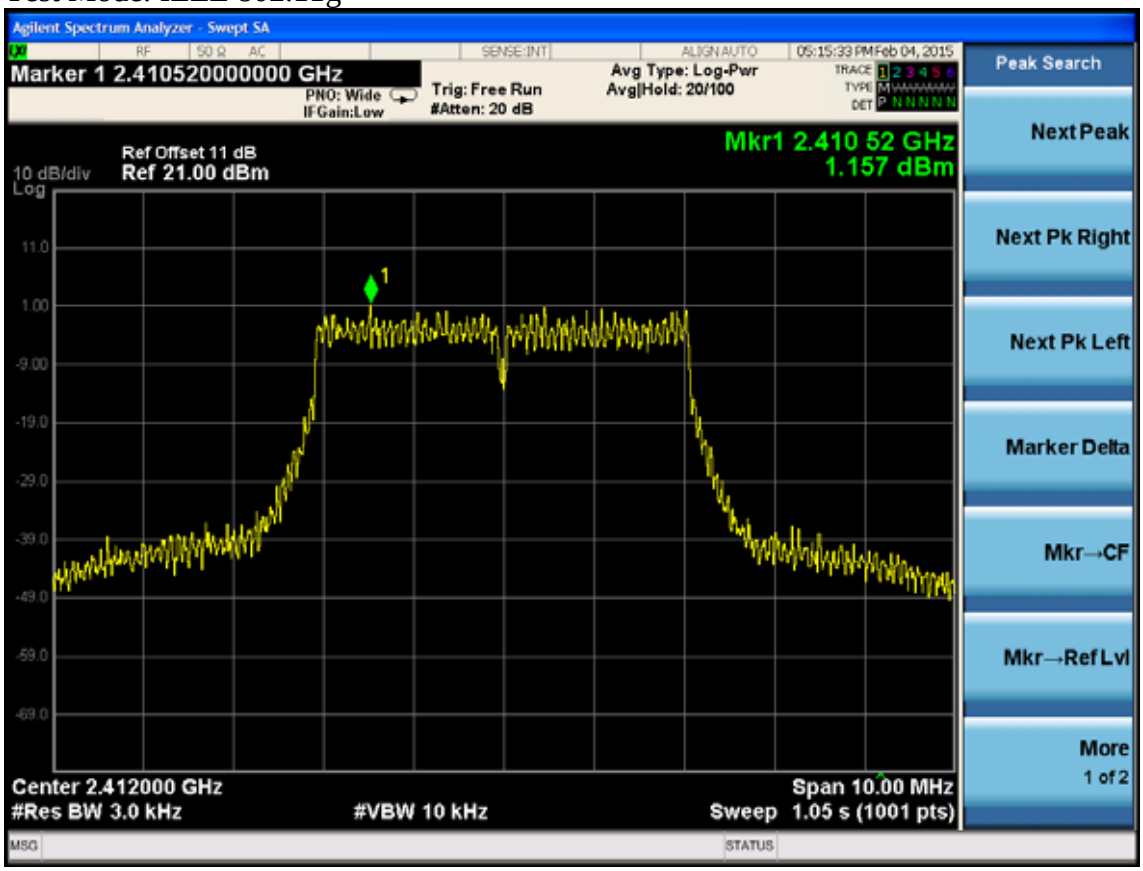

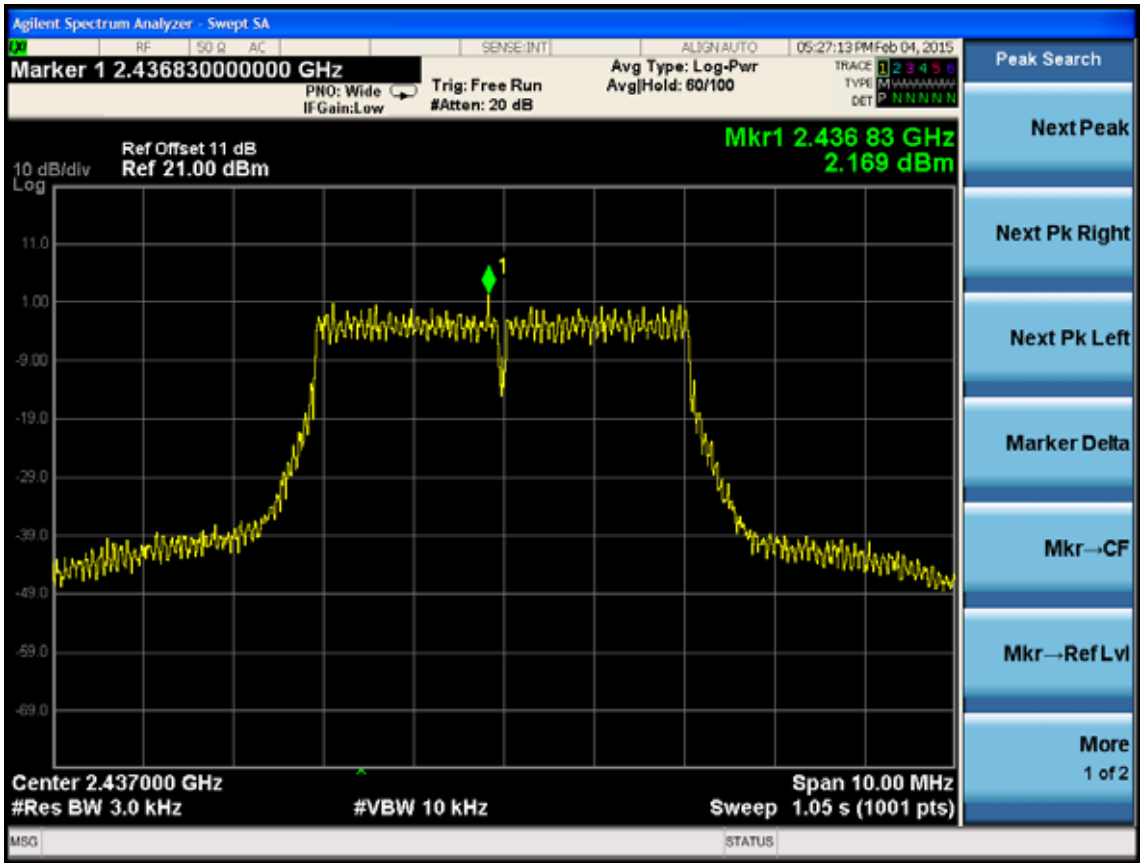
Agilent Spectrum Analyzer - Swept SA
Marker 1 2.436830000000 GHz
PNO: Wide
IFGain:Low
Trig: Free Run
#Atten: 20 dB
Avg Type: Log-Pwr
Avg|Hold: 60/100
05:27:13 PM Feb 04, 2015
Ref Offset 11 dB
10 dB/div
Ref 21.00 dBm
Log
Mkr1 2.436 83 GHz
2.169 dBm
Center 2.437000 GHz
#Res BW 3.0 kHz
#VBW 10 kHz
Span 10.00 MHz
Sweep 1.05 s (1001 pts)
Peak Search
Next Peak
Next Pk Right
Next Pk Left
Marker Delta
Mkr→CF
Mkr→Ref Lvl
More
1 of 2

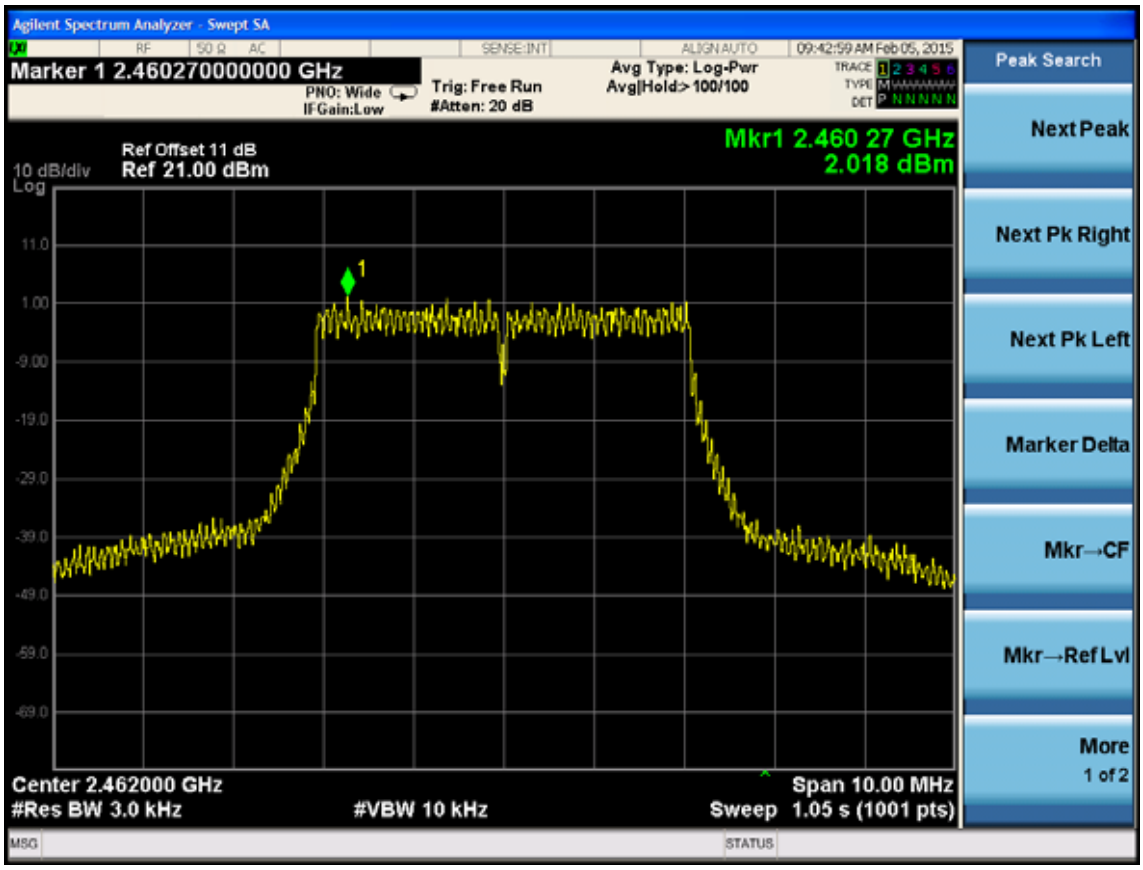
Agilent Spectrum Analyzer - Swept SA
Marker 1 2.460270000000 GHz
PNO: Wide
IFGain:Low
Trig: Free Run
#Atten: 20 dB
Avg Type: Log-Pwr
Avg|Hold:>100/100
09:42:59 AM Feb 05, 2015
Ref Offset 11 dB
10 dB/div
Ref 21.00 dBm
Log
Mkr1 2.460 27 GHz
2.018 dBm
Center 2.462000 GHz
#Res BW 3.0 kHz
#VBW 10 kHz
Span 10.00 MHz
Sweep 1.05 s (1001 pts)
Peak Search
Next Peak
Next Pk Right
Next Pk Left
Marker Delta
Mkr→CF
Mkr→Ref Lvl
More
1 of 2

Test Mode: IEEE 11nHT20

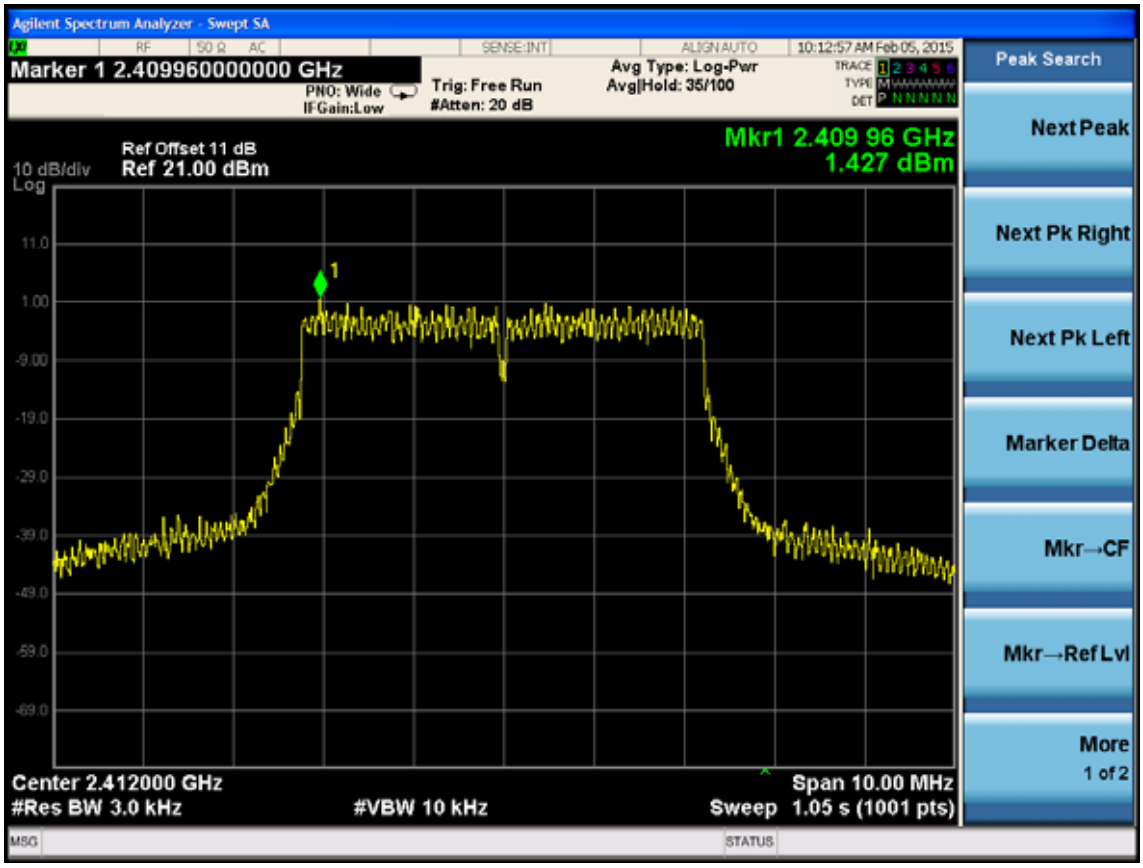

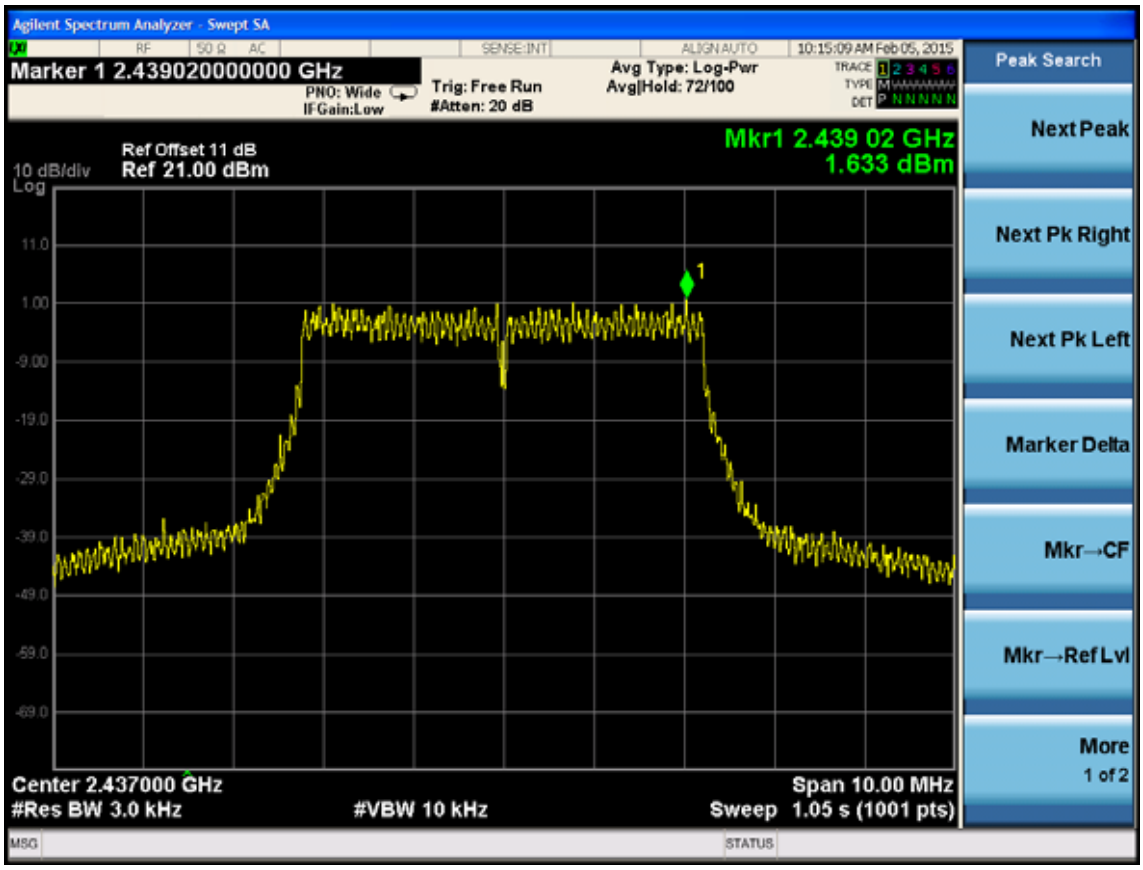

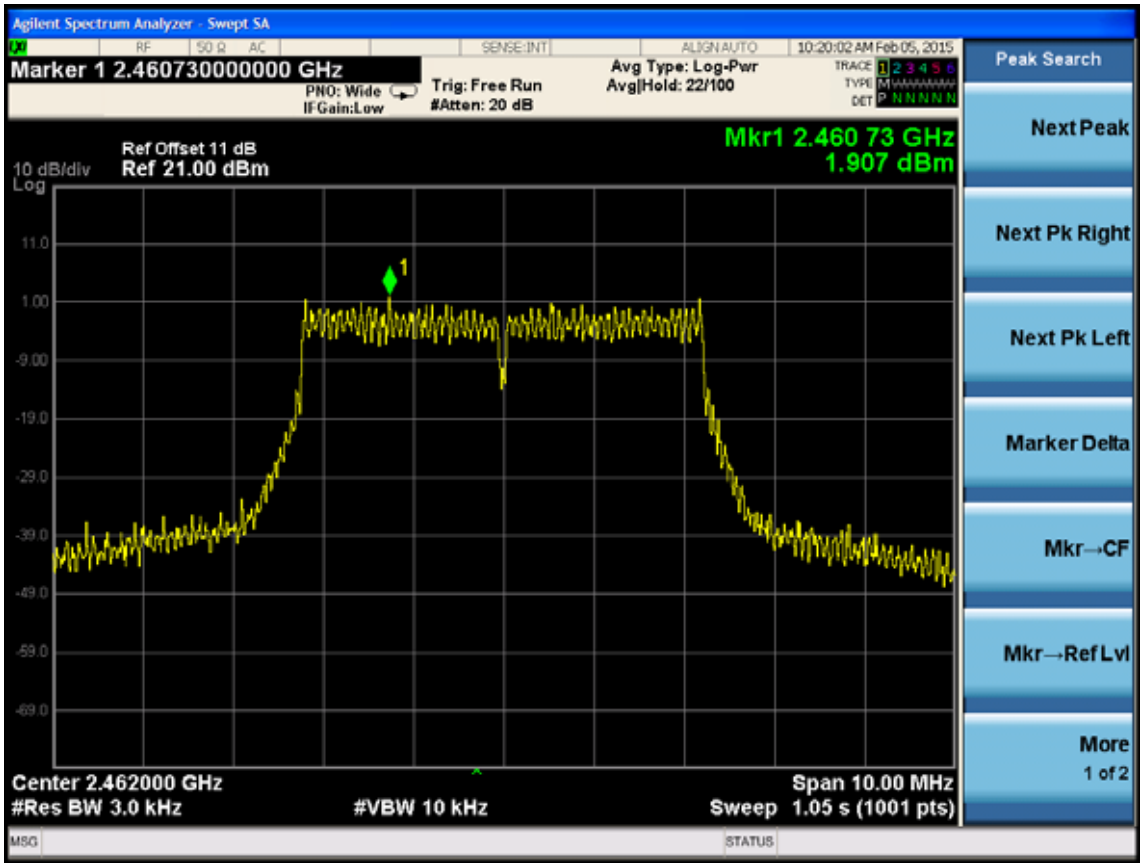

5MHz Antenna 2

Test Mode: IEEE 802.11b

Agilent Spectrum Analyzer - Swept SA
Marker 1 2.436750000000 GHz
PNO: Wide
IFGain:Low
Trig: Free Run
#Atten: 20 dB
Avg Type: Log-Pwr
Avg|Hold: 23/100
05:09:28 PM Feb 04, 2015
Mkr1 2.436 75 GHz
2.620 dBm
Ref Offset 11 dB
10 dB/div
Ref 21.00 dBm
Log
Center 2.437000 GHz
#Res BW 3.0 kHz
#VBW 10 kHz
Span 10.00 MHz
Sweep 1.05 s (1001 pts)
Peak Search
Next Peak
Next Pk Right
Next Pk Left
Marker Delta
Mkr→CF
Mkr→Ref Lvl
More
1 of 2

Agilent Spectrum Analyzer - Swept SA
Marker 1 2.461720000000 GHz
PNO: Wide
IFGain:Low
Trig: Free Run
#Atten: 20 dB
Avg Type: Log-Pwr
Avg|Hold: 24/100
05:10:44 PM Feb 04, 2015
Mkr1 2.461 72 GHz
2.681 dBm
Ref Offset 11 dB
10 dB/div
Ref 21.00 dBm
Log
Center 2.462000 GHz
#Res BW 3.0 kHz
#VBW 10 kHz
Span 10.00 MHz
Sweep 1.05 s (1001 pts)
Peak Search
Next Peak
Next Pk Right
Next Pk Left
Marker Delta
Mkr→CF
Mkr→Ref Lvl
More
1 of 2

Test Mode: IEEE 802.11g

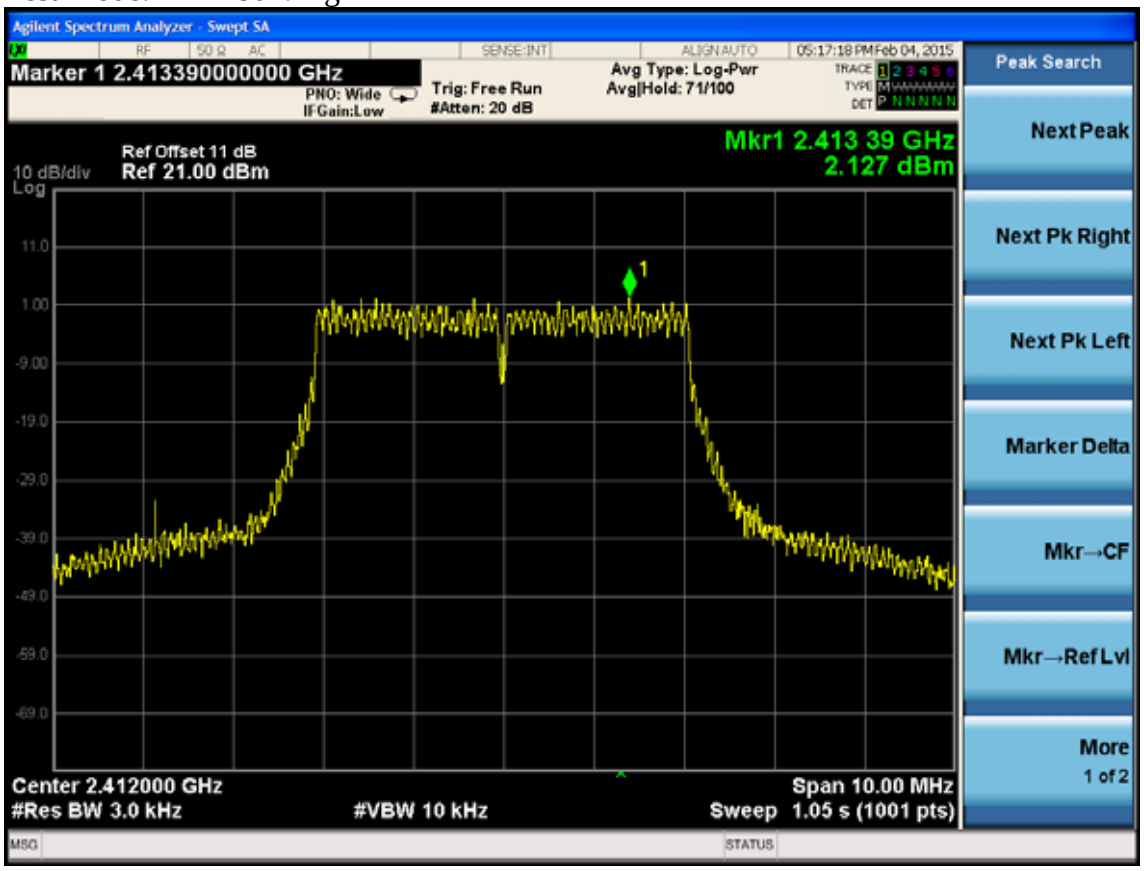

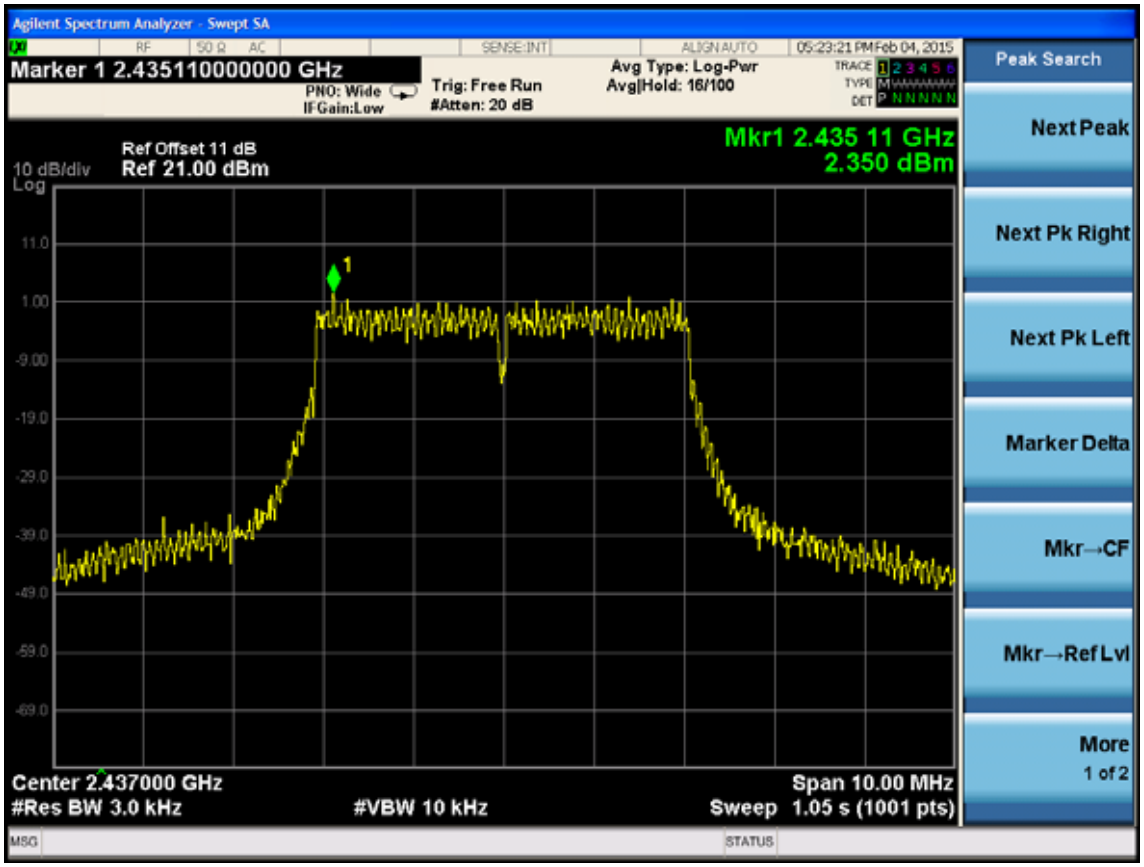

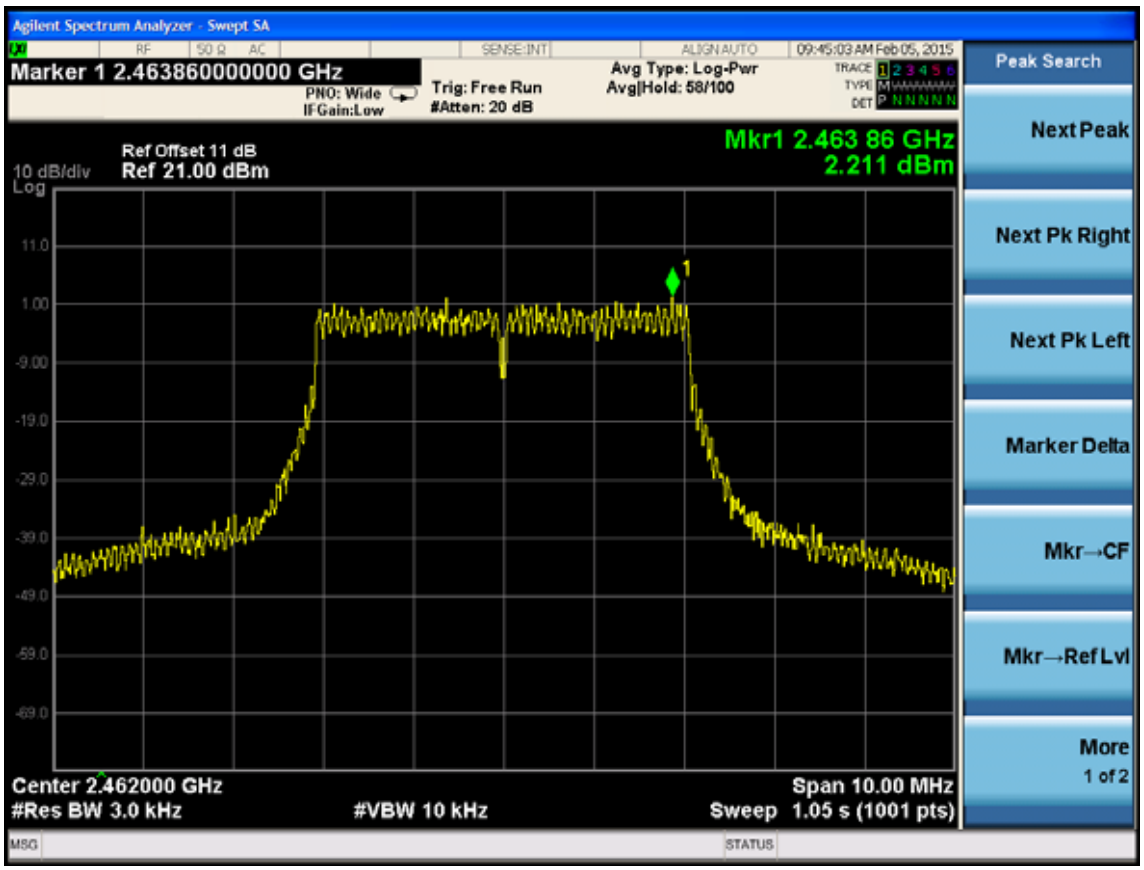

Test Mode: IEEE 11nHT20

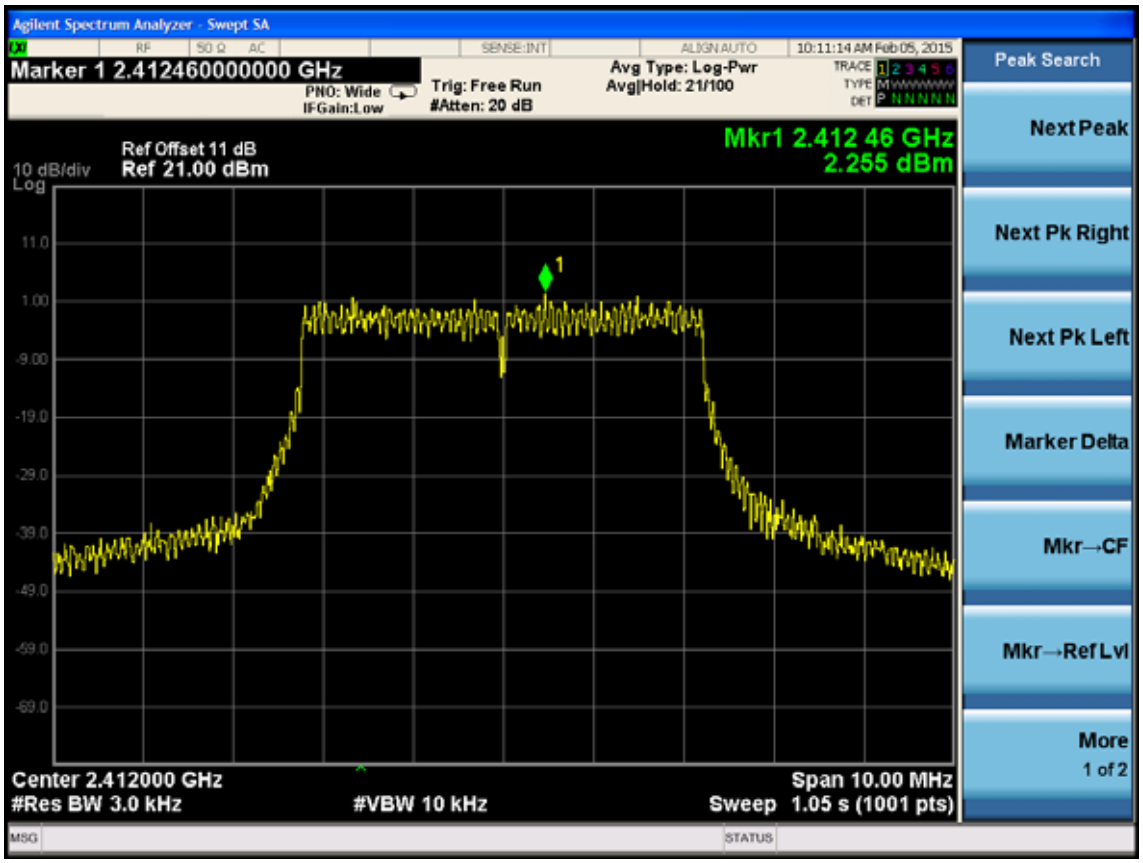

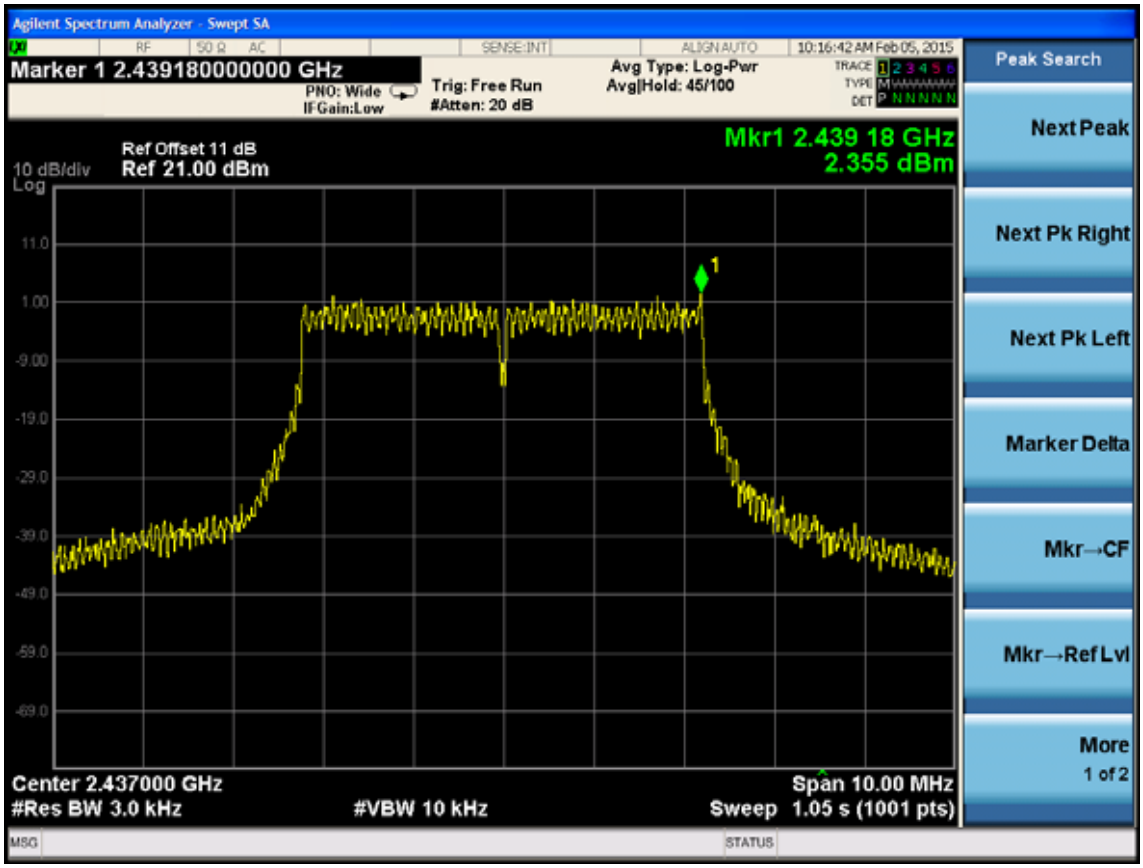
Agilent Spectrum Analyzer - Swept SA
Marker 1 2.439180000000 GHz
PNO: Wide
IFGain:Low
Trig: Free Run
#Atten: 20 dB
Avg Type: Log-Pwr
Avg|Hold: 45/100
10:16:42 AM Feb 05, 2015
Ref Offset 11 dB
10 dB/div
Ref 21.00 dBm
Log
Mkr1 2.439 18 GHz
2.355 dBm
Center 2.437000 GHz
#Res BW 3.0 kHz
#VBW 10 kHz
Span 10.00 MHz
Sweep 1.05 s (1001 pts)
Peak Search
Next Peak
Next Pk Right
Next Pk Left
Marker Delta
Mkr→CF
Mkr→Ref Lvl
More
1 of 2

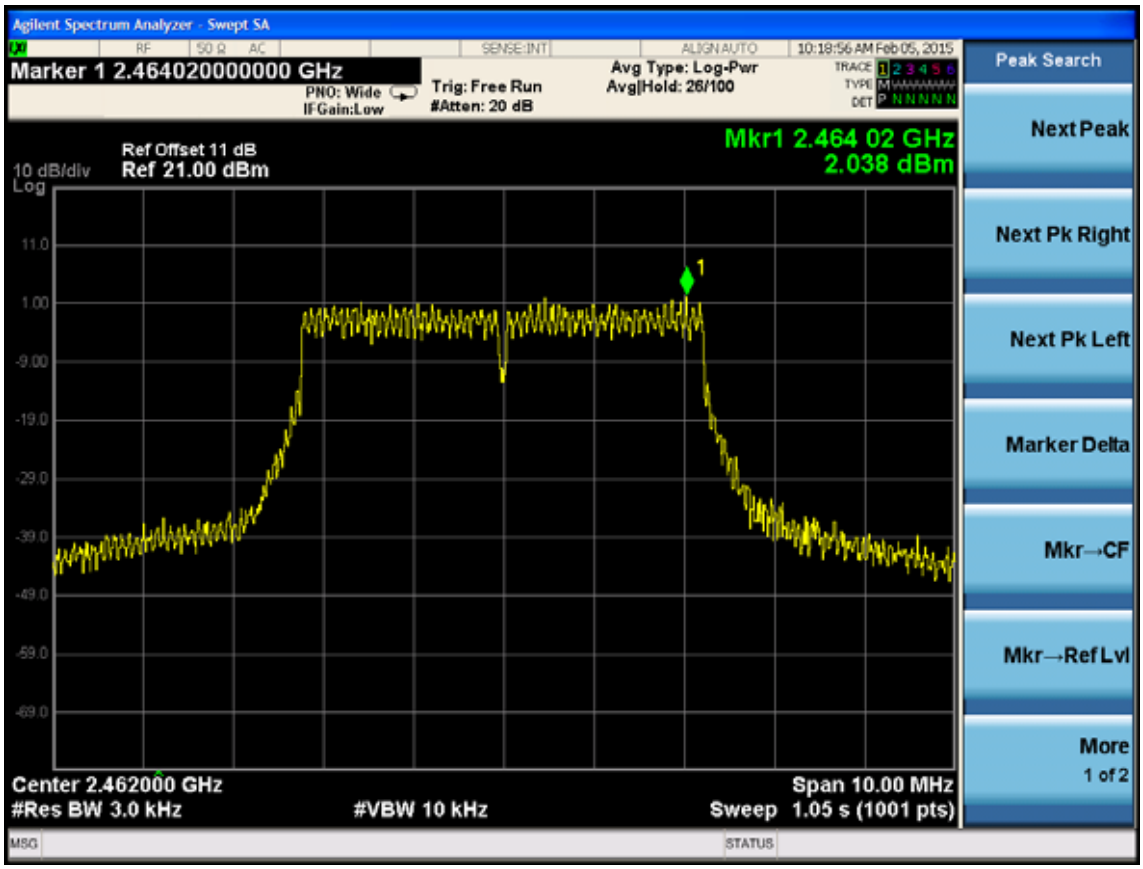
Agilent Spectrum Analyzer - Swept SA
Marker 1 2.464020000000 GHz
PNO: Wide
IFGain:Low
Trig: Free Run
#Atten: 20 dB
Avg Type: Log-Pwr
Avg|Hold: 26/100
10:18:56 AM Feb 05, 2015
Ref Offset 11 dB
10 dB/div
Ref 21.00 dBm
Log
Mkr1 2.464 02 GHz
2.038 dBm
Center 2.462000 GHz
#Res BW 3.0 kHz
#VBW 10 kHz
Span 10.00 MHz
Sweep 1.05 s (1001 pts)
Peak Search
Next Peak
Next Pk Right
Next Pk Left
Marker Delta
Mkr→CF
Mkr→Ref Lvl
More
1 of 2

10MHz Antenna 1

Test Mode: IEEE 802.11b

Test Mode: IEEE 802.11g

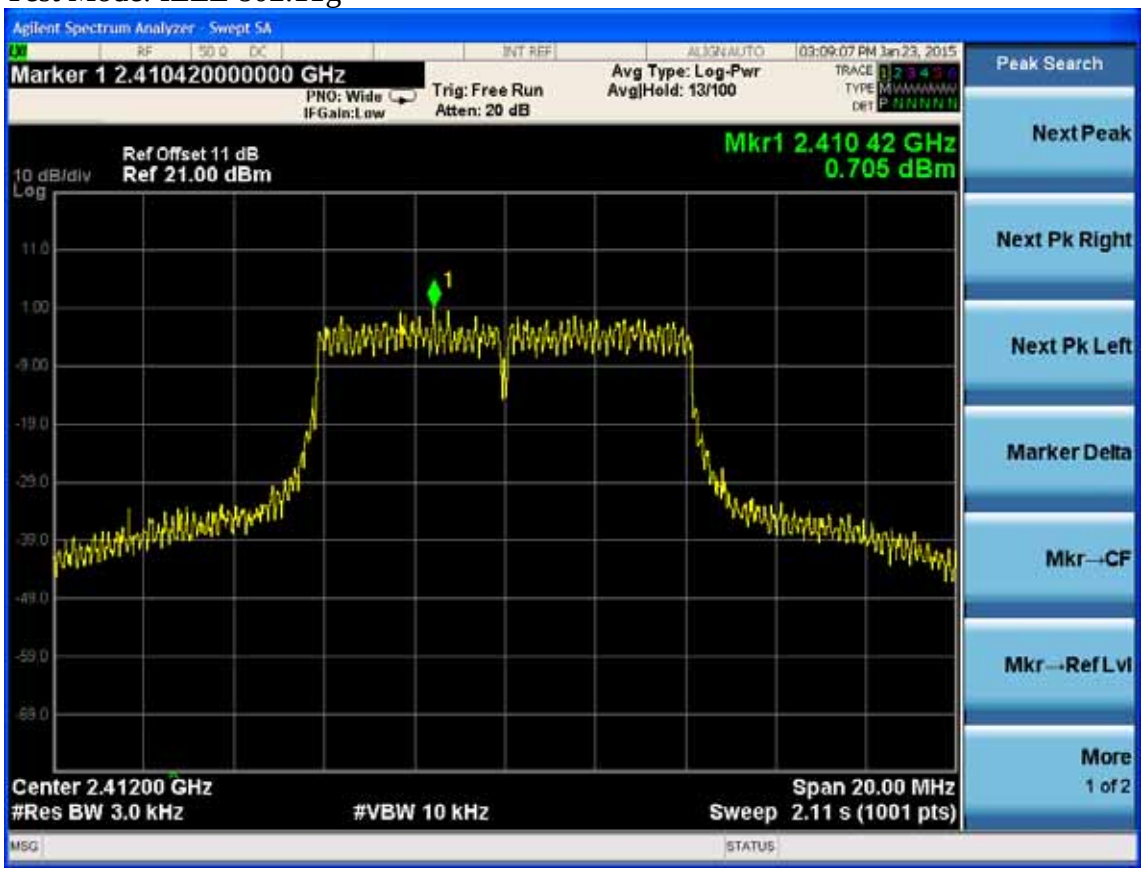

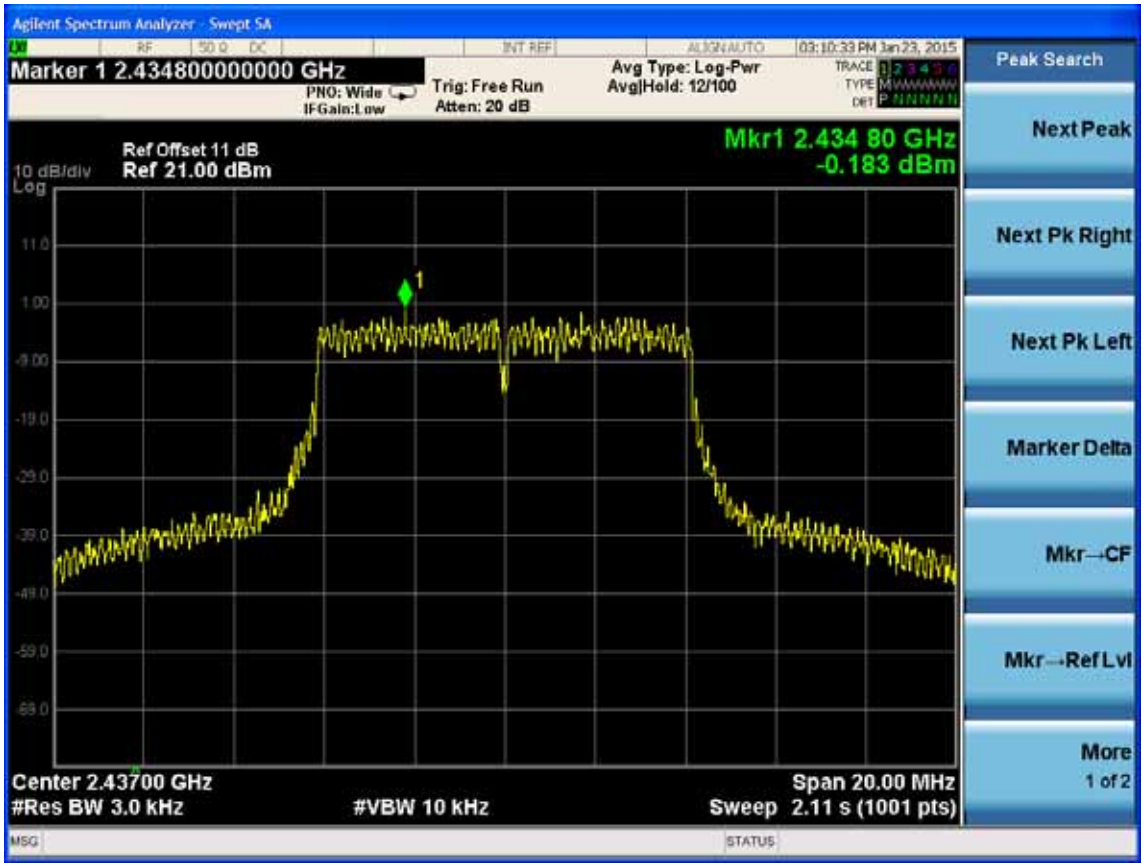
Agilent Spectrum Analyzer - Swept SA
03:10:33 PM Jan 23, 2015
Marker 1 2.434800000000 GHz
PNO: Wide
IFGain:Low
Trig: Free Run
Atten: 20 dB
Avg Type: Log-Pwr
Avg|Hold: 12/100
Ref Offset 11 dB
10 dB/div
Ref 21.00 dBm
Mkr1 2.434 80 GHz
-0.183 dBm
Center 2.43700 GHz
#Res BW 3.0 kHz
#VBW 10 kHz
Span 20.00 MHz
Sweep 2.11 s (1001 pts)
Peak Search
Next Peak
Next Pk Right
Next Pk Left
Marker Delta
Mkr→CF
Mkr→Ref Lvl
More
1 of 2

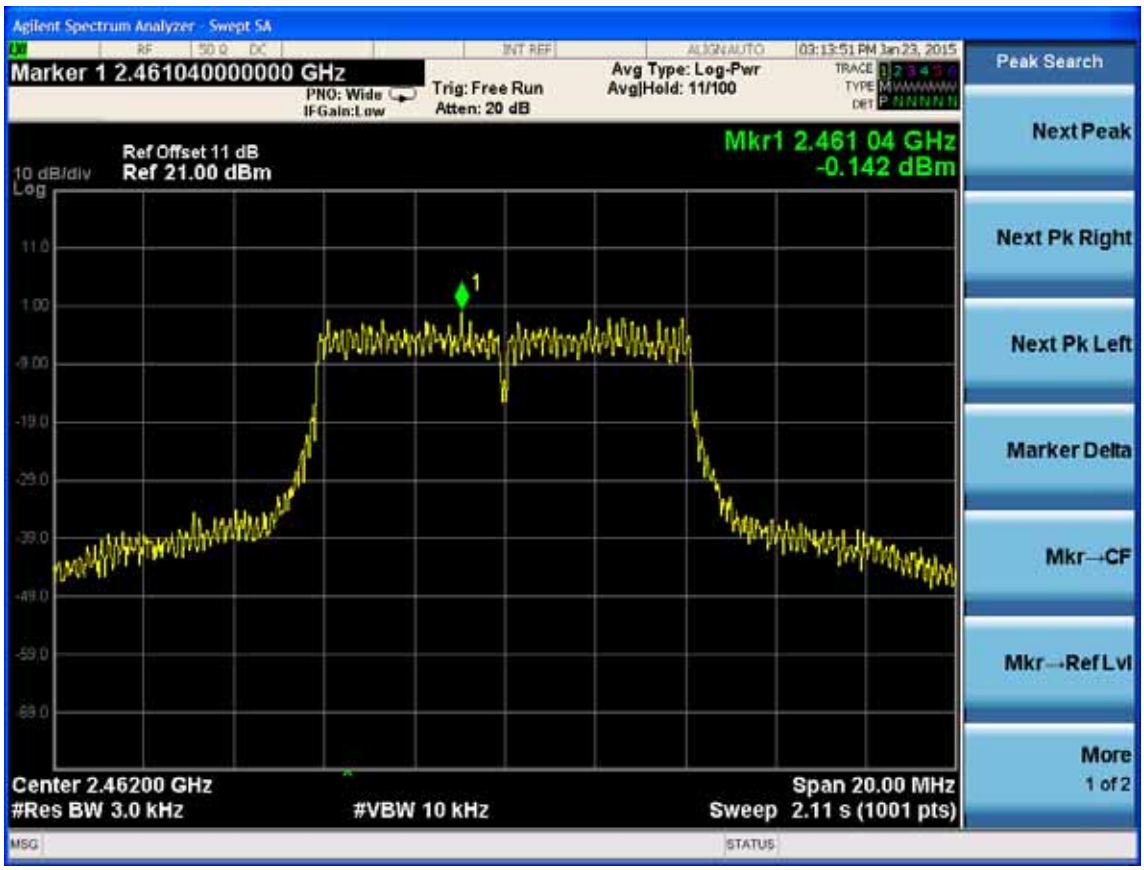
Agilent Spectrum Analyzer - Swept SA
03:13:51 PM Jan 23, 2015
Marker 1 2.461040000000 GHz
PNO: Wide
IFGain:Low
Trig: Free Run
Atten: 20 dB
Avg Type: Log-Pwr
Avg|Hold: 11/100
Ref Offset 11 dB
10 dB/div
Ref 21.00 dBm
Mkr1 2.461 04 GHz
-0.142 dBm
Center 2.46200 GHz
#Res BW 3.0 kHz
#VBW 10 kHz
Span 20.00 MHz
Sweep 2.11 s (1001 pts)
Peak Search
Next Peak
Next Pk Right
Next Pk Left
Marker Delta
Mkr→CF
Mkr→Ref Lvl
More
1 of 2

Test Mode: IEEE 11nHT20

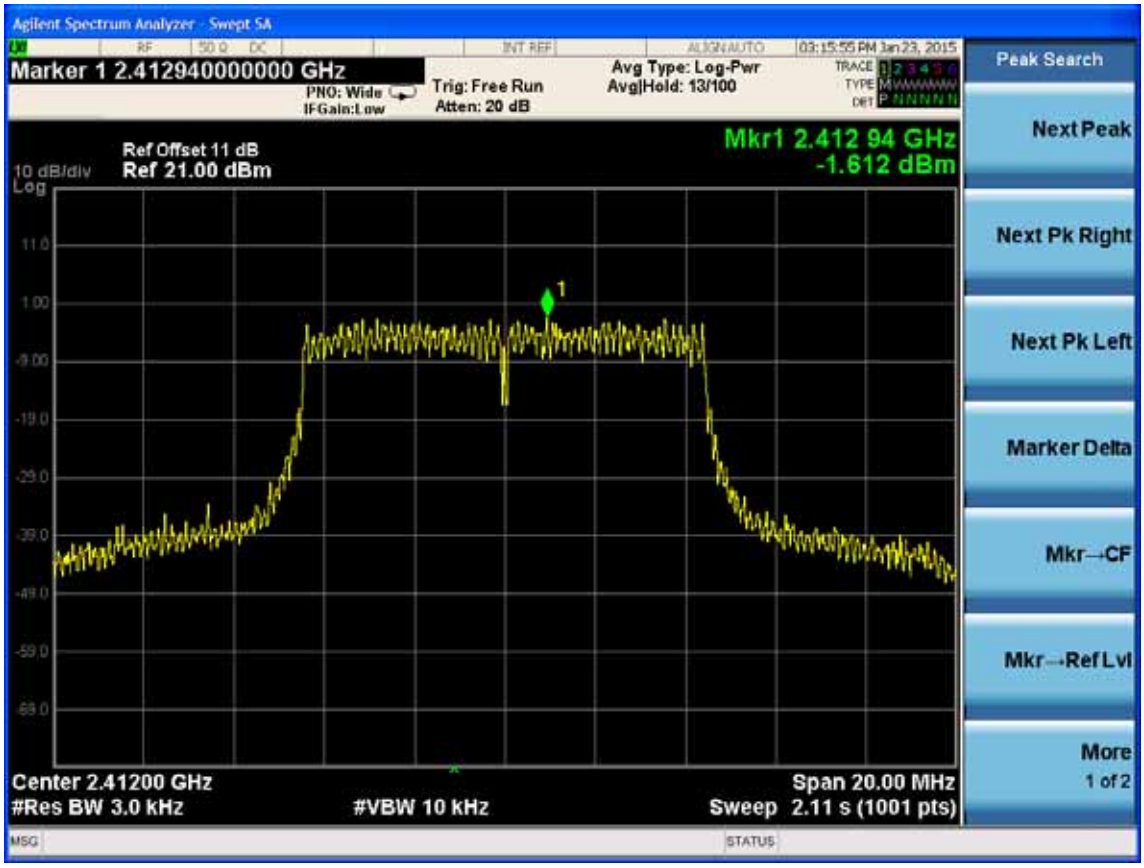

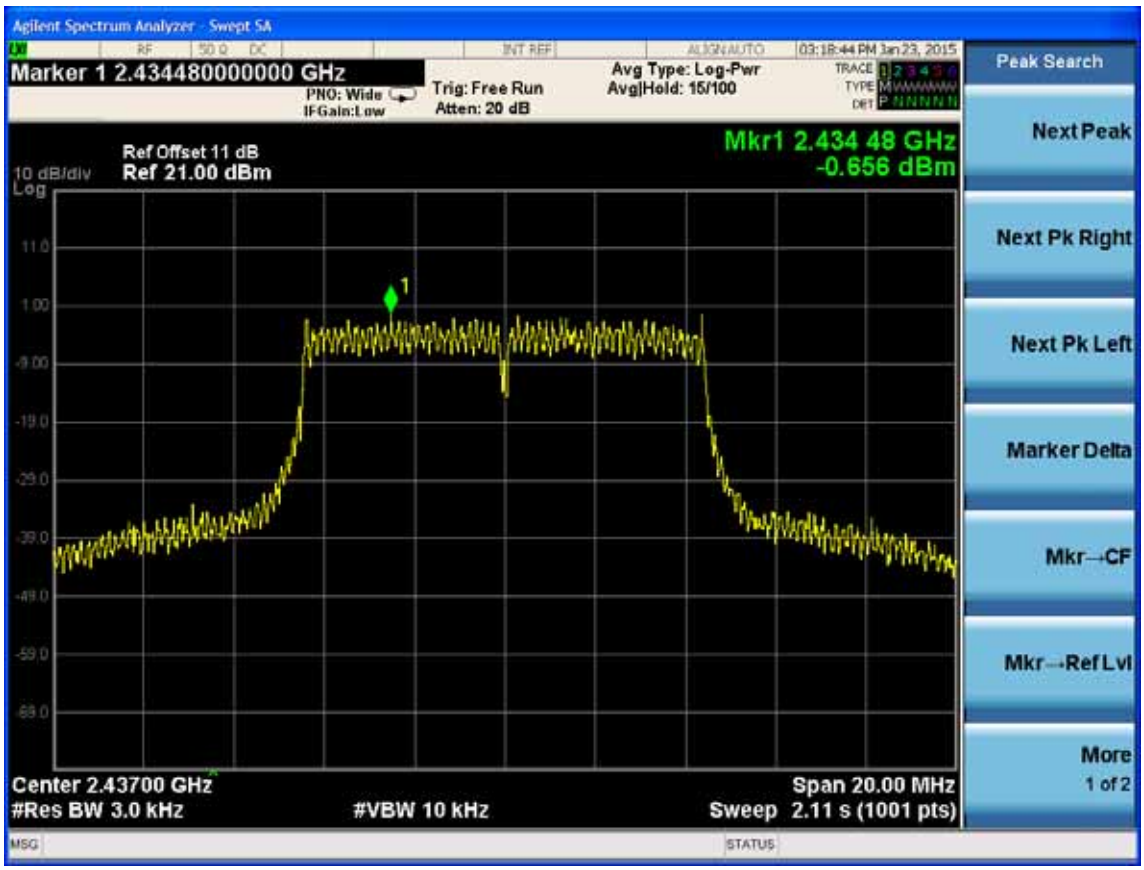

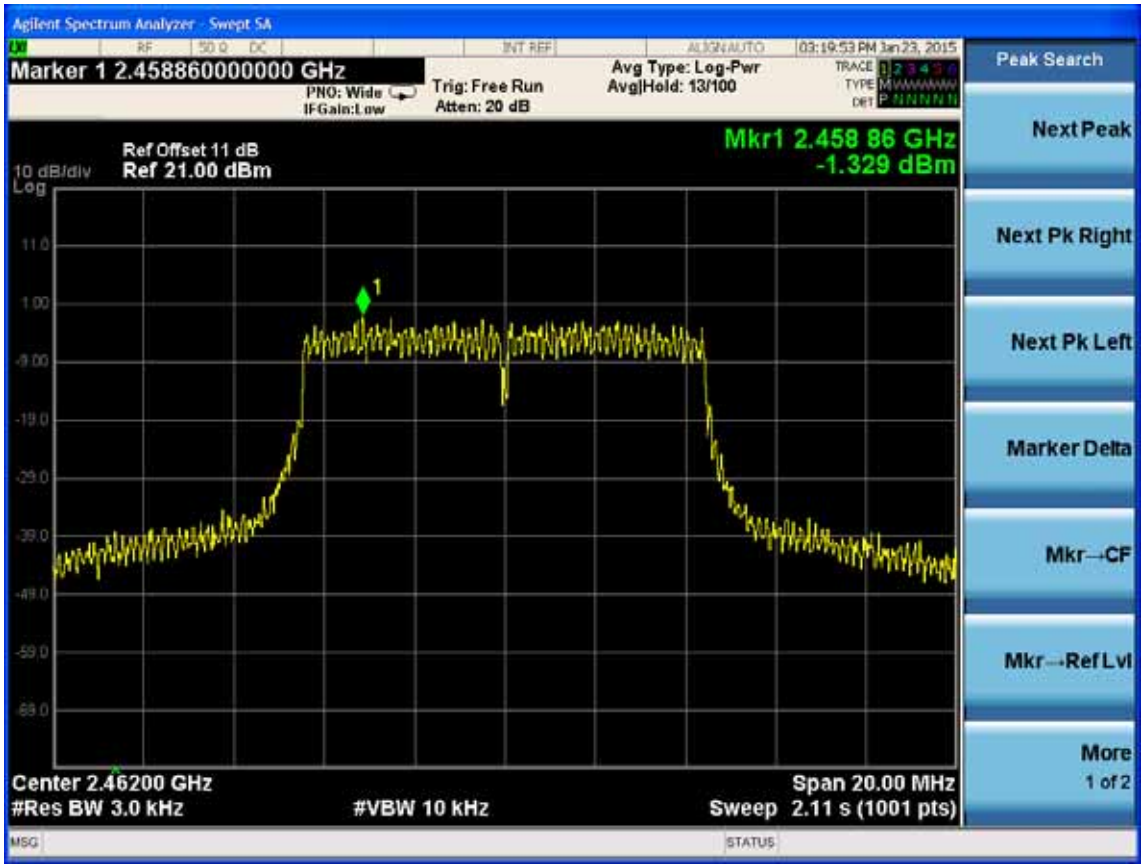

10MHz Antenna 2

Test Mode: IEEE 802.11b

Agilent Spectrum Analyzer - Swept SA
Marker 1 2.435960000000 GHz
PNO: Wide
IFGain:Low
Trig: Free Run
Atten: 20 dB
Avg Type: Log-Pwr
Avg|Hold: 10/100
03:03:41 PM Jan 23, 2015
Ref Offset 11 dB
10 dB/div
Ref 21.00 dBm
Log
Mkr1 2.435 96 GHz
2.367 dBm
Center 2.43700 GHz
#Res BW 3.0 kHz
#VBW 10 kHz
Span 20.00 MHz
Sweep 2.11 s (1001 pts)
Peak Search
Next Peak
Next Pk Right
Next Pk Left
Marker Delta
Mkr→CF
Mkr→Ref Lvl
More
1 of 2

Agilent Spectrum Analyzer - Swept SA
Marker 1 2.462320000000 GHz
PNO: Wide
IFGain:Low
Trig: Free Run
Atten: 20 dB
Avg Type: Log-Pwr
Avg|Hold: 10/100
03:06:24 PM Jan 23, 2015
Ref Offset 11 dB
10 dB/div
Ref 21.00 dBm
Log
Mkr1 2.462 32 GHz
1.106 dBm
Center 2.46200 GHz
#Res BW 3.0 kHz
#VBW 10 kHz
Span 20.00 MHz
Sweep 2.11 s (1001 pts)
Peak Search
Next Peak
Next Pk Right
Next Pk Left
Marker Delta
Mkr→CF
Mkr→Ref Lvl
More
1 of 2

Test Mode: IEEE 802.11g

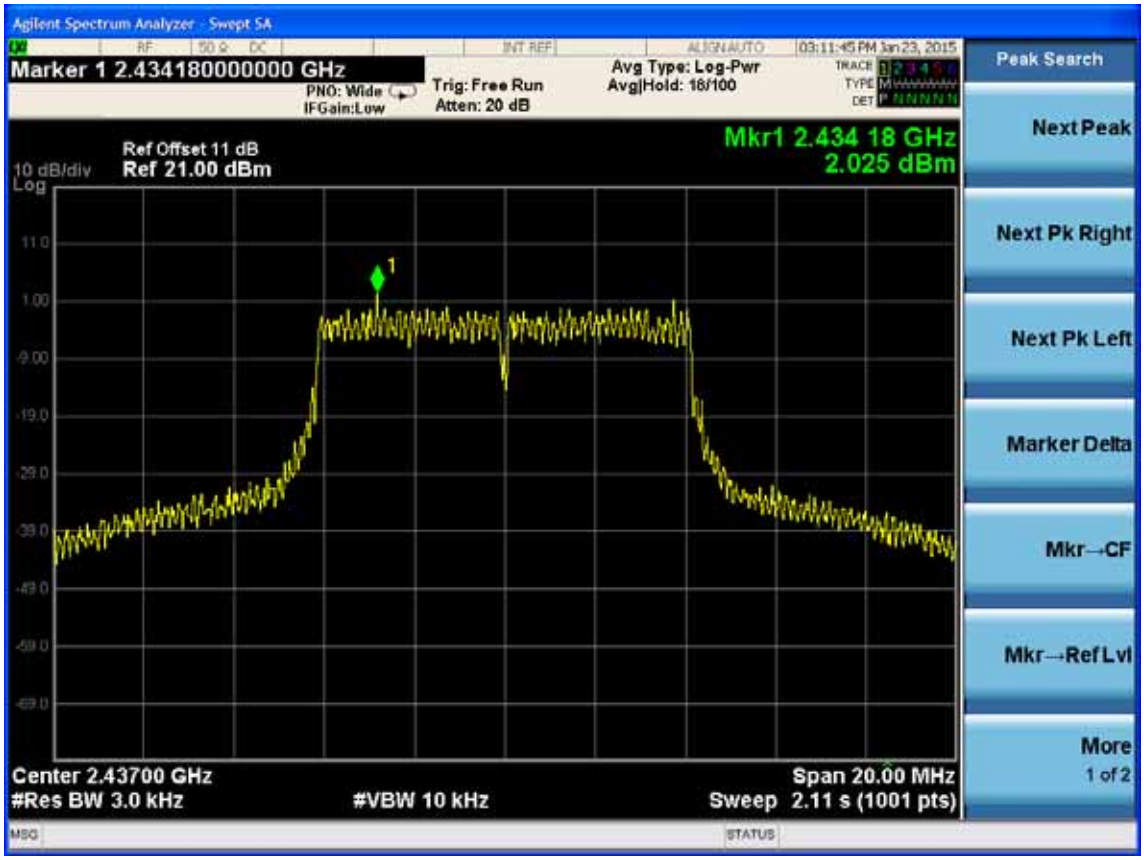

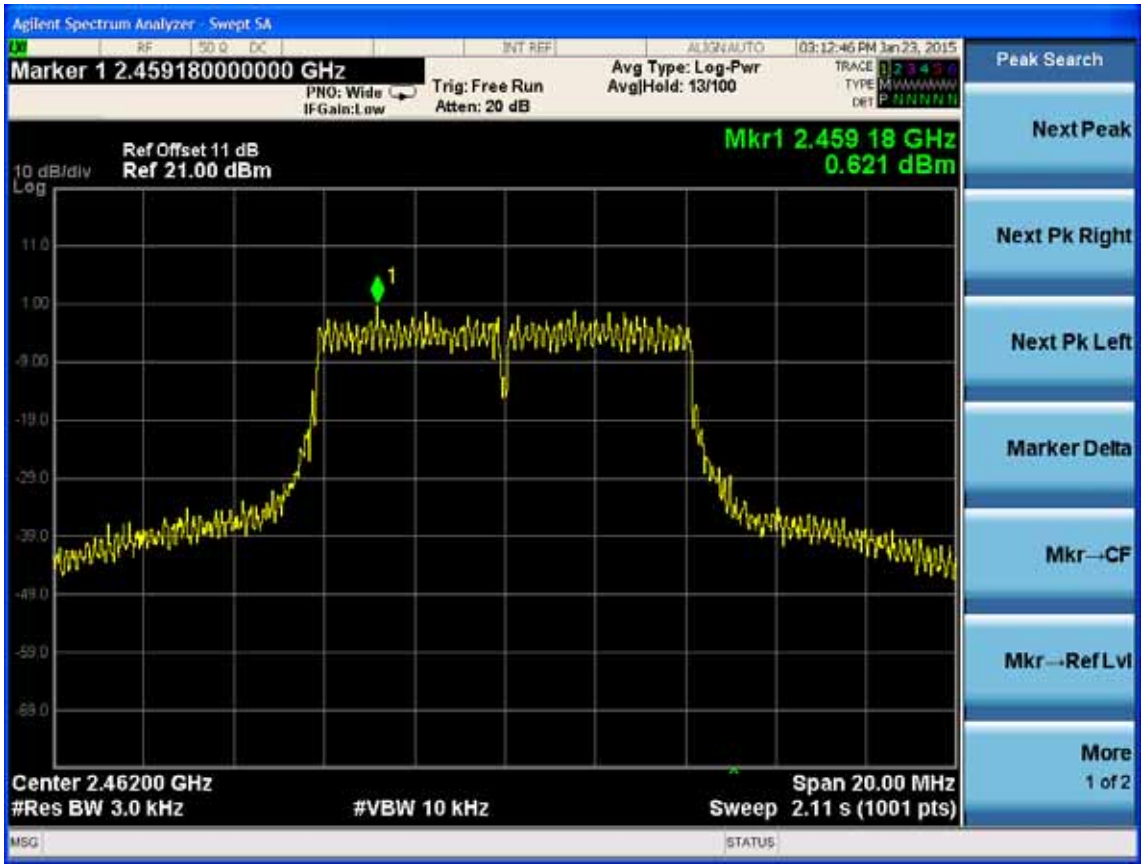

Test Mode: IEEE 11nHT20

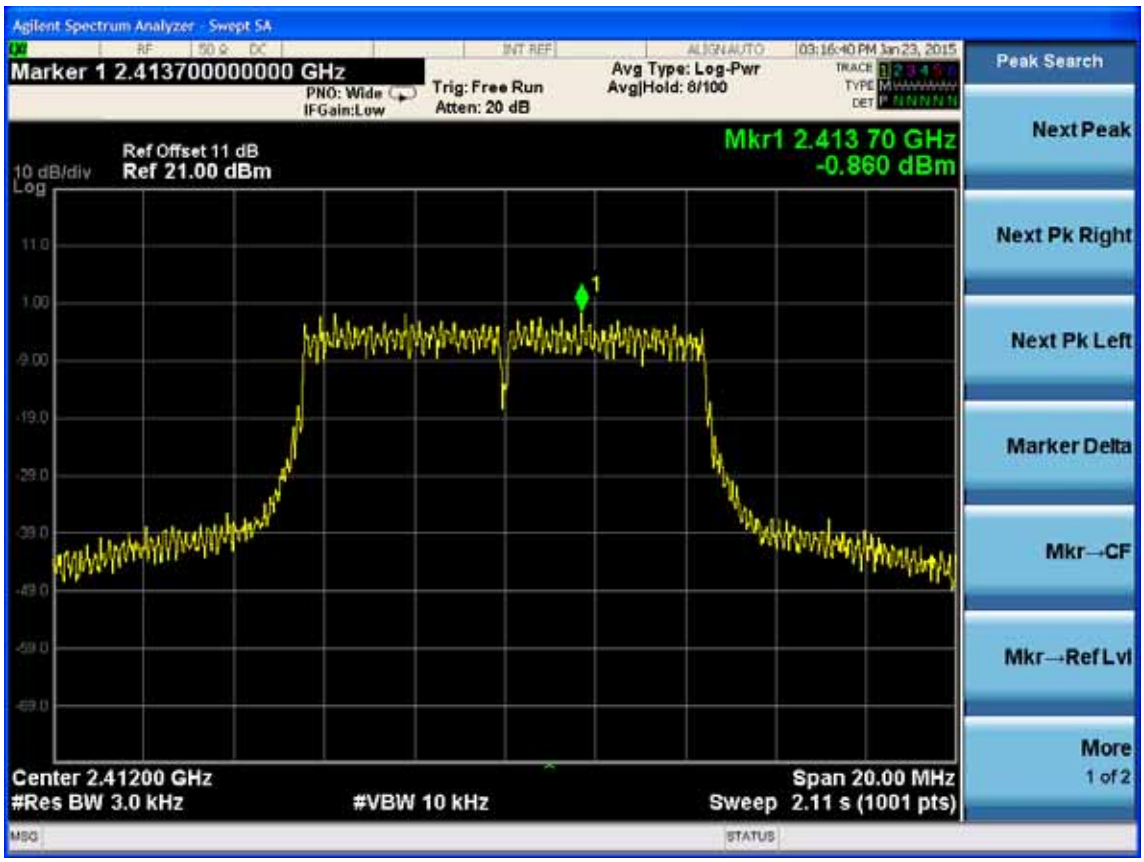

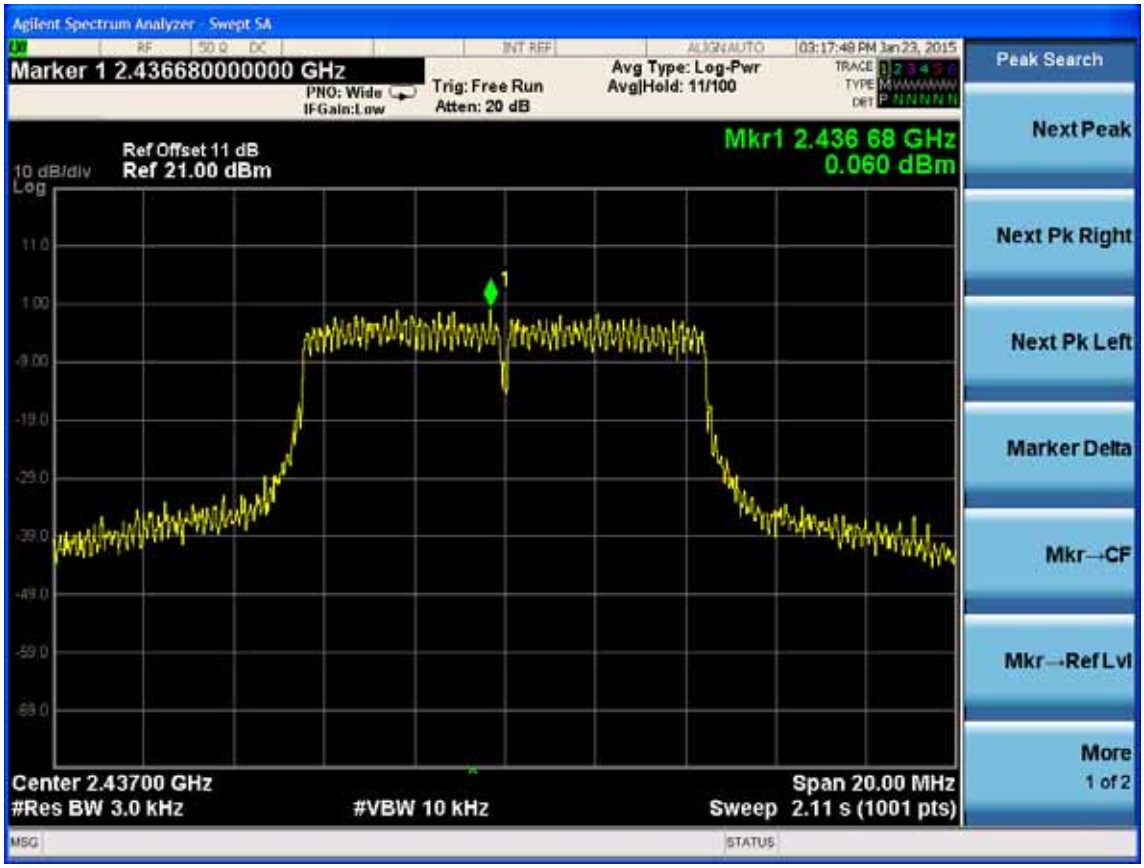
Agilent Spectrum Analyzer - Swept SA
Marker 1 2.436680000000 GHz
PNO: Wide
IFGain:Low
Trig: Free Run
Atten: 20 dB
Avg Type: Log-Pwr
Avg|Hold: 11/100
03:17:48 PM Jan 23, 2015
Ref Offset 11 dB
10 dB/div
Ref 21.00 dBm
Log
Mkr1 2.436 68 GHz
0.060 dBm
Center 2.43700 GHz
#Res BW 3.0 kHz
#VBW 10 kHz
Span 20.00 MHz
Sweep 2.11 s (1001 pts)
Peak Search
Next Peak
Next Pk Right
Next Pk Left
Marker Delta
Mkr→CF
Mkr→Ref Lvl
More
1 of 2

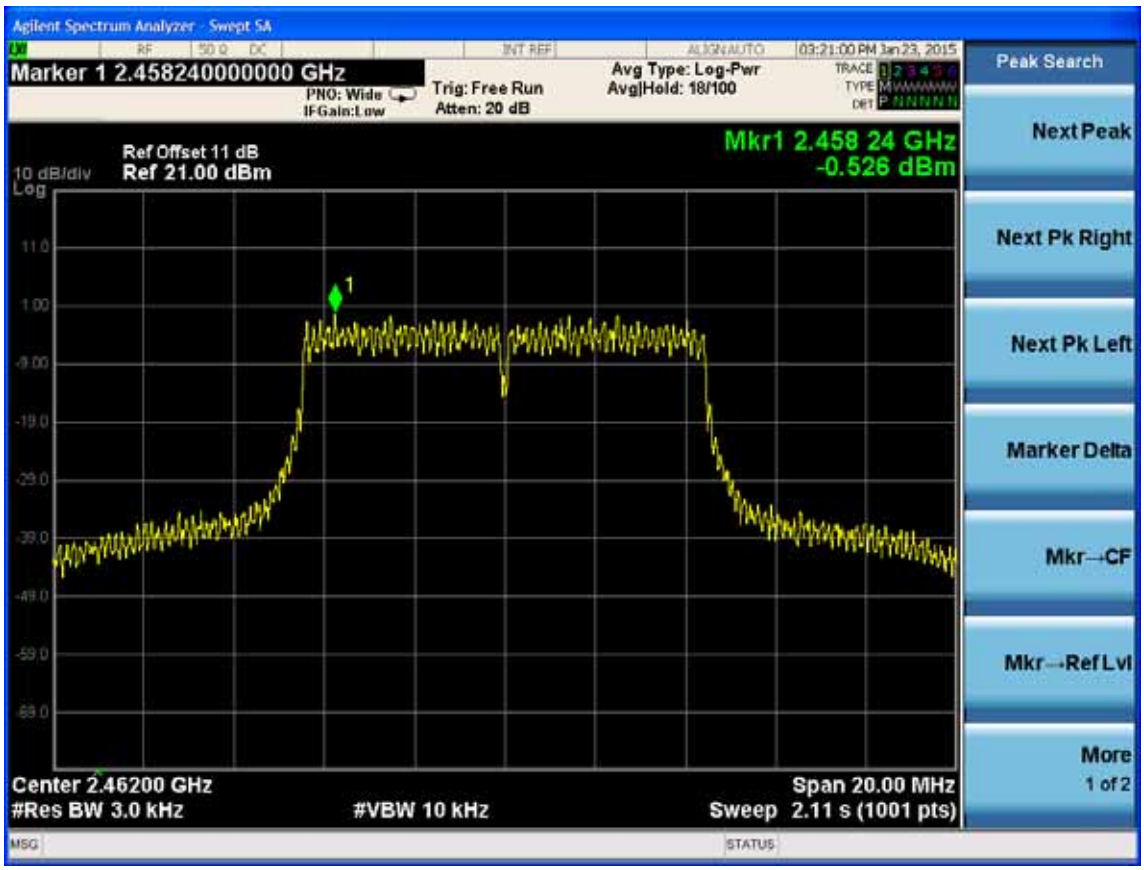
Agilent Spectrum Analyzer - Swept SA
Marker 1 2.458240000000 GHz
PNO: Wide
IFGain:Low
Trig: Free Run
Atten: 20 dB
Avg Type: Log-Pwr
Avg|Hold: 18/100
03:21:00 PM Jan 23, 2015
Ref Offset 11 dB
10 dB/div
Ref 21.00 dBm
Log
Mkr1 2.458 24 GHz
-0.526 dBm
Center 2.46200 GHz
#Res BW 3.0 kHz
#VBW 10 kHz
Span 20.00 MHz
Sweep 2.11 s (1001 pts)
Peak Search
Next Peak
Next Pk Right
Next Pk Left
Marker Delta
Mkr→CF
Mkr→Ref Lvl
More
1 of 2

20MHz Antenna 1

Test Mode: IEEE 802.11b

Test Mode: IEEE 802.11g

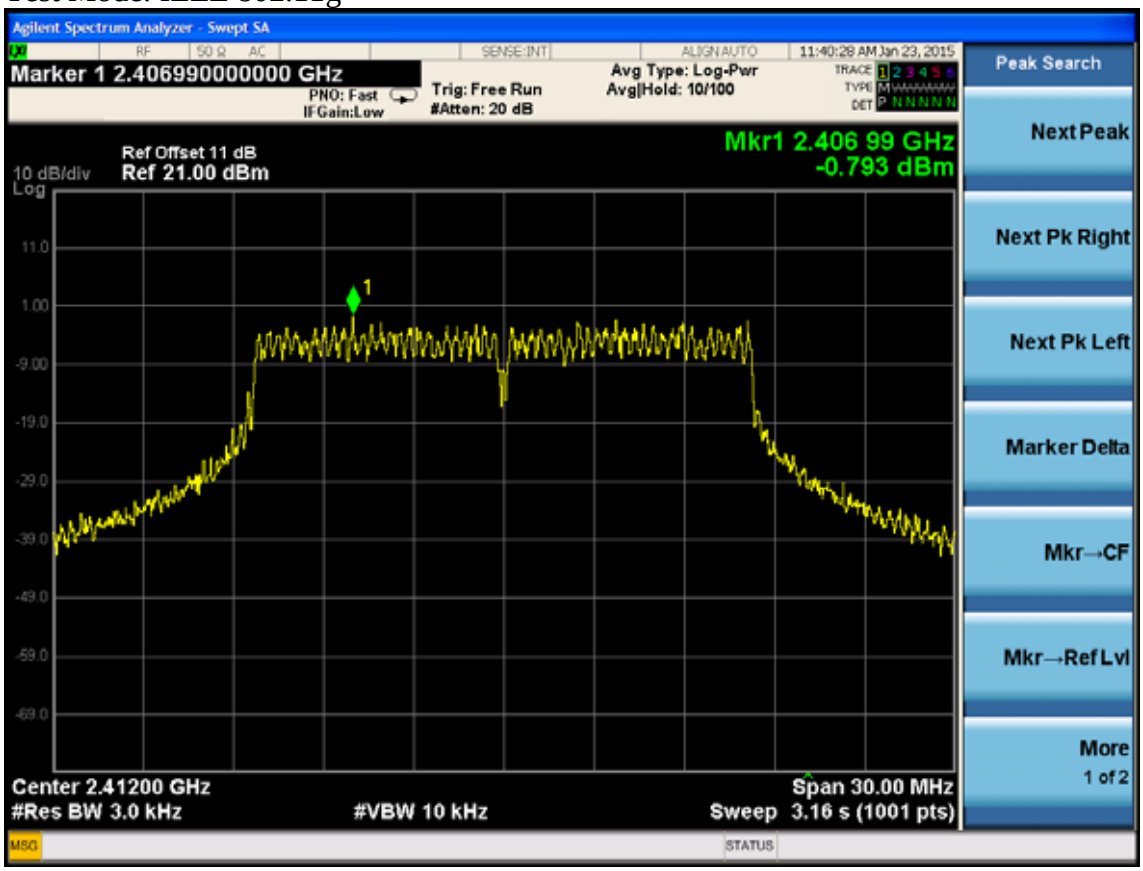

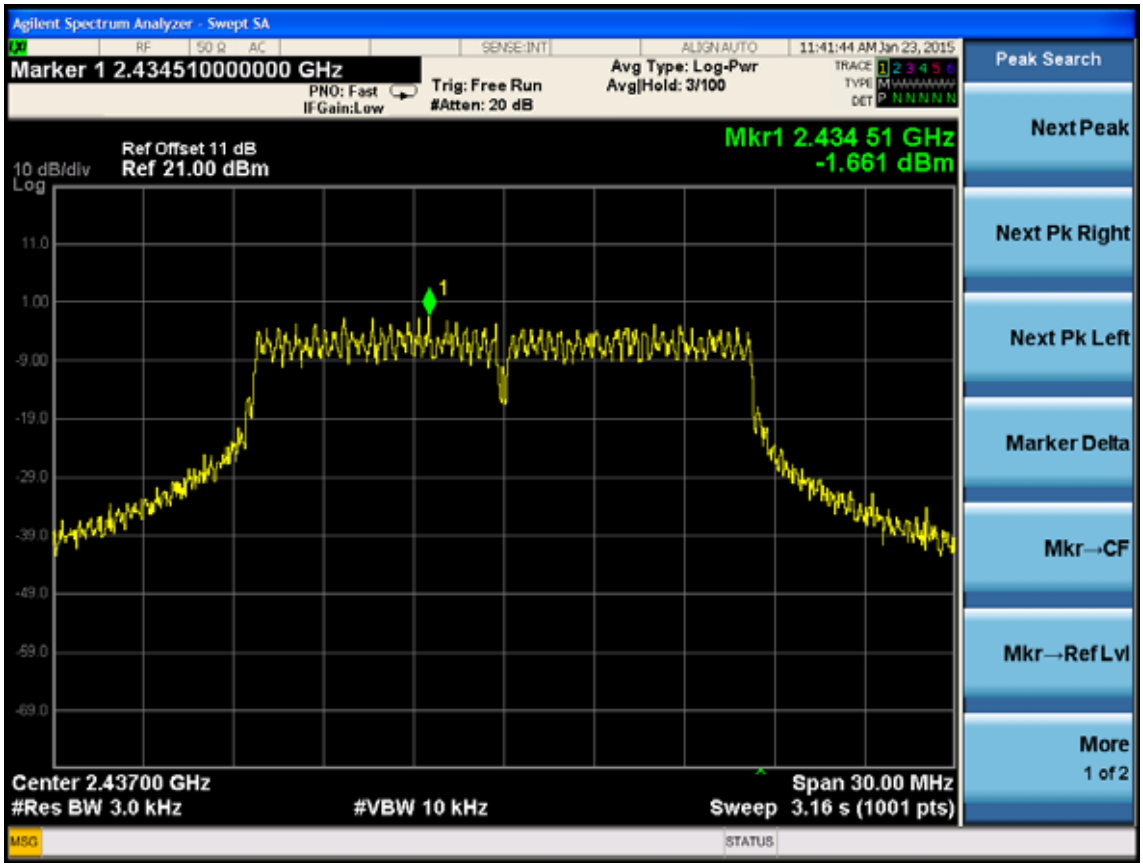
Agilent Spectrum Analyzer - Swept SA
Marker 1 2.434510000000 GHz
PNO: Fast
IFGain:Low
Trig: Free Run
#Atten: 20 dB
Avg Type: Log-Pwr
Avg|Hold: 3/100
11:41:44 AM Jan 23, 2015
Ref Offset 11 dB
10 dB/div
Ref 21.00 dBm
Log
Mkr1 2.434 51 GHz
-1.661 dBm
Center 2.43700 GHz
#Res BW 3.0 kHz
#VBW 10 kHz
Span 30.00 MHz
Sweep 3.16 s (1001 pts)
Peak Search
Next Peak
Next Pk Right
Next Pk Left
Marker Delta
Mkr→CF
Mkr→Ref Lvl
More
1 of 2

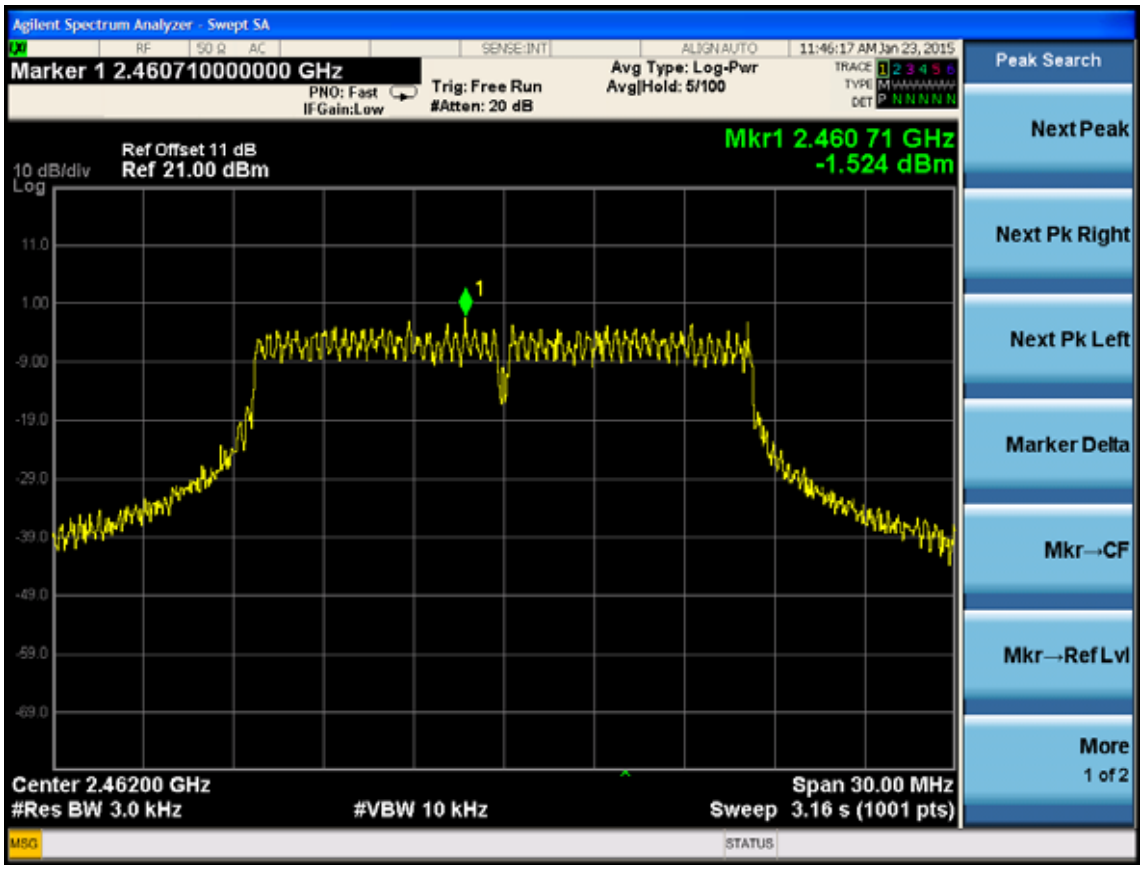
Agilent Spectrum Analyzer - Swept SA
Marker 1 2.460710000000 GHz
PNO: Fast
IFGain:Low
Trig: Free Run
#Atten: 20 dB
Avg Type: Log-Pwr
Avg|Hold: 5/100
11:46:17 AM Jan 23, 2015
Ref Offset 11 dB
10 dB/div
Ref 21.00 dBm
Log
Mkr1 2.460 71 GHz
-1.524 dBm
Center 2.46200 GHz
#Res BW 3.0 kHz
#VBW 10 kHz
Span 30.00 MHz
Sweep 3.16 s (1001 pts)
Peak Search
Next Peak
Next Pk Right
Next Pk Left
Marker Delta
Mkr→CF
Mkr→Ref Lvl
More
1 of 2

Test Mode: IEEE 11nHT20

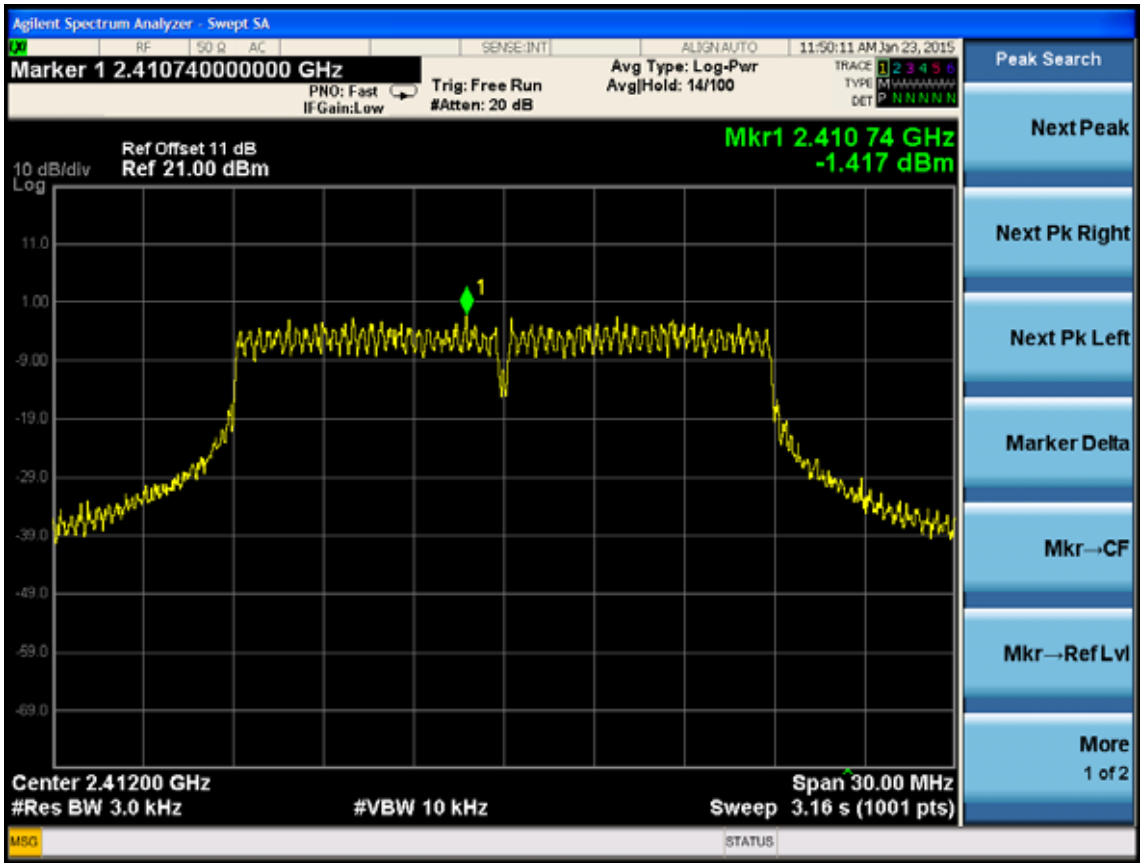

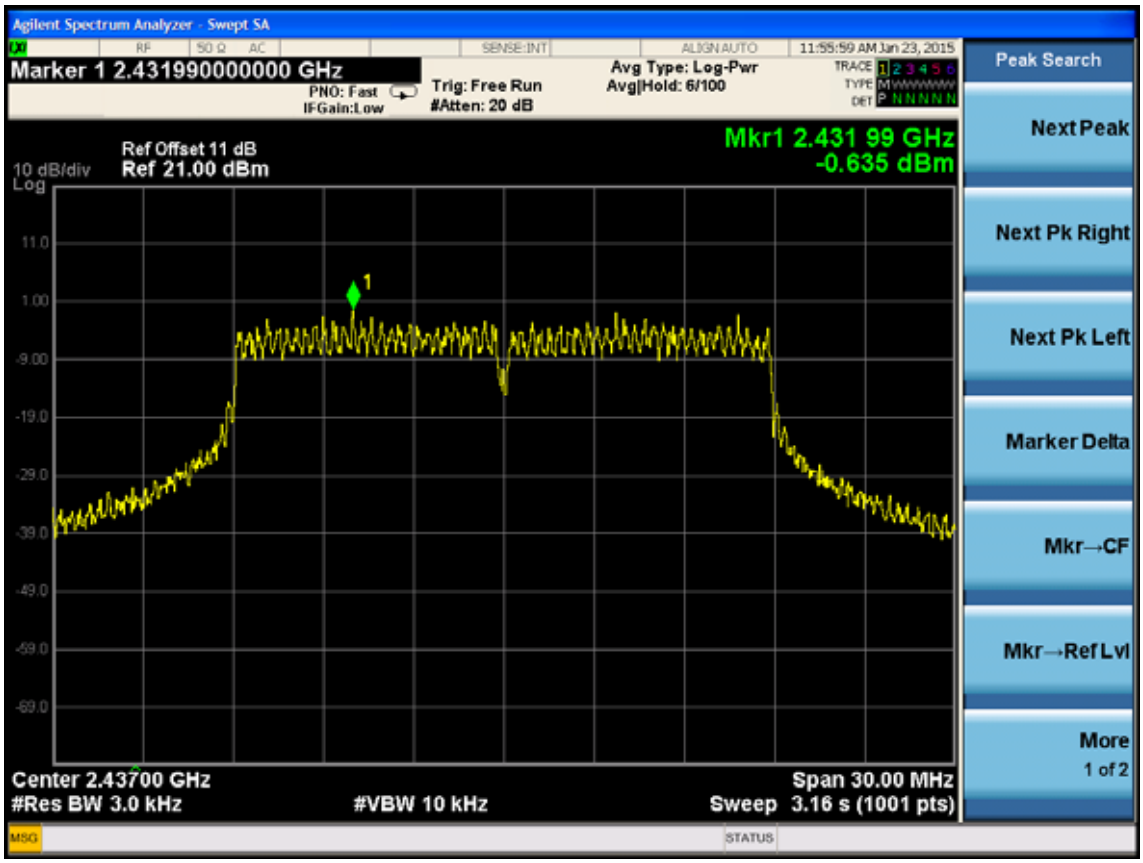

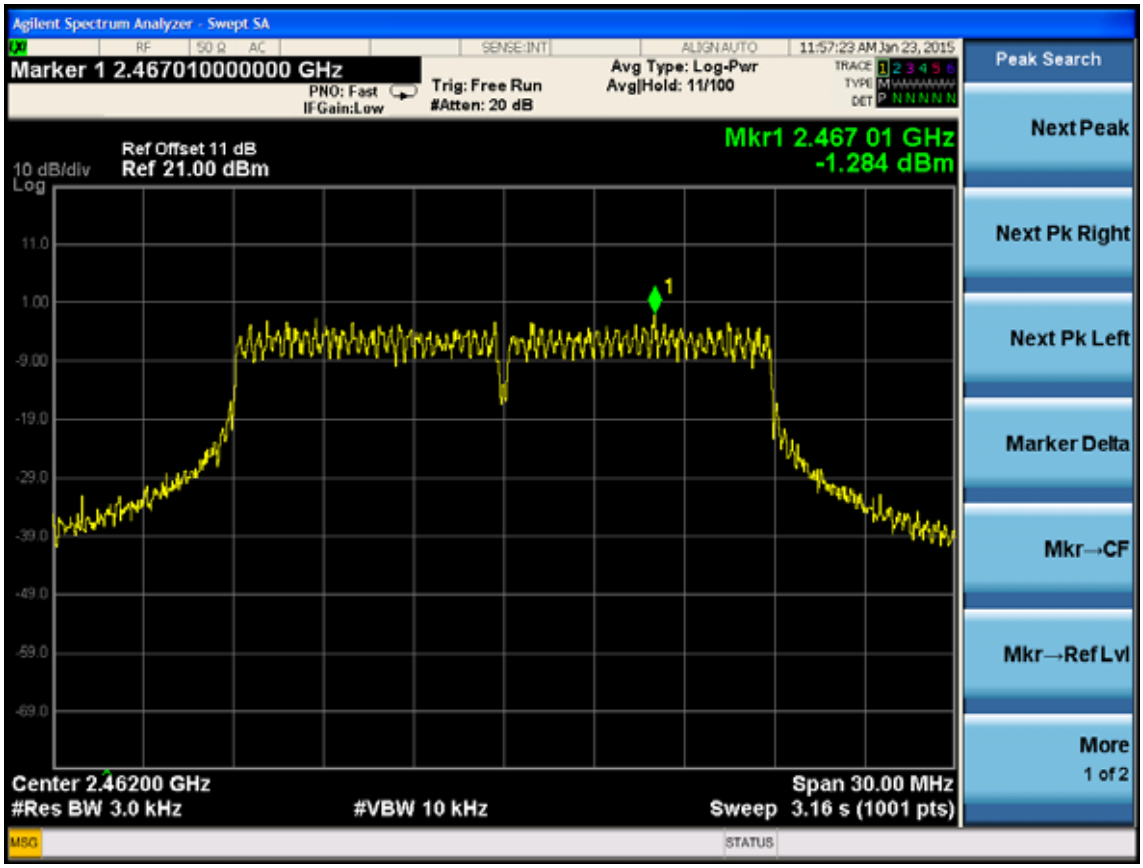

Test Mode: IEEE 11nHT40

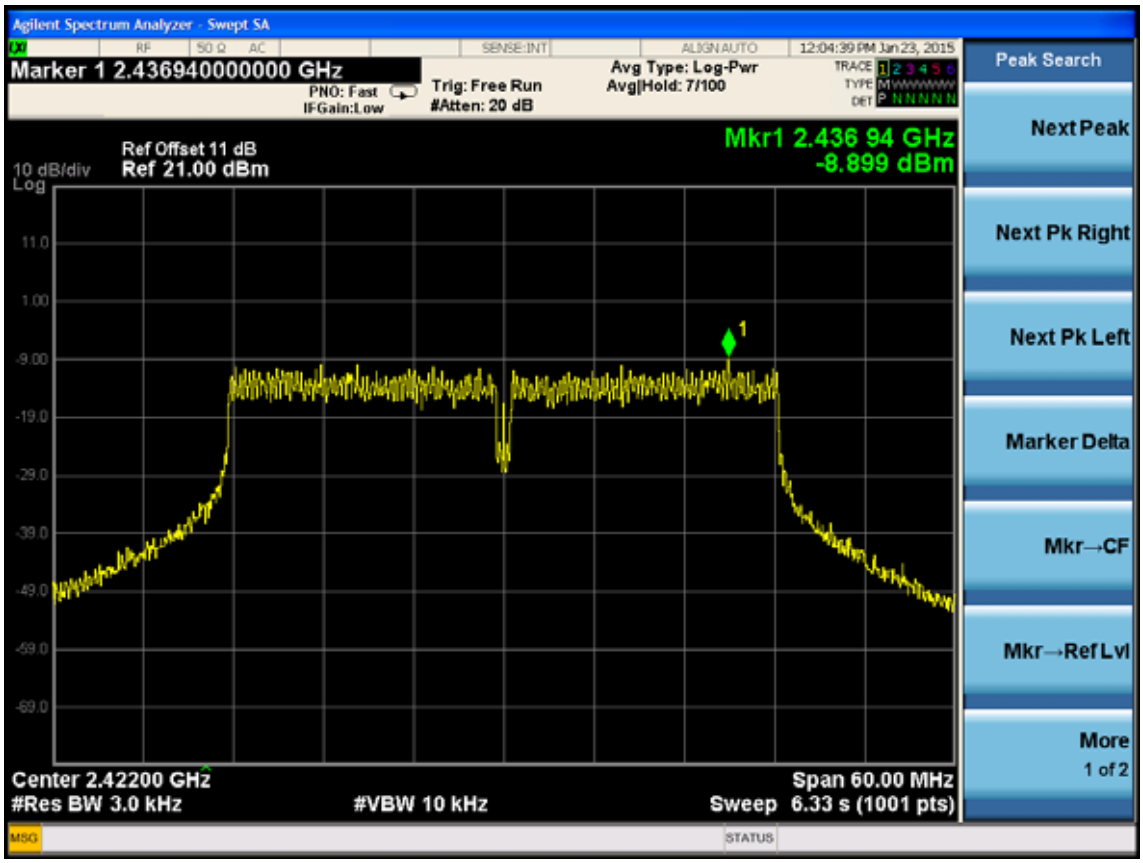

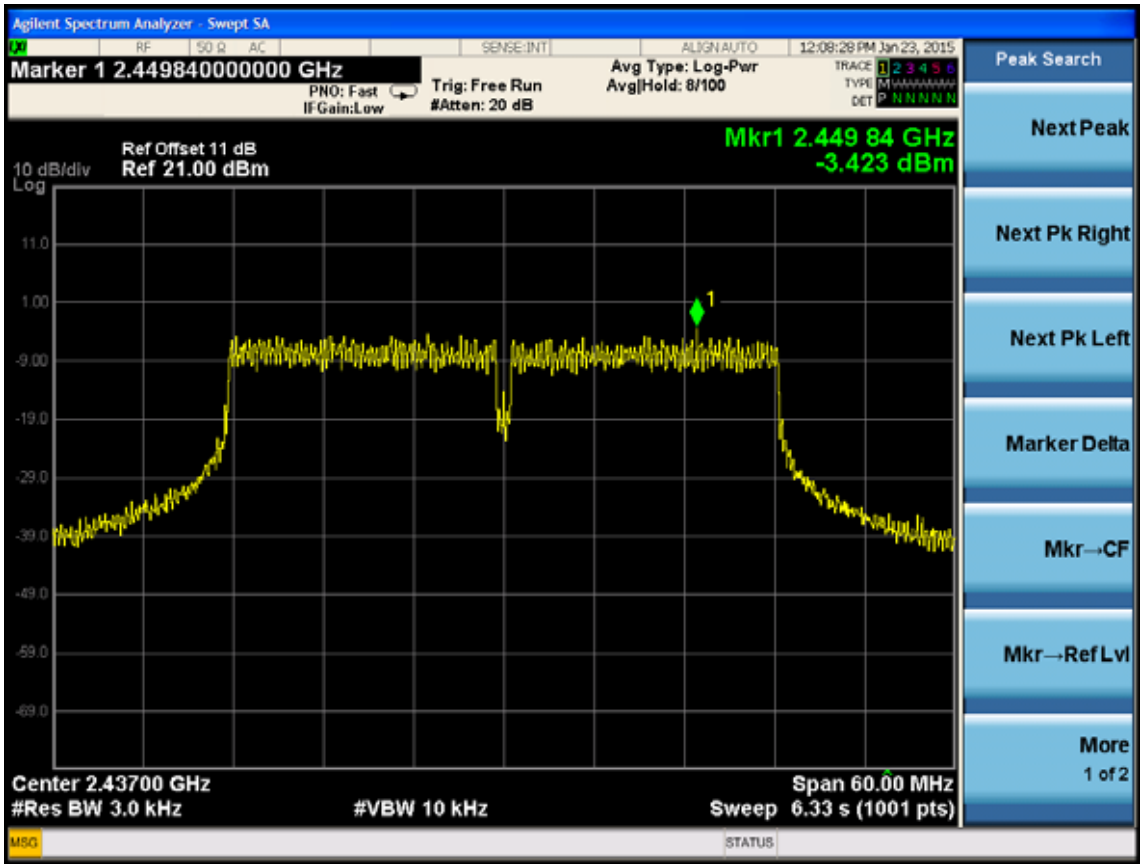
Agilent Spectrum Analyzer - Swept SA
Marker 1 2.449840000000 GHz
PNO: Fast
IFGain:Low
Trig: Free Run
#Atten: 20 dB
Avg Type: Log-Pwr
Avg|Hold: 8/100
12:08:28 PM Jan 23, 2015
Ref Offset 11 dB
10 dB/div
Ref 21.00 dBm
Log
Mkr1 2.449 84 GHz
-3.423 dBm
Center 2.43700 GHz
#Res BW 3.0 kHz
#VBW 10 kHz
Span 60.00 MHz
Sweep 6.33 s (1001 pts)
Peak Search
Next Peak
Next Pk Right
Next Pk Left
Marker Delta
Mkr→CF
Mkr→Ref Lvl
More
1 of 2

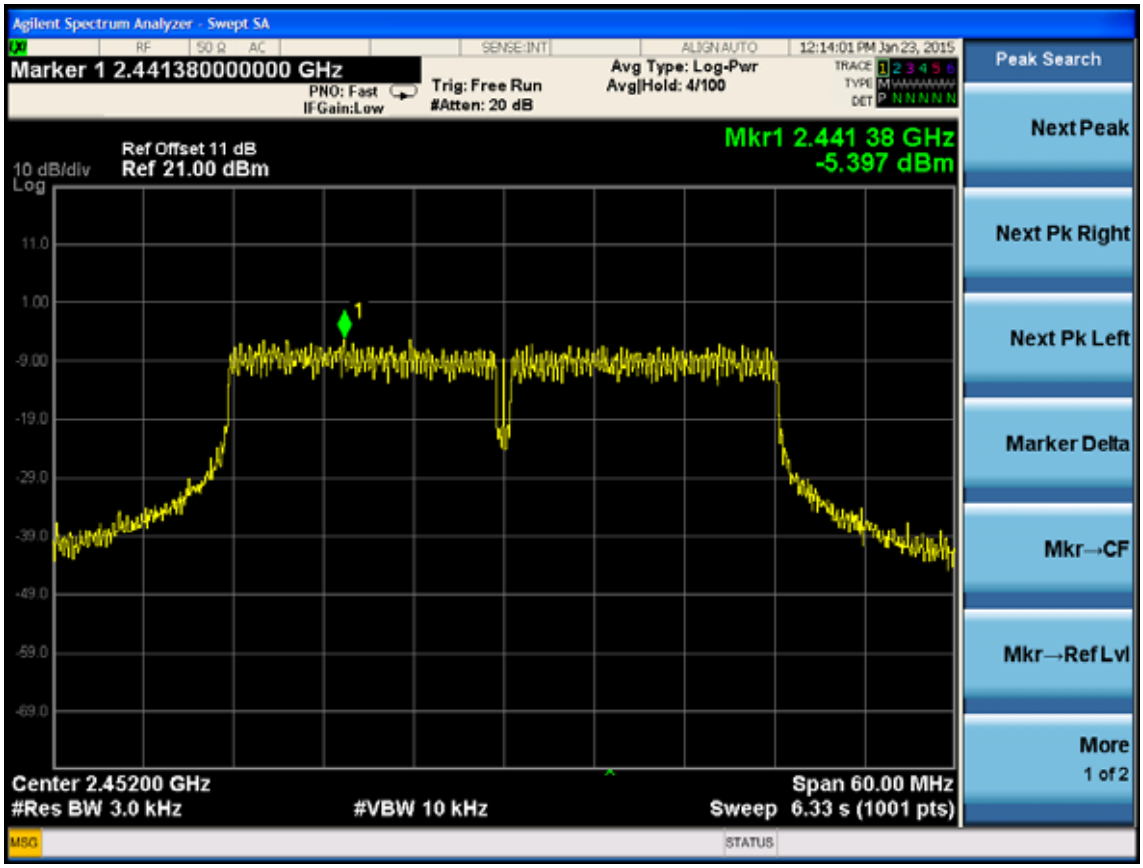
Agilent Spectrum Analyzer - Swept SA
Marker 1 2.441380000000 GHz
PNO: Fast
IFGain:Low
Trig: Free Run
#Atten: 20 dB
Avg Type: Log-Pwr
Avg|Hold: 4/100
12:14:01 PM Jan 23, 2015
Ref Offset 11 dB
10 dB/div
Ref 21.00 dBm
Log
Mkr1 2.441 38 GHz
-5.397 dBm
Center 2.45200 GHz
#Res BW 3.0 kHz
#VBW 10 kHz
Span 60.00 MHz
Sweep 6.33 s (1001 pts)
Peak Search
Next Peak
Next Pk Right
Next Pk Left
Marker Delta
Mkr→CF
Mkr→Ref Lvl
More
1 of 2

20MHz Antenna 2

Test Mode: IEEE 802.11b

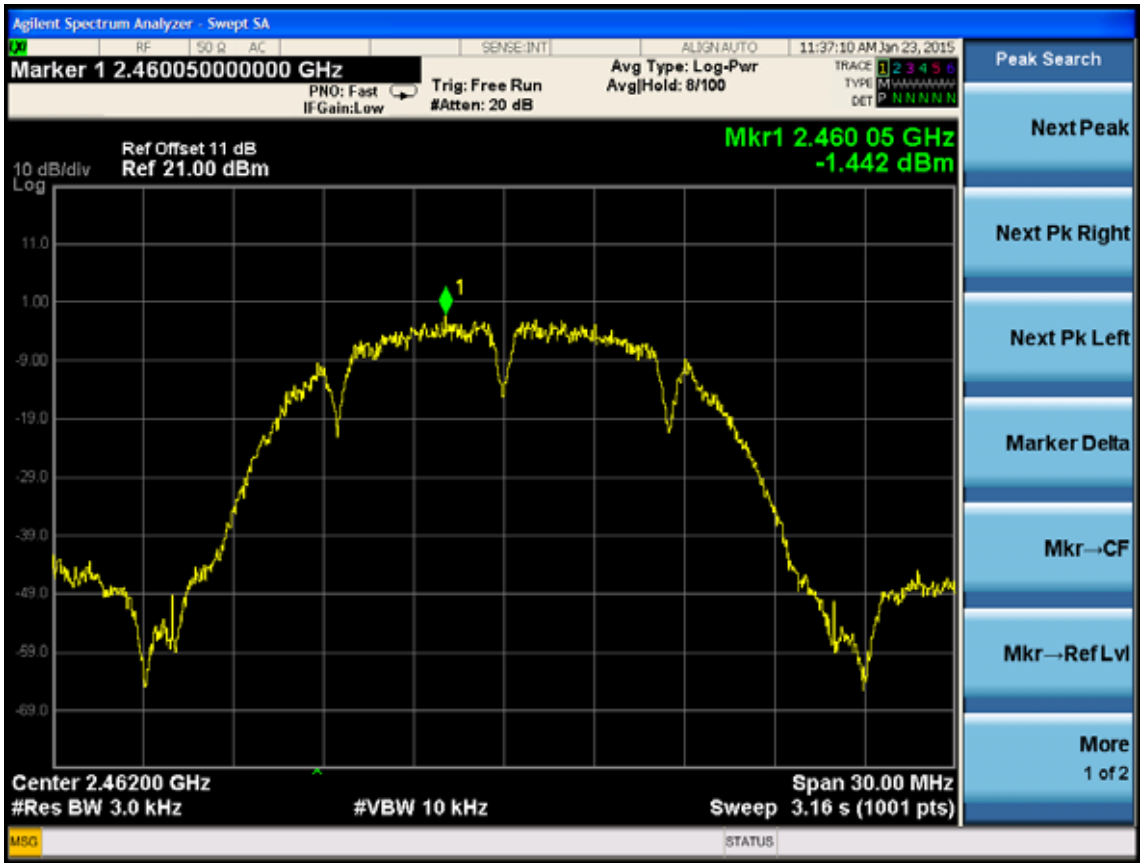

Test Mode: IEEE 802.11g

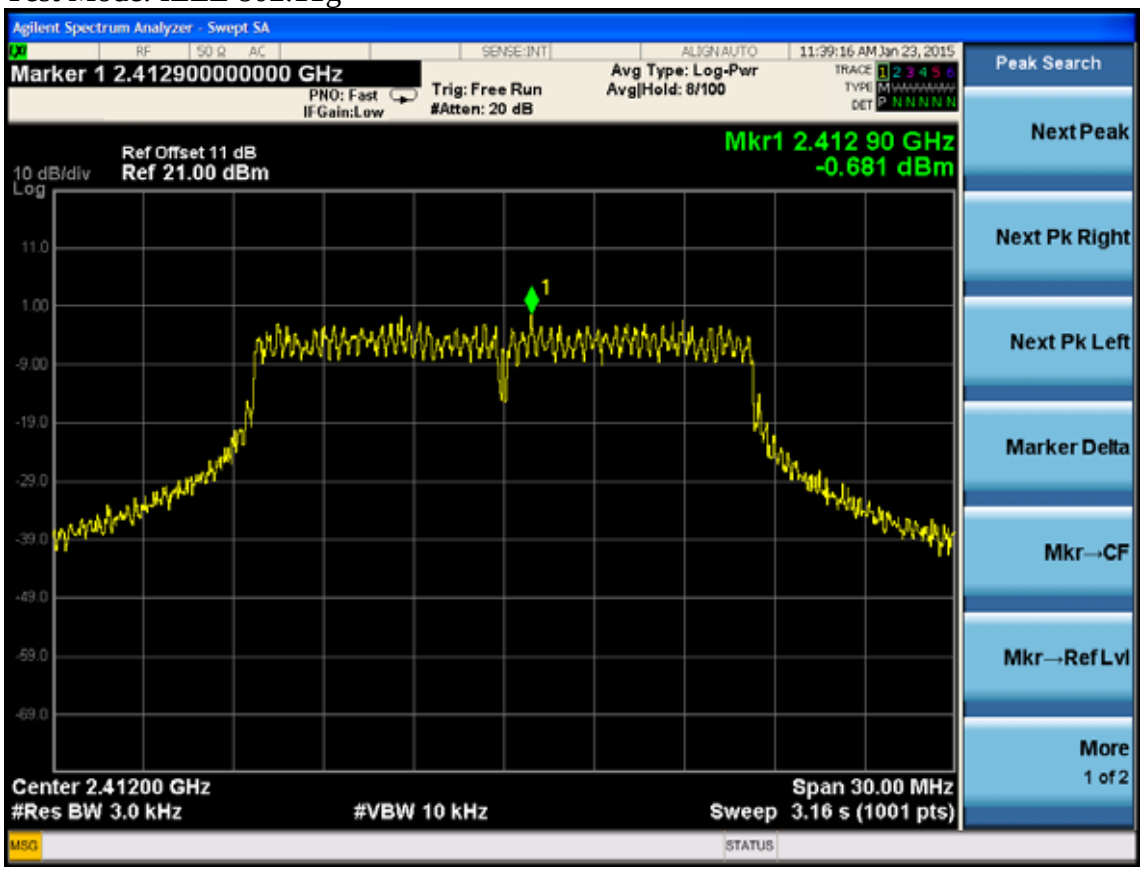

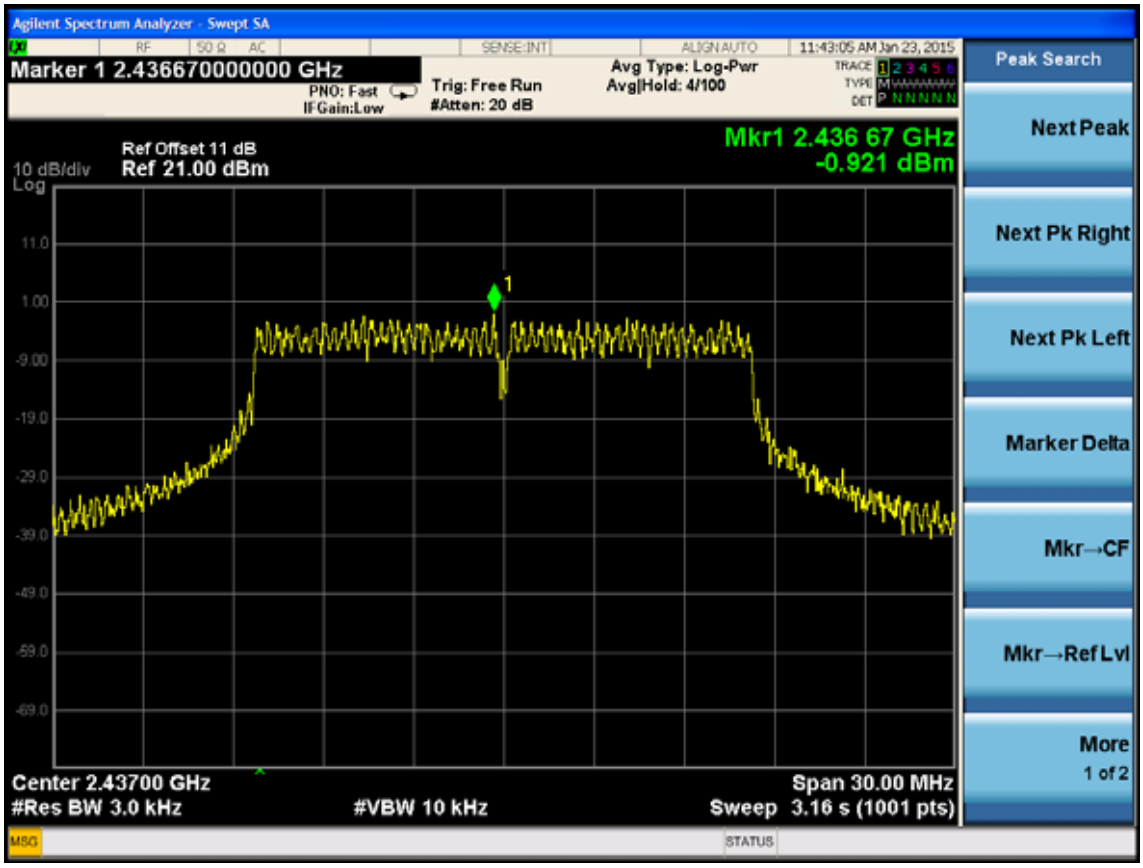
Agilent Spectrum Analyzer - Swept SA
Marker 1 2.436670000000 GHz
PNO: Fast
IFGain:Low
Trig: Free Run
#Atten: 20 dB
Avg Type: Log-Pwr
Avg|Hold: 4/100
11:43:05 AM Jan 23, 2015
Ref Offset 11 dB
10 dB/div
Ref 21.00 dBm
Log
Mkr1 2.436 67 GHz
-0.921 dBm
Center 2.43700 GHz
#Res BW 3.0 kHz
#VBW 10 kHz
Span 30.00 MHz
Sweep 3.16 s (1001 pts)
Peak Search
Next Peak
Next Pk Right
Next Pk Left
Marker Delta
Mkr→CF
Mkr→Ref Lvl
More
1 of 2

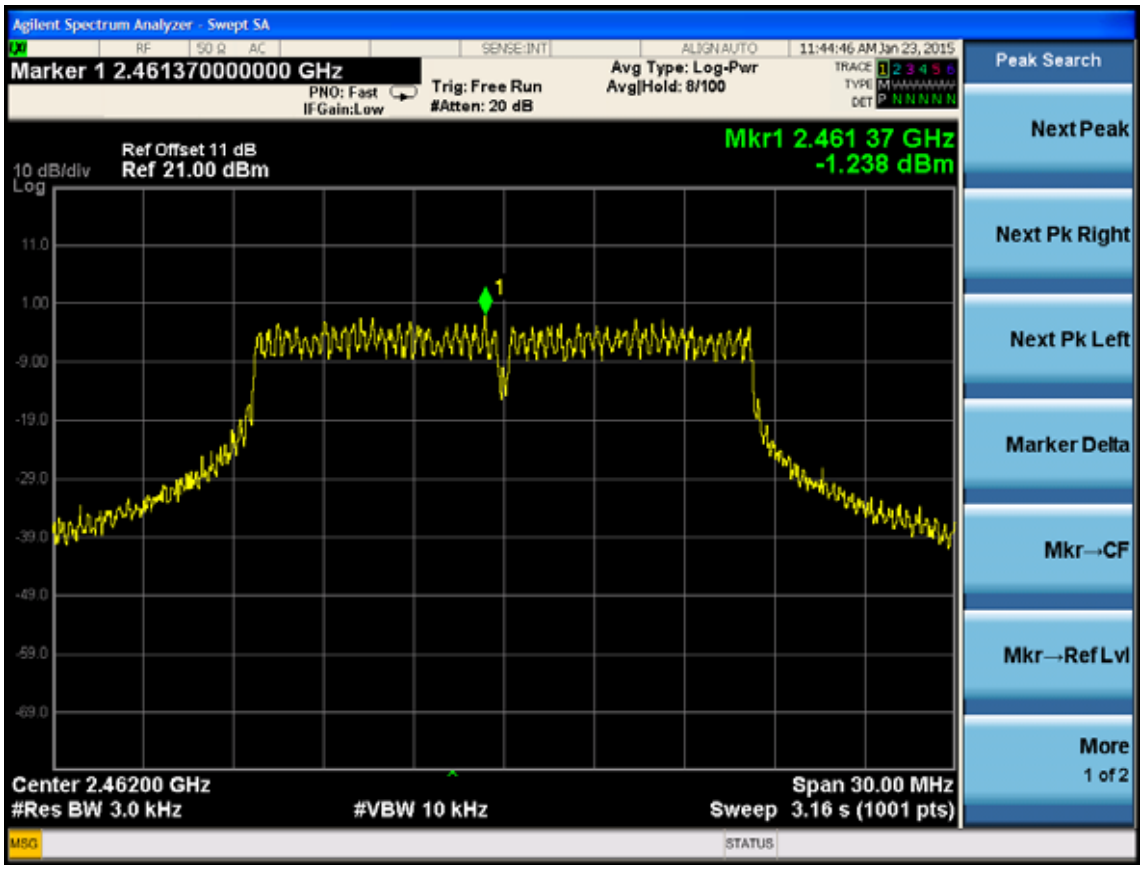
Agilent Spectrum Analyzer - Swept SA
Marker 1 2.461370000000 GHz
PNO: Fast
IFGain:Low
Trig: Free Run
#Atten: 20 dB
Avg Type: Log-Pwr
Avg|Hold: 8/100
11:44:46 AM Jan 23, 2015
Ref Offset 11 dB
10 dB/div
Ref 21.00 dBm
Log
Mkr1 2.461 37 GHz
-1.238 dBm
Center 2.46200 GHz
#Res BW 3.0 kHz
#VBW 10 kHz
Span 30.00 MHz
Sweep 3.16 s (1001 pts)
Peak Search
Next Peak
Next Pk Right
Next Pk Left
Marker Delta
Mkr→CF
Mkr→Ref Lvl
More
1 of 2

Test Mode: IEEE 11nHT20

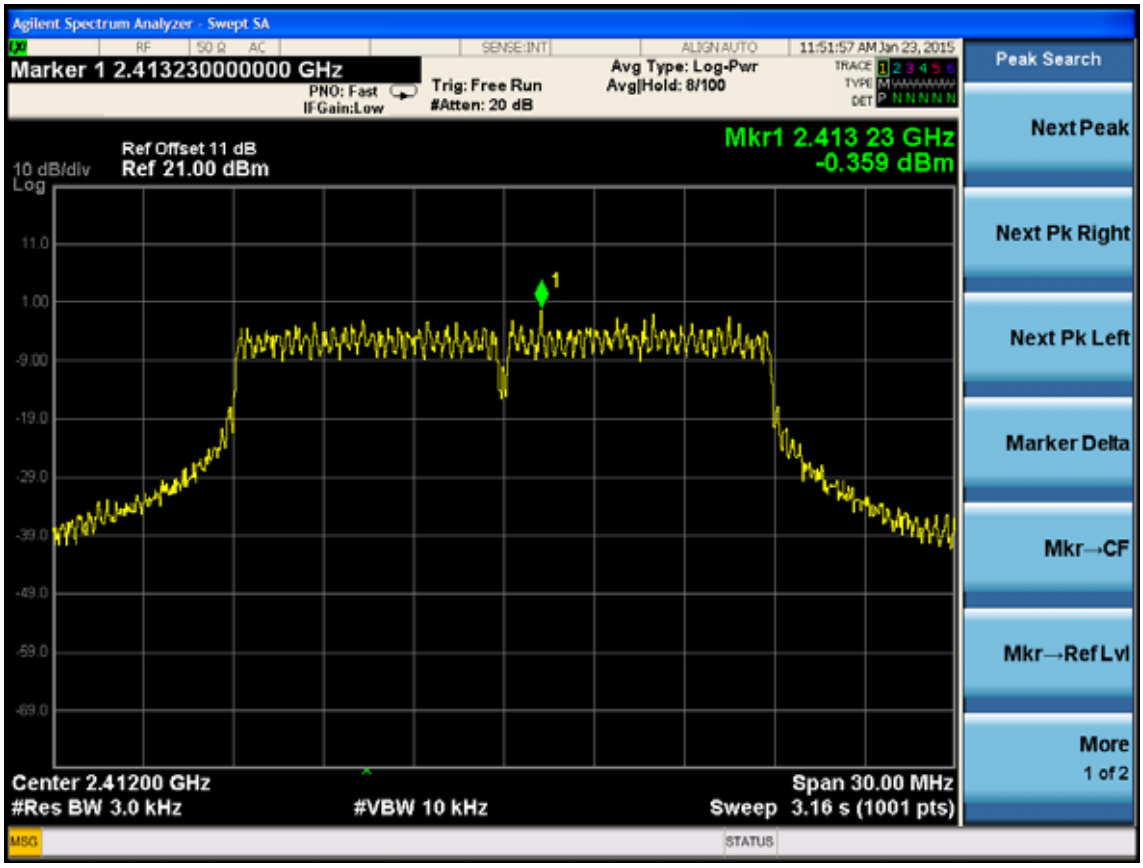

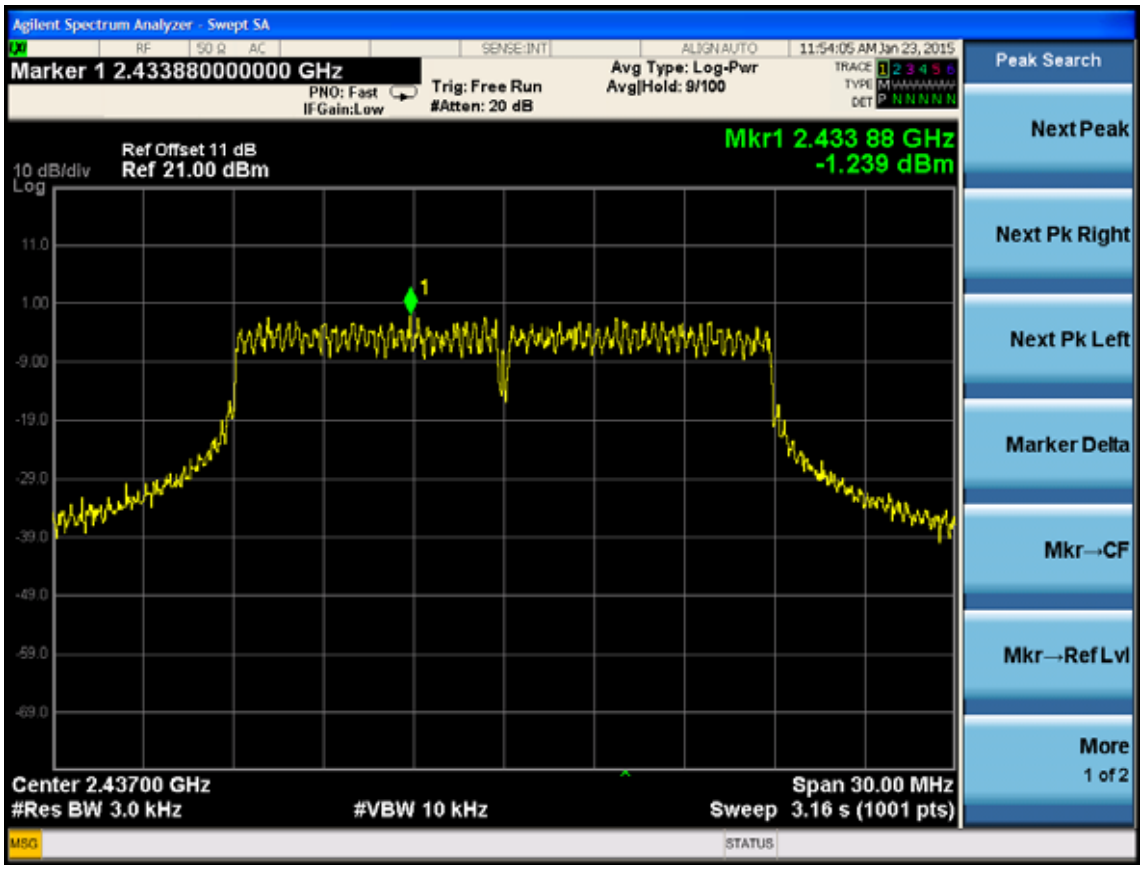

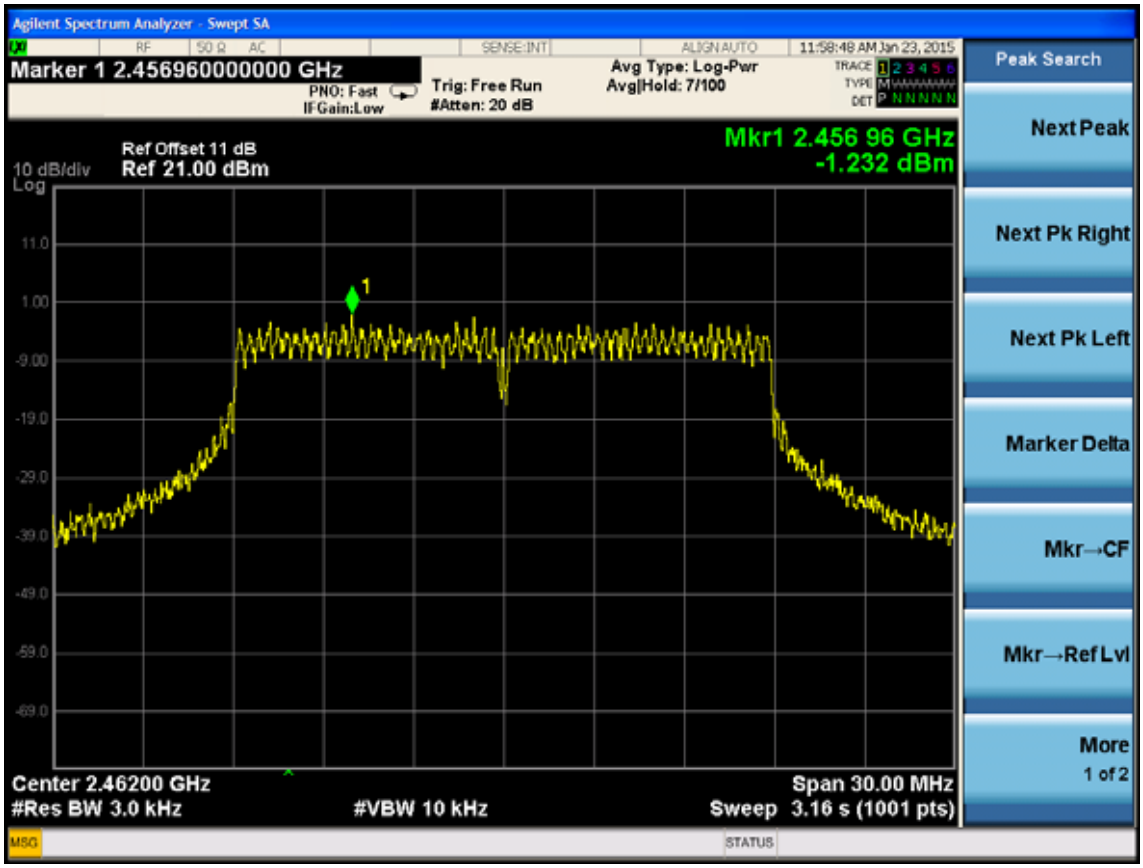

Test Mode: IEEE 11nHT40

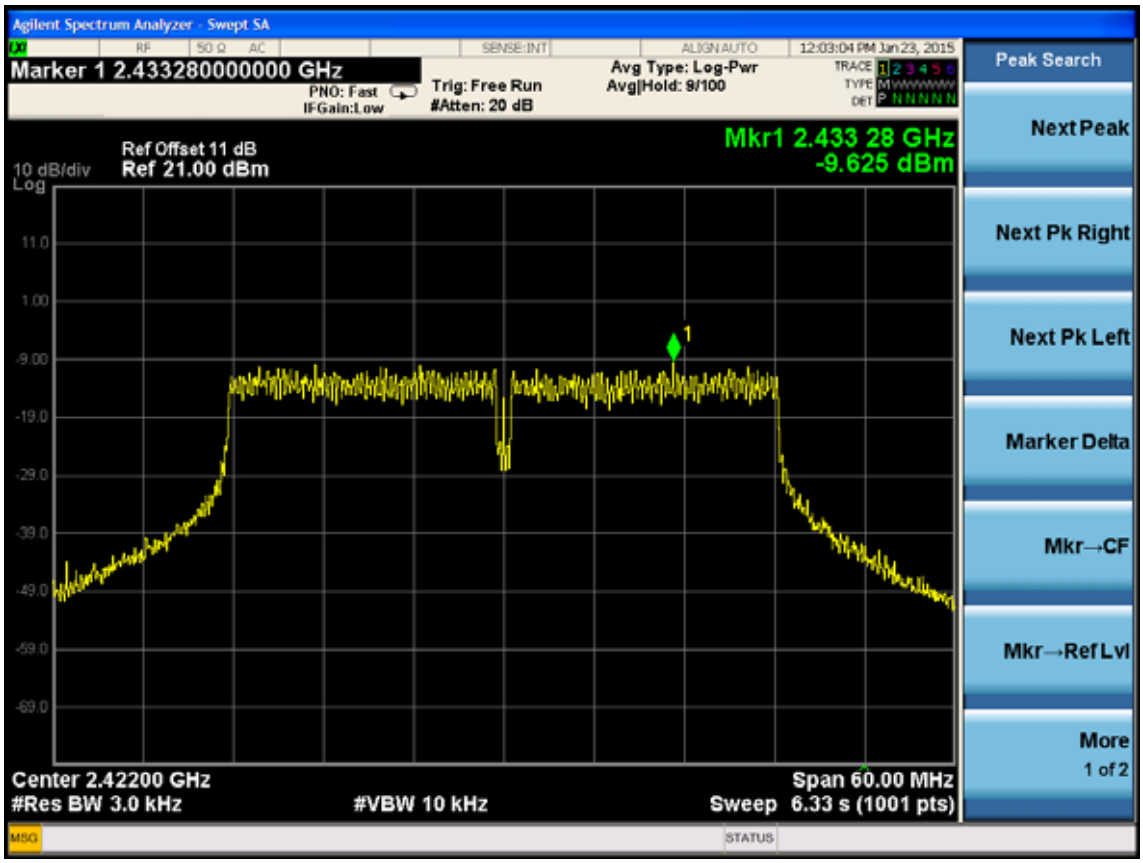

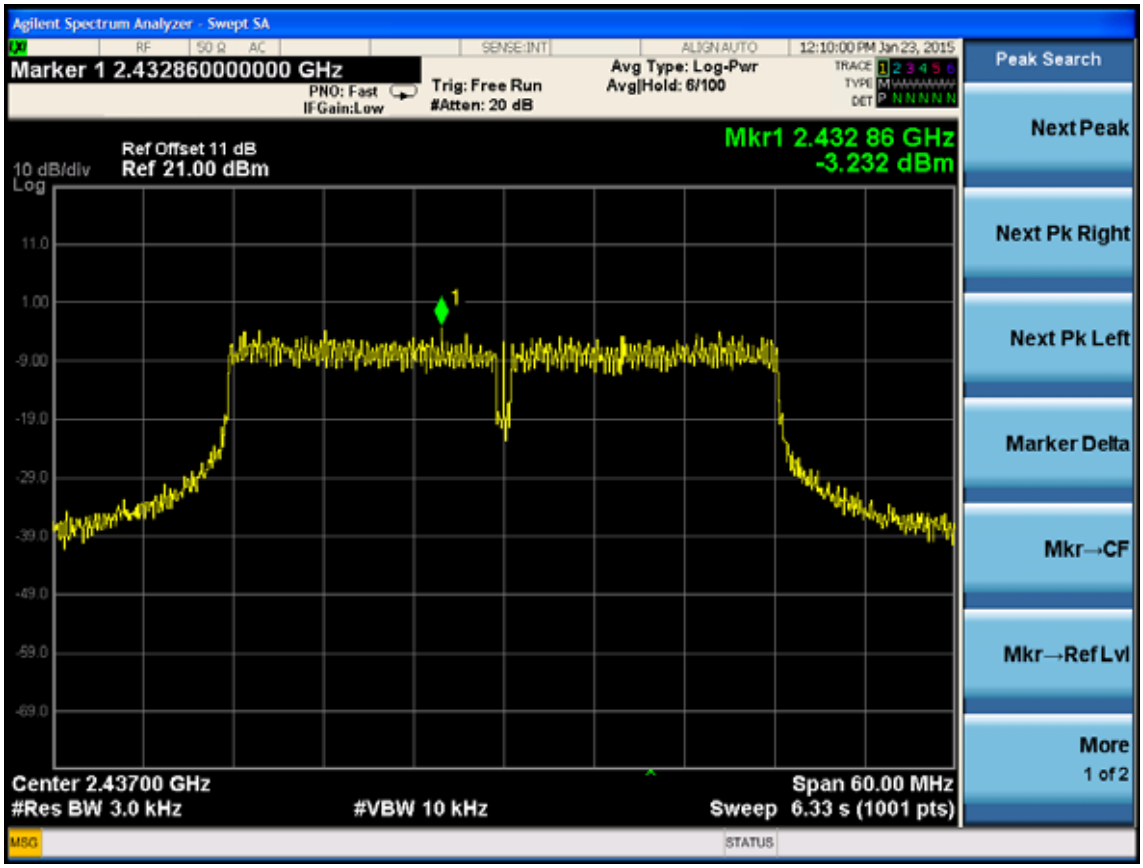
Agilent Spectrum Analyzer - Swept SA
Marker 1 2.432860000000 GHz
PNO: Fast
IFGain:Low
Trig: Free Run
#Atten: 20 dB
Avg Type: Log-Pwr
Avg|Hold: 6/100
12:10:00 PM Jan 23, 2015
Ref Offset 11 dB
10 dB/div
Ref 21.00 dBm
Log
Mkr1 2.432 86 GHz
-3.232 dBm
Center 2.43700 GHz
#Res BW 3.0 kHz
#VBW 10 kHz
Span 60.00 MHz
Sweep 6.33 s (1001 pts)
Peak Search
Next Peak
Next Pk Right
Next Pk Left
Marker Delta
Mkr→CF
Mkr→Ref Lvl
More
1 of 2

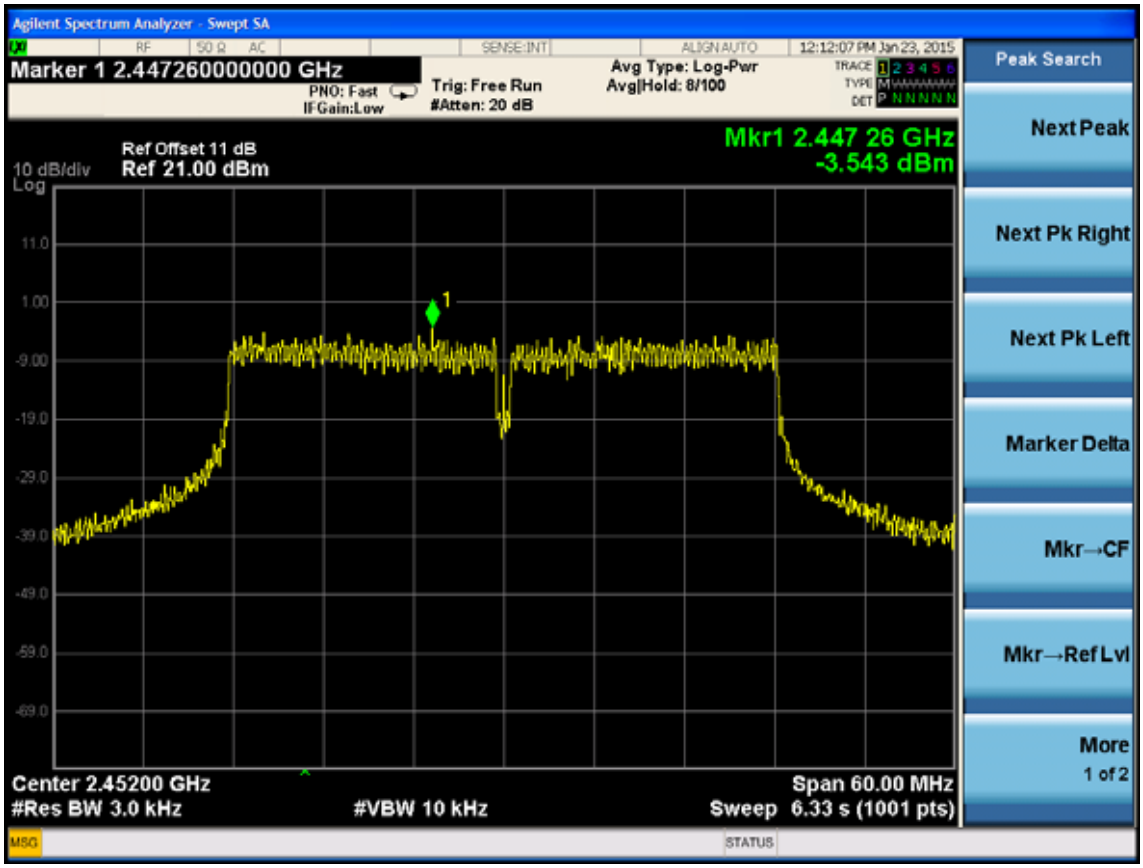
Agilent Spectrum Analyzer - Swept SA
Marker 1 2.447260000000 GHz
PNO: Fast
IFGain:Low
Trig: Free Run
#Atten: 20 dB
Avg Type: Log-Pwr
Avg|Hold: 8/100
12:12:07 PM Jan 23, 2015
Ref Offset 11 dB
10 dB/div
Ref 21.00 dBm
Log
Mkr1 2.447 26 GHz
-3.543 dBm
Center 2.45200 GHz
#Res BW 3.0 kHz
#VBW 10 kHz
Span 60.00 MHz
Sweep 6.33 s (1001 pts)
Peak Search
Next Peak
Next Pk Right
Next Pk Left
Marker Delta
Mkr→CF
Mkr→Ref Lvl
More
1 of 2