FCC Test Report

Equipment	:	Smart Wi-Fi Plug
Brand Name	:	TP-Link
Model No.	:	HS100
FCC ID	:	TE7HS100V2
Standard	:	47 CFR FCC Part 15.247
Operating Band	:	2400 MHz – 2483.5 MHz
Function	:	☒ Point-to-multipoint; ☐ Point-to-point
Applicant / Manufacturer	:	TP-Link Technologies Co., Ltd. Building 24(floors1,3,4,5) and 28(floors1-4) Central Science and Technology Park, Shennan Rd, Nanshan, Shenzhen, China

The product sample received on Mar. 14, 2017 and completely tested on Apr. 07, 2017. We, SPORTON, would like to declare that the tested sample has been evaluated in accordance with the procedures given in ANSI C63.10-2013 and shown compliance with the applicable technical standards.

The test results in this report apply exclusively to the tested model / sample. Without written approval of SPORTON INTERNATIONAL INC., the test report shall not be reproduced except in full.

Phoenix Chen
SPORTON INTERNATIONAL INC.

Testing Laboratory
1190

Table of Contents

1 GENERAL DESCRIPTION 5

1.1 Information 5
1.2 Testing Applied Standards 6
1.3 Testing Location Information 6
1.4 Measurement Uncertainty 6

2 TEST CONFIGURATION OF EUT 7

2.1 Test Condition 7
2.2 Test Channel Mode 7
2.3 The Worst Case Measurement Configuration 8
2.4 Support Equipment 9
2.5 Test Setup Diagram 10

3 TRANSMITTER TEST RESULT 12

3.1 AC Power-line Conducted Emissions 12
3.2 DTS Bandwidth 13
3.3 Maximum Conducted Output Power 14
3.4 Power Spectral Density 16
3.5 Emissions in Non-restricted Frequency Bands 17
3.6 Emissions in Restricted Frequency Bands 18

4 TEST EQUIPMENT AND CALIBRATION DATA 22

APPENDIX A. TEST RESULTS OF AC POWER-LINE CONDUCTED EMISSIONS

APPENDIX B. TEST RESULTS OF DTS BANDWIDTH

APPENDIX C. TEST RESULTS OF MAXIMUM CONDUCTED OUTPUT POWER

APPENDIX D. TEST RESULTS OF POWER SPECTRAL DENSITY

APPENDIX E. TEST RESULTS OF EMISSIONS IN NON-RESTRICTED FREQUENCY BANDS

APPENDIX F. TEST RESULTS OF EMISSIONS IN RESTRICTED FREQUENCY BANDS

APPENDIX G. TEST PHOTOS

PHOTOGRAPHS OF EUT v01

Summary of Test Result

Conformance Test Specifications				
Report Clause	**Ref. Std. Clause**	**Description**	**Limit**	**Result**
1.1.2	15.203	Antenna Requirement	FCC 15.203	Complied
3.1	15.207	AC Power-line Conducted Emissions	FCC 15.207	Complied
3.2	15.247(a)	DTS Bandwidth	≥500kHz	Complied
3.3	15.247(b)	Maximum Conducted Output Power	Power [dBm]:30	Complied
3.4	15.247(e)	Power Spectral Density	PSD [dBm/3kHz]:8	Complied
3.5	15.247(d)	Emissions in Non-restricted Frequency Bands	Non-Restricted Bands: > 30 dBc	Complied
3.6	15.247(d)	Emissions in Restricted Frequency Bands	Restricted Bands: FCC 15.209	Complied

Revision History

Report No.	Version	Description	Issued Date
FR731421AC	Rev. 01	Initial issue of report	Jun. 23, 2017

1 General Description

1.1 Information

1.1.1 RF General Information

Frequency Range (MHz)	IEEE Std. 802.11	Ch. Frequency (MHz)	Channel Number
2400-2483.5	b, g, n (HT20)	2412-2462	1-11 [11]
2400-2483.5	n (HT40)	2422-2452	3-9 [7]

Band	Mode	BWch (MHz)	Nant
2.4G	11b	20	1
2.4G	11g	20	1
2.4G	HT20	20	1
2.4G	HT40	40	1

Note:
- 11b mode uses a combination of DSSS-DBPSK, DQPSK, CCK modulation.
- 11g, HT20 and HT40 use a combination of OFDM-BPSK, QPSK, 16QAM, 64QAM modulation.
- BWch is the nominal channel bandwidth.

1.1.2 Antenna Information

Ant.	Port	Brand	Model Name	Antenna Type	Connector	Gain (dBi)
1	1	-	-	PIFA Antenna	mini Murata	2.48

1.1.3 EUT Information

Operational Condition				
EUT Power Type	From Switching			
Beamforming Function	☐	With beamforming	☒	Without beamforming

Type of EUT		
☒	Stand-alone	
☐	Combined (EUT where the radio part is fully integrated within another device)	
	Combined Equipment - Brand Name / Model No.:	…
☐	Plug-in radio (EUT intended for a variety of host systems)	
	Host System - Brand Name / Model No.:	…
☐	Other:	

1.1.4 Mode Test Duty Cycle

Mode	DC	DCF(dB)	T(s)	VBW(Hz) ≥ 1/T
802.11b	0.998	0.009	n/a (DC>=0.98)	n/a (DC>=0.98)
802.11g	0.959	0.182	2.025m	1k
802.11n HT20	0.839	0.762	1.892m	1k
802.11n HT40	0.915	0.386	927.5u	3k

1.2 Testing Applied Standards

According to the specifications of the manufacturer, the EUT must comply with the requirements of the following standards:

- 47 CFR FCC Part 15
- ANSI C63.10-2013
- KDB 558074 D01 v04

1.3 Testing Location Information

Testing Location					
☒	HWA YA	ADD :	No. 52, Huaya 1st Rd., Guishan Dist., Taoyuan City, Taiwan (R.O.C.)		
		TEL :	886-3-327-3456	FAX :	886-3-327-0973
Test site Designation No. 553509 with FCC.					
☐	JHUBEI	ADD :	No.8, Ln. 724, Bo'ai St., Zhubei City, Hsinchu County, Taiwan (R.O.C.)		
		TEL :	886-3-656-9065	FAX :	886-3-656-9085
Test site Designation No. TW0006 with FCC.					

Test Condition	Test Site No.	Test Engineer	Test Environment	Test Date
RF Conducted	TH07-HY	Candy	23.5°C / 65%	29/Mar/2017
Radiated	03CH09-HY	Jeff	23.4°C / 55%	29/Mar/2017
AC Conduction	CO04-HY	Bear	20°C / 65%	07/Apr/2017

1.4 Measurement Uncertainty

ISO/IEC 17025 requires that an estimate of the measurement uncertainties associated with the emissions test results be included in the report. The measurement uncertainties given below are based on a 95% confidence level (based on a coverage factor (k=2)

Test Items	Uncertainty	Remark
Conducted Emission (150kHz ~ 30MHz)	3.6 dB	Confidence levels of 95%
Radiated Emission (30MHz ~ 1,000MHz)	2.1 dB	Confidence levels of 95%
Radiated Emission (1GHz ~ 18GHz)	2.6 dB	Confidence levels of 95%
Radiated Emission (18GHz ~ 40GHz)	2.9 dB	Confidence levels of 95%
Conducted Emission	1.3 dB	Confidence levels of 95%

2 Test Configuration of EUT

2.1 Test Condition

RF Conducted	Abbreviation	Remark
TnomVnom	Tnom	20°C
-	Vnom	120V

2.2 Test Channel Mode

Test Software Version	ART2_IoE 2.3

Mode	Power Setting
802.11b_(1Mbps)_1TX	-
2412MHz	20
2437MHz	21
2462MHz	21
802.11g_(6Mbps)_1TX	-
2412MHz	14
2437MHz	23.5
2462MHz	13
802.11n HT20_Nss1,(MCS0)_1TX	-
2412MHz	13.5
2437MHz	23.5
2462MHz	12.5
802.11n HT40_Nss1,(MCS0)_1TX	-
2422MHz	12.5
2437MHz	16
2452MHz	12

2.3 The Worst Case Measurement Configuration

The Worst Case Mode for Following Conformance Tests	
Tests Item	AC power-line conducted emissions
Condition	AC power-line conducted measurement for line and neutral
Operating Mode	Normal Link

The Worst Case Mode for Following Conformance Tests	
Tests Item	DTS Bandwidth Maximum Conducted Output Power Power Spectral Density Emissions in Non-restricted Frequency Bands
Test Condition	Conducted measurement at transmit chains

The Worst Case Mode for Following Conformance Tests			
Tests Item	Emissions in Restricted Frequency Bands		
Test Condition	Radiated measurement If EUT consist of multiple antenna assembly (multiple antenna are used in EUT regardless of spatial multiplexing MIMO configuration), the radiated test should be performed with highest antenna gain of each antenna type.		
Operating Mode < 1GHz	CTX		
1	AC Mains Mode		
Operating Mode > 1GHz	CTX		
Orthogonal Planes of EUT	**X Plane**	**Y Plane**	**Z Plane**
Worst Planes of EUT			V

2.4 Support Equipment

Support Equipment – RF Conducted				
No.	**Equipment**	**Brand Name**	**Model Name**	**FCC ID**
1	Notebook	DELL	E5410	DoC
2	Adapter for NB	DELL	HA65NM130	DoC

Support Equipment – Radiated Emission				
No.	**Equipment**	**Brand Name**	**Model Name**	**FCC ID**
1	Notebook	DELL	E5410	DoC
2	Adapter for NB	DELL	LA65NS2-01	DoC

Support Equipment – AC Conduction				
No.	**Equipment**	**Brand Name**	**Model Name**	**FCC ID**
1	Notebook	DELL	E5410	DoC
2	Adapter for NB	DELL	LA65NS2-01	DoC

2.5 Test Setup Diagram

Test Setup Diagram – AC Line Conducted Emission Test

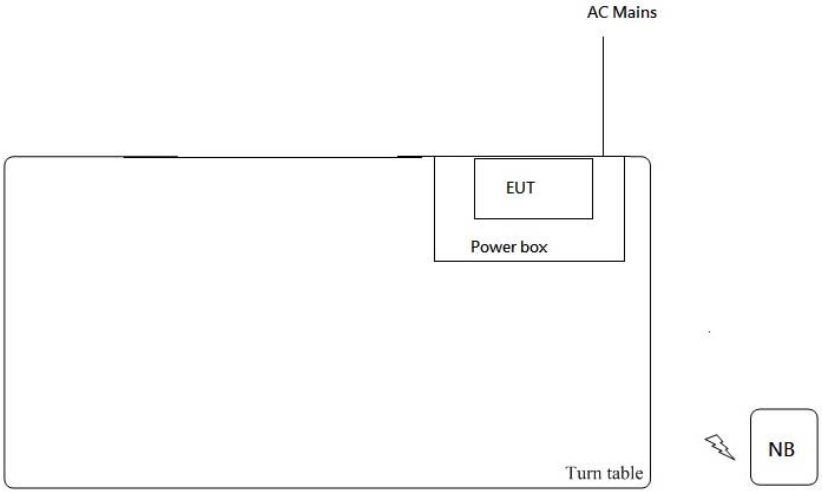

Item	Connection	Shielded	Length(m)	Remark
1	AC power line	No	1.8m	-

Test Setup Diagram – Radiated Test

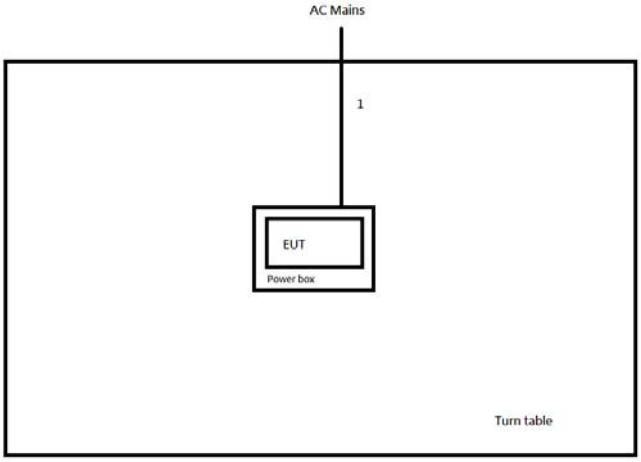

Item	Connection	Shielded	Length(m)	Remark
1	AC power line	No	1.8m	-

3 Transmitter Test Result

3.1 AC Power-line Conducted Emissions

3.1.1 AC Power-line Conducted Emissions Limit

AC Power-line Conducted Emissions Limit		
Frequency Emission (MHz)	**Quasi-Peak**	**Average**
0.15-0.5	66 - 56 *	56 - 46 *
0.5-5	56	46
5-30	60	50
Note 1: * Decreases with the logarithm of the frequency.		

3.1.2 Measuring Instruments

Refer a test equipment and calibration data table in this test report.

3.1.3 Test Procedures

Test Method
☒ Refer as ANSI C63.10-2013, clause 6.2 for AC power-line conducted emissions.

3.1.4 Test Setup

AC Power-line Conducted Emissions

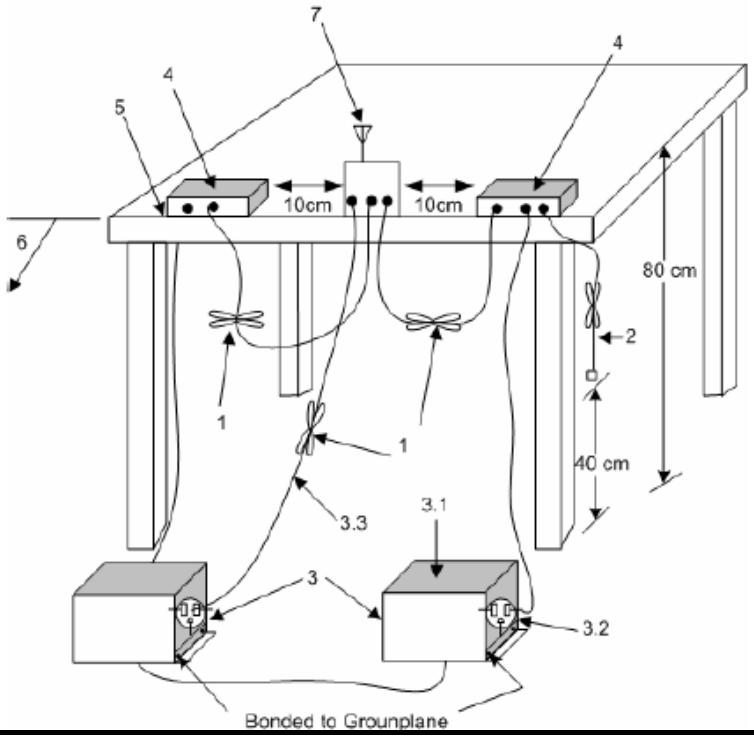

3.1.5 Test Result of AC Power-line Conducted Emissions

Refer as Appendix A

3.2 DTS Bandwidth

3.2.1 6dB Bandwidth Limit

6dB Bandwidth Limit
Systems using digital modulation techniques:
▪ 6 dB bandwidth ≥ 500 kHz.

3.2.2 Measuring Instruments

Refer a test equipment and calibration data table in this test report.

3.2.3 Test Procedures

Test Method	
▪ For the emission bandwidth shall be measured using one of the options below:	
	☒ Refer as KDB 558074, clause 8.1 Option 1 for 6 dB bandwidth measurement.
	☐ Refer as KDB 558074, clause 8.2 Option 2 for 6 dB bandwidth measurement.
	☐ Refer as ANSI C63.10, clause 6.9.3 for occupied bandwidth testing.

3.2.4 Test Setup

Emission Bandwidth



3.2.5 Test Result of Emission Bandwidth

Refer as Appendix B

3.3 Maximum Conducted Output Power

3.3.1 Maximum Conducted Output Power Limit

Maximum Conducted Output Power Limit		
	▪ If $G_{TX} \leq 6$ dBi, then $P_{Out} \leq 30$ dBm (1 W)	
	▪ Point-to-multipoint systems (P2M): If $G_{TX} > 6$ dBi, then $P_{Out} = 30 – (G_{TX} – 6)$ dBm	
	▪ Point-to-point systems (P2P): If $G_{TX} > 6$ dBi, then $P_{Out} = 30 – (G_{TX} – 6)/3$ dBm	
	▪ Smart antenna system (SAS):	
		- Single beam: If $G_{TX} > 6$ dBi, then $P_{Out} = 30 – (G_{TX} – 6)/3$ dBm
		- Overlap beam: If $G_{TX} > 6$ dBi, then $P_{Out} = 30 – (G_{TX} – 6)/3$ dBm
		- Aggregate power on all beams: If $G_{TX} > 6$ dBi, then $P_{Out} = 30 – (G_{TX} – 6)/3 + 8$dB dBm
e.i.r.p. Power Limit:		
▪ 2400-2483.5 MHz Band		
	▪ Point-to-multipoint systems (P2M): $P_{eirp} \leq 36$ dBm (4 W)	
	▪ Point-to-point systems (P2P): $P_{eirp} \leq MAX(36, [P_{Out} + G_{TX}])$ dBm	
	▪ Smart antenna system (SAS)	
		- Single beam: $P_{eirp} \leq MAX(36, P_{Out} + G_{TX})$ dBm
		- Overlap beam: $P_{eirp} \leq MAX(36, P_{Out} + G_{TX})$ dBm
		- Aggregate power on all beams: $P_{eirp} \leq MAX(36, [P_{Out} + G_{TX} + 8])$ dBm
P_{Out} = maximum peak conducted output power or maximum conducted output power in dBm, **G_{TX}** = the maximum transmitting antenna directional gain in dBi.		

3.3.2 Measuring Instruments

Refer a test equipment and calibration data table in this test report.

3.3.3 Test Procedures

Test Method	
▪ Maximum Peak Conducted Output Power	
	☐ Refer as KDB 558074, clause 9.1.1 Option 1 (RBW ≥ EBW method).
	☐ Refer as KDB 558074, clause 9.1.2 Option 2 (integrated band power method)
	☐ Refer as KDB 558074, clause 9.1.3 Option 3 (peak power meter for VBW ≥ DTS BW)
▪ Maximum Average Conducted Output Power	
	Duty cycle ≥ 98%
	☐ Refer as KDB 558074, clause 9.2.2.4 Method AVGSA-2 (spectral trace averaging).
	Duty cycle < 98%
	☐ Refer as KDB 558074, clause 9.2.2.5 Method AVGSA-2 Alt. (slow sweep speed)
	RF power meter and average over on/off periods with duty factor or gated trigger
	☒ Refer as KDB 558074, clause 9.2.3.1 Method AVGPM (using an RF average power meter).
▪ For conducted measurement.	
	▪ If the EUT supports multiple transmit chains using options given below: Refer as KDB 662911, In-band power measurements. Using the measure-and-sum approach, measured all transmit ports individually. Sum the power (in linear power units e.g., mW) of all ports for each individual sample and save them.
	▪ If multiple transmit chains, EIRP calculation could be following as methods: $P_{total} = P_1 + P_2 + \ldots + P_n$ (calculated in linear unit [mW] and transfer to log unit [dBm]) $EIRP_{total} = P_{total} + DG$

3.3.4 Test Setup

Maximum Conducted Output Power (Power Meter)

3.3.5 Test Result of Maximum Conducted Output Power

Refer as Appendix C

3.4 Power Spectral Density

3.4.1 Power Spectral Density Limit

Power Spectral Density Limit
▪ Power Spectral Density (PSD) ≤ 8 dBm/3kHz

3.4.2 Measuring Instruments

Refer a test equipment and calibration data table in this test report.

3.4.3 Test Procedures

Test Method			
▪ Peak power spectral density procedures that the same method as used to determine the conducted output power. If maximum peak conducted output power was measured to demonstrate compliance to the output power limit, then the peak PSD procedure below (Method PKPSD) shall be used. If maximum conducted output power was measured to demonstrate compliance to the output power limit, then one of the average PSD procedures shall be used, as applicable based on the following criteria (the peak PSD procedure is also an acceptable option).			
	☒ Refer as KDB 558074, clause 10.2 Method PKPSD (RBW=3-100kHz; Detector=peak).		
▪ For conducted measurement.			
	▪ If The EUT supports multiple transmit chains using options given below:		
		☐	Measure and sum the spectra across the outputs. Refer as KDB 662911, In-band power spectral density (PSD). Sample all transmit ports simultaneously using a spectrum analyzer for each transmit port. Where the trace bin-by-bin of each transmit port summing can be performed. (i.e., in the first spectral bin of output 1 is summed with that in the first spectral bin of output 2 and that from the first spectral bin of output 3, and so on up to the NTX output to obtain the value for the first frequency bin of the summed spectrum.). Add up the amplitude (power) values for the different transmit chains and use this as the new data trace.

3.4.4 Test Setup

Power Spectral Density


3.4.5 Test Result of Power Spectral Density

Refer as Appendix D

3.5 Emissions in Non-restricted Frequency Bands

3.5.1 Emissions in Non-restricted Frequency Bands Limit

Un-restricted Band Emissions Limit	
RF output power procedure	**Limit (dB)**
Peak output power procedure	20
Average output power procedure	30

Note 1: If the peak output power procedure is used to measure the fundamental emission power to demonstrate compliance to requirements, then the peak conducted output power measured within any 100 kHz outside the authorized frequency band shall be attenuated by at least 20 dB relative to the maximum measured in-band peak PSD level.

Note 2: If the average output power procedure is used to measure the fundamental emission power to demonstrate compliance to requirements, then the power in any 100 kHz outside of the authorized frequency band shall be attenuated by at least 30 dB relative to the maximum measured in-band average PSD level.

3.5.2 Measuring Instruments

Refer a test equipment and calibration data table in this test report.

3.5.3 Test Procedures

Test Method
▪ Refer as KDB 558074, clause 11 for unwanted emissions into non-restricted bands.

3.5.4 Test Setup

Emissions in Non-restricted Frequency Bands

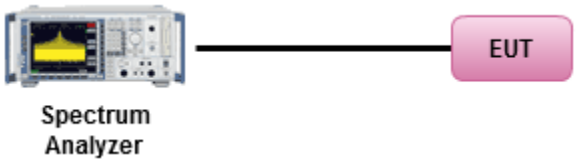

3.5.5 Test Result of Emissions in Non-restricted Frequency Bands

Refer as Appendix E

3.6 Emissions in Restricted Frequency Bands

3.6.1 Emissions in Restricted Frequency Bands Limit

Restricted Band Emissions Limit			
Frequency Range (MHz)	**Field Strength (uV/m)**	**Field Strength (dBuV/m)**	**Measure Distance (m)**
0.009~0.490	2400/F(kHz)	48.5 - 13.8	300
0.490~1.705	24000/F(kHz)	33.8 - 23	30
1.705~30.0	30	29	30
30~88	100	40	3
88~216	150	43.5	3
216~960	200	46	3
Above 960	500	54	3

Note 1: Test distance for frequencies at or above 30 MHz, measurements may be performed at a distance other than the limit distance provided they are not performed in the near field and the emissions to be measured can be detected by the measurement equipment. When performing measurements at a distance other than that specified, the results shall be extrapolated to the specified distance using an extrapolation factor of 20 dB/decade (inverse of linear distance for field-strength measurements, inverse of linear distance-squared for power-density measurements).

Note 2: Test distance for frequencies at below 30 MHz, measurements may be performed at a distance closer than the EUT limit distance; however, an attempt should be made to avoid making measurements in the near field. When performing measurements below 30 MHz at a closer distance than the limit distance, the results shall be extrapolated to the specified distance by either making measurements at a minimum of two or more distances on at least one radial to determine the proper extrapolation factor or by using the square of an inverse linear distance extrapolation factor (40 dB/decade). The test report shall specify the extrapolation method used to determine compliance of the EUT.

3.6.2 Measuring Instruments

Refer a test equipment and calibration data table in this test report.

3.6.3 Test Procedures

Test Method		
▪ The average emission levels shall be measured in [duty cycle ≥ 98 or duty factor].		
▪ Refer as ANSI C63.10, clause 6.10.3 band-edge testing shall be performed at the lowest frequency channel and highest frequency channel within the allowed operating band.		
▪ For the transmitter unwanted emissions shall be measured using following options below:		
	▪ Refer as KDB 558074, clause 12 for unwanted emissions into restricted bands.	
		☒ Refer as KDB 558074, clause 12.2.5.3 (ANSI C63.10, clause 4.1.4.2.3), Reduced VBW≥1/T.
		☒ Refer as KDB 558074, clause 12.2.4 measurement procedure peak limit.
▪ For the transmitter band-edge emissions shall be measured using following options below:		
	▪ Refer as KDB 558074 clause 13.1, When the performing peak or average radiated measurements, emissions within 2 MHz of the authorized band edge may be measured using the marker-delta method described below.	
	▪ Refer as KDB 558074, clause 13.2 (ANSI C63.10, clause 6.10.6) for marker-delta method for band-edge measurements.	
	▪ Refer as KDB 558074, clause 13.3 for narrower resolution bandwidth (100kHz) using the band power and summing the spectral levels (i.e., 1 MHz).	
▪ For conducted and cabinet radiation measurement, refer as KDB 558074, clause 12.2.2.		
	▪ For conducted unwanted emissions into restricted bands (absolute emission limits). Devices with multiple transmit chains using options given below: (1) Measure and sum the spectra across the outputs or (2) Measure and add 10 log(N) dB	
	▪ For KDB 662911 The methodology described here may overestimate array gain, thereby resulting in apparent failures to satisfy the out-of-band limits even if the device is actually compliant. In such cases, compliance may be demonstrated by performing radiated tests around the frequencies at which the apparent failures occurred.	

3.6.4 Test Setup

Emissions in Restricted Frequency Bands

9kHz ~30MHz

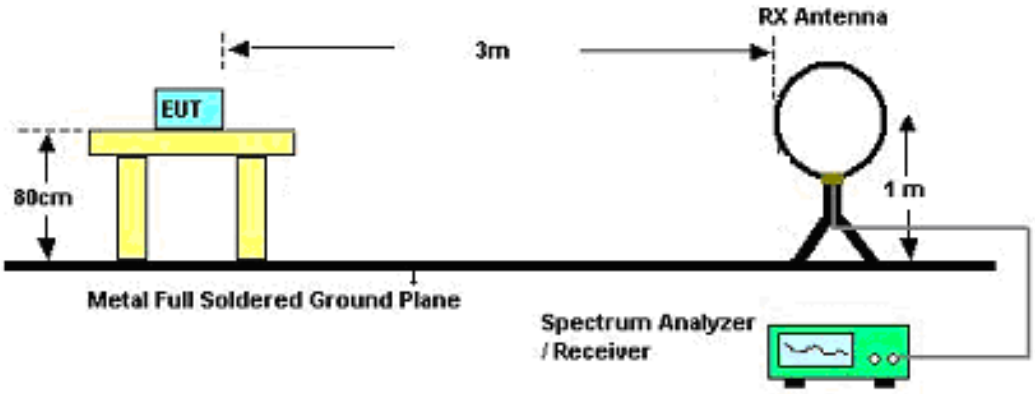

30MHz~1GHz

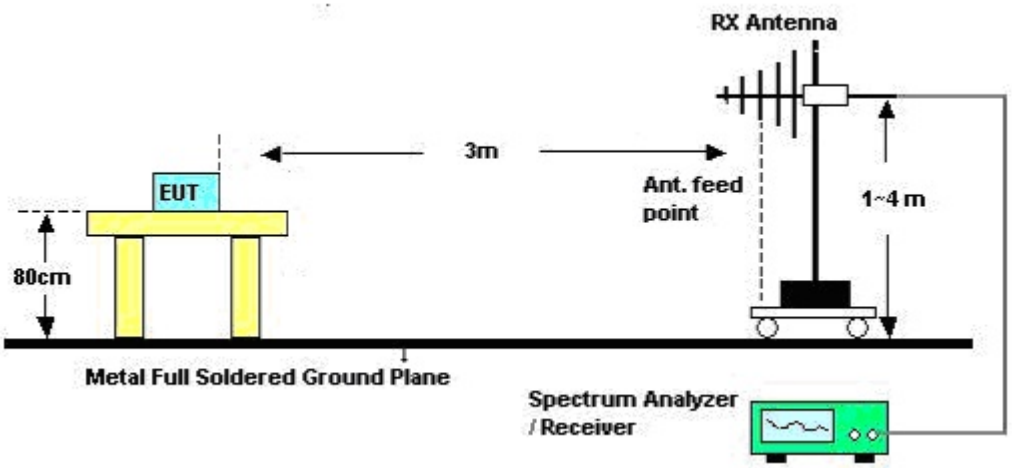

Above 1GHz

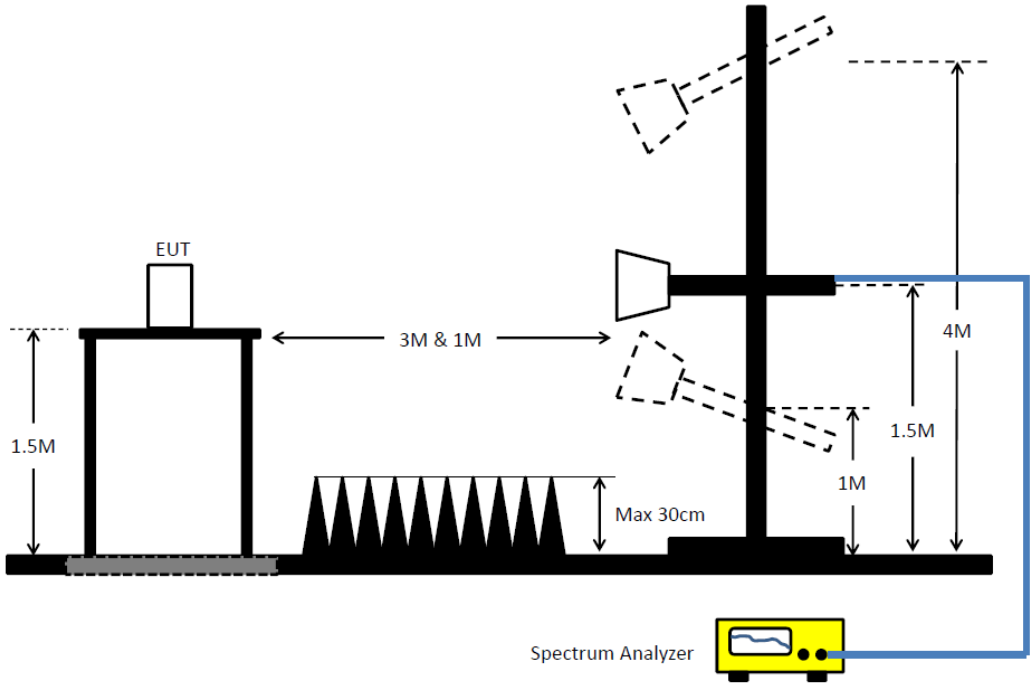

3.6.5 Test Result of Emissions in Restricted Frequency Bands (Below 30MHz)

The amplitude of spurious emissions which are attenuated by more than 20dB below the permissible value has no need to be reported. All amplitude of spurious emissions that are attenuated by more than 20 dB below the permissible value has no need to be reported.

3.6.6 Test Result of Emissions in Restricted Frequency Bands

Refer as Appendix F

4 Test Equipment and Calibration Data

Instrument for AC Conduction

Instrument	Manufacturer	Model No.	Serial No.	Spec.	Calibration Date	Calibration Due Date
EMC Receiver	R&S	ESR3	102051	9 kHz ~ 3.6 GHz	19/Apr/2016	19/Apr/2017
LISN	R&S	ENV216	101295	9 kHz ~ 30 MHz	15/Nov/2016	14/Nov/2017
RF Cable-CON	HUBER+SUHNER	RG213/U	07611832020001	9 kHz ~ 30 MHz	24/Oct/2016	23/Oct/2017

Instrument for Radiated Test

Instrument	Manufacturer	Model No.	Serial No.	Spec.	Calibration Date	Calibration Due Date
3m Semi Anechoic Chamber	TDK	SAC-3M	03CH09-HY	30 MHz ~ 1 GHz	25/Apr/2016	24/Apr/2017
3m Semi Anechoic Chamber	TDK	SAC-3M	03CH09-HY	1 GHz ~ 18 GHz	21/Jun/2016	20/Jun/2017
Amplifier	Agilent	8449B	3008A02096	1 GHz ~ 26.5 GHz	11/Apr/2016	10/Apr/2017
Amplifier	EMC	EMC9135	980209	9 kHz ~ 1 GHz	05/Sep/2016	04/Sep/2017
Spectrum Analyzer	KEYSIGHT	N9010A	MY54200885	10 Hz ~ 44 GHz	04/Jul/2016	03/Jul/2017
Bilog Antenna	TESEQ	CBL 6111D	35418	30 MHz ~ 1 GHz	01/Oct/2016	30/Sep/2017
Horn Antenna	SCHWARZBECK	BBHA 9120D	BBHA9120D 1534	1 GHz ~ 18 GHz	22/Apr/2016	21/Apr/2017
Horn Antenna	SCHWARZBECK	BBHA9170	BBHA9170614	18 GHz ~ 40 GHz	06/Feb/2017	05/Feb/2018
Loop Antenna	R&S	HFH2-Z2	100330	9 kHz ~ 30 MHz	10/Nov/2016	09/Nov/2017
RF Cable-R03m	Jye Bao	RG142	CB021	9 kHz ~ 1GHz	23/Jul/2016	22/Jul/2017
RF Cable-high	Jye Bao	RG142	03CH09-HY	1 GHz ~ 40GHz	23/Jul/2016	22/Jul/2017

Instrument for Conducted Test

Instrument	Manufacturer	Model No.	Serial No.	Spec.	Calibration Date	Calibration Due Date
Spectrum Analyzer	R&S	FSV 40	101500	9 kHz ~ 40 GHz	12/May/2016	11/May/2017
Power Sensor	Anritsu	MA2411B	1027452	300 MHz ~ 40 GHz	27/Oct/2016	26/Oct/2017
Power Meter	Anritsu	ML2495A	1124009	300 MHz ~ 40 GHz	27/Oct/2016	26/Oct/2017
Signal Generator	R&S	SMR40	100116	10 MHz ~ 40 GHz	21/Jul/2016	20/Jul/2017
RF Cable-0.2m	HUBER+SUHNER	SUCOFLEX_104	MY10709/4	30 MHz ~ 26.5 GHz	02/Oct/2016	01/Oct/2017
RF Cable-0.2m	HUBER+SUHNER	SUCOFLEX_104	MY10710/4	30 MHz ~ 26.5 GHz	02/Oct/2016	01/Oct/2017
RF Cable-0.5m	HUBER+SUHNER	SUCOFLEX_104	MY10713/4	30 MHz ~ 26.5 GHz	02/Oct/2016	01/Oct/2017

AC Power-line Conducted Emissions Result			
Operating Mode	1	**Power Phase**	Neutral
Operating Function	Normal Link		

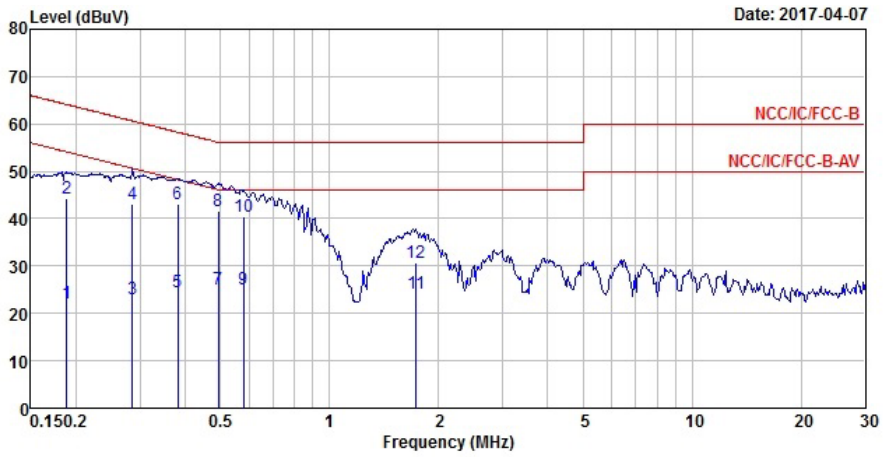

	Freq	Level	Over Limit	Limit Line	Read Level	LISN Factor	Cable Loss	Remark
	MHz	dBuV	dB	dBuV	dBuV	dB	dB	
1	0.19	22.16	-31.95	54.11	12.22	9.66	0.28	Average
2	0.19	44.27	-19.84	64.11	34.33	9.66	0.28	QP
3	0.29	23.00	-27.63	50.63	13.15	9.65	0.20	Average
4	0.29	43.17	-17.46	60.63	33.32	9.65	0.20	QP
5	0.38	24.59	-23.66	48.25	14.85	9.63	0.11	Average
6	0.38	43.03	-15.22	58.25	33.29	9.63	0.11	QP
7	0.49	24.95	-21.15	46.10	15.23	9.62	0.10	Average
8 MAX	0.49	41.69	-14.41	56.10	31.97	9.62	0.10	QP
9	0.58	25.11	-20.89	46.00	15.40	9.61	0.10	Average
10	0.58	40.36	-15.64	56.00	30.65	9.61	0.10	QP
11	1.73	24.24	-21.76	46.00	14.34	9.64	0.26	Average
12	1.73	30.70	-25.30	56.00	20.80	9.64	0.26	QP

Note 1: “>20dB” means emission levels that exceed the level of 20 dB below the applicable limit.
Note 2: “N/F” means Nothing Found emissions (No emissions were detected.)

AC Power-line Conducted Emissions Result			
Operating Mode	1	**Power Phase**	Line
Operating Function	Normal Link		

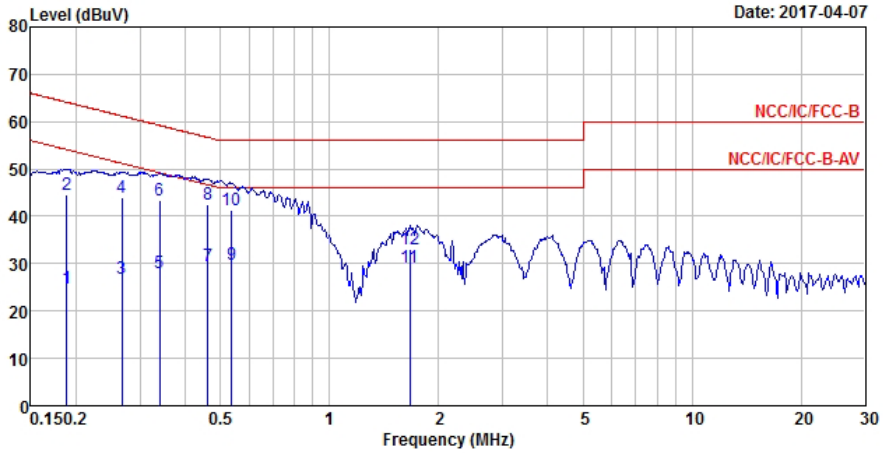

	Freq	Level	Over Limit	Limit Line	Read Level	LISN Factor	Cable Loss	Remark
	MHz	dBuV	dB	dBuV	dBuV	dB	dB	
1	0.19	24.72	-29.39	54.11	14.79	9.65	0.28	Average
2	0.19	44.43	-19.68	64.11	34.50	9.65	0.28	QP
3	0.27	26.72	-24.48	51.20	16.84	9.66	0.22	Average
4	0.27	44.00	-17.20	61.20	34.12	9.66	0.22	QP
5	0.34	28.09	-21.13	49.22	18.27	9.67	0.15	Average
6	0.34	43.54	-15.68	59.22	33.72	9.67	0.15	QP
7	0.46	29.44	-17.23	46.67	19.67	9.67	0.10	Average
8 MAX	0.46	42.52	-14.15	56.67	32.75	9.67	0.10	QP
9	0.54	29.75	-16.25	46.00	19.99	9.66	0.10	Average
10	0.54	41.45	-14.55	56.00	31.69	9.66	0.10	QP
11	1.66	29.09	-16.91	46.00	19.09	9.75	0.25	Average
12	1.66	33.11	-22.89	56.00	23.11	9.75	0.25	QP

Note 1: “>20dB” means emission levels that exceed the level of 20 dB below the applicable limit.
Note 2: “N/F” means Nothing Found emissions (No emissions were detected.)

Summary

Mode	Max-N dB (Hz)	Max-OBW (Hz)	ITU-Code	Min-N dB (Hz)	Min-OBW (Hz)
802.11b_(1Mbps)_1TX	-	-	-	-	-
2.4-2.4835GHz	9.025M	14.618M	14M6G1D	8.05M	14.193M
802.11g_(6Mbps)_1TX	-	-	-	-	-
2.4-2.4835GHz	16.325M	25.137M	25M1D1D	16.3M	16.467M
802.11n HT20_Nss1,(MCS0)_1TX	-	-	-	-	-
2.4-2.4835GHz	17.525M	24.963M	25M0D1D	16.65M	17.641M
802.11n HT40_Nss1,(MCS0)_1TX	-	-	-	-	-
2.4-2.4835GHz	35.05M	35.982M	36M0D1D	33.8M	35.832M

Max-N dB = Maximum 6dB down bandwidth; **Max-OBW** = Maximum 99% occupied bandwidth;
Min-N dB = Minimum 6dB down bandwidth; **Min-OBW** = Minimum 99% occupied bandwidth;

Result

Mode	Result	Limit (Hz)	Port 1-N dB (Hz)	Port 1-OBW (Hz)
802.11b_(1Mbps)_1TX	-	-	-	-
2412MHz	Pass	500k	9M	14.193M
2437MHz	Pass	500k	8.05M	14.618M
2462MHz	Pass	500k	9.025M	14.518M
802.11g_(6Mbps)_1TX	-	-	-	-
2412MHz	Pass	500k	16.3M	16.467M
2437MHz	Pass	500k	16.325M	25.137M
2462MHz	Pass	500k	16.3M	16.492M
802.11n HT20_Nss1,(MCS0)_1TX	-	-	-	-
2412MHz	Pass	500k	17.525M	17.641M
2437MHz	Pass	500k	16.65M	24.963M
2462MHz	Pass	500k	16.875M	17.641M
802.11n HT40_Nss1,(MCS0)_1TX	-	-	-	-
2422MHz	Pass	500k	33.8M	35.832M
2437MHz	Pass	500k	35.05M	35.982M
2452MHz	Pass	500k	35.05M	35.932M

Port X-N dB = Port **X** 6dB down bandwidth; **Port X-OBW** = Port **X** 99% occupied bandwidth;

802.11b_(1Mbps)_1TX — EBW

2412MHz

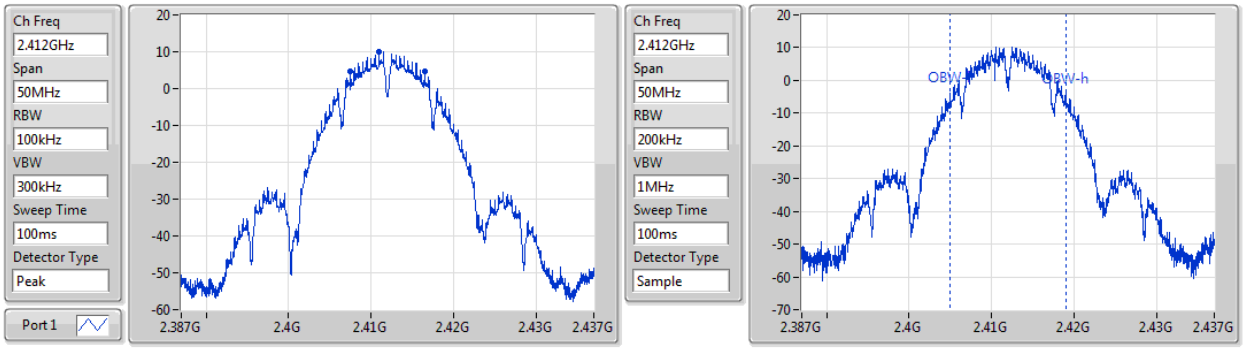

6dB(Hz)	Fl-6dB(Hz)	Fh-6dB(Hz)	OBW(Hz)	Fl-OBW(Hz)	Fh-OBW(Hz)	Limit(Hz)	Port
9M	2.4075G	2.4165G	14.193M	2.404904G	2.419096G	500k	1

802.11b_(1Mbps)_1TX — EBW

2437MHz

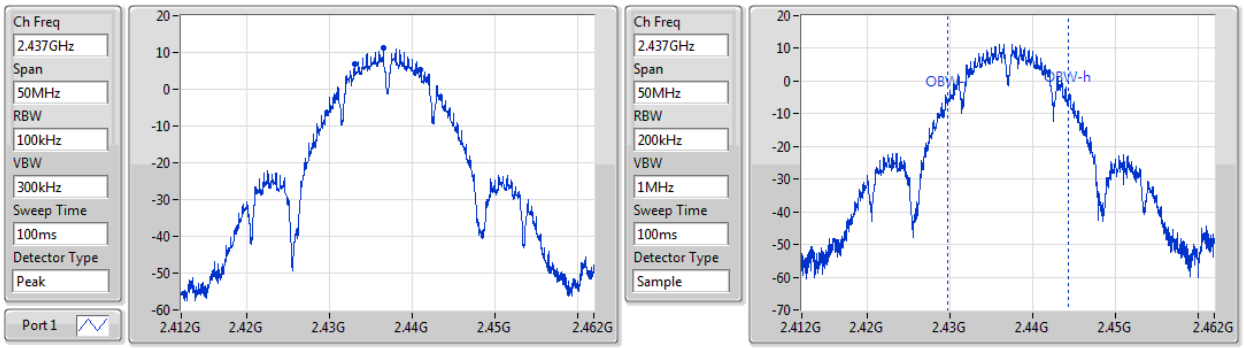

6dB(Hz)	Fl-6dB(Hz)	Fh-6dB(Hz)	OBW(Hz)	Fl-OBW(Hz)	Fh-OBW(Hz)	Limit(Hz)	Port
8.05M	2.432975G	2.441025G	14.618M	2.429754G	2.444371G	500k	1

802.11b_(1Mbps)_1TX — EBW

2462MHz

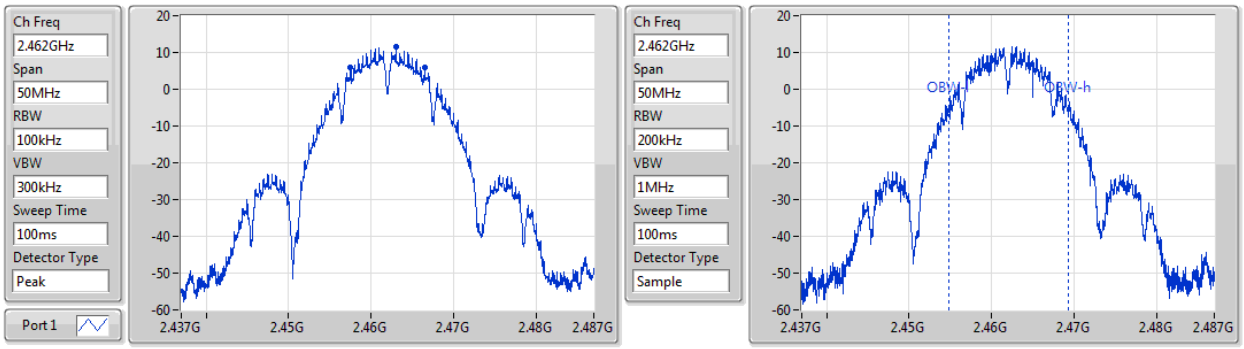

6dB(Hz)	Fl-6dB(Hz)	Fh-6dB(Hz)	OBW(Hz)	Fl-OBW(Hz)	Fh-OBW(Hz)	Limit(Hz)	Port
9.025M	2.4575G	2.466525G	14.518M	2.454779G	2.469296G	500k	1

802.11g_(6Mbps)_1TX — EBW

2412MHz

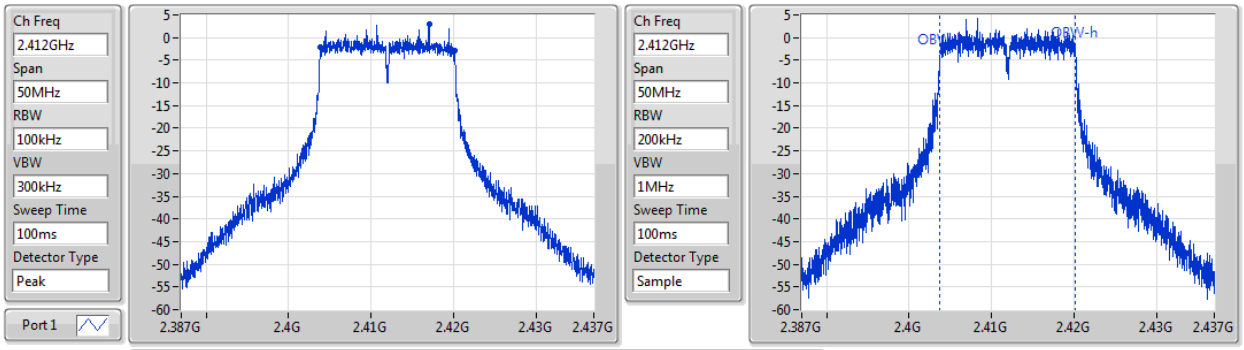

6dB(Hz)	Fl-6dB(Hz)	Fh-6dB(Hz)	OBW(Hz)	Fl-OBW(Hz)	Fh-OBW(Hz)	Limit(Hz)	Port
16.3M	2.40385G	2.42015G	16.467M	2.403729G	2.420196G	500k	1

802.11g_(6Mbps)_1TX — EBW

2437MHz

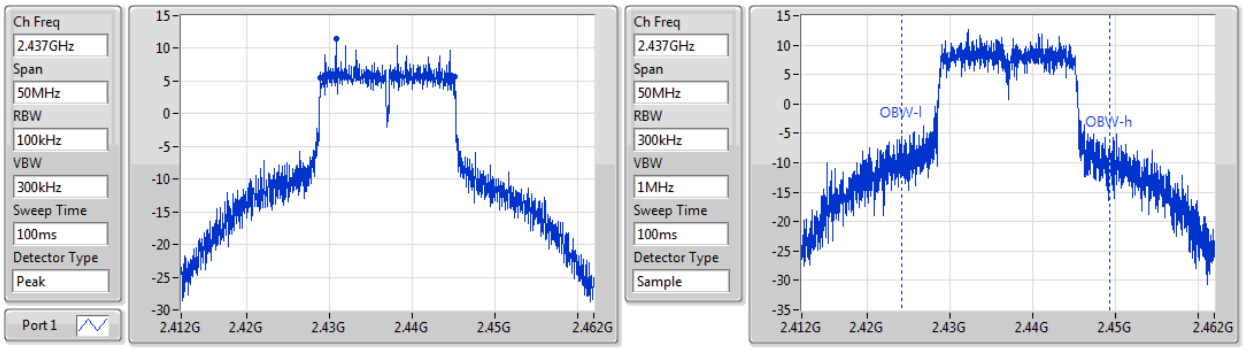

6dB(Hz)	Fl-6dB(Hz)	Fh-6dB(Hz)	OBW(Hz)	Fl-OBW(Hz)	Fh-OBW(Hz)	Limit(Hz)	Port
16.325M	2.428825G	2.44515G	25.137M	2.424131G	2.449269G	500k	1

802.11g_(6Mbps)_1TX — EBW

2462MHz

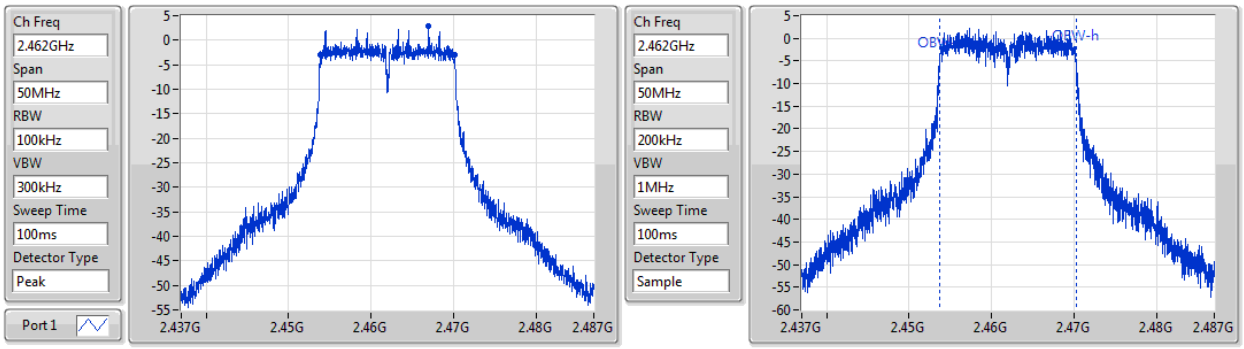

6dB(Hz)	Fl-6dB(Hz)	Fh-6dB(Hz)	OBW(Hz)	Fl-OBW(Hz)	Fh-OBW(Hz)	Limit(Hz)	Port
16.3M	2.45385G	2.47015G	16.492M	2.453729G	2.470221G	500k	1

802.11n HT20_Nss1,(MCS0)_1TX — EBW

2412MHz

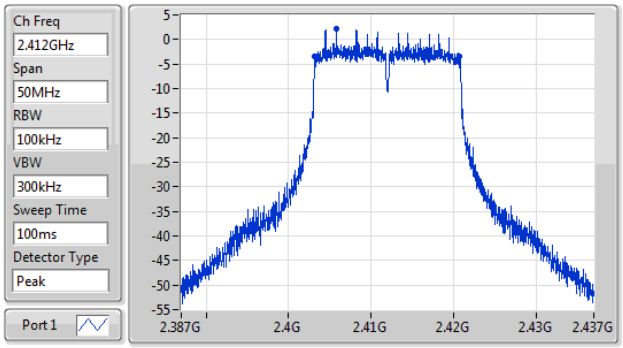

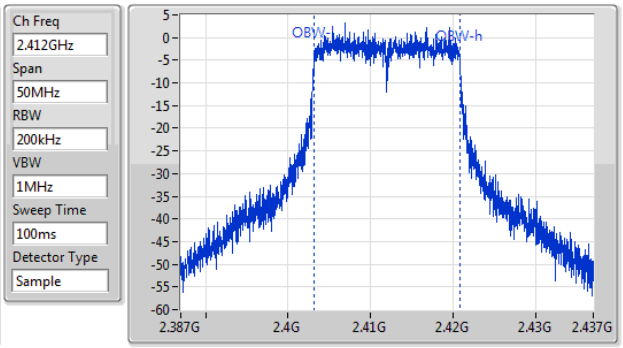

6dB(Hz)	Fl-6dB(Hz)	Fh-6dB(Hz)	OBW(Hz)	Fl-OBW(Hz)	Fh-OBW(Hz)	Limit(Hz)	Port
17.525M	2.403225G	2.42075G	17.641M	2.403154G	2.420796G	500k	1

802.11n HT20_Nss1,(MCS0)_1TX — EBW

2437MHz

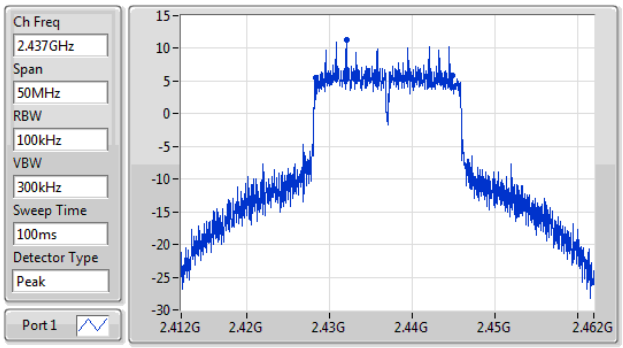

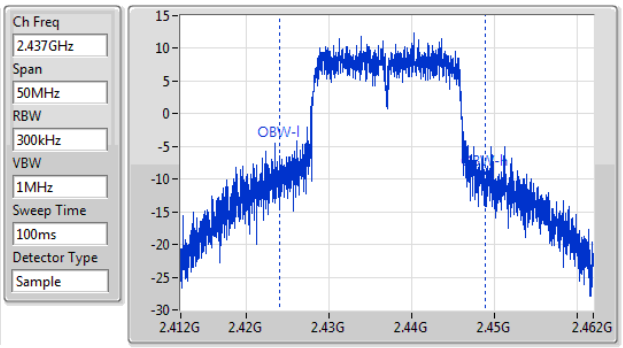

6dB(Hz)	Fl-6dB(Hz)	Fh-6dB(Hz)	OBW(Hz)	Fl-OBW(Hz)	Fh-OBW(Hz)	Limit(Hz)	Port
16.65M	2.42825G	2.4449G	24.963M	2.423932G	2.448894G	500k	1

802.11n HT20_Nss1,(MCS0)_1TX — EBW

2462MHz

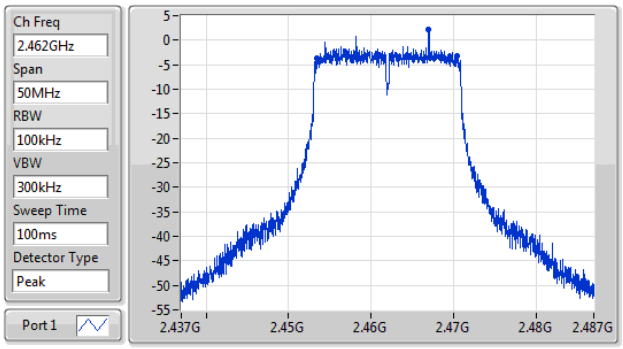

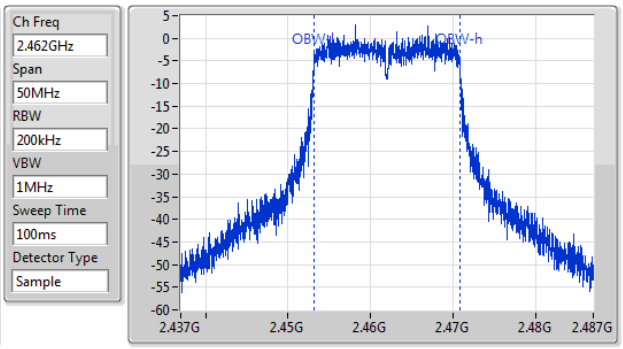

6dB(Hz)	Fl-6dB(Hz)	Fh-6dB(Hz)	OBW(Hz)	Fl-OBW(Hz)	Fh-OBW(Hz)	Limit(Hz)	Port
16.875M	2.4535G	2.470375G	17.641M	2.453154G	2.470796G	500k	1

802.11n HT40_Nss1,(MCS0)_1TX — EBW

2422MHz

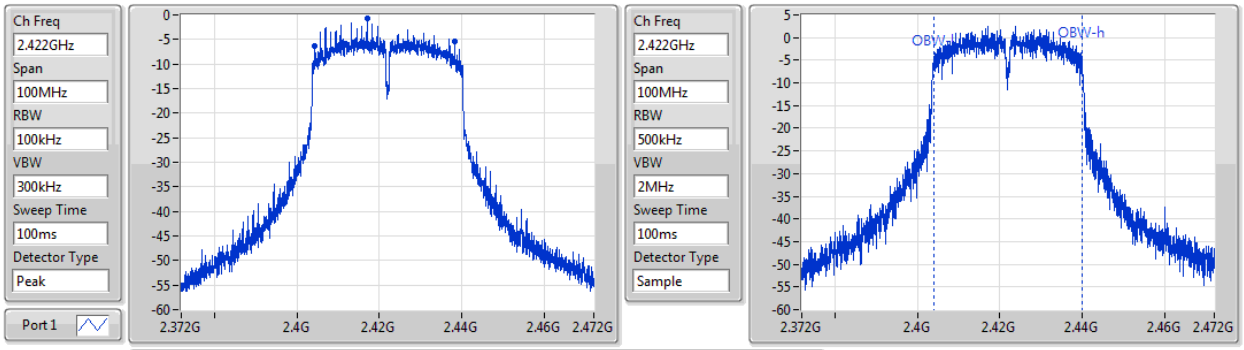

6dB(Hz)	Fl-6dB(Hz)	Fh-6dB(Hz)	OBW(Hz)	Fl-OBW(Hz)	Fh-OBW(Hz)	Limit(Hz)	Port
33.8M	2.40445G	2.43825G	35.832M	2.404009G	2.439841G	500k	1

802.11n HT40_Nss1,(MCS0)_1TX — EBW

2437MHz

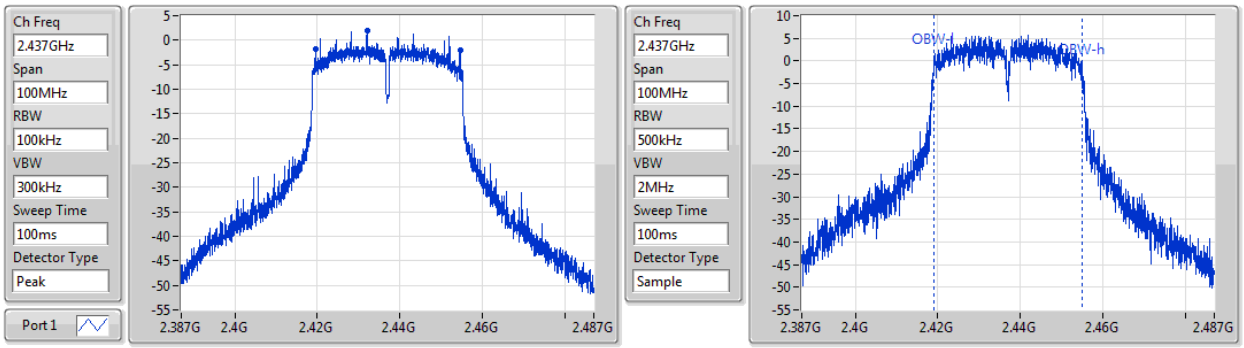

6dB(Hz)	Fl-6dB(Hz)	Fh-6dB(Hz)	OBW(Hz)	Fl-OBW(Hz)	Fh-OBW(Hz)	Limit(Hz)	Port
35.05M	2.4195G	2.45455G	35.982M	2.418959G	2.454941G	500k	1

802.11n HT40_Nss1,(MCS0)_1TX — EBW

2452MHz

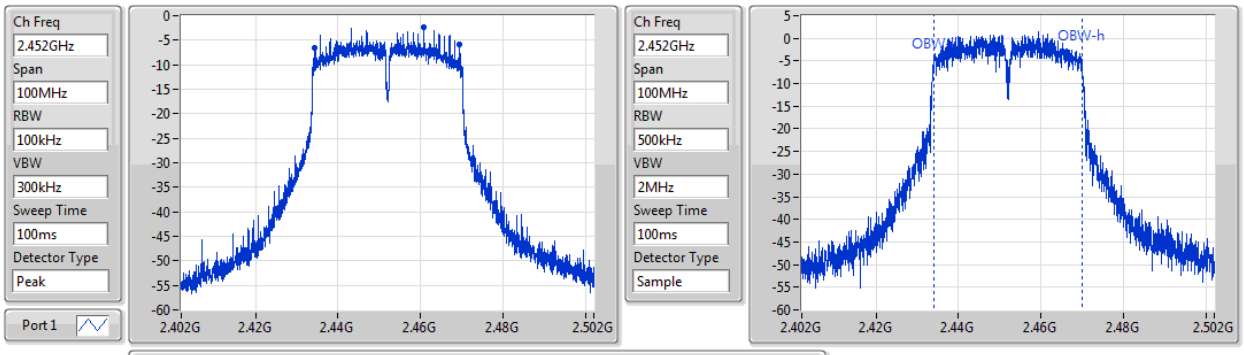

6dB(Hz)	Fl-6dB(Hz)	Fh-6dB(Hz)	OBW(Hz)	Fl-OBW(Hz)	Fh-OBW(Hz)	Limit(Hz)	Port
35.05M	2.43445G	2.4695G	35.932M	2.433959G	2.469891G	500k	1

Summary

Mode	Total Power (dBm)	Total Power (W)
802.11b_(1Mbps)_1TX	-	-
2.4-2.4835GHz	20.24	0.10568
802.11g_(6Mbps)_1TX	-	-
2.4-2.4835GHz	21.44	0.13932
802.11n HT20_Nss1,(MCS0)_1TX	-	-
2.4-2.4835GHz	21.38	0.13740
802.11n HT40_Nss1,(MCS0)_1TX	-	-
2.4-2.4835GHz	15.70	0.03715

Result

Mode	Result	DG (dBi)	Port 1 (dBm)	Total Power (dBm)	Power Limit (dBm)
802.11b_(1Mbps)_1TX	-	-	-	-	-
2412MHz	Pass	2.48	18.57	18.57	30.00
2437MHz	Pass	2.48	19.59	19.59	30.00
2462MHz	Pass	2.48	20.24	20.24	30.00
802.11g_(6Mbps)_1TX	-	-	-	-	-
2412MHz	Pass	2.48	13.91	13.91	30.00
2437MHz	Pass	2.48	21.44	21.44	30.00
2462MHz	Pass	2.48	13.64	13.64	30.00
802.11n HT20_Nss1,(MCS0)_1TX	-	-	-	-	-
2412MHz	Pass	2.48	13.24	13.24	30.00
2437MHz	Pass	2.48	21.38	21.38	30.00
2462MHz	Pass	2.48	12.94	12.94	30.00
802.11n HT40_Nss1,(MCS0)_1TX	-	-	-	-	-
2422MHz	Pass	2.48	12.11	12.11	30.00
2437MHz	Pass	2.48	15.70	15.70	30.00
2452MHz	Pass	2.48	11.91	11.91	30.00

DG = Directional Gain; **Port X** = Port X output power

Summary

Mode	PD (dBm/RBW)
802.11b_(1Mbps)_1TX	-
2.4-2.4835GHz	-3.98
802.11g_(6Mbps)_1TX	-
2.4-2.4835GHz	-4.57
802.11n HT20_Nss1,(MCS0)_1TX	-
2.4-2.4835GHz	-4.88
802.11n HT40_Nss1,(MCS0)_1TX	-
2.4-2.4835GHz	-12.28

RBW=3kHz.

Result

Mode	Result	DG (dBi)	Port 1 (dBm/RBW)	PD (dBm/RBW)	PD Limit (dBm/RBW)
802.11b_(1Mbps)_1TX	-	-	-	-	-
2412MHz	Pass	2.48	-5.48	-5.48	8.00
2437MHz	Pass	2.48	-3.98	-3.98	8.00
2462MHz	Pass	2.48	-4.01	-4.01	8.00
802.11g_(6Mbps)_1TX	-	-	-	-	-
2412MHz	Pass	2.48	-11.50	-11.50	8.00
2437MHz	Pass	2.48	-4.57	-4.57	8.00
2462MHz	Pass	2.48	-12.10	-12.10	8.00
802.11n HT20_Nss1,(MCS0)_1TX	-	-	-	-	-
2412MHz	Pass	2.48	-12.88	-12.88	8.00
2437MHz	Pass	2.48	-4.88	-4.88	8.00
2462MHz	Pass	2.48	-12.36	-12.36	8.00
802.11n HT40_Nss1,(MCS0)_1TX	-	-	-	-	-
2422MHz	Pass	2.48	-15.71	-15.71	8.00
2437MHz	Pass	2.48	-12.28	-12.28	8.00
2452MHz	Pass	2.48	-17.30	-17.30	8.00

DG = Directional Gain; RBW=3kHz;
PD = trace bin-by-bin of each transmits port summing can be performed maximum power density; **Port X** = Port X power density;

802.11b_(1Mbps)_1TX **PSD**

2412MHz

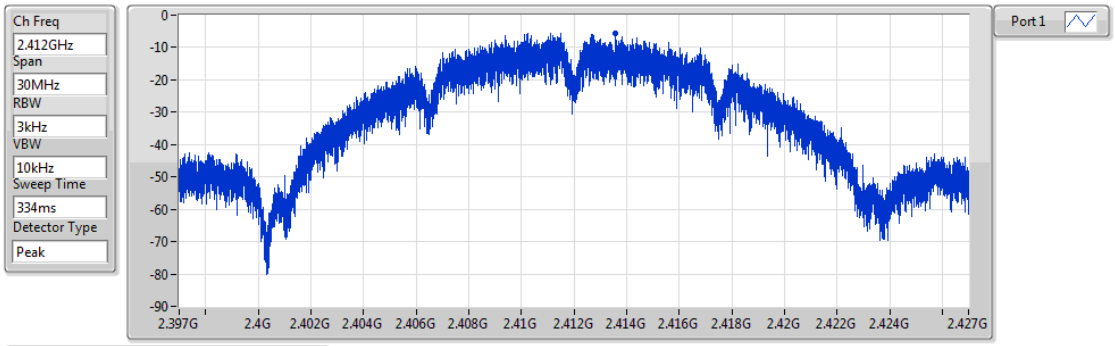

Sum	PD	Port 1
(dBm/RBW)	(dBm/RBW)	(dBm/RBW)
-5.48	-5.48	-5.48

802.11b_(1Mbps)_1TX **PSD**

2437MHz

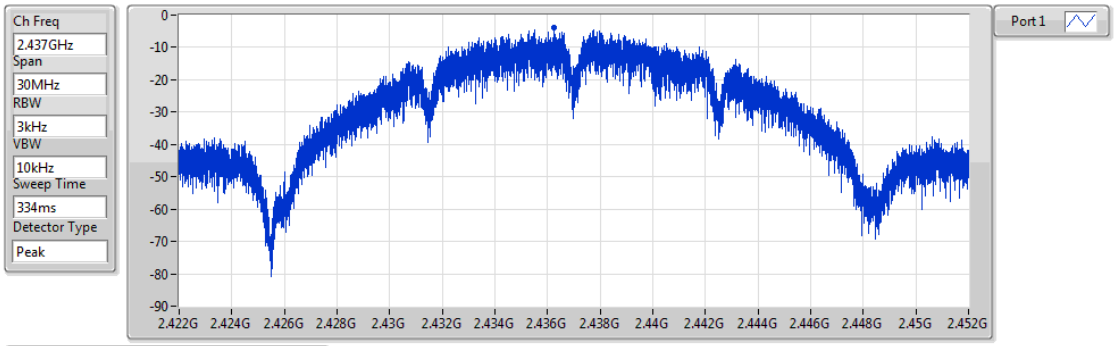

Sum	PD	Port 1
(dBm/RBW)	(dBm/RBW)	(dBm/RBW)
-3.98	-3.98	-3.98

802.11b_(1Mbps)_1TX **PSD**

2462MHz

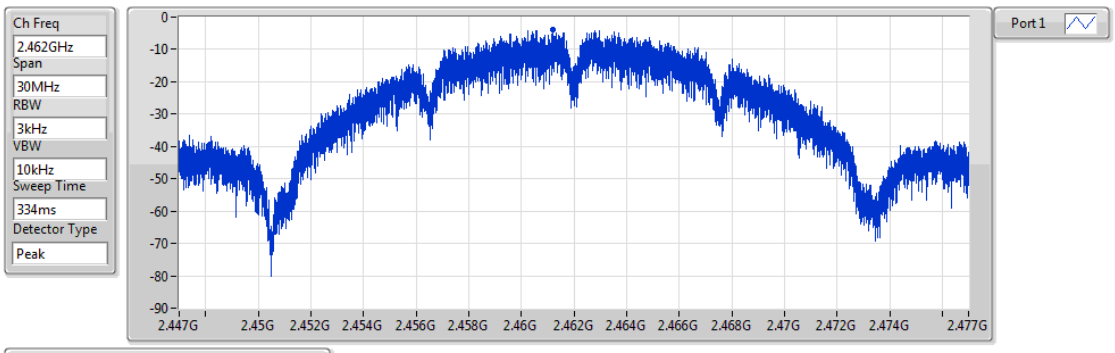

Sum	PD	Port 1
(dBm/RBW)	(dBm/RBW)	(dBm/RBW)
-4.01	-4.01	-4.01

802.11g_(6Mbps)_1TX **PSD**

2412MHz

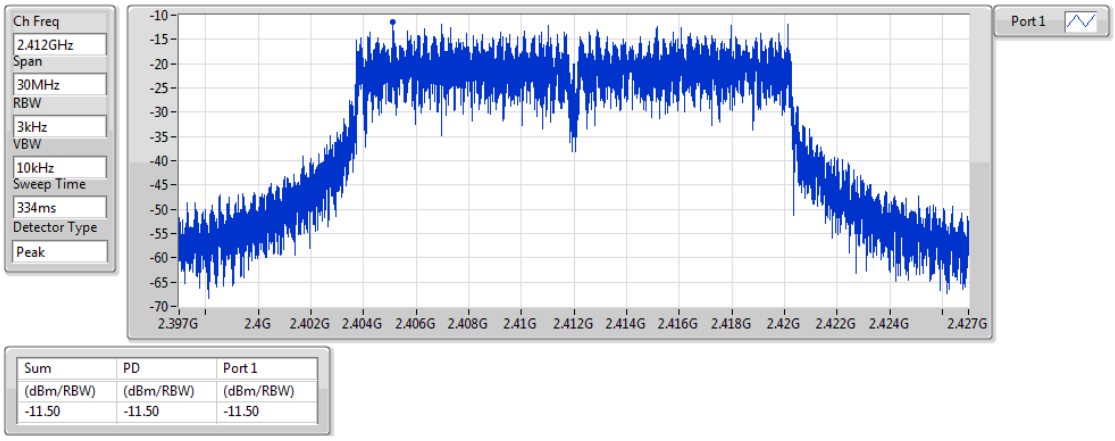

802.11g_(6Mbps)_1TX **PSD**

2437MHz

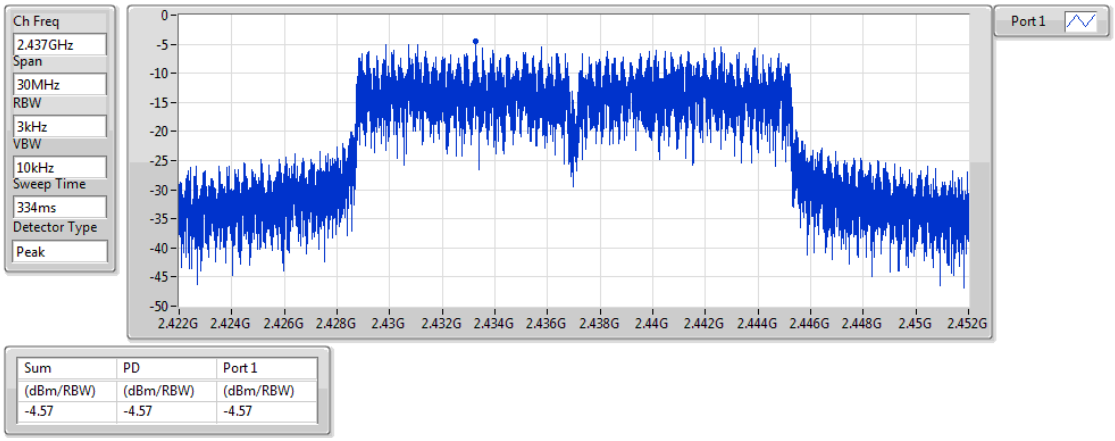

802.11g_(6Mbps)_1TX **PSD**

2462MHz

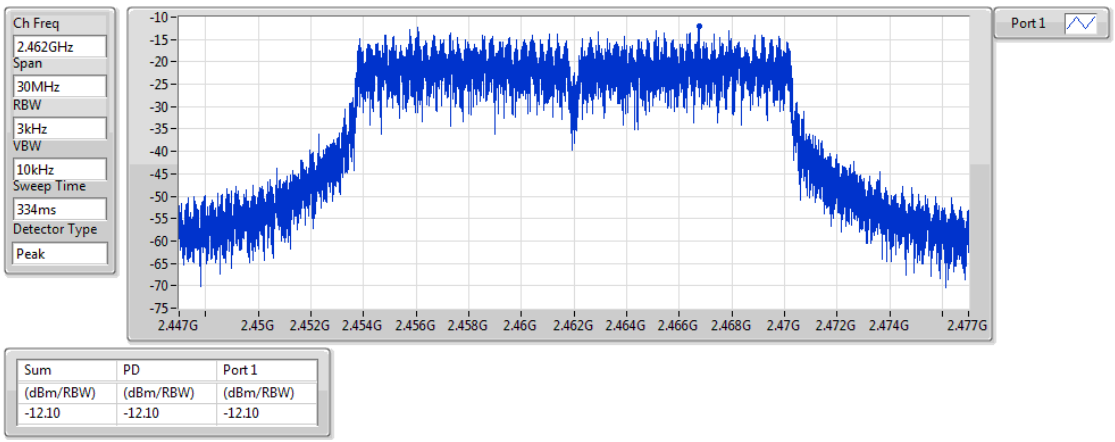

802.11n HT20_Nss1,(MCS0)_1TX **PSD**

2412MHz

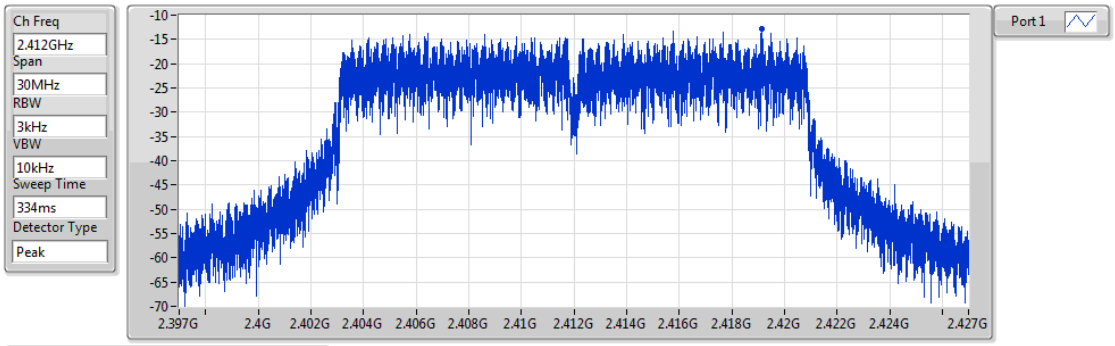

Sum	PD	Port 1
(dBm/RBW)	(dBm/RBW)	(dBm/RBW)
-12.88	-12.88	-12.88

802.11n HT20_Nss1,(MCS0)_1TX **PSD**

2437MHz

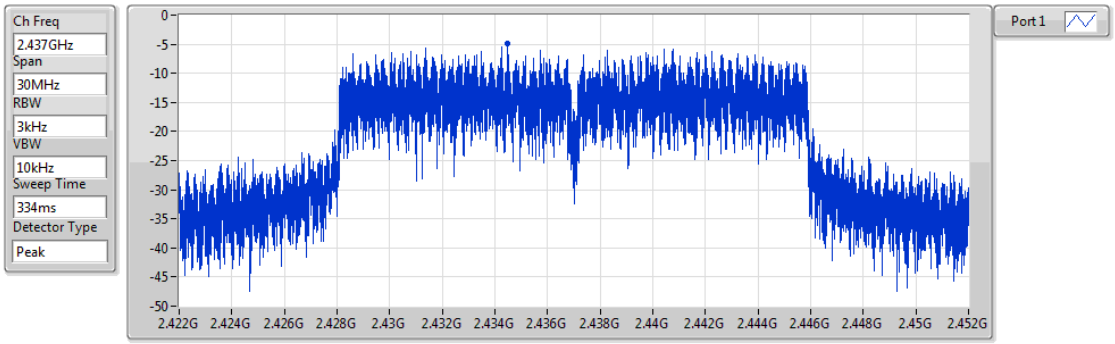

Sum	PD	Port 1
(dBm/RBW)	(dBm/RBW)	(dBm/RBW)
-4.88	-4.88	-4.88

802.11n HT20_Nss1,(MCS0)_1TX **PSD**

2462MHz

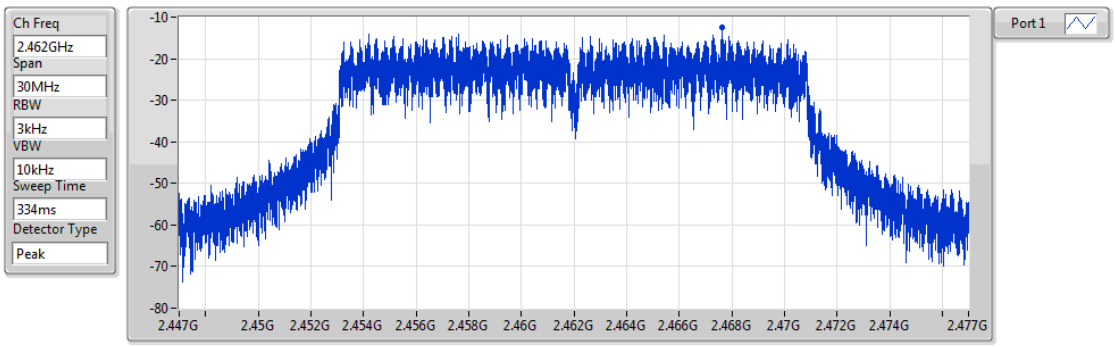

Sum	PD	Port 1
(dBm/RBW)	(dBm/RBW)	(dBm/RBW)
-12.36	-12.36	-12.36

802.11n HT40_Nss1,(MCS0)_1TX **PSD**

2422MHz

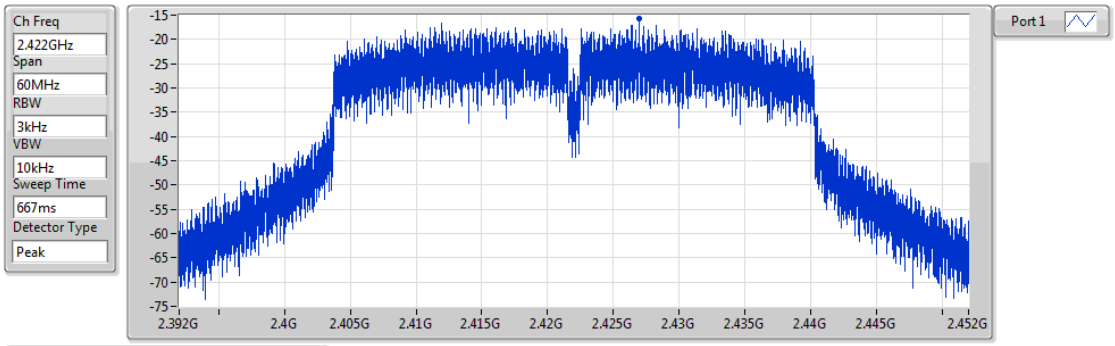

Sum	PD	Port 1
(dBm/RBW)	(dBm/RBW)	(dBm/RBW)
-15.71	-15.71	-15.71

802.11n HT40_Nss1,(MCS0)_1TX **PSD**

2437MHz

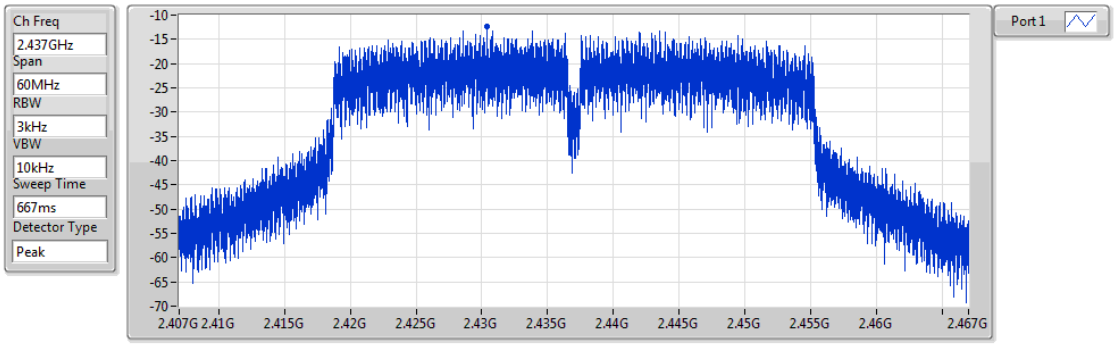

Sum	PD	Port 1
(dBm/RBW)	(dBm/RBW)	(dBm/RBW)
-12.28	-12.28	-12.28

802.11n HT40_Nss1,(MCS0)_1TX **PSD**

2452MHz

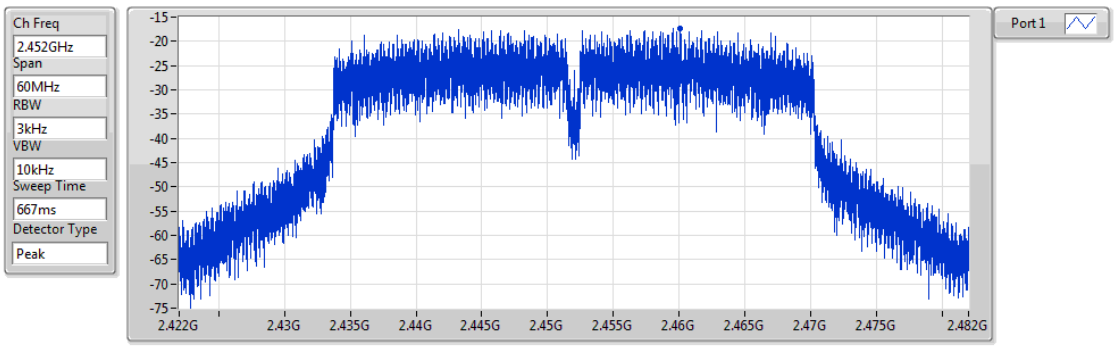

Sum	PD	Port 1
(dBm/RBW)	(dBm/RBW)	(dBm/RBW)
-17.30	-17.30	-17.30

Summary

Mode	Result	Ref (Hz)	Ref (dBm)	Limit (dBm)	Freq (Hz)	Level (dBm)	Freq (Hz)	Level (dBm)	Freq (Hz)	Level (dBm)	Freq (Hz)	Level (dBm)	Port
802.11n HT40_Nss1,(MCS0)_1TX	-	-	-	-	-	-	-	-	-	-	-	-	-
2.4-2.4835GHz	Pass	2.433233G	1.84	-28.16	794.86M	-57.48	2.39984G	-31.72	2.48878G	-59.92	15.004539G	-54.45	1

Result

Mode	Result	Ref (Hz)	Ref (dBm)	Limit (dBm)	Freq (Hz)	Level (dBm)	Freq (Hz)	Level (dBm)	Freq (Hz)	Level (dBm)	Freq (Hz)	Level (dBm)	Port
802.11b_(1Mbps)_1TX	-	-	-	-	-	-	-	-	-	-	-	-	-
2412MHz	Pass	2.41002G	10.44	-19.56	804.725M	-55.07	2.39752G	-25.33	2.49374G	-59.05	7.235136G	-51.72	1
2437MHz	Pass	2.435404G	10.44	-19.56	1.624885G	-46.77	2.39904G	-49.61	2.48494G	-57.54	14.621476G	-47.88	1
2462MHz	Pass	2.461456G	10.44	-19.56	1.641195G	-44.43	2.3996G	-58.92	2.4875G	-45.11	14.773193G	-50.19	1
802.11g_(6Mbps)_1TX	-	-	-	-	-	-	-	-	-	-	-	-	-
2412MHz	Pass	2.430728G	11.05	-18.95	808.22M	-53.66	2.3996G	-30.24	2.48486G	-60.94	15.11315G	-54.31	1
2437MHz	Pass	2.430728G	11.05	-18.95	807.055M	-47.26	2.39984G	-34.49	2.48486G	-44.06	15.315438G	-53.95	1
2462MHz	Pass	2.430728G	11.05	-18.95	815.21M	-55.53	2.39016G	-58.98	2.48366G	-47.39	24.772425G	-54.30	1
802.11n HT20_Nss1,(MCS0)_1TX	-	-	-	-	-	-	-	-	-	-	-	-	-
2412MHz	Pass	2.431897G	9.62	-20.38	802.395M	-54.21	2.39984G	-32.81	2.49302G	-61.67	24.727472G	-53.91	1
2437MHz	Pass	2.431897G	9.62	-20.38	812.88M	-51.82	2.39952G	-33.61	2.48446G	-43.21	15.118769G	-53.68	1
2462MHz	Pass	2.431897G	9.62	-20.38	812.88M	-57.64	2.39072G	-60.84	2.48382G	-46.10	24.575756G	-54.48	1
802.11n HT40_Nss1,(MCS0)_1TX	-	-	-	-	-	-	-	-	-	-	-	-	-
2422MHz	Pass	2.433233G	1.84	-28.16	794.86M	-57.48	2.39984G	-31.72	2.48878G	-59.92	15.004539G	-54.45	1
2437MHz	Pass	2.433233G	1.84	-28.16	807.455M	-56.82	2.39952G	-33.42	2.48574G	-44.27	24.55127G	-53.78	1
2452MHz	Pass	2.433233G	1.84	-28.16	805.165M	-59.40	2.3984G	-54.66	2.48446G	-39.06	15.119526G	-54.21	1

802.11b_(1Mbps)_1TX **CSE NdB**

2412MHz

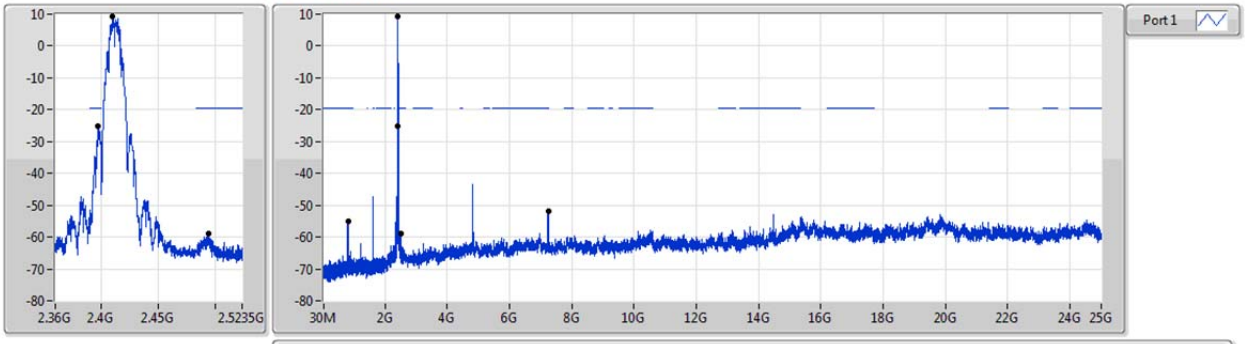

Ref(Hz)	Ref(dBm)	Limit(dBm)	Freq(Hz)	Level(dBm)	Freq(Hz)	Level(dBm)	Freq(Hz)	Level(dBm)	Freq(Hz)	Level(dBm)	Port
2.41002G	10.44	-19.56	804.725M	-55.07	2.39752G	-25.33	2.49374G	-59.05	7.235136G	-51.72	1

802.11b_(1Mbps)_1TX **CSE NdB**

2437MHz

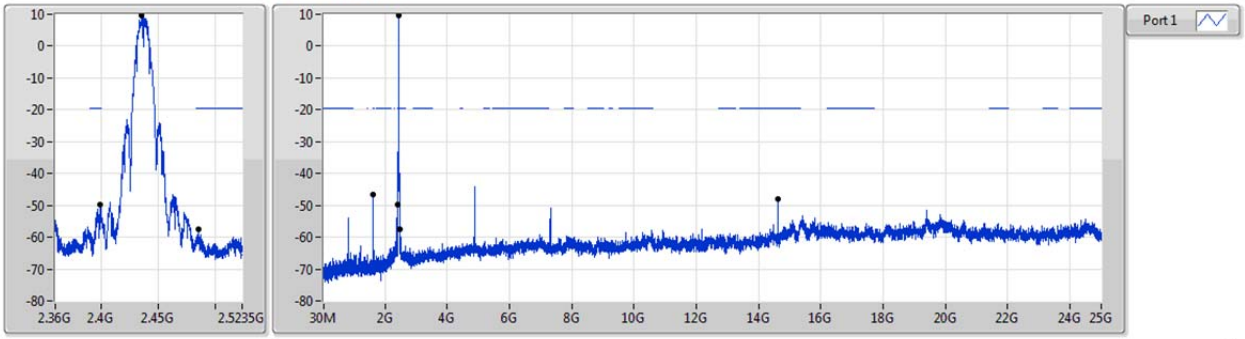

Ref(Hz)	Ref(dBm)	Limit(dBm)	Freq(Hz)	Level(dBm)	Freq(Hz)	Level(dBm)	Freq(Hz)	Level(dBm)	Freq(Hz)	Level(dBm)	Port
2.435404G	10.44	-19.56	1.624885G	-46.77	2.39904G	-49.61	2.48494G	-57.54	14.621476G	-47.88	1

802.11b_(1Mbps)_1TX **CSE NdB**

2462MHz

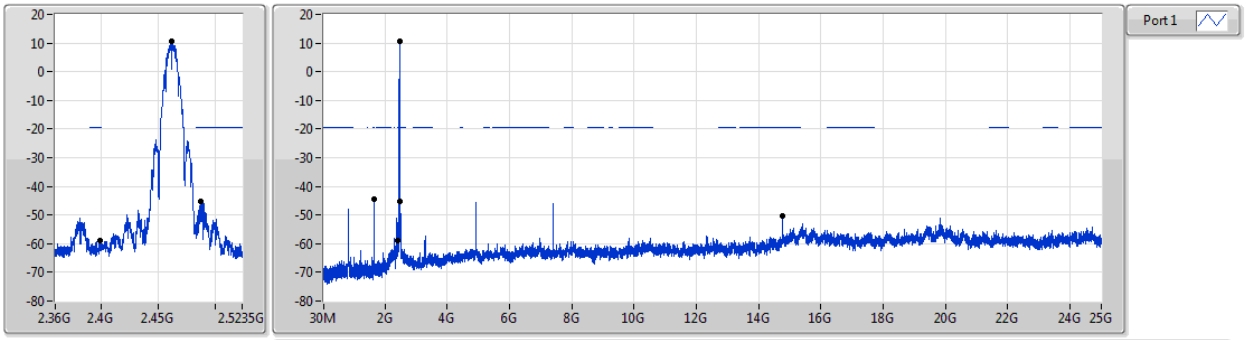

Ref(Hz)	Ref(dBm)	Limit(dBm)	Freq(Hz)	Level(dBm)	Freq(Hz)	Level(dBm)	Freq(Hz)	Level(dBm)	Freq(Hz)	Level(dBm)	Port
2.461456G	10.44	-19.56	1.641195G	-44.43	2.3996G	-58.92	2.4875G	-45.11	14.773193G	-50.19	1

802.11g_(6Mbps)_1TX **CSE NdB**

2412MHz

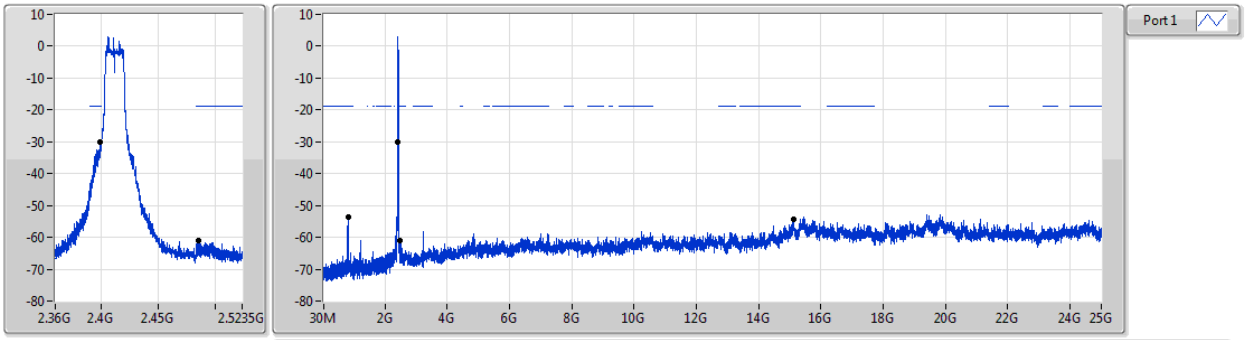

Ref(Hz)	Ref(dBm)	Limit(dBm)	Freq(Hz)	Level(dBm)	Freq(Hz)	Level(dBm)	Freq(Hz)	Level(dBm)	Freq(Hz)	Level(dBm)	Port
2.430728G	11.05	-18.95	808.22M	-53.66	2.3996G	-30.24	2.48486G	-60.94	15.11315G	-54.31	1

802.11g_(6Mbps)_1TX **CSE NdB**

2437MHz

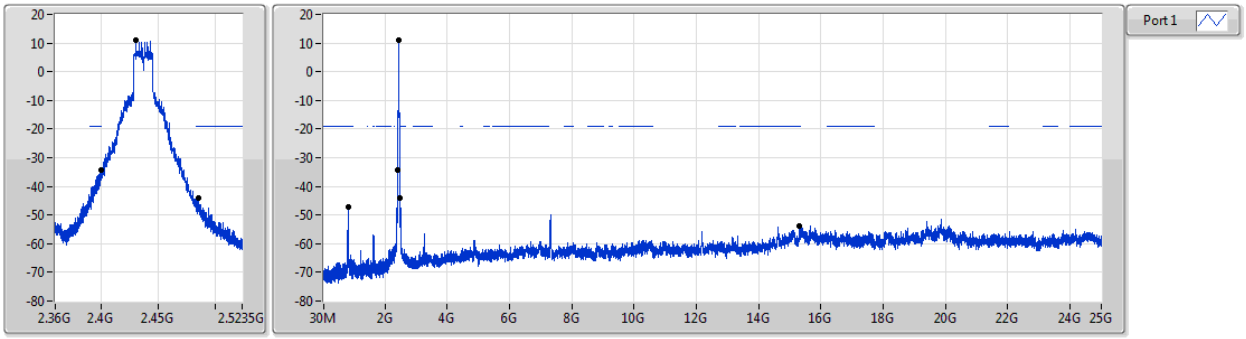

Ref(Hz)	Ref(dBm)	Limit(dBm)	Freq(Hz)	Level(dBm)	Freq(Hz)	Level(dBm)	Freq(Hz)	Level(dBm)	Freq(Hz)	Level(dBm)	Port
2.430728G	11.05	-18.95	807.055M	-47.26	2.39984G	-34.49	2.48486G	-44.06	15.315438G	-53.95	1

802.11g_(6Mbps)_1TX **CSE NdB**

2462MHz

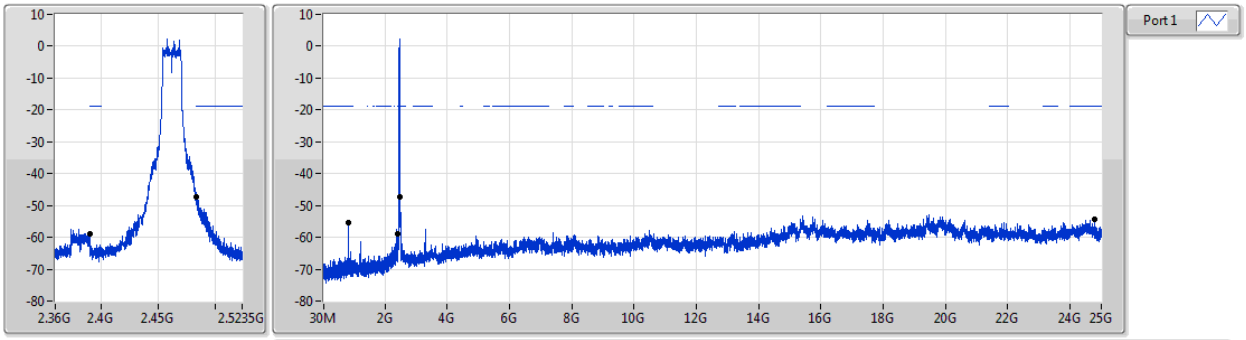

Ref(Hz)	Ref(dBm)	Limit(dBm)	Freq(Hz)	Level(dBm)	Freq(Hz)	Level(dBm)	Freq(Hz)	Level(dBm)	Freq(Hz)	Level(dBm)	Port
2.430728G	11.05	-18.95	815.21M	-55.53	2.39016G	-58.98	2.48366G	-47.39	24.772425G	-54.30	1

802.11n HT20_Nss1,(MCS0)_1TX **CSE NdB**

2412MHz

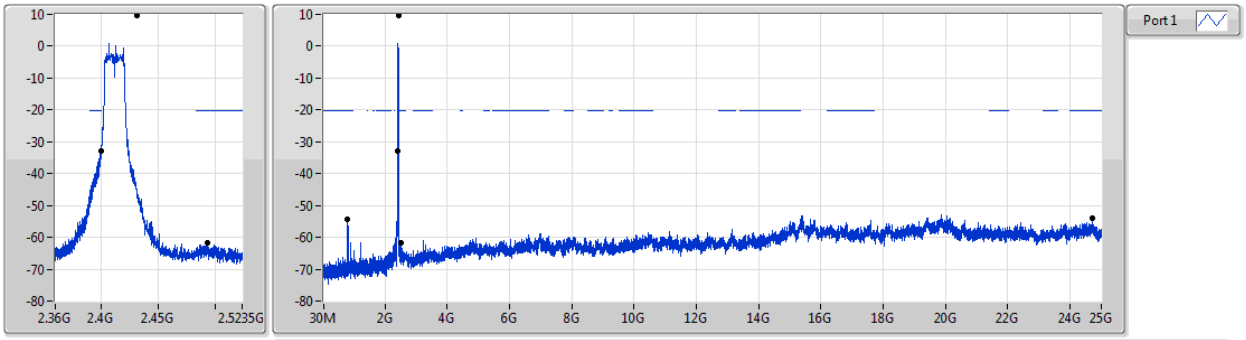

Ref(Hz)	Ref(dBm)	Limit(dBm)	Freq(Hz)	Level(dBm)	Freq(Hz)	Level(dBm)	Freq(Hz)	Level(dBm)	Freq(Hz)	Level(dBm)	Port
2.431897G	9.62	-20.38	802.395M	-54.21	2.39984G	-32.81	2.49302G	-61.67	24.727472G	-53.91	1

802.11n HT20_Nss1,(MCS0)_1TX **CSE NdB**

2437MHz

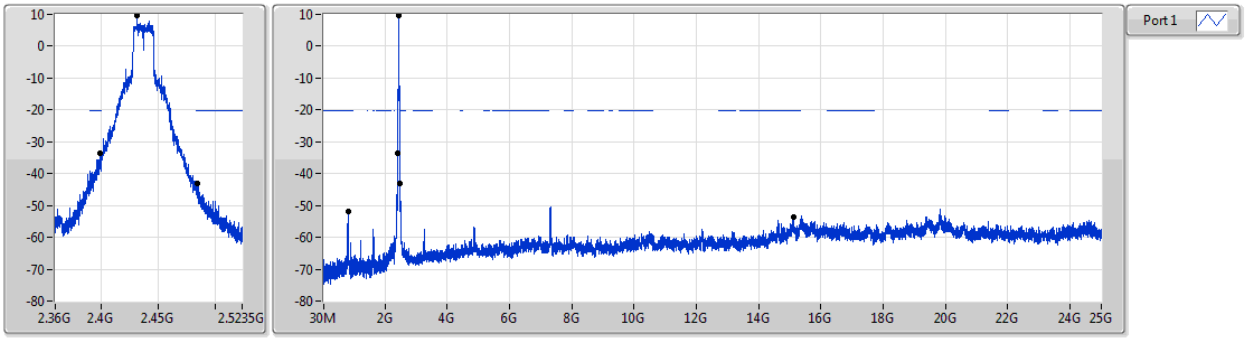

Ref(Hz)	Ref(dBm)	Limit(dBm)	Freq(Hz)	Level(dBm)	Freq(Hz)	Level(dBm)	Freq(Hz)	Level(dBm)	Freq(Hz)	Level(dBm)	Port
2.431897G	9.62	-20.38	812.88M	-51.82	2.39952G	-33.61	2.48446G	-43.21	15.118769G	-53.68	1

802.11n HT20_Nss1,(MCS0)_1TX **CSE NdB**

2462MHz

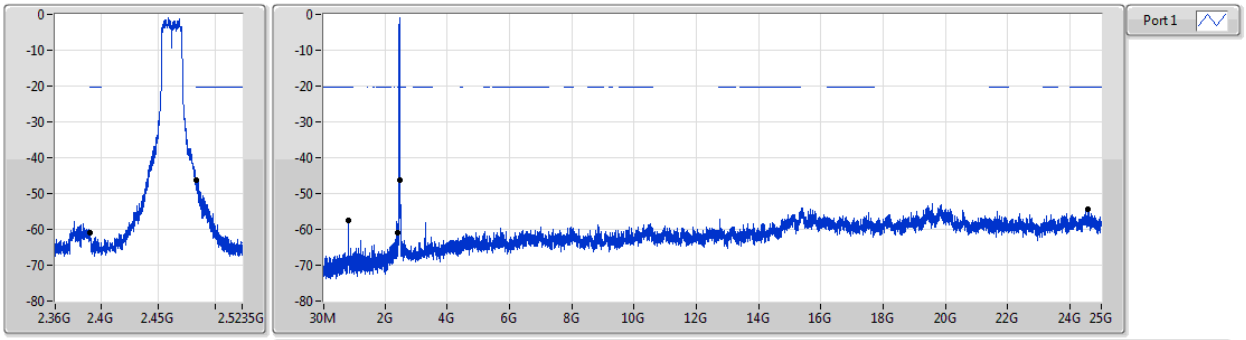

Ref(Hz)	Ref(dBm)	Limit(dBm)	Freq(Hz)	Level(dBm)	Freq(Hz)	Level(dBm)	Freq(Hz)	Level(dBm)	Freq(Hz)	Level(dBm)	Port
2.431897G	9.62	-20.38	812.88M	-57.64	2.39072G	-60.84	2.48382G	-46.10	24.575756G	-54.48	1

802.11n HT40_Nss1,(MCS0)_1TX **CSE NdB**

2422MHz

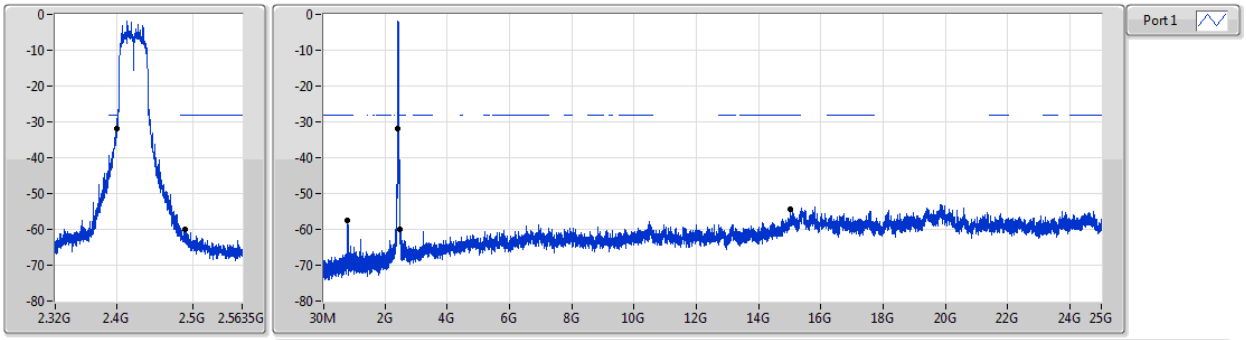

Ref(Hz)	Ref(dBm)	Limit(dBm)	Freq(Hz)	Level(dBm)	Freq(Hz)	Level(dBm)	Freq(Hz)	Level(dBm)	Freq(Hz)	Level(dBm)	Port
2.433233G	1.84	-28.16	794.86M	-57.48	2.39984G	-31.72	2.48878G	-59.92	15.004539G	-54.45	1

802.11n HT40_Nss1,(MCS0)_1TX **CSE NdB**

2437MHz

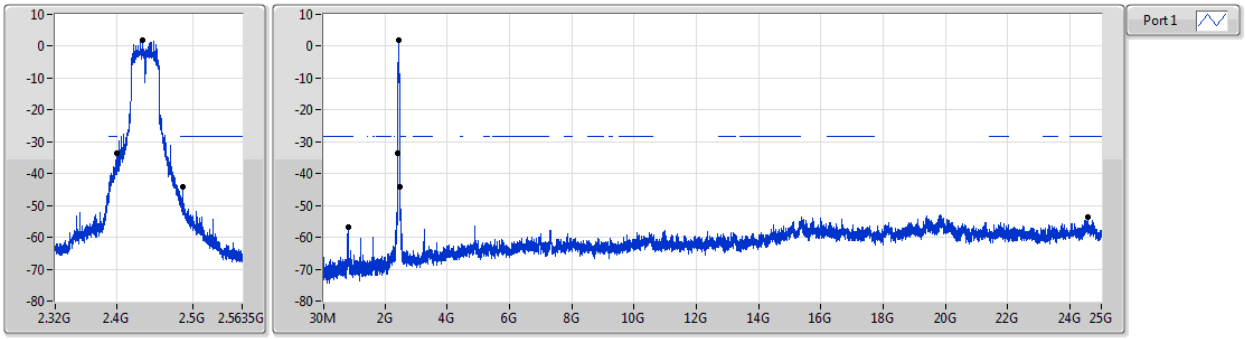

Ref(Hz)	Ref(dBm)	Limit(dBm)	Freq(Hz)	Level(dBm)	Freq(Hz)	Level(dBm)	Freq(Hz)	Level(dBm)	Freq(Hz)	Level(dBm)	Port
2.433233G	1.84	-28.16	807.455M	-56.82	2.39952G	-33.42	2.48574G	-44.27	24.55127G	-53.78	1

802.11n HT40_Nss1,(MCS0)_1TX **CSE NdB**

2452MHz

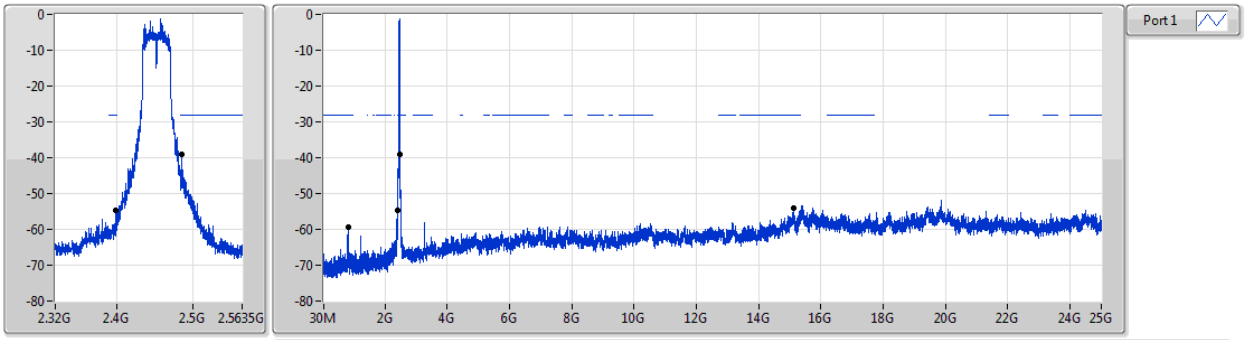

Ref(Hz)	Ref(dBm)	Limit(dBm)	Freq(Hz)	Level(dBm)	Freq(Hz)	Level(dBm)	Freq(Hz)	Level(dBm)	Freq(Hz)	Level(dBm)	Port
2.433233G	1.84	-28.16	805.165M	-59.40	2.3984G	-54.66	2.48446G	-39.06	15.119526G	-54.21	1

Summary

Mode	Result	Type	Freq (Hz)	Level (dBuV/m)	Limit (dBuV/m)	Margin (dB)	Factor (dB)	Dist (m)	Pol. (H/V)	Azimuth (°)	Height (m)	Comments
802.11n HT40_Nss1,(MCS0)_1TX	-	-	-	-	-	-	-	-	-	-	-	-
2.4-2.4835GHz	Pass	PK	37.76M	36.02	40.00	-3.98	-16.98	3	V	0	1.00	-

Result

Mode	Result	Type	Freq (Hz)	Level (dBuV/m)	Limit (dBuV/m)	Margin (dB)	Factor (dB)	Dist (m)	Pol. (H/V)	Azimuth (°)	Height (m)	Comments
802.11n HT40_Nss1,(MCS0)_1TX	-	-	-	-	-	-	-	-	-	-	-	-
2437MHz	Pass	PK	37.76M	23.01	40.00	-16.99	-16.98	3	H	360	2.00	-
2437MHz	Pass	PK	115.36M	25.63	43.50	-17.87	-18.76	3	H	360	2.00	-
2437MHz	Pass	PK	258.92M	27.87	46.00	-18.13	-15.08	3	H	360	2.00	-
2437MHz	Pass	PK	344.28M	28.40	46.00	-17.60	-14.29	3	H	360	2.00	-
2437MHz	Pass	PK	470.38M	30.76	46.00	-15.24	-10.76	3	H	360	2.00	-
2437MHz	Pass	PK	897.18M	36.53	46.00	-9.47	-4.88	3	H	360	2.00	-
2437MHz	Pass	PK	33.88M	33.71	40.00	-6.29	-15.47	3	V	0	1.00	-
2437MHz	Pass	PK	37.76M	36.02	40.00	-3.98	-16.98	3	V	0	1.00	-
2437MHz	Pass	PK	260.86M	25.65	46.00	-20.35	-14.96	3	V	0	1.00	-
2437MHz	Pass	PK	472.32M	31.26	46.00	-14.74	-10.72	3	V	0	1.00	-
2437MHz	Pass	PK	509.18M	31.83	46.00	-14.17	-10.16	3	V	0	1.00	-
2437MHz	Pass	PK	895.24M	33.91	46.00	-12.09	-4.89	3	V	0	1.00	-

802.11n HT40_Nss1,(MCS0)_1TX

2437MHz_From Swiching Power Supply

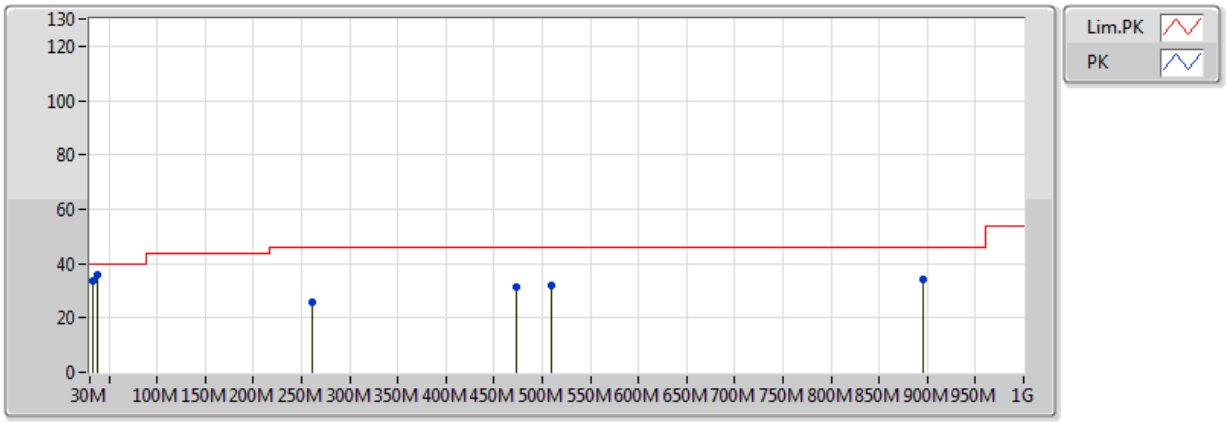

EUT =Z axis

Type	Freq(Hz)	Level(dBuV/m)	Limit(dBuV/m)	Margin(dB)	Factor(dB)	Dist(m)	Pol.(H/V)	Azimuth(°)	Height(m)	Comments
PK	33.88M	33.71	40.00	-6.29	-15.47	3	V	0	1.00	-
PK	37.76M	36.02	40.00	-3.98	-16.98	3	V	0	1.00	-
PK	260.86M	25.65	46.00	-20.35	-14.96	3	V	0	1.00	-
PK	472.32M	31.26	46.00	-14.74	-10.72	3	V	0	1.00	-
PK	509.18M	31.83	46.00	-14.17	-10.16	3	V	0	1.00	-
PK	895.24M	33.91	46.00	-12.09	-4.89	3	V	0	1.00	-

802.11n HT40_Nss1,(MCS0)_1TX

2437MHz_From Swiching Power Supply

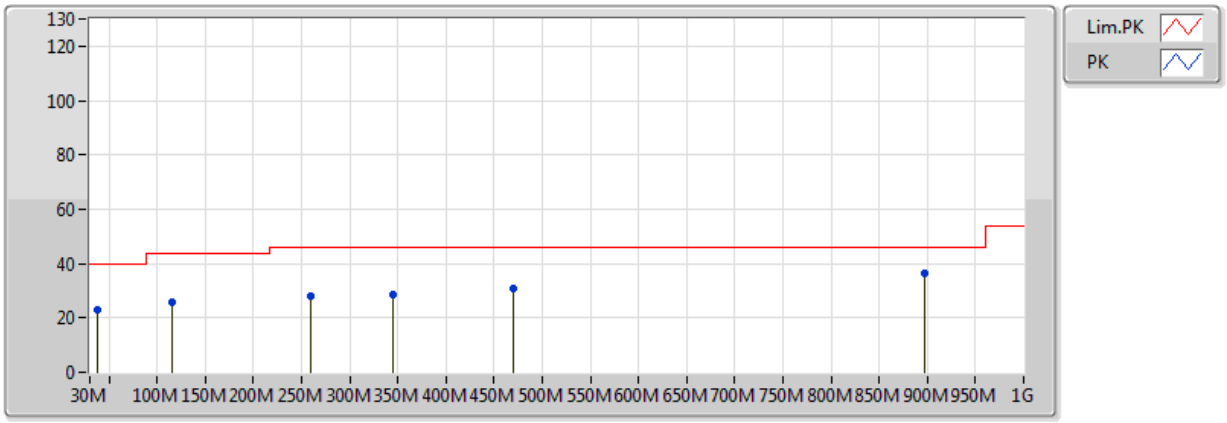

EUT =Z axis

Type	Freq(Hz)	Level(dBuV/m)	Limit(dBuV/m)	Margin(dB)	Factor(dB)	Dist(m)	Pol.(H/V)	Azimuth(°)	Height(m)	Comments
PK	37.76M	23.01	40.00	-16.99	-16.98	3	H	360	2.00	-
PK	115.36M	25.63	43.50	-17.87	-18.76	3	H	360	2.00	-
PK	258.92M	27.87	46.00	-18.13	-15.08	3	H	360	2.00	-
PK	470.38M	30.76	46.00	-15.24	-10.76	3	H	360	2.00	-
PK	344.28M	28.40	46.00	-17.60	-14.29	3	H	360	2.00	-
PK	897.18M	36.53	46.00	-9.47	-4.88	3	H	360	2.00	-

Summary

Mode	Result	Type	Freq (Hz)	Level (dBuV/m)	Limit (dBuV/m)	Margin (dB)	Factor (dB)	Dist (m)	Pol. (H/V)	Azimuth (°)	Height (m)	Comments
802.11b_(1Mbps)_1TX	-	-	-	-	-	-	-	-	-	-	-	-
2.4-2.4835GHz	Pass	AV	4.824G	53.58	54.00	-0.42	2.44	3	H	105	2.25	-

Result

Mode	Result	Type	Freq (Hz)	Level (dBuV/m)	Limit (dBuV/m)	Margin (dB)	Factor (dB)	Dist (m)	Pol. (H/V)	Azimuth (°)	Height (m)	Comments
802.11b_(1Mbps)_1TX	-	-	-	-	-	-	-	-	-	-	-	-
2412MHz	Pass	AV	2.3838G	48.12	54.00	-5.88	31.17	3	H	147	2.66	-
2412MHz	Pass	AV	2.411G	105.93	Inf	-Inf	31.27	3	H	147	2.66	-
2412MHz	Pass	PK	2.3824G	58.13	74.00	-15.87	31.16	3	H	147	2.66	-
2412MHz	Pass	PK	2.412G	108.91	Inf	-Inf	31.27	3	H	147	2.66	-
2412MHz	Pass	AV	2.3892G	47.17	54.00	-6.83	31.17	3	V	123	3.33	-
2412MHz	Pass	AV	2.411G	101.70	Inf	-Inf	31.27	3	V	123	3.33	-
2412MHz	Pass	PK	2.3848G	57.90	74.00	-16.10	31.16	3	V	123	3.33	-
2412MHz	Pass	PK	2.412G	104.58	Inf	-Inf	31.27	3	V	123	3.33	-
2412MHz	Pass	AV	4.824G	53.25	54.00	-0.75	2.44	3	H	99	2.07	-
2412MHz	Pass	PK	4.824G	55.00	74.00	-19.00	2.44	3	H	99	2.07	-
2412MHz	Pass	AV	4.824G	48.69	54.00	-5.31	2.44	3	V	135	2.04	-
2412MHz	Pass	PK	4.824G	50.81	74.00	-23.19	2.44	3	V	135	2.04	-
2437MHz	Pass	AV	2.3578G	46.91	54.00	-7.09	31.07	3	H	147	2.92	-
2437MHz	Pass	AV	2.4362G	106.67	Inf	-Inf	31.37	3	H	147	2.92	-
2437MHz	Pass	AV	2.4886G	47.17	54.00	-6.83	31.54	3	H	147	2.92	-
2437MHz	Pass	PK	2.355G	58.10	74.00	-15.90	31.06	3	H	147	2.92	-
2437MHz	Pass	PK	2.437G	109.69	Inf	-Inf	31.36	3	H	147	2.92	-
2437MHz	Pass	PK	2.4958G	58.11	74.00	-15.89	31.57	3	H	147	2.92	-
2437MHz	Pass	AV	2.3558G	46.43	54.00	-7.57	31.07	3	V	287	2.94	-
2437MHz	Pass	AV	2.4382G	100.99	Inf	-Inf	31.37	3	V	287	2.94	-
2437MHz	Pass	AV	2.4866G	47.04	54.00	-6.96	31.54	3	V	287	2.94	-
2437MHz	Pass	PK	2.3426G	57.31	74.00	-16.69	31.06	3	V	287	2.94	-
2437MHz	Pass	PK	2.437G	103.98	Inf	-Inf	31.36	3	V	287	2.94	-
2437MHz	Pass	PK	2.4902G	58.30	74.00	-15.70	31.57	3	V	287	2.94	-
2437MHz	Pass	AV	4.824G	53.35	54.00	-0.65	2.44	3	H	99	2.03	-
2437MHz	Pass	PK	4.824G	54.79	74.00	-19.21	2.44	3	H	99	2.03	-
2437MHz	Pass	AV	4.824G	50.54	54.00	-3.46	2.44	3	V	126	2.26	-
2437MHz	Pass	PK	4.824G	53.11	74.00	-20.89	2.44	3	V	126	2.26	-
2462MHz	Pass	AV	2.461G	105.51	Inf	-Inf	31.45	3	H	138	1.00	-
2462MHz	Pass	AV	2.4876G	50.48	54.00	-3.52	31.54	3	H	138	1.00	-
2462MHz	Pass	PK	2.462G	108.53	Inf	-Inf	31.45	3	H	138	1.00	-
2462MHz	Pass	PK	2.4882G	59.23	74.00	-14.77	31.55	3	H	138	1.00	-
2462MHz	Pass	AV	2.461G	100.94	Inf	-Inf	31.45	3	V	290	2.74	-
2462MHz	Pass	AV	2.4874G	48.42	54.00	-5.58	31.54	3	V	290	2.74	-
2462MHz	Pass	PK	2.462G	103.85	Inf	-Inf	31.45	3	V	290	2.74	-
2462MHz	Pass	PK	2.4872G	58.50	74.00	-15.50	31.55	3	V	290	2.74	-
2462MHz	Pass	AV	4.824G	53.58	54.00	-0.42	2.44	3	H	105	2.25	-
2462MHz	Pass	PK	4.824G	54.97	74.00	-19.03	2.44	3	H	105	2.25	-
2462MHz	Pass	AV	4.824G	50.69	54.00	-3.31	2.44	3	V	137	2.35	-
2462MHz	Pass	PK	4.824G	52.77	74.00	-21.23	2.44	3	V	137	2.35	-
802.11g_(6Mbps)_1TX	-	-	-	-	-	-	-	-	-	-	-	-
2412MHz	Pass	AV	2.39G	53.01	54.00	-0.99	31.19	3	H	142	2.15	-
2412MHz	Pass	AV	2.4068G	97.58	Inf	-Inf	31.25	3	H	142	2.15	-
2412MHz	Pass	PK	2.39G	65.32	74.00	-8.68	31.19	3	H	142	2.15	-
2412MHz	Pass	PK	2.4072G	105.94	Inf	-Inf	31.26	3	H	142	2.15	-
2412MHz	Pass	AV	2.39G	50.51	54.00	-3.49	31.19	3	V	123	3.38	-
2412MHz	Pass	AV	2.4058G	93.97	Inf	-Inf	31.25	3	V	123	3.38	-

Mode	Result	Type	Freq (Hz)	Level (dBuV/m)	Limit (dBuV/m)	Margin (dB)	Factor (dB)	Dist (m)	Pol. (H/V)	Azimuth (°)	Height (m)	Comments
2412MHz	Pass	PK	2.39G	61.30	74.00	-12.70	31.19	3	V	123	3.38	-
2412MHz	Pass	PK	2.4072G	102.29	Inf	-Inf	31.26	3	V	123	3.38	-
2412MHz	Pass	AV	4.824G	34.88	54.00	-19.12	2.44	3	H	331	2.73	-
2412MHz	Pass	PK	4.824G	41.07	74.00	-32.93	2.44	3	H	331	2.73	-
2412MHz	Pass	AV	4.824G	34.07	54.00	-19.93	2.44	3	V	328	2.32	-
2412MHz	Pass	PK	4.824G	40.66	74.00	-33.34	2.44	3	V	328	2.32	-
2437MHz	Pass	AV	2.3898G	52.86	54.00	-1.14	31.19	3	H	137	1.00	-
2437MHz	Pass	AV	2.433G	104.00	Inf	-Inf	31.38	3	H	137	1.00	-
2437MHz	Pass	AV	2.4838G	51.46	54.00	-2.54	31.53	3	H	137	1.00	-
2437MHz	Pass	PK	2.3874G	66.44	74.00	-7.56	31.19	3	H	137	1.00	-
2437MHz	Pass	PK	2.4302G	112.13	Inf	-Inf	31.34	3	H	137	1.00	-
2437MHz	Pass	PK	2.4846G	65.29	74.00	-8.71	31.53	3	H	137	1.00	-
2437MHz	Pass	AV	2.3898G	49.76	54.00	-4.24	31.19	3	V	289	2.93	-
2437MHz	Pass	AV	2.4418G	99.29	Inf	-Inf	31.38	3	V	289	2.93	-
2437MHz	Pass	AV	2.4838G	48.72	54.00	-5.28	31.53	3	V	289	2.93	-
2437MHz	Pass	PK	2.3894G	63.82	74.00	-10.18	31.19	3	V	289	2.93	-
2437MHz	Pass	PK	2.4422G	107.36	Inf	-Inf	31.34	3	V	289	2.93	-
2437MHz	Pass	PK	2.487G	58.67	74.00	-15.33	31.53	3	V	289	2.93	-
2437MHz	Pass	AV	4.874G	37.65	54.00	-16.35	2.52	3	H	144	2.01	-
2437MHz	Pass	PK	4.874G	46.55	74.00	-27.45	2.52	3	H	144	2.01	-
2437MHz	Pass	AV	4.874G	35.63	54.00	-18.37	2.52	3	V	351	2.84	-
2437MHz	Pass	PK	4.874G	42.49	74.00	-31.51	2.52	3	V	351	2.84	-
2462MHz	Pass	AV	2.4562G	97.29	Inf	-Inf	31.43	3	H	138	1.15	-
2462MHz	Pass	AV	2.4836G	52.98	54.00	-1.02	31.53	3	H	138	1.15	-
2462MHz	Pass	PK	2.457G	106.06	Inf	-Inf	31.44	3	H	138	1.15	-
2462MHz	Pass	PK	2.4836G	64.58	74.00	-9.42	31.53	3	H	138	1.15	-
2462MHz	Pass	AV	2.4558G	91.79	Inf	-Inf	31.43	3	V	285	2.94	-
2462MHz	Pass	AV	2.4836G	49.10	54.00	-4.90	31.53	3	V	285	2.94	-
2462MHz	Pass	PK	2.4596G	99.73	Inf	-Inf	31.44	3	V	285	2.94	-
2462MHz	Pass	PK	2.4836G	59.59	74.00	-14.41	31.53	3	V	285	2.94	-
2462MHz	Pass	AV	4.924G	33.79	54.00	-20.21	2.60	3	H	189	1.75	-
2462MHz	Pass	PK	4.924G	42.60	74.00	-31.40	2.60	3	H	189	1.75	-
2462MHz	Pass	AV	4.924G	34.26	54.00	-19.74	2.60	3	V	244	2.89	-
2462MHz	Pass	PK	4.924G	41.03	74.00	-32.97	2.60	3	V	244	2.89	-
802.11n HT20_Nss1,(MCS0)_1TX	-	-	-	-	-	-	-	-	-	-	-	-
2412MHz	Pass	AV	2.39G	53.32	54.00	-0.68	31.19	3	H	142	2.17	-
2412MHz	Pass	AV	2.407G	96.50	Inf	-Inf	31.26	3	H	142	2.17	-
2412MHz	Pass	PK	2.3896G	64.75	74.00	-9.25	31.19	3	H	142	2.17	-
2412MHz	Pass	PK	2.4096G	105.14	Inf	-Inf	31.26	3	H	142	2.17	-
2412MHz	Pass	AV	2.39G	50.26	54.00	-3.74	31.19	3	V	122	3.37	-
2412MHz	Pass	AV	2.4064G	92.51	Inf	-Inf	31.26	3	V	122	3.37	-
2412MHz	Pass	PK	2.3894G	61.12	74.00	-12.88	31.19	3	V	122	3.37	-
2412MHz	Pass	PK	2.4102G	101.08	Inf	-Inf	31.26	3	V	122	3.37	-
2412MHz	Pass	AV	4.824G	33.64	54.00	-20.36	2.44	3	H	287	2.61	-
2412MHz	Pass	PK	4.824G	44.62	74.00	-29.38	2.44	3	H	287	2.61	-
2412MHz	Pass	AV	4.824G	33.85	54.00	-20.15	2.44	3	V	352	2.33	-
2412MHz	Pass	PK	4.824G	43.41	74.00	-30.59	2.44	3	V	352	2.33	-
2437MHz	Pass	AV	2.3898G	53.20	54.00	-0.80	31.19	3	H	137	1.00	-
2437MHz	Pass	AV	2.4314G	103.28	Inf	-Inf	31.34	3	H	137	1.00	-

Mode	Result	Type	Freq (Hz)	Level (dBuV/m)	Limit (dBuV/m)	Margin (dB)	Factor (dB)	Dist (m)	Pol. (H/V)	Azimuth (°)	Height (m)	Comments
2437MHz	Pass	AV	2.4838G	51.57	54.00	-2.43	31.53	3	H	137	1.00	-
2437MHz	Pass	PK	2.3898G	66.30	74.00	-7.70	31.19	3	H	137	1.00	-
2437MHz	Pass	PK	2.4322G	111.39	Inf	-Inf	31.37	3	H	137	1.00	-
2437MHz	Pass	PK	2.4842G	63.15	74.00	-10.85	31.53	3	H	137	1.00	-
2437MHz	Pass	AV	2.3898G	49.21	54.00	-4.79	31.19	3	V	283	3.37	-
2437MHz	Pass	AV	2.4302G	98.65	Inf	-Inf	31.34	3	V	283	3.37	-
2437MHz	Pass	AV	2.4838G	48.32	54.00	-5.68	31.53	3	V	283	3.37	-
2437MHz	Pass	PK	2.3886G	61.16	74.00	-12.84	31.19	3	V	283	3.37	-
2437MHz	Pass	PK	2.4382G	106.68	Inf	-Inf	31.37	3	V	283	3.37	-
2437MHz	Pass	PK	2.4974G	58.40	74.00	-15.60	31.53	3	V	283	3.37	-
2437MHz	Pass	AV	4.874G	39.85	54.00	-14.15	2.52	3	H	180	1.50	-
2437MHz	Pass	PK	4.874G	48.43	74.00	-25.57	2.52	3	H	180	1.50	-
2437MHz	Pass	AV	4.874G	40.70	54.00	-13.30	2.52	3	V	132	1.89	-
2437MHz	Pass	PK	4.874G	47.75	74.00	-26.25	2.52	3	V	132	1.89	-
2462MHz	Pass	AV	2.467G	96.85	Inf	-Inf	31.47	3	H	152	2.87	-
2462MHz	Pass	AV	2.4836G	53.56	54.00	-0.44	31.53	3	H	152	2.87	-
2462MHz	Pass	PK	2.4678G	105.28	Inf	-Inf	31.44	3	H	152	2.87	-
2462MHz	Pass	PK	2.4844G	64.36	74.00	-9.64	31.53	3	H	152	2.87	-
2462MHz	Pass	AV	2.4568G	91.19	Inf	-Inf	31.47	3	V	293	2.74	-
2462MHz	Pass	AV	2.4836G	49.11	54.00	-4.89	31.53	3	V	293	2.74	-
2462MHz	Pass	PK	2.4592G	99.51	Inf	-Inf	31.44	3	V	293	2.74	-
2462MHz	Pass	PK	2.4848G	59.49	74.00	-14.51	31.53	3	V	293	2.74	-
2462MHz	Pass	AV	4.924G	33.78	54.00	-20.22	2.60	3	H	236	2.54	-
2462MHz	Pass	PK	4.924G	40.87	74.00	-33.13	2.60	3	H	236	2.54	-
2462MHz	Pass	AV	4.924G	34.89	54.00	-19.11	2.60	3	V	188	3.13	-
2462MHz	Pass	PK	4.924G	41.33	74.00	-32.67	2.60	3	V	188	3.13	-
802.11n HT40_Nss1,(MCS0)_1TX	-	-	-	-	-	-	-	-	-	-	-	-
2422MHz	Pass	AV	2.39G	53.41	54.00	-0.59	31.19	3	H	147	3.33	-
2422MHz	Pass	AV	2.418G	93.24	Inf	-Inf	31.30	3	H	147	3.33	-
2422MHz	Pass	AV	2.4984G	47.06	54.00	-6.94	31.54	3	H	147	3.33	-
2422MHz	Pass	PK	2.39G	63.75	74.00	-10.25	31.19	3	H	147	3.33	-
2422MHz	Pass	PK	2.4152G	101.87	Inf	-Inf	31.29	3	H	147	3.33	-
2422MHz	Pass	PK	2.4964G	56.75	74.00	-17.25	31.58	3	H	147	3.33	-
2422MHz	Pass	AV	2.39G	49.90	54.00	-4.10	31.19	3	V	289	3.35	-
2422MHz	Pass	AV	2.4188G	88.88	Inf	-Inf	31.30	3	V	289	3.35	-
2422MHz	Pass	AV	2.4872G	47.04	54.00	-6.96	31.54	3	V	289	3.35	-
2422MHz	Pass	PK	2.39G	60.50	74.00	-13.50	31.19	3	V	289	3.35	-
2422MHz	Pass	PK	2.4176G	97.68	Inf	-Inf	31.29	3	V	289	3.35	-
2422MHz	Pass	PK	2.4936G	57.97	74.00	-16.03	31.58	3	V	289	3.35	-
2422MHz	Pass	AV	4.844G	32.95	54.00	-21.05	2.47	3	H	324	2.66	-
2422MHz	Pass	PK	4.844G	40.70	74.00	-33.30	2.47	3	H	324	2.66	-
2422MHz	Pass	AV	4.844G	33.09	54.00	-20.91	2.47	3	V	276	3.04	-
2422MHz	Pass	PK	4.844G	41.29	74.00	-32.71	2.47	3	V	276	3.04	-
2437MHz	Pass	AV	2.3898G	53.41	54.00	-0.59	31.19	3	H	140	1.00	-
2437MHz	Pass	AV	2.4318G	96.10	Inf	-Inf	31.38	3	H	140	1.00	-
2437MHz	Pass	AV	2.4838G	50.99	54.00	-3.01	31.53	3	H	140	1.00	-
2437MHz	Pass	PK	2.3886G	64.01	74.00	-9.99	31.19	3	H	140	1.00	-
2437MHz	Pass	PK	2.431G	104.10	Inf	-Inf	31.38	3	H	140	1.00	-
2437MHz	Pass	PK	2.4838G	61.86	74.00	-12.14	31.53	3	H	140	1.00	-

Mode	Result	Type	Freq (Hz)	Level (dBuV/m)	Limit (dBuV/m)	Margin (dB)	Factor (dB)	Dist (m)	Pol. (H/V)	Azimuth (°)	Height (m)	Comments
2437MHz	Pass	AV	2.3898G	50.09	54.00	-3.91	31.19	3	V	293	2.94	-
2437MHz	Pass	AV	2.4422G	91.47	Inf	-Inf	31.38	3	V	293	2.94	-
2437MHz	Pass	AV	2.4838G	48.42	54.00	-5.58	31.53	3	V	293	2.94	-
2437MHz	Pass	PK	2.3898G	61.15	74.00	-12.85	31.19	3	V	293	2.94	-
2437MHz	Pass	PK	2.4426G	100.02	Inf	-Inf	31.38	3	V	293	2.94	-
2437MHz	Pass	PK	2.4842G	58.81	74.00	-15.19	31.53	3	V	293	2.94	-
2437MHz	Pass	AV	4.874G	34.35	54.00	-19.65	2.52	3	H	245	1.88	-
2437MHz	Pass	PK	4.874G	39.08	74.00	-34.92	2.52	3	H	245	1.88	-
2437MHz	Pass	AV	4.874G	33.70	54.00	-20.30	2.52	3	V	266	2.25	-
2437MHz	Pass	PK	4.874G	41.51	74.00	-32.49	2.52	3	V	266	2.25	-
2452MHz	Pass	AV	2.39G	46.41	54.00	-7.65	31.18	3	H	141	1.06	-
2452MHz	Pass	AV	2.4488G	92.56	Inf	-Inf	31.44	3	H	141	1.06	-
2452MHz	Pass	AV	2.4836G	52.93	54.00	-1.07	31.53	3	H	141	1.06	-
2452MHz	Pass	PK	2.3624G	56.68	74.00	-16.94	31.09	3	H	141	1.06	-
2452MHz	Pass	PK	2.4572G	101.10	Inf	-Inf	31.45	3	H	141	1.06	-
2452MHz	Pass	PK	2.4856G	62.54	74.00	-11.60	31.54	3	H	141	1.06	-
2452MHz	Pass	AV	2.3876G	46.35	54.00	-7.65	31.18	3	V	316	3.24	-
2452MHz	Pass	AV	2.4588G	89.86	Inf	-Inf	31.44	3	V	316	3.24	-
2452MHz	Pass	AV	2.4836G	52.35	54.00	-1.07	31.53	3	V	316	3.24	-
2452MHz	Pass	PK	2.3716G	57.06	74.00	-16.94	31.09	3	V	316	3.24	-
2452MHz	Pass	PK	2.4604G	97.84	Inf	-Inf	31.45	3	V	316	3.24	-
2452MHz	Pass	PK	2.4848G	62.40	74.00	-11.60	31.54	3	V	316	3.24	-
2452MHz	Pass	AV	4.904G	34.56	54.00	-19.44	2.57	3	H	357	2.63	-
2452MHz	Pass	PK	4.904G	40.86	74.00	-33.14	2.57	3	H	357	2.63	-
2452MHz	Pass	AV	4.904G	33.20	54.00	-20.80	2.57	3	V	84	1.98	-
2452MHz	Pass	PK	4.904G	40.21	74.00	-33.79	2.57	3	V	84	1.98	-

802.11b_(1Mbps)_1TX

2412MHz_TX

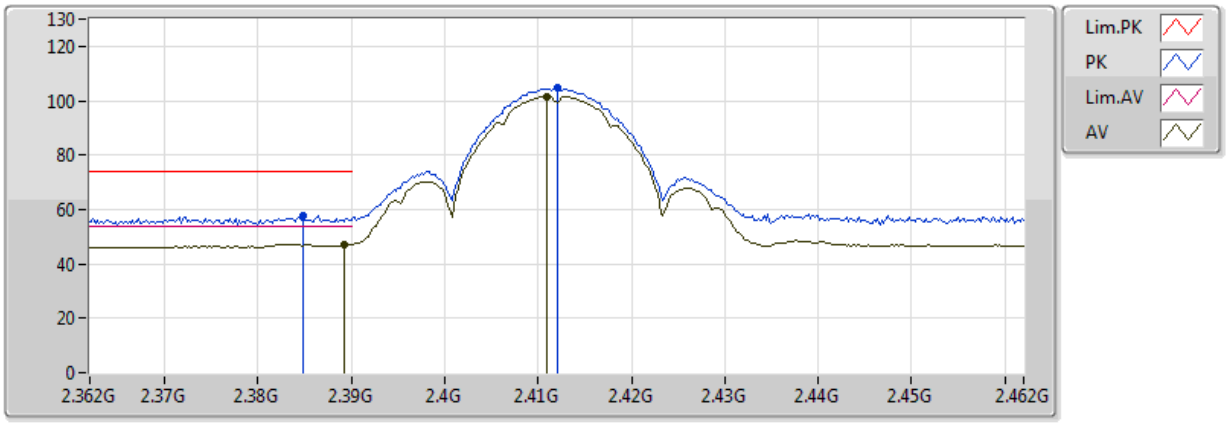

EUT=Z axis

Type	Freq(Hz)	Level(dBuV/m)	Limit(dBuV/m)	Margin(dB)	Factor(dB)	Dist(m)	Pol.(H/V)	Azimuth(°)	Height(m)	Comments
AV	2.3892G	47.17	54.00	-6.83	31.17	3	V	123	3.33	-
AV	2.411G	101.70	Inf	-Inf	31.27	3	V	123	3.33	-
PK	2.3848G	57.90	74.00	-16.10	31.16	3	V	123	3.33	-
PK	2.412G	104.58	Inf	-Inf	31.27	3	V	123	3.33	-

802.11b_(1Mbps)_1TX

2412MHz_TX

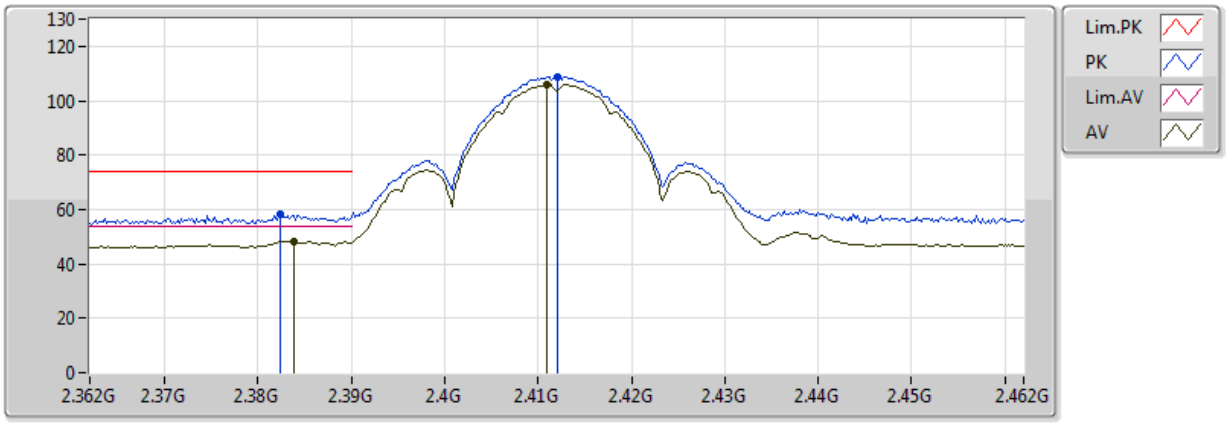

EUT=Z axis

Type	Freq(Hz)	Level(dBuV/m)	Limit(dBuV/m)	Margin(dB)	Factor(dB)	Dist(m)	Pol.(H/V)	Azimuth(°)	Height(m)	Comments
AV	2.3838G	48.12	54.00	-5.88	31.17	3	H	147	2.66	-
AV	2.411G	105.93	Inf	-Inf	31.27	3	H	147	2.66	-
PK	2.3824G	58.13	74.00	-15.87	31.16	3	H	147	2.66	-
PK	2.412G	108.91	Inf	-Inf	31.27	3	H	147	2.66	-

802.11b_(1Mbps)_1TX

2412MHz_TX

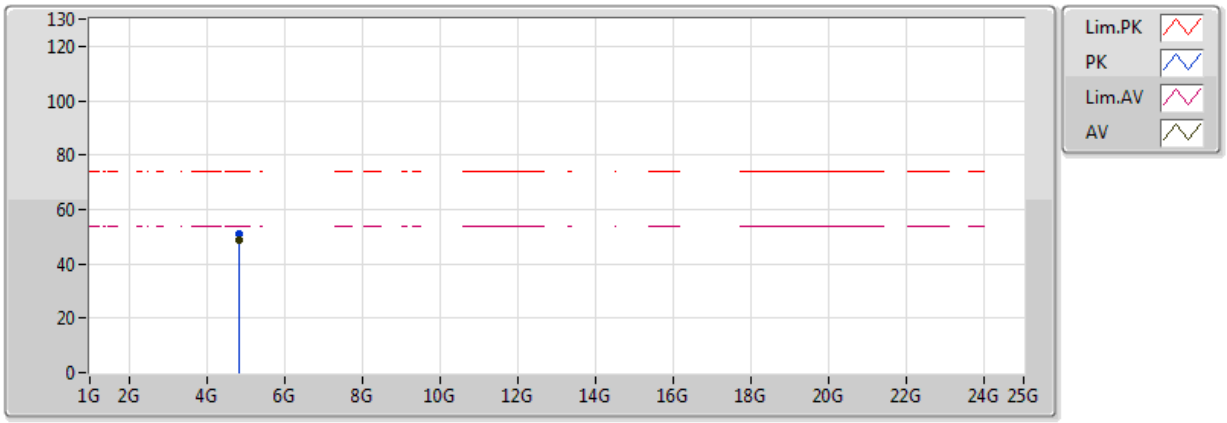

EUT=Z axis

Type	Freq(Hz)	Level(dBuV/m)	Limit(dBuV/m)	Margin(dB)	Factor(dB)	Dist(m)	Pol.(H/V)	Azimuth(°)	Height(m)	Comments
AV	4.824G	48.69	54.00	-5.31	2.44	3	V	135	2.04	-
PK	4.824G	50.81	74.00	-23.19	2.44	3	V	135	2.04	-

802.11b_(1Mbps)_1TX

2412MHz_TX

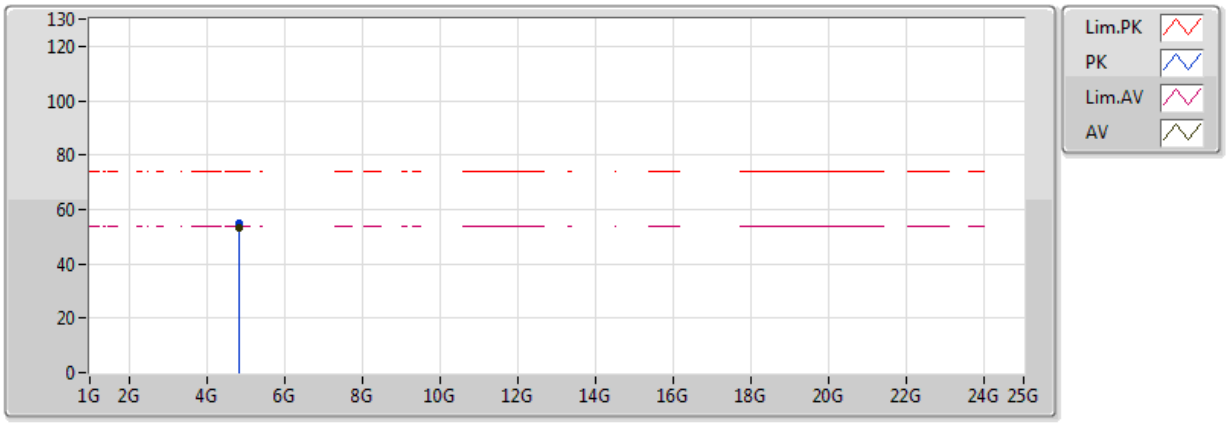

EUT=Z axis

Type	Freq(Hz)	Level(dBuV/m)	Limit(dBuV/m)	Margin(dB)	Factor(dB)	Dist(m)	Pol.(H/V)	Azimuth(°)	Height(m)	Comments
AV	4.824G	53.25	54.00	-0.75	2.44	3	H	99	2.07	-
PK	4.824G	55.00	74.00	-19.00	2.44	3	H	99	2.07	-

802.11b_(1Mbps)_1TX

2437MHz_TX

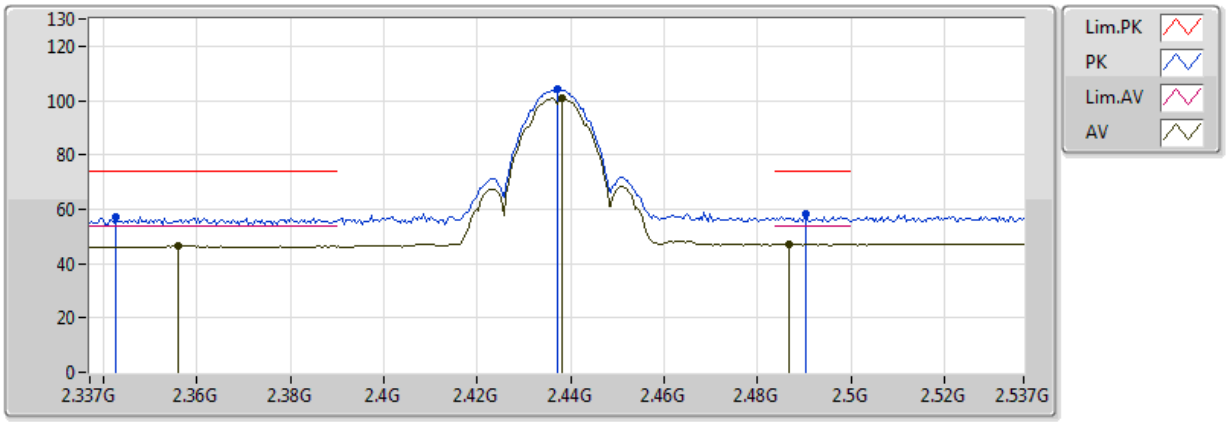

EUT=Z axis

Type	Freq(Hz)	Level(dBuV/m)	Limit(dBuV/m)	Margin(dB)	Factor(dB)	Dist(m)	Pol.(H/V)	Azimuth(°)	Height(m)	Comments
AV	2.3558G	46.43	54.00	-7.57	31.07	3	V	287	2.94	-
AV	2.4382G	100.99	Inf	-Inf	31.37	3	V	287	2.94	-
AV	2.4866G	47.04	54.00	-6.96	31.54	3	V	287	2.94	-
PK	2.3426G	57.31	74.00	-16.69	31.06	3	V	287	2.94	-
PK	2.437G	103.98	Inf	-Inf	31.36	3	V	287	2.94	-
PK	2.4902G	58.30	74.00	-15.70	31.57	3	V	287	2.94	-

802.11b_(1Mbps)_1TX

2437MHz_TX

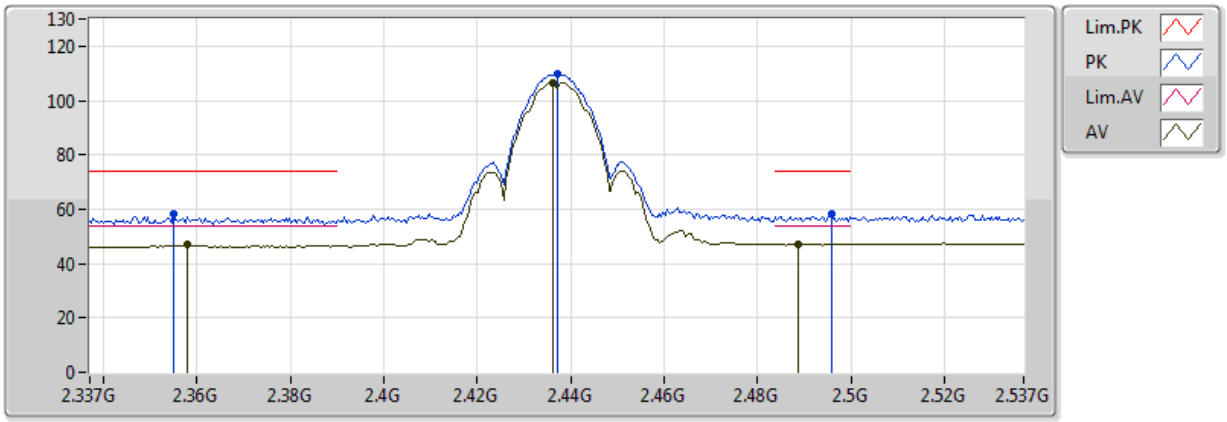

EUT=Z axis

Type	Freq(Hz)	Level(dBuV/m)	Limit(dBuV/m)	Margin(dB)	Factor(dB)	Dist(m)	Pol.(H/V)	Azimuth(°)	Height(m)	Comments
AV	2.3578G	46.91	54.00	-7.09	31.07	3	H	147	2.92	-
AV	2.4362G	106.67	Inf	-Inf	31.37	3	H	147	2.92	-
AV	2.4886G	47.17	54.00	-6.83	31.54	3	H	147	2.92	-
PK	2.355G	58.10	74.00	-15.90	31.06	3	H	147	2.92	-
PK	2.437G	109.69	Inf	-Inf	31.36	3	H	147	2.92	-
PK	2.4958G	58.11	74.00	-15.89	31.57	3	H	147	2.92	-

802.11b_(1Mbps)_1TX

2437MHz_TX

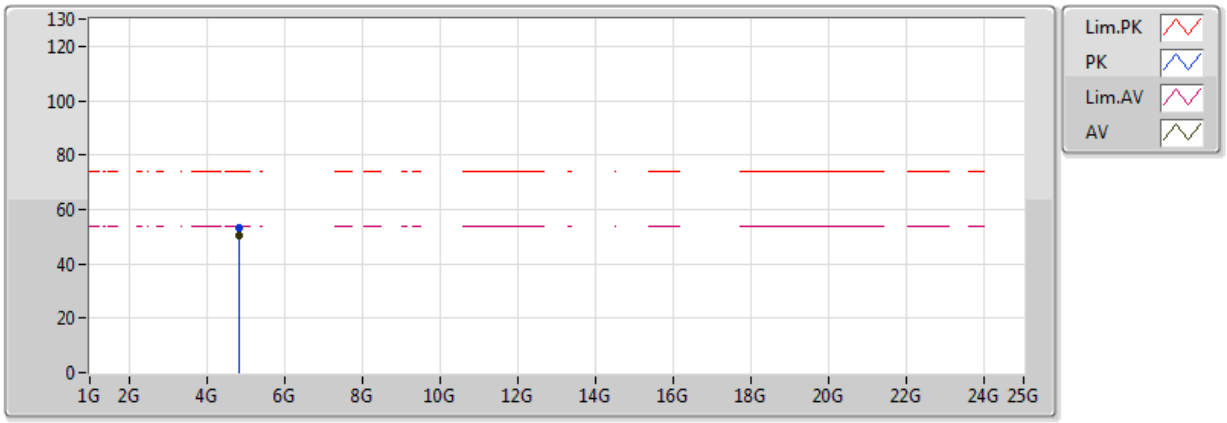

EUT=Z axis

Type	Freq(Hz)	Level(dBuV/m)	Limit(dBuV/m)	Margin(dB)	Factor(dB)	Dist(m)	Pol.(H/V)	Azimuth(°)	Height(m)	Comments
AV	4.824G	50.54	54.00	-3.46	2.44	3	V	126	2.26	-
PK	4.824G	53.11	74.00	-20.89	2.44	3	V	126	2.26	-

802.11b_(1Mbps)_1TX

2437MHz_TX

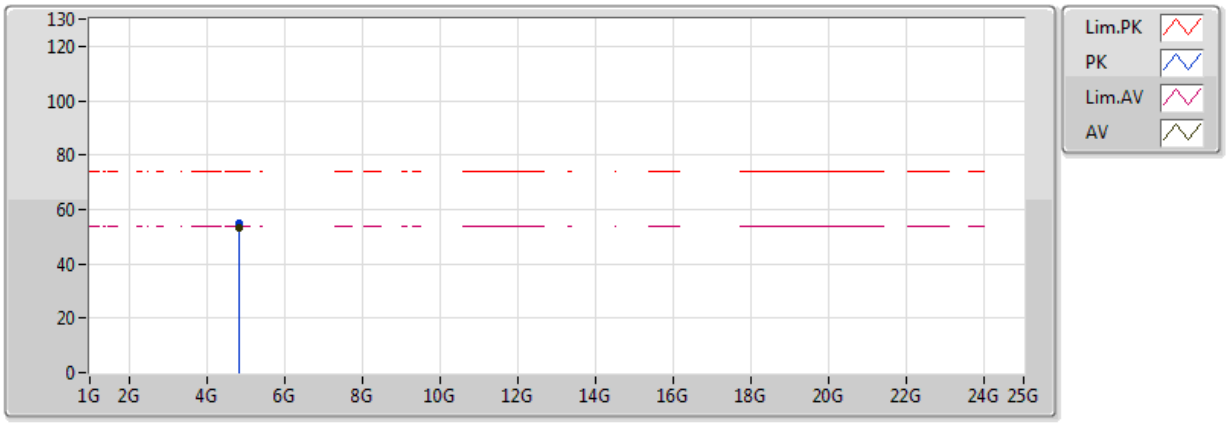

EUT=Z axis

Type	Freq(Hz)	Level(dBuV/m)	Limit(dBuV/m)	Margin(dB)	Factor(dB)	Dist(m)	Pol.(H/V)	Azimuth(°)	Height(m)	Comments
AV	4.824G	53.35	54.00	-0.65	2.44	3	H	99	2.03	-
PK	4.824G	54.79	74.00	-19.21	2.44	3	H	99	2.03	-

802.11b_(1Mbps)_1TX

2462MHz_TX

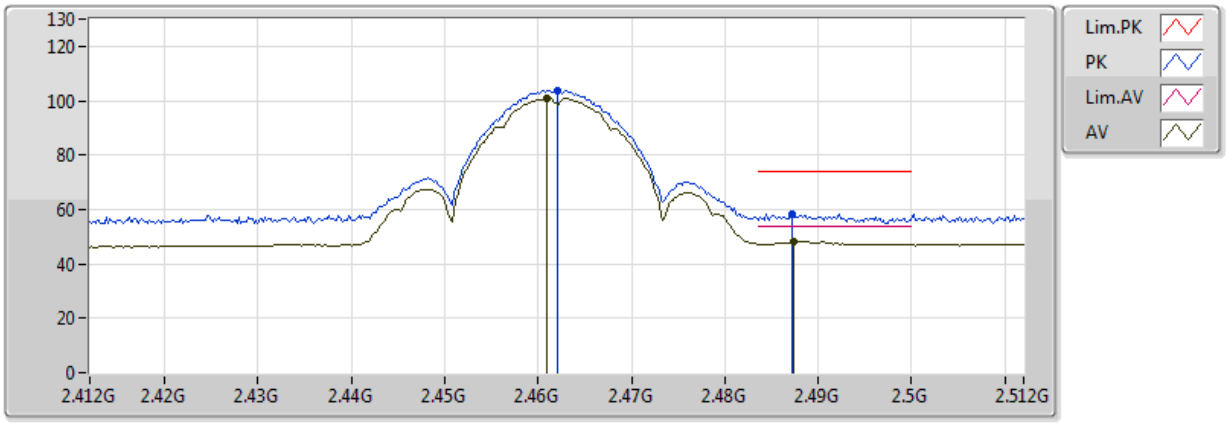

EUT=Z axis

Type	Freq(Hz)	Level(dBuV/m)	Limit(dBuV/m)	Margin(dB)	Factor(dB)	Dist(m)	Pol.(H/V)	Azimuth(°)	Height(m)	Comments
AV	2.461G	100.94	Inf	-Inf	31.45	3	V	290	2.74	-
AV	2.4874G	48.42	54.00	-5.58	31.54	3	V	290	2.74	-
PK	2.462G	103.85	Inf	-Inf	31.45	3	V	290	2.74	-
PK	2.4872G	58.50	74.00	-15.50	31.55	3	V	290	2.74	-

802.11b_(1Mbps)_1TX

2462MHz_TX

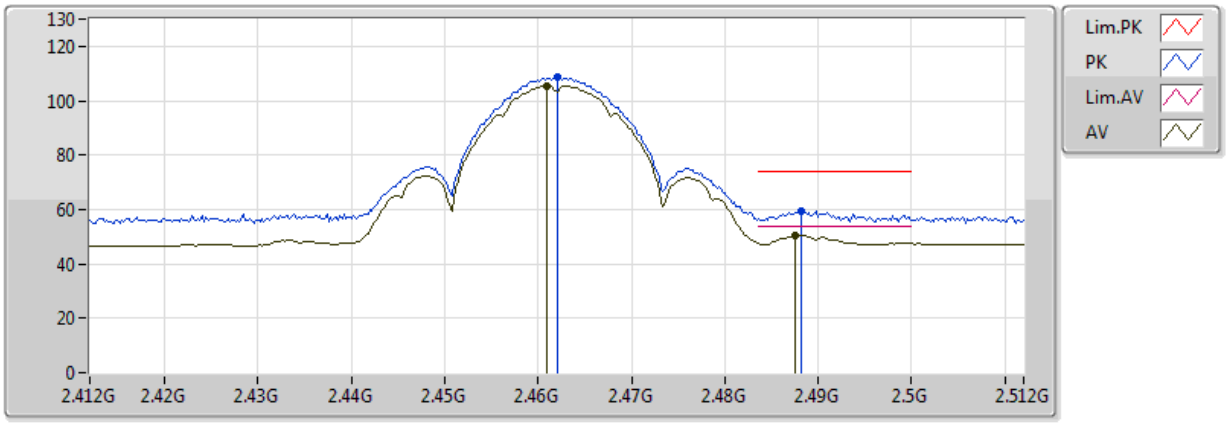

EUT=Z axis

Type	Freq(Hz)	Level(dBuV/m)	Limit(dBuV/m)	Margin(dB)	Factor(dB)	Dist(m)	Pol.(H/V)	Azimuth(°)	Height(m)	Comments
AV	2.461G	105.51	Inf	-Inf	31.45	3	H	138	1.00	-
AV	2.4876G	50.48	54.00	-3.52	31.54	3	H	138	1.00	-
PK	2.462G	108.53	Inf	-Inf	31.45	3	H	138	1.00	-
PK	2.4882G	59.23	74.00	-14.77	31.55	3	H	138	1.00	-

802.11b_(1Mbps)_1TX

2462MHz_TX

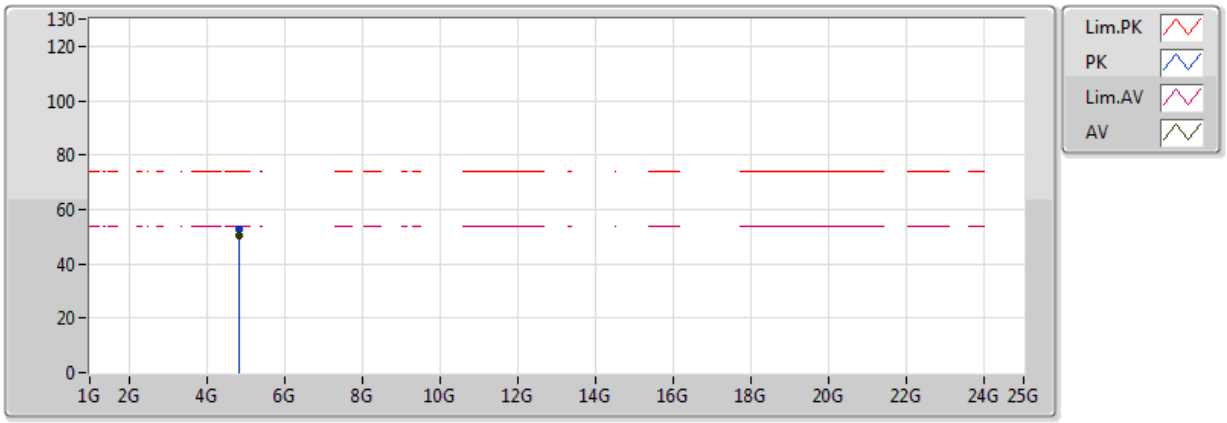

EUT=Z axis

Type	Freq(Hz)	Level(dBuV/m)	Limit(dBuV/m)	Margin(dB)	Factor(dB)	Dist(m)	Pol.(H/V)	Azimuth(°)	Height(m)	Comments
AV	4.824G	50.69	54.00	-3.31	2.44	3	V	137	2.35	-
PK	4.824G	52.77	74.00	-21.23	2.44	3	V	137	2.35	-

802.11b_(1Mbps)_1TX

2462MHz_TX

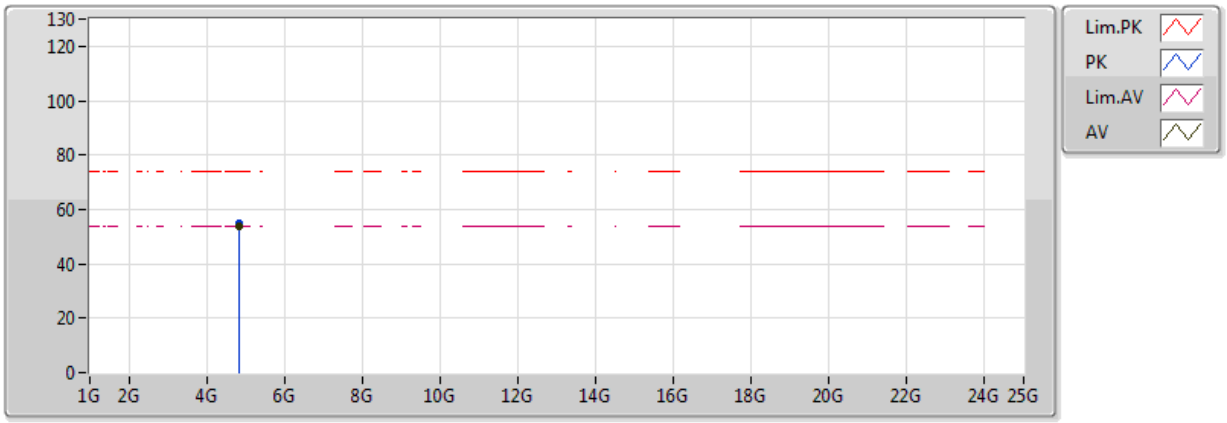

EUT=Z axis

Type	Freq(Hz)	Level(dBuV/m)	Limit(dBuV/m)	Margin(dB)	Factor(dB)	Dist(m)	Pol.(H/V)	Azimuth(°)	Height(m)	Comments
AV	4.824G	53.58	54.00	-0.42	2.44	3	H	105	2.25	-
PK	4.824G	54.97	74.00	-19.03	2.44	3	H	105	2.25	-

802.11g_(6Mbps)_1TX

2412MHz_TX

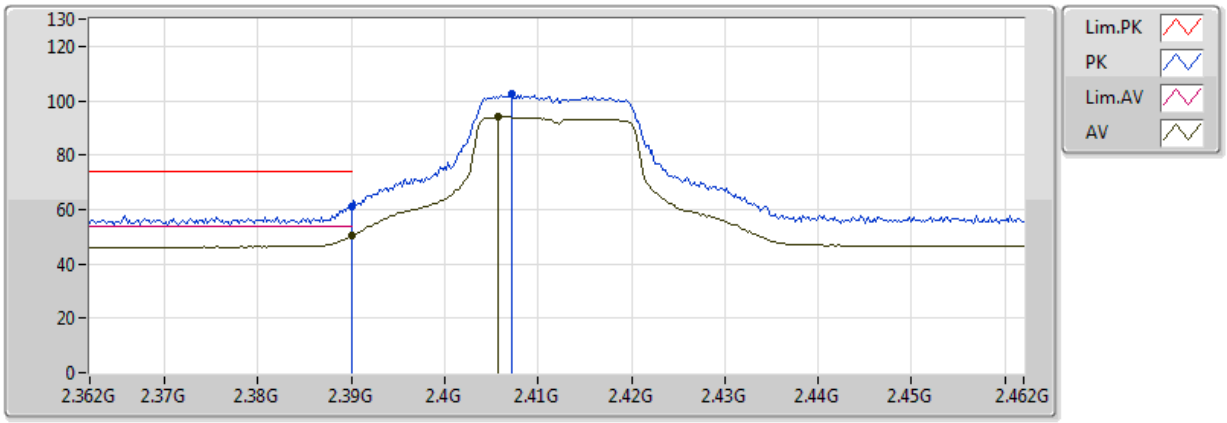

EUT=Z axis

Type	Freq(Hz)	Level(dBuV/m)	Limit(dBuV/m)	Margin(dB)	Factor(dB)	Dist(m)	Pol.(H/V)	Azimuth(°)	Height(m)	Comments
AV	2.39G	50.51	54.00	-3.49	31.19	3	V	123	3.38	-
AV	2.4058G	93.97	Inf	-Inf	31.25	3	V	123	3.38	-
PK	2.39G	61.30	74.00	-12.70	31.19	3	V	123	3.38	-
PK	2.4072G	102.29	Inf	-Inf	31.26	3	V	123	3.38	-

802.11g_(6Mbps)_1TX

2412MHz_TX

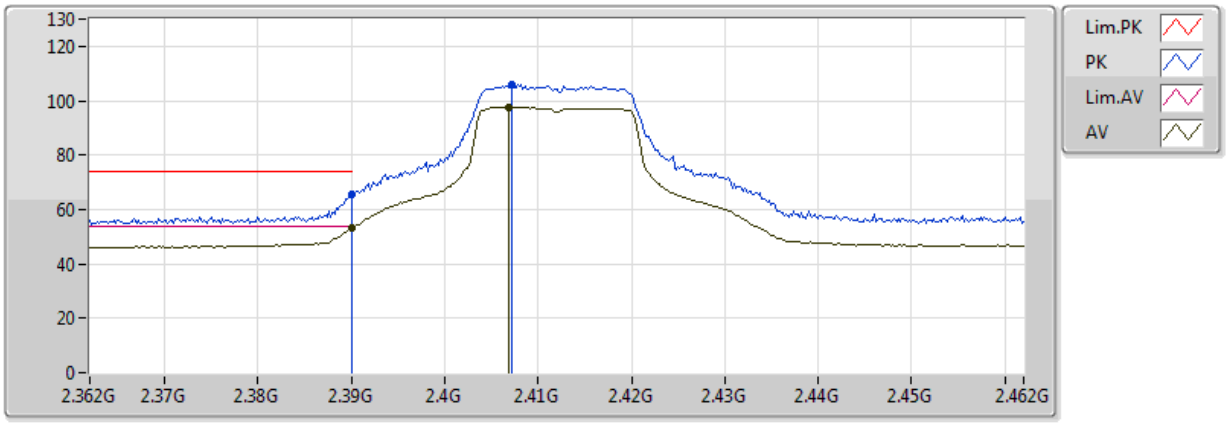

EUT=Z axis

Type	Freq(Hz)	Level(dBuV/m)	Limit(dBuV/m)	Margin(dB)	Factor(dB)	Dist(m)	Pol.(H/V)	Azimuth(°)	Height(m)	Comments
AV	2.39G	53.01	54.00	-0.99	31.19	3	H	142	2.15	-
AV	2.4068G	97.58	Inf	-Inf	31.25	3	H	142	2.15	-
PK	2.39G	65.32	74.00	-8.68	31.19	3	H	142	2.15	-
PK	2.4072G	105.94	Inf	-Inf	31.26	3	H	142	2.15	-

802.11g_(6Mbps)_1TX

2412MHz_TX

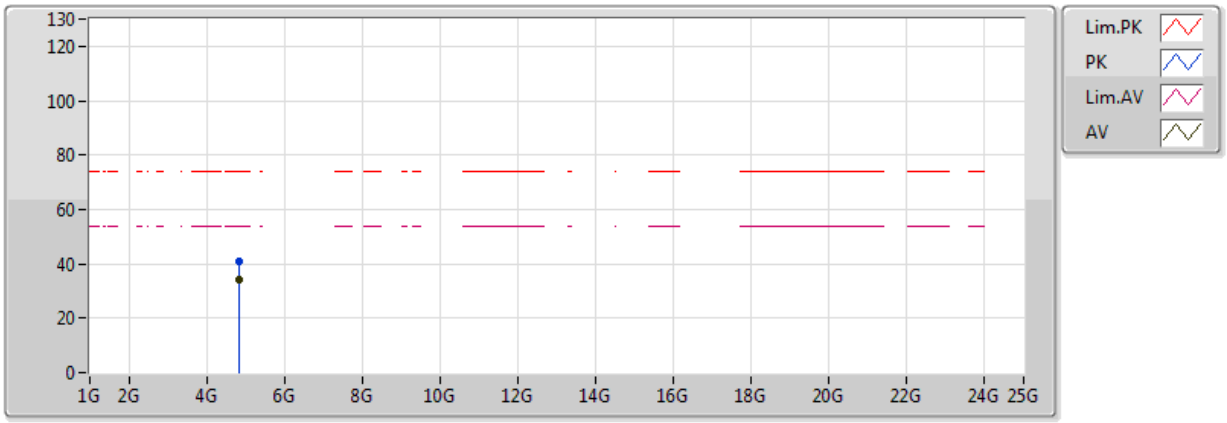

EUT=Z axis

Type	Freq(Hz)	Level(dBuV/m)	Limit(dBuV/m)	Margin(dB)	Factor(dB)	Dist(m)	Pol.(H/V)	Azimuth(°)	Height(m)	Comments
AV	4.824G	34.07	54.00	-19.93	2.44	3	V	328	2.32	-
PK	4.824G	40.66	74.00	-33.34	2.44	3	V	328	2.32	-

802.11g_(6Mbps)_1TX

2412MHz_TX

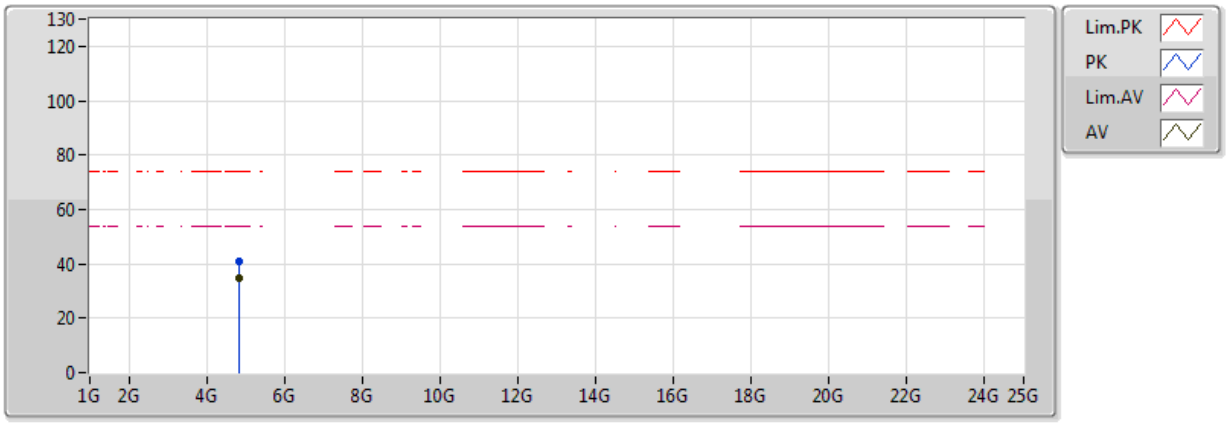

EUT=Z axis

Type	Freq(Hz)	Level(dBuV/m)	Limit(dBuV/m)	Margin(dB)	Factor(dB)	Dist(m)	Pol.(H/V)	Azimuth(°)	Height(m)	Comments
AV	4.824G	34.88	54.00	-19.12	2.44	3	H	331	2.73	-
PK	4.824G	41.07	74.00	-32.93	2.44	3	H	331	2.73	-

802.11g_(6Mbps)_1TX

2437MHz_TX

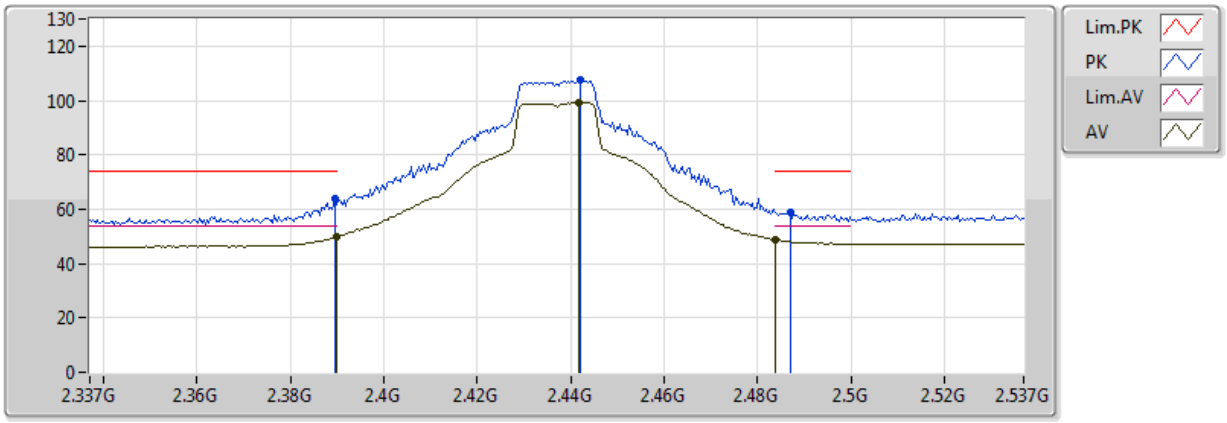

EUT=Z axis

Type	Freq(Hz)	Level(dBuV/m)	Limit(dBuV/m)	Margin(dB)	Factor(dB)	Dist(m)	Pol.(H/V)	Azimuth(°)	Height(m)	Comments
AV	2.3898G	49.76	54.00	-4.24	31.19	3	V	289	2.93	-
AV	2.4418G	99.29	Inf	-Inf	31.38	3	V	289	2.93	-
AV	2.4838G	48.72	54.00	-5.28	31.53	3	V	289	2.93	-
PK	2.3894G	63.82	74.00	-10.18	31.19	3	V	289	2.93	-
PK	2.4422G	107.36	Inf	-Inf	31.34	3	V	289	2.93	-
PK	2.487G	58.67	74.00	-15.33	31.53	3	V	289	2.93	-

802.11g_(6Mbps)_1TX

2437MHz_TX

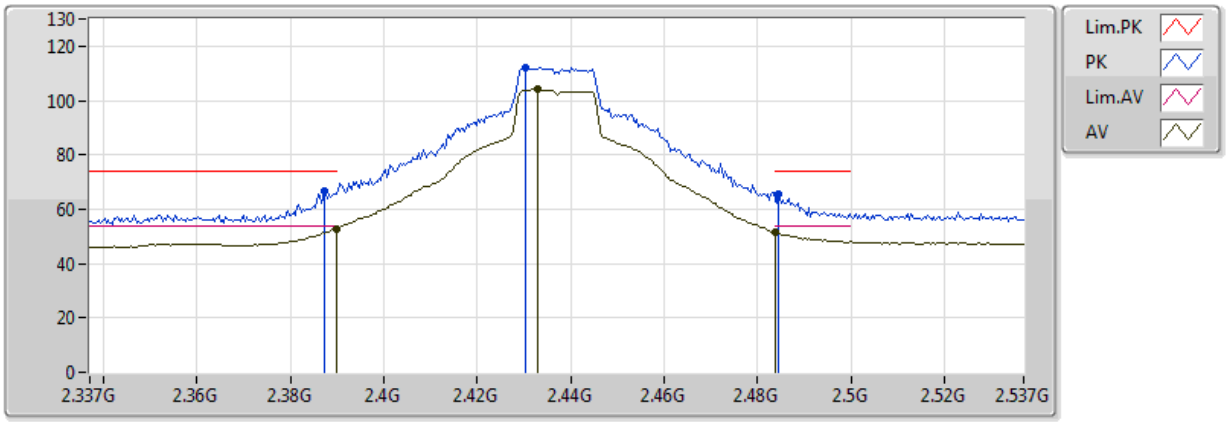

EUT=Z axis

Type	Freq(Hz)	Level(dBuV/m)	Limit(dBuV/m)	Margin(dB)	Factor(dB)	Dist(m)	Pol.(H/V)	Azimuth(°)	Height(m)	Comments
AV	2.3898G	52.86	54.00	-1.14	31.19	3	H	137	1.00	-
AV	2.433G	104.00	Inf	-Inf	31.38	3	H	137	1.00	-
AV	2.4838G	51.46	54.00	-2.54	31.53	3	H	137	1.00	-
PK	2.3874G	66.44	74.00	-7.56	31.19	3	H	137	1.00	-
PK	2.4302G	112.13	Inf	-Inf	31.34	3	H	137	1.00	-
PK	2.4846G	65.29	74.00	-8.71	31.53	3	H	137	1.00	-

802.11g_(6Mbps)_1TX

2437MHz_TX

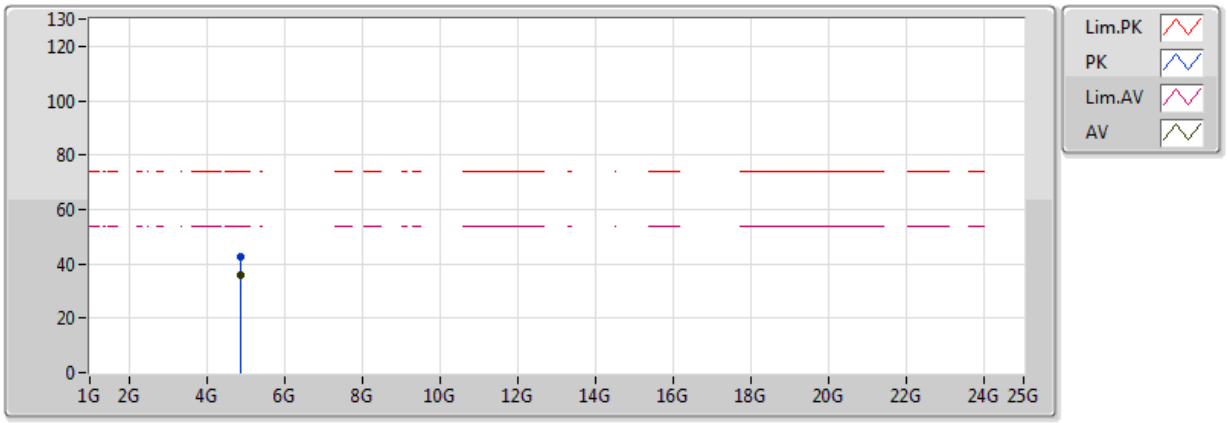

EUT=Z axis

Type	Freq(Hz)	Level(dBuV/m)	Limit(dBuV/m)	Margin(dB)	Factor(dB)	Dist(m)	Pol.(H/V)	Azimuth(°)	Height(m)	Comments
AV	4.874G	35.63	54.00	-18.37	2.52	3	V	351	2.84	-
PK	4.874G	42.49	74.00	-31.51	2.52	3	V	351	2.84	-

802.11g_(6Mbps)_1TX

2437MHz_TX

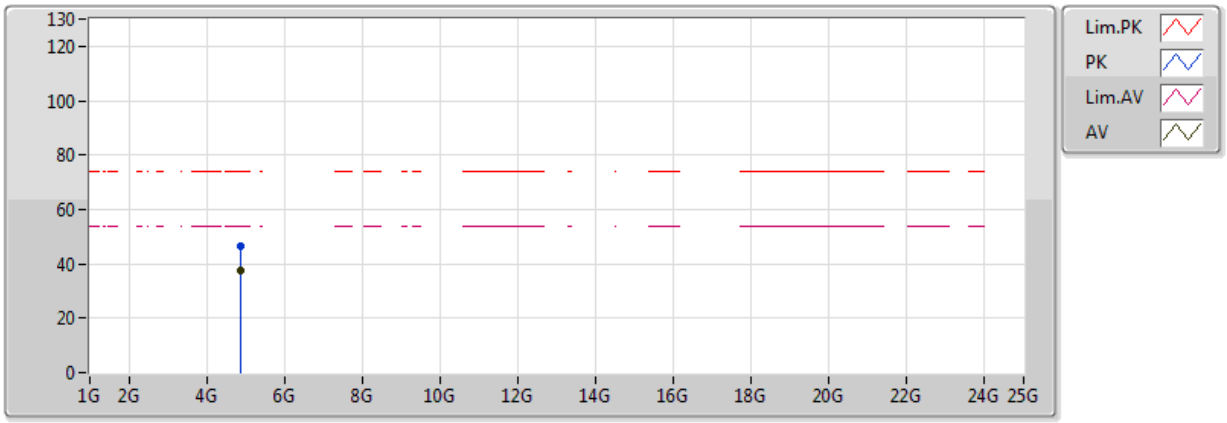

EUT=Z axis

Type	Freq(Hz)	Level(dBuV/m)	Limit(dBuV/m)	Margin(dB)	Factor(dB)	Dist(m)	Pol.(H/V)	Azimuth(°)	Height(m)	Comments
AV	4.874G	37.65	54.00	-16.35	2.52	3	H	144	2.01	-
PK	4.874G	46.55	74.00	-27.45	2.52	3	H	144	2.01	-

802.11g_(6Mbps)_1TX

2462MHz_TX

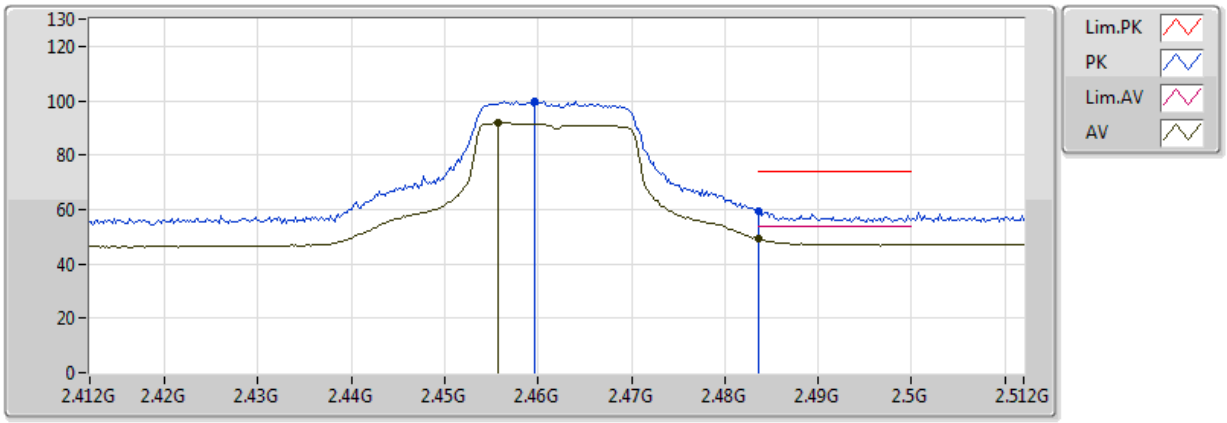

EUT=Z axis

Type	Freq(Hz)	Level(dBuV/m)	Limit(dBuV/m)	Margin(dB)	Factor(dB)	Dist(m)	Pol.(H/V)	Azimuth(°)	Height(m)	Comments
AV	2.4558G	91.79	Inf	-Inf	31.43	3	V	285	2.94	-
AV	2.4836G	49.10	54.00	-4.90	31.53	3	V	285	2.94	-
PK	2.4596G	99.73	Inf	-Inf	31.44	3	V	285	2.94	-
PK	2.4836G	59.59	74.00	-14.41	31.53	3	V	285	2.94	-

802.11g_(6Mbps)_1TX

2462MHz_TX

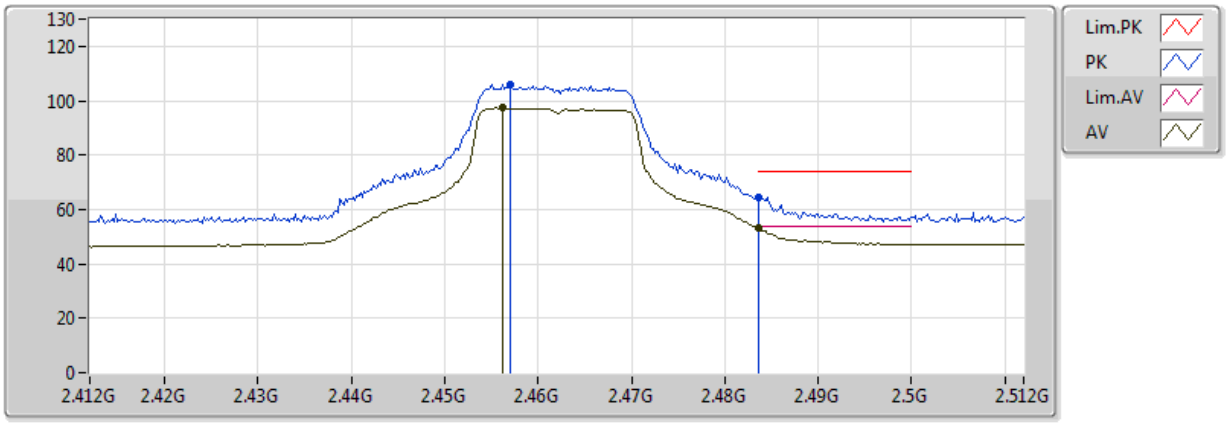

EUT=Z axis

Type	Freq(Hz)	Level(dBuV/m)	Limit(dBuV/m)	Margin(dB)	Factor(dB)	Dist(m)	Pol.(H/V)	Azimuth(°)	Height(m)	Comments
AV	2.4562G	97.29	Inf	-Inf	31.43	3	H	138	1.15	-
AV	2.4836G	52.98	54.00	-1.02	31.53	3	H	138	1.15	-
PK	2.457G	106.06	Inf	-Inf	31.44	3	H	138	1.15	-
PK	2.4836G	64.58	74.00	-9.42	31.53	3	H	138	1.15	-

802.11g_(6Mbps)_1TX

2462MHz_TX

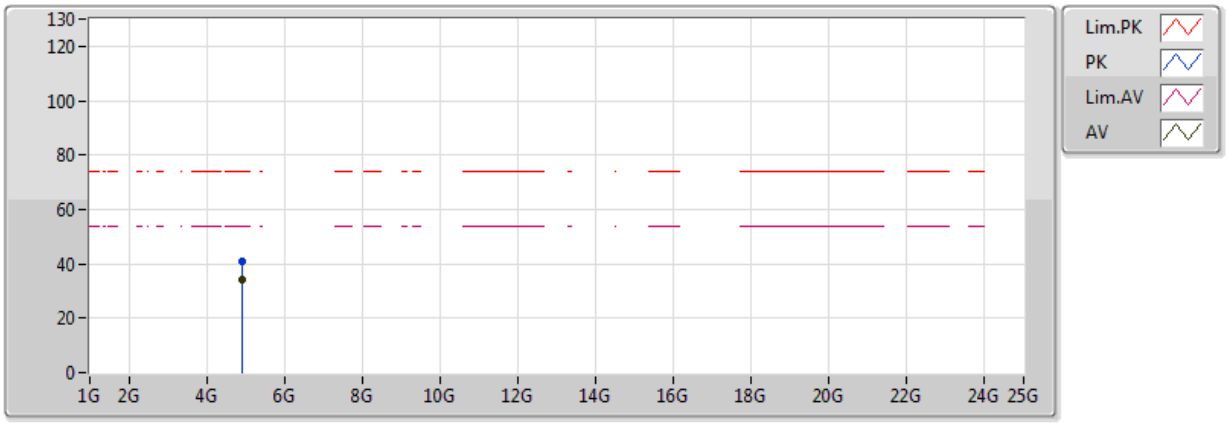

EUT=Z axis

Type	Freq(Hz)	Level(dBuV/m)	Limit(dBuV/m)	Margin(dB)	Factor(dB)	Dist(m)	Pol.(H/V)	Azimuth(°)	Height(m)	Comments
AV	4.924G	34.26	54.00	-19.74	2.60	3	V	244	2.89	-
PK	4.924G	41.03	74.00	-32.97	2.60	3	V	244	2.89	-

802.11g_(6Mbps)_1TX

2462MHz_TX

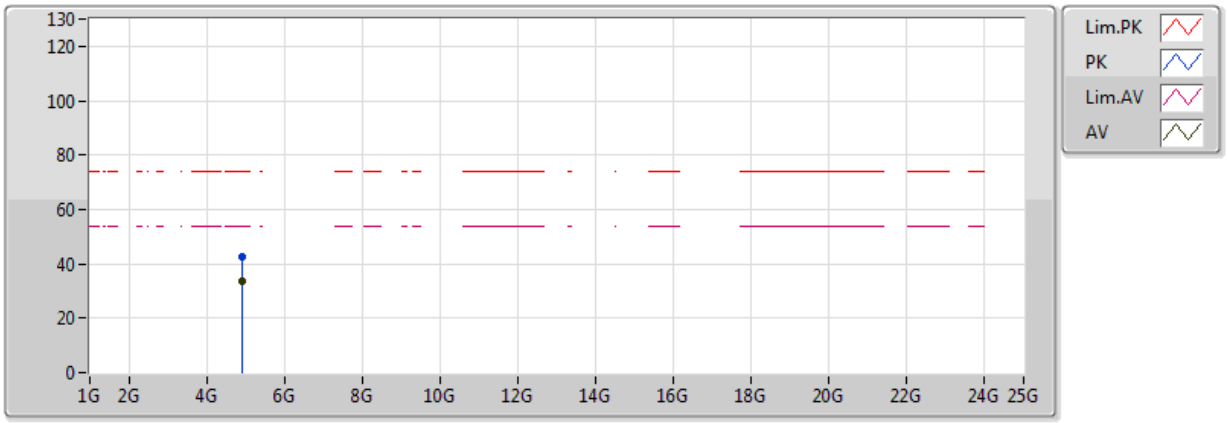

EUT=Z axis

Type	Freq(Hz)	Level(dBuV/m)	Limit(dBuV/m)	Margin(dB)	Factor(dB)	Dist(m)	Pol.(H/V)	Azimuth(°)	Height(m)	Comments
AV	4.924G	33.79	54.00	-20.21	2.60	3	H	189	1.75	-
PK	4.924G	42.60	74.00	-31.40	2.60	3	H	189	1.75	-

802.11n HT20_Nss1,(MCS0)_1TX

2412MHz_TX

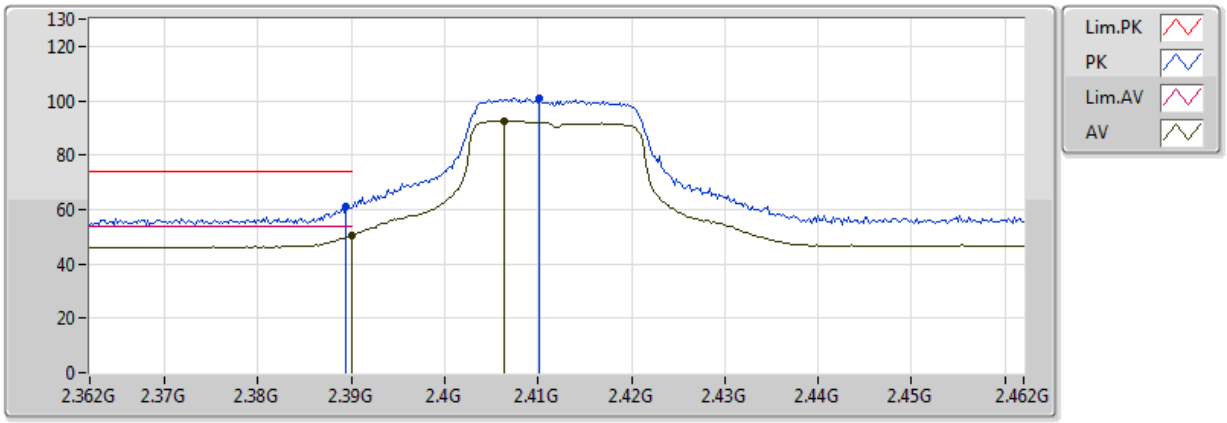

EUT =Z axis

Type	Freq(Hz)	Level(dBuV/m)	Limit(dBuV/m)	Margin(dB)	Factor(dB)	Dist(m)	Pol.(H/V)	Azimuth(°)	Height(m)	Comments
AV	2.39G	50.26	54.00	-3.74	31.19	3	V	122	3.37	-
AV	2.4064G	92.51	Inf	-Inf	31.26	3	V	122	3.37	-
PK	2.3894G	61.12	74.00	-12.88	31.19	3	V	122	3.37	-
PK	2.4102G	101.08	Inf	-Inf	31.26	3	V	122	3.37	-

802.11n HT20_Nss1,(MCS0)_1TX

2412MHz_TX

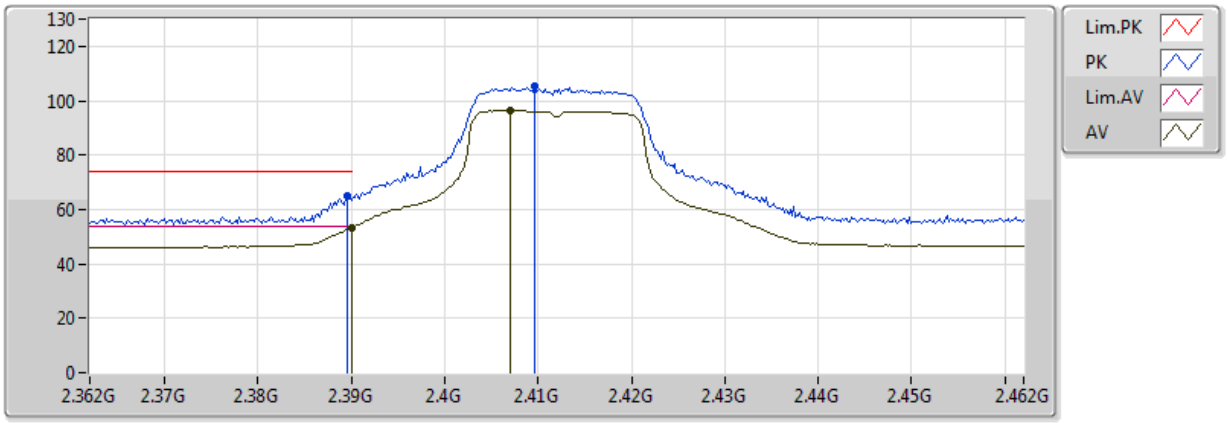

EUT =Z axis

Type	Freq(Hz)	Level(dBuV/m)	Limit(dBuV/m)	Margin(dB)	Factor(dB)	Dist(m)	Pol.(H/V)	Azimuth(°)	Height(m)	Comments
AV	2.39G	53.32	54.00	-0.68	31.19	3	H	142	2.17	-
AV	2.407G	96.50	Inf	-Inf	31.26	3	H	142	2.17	-
PK	2.3896G	64.75	74.00	-9.25	31.19	3	H	142	2.17	-
PK	2.4096G	105.14	Inf	-Inf	31.26	3	H	142	2.17	-

802.11n HT20_Nss1,(MCS0)_1TX

2412MHz_TX

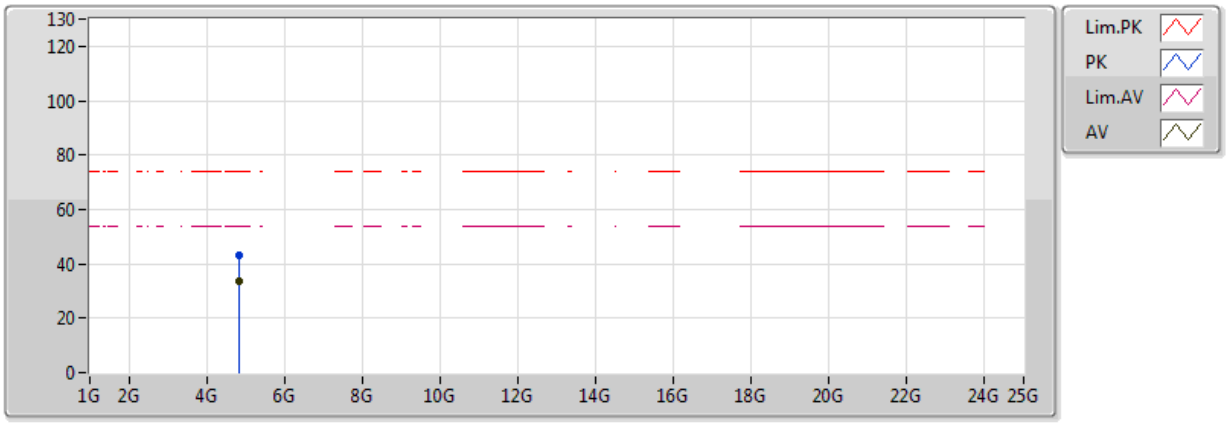

EUT =Z axis

Type	Freq(Hz)	Level(dBuV/m)	Limit(dBuV/m)	Margin(dB)	Factor(dB)	Dist(m)	Pol.(H/V)	Azimuth(°)	Height(m)	Comments
AV	4.824G	33.85	54.00	-20.15	2.44	3	V	352	2.33	-
PK	4.824G	43.41	74.00	-30.59	2.44	3	V	352	2.33	-

802.11n HT20_Nss1,(MCS0)_1TX

2412MHz_TX

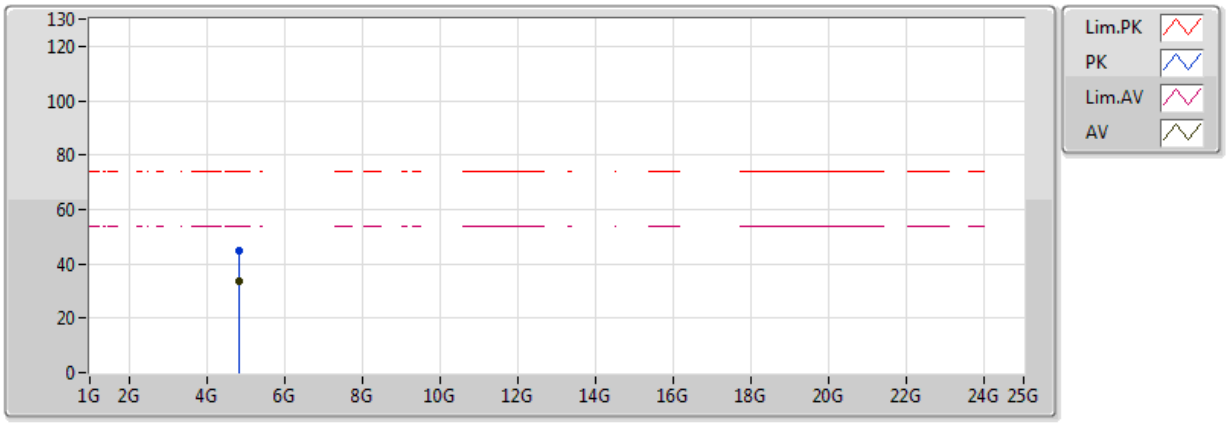

EUT =Z axis

Type	Freq(Hz)	Level(dBuV/m)	Limit(dBuV/m)	Margin(dB)	Factor(dB)	Dist(m)	Pol.(H/V)	Azimuth(°)	Height(m)	Comments
AV	4.824G	33.64	54.00	-20.36	2.44	3	H	287	2.61	-
PK	4.824G	44.62	74.00	-29.38	2.44	3	H	287	2.61	-

802.11n HT20_Nss1,(MCS0)_1TX

2437MHz_TX

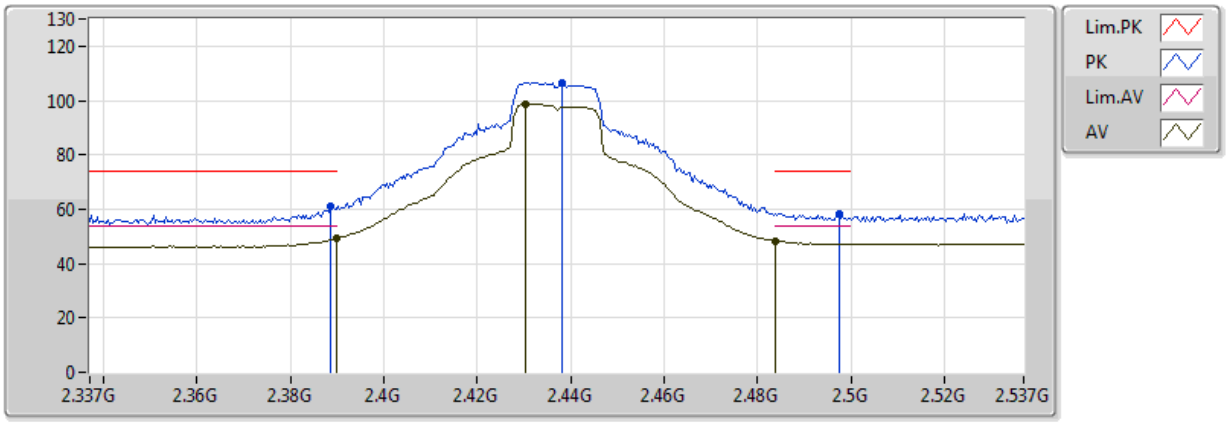

EUT = Zaxis

Type	Freq(Hz)	Level(dBuV/m)	Limit(dBuV/m)	Margin(dB)	Factor(dB)	Dist(m)	Pol.(H/V)	Azimuth(°)	Height(m)	Comments
AV	2.3898G	49.21	54.00	-4.79	31.19	3	V	283	3.37	-
AV	2.4302G	98.65	Inf	-Inf	31.34	3	V	283	3.37	-
AV	2.4838G	48.32	54.00	-5.68	31.53	3	V	283	3.37	-
PK	2.3886G	61.16	74.00	-12.84	31.19	3	V	283	3.37	-
PK	2.4382G	106.68	Inf	-Inf	31.37	3	V	283	3.37	-
PK	2.4974G	58.40	74.00	-15.60	31.53	3	V	283	3.37	-

802.11n HT20_Nss1,(MCS0)_1TX

2437MHz_TX

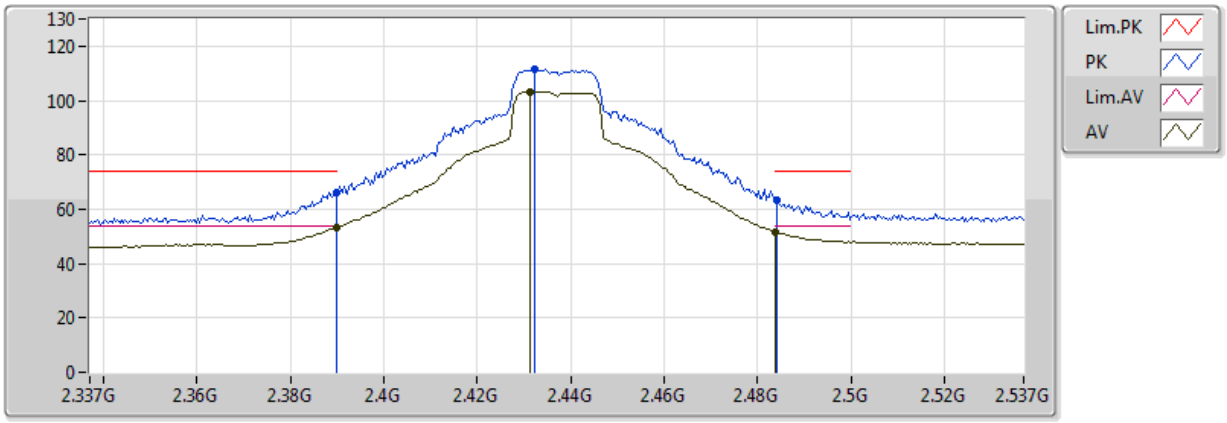

EUT = Zaxis

Type	Freq(Hz)	Level(dBuV/m)	Limit(dBuV/m)	Margin(dB)	Factor(dB)	Dist(m)	Pol.(H/V)	Azimuth(°)	Height(m)	Comments
AV	2.3898G	53.20	54.00	-0.80	31.19	3	H	137	1.00	-
AV	2.4314G	103.28	Inf	-Inf	31.34	3	H	137	1.00	-
AV	2.4838G	51.57	54.00	-2.43	31.53	3	H	137	1.00	-
PK	2.3898G	66.30	74.00	-7.70	31.19	3	H	137	1.00	-
PK	2.4322G	111.39	Inf	-Inf	31.37	3	H	137	1.00	-
PK	2.4842G	63.15	74.00	-10.85	31.53	3	H	137	1.00	-

802.11n HT20_Nss1,(MCS0)_1TX

2437MHz_TX

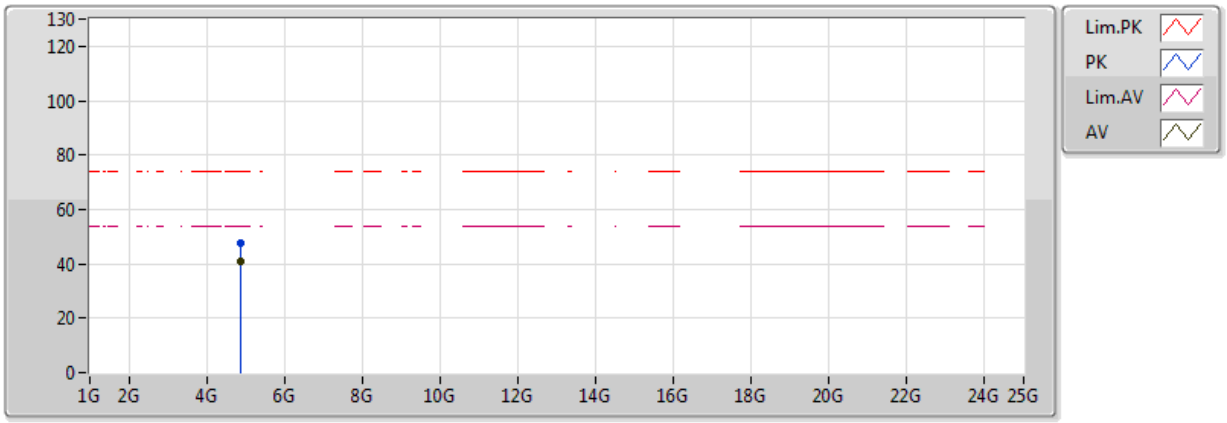

EUT = Zaxis

Type	Freq(Hz)	Level(dBuV/m)	Limit(dBuV/m)	Margin(dB)	Factor(dB)	Dist(m)	Pol.(H/V)	Azimuth(°)	Height(m)	Comments
AV	4.874G	40.70	54.00	-13.30	2.52	3	V	132	1.89	-
PK	4.874G	47.75	74.00	-26.25	2.52	3	V	132	1.89	-

802.11n HT20_Nss1,(MCS0)_1TX

2437MHz_TX

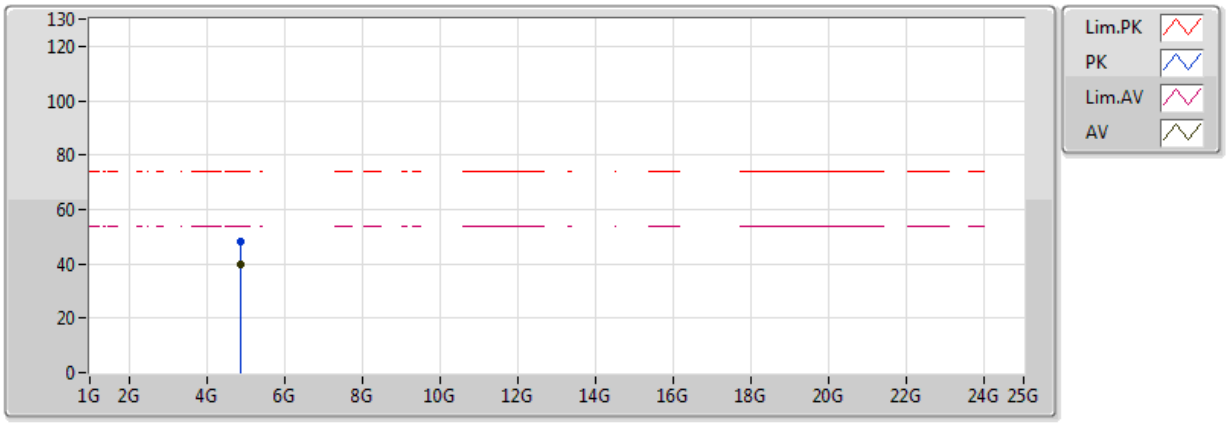

EUT = Zaxis

Type	Freq(Hz)	Level(dBuV/m)	Limit(dBuV/m)	Margin(dB)	Factor(dB)	Dist(m)	Pol.(H/V)	Azimuth(°)	Height(m)	Comments
AV	4.874G	39.85	54.00	-14.15	2.52	3	H	180	1.50	-
PK	4.874G	48.43	74.00	-25.57	2.52	3	H	180	1.50	-

802.11n HT20_Nss1,(MCS0)_1TX

2462MHz_TX

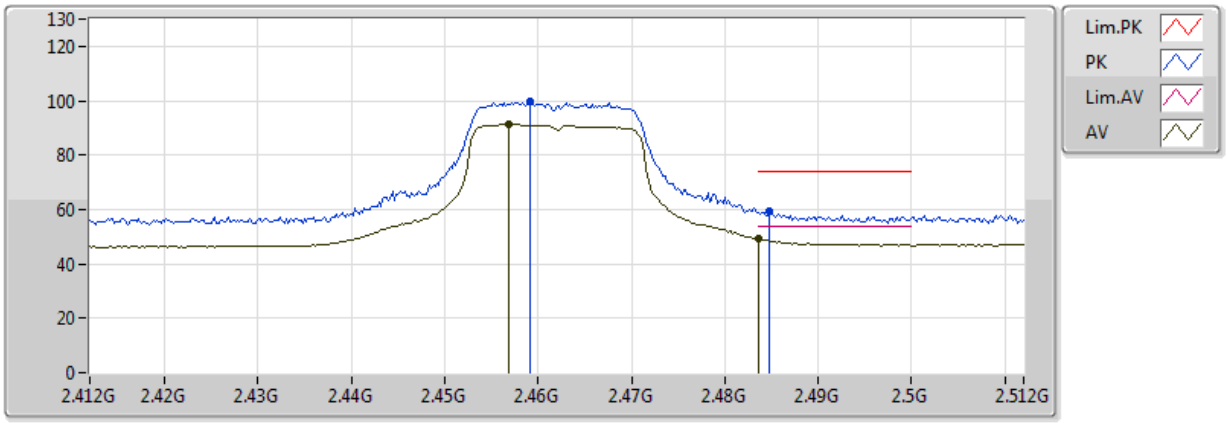

EUT =Z

Type	Freq(Hz)	Level(dBuV/m)	Limit(dBuV/m)	Margin(dB)	Factor(dB)	Dist(m)	Pol.(H/V)	Azimuth(°)	Height(m)	Comments
AV	2.4568G	91.19	Inf	-Inf	31.47	3	V	293	2.74	-
AV	2.4836G	49.11	54.00	-4.89	31.53	3	V	293	2.74	-
PK	2.4592G	99.51	Inf	-Inf	31.44	3	V	293	2.74	-
PK	2.4848G	59.49	74.00	-14.51	31.53	3	V	293	2.74	-

802.11n HT20_Nss1,(MCS0)_1TX

2462MHz_TX

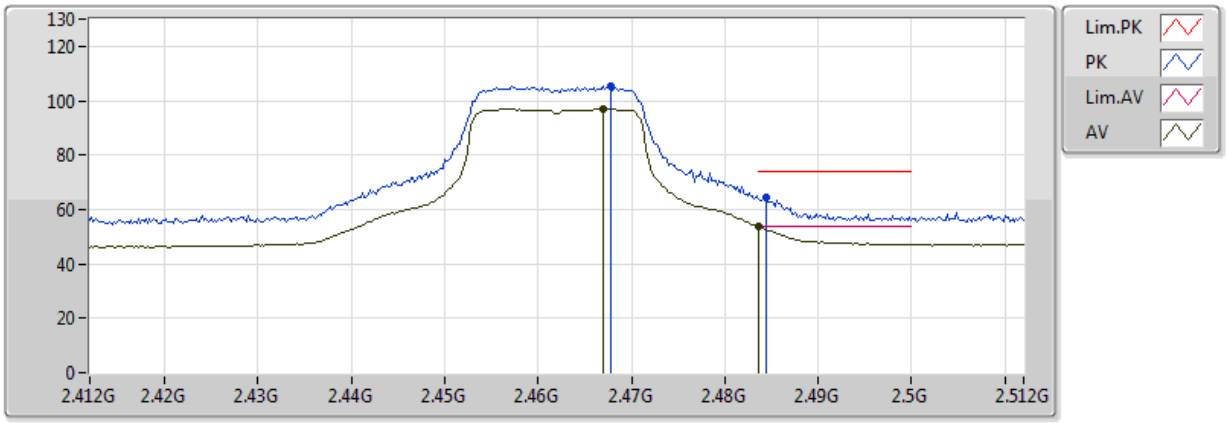

EUT =Z

Type	Freq(Hz)	Level(dBuV/m)	Limit(dBuV/m)	Margin(dB)	Factor(dB)	Dist(m)	Pol.(H/V)	Azimuth(°)	Height(m)	Comments
AV	2.467G	96.85	Inf	-Inf	31.47	3	H	152	2.87	-
AV	2.4836G	53.56	54.00	-0.44	31.53	3	H	152	2.87	-
PK	2.4678G	105.28	Inf	-Inf	31.44	3	H	152	2.87	-
PK	2.4844G	64.36	74.00	-9.64	31.53	3	H	152	2.87	-

802.11n HT20_Nss1,(MCS0)_1TX

2462MHz_TX

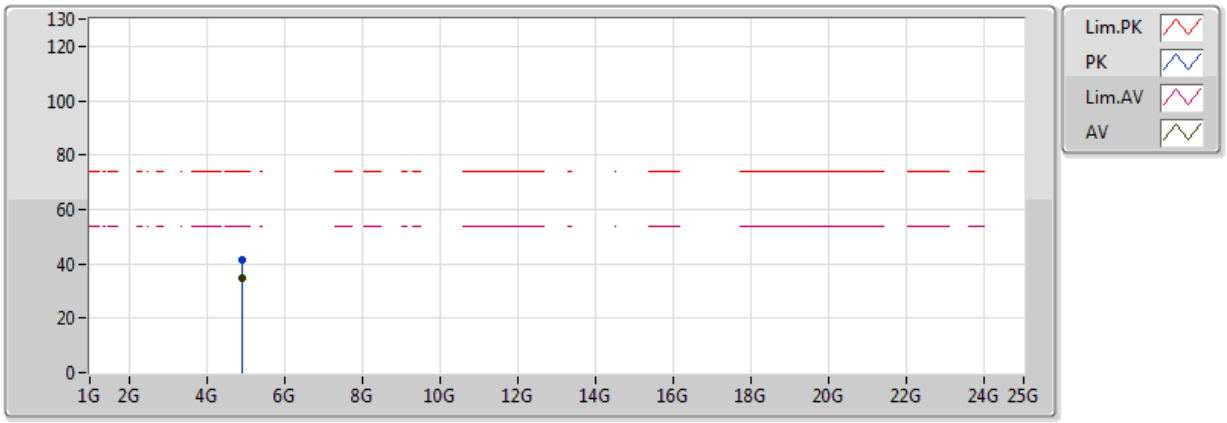

EUT =Z

Type	Freq(Hz)	Level(dBuV/m)	Limit(dBuV/m)	Margin(dB)	Factor(dB)	Dist(m)	Pol.(H/V)	Azimuth(°)	Height(m)	Comments
AV	4.924G	34.89	54.00	-19.11	2.60	3	V	188	3.13	-
PK	4.924G	41.33	74.00	-32.67	2.60	3	V	188	3.13	-

802.11n HT20_Nss1,(MCS0)_1TX

2462MHz_TX

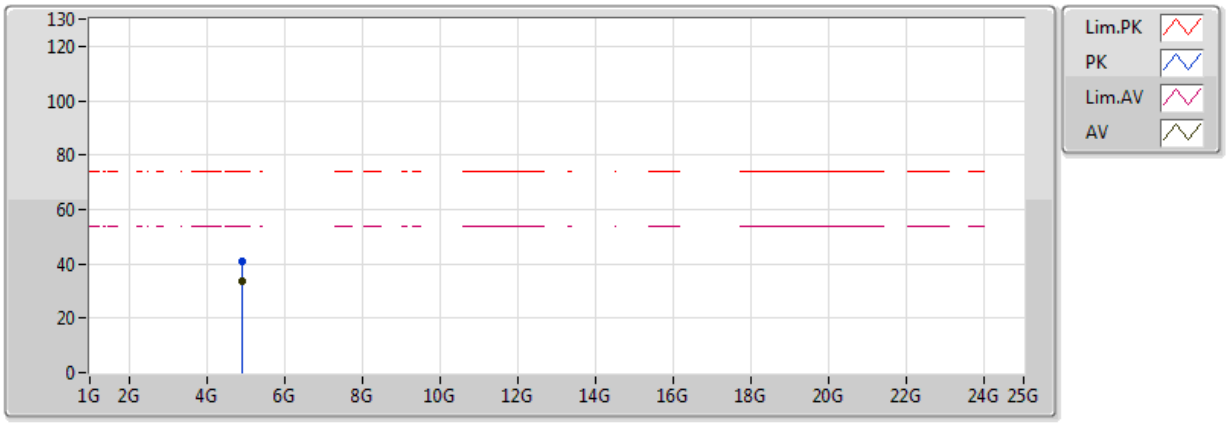

EUT =Z

Type	Freq(Hz)	Level(dBuV/m)	Limit(dBuV/m)	Margin(dB)	Factor(dB)	Dist(m)	Pol.(H/V)	Azimuth(°)	Height(m)	Comments
AV	4.924G	33.78	54.00	-20.22	2.60	3	H	236	2.54	-
PK	4.924G	40.87	74.00	-33.13	2.60	3	H	236	2.54	-

802.11n HT40_Nss1,(MCS0)_1TX

2422MHz_TX

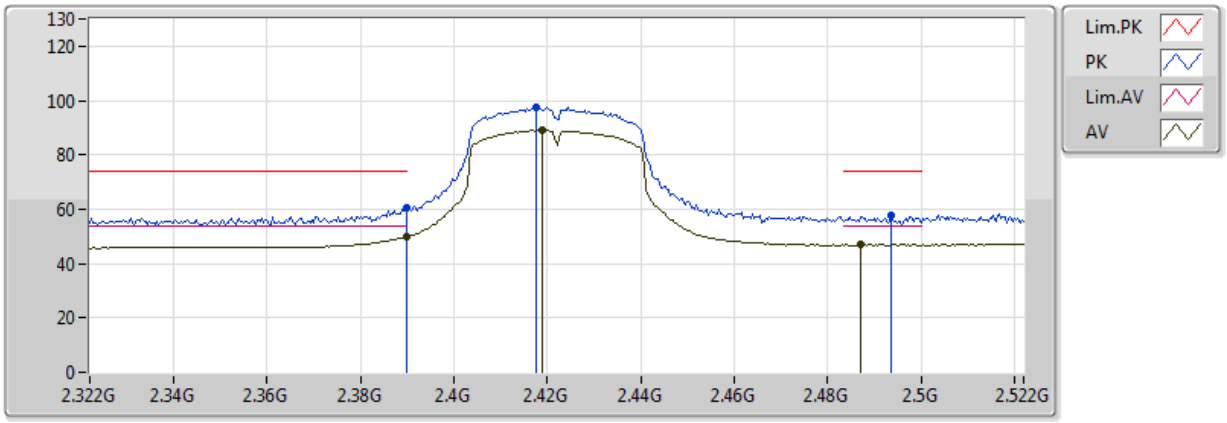

EUT - Z

Type	Freq(Hz)	Level(dBuV/m)	Limit(dBuV/m)	Margin(dB)	Factor(dB)	Dist(m)	Pol.(H/V)	Azimuth(°)	Height(m)	Comments
AV	2.39G	49.90	54.00	-4.10	31.19	3	V	289	3.35	-
AV	2.4188G	88.88	Inf	-Inf	31.30	3	V	289	3.35	-
AV	2.4872G	47.04	54.00	-6.96	31.54	3	V	289	3.35	-
PK	2.39G	60.50	74.00	-13.50	31.19	3	V	289	3.35	-
PK	2.4176G	97.68	Inf	-Inf	31.29	3	V	289	3.35	-
PK	2.4936G	57.97	74.00	-16.03	31.57	3	V	289	3.35	-

802.11n HT40_Nss1,(MCS0)_1TX

2422MHz_TX

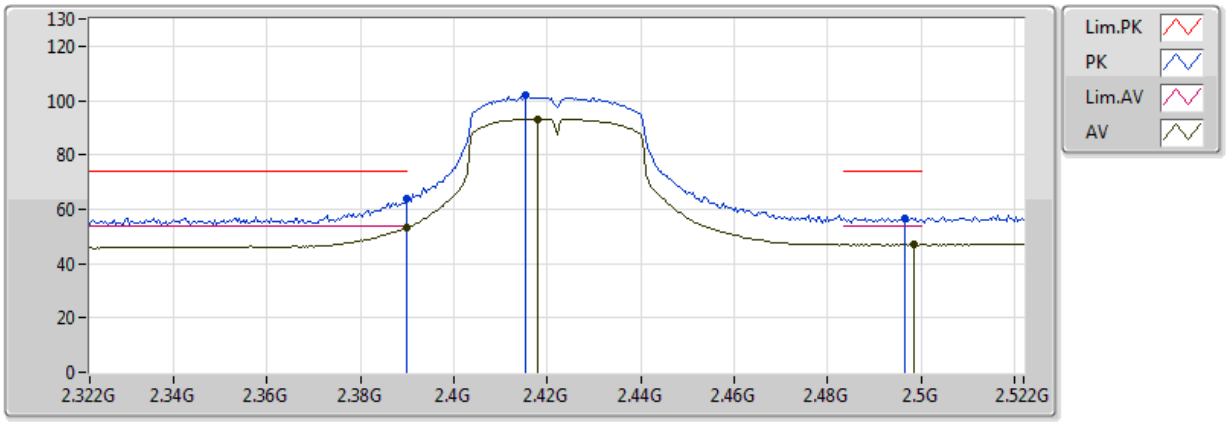

EUT - Z

Type	Freq(Hz)	Level(dBuV/m)	Limit(dBuV/m)	Margin(dB)	Factor(dB)	Dist(m)	Pol.(H/V)	Azimuth(°)	Height(m)	Comments
AV	2.39G	53.41	54.00	-0.59	31.19	3	H	147	3.33	-
AV	2.418G	93.24	Inf	-Inf	31.29	3	H	147	3.33	-
AV	2.4984G	47.06	54.00	-6.94	31.58	3	H	147	3.33	-
PK	2.39G	63.75	74.00	-10.25	31.19	3	H	147	3.33	-
PK	2.4152G	101.87	Inf	-Inf	31.28	3	H	147	3.33	-
PK	2.4964G	56.75	74.00	-17.25	31.58	3	H	147	3.33	-

802.11n HT40_Nss1,(MCS0)_1TX

2422MHz_TX

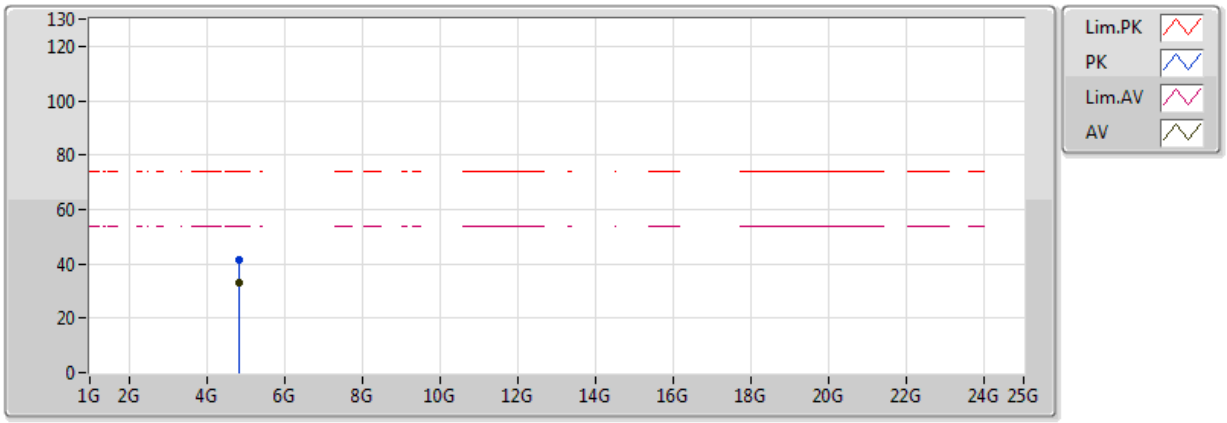

EUT - Z

Type	Freq(Hz)	Level(dBuV/m)	Limit(dBuV/m)	Margin(dB)	Factor(dB)	Dist(m)	Pol.(H/V)	Azimuth(°)	Height(m)	Comments
AV	4.844G	33.09	54.00	-20.91	2.47	3	V	276	3.04	-
PK	4.844G	41.29	74.00	-32.71	2.47	3	V	276	3.04	-

802.11n HT40_Nss1,(MCS0)_1TX

2422MHz_TX

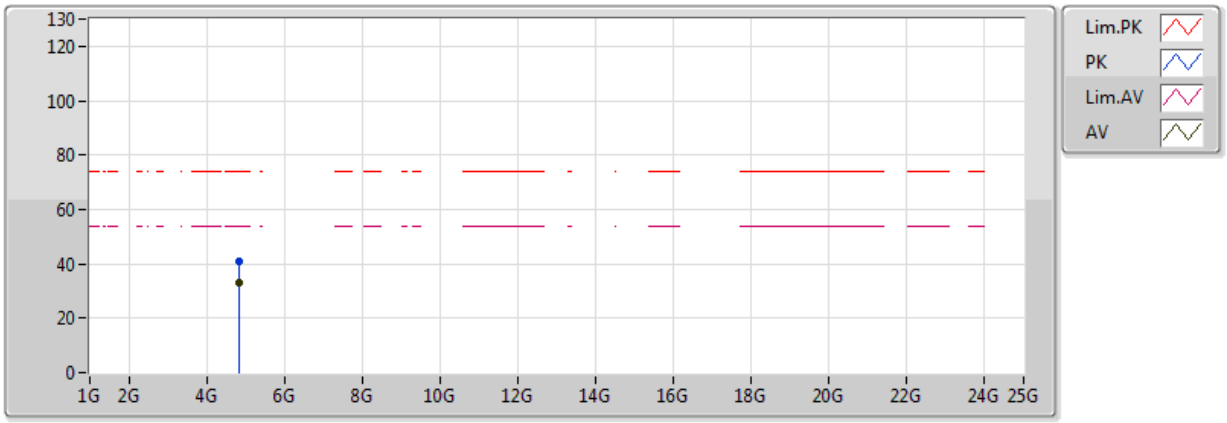

EUT - Z

Type	Freq(Hz)	Level(dBuV/m)	Limit(dBuV/m)	Margin(dB)	Factor(dB)	Dist(m)	Pol.(H/V)	Azimuth(°)	Height(m)	Comments
AV	4.844G	32.95	54.00	-21.05	2.47	3	H	324	2.66	-
PK	4.844G	40.70	74.00	-33.30	2.47	3	H	324	2.66	-

802.11n HT40_Nss1,(MCS0)_1TX

2437MHz_TX

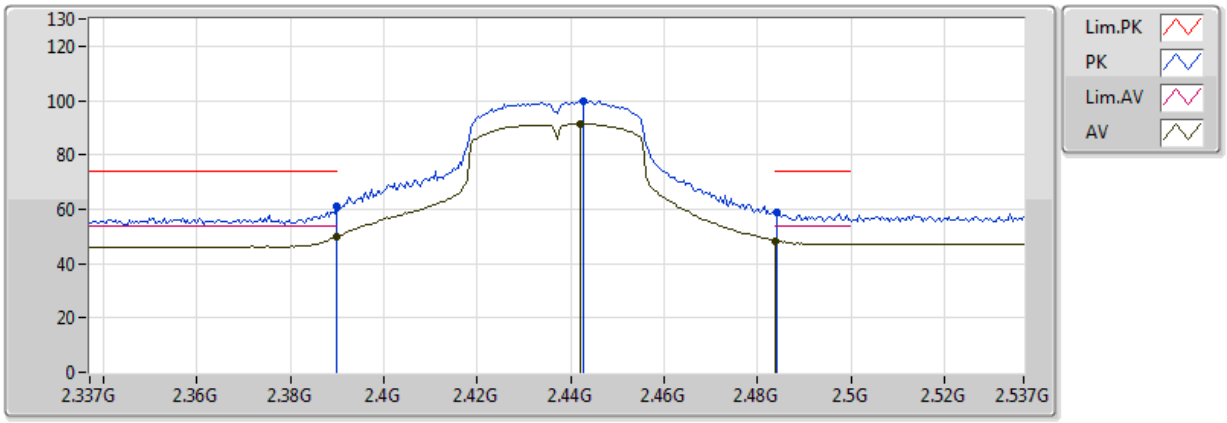

EUT = Zaxis

Type	Freq(Hz)	Level(dBuV/m)	Limit(dBuV/m)	Margin(dB)	Factor(dB)	Dist(m)	Pol.(H/V)	Azimuth(°)	Height(m)	Comments
AV	2.3898G	50.09	54.00	-3.91	31.19	3	V	293	2.94	-
AV	2.4422G	91.47	Inf	-Inf	31.38	3	V	293	2.94	-
AV	2.4838G	48.42	54.00	-5.58	31.53	3	V	293	2.94	-
PK	2.3898G	61.15	74.00	-12.85	31.19	3	V	293	2.94	-
PK	2.4426G	100.02	Inf	-Inf	31.38	3	V	293	2.94	-
PK	2.4842G	58.81	74.00	-15.19	31.53	3	V	293	2.94	-

802.11n HT40_Nss1,(MCS0)_1TX

2437MHz_TX

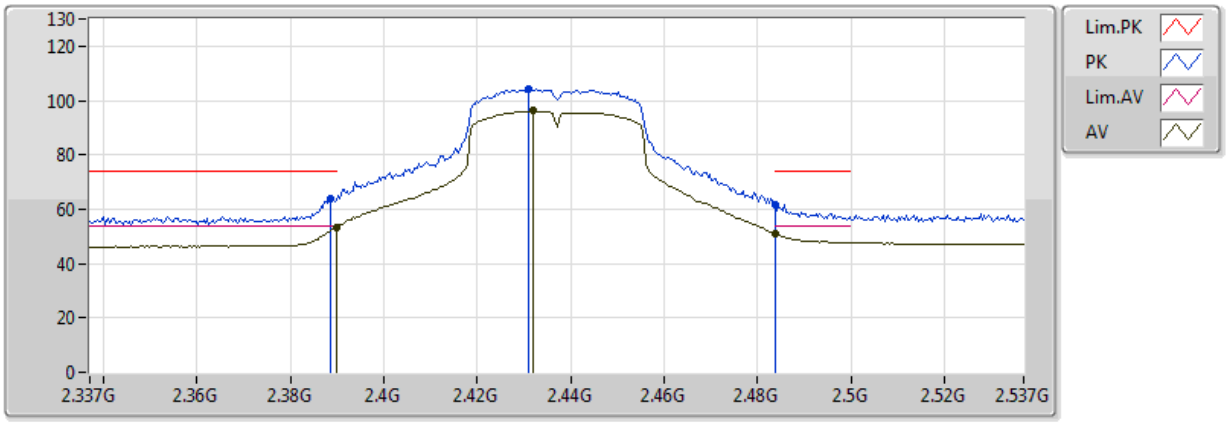

EUT = Zaxis

Type	Freq(Hz)	Level(dBuV/m)	Limit(dBuV/m)	Margin(dB)	Factor(dB)	Dist(m)	Pol.(H/V)	Azimuth(°)	Height(m)	Comments
AV	2.3898G	53.41	54.00	-0.59	31.19	3	H	140	1.00	-
AV	2.4318G	96.10	Inf	-Inf	31.38	3	H	140	1.00	-
AV	2.4838G	50.99	54.00	-3.01	31.53	3	H	140	1.00	-
PK	2.3886G	64.01	74.00	-9.99	31.19	3	H	140	1.00	-
PK	2.431G	104.10	Inf	-Inf	31.38	3	H	140	1.00	-
PK	2.4838G	61.86	74.00	-12.14	31.53	3	H	140	1.00	-

802.11n HT40_Nss1,(MCS0)_1TX

2437MHz_TX

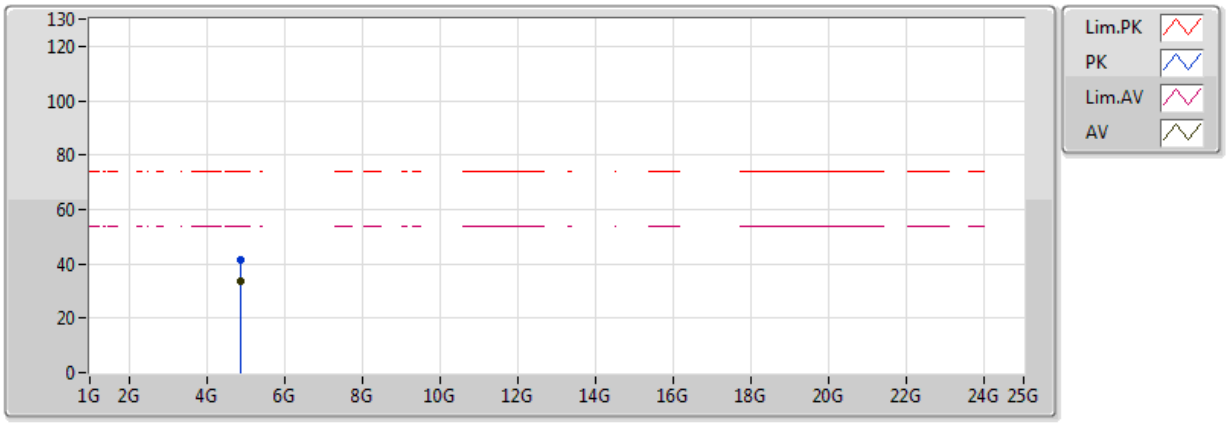

EUT = Zaxis

Type	Freq(Hz)	Level(dBuV/m)	Limit(dBuV/m)	Margin(dB)	Factor(dB)	Dist(m)	Pol.(H/V)	Azimuth(°)	Height(m)	Comments
AV	4.874G	33.70	54.00	-20.30	2.52	3	V	266	2.25	-
PK	4.874G	41.51	74.00	-32.49	2.52	3	V	266	2.25	-

802.11n HT40_Nss1,(MCS0)_1TX

2437MHz_TX

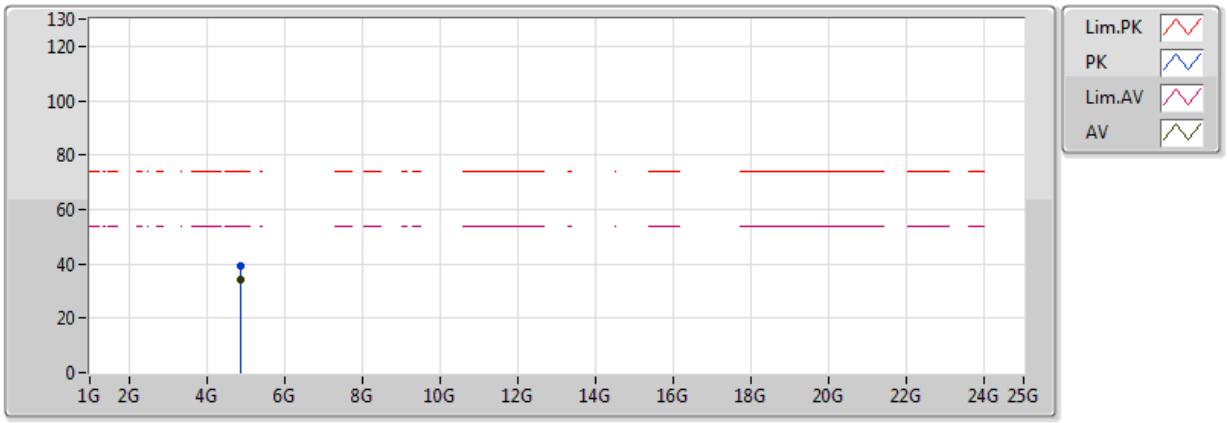

EUT = Zaxis

Type	Freq(Hz)	Level(dBuV/m)	Limit(dBuV/m)	Margin(dB)	Factor(dB)	Dist(m)	Pol.(H/V)	Azimuth(°)	Height(m)	Comments
AV	4.874G	34.35	54.00	-19.65	2.52	3	H	245	1.88	-
PK	4.874G	39.08	74.00	-34.92	2.52	3	H	245	1.88	-

802.11n HT40_Nss1,(MCS0)_1TX

2452MHz_TX

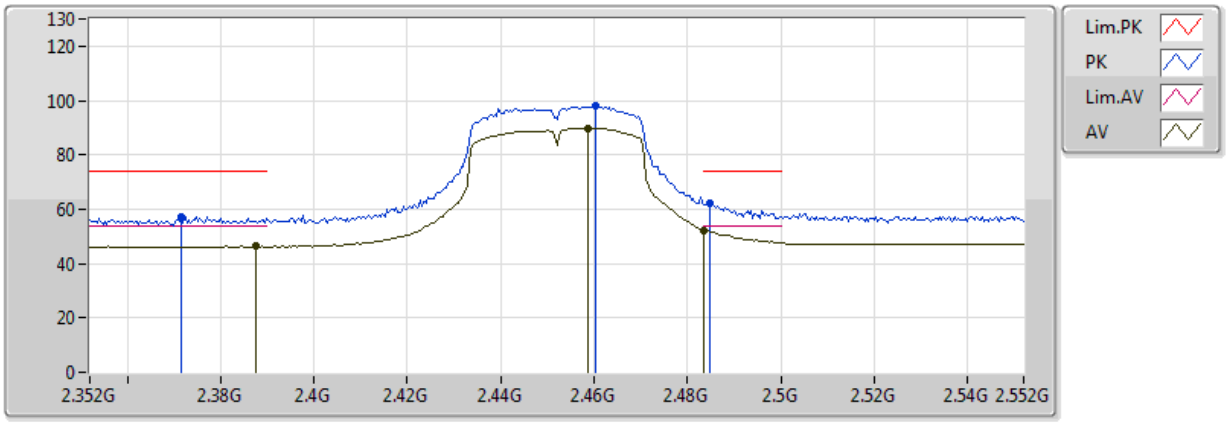

EUT =Z axsi

Type	Freq(Hz)	Level(dBuV/m)	Limit(dBuV/m)	Margin(dB)	Factor(dB)	Dist(m)	Pol.(H/V)	Azimuth(°)	Height(m)	Comments
AV	2.3876G	46.35	54.00	-7.65	31.18	3	V	316	3.24	-
AV	2.4588G	89.86	Inf	-Inf	31.44	3	V	316	3.24	-
AV	2.4836G	52.35	54.00	-1.07	31.53	3	V	316	3.24	-
PK	2.3716G	57.06	74.00	-16.94	31.09	3	V	316	3.24	-
PK	2.4604G	97.84	Inf	-Inf	31.45	3	V	316	3.24	-
PK	2.4848G	62.40	74.00	-11.60	31.54	3	V	316	3.24	-

802.11n HT40_Nss1,(MCS0)_1TX

2452MHz_TX

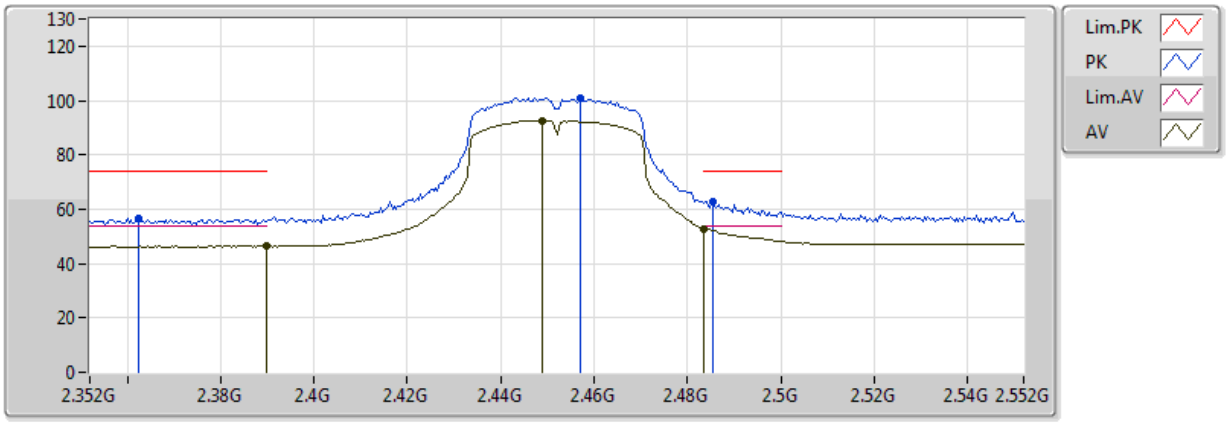

EUT =Z axsi

Type	Freq(Hz)	Level(dBuV/m)	Limit(dBuV/m)	Margin(dB)	Factor(dB)	Dist(m)	Pol.(H/V)	Azimuth(°)	Height(m)	Comments
AV	2.39G	46.41	54.00	-7.65	31.18	3	H	141	1.06	-
AV	2.4488G	92.56	Inf	-Inf	31.44	3	H	141	1.06	-
AV	2.4836G	52.93	54.00	-1.07	31.53	3	H	141	1.06	-
PK	2.3624G	56.68	74.00	-16.94	31.09	3	H	141	1.06	-
PK	2.4572G	101.10	Inf	-Inf	31.45	3	H	141	1.06	-
PK	2.4856G	62.54	74.00	-11.60	31.54	3	H	141	1.06	-

802.11n HT40_Nss1,(MCS0)_1TX

2452MHz_TX

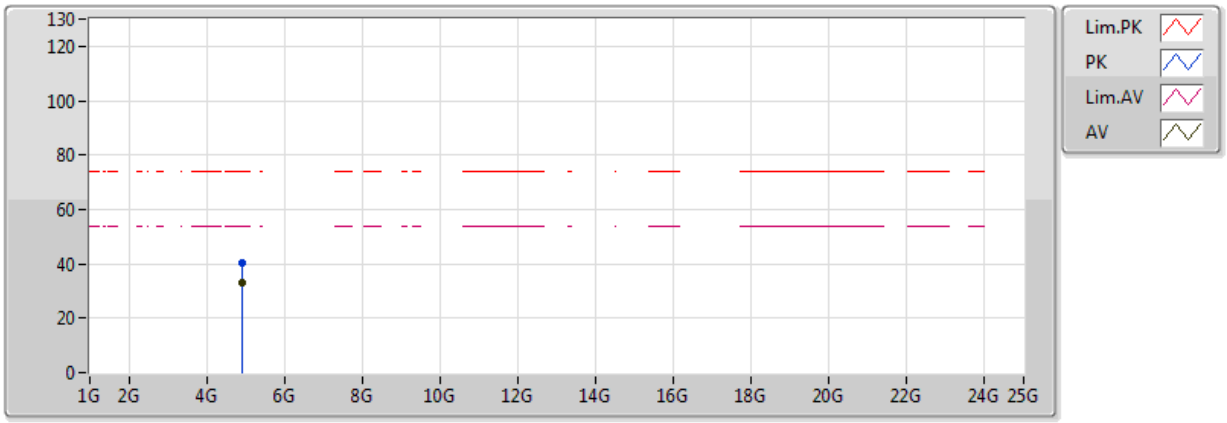

EUT =Z axsi

Type	Freq(Hz)	Level(dBuV/m)	Limit(dBuV/m)	Margin(dB)	Factor(dB)	Dist(m)	Pol.(H/V)	Azimuth(°)	Height(m)	Comments
AV	4.904G	33.20	54.00	-20.80	2.57	3	V	84	1.98	-
PK	4.904G	40.21	74.00	-33.79	2.57	3	V	84	1.98	-

802.11n HT40_Nss1,(MCS0)_1TX

2452MHz_TX

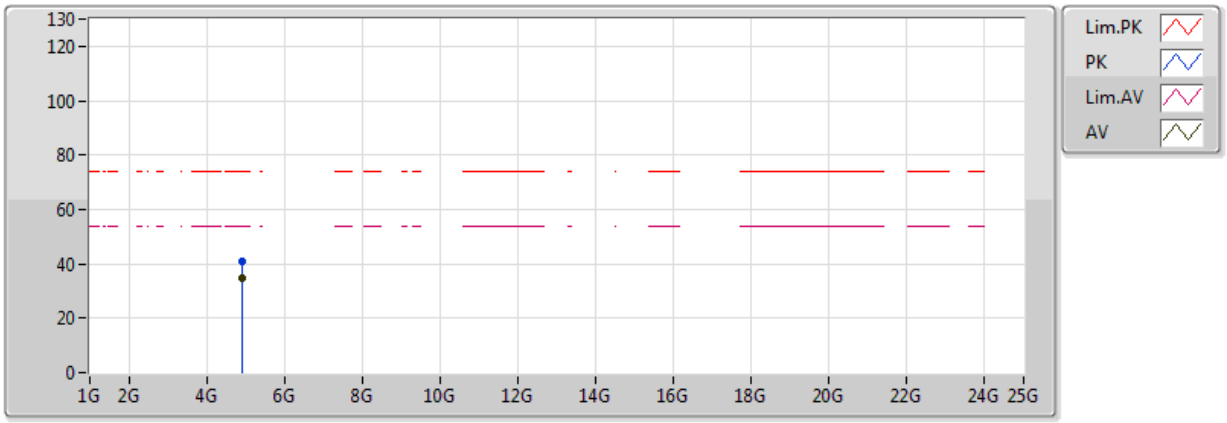

EUT =Z axsi

Type	Freq(Hz)	Level(dBuV/m)	Limit(dBuV/m)	Margin(dB)	Factor(dB)	Dist(m)	Pol.(H/V)	Azimuth(°)	Height(m)	Comments
AV	4.904G	34.56	54.00	-19.44	2.57	3	H	357	2.63	-
PK	4.904G	40.86	74.00	-33.14	2.57	3	H	357	2.63	-