Report Number : FR612811B

Test Engineer:	Bill Kuo, PH Yang	Temperature:	21~25	°C
Test Date:	2016/2/10~2016/6/29	Relative Humidity:	51~54	%

Report Number : FR612811B

TEST RESULTS DATA
6dB and 99% Occupied Bandwidth

2.4GHz Band												
Mod.	Data Rate	NTX	CH.	Freq. (MHz)	99% Occupied BW (MHz)			6dB BW (MHz)			6dB BW Limit (MHz)	Pass/Fail
					Ant 1	Ant 2	Ant 3	Ant 1	Ant 2	Ant 3		
11b	1Mbps	2	1	2412	11.95	11.95	11.90	9.06	9.04	9.06	0.50	Pass
11b	1Mbps	2	6	2437	11.95	11.95	11.85	9.05	9.04	8.58	0.50	Pass
11b	1Mbps	2	11	2462	11.90	11.95	11.90	8.08	8.55	8.53	0.50	Pass
11g	6Mbps	2	1	2412	17.80	17.70	17.65	16.37	16.37	16.38	0.50	Pass
11g	6Mbps	2	6	2437	18.30	18.25	18.00	16.38	16.37	16.38	0.50	Pass
11g	6Mbps	2	11	2462	17.75	17.80	17.80	16.38	16.37	16.41	0.50	Pass
HT20	MCS0	2	1	2412	18.60	18.50	18.55	17.62	17.66	17.66	0.50	Pass
HT20	MCS0	2	6	2437	19.00	18.90	18.75	17.63	17.65	17.62	0.50	Pass
HT20	MCS0	2	11	2462	18.60	18.55	18.65	17.56	17.61	17.65	0.50	Pass
HT40	MCS0	2	3	2422	36.50	36.60	36.60	36.09	36.41	36.41	0.50	Pass
HT40	MCS0	2	6	2437	36.80	36.60	36.50	36.09	36.28	36.09	0.50	Pass
HT40	MCS0	2	9	2452	36.60	36.50	36.60	36.13	36.41	36.28	0.50	Pass
VHT20	MCS0	2	1	2412	18.70	18.55	18.55	17.56	17.65	17.66	0.50	Pass
VHT20	MCS0	2	6	2437	19.00	19.00	18.70	17.63	17.66	17.63	0.50	Pass
VHT20	MCS0	2	11	2462	18.60	18.60	18.65	17.59	17.62	17.60	0.50	Pass
VHT40	MCS0	2	3	2422	36.50	36.70	36.60	36.09	36.45	36.45	0.50	Pass
VHT40	MCS0	2	6	2437	36.80	36.60	36.60	36.09	36.28	36.32	0.50	Pass
VHT40	MCS0	2	9	2452	36.60	36.60	36.50	36.13	36.45	36.29	0.50	Pass

Report Number : FR612811B

TEST RESULTS DATA
Peak Output Power
(Reporting Only)

2.4GHz Band											
Mod.	Data Rate	NTX	CH.	Freq. (MHz)	Peak Conducted Power (dBm)				DG (dBi)		
					Ant 1	Ant 2	Ant 3	SUM	Ant 1	Ant 2	Ant 3
11b	1Mbps	3	1	2412	27.91	28.19	27.79	32.74	3.37		
11b	1Mbps	3	6	2437	27.99	28.29	27.65	32.76	3.37		
11b	1Mbps	3	11	2462	28.01	28.06	27.61	32.67	3.37		
11g	6Mbps	3	1	2412	28.92	29.17	28.76	33.72	3.37		
11g	6Mbps	3	6	2437	32.05	32.42	32.08	36.96	3.37		
11g	6Mbps	3	11	2462	28.36	28.42	28.52	33.21	3.37		
HT20	MCS0	3	1	2412	26.42	26.49	26.54	31.25	3.37		
HT20	MCS0	3	6	2437	31.83	32.35	31.99	36.83	3.37		
HT20	MCS0	3	11	2462	27.69	27.85	27.76	32.54	3.37		
HT40	MCS0	3	3	2422	25.43	25.20	24.77	29.91	3.37		
HT40	MCS0	3	6	2437	28.66	28.68	28.91	33.52	3.37		
HT40	MCS0	3	9	2452	25.54	25.53	24.74	30.06	3.37		
VHT20	MCS0	3	1	2412	26.80	26.62	26.42	31.39	3.37		
VHT20	MCS0	3	6	2437	31.69	32.03	31.72	36.59	3.37		
VHT20	MCS0	3	11	2462	27.44	27.73	27.42	32.30	3.37		
VHT40	MCS0	3	3	2422	24.69	24.52	24.42	29.32	3.37		
VHT40	MCS0	3	6	2437	28.49	28.41	28.42	33.21	3.37		
VHT40	MCS0	3	9	2452	24.85	24.93	24.57	29.56	3.37		

Note: Measured power (dBm) has offset with cable loss.

Report Number : FR612811B

TEST RESULTS DATA
Average Output Power

2.4GHz Band															
Mod.	Data Rate	NTX	CH.	Freq. (MHz)	Duty Factor (dB)			Average Conducted Power with Duty Factor (dBm)				Conducted Power Limit (dBm)			Pass /Fail
					Ant 1	Ant 2	Ant 3	Ant 1	Ant 2	Ant 3	SUM	Ant 1	Ant 2	Ant 3	
11b	1Mbps	3	1	2412	0.25	0.25	0.24	24.86	25.24	24.73	29.72	30.00			Pass
11b	1Mbps	3	6	2437	0.25	0.25	0.24	24.85	25.44	24.65	29.76	30.00			Pass
11b	1Mbps	3	11	2462	0.25	0.25	0.24	24.99	25.24	24.53	29.70	30.00			Pass
11g	6Mbps	3	1	2412	0.25	0.25	0.21	19.26	19.53	19.13	24.08	30.00			Pass
11g	6Mbps	3	6	2437	0.25	0.25	0.21	25.01	25.63	24.52	29.84	30.00			Pass
11g	6Mbps	3	11	2462	0.25	0.25	0.21	18.80	18.40	18.36	23.29	30.00			Pass
HT20	MCS0	3	1	2412	0.21	0.25	0.25	16.69	16.86	16.62	21.49	30.00			Pass
HT20	MCS0	3	6	2437	0.21	0.25	0.25	25.03	25.56	24.63	29.86	30.00			Pass
HT20	MCS0	3	11	2462	0.21	0.25	0.25	17.87	17.86	17.76	22.60	30.00			Pass
HT40	MCS0	3	3	2422	0.44	0.44	0.43	15.16	15.21	14.55	19.76	30.00			Pass
HT40	MCS0	3	6	2437	0.44	0.44	0.43	19.16	19.21	18.89	23.86	30.00			Pass
HT40	MCS0	3	9	2452	0.44	0.44	0.43	15.02	15.09	14.62	19.69	30.00			Pass
VHT20	MCS0	3	1	2412	0.11	0.07	0.07	16.63	16.65	16.50	21.36	30.00			Pass
VHT20	MCS0	3	6	2437	0.11	0.07	0.07	24.70	25.22	24.42	29.56	30.00			Pass
VHT20	MCS0	3	11	2462	0.11	0.07	0.07	17.45	17.42	17.62	22.27	30.00			Pass
VHT40	MCS0	3	3	2422	0.18	0.18	0.18	14.87	14.56	14.50	19.42	30.00			Pass
VHT40	MCS0	3	6	2437	0.18	0.18	0.18	19.13	18.81	18.55	23.61	30.00			Pass
VHT40	MCS0	3	9	2452	0.18	0.18	0.18	14.86	14.50	14.45	19.38	30.00			Pass

Note: Measured power (dBm) has offset with cable loss.

Report Number : FR612811B

TEST RESULTS DATA
Average Power Spectral Density

2.4GHz Band															
Mod.	Data Rate	NTX	CH.	Freq. (MHz)	Average PSD (dBm/3kHz)				DG (dBi)			Average PSD Limit (dBm/3kHz)			Pass/Fail
					Ant 1	Ant 2	Ant 3	Worse + 3.01	Ant 1	Ant 2	Ant 3	Ant 1	Ant 2	Ant 3	
11b	1Mbps	3	1	2412	-0.45	-0.21	-0.85	4.56	7.64			6.36			Pass
11b	1Mbps	3	6	2437	-0.86	-0.20	-1.00	4.57	7.64			6.36			Pass
11b	1Mbps	3	11	2462	-0.67	-0.25	-1.41	4.52	7.64			6.36			Pass
11g	6Mbps	3	1	2412	-7.55	-6.93	-7.53	-2.16	7.64			6.36			Pass
11g	6Mbps	3	6	2437	-2.29	-1.44	-2.30	3.33	7.64			6.36			Pass
11g	6Mbps	3	11	2462	-8.24	-8.76	-8.43	-3.47	7.64			6.36			Pass
HT20	MCS0	3	1	2412	-11.86	-11.37	-11.24	-6.47	7.64			6.36			Pass
HT20	MCS0	3	6	2437	-2.76	-2.61	-3.93	2.16	7.64			6.36			Pass
HT20	MCS0	3	11	2462	-9.66	-10.22	-10.33	-4.89	7.64			6.36			Pass
HT40	MCS0	3	3	2422	-15.59	-14.02	-16.48	-9.25	7.64			6.36			Pass
HT40	MCS0	3	6	2437	-11.52	-11.49	-11.97	-6.72	7.64			6.36			Pass
HT40	MCS0	3	9	2452	-15.46	-15.23	-15.75	-10.46	7.64			6.36			Pass
VHT20	MCS0	3	1	2412	-12.20	-11.16	-11.73	-6.39	7.64			6.36			Pass
VHT20	MCS0	3	6	2437	-3.75	-2.58	-3.74	2.19	7.64			6.36			Pass
VHT20	MCS0	3	11	2462	-10.39	-10.75	-10.58	-5.62	7.64			6.36			Pass
VHT40	MCS0	3	3	2422	-15.31	-14.57	-15.85	-9.80	7.64			6.36			Pass
VHT40	MCS0	3	6	2437	-11.36	-10.73	-11.48	-5.96	7.64			6.36			Pass
VHT40	MCS0	3	9	2452	-15.19	-15.77	-16.28	-10.42	7.64			6.36			Pass

Measured power density (dBm) has offset with cable loss.

Appendix B. Radiated Spurious Emission

Test Engineer :	Jesse Wang and James Chiu	Temperature :	21~24C
		Relative Humidity :	50~54%

2.4GHz 2400~2483.5MHz

WIFI 802.11b (Band Edge @ 3m)

WIFI Ant. 1+2+3	Note	Frequency (MHz)	Level (dBμV/m)	Over Limit (dB)	Limit Line (dBμV/m)	Read Level (dBμV)	Antenna Factor (dB/m)	Cable Loss (dB)	Preamp Factor (dB)	Ant Pos (cm)	Table Pos (deg)	Peak Avg. (P/A)	Pol. (H/V)
802.11b CH 01 2412MHz		2388.39	58.3	-15.7	74	53.4	31.93	7.31	34.34	301	352	P	H
		2390	48.83	-5.17	54	43.92	31.93	7.31	34.33	301	352	A	H
	*	2412	119.12	-	-	114.13	31.98	7.31	34.3	301	352	P	H
	*	2414	115.82	-	-	110.82	31.98	7.31	34.29	301	352	A	H
													H
													H
		2388.84	61.53	-12.47	74	56.62	31.93	7.31	34.33	166	168	P	V
		2390	52.73	-1.27	54	47.82	31.93	7.31	34.33	166	168	A	V
	*	2412	123.57	-	-	118.58	31.98	7.31	34.3	166	168	P	V
	*	2410	120.09	-	-	115.1	31.98	7.31	34.3	166	168	A	V
													V
													V
802.11b CH 06 2437MHz		2389.65	55.63	-18.37	74	50.72	31.93	7.31	34.33	292	359	P	H
		2389.29	45.45	-8.55	54	40.54	31.93	7.31	34.33	292	359	A	H
	*	2438	118.35	-	-	113.17	32.07	7.36	34.25	292	359	P	H
	*	2436	114.77	-	-	109.65	32.02	7.36	34.26	292	359	A	H
		2484.2	56.49	-17.51	74	51.11	32.16	7.4	34.18	292	359	P	H
		2486.16	46.27	-7.73	54	40.88	32.16	7.4	34.17	292	359	A	H
		2383.62	57.15	-16.85	74	52.29	31.89	7.31	34.34	221	166	P	V
		2389.38	47.68	-6.32	54	42.77	31.93	7.31	34.33	221	166	A	V
	*	2438	124.6	-	-	119.42	32.07	7.36	34.25	221	166	P	V
	*	2438	120.68	-	-	115.5	32.07	7.36	34.25	221	166	A	V
		2495.32	59.78	-14.22	74	54.34	32.2	7.4	34.16	221	166	P	V
		2487	49.35	-4.65	54	43.96	32.16	7.4	34.17	221	166	A	V

802.11b CH 11 2462MHz	*	2462	115.27	-	-	109.97	32.11	7.4	34.21	100	84	P	H
	*	2462	111.59	-	-	106.29	32.11	7.4	34.21	100	84	A	H
		2483.56	57.88	-16.12	74	52.5	32.16	7.4	34.18	100	84	P	H
		2483.52	46.31	-7.69	54	40.93	32.16	7.4	34.18	100	84	A	H
													H
													H
	*	2462	123.72	-	-	118.42	32.11	7.4	34.21	100	109	P	V
	*	2462	120.06	-	-	114.76	32.11	7.4	34.21	100	109	A	V
		2483.56	62.48	-11.52	74	57.1	32.16	7.4	34.18	100	109	P	V
		2483.52	53.41	-0.59	54	48.03	32.16	7.4	34.18	100	109	A	V
													V
													V
Remark	1. No other spurious found. 2. All results are PASS against Peak and Average limit line.												

2.4GHz 2400~2483.5MHz

WIFI 802.11b (Harmonic @ 3m)

WIFI Ant. 1+2+3	Note	Frequency (MHz)	Level (dBμV/m)	Over Limit (dB)	Limit Line (dBμV/m)	Read Level (dBμV)	Antenna Factor (dB/m)	Cable Loss (dB)	Preamp Factor (dB)	Ant Pos (cm)	Table Pos (deg)	Peak Avg. (P/A)	Pol. (H/V)
802.11b CH 01 2412MHz		4824	49.13	-24.87	74	62.29	34.2	11.68	59.04	100	0	P	H
													H
													H
													H
		4824	48.18	-25.82	74	61.34	34.2	11.68	59.04	100	0	P	V
													V
													V
													V
802.11b CH 06 2437MHz		4872	44.96	-29.04	74	58.14	34.23	11.53	58.94	100	0	P	H
		7308	49.3	-24.7	74	57.82	35.6	13.81	57.93	100	0	P	H
													H
													H
		4872	47.09	-26.91	74	60.27	34.23	11.53	58.94	100	0	P	V
		7308	56.69	-17.31	74	65.21	35.6	13.81	57.93	100	30	P	V
		7308	46.94	-7.06	54	55.46	35.6	13.81	57.93	100	30	A	V
													V
802.11b CH 11 2462MHz		4924	47.86	-26.14	74	61.07	34.26	11.37	58.84	100	0	P	H
		7386	47.78	-26.22	74	56.29	35.6	13.95	58.06	100	0	P	H
													H
													H
		4924	49.7	-24.3	74	62.91	34.26	11.37	58.84	100	0	P	V
		7386	49.61	-24.39	74	58.12	35.6	13.95	58.06	100	0	P	V
													V
													V
Remark	1. No other spurious found. 2. All results are PASS against Peak and Average limit line.												

2.4GHz 2400~2483.5MHz

WIFI 802.11g (Band Edge @ 3m)

WIFI Ant. 1+2+3	Note	Frequency (MHz)	Level (dBμV/m)	Over Limit (dB)	Limit Line (dBμV/m)	Read Level (dBμV)	Antenna Factor (dB/m)	Cable Loss (dB)	Preamp Factor (dB)	Ant Pos (cm)	Table Pos (deg)	Peak Avg. (P/A)	Pol. (H/V)
802.11g CH 01 2412MHz		2389.92	60	-14	74	55.09	31.93	7.31	34.33	125	59	P	H
		2389.83	48.74	-5.26	54	43.83	31.93	7.31	34.33	125	59	A	H
	*	2412	114.65	-	-	109.66	31.98	7.31	34.3	125	59	P	H
	*	2412	106.19	-	-	101.2	31.98	7.31	34.3	125	59	A	H
													H
													H
		2389.02	64.43	-9.57	74	59.52	31.93	7.31	34.33	118	261	P	V
		2390	52.88	-1.12	54	47.97	31.93	7.31	34.33	118	261	A	V
	*	2412	120.37	-	-	115.38	31.98	7.31	34.3	118	261	P	V
	*	2412	111.8	-	-	106.81	31.98	7.31	34.3	118	261	A	V
													V
													V
802.11g CH 06 2437MHz		2389.2	60.29	-13.71	74	55.38	31.93	7.31	34.33	322	146	P	H
		2389.74	47.94	-6.06	54	43.03	31.93	7.31	34.33	322	146	A	H
	*	2437	121.93	-	-	116.75	32.07	7.36	34.25	322	146	P	H
	*	2437	115.32	-	-	110.14	32.07	7.36	34.25	322	146	A	H
		2486.16	60.6	-13.4	74	55.21	32.16	7.4	34.17	322	146	P	H
		2483.52	49.61	-4.39	54	44.23	32.16	7.4	34.18	322	146	A	H
		2386.05	62.58	-11.42	74	57.68	31.93	7.31	34.34	145	177	P	V
		2389.83	51.07	-2.93	54	46.16	31.93	7.31	34.33	145	177	A	V
	*	2437	126.46	-	-	121.28	32.07	7.36	34.25	145	177	P	V
	*	2437	118.96	-	-	113.78	32.07	7.36	34.25	145	177	A	V
		2485.88	65.03	-8.97	74	59.64	32.16	7.4	34.17	145	177	P	V
		2483.88	53.37	-0.63	54	47.99	32.16	7.4	34.18	145	177	A	V

802.11g CH 11 2462MHz	*	2462	116.45	-	-	111.15	32.11	7.4	34.21	348	143	P	H
	*	2462	108.9	-	-	103.6	32.11	7.4	34.21	348	143	A	H
		2483.52	66.85	-7.15	74	61.47	32.16	7.4	34.18	348	143	P	H
		2483.52	52.35	-1.65	54	46.97	32.16	7.4	34.18	348	143	A	H
													H
													H
	*	2462	120.41	-	-	115.11	32.11	7.4	34.21	100	171	P	V
	*	2462	112.59	-	-	107.29	32.11	7.4	34.21	100	171	A	V
		2483.96	64.53	-9.47	74	59.15	32.16	7.4	34.18	100	171	P	V
		2483.56	53.3	-0.7	54	47.92	32.16	7.4	34.18	100	171	A	V
													V
													V
Remark	1. No other spurious found. 2. All results are PASS against Peak and Average limit line.												

2.4GHz 2400~2483.5MHz

WIFI 802.11g (Harmonic @ 3m)

WIFI Ant. 1+2+3	Note	Frequency (MHz)	Level (dBμV/m)	Over Limit (dB)	Limit Line (dBμV/m)	Read Level (dBμV)	Antenna Factor (dB/m)	Cable Loss (dB)	Preamp Factor (dB)	Ant Pos (cm)	Table Pos (deg)	Peak Avg. (P/A)	Pol. (H/V)
802.11g CH 01 2412MHz		4824	46.01	-27.99	74	59.17	34.2	11.68	59.04	100	0	P	H
													H
													H
													H
		4824	46.49	-27.51	74	59.65	34.2	11.68	59.04	100	0	P	V
													V
													V
													V
802.11g CH 06 2437MHz		4872	41.9	-32.1	74	55.08	34.23	11.53	58.94	100	0	P	H
		7308	50.27	-23.73	74	58.79	35.6	13.81	57.93	100	0	P	H
													H
													H
		4872	44.86	-29.14	74	58.04	34.23	11.53	58.94	100	0	P	V
		7320	56.44	-17.56	74	64.99	35.6	13.81	57.96	200	64	P	V
		7320	47.67	-6.33	54	56.22	35.6	13.81	57.96	200	64	A	V
													V
802.11g CH 11 2462MHz		4926	42.41	-31.59	74	55.62	34.26	11.37	58.84	100	0	P	H
		7386	41.8	-32.2	74	50.31	35.6	13.95	58.06	100	0	P	H
													H
													H
		4926	42.1	-31.9	74	55.31	34.26	11.37	58.84	100	0	P	V
		7386	42.58	-31.42	74	51.09	35.6	13.95	58.06	100	0	P	V
													V
													V
Remark	1. No other spurious found. 2. All results are PASS against Peak and Average limit line.												

2.4GHz 2400~2483.5MHz

WIFI 802.11n HT20 (Band Edge @ 3m)

WIFI Ant. 1+2+3	Note	Frequency (MHz)	Level (dBμV/m)	Over Limit (dB)	Limit Line (dBμV/m)	Read Level (dBμV)	Antenna Factor (dB/m)	Cable Loss (dB)	Preamp Factor (dB)	Ant Pos (cm)	Table Pos (deg)	Peak Avg. (P/A)	Pol. (H/V)
802.11n HT20 CH 01 2412MHz		2388.84	57.52	-16.48	74	52.61	31.93	7.31	34.33	100	90	P	H
		2389.47	45.93	-8.07	54	41.02	31.93	7.31	34.33	100	90	A	H
	*	2412	105.13	-	-	100.14	31.98	7.31	34.3	100	90	P	H
	*	2412	97.02	-	-	92.03	31.98	7.31	34.3	100	90	A	H
													H
													H
		2390	67.33	-6.67	74	62.42	31.93	7.31	34.33	129	332	P	V
		2390	53.22	-0.78	54	48.31	31.93	7.31	34.33	129	332	A	V
	*	2412	116.72	-	-	111.73	31.98	7.31	34.3	129	332	P	V
	*	2412	108.31	-	-	103.32	31.98	7.31	34.3	129	332	A	V
													V
													V
802.11n HT20 CH 06 2437MHz		2389.02	66.27	-7.73	74	61.36	31.93	7.31	34.33	107	305	P	H
		2389.56	48.9	-5.1	54	43.99	31.93	7.31	34.33	107	305	A	H
	*	2440	119.49	-	-	114.31	32.07	7.36	34.25	107	305	P	H
	*	2438	112.21	-	-	107.03	32.07	7.36	34.25	107	305	A	H
		2483.92	59.3	-14.7	74	53.92	32.16	7.4	34.18	107	305	P	H
		2483.84	49.04	-4.96	54	43.66	32.16	7.4	34.18	107	305	A	H
		2387.22	65.09	-8.91	74	60.19	31.93	7.31	34.34	139	175	P	V
		2389.2	52.72	-1.28	54	47.81	31.93	7.31	34.33	139	175	A	V
	*	2444	125.85	-	-	120.66	32.07	7.36	34.24	139	175	P	V
	*	2438	118.4	-	-	113.22	32.07	7.36	34.25	139	175	A	V
		2488.2	64.69	-9.31	74	59.26	32.2	7.4	34.17	139	175	P	V
		2483.72	53.61	-0.39	54	48.23	32.16	7.4	34.18	139	175	A	V

802.11n HT20 CH 11 2462MHz	*	2462	112.12	-	-	106.82	32.11	7.4	34.21	115	51	P	H
	*	2462	104.15	-	-	98.85	32.11	7.4	34.21	115	51	A	H
		2485.16	64.07	-9.93	74	58.68	32.16	7.4	34.17	115	51	P	H
		2483.52	50.02	-3.98	54	44.64	32.16	7.4	34.18	115	51	A	H
													H
													H
	*	2462	118.06	-	-	112.76	32.11	7.4	34.21	100	245	P	V
	*	2462	109.84	-	-	104.54	32.11	7.4	34.21	100	245	A	V
		2485.52	69.54	-4.46	74	64.15	32.16	7.4	34.17	100	245	P	V
		2484.88	53.46	-0.54	54	48.08	32.16	7.4	34.18	100	245	A	V
													V
													V
Remark	1. No other spurious found. 2. All results are PASS against Peak and Average limit line.												

2.4GHz 2400~2483.5MHz

WIFI 802.11n HT20 (Harmonic @ 3m)

WIFI Ant. 1+2+3	Note	Frequency (MHz)	Level (dBμV/m)	Over Limit (dB)	Limit Line (dBμV/m)	Read Level (dBμV)	Antenna Factor (dB/m)	Cable Loss (dB)	Preamp Factor (dB)	Ant Pos (cm)	Table Pos (deg)	Peak Avg. (P/A)	Pol. (H/V)
802.11n HT20 CH 01 2412MHz		4824	44.06	-29.94	74	57.22	34.2	11.68	59.04	100	0	P	H
													H
													H
													H
		4824	42.93	-31.07	74	56.09	34.2	11.68	59.04	100	0	P	V
													V
													V
													V
802.11n HT20 CH 06 2437MHz		4872	43.6	-30.4	74	56.78	34.23	11.53	58.94	100	0	P	H
		7314	50.12	-23.88	74	58.64	35.6	13.81	57.93	100	0	P	H
													H
													H
		4878	46.77	-27.23	74	59.95	34.23	11.53	58.94	100	0	P	V
		7314	54.8	-19.2	74	63.32	35.6	13.81	57.93	100	31	P	V
		7314	45.34	-8.66	54	53.86	35.6	13.81	57.93	100	31	A	V
													V
802.11n HT20 CH 11 2462MHz		4924	42.58	-31.42	74	55.79	34.26	11.37	58.84	100	0	P	H
		7386	40.9	-33.1	74	49.41	35.6	13.95	58.06	100	0	P	H
													H
													H
		4924	43.22	-30.78	74	56.43	34.26	11.37	58.84	100	0	P	V
		7386	40.89	-33.11	74	49.4	35.6	13.95	58.06	100	0	P	V
													V
													V
Remark	1. No other spurious found. 2. All results are PASS against Peak and Average limit line.												

2.4GHz 2400~2483.5MHz

WIFI 802.11n HT40 (Band Edge @ 3m)

WIFI Ant. 1+2+3	Note	Frequency (MHz)	Level (dBμV/m)	Over Limit (dB)	Limit Line (dBμV/m)	Read Level (dBμV)	Antenna Factor (dB/m)	Cable Loss (dB)	Preamp Factor (dB)	Ant Pos (cm)	Table Pos (deg)	Peak Avg. (P/A)	Pol. (H/V)
802.11n HT40 CH 03 2422MHz		2385.87	59.16	-14.84	74	54.26	31.93	7.31	34.34	100	54	P	H
		2386.32	49.03	-4.97	54	44.13	31.93	7.31	34.34	100	54	A	H
	*	2422	107.08	-	-	101.98	32.02	7.36	34.28	100	54	P	H
	*	2422	98.88	-	-	93.78	32.02	7.36	34.28	100	54	A	H
		2494.8	56	-18	74	50.56	32.2	7.4	34.16	100	54	P	H
		2495	45.66	-8.34	54	40.22	32.2	7.4	34.16	100	54	A	H
		2385.51	64.42	-9.58	74	59.52	31.93	7.31	34.34	102	246	P	V
		2390	53.04	-0.96	54	48.13	31.93	7.31	34.33	102	246	A	V
	*	2422	111.81	-	-	106.71	32.02	7.36	34.28	102	246	P	V
	*	2422	103.73	-	-	98.63	32.02	7.36	34.28	102	246	A	V
		2494.52	57.31	-16.69	74	51.87	32.2	7.4	34.16	102	246	P	V
		2485.48	46.72	-7.28	54	41.33	32.16	7.4	34.17	102	246	A	V
802.11n HT40 CH 06 2437MHz		2388.39	59.5	-14.5	74	54.6	31.93	7.31	34.34	100	54	P	H
		2390	48.29	-5.71	54	43.38	31.93	7.31	34.33	100	54	A	H
	*	2437	111.35	-	-	106.17	32.07	7.36	34.25	100	54	P	H
	*	2437	103.57	-	-	98.39	32.07	7.36	34.25	100	54	A	H
		2485.32	64.05	-9.95	74	58.66	32.16	7.4	34.17	100	54	P	H
		2483.52	49.21	-4.79	54	43.83	32.16	7.4	34.18	100	54	A	H
		2390	64.47	-9.53	74	59.56	31.93	7.31	34.33	100	247	P	V
		2389.92	53.22	-0.78	54	48.31	31.93	7.31	34.33	100	247	A	V
	*	2437	116.52	-	-	111.34	32.07	7.36	34.25	100	247	P	V
	*	2437	108.17	-	-	102.99	32.07	7.36	34.25	100	247	A	V
		2485.52	69.69	-4.31	74	64.3	32.16	7.4	34.17	100	247	P	V
		2485.16	53.43	-0.57	54	48.04	32.16	7.4	34.17	100	247	A	V

802.11n HT40 CH 09 2452MHz		2362.11	54.77	-19.23	74	50.07	31.84	7.24	34.38	315	131	P	H
		2373.45	45.5	-8.5	54	40.73	31.89	7.24	34.36	315	131	A	H
	*	2456	107.57	-	-	102.32	32.11	7.36	34.22	315	131	P	H
	*	2456	100.37	-	-	95.12	32.11	7.36	34.22	315	131	A	H
		2484.52	59.82	-14.18	74	54.44	32.16	7.4	34.18	315	131	P	H
		2484.32	50.17	-3.83	54	44.79	32.16	7.4	34.18	315	131	A	H
		2379.03	55.35	-18.65	74	50.57	31.89	7.24	34.35	101	163	P	V
		2379.03	46.5	-7.5	54	41.72	31.89	7.24	34.35	101	163	A	V
	*	2456	112.77	-	-	107.52	32.11	7.36	34.22	101	163	P	V
	*	2456	105.59	-	-	100.34	32.11	7.36	34.22	101	163	A	V
		2484.68	63.11	-10.89	74	57.73	32.16	7.4	34.18	101	163	P	V
		2485.28	53.02	-0.98	54	47.63	32.16	7.4	34.17	101	163	A	V
Remark	1. No other spurious found. 2. All results are PASS against Peak and Average limit line.												

2.4GHz 2400~2483.5MHz

WIFI 802.11n HT40 (Harmonic @ 3m)

WIFI Ant. 1+2+3	Note	Frequency (MHz)	Level (dBμV/m)	Over Limit (dB)	Limit Line (dBμV/m)	Read Level (dBμV)	Antenna Factor (dB/m)	Cable Loss (dB)	Preamp Factor (dB)	Ant Pos (cm)	Table Pos (deg)	Peak Avg. (P/A)	Pol. (H/V)
802.11n HT40 CH 03 2422MHz		4844	41.14	-32.86	74	54.26	34.21	11.68	59.01	100	0	P	H
		7266	41.12	-32.88	74	49.66	35.6	13.75	57.89	100	0	P	H
													H
													H
		4844	39.68	-34.32	74	52.8	34.21	11.68	59.01	100	0	P	V
		7266	40.85	-33.15	74	49.39	35.6	13.75	57.89	100	0	P	V
													V
													V
802.11n HT40 CH 06 2437MHz		4874	41.91	-32.09	74	55.09	34.23	11.53	58.94	100	0	P	H
		7311	39.99	-34.01	74	48.51	35.6	13.81	57.93	100	0	P	H
													H
													H
		4874	43.69	-30.31	74	56.87	34.23	11.53	58.94	100	0	P	V
		7311	40.84	-33.16	74	49.36	35.6	13.81	57.93	100	0	P	V
													V
													V
802.11n HT40 CH 09 2452MHz		4902	43.42	-30.58	74	56.67	34.25	11.37	58.87	100	0	P	H
		7356	40.26	-33.74	74	48.79	35.6	13.88	58.01	100	0	P	H
													H
													H
		4902	41.13	-32.87	74	54.38	34.25	11.37	58.87	100	0	P	V
		7356	41.22	-32.78	74	49.75	35.6	13.88	58.01	100	0	P	V
													V
													V
Remark	1. No other spurious found. 2. All results are PASS against Peak and Average limit line.												

Emission below 1GHz

2.4GHz WIFI 802.11n HT20 (LF)

WIFI Ant. 1+2+3	Note	Frequency (MHz)	Level (dBμV/m)	Over Limit (dB)	Limit Line (dBμV/m)	Read Level (dBμV)	Antenna Factor (dB/m)	Cable Loss (dB)	Preamp Factor (dB)	Ant Pos (cm)	Table Pos (deg)	Peak Avg. (P/A)	Pol. (H/V)
2.4GHz 802.11n HT20 LF		31.08	27.75	-12.25	40	32.58	25.46	1.07	31.36	-	-	P	H
		171.48	36.79	-6.71	43.5	50.61	15.89	1.78	31.49	-	-	P	H
		234.93	41.15	-4.85	46	52.89	17.6	2.07	31.41	100	0	P	H
		360.2	39.48	-6.52	46	46.75	21.44	2.5	31.21	-	-	P	H
		720	36.38	-9.62	46	36.62	26.71	3.74	30.69	-	-	P	H
		1000	41.86	-12.14	54	38.1	30.3	3.98	30.52	-	-	P	H
													H
													H
													H
													H
													H
													H
		60.51	34.86	-5.14	40	53.16	12	1.28	31.58	100	0	P	V
		171.75	35.61	-7.89	43.5	49.43	15.89	1.78	31.49	-	-	P	V
		233.04	39.74	-6.26	46	51.64	17.44	2.07	31.41	-	-	P	V
		360.2	37.35	-8.65	46	44.62	21.44	2.5	31.21	-	-	P	V
		629.7	31.56	-14.44	46	33.09	25.69	3.57	30.79	-	-	P	V
		1000	41.71	-12.29	54	37.95	30.3	3.98	30.52	-	-	P	V
													V
													V
													V
													V
													V
													V
Remark	1. No other spurious found. 2. All results are PASS against limit line.												

Note symbol

*	**Fundamental Frequency** which can be ignored. However, the level of any unwanted emissions shall not exceed the level of the fundamental frequency.
!	Test result is **over limit** line.
P/A	**P**eak or **A**verage
H/V	**H**orizontal or **V**ertical

A calculation example for radiated spurious emission is shown as below:

WIFI	Note	Frequency	Level	Over	Limit	Read	Antenna	Cable	Preamp	Ant	Table	Peak	Pol.
Ant.				Limit	Line	Level	Factor	Loss	Factor	Pos	Pos	Avg.	
1+2+3		(MHz)	(dBμV/m)	(dB)	(dBμV/m)	(dBμV)	(dB/m)	(dB)	(dB)	(cm)	(deg)	(P/A)	(H/V)
802.11b CH 01 2412MHz		2390	55.45	-18.55	74	54.51	32.22	4.58	35.86	103	308	P	H
		2390	43.54	-10.46	54	42.6	32.22	4.58	35.86	103	308	A	H

1. Level(dBμV/m) =

Antenna Factor(dB/m) + Cable Loss(dB) + Read Level(dBμV) - Preamp Factor(dB)

2. Over Limit(dB) = Level(dBμV/m) – Limit Line(dBμV/m)

For Peak Limit @ 2390MHz:

1. Level(dBμV/m)

= Antenna Factor(dB/m) + Cable Loss(dB) + Read Level(dBμV) - Preamp Factor(dB)

= 32.22(dB/m) + 4.58(dB) + 54.51(dBμV) – 35.86 (dB)

= 55.45 (dBμV/m)

2. Over Limit(dB)

= Level(dBμV/m) – Limit Line(dBμV/m)

= 55.45(dBμV/m) – 74(dBμV/m)

= -18.55(dB)

For Average Limit @ 2390MHz:

1. Level(dBμV/m)

= Antenna Factor(dB/m) + Cable Loss(dB) + Read Level(dBμV) - Preamp Factor(dB)

= 32.22(dB/m) + 4.58(dB) + 42.6(dBμV) – 35.86 (dB)

= 43.54 (dBμV/m)

2. Over Limit(dB)

= Level(dBμV/m) – Limit Line(dBμV/m)

= 43.54(dBμV/m) – 54(dBμV/m)

= -10.46(dB)

Both peak and average measured complies with the limit line, so test result is “PASS”.

Appendix C. Radiated Spurious Emission Plots

Test Engineer :	Jesse Wang and James Chiu	**Temperature :**	21~24C
		Relative Humidity :	50~54%

Note symbol

-L	**Low channel location**
-R	**High channel location**

2.4GHz 2400~2483.5MHz

WIFI 802.11b (Band Edge @ 3m)

WIFI	2.4GHz 2400~2483.5MHz Band Edge @ 3m	
ANT	802.11b CH01 2412MHz	
1+2+3	Horizontal	Vertical
Peak	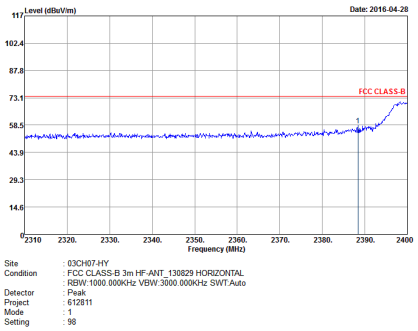	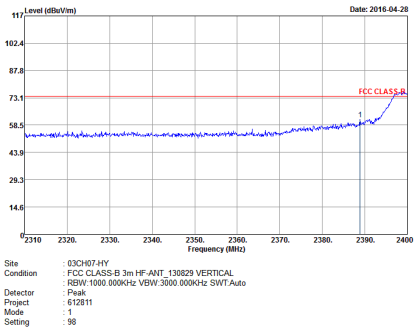
Avg.	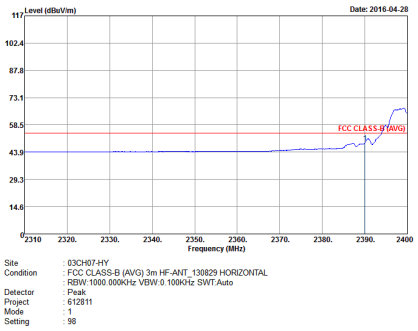	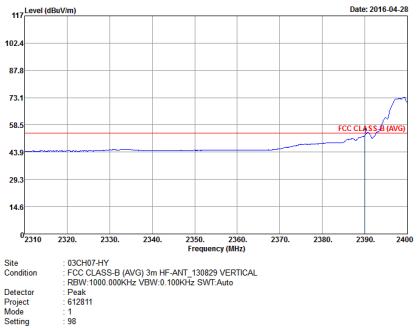

WIFI	2.4GHz 2400~2483.5MHz Fundamental @ 3m	
ANT	802.11b CH01 2412MHz	
1+2+3	Horizontal	Vertical
Peak	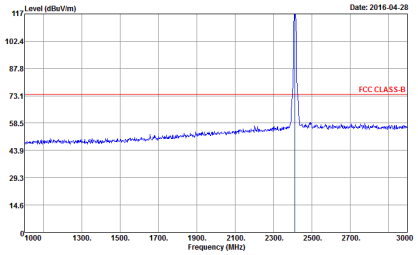 Site : 03CH07-HY Condition : FCC CLASS-B 3m HF-ANT_130829 HORIZONTAL : RBW:1000.000KHz VBW:3000.000KHz SWT:Auto Detector : Peak Project : 612811 Mode : 1 Setting : 98	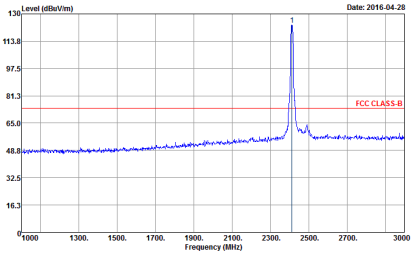 Site : 03CH07-HY Condition : FCC CLASS-B 3m HF-ANT_130829 VERTICAL : RBW:1000.000KHz VBW:3000.000KHz SWT:Auto Detector : Peak Project : 612811 Mode : 1 Setting : 98
Avg.	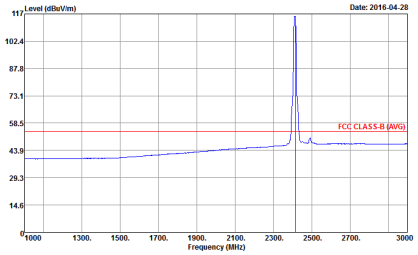 Site : 03CH07-HY Condition : FCC CLASS-B (AVG) 3m HF-ANT_130829 HORIZONTAL : RBW:1000.000KHz VBW:0.100KHz SWT:Auto Detector : Peak Project : 612811 Mode : 1 Setting : 98	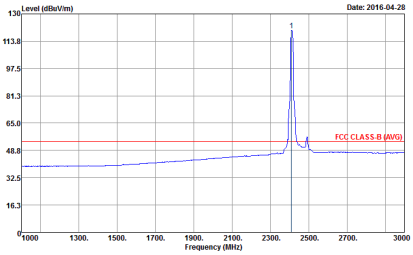 Site : 03CH07-HY Condition : FCC CLASS-B (AVG) 3m HF-ANT_130829 VERTICAL : RBW:1000.000KHz VBW:0.100KHz SWT:Auto Detector : Peak Project : 612811 Mode : 1 Setting : 98

WIFI	2.4GHz 2400~2483.5MHz Band Edge @ 3m	
ANT	802.11b CH06 2437MHz - L	
1+2+3	Horizontal	Vertical
Peak	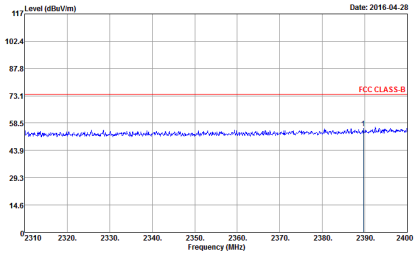 Site : 03CH07-HY Condition : FCC CLASS-B 3m HF-ANT_130829 HORIZONTAL : RBW:1000.000KHz VBW:3000.000KHz SWT:Auto Detector : Peak Project : 612811 Mode : 2 Setting : 98	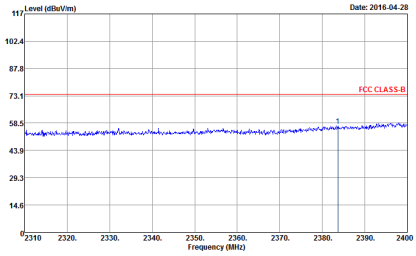 Site : 03CH07-HY Condition : FCC CLASS-B 3m HF-ANT_130829 VERTICAL : RBW:1000.000KHz VBW:3000.000KHz SWT:Auto Detector : Peak Project : 612811 Mode : 2 Setting : 98
Avg.	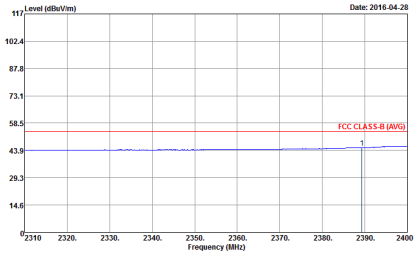 Site : 03CH07-HY Condition : FCC CLASS-B (AVG) 3m HF-ANT_130829 HORIZONTAL : RBW:1000.000KHz VBW:0.100KHz SWT:Auto Detector : Peak Project : 612811 Mode : 2 Setting : 98	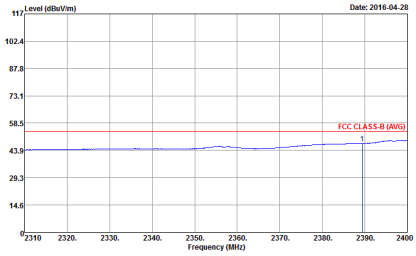 Site : 03CH07-HY Condition : FCC CLASS-B (AVG) 3m HF-ANT_130829 VERTICAL : RBW:1000.000KHz VBW:0.100KHz SWT:Auto Detector : Peak Project : 612811 Mode : 2 Setting : 98

WIFI	2.4GHz 2400~2483.5MHz Band Edge @ 3m	
ANT	802.11b CH06 2437MHz - R	
1+2+3	Horizontal	Vertical
Peak	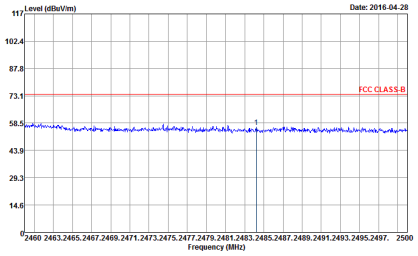 Site : 03CH07-HY Condition : FCC CLASS-B 3m HF-ANT_130829 HORIZONTAL : RBW:1000.000KHz VBW:3000.000KHz SWT:Auto Detector : Peak Project : 612811 Mode : 2 Setting : 98	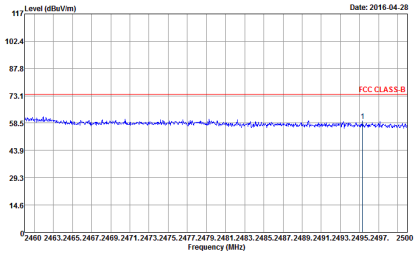 Site : 03CH07-HY Condition : FCC CLASS-B 3m HF-ANT_130829 VERTICAL : RBW:1000.000KHz VBW:3000.000KHz SWT:Auto Detector : Peak Project : 612811 Mode : 2 Setting : 98
Avg.	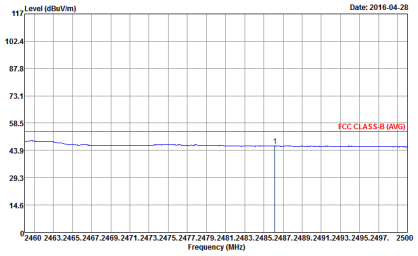 Site : 03CH07-HY Condition : FCC CLASS-B (AVG) 3m HF-ANT_130829 HORIZONTAL : RBW:1000.000KHz VBW:0.100KHz SWT:Auto Detector : Peak Project : 612811 Mode : 2 Setting : 98	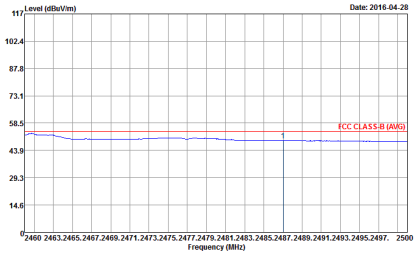 Site : 03CH07-HY Condition : FCC CLASS-B (AVG) 3m HF-ANT_130829 VERTICAL : RBW:1000.000KHz VBW:0.100KHz SWT:Auto Detector : Peak Project : 612811 Mode : 2 Setting : 98

WIFI	2.4GHz 2400~2483.5MHz Fundamental @ 3m	
ANT	802.11b CH06 2437MHz	
1+2+3	Horizontal	Vertical
Peak	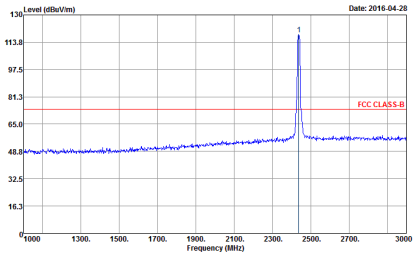 Site : 03CH07-HY Condition : FCC CLASS-B 3m HF-ANT_130829 HORIZONTAL : RBW:1000.000KHz VBW:3000.000KHz SWT:Auto Detector : Peak Project : 612811 Mode : 2 Setting : 98	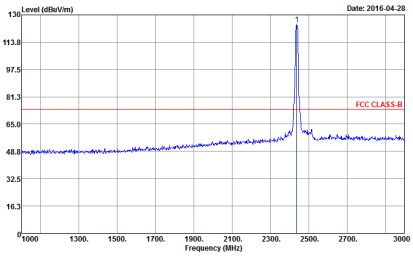 Site : 03CH07-HY Condition : FCC CLASS-B 3m HF-ANT_130829 VERTICAL : RBW:1000.000KHz VBW:3000.000KHz SWT:Auto Detector : Peak Project : 612811 Mode : 2 Setting : 98
Avg.	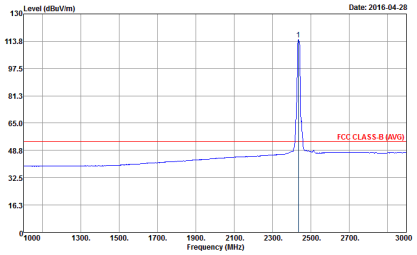 Site : 03CH07-HY Condition : FCC CLASS-B (AVG) 3m HF-ANT_130829 HORIZONTAL : RBW:1000.000KHz VBW:0.010KHz SWT:Auto Detector : Peak Project : 612811 Mode : 2 Setting : 98	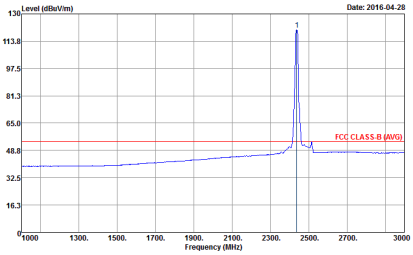 Site : 03CH07-HY Condition : FCC CLASS-B (AVG) 3m HF-ANT_130829 VERTICAL : RBW:1000.000KHz VBW:0.010KHz SWT:Auto Detector : Peak Project : 612811 Mode : 2 Setting : 98

WIFI	2.4GHz 2400~2483.5MHz Band Edge @ 3m	
ANT	802.11b CH11 2462MHz	
1+2+3	Horizontal	Vertical
Peak	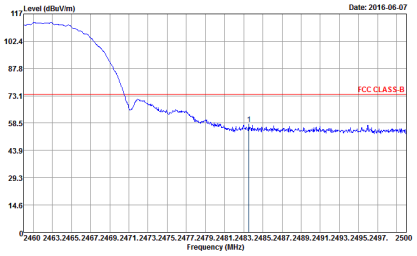 Site : 03CH07-HY Condition : FCC CLASS-B 3m HF-ANT_130829 HORIZONTAL : RBW:1000.000KHz VBW:3000.000KHz SWT:Auto Detector : Peak Project : 612811 Mode : 3 Plane : X(2)_With accessory Setting : 98	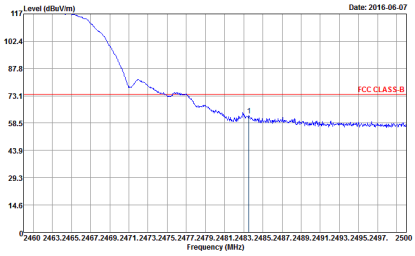 Site : 03CH07-HY Condition : FCC CLASS-B 3m HF-ANT_130829 VERTICAL : RBW:1000.000KHz VBW:3000.000KHz SWT:Auto Detector : Peak Project : 612811 Mode : 3 Plane : X(2)_With accessory Setting : 98
Avg.	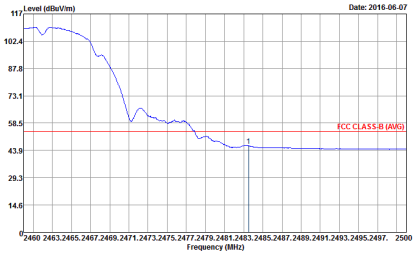 Site : 03CH07-HY Condition : FCC CLASS-B (AVG) 3m HF-ANT_130829 HORIZONTAL : RBW:1000.000KHz VBW:0.010KHz SWT:Auto Detector : Peak Project : 612811 Mode : 3 Plane : X(2)_With accessory Setting : 98	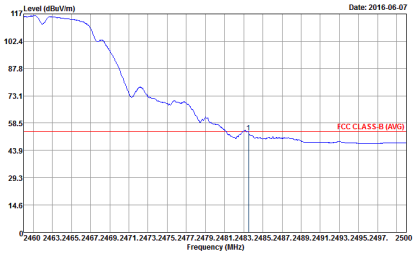 Site : 03CH07-HY Condition : FCC CLASS-B (AVG) 3m HF-ANT_130829 VERTICAL : RBW:1000.000KHz VBW:0.010KHz SWT:Auto Detector : Peak Project : 612811 Mode : 3 Plane : X(2)_With accessory Setting : 98

WIFI	2.4GHz 2400~2483.5MHz Fundamental @ 3m	
ANT	802.11b CH11 2462MHz	
1+2+3	Horizontal	Vertical
Peak	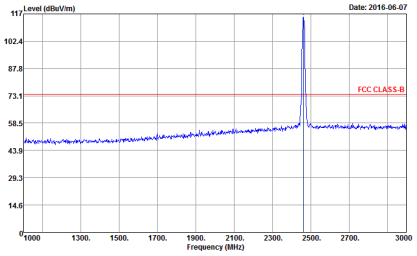 Site : 03CH07-HY Condition : FCC CLASS-B 3m HF-ANT_130829 HORIZONTAL : RBW:1000.000KHz VBW:3000.000KHz SWT:Auto Detector : Peak Project : 612811 Mode : 3 Plane : X(2)_With accessory Setting : 98	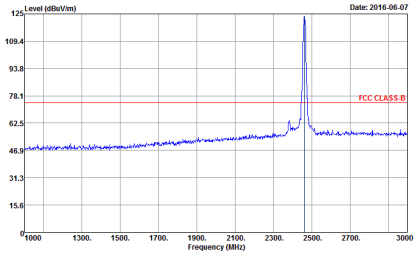 Site : 03CH07-HY Condition : FCC CLASS-B 3m HF-ANT_130829 VERTICAL : RBW:1000.000KHz VBW:3000.000KHz SWT:Auto Detector : Peak Project : 612811 Mode : 3 Plane : X(2)_With accessory Setting : 98
Avg.	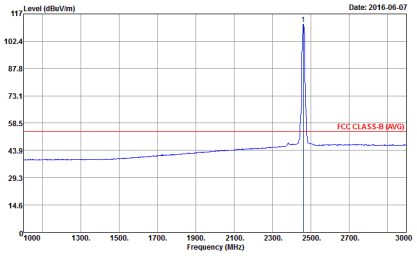 Site : 03CH07-HY Condition : FCC CLASS-B (AVG) 3m HF-ANT_130829 HORIZONTAL : RBW:1000.000KHz VBW:0.010KHz SWT:Auto Detector : Peak Project : 612811 Mode : 3 Plane : X(2)_With accessory Setting : 98	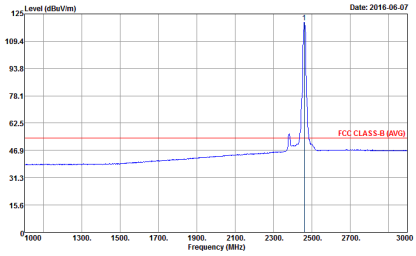 Site : 03CH07-HY Condition : FCC CLASS-B (AVG) 3m HF-ANT_130829 VERTICAL : RBW:1000.000KHz VBW:0.010KHz SWT:Auto Detector : Peak Project : 612811 Mode : 3 Plane : X(2)_With accessory Setting : 98

2.4GHz 2400~2483.5MHz

WIFI 802.11g (Band Edge @ 3m)

WIFI	2.4GHz 2400~2483.5MHz Band Edge @ 3m	
ANT	802.11g CH01 2412MHz	
1+2+3	Horizontal	Vertical
Peak	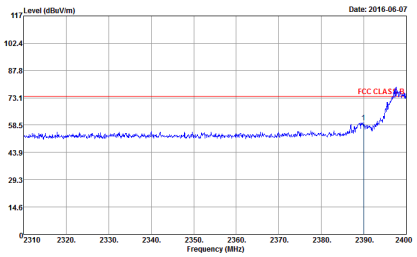 Site : 03CH07-HY Condition : FCC CLASS-B 3m HF-ANT_130829 HORIZONTAL : RBW:1000.000KHz VBW:3000.000KHz SWT:Auto Detector : Peak Project : 612811 Mode : 4 Plane : X(2)_With accessory Setting : 79	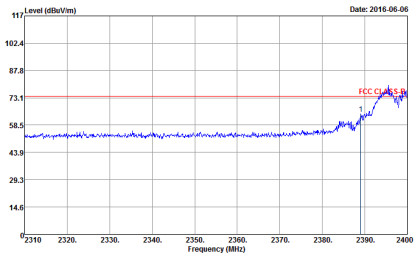 Site : 03CH07-HY Condition : FCC CLASS-B 3m HF-ANT_130829 VERTICAL : RBW:1000.000KHz VBW:3000.000KHz SWT:Auto Detector : Peak Project : 612811 Mode : 4 Plane : X(2)_With accessory Setting : 79
Avg.	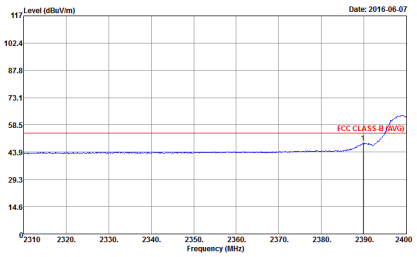 Site : 03CH07-HY Condition : FCC CLASS-B (AVG) 3m HF-ANT_130829 HORIZONTAL : RBW:1000.000KHz VBW:1.000KHz SWT:Auto Detector : Peak Project : 612811 Mode : 4 Plane : X(2)_With accessory Setting : 79	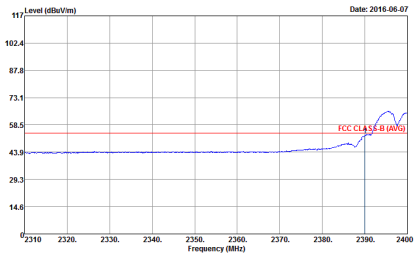 Site : 03CH07-HY Condition : FCC CLASS-B (AVG) 3m HF-ANT_130829 VERTICAL : RBW:1000.000KHz VBW:1.000KHz SWT:Auto Detector : Peak Project : 612811 Mode : 4 Plane : X(2)_With accessory Setting : 79

WIFI	2.4GHz 2400~2483.5MHz Fundamental @ 3m	
ANT	802.11g CH01 2412MHz	
1+2+3	Horizontal	Vertical
Peak	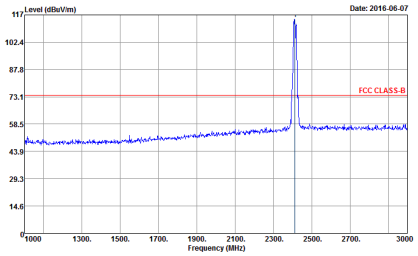 Site : 03CH07-HY Condition : FCC CLASS-B 3m HF-ANT_130829 HORIZONTAL : RBW:1000.000KHz VBW:3000.000KHz SWT:Auto Detector : Peak Project : 612811 Mode : 4 Plane : X(2)_With accessory Setting : 79	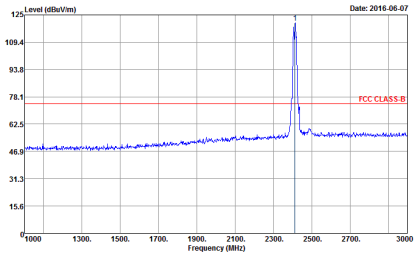 Site : 03CH07-HY Condition : FCC CLASS-B 3m HF-ANT_130829 VERTICAL : RBW:1000.000KHz VBW:3000.000KHz SWT:Auto Detector : Peak Project : 612811 Mode : 4 Plane : X(2)_With accessory Setting : 79
Avg.	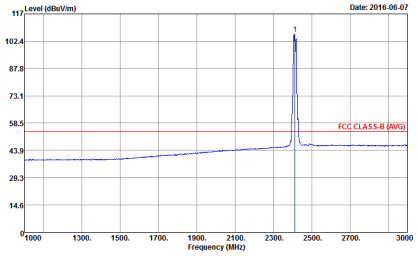 Site : 03CH07-HY Condition : FCC CLASS-B (AVG) 3m HF-ANT_130829 HORIZONTAL : RBW:1000.000KHz VBW:1.000KHz SWT:Auto Detector : Peak Project : 612811 Mode : 4 Plane : X(2)_With accessory Setting : 79	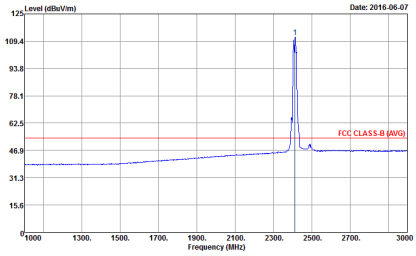 Site : 03CH07-HY Condition : FCC CLASS-B (AVG) 3m HF-ANT_130829 VERTICAL : RBW:1000.000KHz VBW:1.000KHz SWT:Auto Detector : Peak Project : 612811 Mode : 4 Plane : X(2)_With accessory Setting : 79

WIFI	2.4GHz 2400~2483.5MHz Band Edge @ 3m	
ANT	802.11g CH06 2437MHz - L	
1+2+3	Horizontal	Vertical
Peak	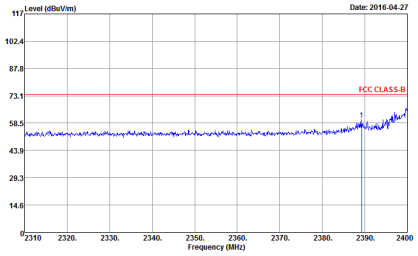 Site : 03CH07-HY Condition : FCC CLASS-B 3m HF-ANT_130829 HORIZONTAL : RBW:1000.000KHz VBW:3000.000KHz SWT:Auto Detector : Peak Project : 612811 Mode : 5 Setting : 101	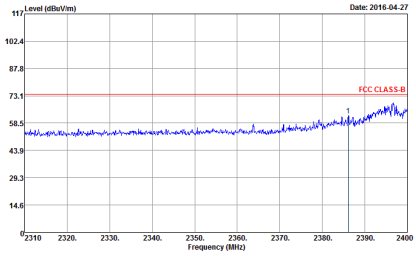 Site : 03CH07-HY Condition : FCC CLASS-B 3m HF-ANT_130829 VERTICAL : RBW:1000.000KHz VBW:3000.000KHz SWT:Auto Detector : Peak Project : 612811 Mode : 5 Setting : 101
Avg.	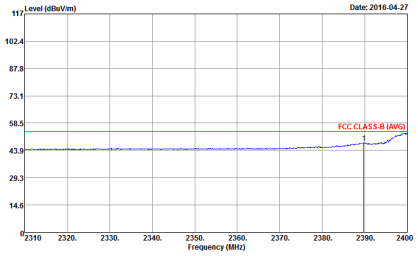 Site : 03CH07-HY Condition : FCC CLASS-B (AVG) 3m HF-ANT_130829 HORIZONTAL : RBW:1000.000KHz VBW:1.000KHz SWT:Auto Detector : Peak Project : 612811 Mode : 5 Setting : 101	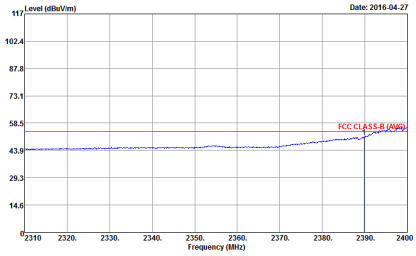 Site : 03CH07-HY Condition : FCC CLASS-B (AVG) 3m HF-ANT_130829 VERTICAL : RBW:1000.000KHz VBW:1.000KHz SWT:Auto Detector : Peak Project : 612811 Mode : 5 Setting : 101

WIFI	2.4GHz 2400~2483.5MHz Band Edge @ 3m	
ANT	802.11g CH06 2437MHz - R	
1+2+3	Horizontal	Vertical
Peak	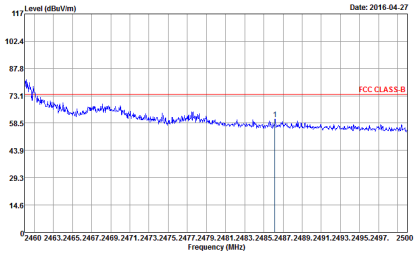 Site : 03CH07-HY Condition : FCC CLASS-B 3m HF-ANT_130829 HORIZONTAL : RBW:1000.000KHz VBW:3000.000KHz SWT:Auto Detector : Peak Project : 612811 Mode : 5 Setting : 101	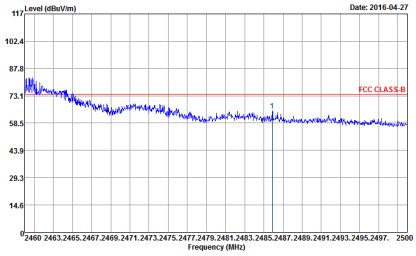 Site : 03CH07-HY Condition : FCC CLASS-B 3m HF-ANT_130829 VERTICAL : RBW:1000.000KHz VBW:3000.000KHz SWT:Auto Detector : Peak Project : 612811 Mode : 5 Setting : 101
Avg.	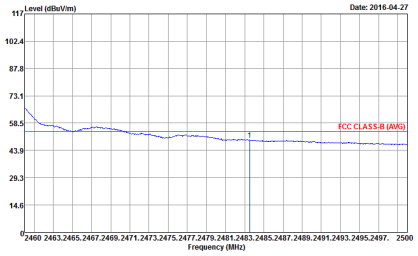 Site : 03CH07-HY Condition : FCC CLASS-B (AVG) 3m HF-ANT_130829 HORIZONTAL : RBW:1000.000KHz VBW:1.000KHz SWT:Auto Detector : Peak Project : 612811 Mode : 5 Setting : 101	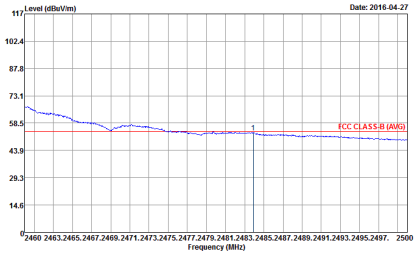 Site : 03CH07-HY Condition : FCC CLASS-B (AVG) 3m HF-ANT_130829 VERTICAL : RBW:1000.000KHz VBW:1.000KHz SWT:Auto Detector : Peak Project : 612811 Mode : 5 Setting : 101

WIFI	2.4GHz 2400~2483.5MHz Fundamental @ 3m	
ANT	802.11g CH06 2437MHz	
1+2+3	Horizontal	Vertical
Peak	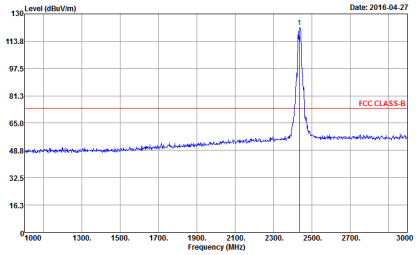 Site : 03CH07-HY Condition : FCC CLASS-B 3m HF-ANT_130829 HORIZONTAL : RBW:1000.000KHz VBW:3000.000KHz SWT:Auto Detector : Peak Project : 612811 Mode : 5 Setting : 101	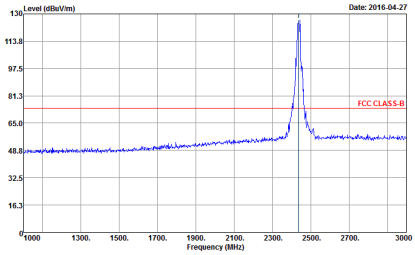 Site : 03CH07-HY Condition : FCC CLASS-B 3m HF-ANT_130829 VERTICAL : RBW:1000.000KHz VBW:3000.000KHz SWT:Auto Detector : Peak Project : 612811 Mode : 5 Setting : 101
Avg.	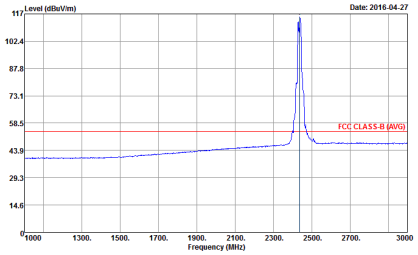 Site : 03CH07-HY Condition : FCC CLASS-B (AVG) 3m HF-ANT_130829 HORIZONTAL : RBW:1000.000KHz VBW:1.000KHz SWT:Auto Detector : Peak Project : 612811 Mode : 5 Setting : 101	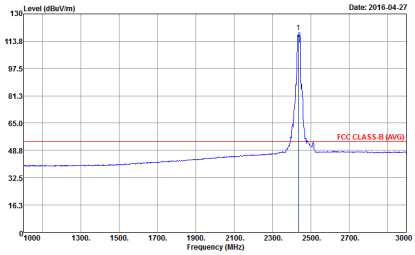 Site : 03CH07-HY Condition : FCC CLASS-B (AVG) 3m HF-ANT_130829 VERTICAL : RBW:1000.000KHz VBW:1.000KHz SWT:Auto Detector : Peak Project : 612811 Mode : 5 Setting : 101

WIFI	2.4GHz 2400~2483.5MHz Band Edge @ 3m	
ANT	802.11g CH11 2462MHz	
1+2+3	Horizontal	Vertical
Peak	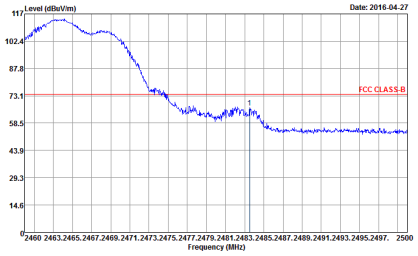 Site : 03CH07-HY Condition : FCC CLASS-B 3m HF-ANT_130829 HORIZONTAL : RBW:1000.000KHz VBW:3000.000KHz SWT:Auto Detector : Peak Project : 612811 Mode : 6 Setting : 75	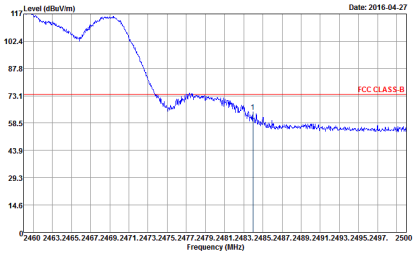 Site : 03CH07-HY Condition : FCC CLASS-B 3m HF-ANT_130829 VERTICAL : RBW:1000.000KHz VBW:3000.000KHz SWT:Auto Detector : Peak Project : 612811 Mode : 6 Setting : 75
Avg.	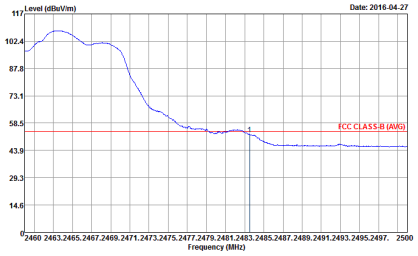 Site : 03CH07-HY Condition : FCC CLASS-B (AVG) 3m HF-ANT_130829 HORIZONTAL : RBW:1000.000KHz VBW:1.000KHz SWT:Auto Detector : Peak Project : 612811 Mode : 6 Setting : 75	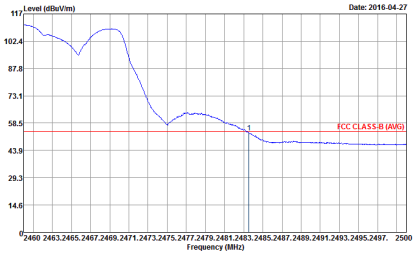 Site : 03CH07-HY Condition : FCC CLASS-B (AVG) 3m HF-ANT_130829 VERTICAL : RBW:1000.000KHz VBW:1.000KHz SWT:Auto Detector : Peak Project : 612811 Mode : 6 Setting : 75

WIFI	2.4GHz 2400~2483.5MHz Fundamental @ 3m	
ANT	802.11g CH11 2462MHz	
1+2+3	Horizontal	Vertical
Peak	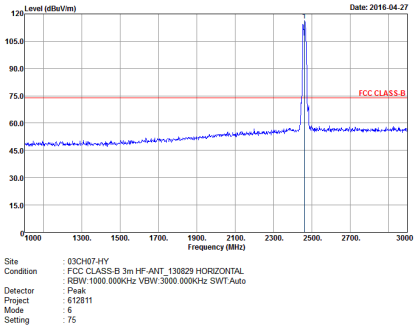	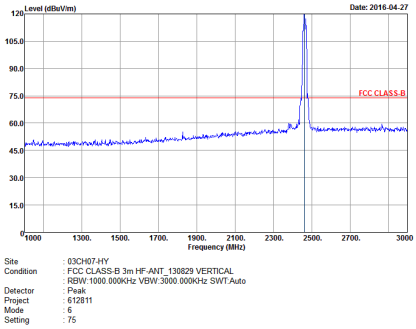
Avg.	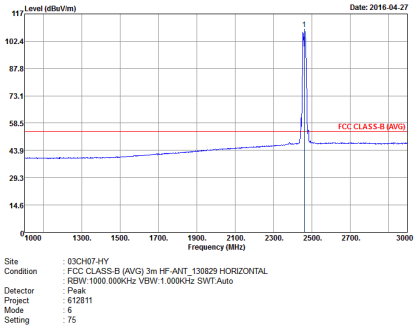	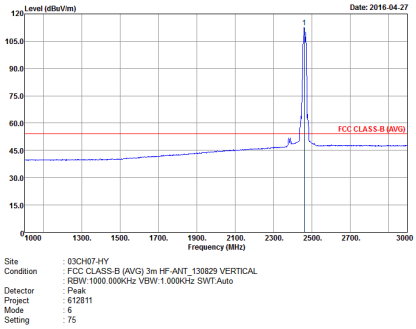

2.4GHz 2400~2483.5MHz

WIFI 802.11n HT20 (Band Edge @ 3m)

WIFI	2.4GHz 2400~2483.5MHz Band Edge @ 3m	
ANT	802.11n HT20 CH01 2412MHz	
1+2+3	Horizontal	Vertical
Peak	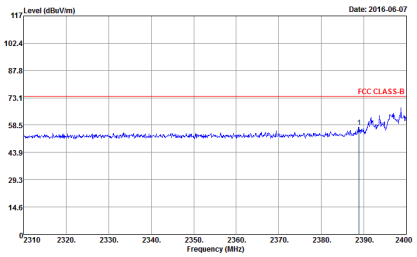 Site : 03CH07-HY Condition : FCC CLASS-B 3m HF-ANT_130829 HORIZONTAL : RBW:1000.000KHz VBW:3000.000KHz SWT:Auto Detector : Peak Project : 612811 Mode : 7 Plane : X(2)_With accessory Setting : 68	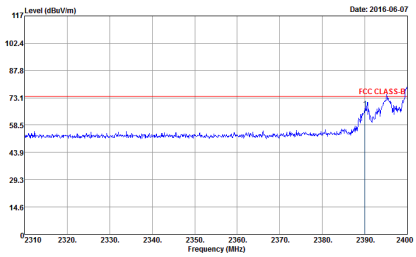 Site : 03CH07-HY Condition : FCC CLASS-B 3m HF-ANT_130829 VERTICAL : RBW:1000.000KHz VBW:3000.000KHz SWT:Auto Detector : Peak Project : 612811 Mode : 7 Plane : X(2)_With accessory Setting : 68
Avg.	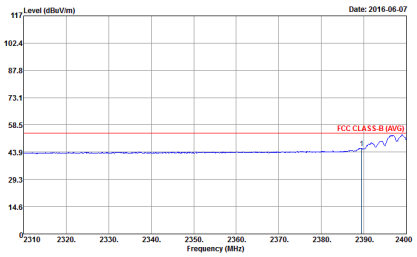 Site : 03CH07-HY Condition : FCC CLASS-B (AVG) 3m HF-ANT_130829 HORIZONTAL : RBW:1000.000KHz VBW:1.000KHz SWT:Auto Detector : Peak Project : 612811 Mode : 7 Plane : X(2)_With accessory Setting : 68	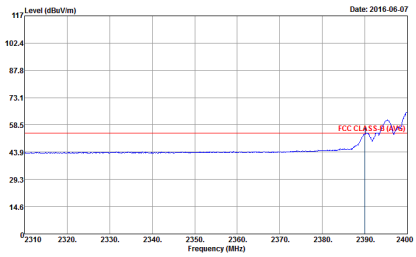 Site : 03CH07-HY Condition : FCC CLASS-B (AVG) 3m HF-ANT_130829 VERTICAL : RBW:1000.000KHz VBW:1.000KHz SWT:Auto Detector : Peak Project : 612811 Mode : 7 Plane : X(2)_With accessory Setting : 68

WIFI	2.4GHz 2400~2483.5MHz Fundamental @ 3m	
ANT	802.11n HT20 CH01 2412MHz	
1+2+3	Horizontal	Vertical
Peak	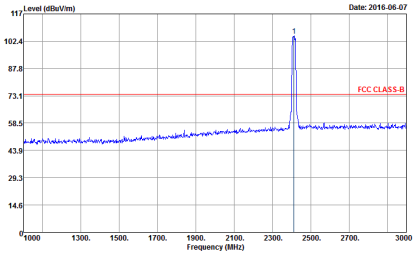 Site : 03CH07-HY Condition : FCC CLASS-B 3m HF-ANT_130829 HORIZONTAL : RBW:1000.000KHz VBW:3000.000KHz SWT:Auto Detector : Peak Project : 612811 Mode : 7 Plane : X(2)_With accessory Setting : 68	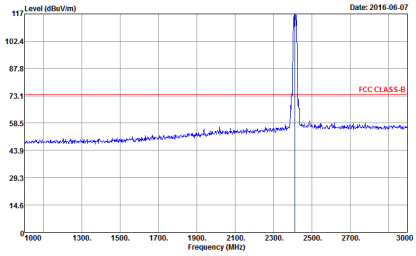 Site : 03CH07-HY Condition : FCC CLASS-B 3m HF-ANT_130829 VERTICAL : RBW:1000.000KHz VBW:3000.000KHz SWT:Auto Detector : Peak Project : 612811 Mode : 7 Plane : X(2)_With accessory Setting : 68
Avg.	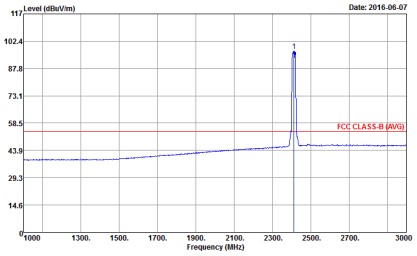 Site : 03CH07-HY Condition : FCC CLASS-B (AVG) 3m HF-ANT_130829 HORIZONTAL : RBW:1000.000KHz VBW:1.000KHz SWT:Auto Detector : Peak Project : 612811 Mode : 7 Plane : X(2)_With accessory Setting : 68	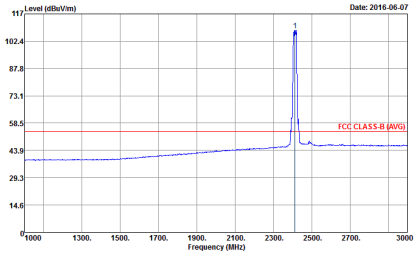 Site : 03CH07-HY Condition : FCC CLASS-B (AVG) 3m HF-ANT_130829 VERTICAL : RBW:1000.000KHz VBW:1.000KHz SWT:Auto Detector : Peak Project : 612811 Mode : 7 Plane : X(2)_With accessory Setting : 68

WIFI	2.4GHz 2400~2483.5MHz Band Edge @ 3m	
ANT	802.11n HT20 CH06 2437MHz - L	
1+2+3	Horizontal	Vertical
Peak	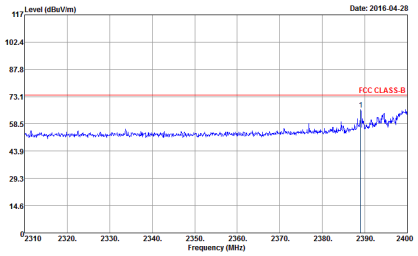 Site : 03CH07-HY Condition : FCC CLASS-B 3m HF-ANT_130829 HORIZONTAL : RBW:1000.000KHz VBW:3000.000KHz SWT:Auto Detector : Peak Project : 612811 Mode : 8 Setting : 101	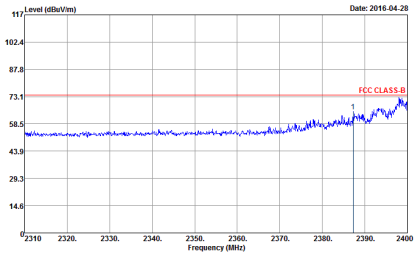 Site : 03CH07-HY Condition : FCC CLASS-B 3m HF-ANT_130829 VERTICAL : RBW:1000.000KHz VBW:3000.000KHz SWT:Auto Detector : Peak Project : 612811 Mode : 8 Setting : 101
Avg.	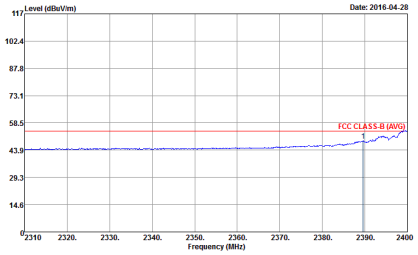 Site : 03CH07-HY Condition : FCC CLASS-B (AVG) 3m HF-ANT_130829 HORIZONTAL : RBW:1000.000KHz VBW:1.000KHz SWT:Auto Detector : Peak Project : 612811 Mode : 8 Setting : 101	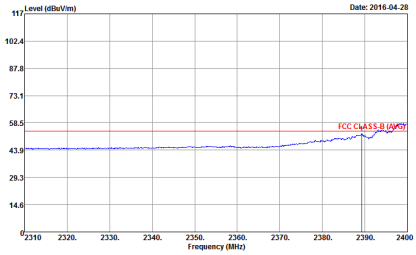 Site : 03CH07-HY Condition : FCC CLASS-B (AVG) 3m HF-ANT_130829 VERTICAL : RBW:1000.000KHz VBW:1.000KHz SWT:Auto Detector : Peak Project : 612811 Mode : 8 Setting : 101

WIFI	2.4GHz 2400~2483.5MHz Band Edge @ 3m	
ANT	802.11n HT20 CH06 2437MHz - R	
1+2+3	Horizontal	Vertical
Peak	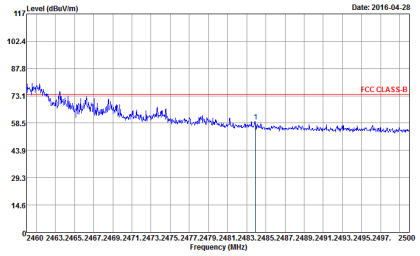 Site : 03CH07-HY Condition : FCC CLASS-B 3m HF-ANT_130829 HORIZONTAL : RBW:1000.000KHz VBW:3000.000KHz SWT:Auto Detector : Peak Project : 612811 Mode : 8 Setting : 101	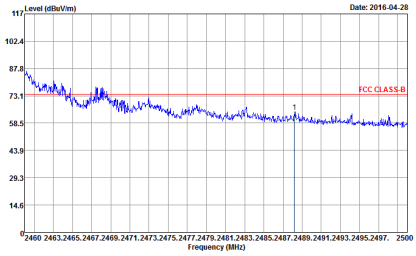 Site : 03CH07-HY Condition : FCC CLASS-B 3m HF-ANT_130829 VERTICAL : RBW:1000.000KHz VBW:3000.000KHz SWT:Auto Detector : Peak Project : 612811 Mode : 8 Setting : 101
Avg.	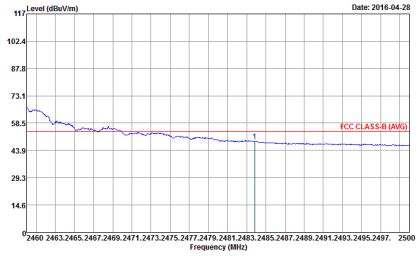 Site : 03CH07-HY Condition : FCC CLASS-B (AVG) 3m HF-ANT_130829 HORIZONTAL : RBW:1000.000KHz VBW:1.000KHz SWT:Auto Detector : Peak Project : 612811 Mode : 8 Setting : 101	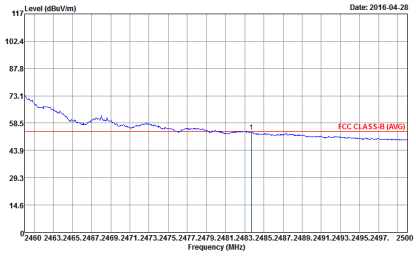 Site : 03CH07-HY Condition : FCC CLASS-B (AVG) 3m HF-ANT_130829 VERTICAL : RBW:1000.000KHz VBW:1.000KHz SWT:Auto Detector : Peak Project : 612811 Mode : 8 Setting : 101

WIFI	2.4GHz 2400~2483.5MHz Fundamental @ 3m	
ANT	802.11n HT20 CH06 2437MHz	
1+2+3	Horizontal	Vertical
Peak	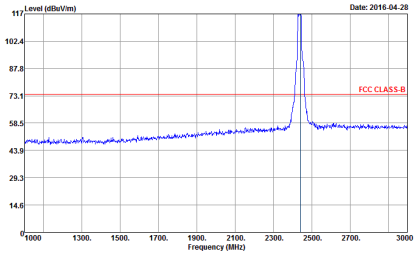 Site : 03CH07-HY Condition : FCC CLASS-B 3m HF-ANT_130829 HORIZONTAL : RBW:1000.000KHz VBW:3000.000KHz SWT:Auto Detector : Peak Project : 612811 Mode : 8 Setting : 101	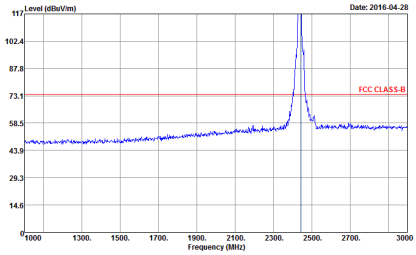 Site : 03CH07-HY Condition : FCC CLASS-B 3m HF-ANT_130829 VERTICAL : RBW:1000.000KHz VBW:3000.000KHz SWT:Auto Detector : Peak Project : 612811 Mode : 8 Setting : 101
Avg.	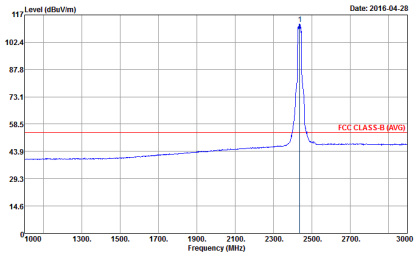 Site : 03CH07-HY Condition : FCC CLASS-B (AVG) 3m HF-ANT_130829 HORIZONTAL : RBW:1000.000KHz VBW:1.000KHz SWT:Auto Detector : Peak Project : 612811 Mode : 8 Setting : 101	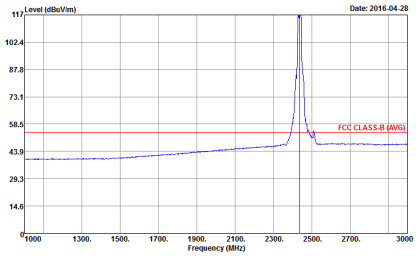 Site : 03CH07-HY Condition : FCC CLASS-B (AVG) 3m HF-ANT_130829 VERTICAL : RBW:1000.000KHz VBW:1.000KHz SWT:Auto Detector : Peak Project : 612811 Mode : 8 Setting : 101

WIFI	2.4GHz 2400~2483.5MHz Band Edge @ 3m	
ANT	802.11n HT20 CH11 2462MHz	
1+2+3	Horizontal	Vertical
Peak	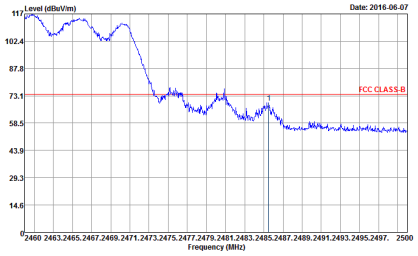 Site : 03CH07-HY Condition : FCC CLASS-B 3m HF-ANT_130829 VERTICAL : RBW:1000.000KHz VBW:3000.000KHz SWT:Auto Detector : Peak Project : 612811 Mode : 9 Plane : X(2)_With accessory Setting : 73	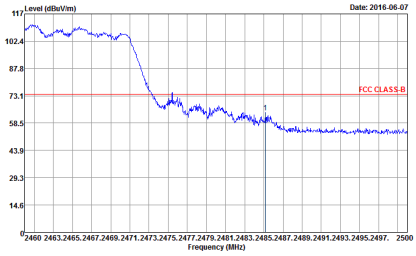 Site : 03CH07-HY Condition : FCC CLASS-B 3m HF-ANT_130829 HORIZONTAL : RBW:1000.000KHz VBW:3000.000KHz SWT:Auto Detector : Peak Project : 612811 Mode : 9 Plane : X(2)_With accessory Setting : 73
Avg.	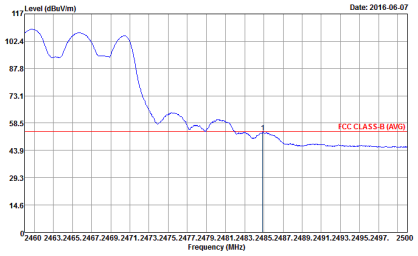 Site : 03CH07-HY Condition : FCC CLASS-B (AVG) 3m HF-ANT_130829 VERTICAL : RBW:1000.000KHz VBW:1.000KHz SWT:Auto Detector : Peak Project : 612811 Mode : 9 Plane : X(2)_With accessory Setting : 73	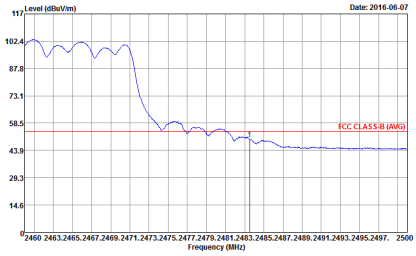 Site : 03CH07-HY Condition : FCC CLASS-B (AVG) 3m HF-ANT_130829 HORIZONTAL : RBW:1000.000KHz VBW:1.000KHz SWT:Auto Detector : Peak Project : 612811 Mode : 9 Plane : X(2)_With accessory Setting : 73

WIFI	2.4GHz 2400~2483.5MHz Fundamental @ 3m	
ANT	802.11n HT20 CH11 2462MHz	
1+2+3	Horizontal	Vertical
Peak	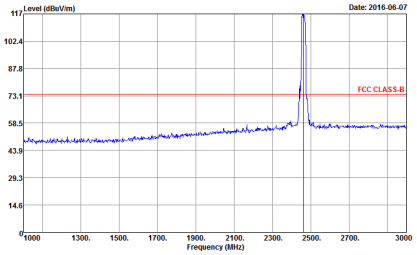 Site : 03CH07-HY Condition : FCC CLASS-B 3m HF-ANT_130829 VERTICAL : RBW:1000.000KHz VBW:3000.000KHz SWT:Auto Detector : Peak Project : 612811 Mode : 9 Plane : X(2)_With accessory Setting : 73	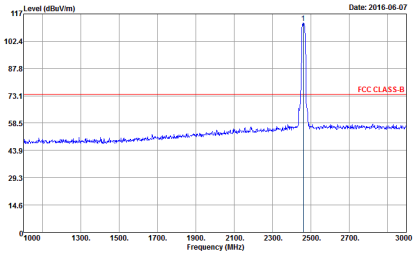 Site : 03CH07-HY Condition : FCC CLASS-B 3m HF-ANT_130829 HORIZONTAL : RBW:1000.000KHz VBW:3000.000KHz SWT:Auto Detector : Peak Project : 612811 Mode : 9 Plane : X(2)_With accessory Setting : 73
Avg.	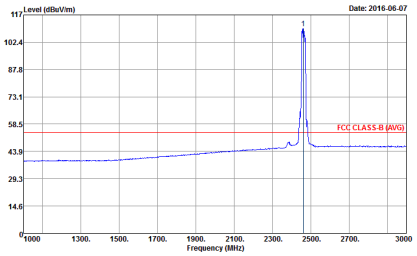 Site : 03CH07-HY Condition : FCC CLASS-B (AVG) 3m HF-ANT_130829 VERTICAL : RBW:1000.000KHz VBW:1.000KHz SWT:Auto Detector : Peak Project : 612811 Mode : 9 Plane : X(2)_With accessory Setting : 73	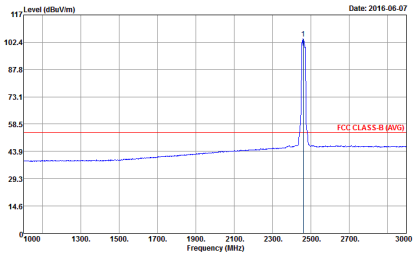 Site : 03CH07-HY Condition : FCC CLASS-B (AVG) 3m HF-ANT_130829 HORIZONTAL : RBW:1000.000KHz VBW:1.000KHz SWT:Auto Detector : Peak Project : 612811 Mode : 9 Plane : X(2)_With accessory Setting : 73

2.4GHz 2400~2483.5MHz

WIFI 802.11n HT40 (Band Edge @ 3m)

WIFI	2.4GHz 2400~2483.5MHz Band Edge @ 3m	
ANT	802.11n HT40 CH03 2422MHz - L	
1+2+3	Horizontal	Vertical
Peak	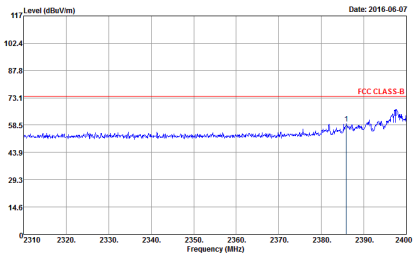 Site : 03CH07-HY Condition : FCC CLASS-B 3m HF-ANT_130829 HORIZONTAL : RBW:1000.000KHz VBW:3000.000KHz SWT:Auto Detector : Peak Project : 612811 Mode : 10 Plane : X(2)_With accessory Setting : 58	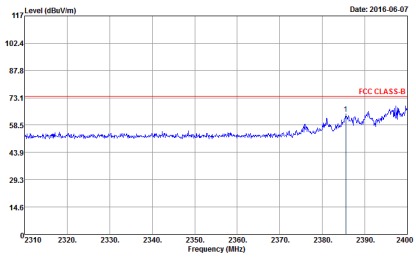 Site : 03CH07-HY Condition : FCC CLASS-B 3m HF-ANT_130829 VERTICAL : RBW:1000.000KHz VBW:3000.000KHz SWT:Auto Detector : Peak Project : 612811 Mode : 10 Plane : X(2)_With accessory Setting : 58
Avg.	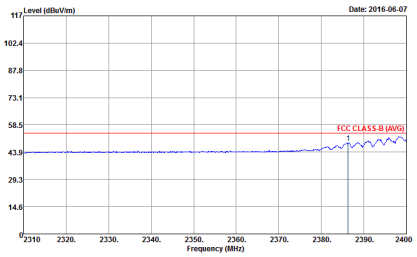 Site : 03CH07-HY Condition : FCC CLASS-B (AVG) 3m HF-ANT_130829 HORIZONTAL : RBW:1000.000KHz VBW:2.000KHz SWT:Auto Detector : Peak Project : 612811 Mode : 10 Plane : X(2)_With accessory Setting : 58	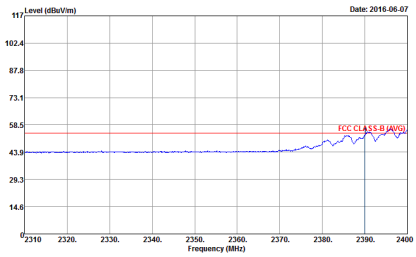 Site : 03CH07-HY Condition : FCC CLASS-B (AVG) 3m HF-ANT_130829 VERTICAL : RBW:1000.000KHz VBW:2.000KHz SWT:Auto Detector : Peak Project : 612811 Mode : 10 Plane : X(2)_With accessory Setting : 58

WIFI	2.4GHz 2400~2483.5MHz Band Edge @ 3m	
ANT	802.11n HT40 CH03 2422MHz - R	
1+2+3	Horizontal	Vertical
Peak	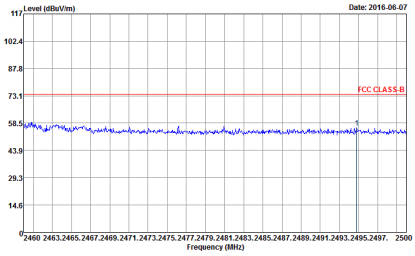 Site : 03CH07-HY Condition : FCC CLASS-B 3m HF-ANT_130829 HORIZONTAL : RBW:1000.000KHz VBW:3000.000KHz SWT:Auto Detector : Peak Project : 612811 Mode : 10 Plane : X(2)_With accessory Setting : 58	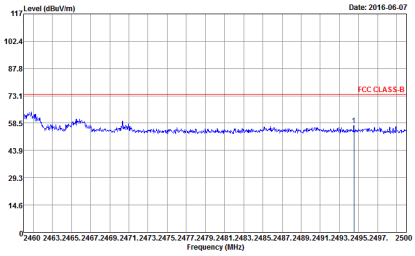 Site : 03CH07-HY Condition : FCC CLASS-B 3m HF-ANT_130829 VERTICAL : RBW:1000.000KHz VBW:3000.000KHz SWT:Auto Detector : Peak Project : 612811 Mode : 10 Plane : X(2)_With accessory Setting : 58
Avg.	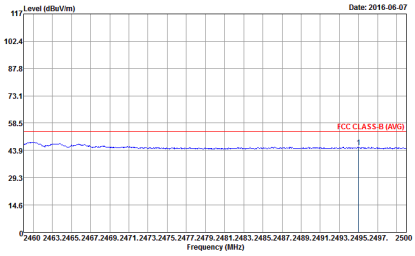 Site : 03CH07-HY Condition : FCC CLASS-B (AVG) 3m HF-ANT_130829 HORIZONTAL : RBW:1000.000KHz VBW:2.000KHz SWT:Auto Detector : Peak Project : 612811 Mode : 10 Plane : X(2)_With accessory Setting : 58	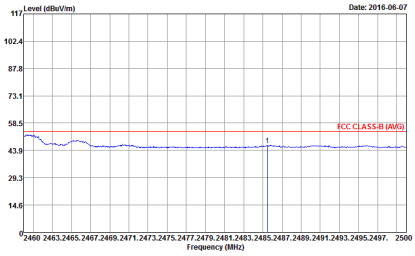 Site : 03CH07-HY Condition : FCC CLASS-B (AVG) 3m HF-ANT_130829 VERTICAL : RBW:1000.000KHz VBW:2.000KHz SWT:Auto Detector : Peak Project : 612811 Mode : 10 Plane : X(2)_With accessory Setting : 58

WIFI	2.4GHz 2400~2483.5MHz Fundamental @ 3m	
ANT	802.11n HT40 CH03 2422MHz	
1+2+3	Horizontal	Vertical
Peak	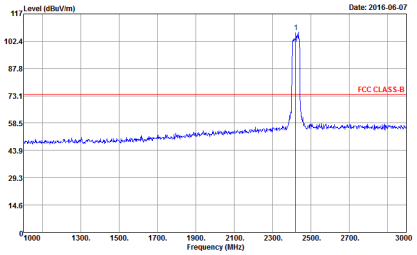 Site : 03CH07-HY Condition : FCC CLASS-B 3m HF-ANT_130829 HORIZONTAL : RBW:1000.000KHz VBW:3000.000KHz SWT:Auto Detector : Peak Project : 612811 Mode : 10 Plane : X(2)_With accessory Setting : 58	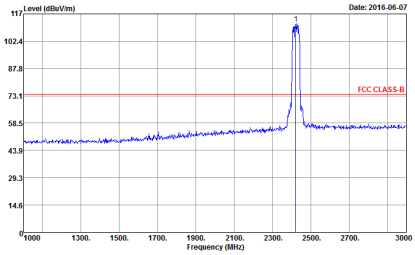 Site : 03CH07-HY Condition : FCC CLASS-B 3m HF-ANT_130829 VERTICAL : RBW:1000.000KHz VBW:3000.000KHz SWT:Auto Detector : Peak Project : 612811 Mode : 10 Plane : X(2)_With accessory Setting : 58
Avg.	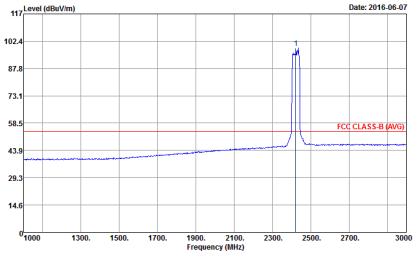 Site : 03CH07-HY Condition : FCC CLASS-B (AVG) 3m HF-ANT_130829 HORIZONTAL : RBW:1000.000KHz VBW:2.000KHz SWT:Auto Detector : Peak Project : 612811 Mode : 10 Plane : X(2)_With accessory Setting : 58	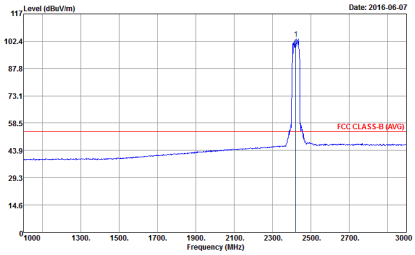 Site : 03CH07-HY Condition : FCC CLASS-B (AVG) 3m HF-ANT_130829 VERTICAL : RBW:1000.000KHz VBW:2.000KHz SWT:Auto Detector : Peak Project : 612811 Mode : 10 Plane : X(2)_With accessory Setting : 58

WIFI	2.4GHz 2400~2483.5MHz Band Edge @ 3m	
ANT	802.11n HT40 CH06 2437MHz - L	
1+2+3	Horizontal	Vertical
Peak	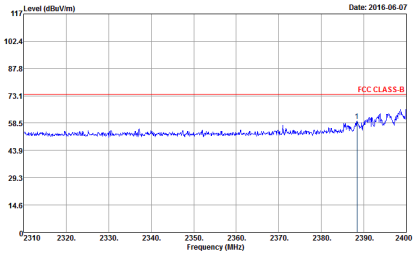 Site : 03CH07-HY Condition : FCC CLASS-B 3m HF-ANT_130829 HORIZONTAL : RBW:1000.000KHz VBW:3000.000KHz SWT:Auto Detector : Peak Project : 612811 Mode : 11 Plane : X(2)_With accessory Setting : 75	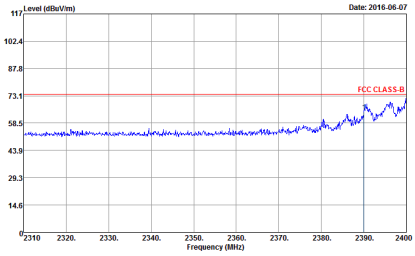 Site : 03CH07-HY Condition : FCC CLASS-B 3m HF-ANT_130829 VERTICAL : RBW:1000.000KHz VBW:3000.000KHz SWT:Auto Detector : Peak Project : 612811 Mode : 11 Plane : X(2)_With accessory Setting : 75
Avg.	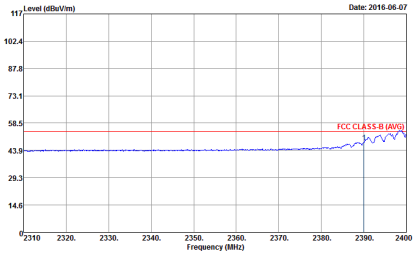 Site : 03CH07-HY Condition : FCC CLASS-B (AVG) 3m HF-ANT_130829 HORIZONTAL : RBW:1000.000KHz VBW:2.000KHz SWT:Auto Detector : Peak Project : 612811 Mode : 11 Plane : X(2)_With accessory Setting : 75	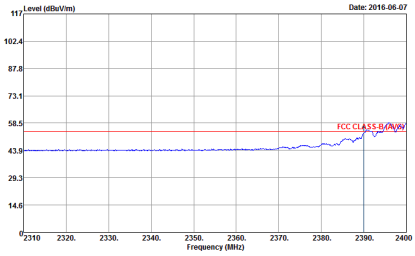 Site : 03CH07-HY Condition : FCC CLASS-B (AVG) 3m HF-ANT_130829 VERTICAL : RBW:1000.000KHz VBW:2.000KHz SWT:Auto Detector : Peak Project : 612811 Mode : 11 Plane : X(2)_With accessory Setting : 75

WIFI	2.4GHz 2400~2483.5MHz Band Edge @ 3m	
ANT	802.11n HT40 CH06 2437MHz - R	
1+2+3	Horizontal	Vertical
Peak	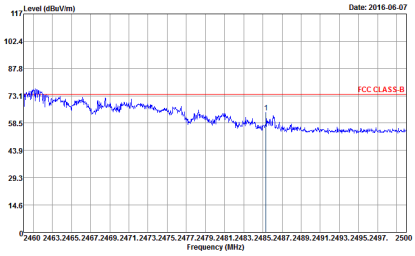 Site : 03CH07-HY Condition : FCC CLASS-B 3m HF-ANT_130829 HORIZONTAL : RBW:1000.000KHz VBW:3000.000KHz SWT:Auto Detector : Peak Project : 612811 Mode : 11 Plane : X(2)_With accessory Setting : 75	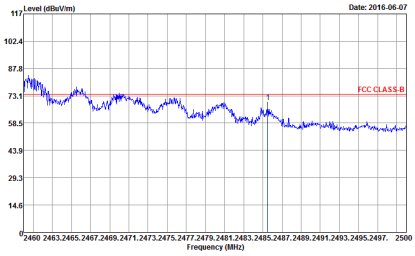 Site : 03CH07-HY Condition : FCC CLASS-B 3m HF-ANT_130829 VERTICAL : RBW:1000.000KHz VBW:3000.000KHz SWT:Auto Detector : Peak Project : 612811 Mode : 11 Plane : X(2)_With accessory Setting : 75
Avg.	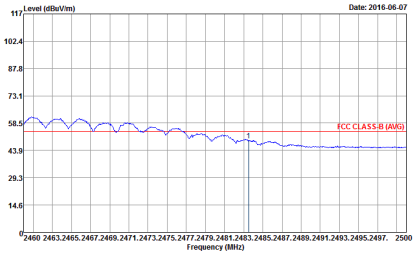 Site : 03CH07-HY Condition : FCC CLASS-B (AVG) 3m HF-ANT_130829 HORIZONTAL : RBW:1000.000KHz VBW:2.000KHz SWT:Auto Detector : Peak Project : 612811 Mode : 11 Plane : X(2)_With accessory Setting : 75	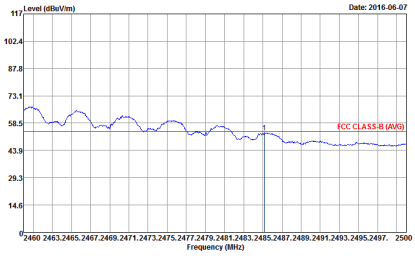 Site : 03CH07-HY Condition : FCC CLASS-B (AVG) 3m HF-ANT_130829 VERTICAL : RBW:1000.000KHz VBW:2.000KHz SWT:Auto Detector : Peak Project : 612811 Mode : 11 Plane : X(2)_With accessory Setting : 75

WIFI	2.4GHz 2400~2483.5MHz Fundamental @ 3m	
ANT	802.11n HT40 CH06 2437MHz	
1+2+3	Horizontal	Vertical
Peak	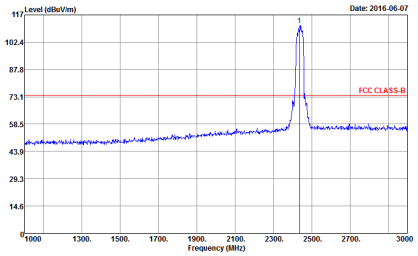 Site : 03CH07-HY Condition : FCC CLASS-B 3m HF-ANT_130829 HORIZONTAL : RBW:1000.000KHz VBW:3000.000KHz SWT:Auto Detector : Peak Project : 612811 Mode : 11 Plane : X(2)_With accessory Setting : 75	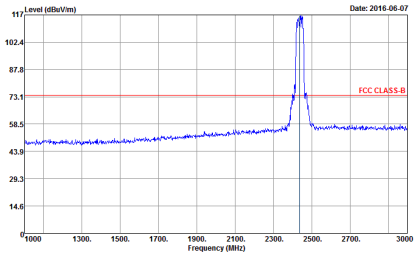 Site : 03CH07-HY Condition : FCC CLASS-B 3m HF-ANT_130829 VERTICAL : RBW:1000.000KHz VBW:3000.000KHz SWT:Auto Detector : Peak Project : 612811 Mode : 11 Plane : X(2)_With accessory Setting : 75
Avg.	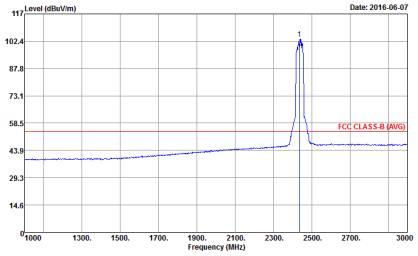 Site : 03CH07-HY Condition : FCC CLASS-B (AVG) 3m HF-ANT_130829 HORIZONTAL : RBW:1000.000KHz VBW:2.000KHz SWT:Auto Detector : Peak Project : 612811 Mode : 11 Plane : X(2)_With accessory Setting : 75	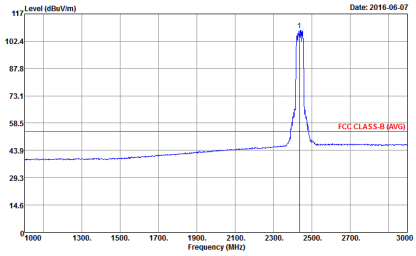 Site : 03CH07-HY Condition : FCC CLASS-B (AVG) 3m HF-ANT_130829 VERTICAL : RBW:1000.000KHz VBW:2.000KHz SWT:Auto Detector : Peak Project : 612811 Mode : 11 Plane : X(2)_With accessory Setting : 75

WIFI	2.4GHz 2400~2483.5MHz Band Edge @ 3m	
ANT	802.11n HT40 CH09 2452MHz - L	
1+2+3	Horizontal	Vertical
Peak	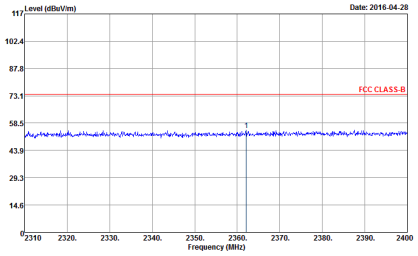 Site : 03CH07-HY Condition : FCC CLASS-B 3m HF-ANT_130829 HORIZONTAL : RBW:1000.000KHz VBW:3000.000KHz SWT:Auto Detector : Peak Project : 612811 Mode : 12 Setting : 58	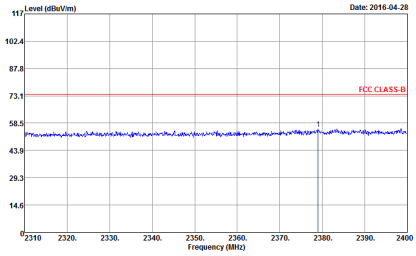 Site : 03CH07-HY Condition : FCC CLASS-B 3m HF-ANT_130829 VERTICAL : RBW:1000.000KHz VBW:3000.000KHz SWT:Auto Detector : Peak Project : 612811 Mode : 12 Setting : 58
Avg.	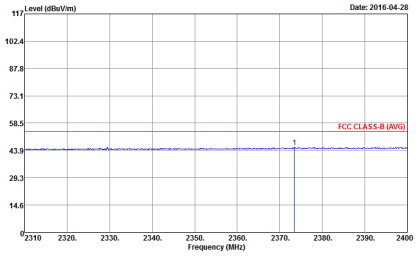 Site : 03CH07-HY Condition : FCC CLASS-B (AVG) 3m HF-ANT_130829 HORIZONTAL : RBW:1000.000KHz VBW:2.000KHz SWT:Auto Detector : Peak Project : 612811 Mode : 12 Setting : 58	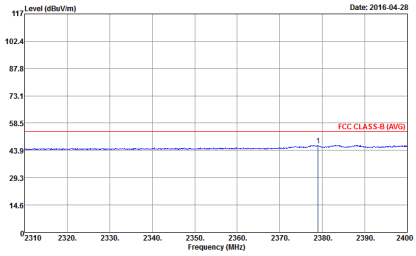 Site : 03CH07-HY Condition : FCC CLASS-B (AVG) 3m HF-ANT_130829 VERTICAL : RBW:1000.000KHz VBW:2.000KHz SWT:Auto Detector : Peak Project : 612811 Mode : 12 Setting : 58

WIFI	2.4GHz 2400~2483.5MHz Band Edge @ 3m	
ANT	802.11n HT40 CH09 2452MHz - R	
1+2+3	Horizontal	Vertical
Peak	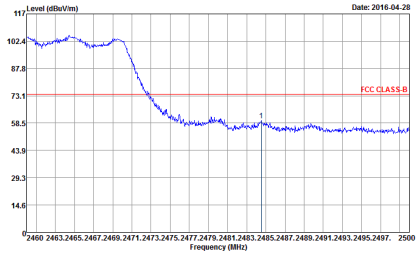 Site : 03CH07-HY Condition : FCC CLASS-B 3m HF-ANT_130829 HORIZONTAL : RBW:1000.000KHz VBW:3000.000KHz SWT:Auto Detector : Peak Project : 612811 Mode : 12 Setting : 58	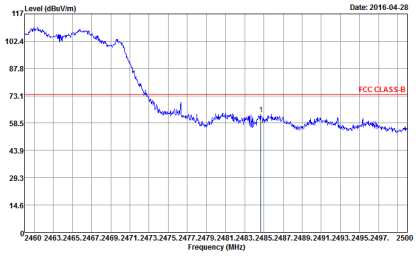 Site : 03CH07-HY Condition : FCC CLASS-B 3m HF-ANT_130829 VERTICAL : RBW:1000.000KHz VBW:3000.000KHz SWT:Auto Detector : Peak Project : 612811 Mode : 12 Setting : 58
Avg.	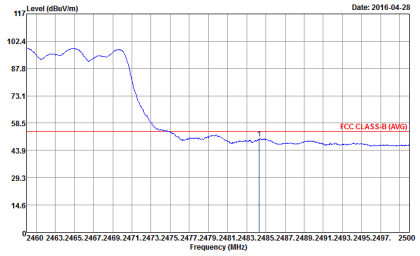 Site : 03CH07-HY Condition : FCC CLASS-B (AVG) 3m HF-ANT_130829 HORIZONTAL : RBW:1000.000KHz VBW:2.000KHz SWT:Auto Detector : Peak Project : 612811 Mode : 12 Setting : 58	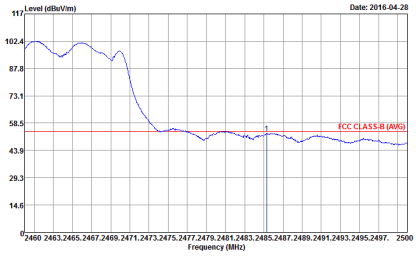 Site : 03CH07-HY Condition : FCC CLASS-B (AVG) 3m HF-ANT_130829 VERTICAL : RBW:1000.000KHz VBW:2.000KHz SWT:Auto Detector : Peak Project : 612811 Mode : 12 Setting : 58

WIFI	2.4GHz 2400~2483.5MHz Fundamental @ 3m	
ANT	802.11n HT40 CH09 2452MHz	
1+2+3	Horizontal	Vertical
Peak	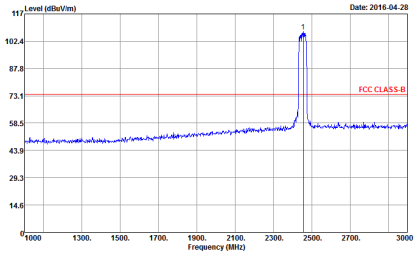 Site : 03CH07-HY Condition : FCC CLASS-B 3m HF-ANT_130829 HORIZONTAL : RBW:1000.000KHz VBW:3000.000KHz SWT:Auto Detector : Peak Project : 612811 Mode : 12 Setting : 58	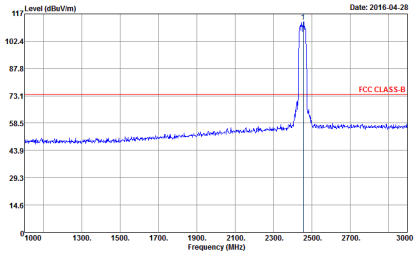 Site : 03CH07-HY Condition : FCC CLASS-B 3m HF-ANT_130829 VERTICAL : RBW:1000.000KHz VBW:3000.000KHz SWT:Auto Detector : Peak Project : 612811 Mode : 12 Setting : 58
Avg.	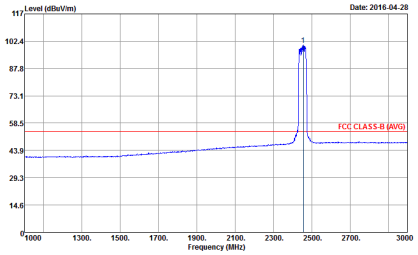 Site : 03CH07-HY Condition : FCC CLASS-B (AVG) 3m HF-ANT_130829 HORIZONTAL : RBW:1000.000KHz VBW:2.000KHz SWT:Auto Detector : Peak Project : 612811 Mode : 12 Setting : 58	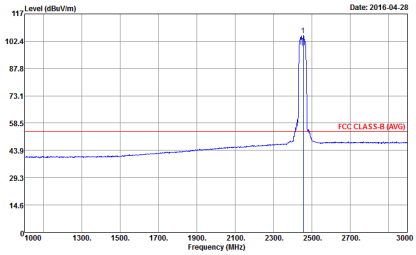 Site : 03CH07-HY Condition : FCC CLASS-B (AVG) 3m HF-ANT_130829 VERTICAL : RBW:1000.000KHz VBW:2.000KHz SWT:Auto Detector : Peak Project : 612811 Mode : 12 Setting : 58

2.4GHz 2400~2483.5MHz

WIFI 802.11b (Harmonic @ 3m)

WIFI	2.4GHz 2400~2483.5MHz Harmonic @ 3m	
ANT	802.11b CH01 2412MHz	
1+2+3	Horizontal	Vertical
Peak Avg.	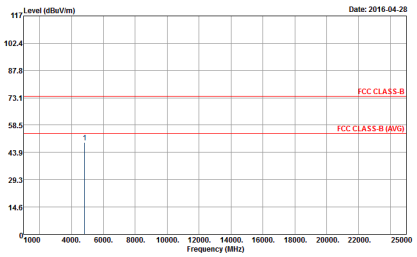 Site : 03CH07-HY Condition : FCC CLASS-B 3m SHF-EHF_131029 HORIZONTAL Detector : Peak Project : 612811 Mode : 1 Setting : 98	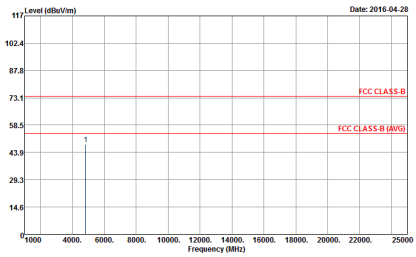 Site : 03CH07-HY Condition : FCC CLASS-B 3m SHF-EHF_131029 VERTICAL Detector : Peak Project : 612811 Mode : 1 Setting : 98

WIFI	2.4GHz 2400~2483.5MHz Harmonic @ 3m	
ANT	802.11b CH06 2437MHz	
1+2+3	Horizontal	Vertical
Peak Avg.	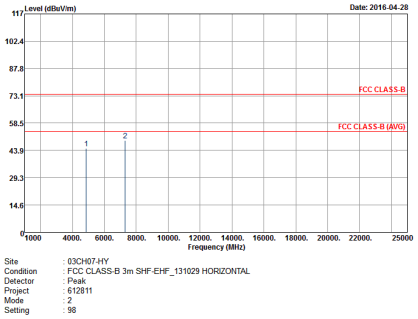	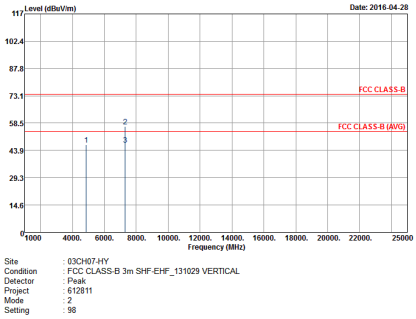

WIFI	2.4GHz 2400~2483.5MHz Harmonic @ 3m	
ANT	802.11b CH11 2462MHz	
1+2+3	Horizontal	Vertical
Peak Avg.	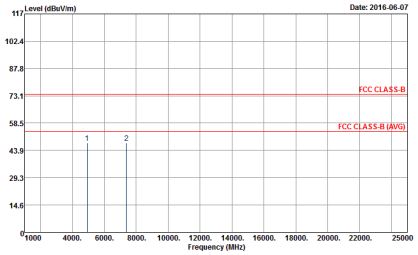 Site : 03CH07-HY Condition : FCC CLASS-B 3m SHF-EHF_131029 HORIZONTAL Detector : Peak Project : 612811 Mode : 3 Plane : X(2)_With accessory Setting : 98	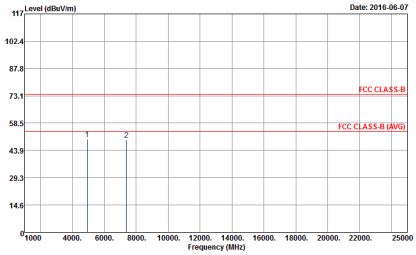 Site : 03CH07-HY Condition : FCC CLASS-B 3m SHF-EHF_131029 VERTICAL Detector : Peak Project : 612811 Mode : 3 Plane : X(2)_With accessory Setting : 98

2.4GHz 2400~2483.5MHz

WIFI 802.11g (Harmonic @ 3m)

WIFI	2.4GHz 2400~2483.5MHz Harmonic @ 3m	
ANT	802.11g CH01 2412MHz	
1+2+3	Horizontal	Vertical
Peak Avg.	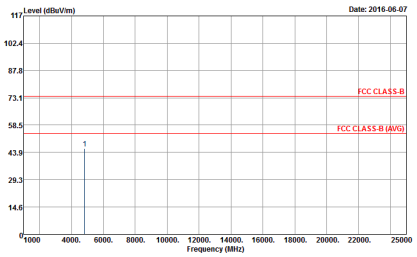 Site : 03CH07-HY Condition : FCC CLASS-B 3m SHF-EHF_131029 HORIZONTAL Detector : Peak Project : 612811 Mode : 4 Plane : X(2)_With accessory Setting : 79	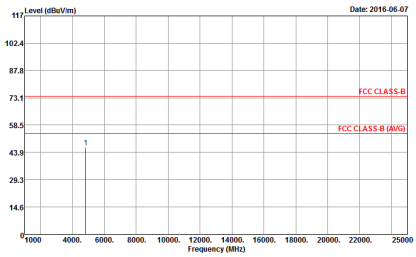 Site : 03CH07-HY Condition : FCC CLASS-B 3m SHF-EHF_131029 VERTICAL Detector : Peak Project : 612811 Mode : 4 Plane : X(2)_With accessory Setting : 79

WIFI	2.4GHz 2400~2483.5MHz Harmonic @ 3m	
ANT	802.11g CH06 2437MHz	
1+2+3	Horizontal	Vertical
Peak Avg.	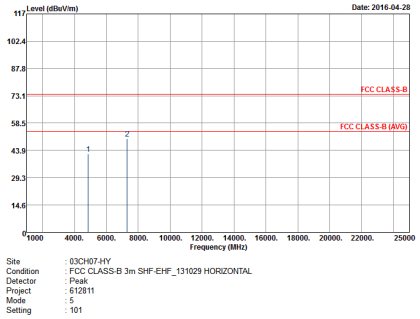	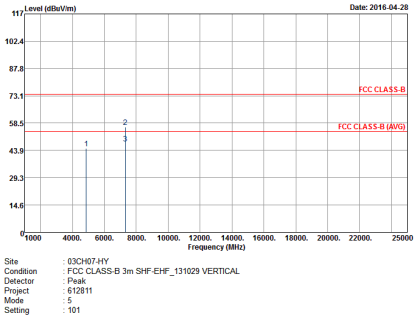

WIFI	2.4GHz 2400~2483.5MHz Harmonic @ 3m	
ANT	802.11g CH11 2462MHz	
1+2+3	Horizontal	Vertical
Peak Avg.	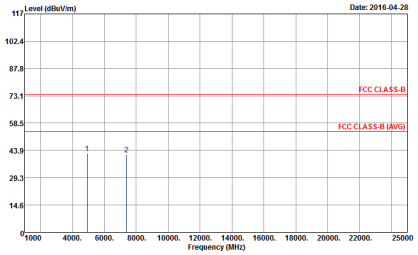 Site : 03CH07-HY Condition : FCC CLASS-B 3m SHF-EHF_131029 HORIZONTAL Detector : Peak Project : 612811 Mode : 6 Setting : 75	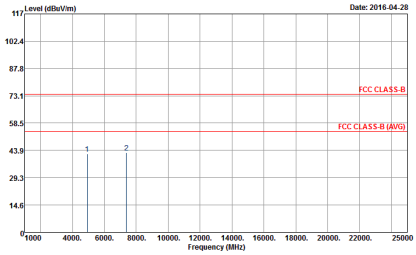 Site : 03CH07-HY Condition : FCC CLASS-B 3m SHF-EHF_131029 VERTICAL Detector : Peak Project : 612811 Mode : 6 Setting : 75

2.4GHz 2400~2483.5MHz

WIFI 802.11n HT20 (Harmonic @ 3m)

WIFI	2.4GHz 2400~2483.5MHz Harmonic @ 3m	
ANT	802.11n HT20 CH01 2412MHz	
1+2+3	Horizontal	Vertical
Peak Avg.	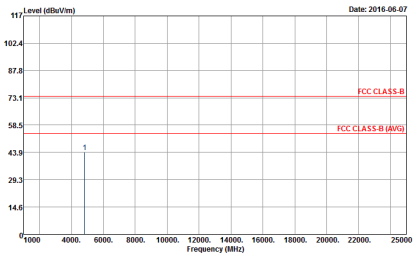 Site : 03CH07-HY Condition : FCC CLASS-B 3m SHF-EHF_131029 HORIZONTAL Detector : Peak Project : 612811 Mode : 7 Plane : X(2)_With accessory Setting : 68	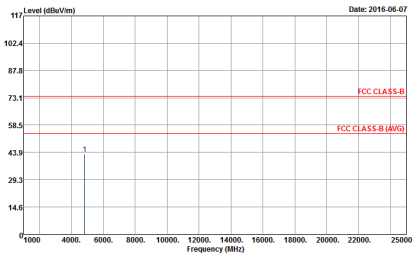 Site : 03CH07-HY Condition : FCC CLASS-B 3m SHF-EHF_131029 VERTICAL Detector : Peak Project : 612811 Mode : 7 Plane : X(2)_With accessory Setting : 68

WIFI	2.4GHz 2400~2483.5MHz Harmonic @ 3m	
ANT	802.11n HT20 CH06 2437MHz	
1+2+3	Horizontal	Vertical
Peak Avg.	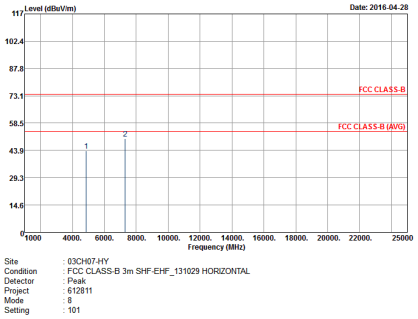	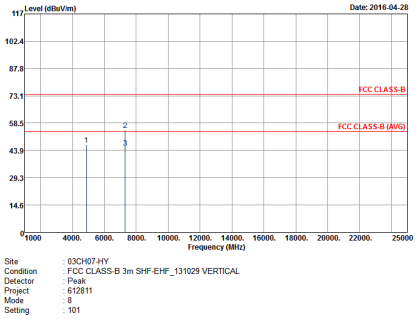

WIFI	2.4GHz 2400~2483.5MHz Harmonic @ 3m	
ANT	802.11n HT20 CH11 2462MHz	
1+2+3	Horizontal	Vertical
Peak Avg.	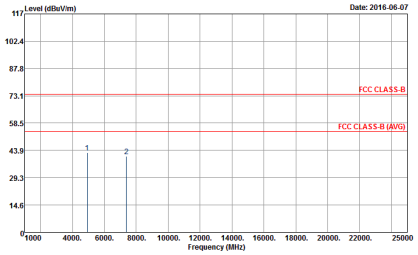 Site : 03CH07-HY Condition : FCC CLASS-B 3m SHF-EHF_131029 HORIZONTAL Detector : Peak Project : 612811 Mode : 9 Plane : X(2)_With accessory Setting : 73	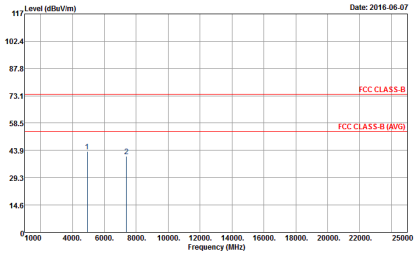 Site : 03CH07-HY Condition : FCC CLASS-B 3m SHF-EHF_131029 VERTICAL Detector : Peak Project : 612811 Mode : 9 Plane : X(2)_With accessory Setting : 73

2.4GHz 2400~2483.5MHz

WIFI 802.11n HT40 (Harmonic @ 3m)

WIFI	2.4GHz 2400~2483.5MHz Harmonic @ 3m	
ANT	802.11n HT40 CH03 2422MHz	
1+2+3	Horizontal	Vertical
Peak Avg.	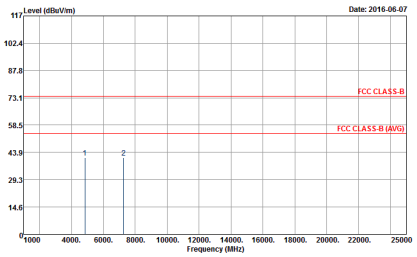 Site : 03CH07-HY Condition : FCC CLASS-B 3m SHF-EHF_131029 HORIZONTAL Detector : Peak Project : 612811 Mode : 10 Plane : X(2)_With accessory Setting : 58	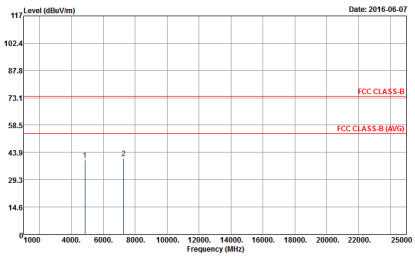 Site : 03CH07-HY Condition : FCC CLASS-B 3m SHF-EHF_131029 VERTICAL Detector : Peak Project : 612811 Mode : 10 Plane : X(2)_With accessory Setting : 58

WIFI	2.4GHz 2400~2483.5MHz Harmonic @ 3m	
ANT	802.11n HT40 CH06 2437MHz	
1+2+3	Horizontal	Vertical
Peak Avg.	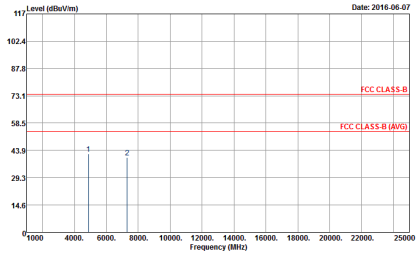 Site : 03CH07-HY Condition : FCC CLASS-B 3m SHF-EHF_131029 HORIZONTAL Detector : Peak Project : 612811 Mode : 11 Plane : X(2)_With accessory Setting : 75	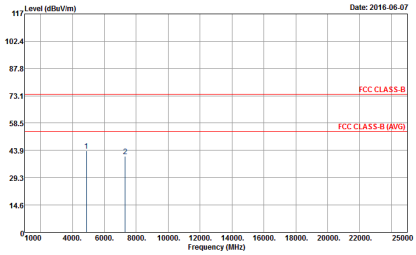 Site : 03CH07-HY Condition : FCC CLASS-B 3m SHF-EHF_131029 VERTICAL Detector : Peak Project : 612811 Mode : 11 Plane : X(2)_With accessory Setting : 75

WIFI	2.4GHz 2400~2483.5MHz Harmonic @ 3m	
ANT	802.11n HT40 CH09 2452MHz	
1+2+3	Horizontal	Vertical
Peak Avg.	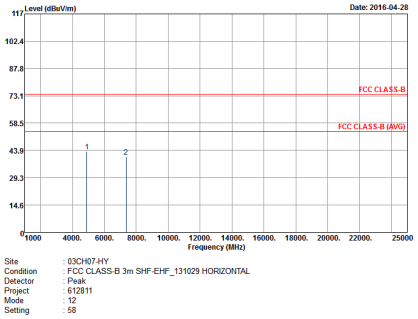	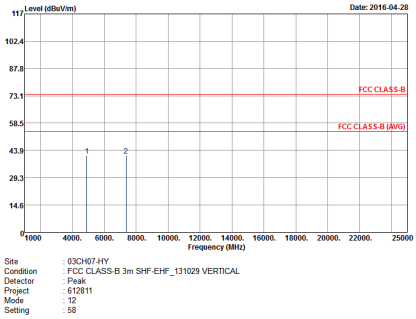

Emission below 1GHz

2.4GHz WIFI 802.11n HT20 (LF)

WIFI	2.4GHz 2400~2483.5MHz	
ANT	802.11n HT20 LF	
1+2+3	Horizontal	Vertical
QP / Peak	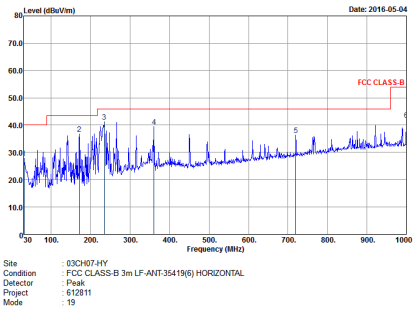	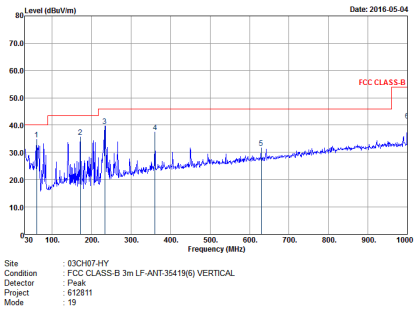

Appendix D. Duty Cycle Plots

Antenna	Band	Duty Cycle(%)	T(us)	1/T(kHz)	VBW Setting
1+2+3	2.4GHz 802.11b for Ant. 1	94.48	12330	0.08	100Hz
1+2+3	2.4GHz 802.11b for Ant. 2	94.48	12330	0.08	100Hz
1+2+3	2.4GHz 802.11b for Ant. 3	94.52	12420	0.08	100Hz
1+2+3	2.4GHz 802.11g for Ant. 1	94.50	2060	0.49	1kHz
1+2+3	2.4GHz 802.11g for Ant. 2	94.50	2060	0.49	1kHz
1+2+3	2.4GHz 802.11g for Ant. 3	95.37	2060	0.49	1kHz
1+2+3	2.4GHz 802.11n HT20 for Ant. 1	95.24	1920	0.52	1kHz
1+2+3	2.4GHz 802.11n HT20 for Ant. 2	94.49	1920	0.52	1kHz
1+2+3	2.4GHz 802.11n HT20 for Ant. 3	94.49	1920	0.52	1kHz
1+2+3	2.4GHz 802.11n HT40 for Ant. 1	90.39	940	1.06	2kHz
1+2+3	2.4GHz 802.11n HT40 for Ant. 2	90.39	940	1.06	2kHz
1+2+3	2.4GHz 802.11n HT40 for Ant. 3	90.48	950	1.05	2kHz
1+2+3	2.4GHz 802.11ac VHT20 for Ant. 1	97.56	1920	0.52	1kHz
1+2+3	2.4GHz 802.11ac VHT20 for Ant. 2	98.37	-	-	10Hz
1+2+3	2.4GHz 802.11ac VHT20 for Ant. 3	98.37	-	-	10Hz
1+2+3	2.4GHz 802.11ac VHT40 for Ant. 1	95.96	950	1.05	3kHz
1+2+3	2.4GHz 802.11ac VHT40 for Ant. 2	95.96	950	1.05	3kHz
1+2+3	2.4GHz 802.11ac VHT40 for Ant. 3	95.96	950	1.05	3kHz

MIMO <Ant. 1+2+3(1)>

802.11b

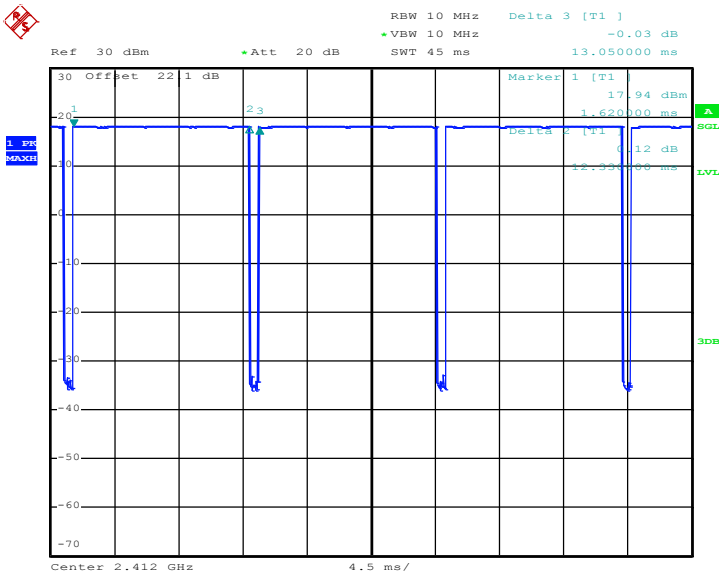

Date: 10.FEB.2016 12:23:18

802.11g

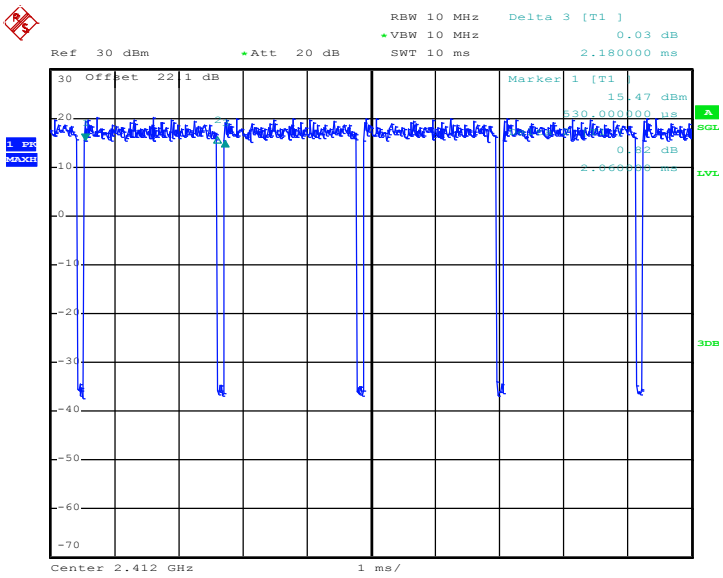

Date: 10.FEB.2016 15:20:19

802.11n HT20

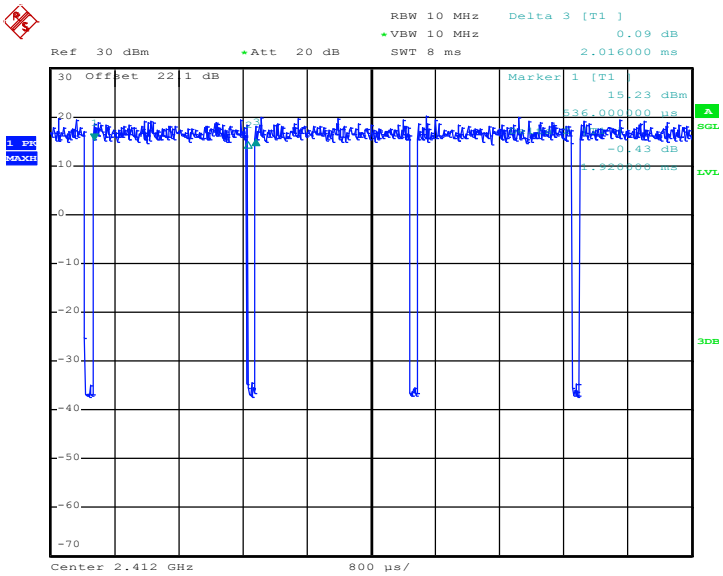

Date: 10.FEB.2016 16:19:21

802.11n HT40

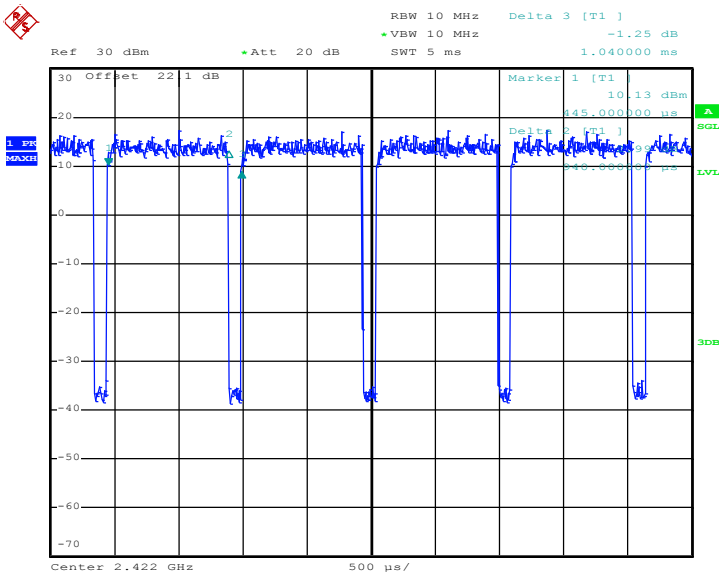

Date: 10.FEB.2016 17:32:37

802.11ac VHT20

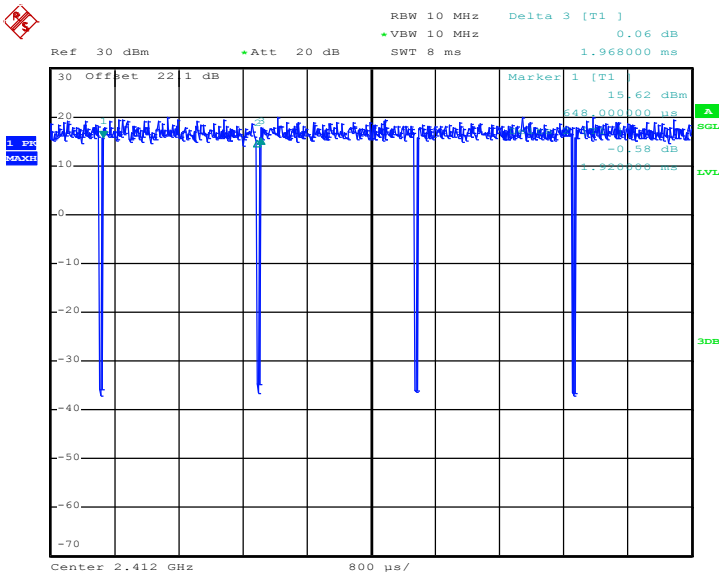

Date: 10.FEB.2016 18:35:00

802.11ac VHT40

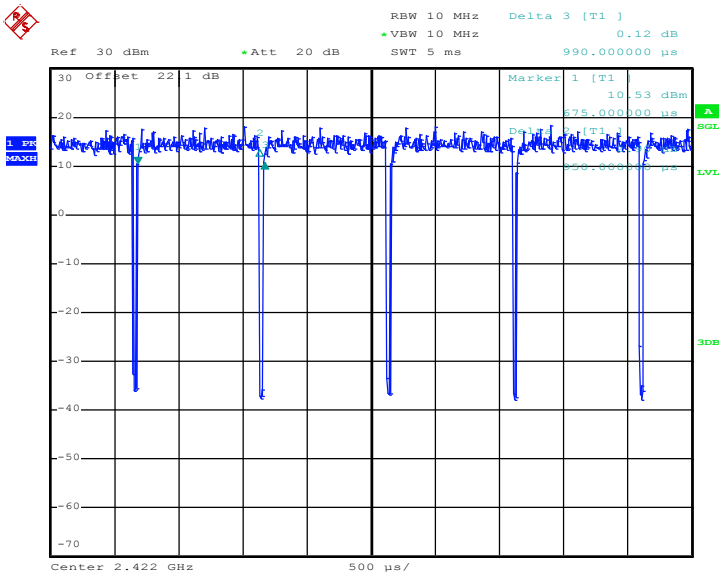

Date: 11.FEB.2016 10:03:43

MIMO <Ant. 1+2+3(2)>

802.11b

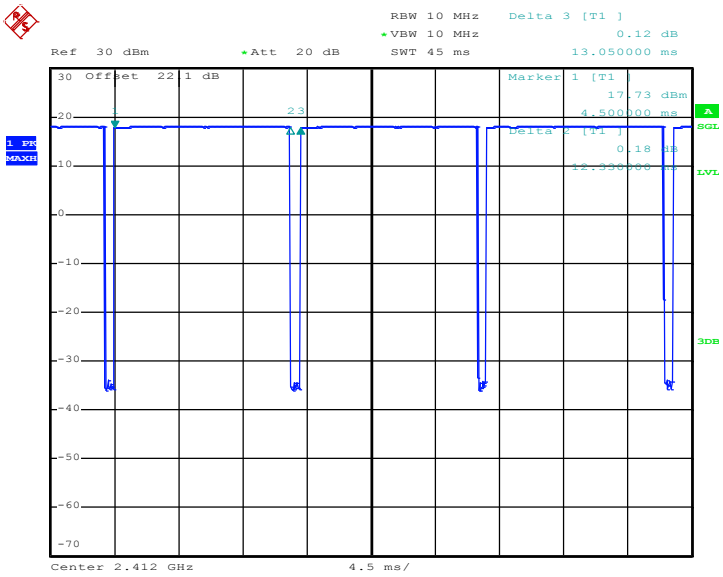

Date: 10.FEB.2016 12:24:17

802.11g

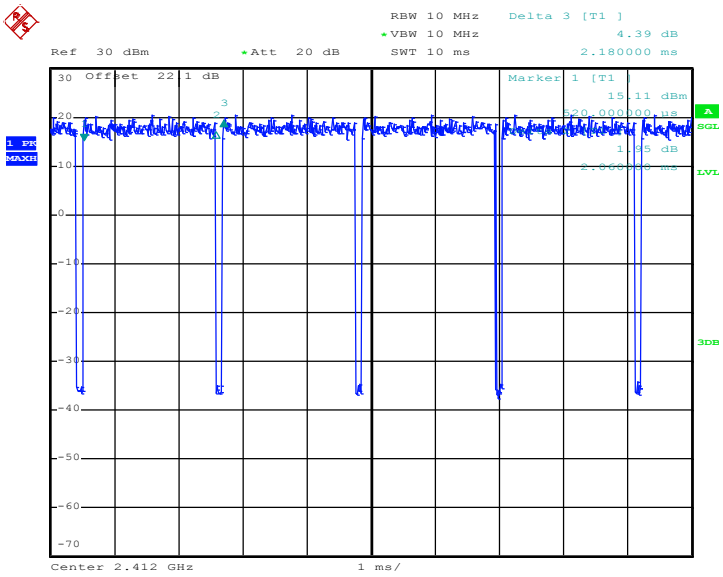

Date: 10.FEB.2016 15:21:18

802.11n HT20

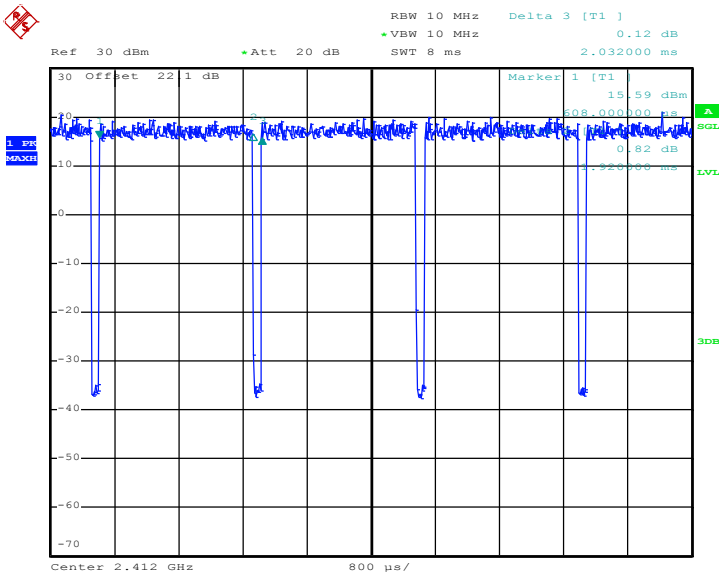

Date: 10.FEB.2016 16:20:34

802.11n HT40

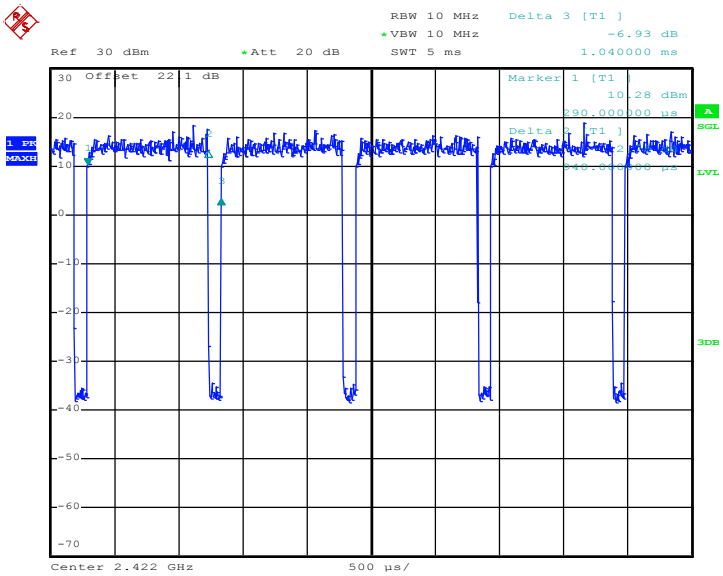

Date: 10.FEB.2016 17:35:47

802.11ac VHT20

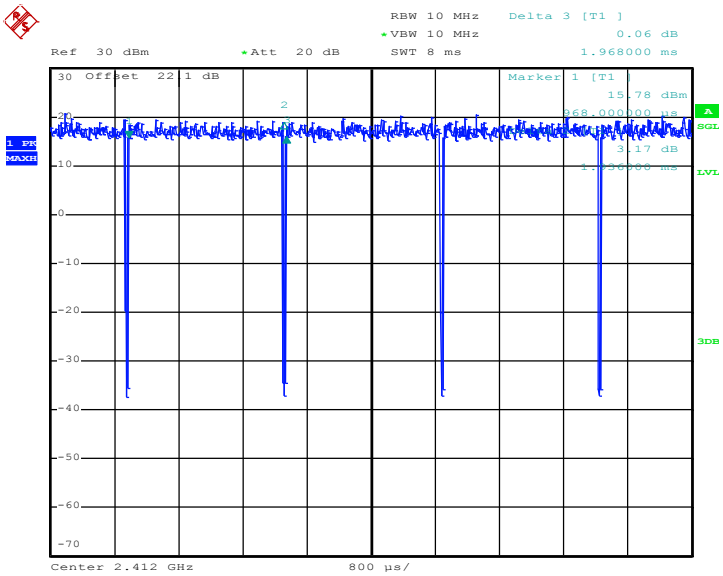

Date: 10.FEB.2016 18:35:58

802.11ac VHT40

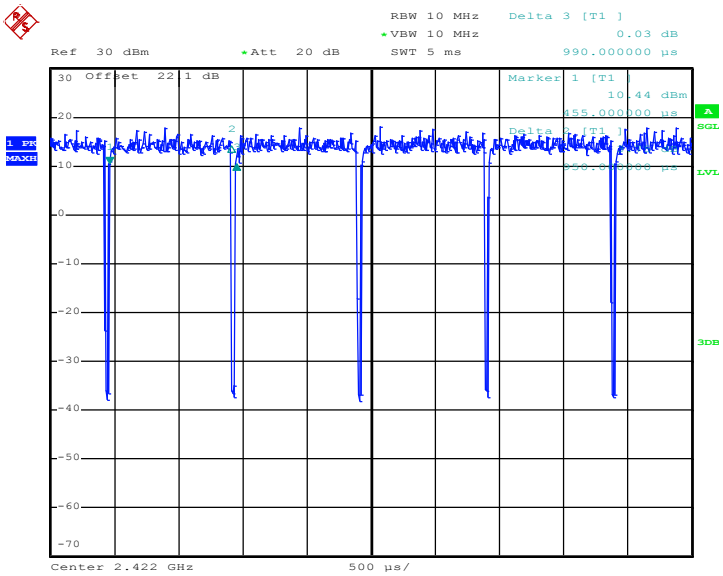

Date: 11.FEB.2016 10:06:17

MIMO <Ant. 1+2+3(3)>

802.11b

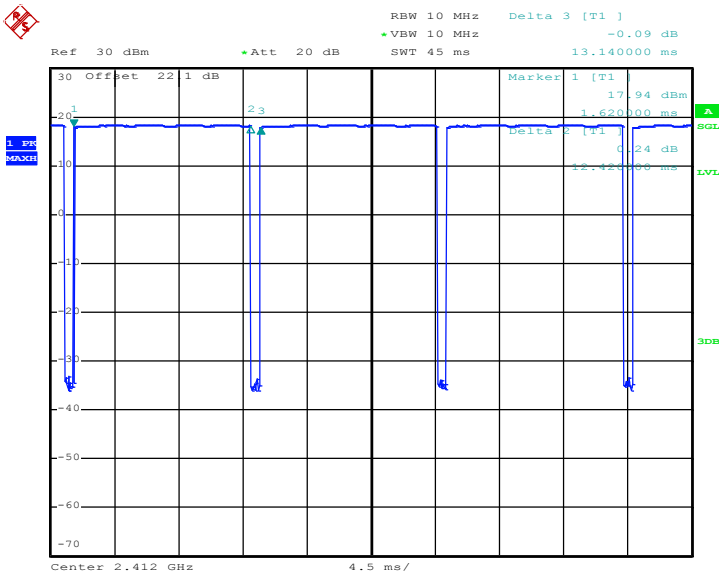

Date: 10.FEB.2016 12:25:38

802.11g

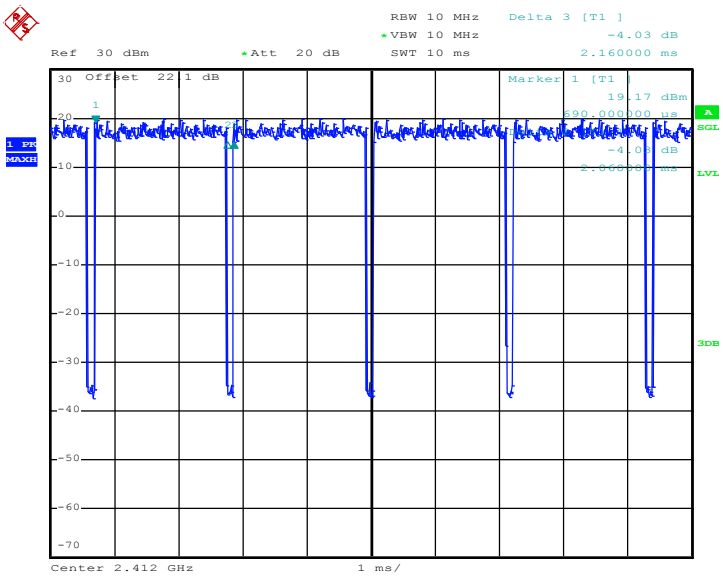

Date: 10.FEB.2016 15:24:56

802.11n HT20

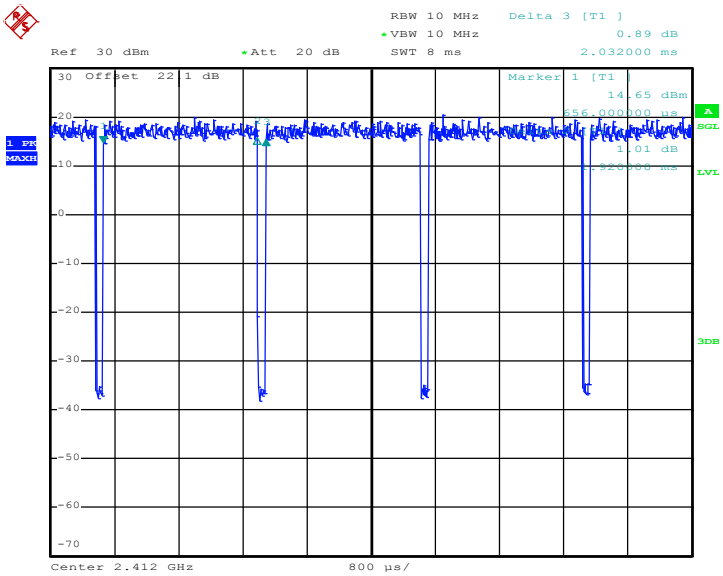

Date: 10.FEB.2016 16:21:38

802.11n HT40

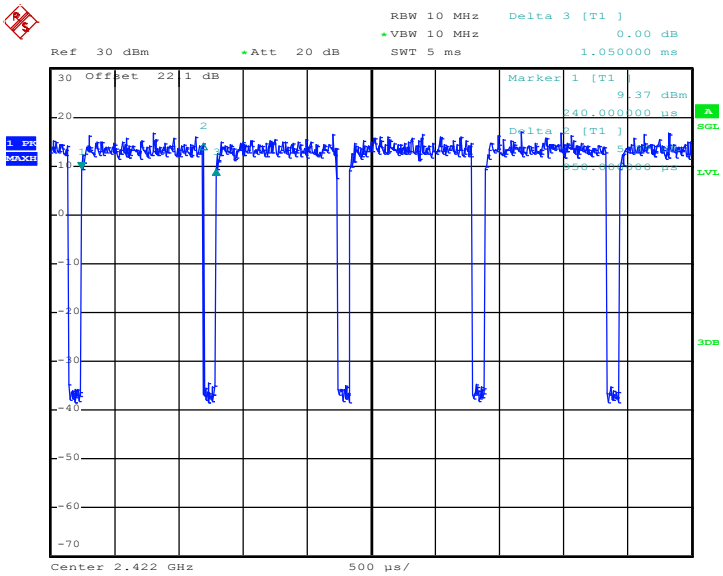

Date: 10.FEB.2016 17:38:50

802.11ac VHT20

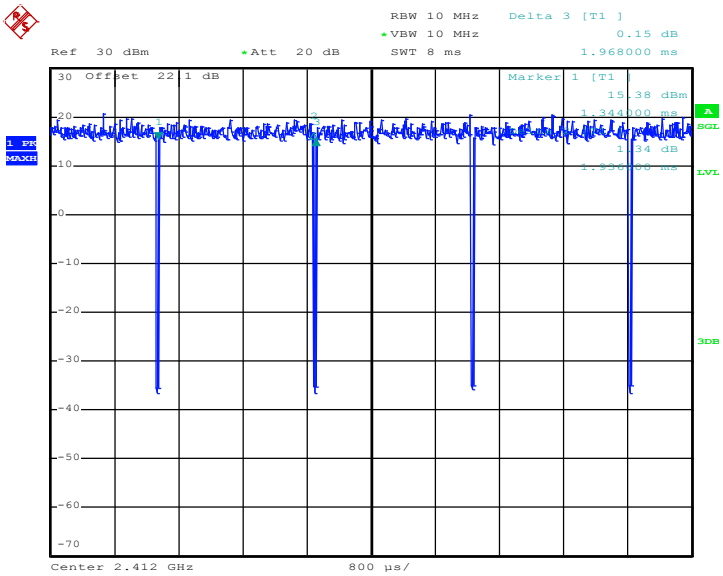

Date: 10.FEB.2016 18:37:17

802.11ac VHT40

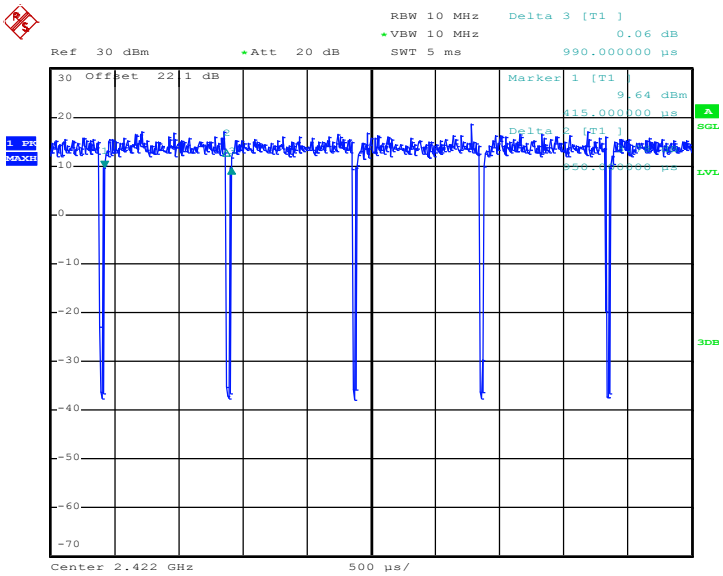

Date: 11.FEB.2016 10:10:51