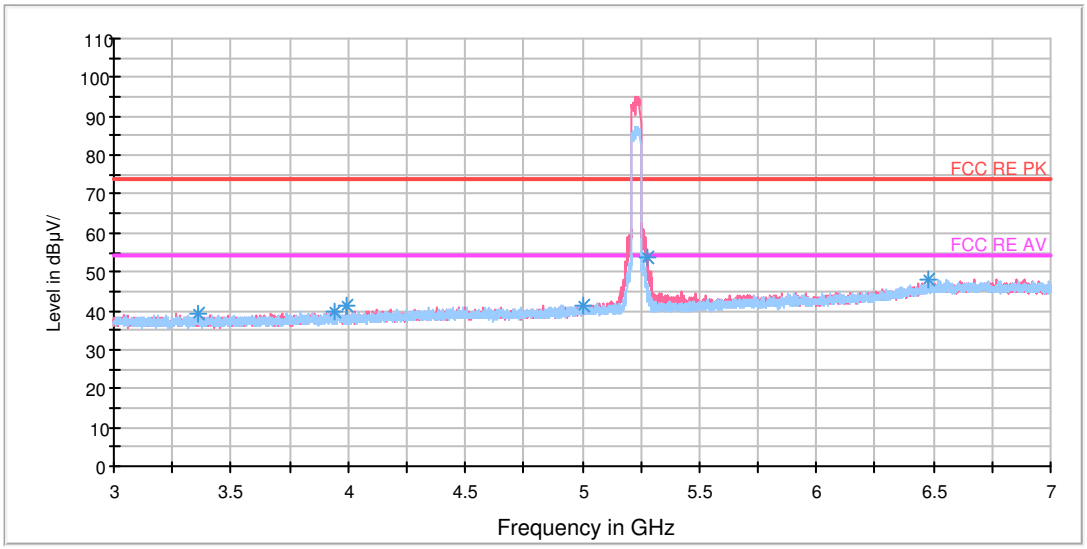

Note: The signal beyond the limit is carrier.
Radiates Emission from 3GHz to 7GHz

Frequency (MHz)	Peak (dBuV/m)	Height (cm)	Polarization	Azimuth (deg)	Reading value (dBuV/m)	Correct Factor (dB)	Margin (dB)	Limit (dBuV/m)
3361.000000	39.4	100.0	V	272.0	40.3	0.9	34.6	74
3945.000000	39.8	100.0	H	2.0	41.0	1.2	34.2	74
3990.500000	41.3	100.0	V	258.0	42.7	1.4	32.7	74
5006.000000	41.4	100.0	V	0.0	44.4	3.0	32.6	74
5278.000000	53.5	100.0	V	244.0	56.8	3.3	20.5	74
6480.500000	48.0	100.0	V	231.0	56.2	8.2	26.0	74

Remark: 1. Correction Factor = Antenna factor+ Insertion loss (cable loss + amplifier gain)

Frequency (MHz)	Average (dBuV/m)	Height (cm)	Polarization	Azimuth (deg)	Reading value (dBuV/m)	Correct Factor (dB)	Margin (dB)	Limit (dBuV/m)
3268.500000	27.2	100.0	V	334.0	28.1	0.9	26.8	54
3958.000000	28.3	100.0	H	168.0	30.3	2.0	25.7	54
4498.500000	29.4	100.0	H	0.0	32.2	2.8	24.6	54
5059.500000	30.5	100.0	V	0.0	34.0	3.5	23.5	54
5278.000000	38.0	100.0	V	244.0	41.3	3.3	16.0	54
6780.000000	35.9	100.0	V	334.0	44.6	8.7	18.1	54

Remark: 1. Correction Factor = Antenna factor+ Insertion loss (cable loss + amplifier gain)

This report shall not be reproduced except in full, without the written approval of TA Technology (Shanghai) Co., Ltd.

RE 7-18GHz PK

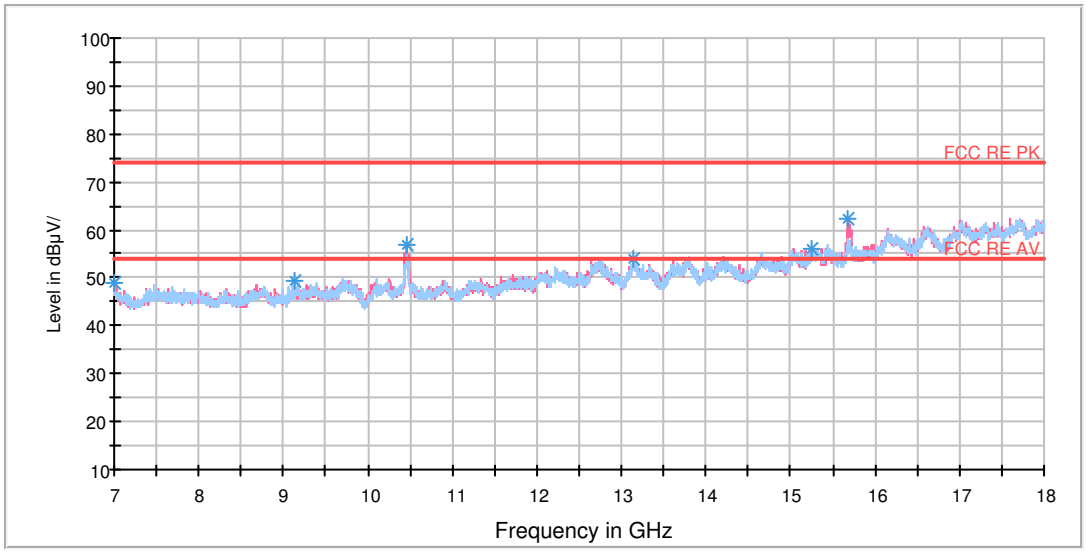

Radiates Emission from 7GHz to 18GHz

Frequency (MHz)	Peak (dBuV/m)	Height (cm)	Polarization	Azimuth (deg)	Reading value (dBuV/m)	Correct Factor (dB)	Margin (dB)	Limit (dBuV/m)
7008.250000	48.8	101.0	H	82.0	57.2	8.4	25.2	74
9136.750000	49.3	101.0	H	200.0	58.3	9.0	24.7	74
10467.750000	57.0	101.0	V	350.0	67.5	10.5	17.0	74
13135.250000	54.0	101.0	H	277.0	69.2	15.2	20.0	74
15239.000000	56.2	101.0	H	147.0	74.5	18.3	17.8	74
15687.250000	62.5	101.0	V	167.0	81.9	19.4	11.5	74

Remark: 1. Correction Factor = Antenna factor+ Insertion loss (cable loss + amplifier gain)

Frequency (MHz)	Average (dBuV/m)	Height (cm)	Polarization	Azimuth (deg)	Reading value (dBuV/m)	Correct Factor (dB)	Margin (dB)	Limit (dBuV/m)
7000.000000	38.3	102.0	V	180.0	46.8	8.5	15.7	54
9587.750000	38.1	102.0	V	180.0	48.0	9.9	15.9	54
10462.250000	47.5	102.0	V	0.0	57.9	10.4	6.5	54
13138.000000	43.2	102.0	V	180.0	58.6	15.4	10.8	54
15338.000000	45.2	102.0	V	0.0	63.8	18.6	8.8	54
17708.500000	51.9	102.0	V	0.0	76.7	24.8	2.1	54

Remark: 1. Correction Factor = Antenna factor+ Insertion loss (cable loss + amplifier gain)

This report shall not be reproduced except in full, without the written approval of TA Technology (Shanghai) Co., Ltd.

RE 18-26.5GHz PK+AV

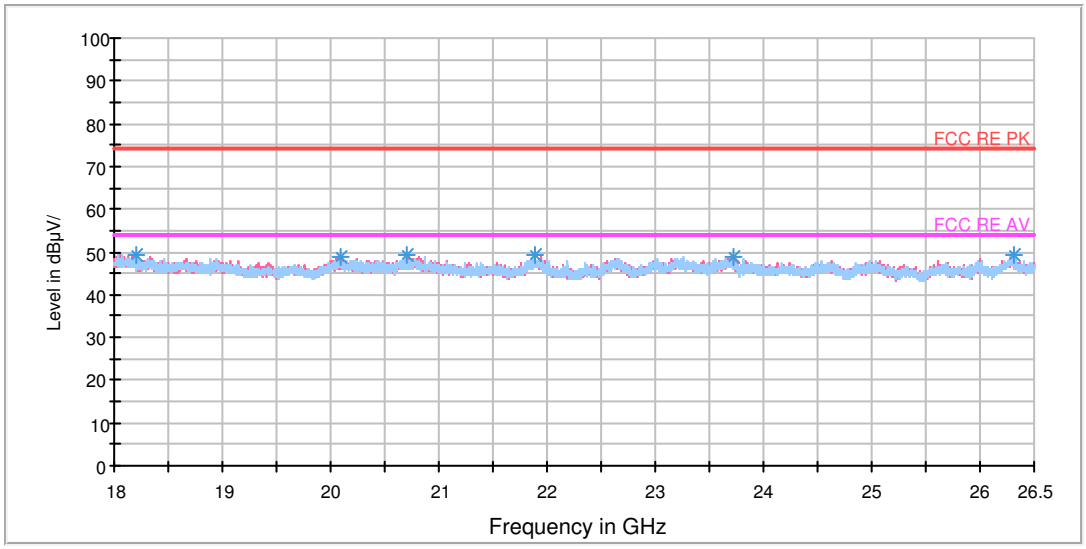

Radiates Emission from 18GHz to 26.5GHz

Frequency (MHz)	Peak (dBuV/m)	Polarization	Azimuth (deg)	Reading value (dBuV/m)	Correct Factor (dB)	Margin (dB)	Limit (dBuV/m)
18199.750000	49.4	V	353.0	52.0	-2.6	24.6	74
20088.875000	48.7	V	157.0	54.4	-5.7	25.3	74
20698.750000	49.1	V	111.0	55.8	-6.7	24.9	74
21883.437500	49.1	V	223.0	57.1	-8.0	24.9	74
23721.562500	48.9	V	0.0	54.8	-5.9	25.1	74
26315.125000	49.3	V	309.0	54.7	-5.4	24.7	74

Remark: 1. Correction Factor = Antenna factor+ Insertion loss (cable loss + amplifier gain)

Frequency (MHz)	Average (dBuV/m)	Polarization	Azimuth (deg)	Reading value (dBuV/m)	Correct Factor (dB)	Margin (dB)	Limit (dBuV/m)
18069.062500	37.2	V	244.0	39.3	-2.1	16.8	54
20101.625000	36.3	H	0.0	42.1	-5.8	17.7	54
20789.062500	36.6	V	266.0	43.5	-6.9	17.4	54
21895.125000	37.0	H	0.0	45.0	-8.0	17.0	54
23699.250000	36.8	V	0.0	42.7	-5.9	17.2	54
26290.687500	36.9	H	95.0	42.3	-5.4	17.1	54

Remark: 1. Correction Factor = Antenna factor+ Insertion loss (cable loss + amplifier gain)

This report shall not be reproduced except in full, without the written approval of TA Technology (Shanghai) Co., Ltd.

Full Spectrum

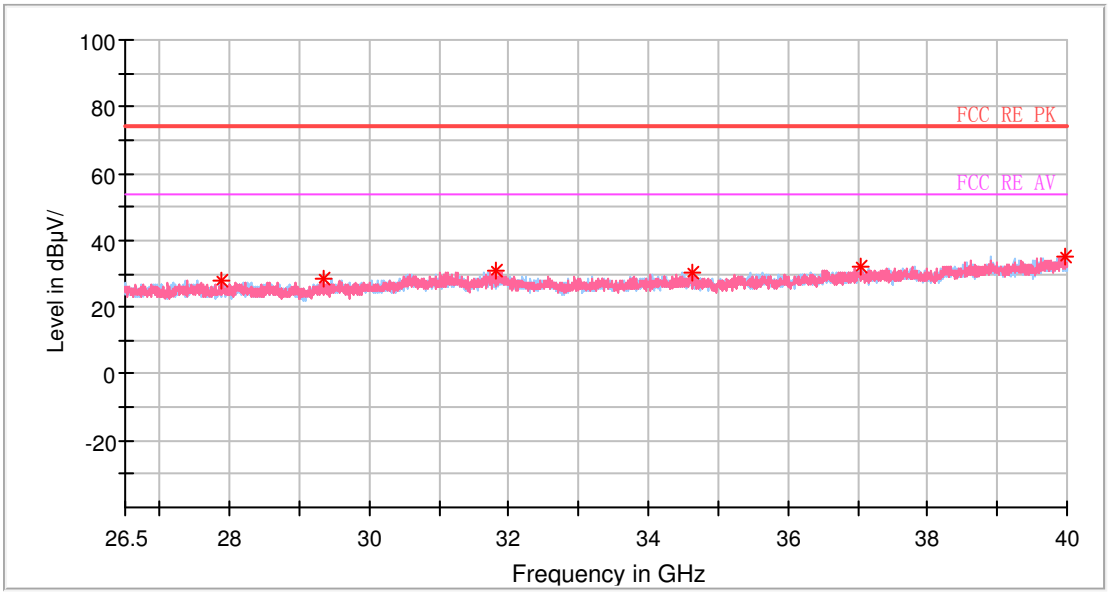

Radiates Emission from 26.5GHz to 40GHz

Frequency (MHz)	Peak (dBuV/m)	Polarization	Azimuth (deg)	Reading value (dBuV/m)	Correct Factor (dB)	Margin (dB)	Limit (dBuV/m)
27877.000000	28.1	V	0.0	44.9	-16.8	45.9	74
29351.875000	28.4	H	0.0	45.5	-17.1	45.6	74
31805.500000	30.8	V	0.0	46.2	-15.4	43.2	74
34633.750000	30.2	H	0.0	46.9	-16.7	43.8	74
37053.625000	32.1	V	0.0	48.7	-16.6	41.9	74
39962.875000	35.3	H	0.0	51.2	-15.9	38.7	74

Remark: 1. Correction Factor = Antenna factor+ Insertion loss (cable loss + amplifier gain)

Frequency (MHz)	Average (dBuV/m)	Polarization	Azimuth (deg)	Reading value (dBuV/m)	Correct Factor (dB)	Margin (dB)	Limit (dBuV/m)
27522.625000	17.8	V	0.0	34.9	-17.1	36.2	54
30273.250000	18.7	V	0.0	35.6	-16.9	35.3	54
31238.500000	20.2	H	0.0	36.3	-16.1	33.8	54
34502.125000	19.8	H	0.0	36.4	-16.6	34.2	54
37006.375000	21.6	V	0.0	38.2	-16.6	32.4	54
39861.625000	25.2	H	0.0	41.1	-15.9	28.8	54

Remark: 1. Correction Factor = Antenna factor+ Insertion loss (cable loss + amplifier gain)

This report shall not be reproduced except in full, without the written approval of TA Technology (Shanghai) Co., Ltd.

802.11ac (HT40) CH54

FCC RE 0.03-1GHz QP Class C

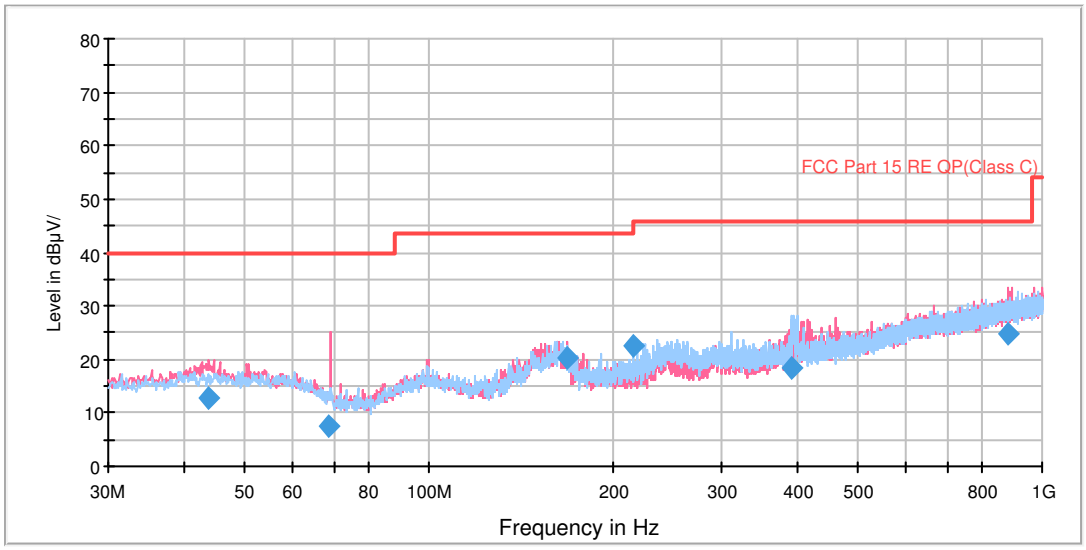

Radiates Emission from 30MHz to 1GHz

Frequency (MHz)	Quasi-Peak (dBuV/m)	Height (cm)	Polarization	Azimuth (deg)	Reading value (dBuV/m)	Correct Factor (dB)	Margin (dB)	Limit (dBuV/m)
43.862500	12.8	100.0	V	0.0	25.9	13.1	27.2	40.0
68.482500	7.4	100.0	V	60.0	16.6	9.2	32.6	40.0
167.982500	20.4	100.0	V	0.0	30.6	10.2	23.1	43.5
215.997500	22.7	125.0	H	304.0	35.4	12.7	20.8	43.5
390.677500	18.5	100.0	H	225.0	36.2	17.7	27.5	46.0
879.310000	24.7	100.0	V	0.0	50.0	25.3	21.3	46.0

Remark: 1. Quasi-Peak = Reading value + Correction factor

2. Correction Factor = Antenna factor+ Insertion loss(cable loss+amplifier gain)

3. Margin = Limit – Quasi-Peak

This report shall not be reproduced except in full, without the written approval of TA Technology (Shanghai) Co., Ltd.

RE 1G-3GHz PK+AV

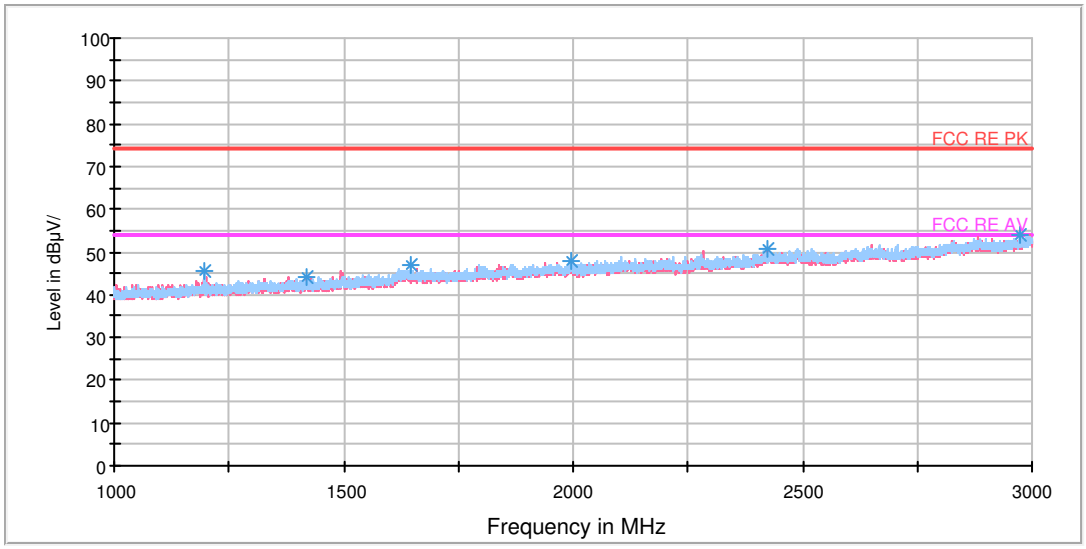

Radiates Emission from 1GHz to 3GHz

Frequency (MHz)	Peak (dBuV/m)	Height (cm)	Polarization	Azimuth (deg)	Reading value (dBuV/m)	Correct Factor (dB)	Margin (dB)	Limit (dBuV/m)
1195.500000	45.5	102.0	V	296.0	53.7	-8.2	28.5	74
1419.500000	44.4	102.0	V	328.0	51.3	-6.9	29.6	74
1646.750000	46.8	102.0	H	0.0	51.8	-5.0	27.2	74
1996.750000	47.7	102.0	H	126.0	51.0	-3.3	26.3	74
2423.250000	50.7	102.0	V	280.0	51.2	-0.5	23.3	74
2971.750000	54.1	102.0	H	174.0	56.3	2.2	19.9	74

Remark: 1. Correction Factor = Antenna factor+ Insertion loss (cable loss + amplifier gain)

Frequency (MHz)	Average (dBuV/m)	Height (cm)	Polarization	Azimuth (deg)	Reading value (dBuV/m)	Correct Factor (dB)	Margin (dB)	Limit (dBuV/m)
1180.000000	32.0	102.0	V	106.0	40.0	-8.0	22.0	54
1295.750000	32.6	102.0	V	34.0	40.4	-7.8	21.4	54
1647.000000	35.7	102.0	V	122.0	40.7	-5.0	18.3	54
1996.000000	36.4	102.0	H	44.0	39.7	-3.3	17.6	54
2487.750000	39.0	102.0	H	257.0	39.1	0.1	15.0	54
2994.750000	45.3	102.0	H	0.0	47.6	2.3	8.7	54

Remark: 1. Correction Factor = Antenna factor+ Insertion loss (cable loss + amplifier gain)

This report shall not be reproduced except in full, without the written approval of TA Technology (Shanghai) Co., Ltd.

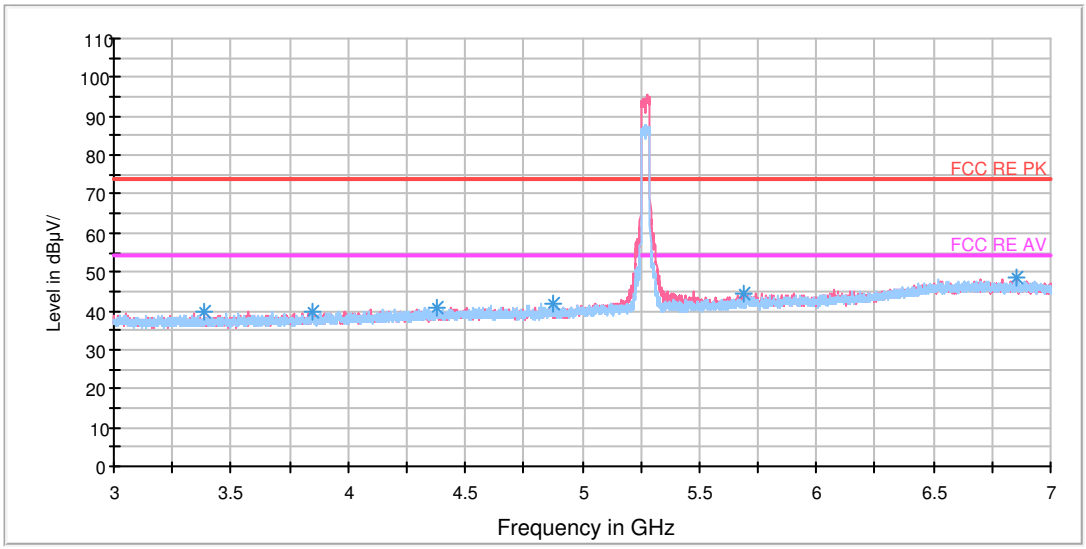

Note: The signal beyond the limit is carrier.
Radiates Emission from 3GHz to 7GHz

Frequency (MHz)	Peak (dBuV/m)	Height (cm)	Polarization	Azimuth (deg)	Reading value (dBuV/m)	Correct Factor (dB)	Margin (dB)	Limit (dBuV/m)
3387.500000	39.6	100.0	V	359.0	40.3	0.7	34.4	74
3850.000000	39.9	100.0	H	129.0	41.6	1.7	34.1	74
4378.500000	40.8	100.0	H	181.0	43.0	2.2	33.2	74
4872.500000	41.6	100.0	H	181.0	44.2	2.6	32.4	74
5685.500000	44.2	100.0	V	226.0	48.6	4.4	29.8	74
6856.000000	48.6	100.0	V	318.0	56.8	8.2	25.4	74

Remark: 1. Correction Factor = Antenna factor+ Insertion loss (cable loss + amplifier gain)

Frequency (MHz)	Average (dBuV/m)	Height (cm)	Polarization	Azimuth (deg)	Reading value (dBuV/m)	Correct Factor (dB)	Margin (dB)	Limit (dBuV/m)
3029.500000	27.3	100.0	V	357.0	28.1	0.8	26.7	54
3960.000000	28.4	100.0	V	172.0	30.7	2.3	25.6	54
4503.500000	29.2	100.0	V	186.0	31.9	2.7	24.8	54
5121.000000	31.5	100.0	V	266.0	35.3	3.8	22.5	54
5700.000000	32.8	100.0	V	212.0	37.5	4.7	21.2	54
6730.000000	36.1	100.0	V	0.0	44.7	8.6	17.9	54

Remark: 1. Correction Factor = Antenna factor+ Insertion loss (cable loss + amplifier gain)

This report shall not be reproduced except in full, without the written approval of TA Technology (Shanghai) Co., Ltd.

RE 7-18GHz PK

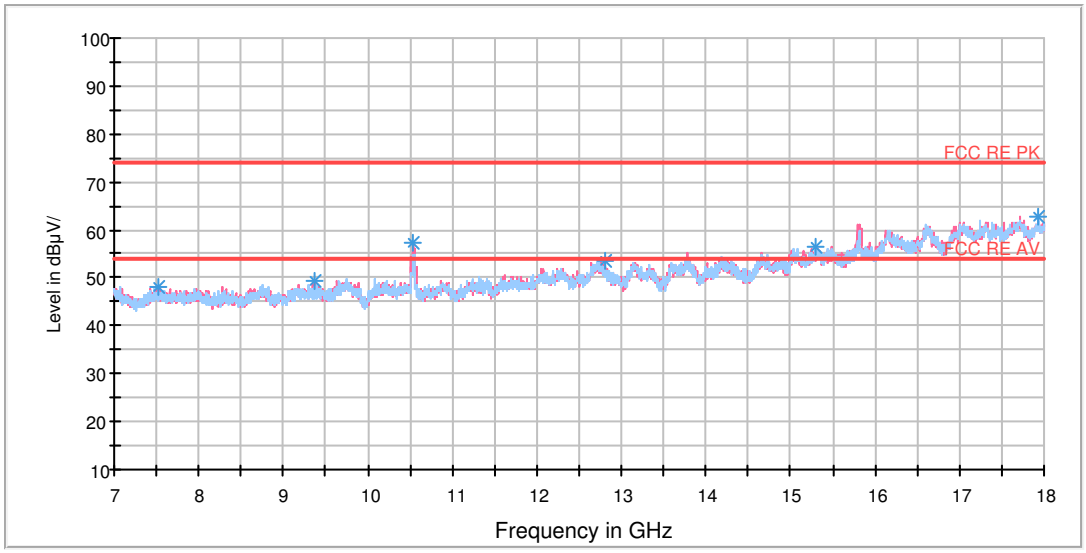

Radiates Emission from 7GHz to 18GHz

Frequency (MHz)	Peak (dBuV/m)	Height (cm)	Polarization	Azimuth (deg)	Reading value (dBuV/m)	Correct Factor (dB)	Margin (dB)	Limit (dBuV/m)
7511.500000	48.0	101.0	V	350.0	55.1	7.1	26.0	74
9362.250000	49.2	101.0	V	342.0	59.0	9.8	24.8	74
10542.000000	57.3	101.0	V	342.0	68.1	10.8	16.7	74
12810.750000	53.4	101.0	H	150.0	67.6	14.2	20.6	74
15294.000000	56.4	101.0	H	334.0	74.6	18.2	17.6	74
17920.250000	62.9	101.0	H	150.0	88.5	25.6	11.1	74

Remark: 1. Correction Factor = Antenna factor+ Insertion loss (cable loss + amplifier gain)

Frequency (MHz)	Average (dBuV/m)	Height (cm)	Polarization	Azimuth (deg)	Reading value (dBuV/m)	Correct Factor (dB)	Margin (dB)	Limit (dBuV/m)
7000.000000	38.3	102.0	V	0.0	46.8	8.5	15.7	54
9587.750000	38.1	102.0	V	180.0	48.0	9.9	15.9	54
10542.000000	47.6	102.0	V	180.0	58.4	10.8	6.4	54
13138.000000	43.2	102.0	V	180.0	58.6	15.4	10.8	54
15338.000000	45.2	102.0	V	0.0	63.8	18.6	8.8	54
17708.500000	51.9	102.0	V	180.0	76.7	24.8	2.1	54

Remark: 1. Correction Factor = Antenna factor+ Insertion loss (cable loss + amplifier gain)

This report shall not be reproduced except in full, without the written approval of TA Technology (Shanghai) Co., Ltd.

RE 18-26.5GHz PK+AV

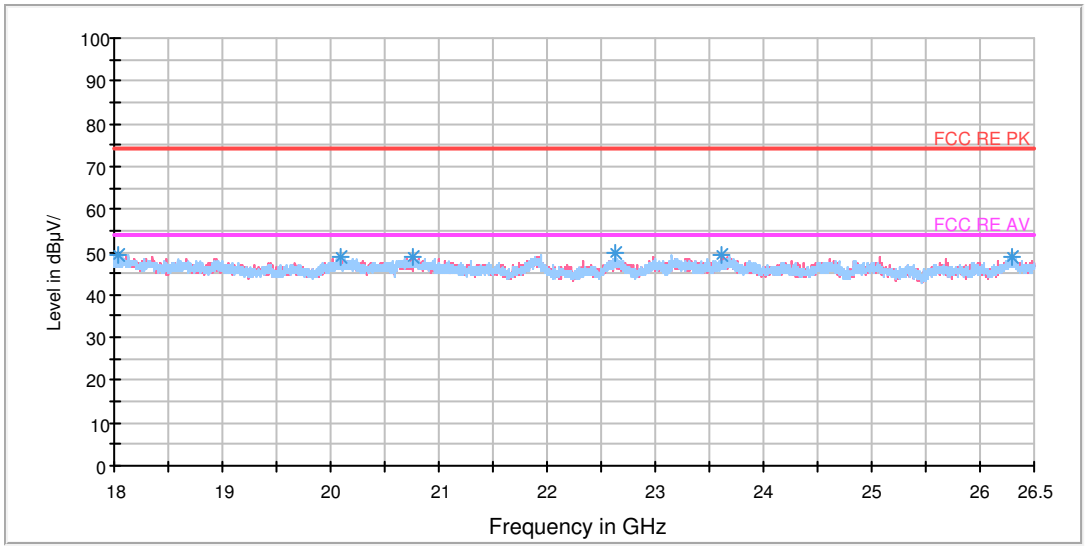

Radiates Emission from 18GHz to 26.5GHz

Frequency (MHz)	Peak (dBuV/m)	Polarization	Azimuth (deg)	Reading value (dBuV/m)	Correct Factor (dB)	Margin (dB)	Limit (dBuV/m)
18030.812500	49.4	V	311.0	51.3	-1.9	24.6	74
20088.875000	49.0	H	0.0	54.7	-5.7	25.0	74
20750.812500	48.6	V	178.0	55.4	-6.8	25.4	74
22631.437500	49.7	H	0.0	56.4	-6.7	24.3	74
23616.375000	49.2	V	0.0	55.1	-5.9	24.8	74
26292.812500	48.8	H	0.0	54.2	-5.4	25.2	74

Remark: 1. Correction Factor = Antenna factor+ Insertion loss (cable loss + amplifier gain)

Frequency (MHz)	Average (dBuV/m)	Polarization	Azimuth (deg)	Reading value (dBuV/m)	Correct Factor (dB)	Margin (dB)	Limit (dBuV/m)
18021.250000	37.2	H	9.0	39.1	-1.9	16.8	54
20051.687500	36.4	H	9.0	42.1	-5.7	17.6	54
20789.062500	36.6	V	200.0	43.5	-6.9	17.4	54
21883.437500	36.9	V	111.0	44.9	-8.0	17.1	54
23700.312500	36.7	V	200.0	42.6	-5.9	17.3	54
26292.812500	36.9	H	0.0	42.3	-5.4	17.1	54

Remark: 1. Correction Factor = Antenna factor+ Insertion loss (cable loss + amplifier gain)

This report shall not be reproduced except in full, without the written approval of TA Technology (Shanghai) Co., Ltd.

Full Spectrum

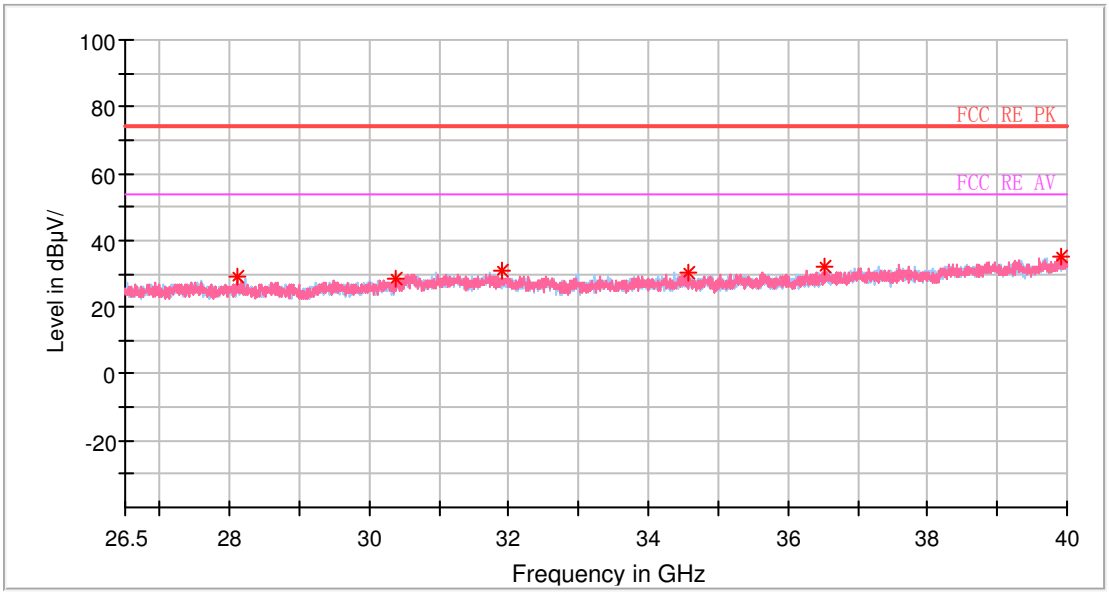

Radiates Emission from 26.5GHz to 40GHz

Frequency (MHz)	Peak (dBuV/m)	Polarization	Azimuth (deg)	Reading value (dBuV/m)	Correct Factor (dB)	Margin (dB)	Limit (dBuV/m)
28103.125000	29.0	V	0.0	45.5	-16.5	45.0	74
30388.000000	28.7	V	0.0	45.3	-16.6	45.3	74
31889.875000	30.7	H	0.0	46.2	-15.5	43.3	74
34569.625000	30.2	H	0.0	46.9	-16.7	43.8	74
36537.250000	32.1	V	0.0	48.7	-16.6	41.9	74
39905.500000	34.8	H	0.0	50.7	-15.9	39.2	74

Remark: 1. Correction Factor = Antenna factor+ Insertion loss (cable loss + amplifier gain)

Frequency (MHz)	Average (dBuV/m)	Polarization	Azimuth (deg)	Reading value (dBuV/m)	Correct Factor (dB)	Margin (dB)	Limit (dBuV/m)
28184.125000	17.7	V	0.0	34.2	-16.5	36.3	54
30290.125000	18.5	V	0.0	35.4	-16.9	35.5	54
30583.750000	20.5	H	0.0	36.9	-16.4	33.5	54
34586.500000	20.3	H	0.0	37.0	-16.7	33.7	54
37013.125000	21.7	V	0.0	38.3	-16.6	32.3	54
39888.625000	24.9	H	0.0	40.8	-15.9	29.1	54

Remark: 1. Correction Factor = Antenna factor+ Insertion loss (cable loss + amplifier gain)

This report shall not be reproduced except in full, without the written approval of TA Technology (Shanghai) Co., Ltd.

802.11ac (HT40) CH62

FCC RE 0.03-1GHz QP Class C

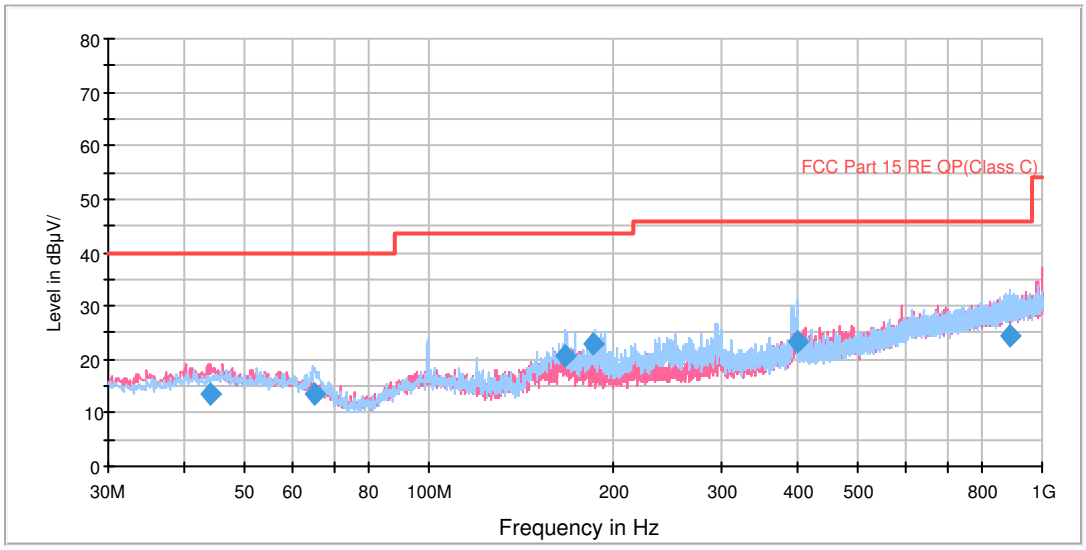

Radiates Emission from 30MHz to 1GHz

Frequency (MHz)	Quasi-Peak (dBuV/m)	Height (cm)	Polarization	Azimuth (deg)	Reading value (dBuV/m)	Correct Factor (dB)	Margin (dB)	Limit (dBuV/m)
44.146250	13.7	100.0	V	233.0	26.8	13.1	26.3	40.0
65.237500	13.4	125.0	H	22.0	23.8	10.4	26.6	40.0
167.295000	20.5	125.0	H	284.0	30.6	10.1	23.0	43.5
185.691250	22.9	114.0	H	109.0	34.1	11.2	20.6	43.5
399.090000	23.2	100.0	H	280.0	41.1	17.9	22.8	46.0
889.183750	24.6	100.0	H	202.0	50.1	25.5	21.4	46.0

Remark: 1. Quasi-Peak = Reading value + Correction factor

2. Correction Factor = Antenna factor+ Insertion loss(cable loss+amplifier gain)

3. Margin = Limit – Quasi-Peak

This report shall not be reproduced except in full, without the written approval of TA Technology (Shanghai) Co., Ltd.

RE 1G-3GHz PK+AV

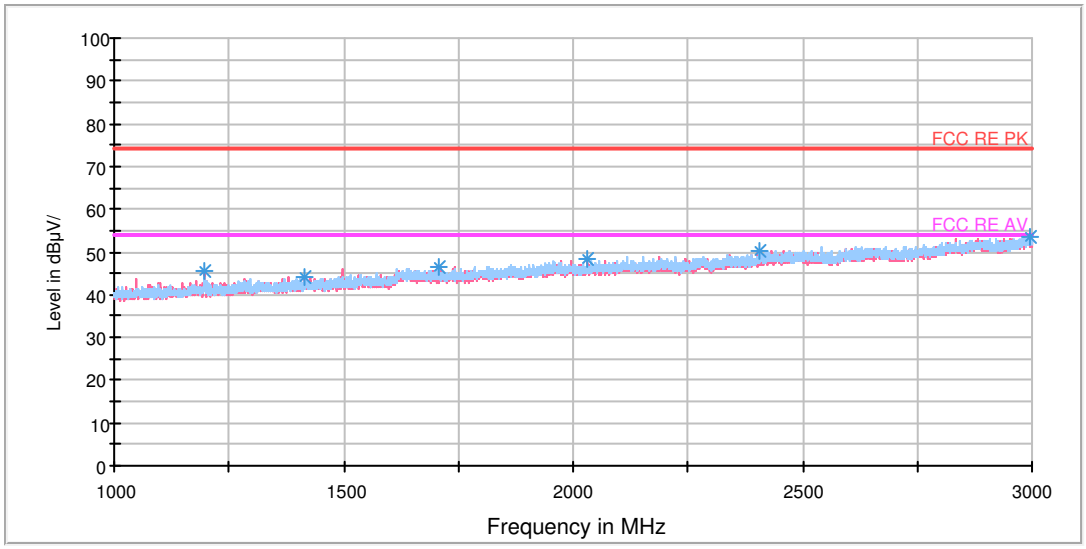

Radiates Emission from 1GHz to 3GHz

Frequency (MHz)	Peak (dBuV/m)	Height (cm)	Polarization	Azimuth (deg)	Reading value (dBuV/m)	Correct Factor (dB)	Margin (dB)	Limit (dBuV/m)
1198.000000	45.7	102.0	V	296.0	53.9	-8.2	28.3	74
1412.750000	44.3	102.0	V	329.0	51.4	-7.1	29.7	74
1705.750000	46.4	102.0	H	97.0	51.3	-4.9	27.6	74
2030.750000	48.5	102.0	V	0.0	51.9	-3.4	25.5	74
2406.000000	50.5	102.0	H	19.0	51.3	-0.8	23.5	74
2994.250000	53.6	102.0	V	234.0	55.9	2.3	20.4	74

Remark: 1. Correction Factor = Antenna factor+ Insertion loss (cable loss + amplifier gain)

Frequency (MHz)	Average (dBuV/m)	Height (cm)	Polarization	Azimuth (deg)	Reading value (dBuV/m)	Correct Factor (dB)	Margin (dB)	Limit (dBuV/m)
1197.750000	32.2	102.0	V	296.0	40.4	-8.2	21.8	54
1319.250000	32.7	102.0	H	0.0	40.1	-7.4	21.3	54
1497.250000	35.2	102.0	V	0.0	41.9	-6.7	18.8	54
1960.000000	36.2	102.0	H	0.0	39.4	-3.2	17.8	54
2490.500000	39.0	102.0	H	242.0	39.3	0.3	15.0	54
2994.750000	45.7	102.0	H	177.0	48.0	2.3	8.3	54

Remark: 1. Correction Factor = Antenna factor+ Insertion loss (cable loss + amplifier gain)

This report shall not be reproduced except in full, without the written approval of TA Technology (Shanghai) Co., Ltd.

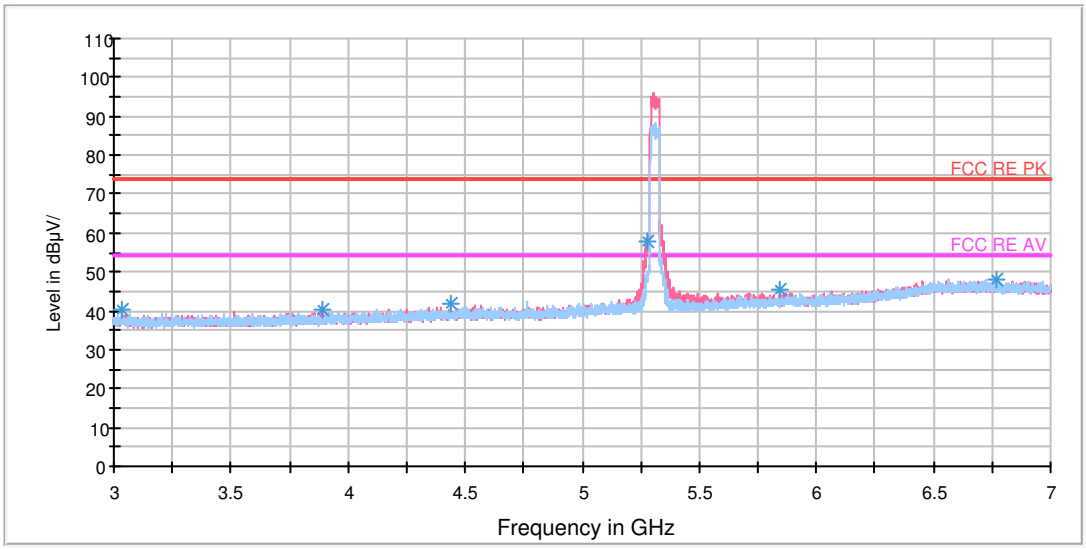

Note: The signal beyond the limit is carrier.
Radiates Emission from 3GHz to 7GHz

Frequency (MHz)	Peak (dBuV/m)	Height (cm)	Polarization	Azimuth (deg)	Reading value (dBuV/m)	Correct Factor (dB)	Margin (dB)	Limit (dBuV/m)
3031.500000	40.2	100.0	H	20.0	41.0	0.8	33.8	74
3890.000000	40.1	100.0	V	266.0	41.1	1.0	33.9	74
4438.000000	41.6	100.0	H	111.0	44.1	2.5	32.4	74
5277.500000	57.7	100.0	V	238.0	61.0	3.3	16.3	74
5841.500000	45.5	100.0	V	210.0	50.0	4.5	28.5	74
6773.000000	48.2	100.0	V	357.0	56.4	8.2	25.8	74

Remark: 1. Correction Factor = Antenna factor+ Insertion loss (cable loss + amplifier gain)

Frequency (MHz)	Average (dBuV/m)	Height (cm)	Polarization	Azimuth (deg)	Reading value (dBuV/m)	Correct Factor (dB)	Margin (dB)	Limit (dBuV/m)
3028.000000	27.3	100.0	V	0.0	28.0	0.7	26.7	54
3960.000000	28.4	100.0	H	0.0	30.7	2.3	25.6	54
4503.500000	29.2	100.0	V	345.0	31.9	2.7	24.8	54
5277.500000	44.0	100.0	V	238.0	47.3	3.3	10.0	54
5675.500000	32.8	100.0	V	238.0	37.3	4.5	21.2	54
6718.500000	36.1	100.0	H	111.0	44.7	8.6	17.9	54

Remark: 1. Correction Factor = Antenna factor+ Insertion loss (cable loss + amplifier gain)

This report shall not be reproduced except in full, without the written approval of TA Technology (Shanghai) Co., Ltd.

RE 7-18GHz PK

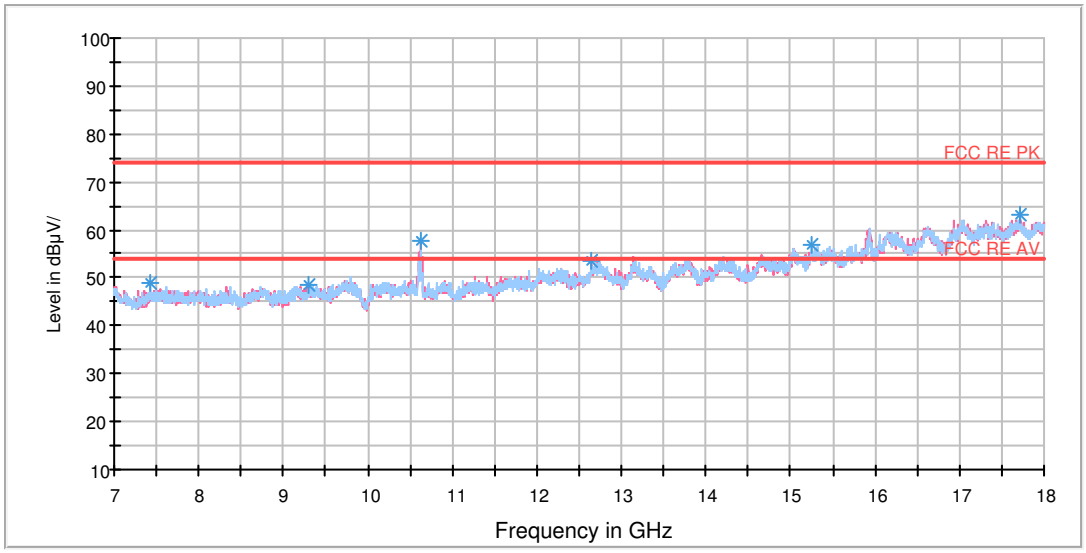

Radiates Emission from 7GHz to 18GHz

Frequency (MHz)	Peak (dBuV/m)	Height (cm)	Polarization	Azimuth (deg)	Reading value (dBuV/m)	Correct Factor (dB)	Margin (dB)	Limit (dBuV/m)
7423.500000	48.8	101.0	H	192.0	55.7	6.9	25.2	74
9304.500000	48.5	101.0	V	116.0	57.8	9.3	25.5	74
10619.000000	57.8	101.0	V	5.0	67.8	10.0	16.2	74
12651.250000	53.6	101.0	V	5.0	68.1	14.5	20.4	74
15261.000000	56.8	101.0	H	149.0	75.3	18.5	17.2	74
17714.000000	63.0	101.0	H	257.0	87.8	24.8	11.0	74

Remark: 1. Correction Factor = Antenna factor+ Insertion loss (cable loss + amplifier gain)

Frequency (MHz)	Average (dBuV/m)	Height (cm)	Polarization	Azimuth (deg)	Reading value (dBuV/m)	Correct Factor (dB)	Margin (dB)	Limit (dBuV/m)
7000.000000	38.3	102.0	V	0.0	46.8	8.5	15.7	54
9587.750000	38.1	102.0	V	0.0	48.0	9.9	15.9	54
10621.750000	47.9	102.0	V	0.0	58.0	10.1	6.1	54
13138.000000	43.3	102.0	V	180.0	58.7	15.4	10.7	54
15338.000000	45.2	102.0	V	180.0	63.8	18.6	8.8	54
17705.750000	51.9	102.0	V	180.0	76.7	24.8	2.1	54

Remark: 1. Correction Factor = Antenna factor+ Insertion loss (cable loss + amplifier gain)

This report shall not be reproduced except in full, without the written approval of TA Technology (Shanghai) Co., Ltd.

RE 18-26.5GHz PK+AV

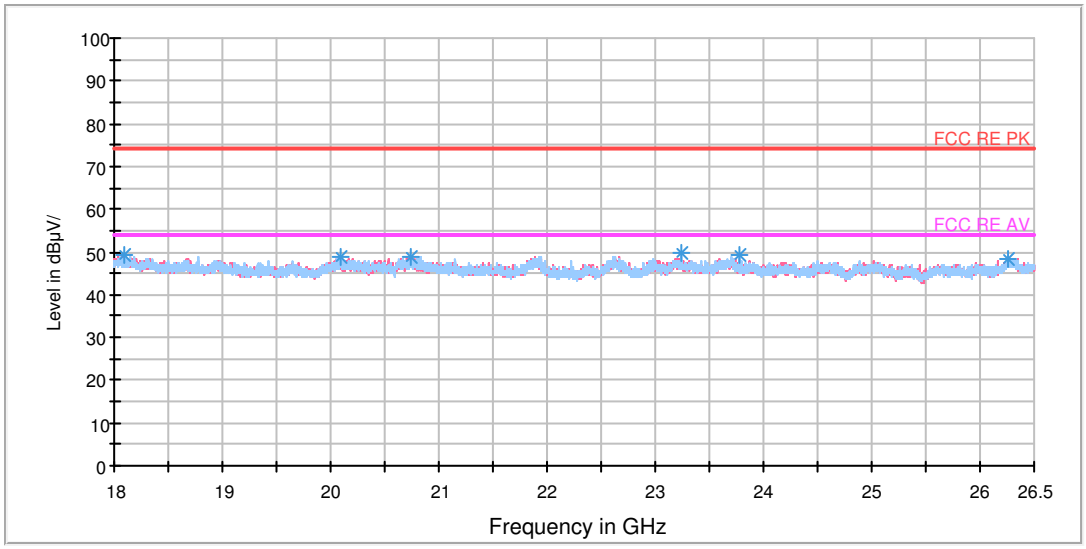

Radiates Emission from 18GHz to 26.5GHz

Frequency (MHz)	Peak (dBuV/m)	Polarization	Azimuth (deg)	Reading value (dBuV/m)	Correct Factor (dB)	Margin (dB)	Limit (dBuV/m)
18100.937500	49.2	V	0.0	51.4	-2.2	24.8	74
20094.187500	49.0	H	94.0	54.8	-5.8	25.0	74
20749.750000	49.0	V	334.0	55.8	-6.8	25.0	74
23242.375000	49.8	H	317.0	55.8	-6.0	24.2	74
23774.687500	49.2	H	7.0	55.1	-5.9	24.8	74
26263.062500	48.4	V	313.0	53.8	-5.4	25.6	74

Remark: 1. Correction Factor = Antenna factor+ Insertion loss (cable loss + amplifier gain)

Frequency (MHz)	Average (dBuV/m)	Polarization	Azimuth (deg)	Reading value (dBuV/m)	Correct Factor (dB)	Margin (dB)	Limit (dBuV/m)
18105.187500	37.1	H	0.0	39.3	-2.2	16.9	54
20098.437500	36.4	V	182.0	42.2	-5.8	17.6	54
20778.437500	36.5	V	226.0	43.4	-6.9	17.5	54
21895.125000	37.0	H	117.0	45.0	-8.0	17.0	54
23667.375000	36.8	V	160.0	42.7	-5.9	17.2	54
26304.500000	36.9	H	138.0	42.3	-5.4	17.1	54

Remark: 1. Correction Factor = Antenna factor+ Insertion loss (cable loss + amplifier gain)

This report shall not be reproduced except in full, without the written approval of TA Technology (Shanghai) Co., Ltd.

Full Spectrum

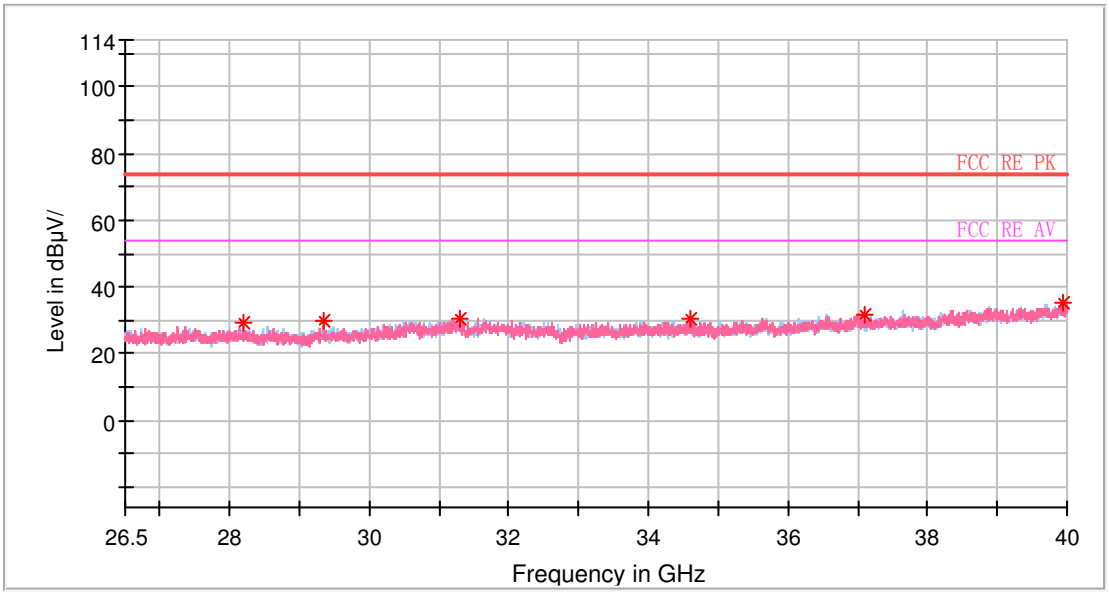

Radiates Emission from 26.5GHz to 40GHz

Frequency (MHz)	Peak (dBuV/m)	Polarization	Azimuth (deg)	Reading value (dBuV/m)	Correct Factor (dB)	Margin (dB)	Limit (dBuV/m)
28184.125000	29.1	H	0.0	45.6	-16.5	44.9	74
29341.750000	29.8	V	0.0	46.9	-17.1	44.2	74
31309.375000	30.5	H	0.0	46.7	-16.2	43.5	74
34600.000000	30.7	V	0.0	47.4	-16.7	43.3	74
37107.625000	31.9	V	0.0	48.5	-16.6	42.1	74
39942.625000	35.5	V	0.0	51.4	-15.9	38.5	74

Remark: 1. Correction Factor = Antenna factor+ Insertion loss (cable loss + amplifier gain)

Frequency (MHz)	Average (dBuV/m)	Polarization	Azimuth (deg)	Reading value (dBuV/m)	Correct Factor (dB)	Margin (dB)	Limit (dBuV/m)
27529.375000	18.3	V	0.0	35.4	-17.1	35.7	54
30175.375000	18.8	H	0.0	35.9	-17.1	35.2	54
30617.500000	20.3	H	0.0	36.7	-16.4	33.7	54
34451.500000	20.1	V	0.0	36.6	-16.5	33.9	54
37013.125000	21.7	H	0.0	38.3	-16.6	32.3	54
39905.500000	25.2	V	0.0	41.1	-15.9	28.8	54

Remark: 1. Correction Factor = Antenna factor+ Insertion loss (cable loss + amplifier gain)

This report shall not be reproduced except in full, without the written approval of TA Technology (Shanghai) Co., Ltd.

802.11ac (HT40) CH102

FCC RE 0.03-1GHz QP Class C

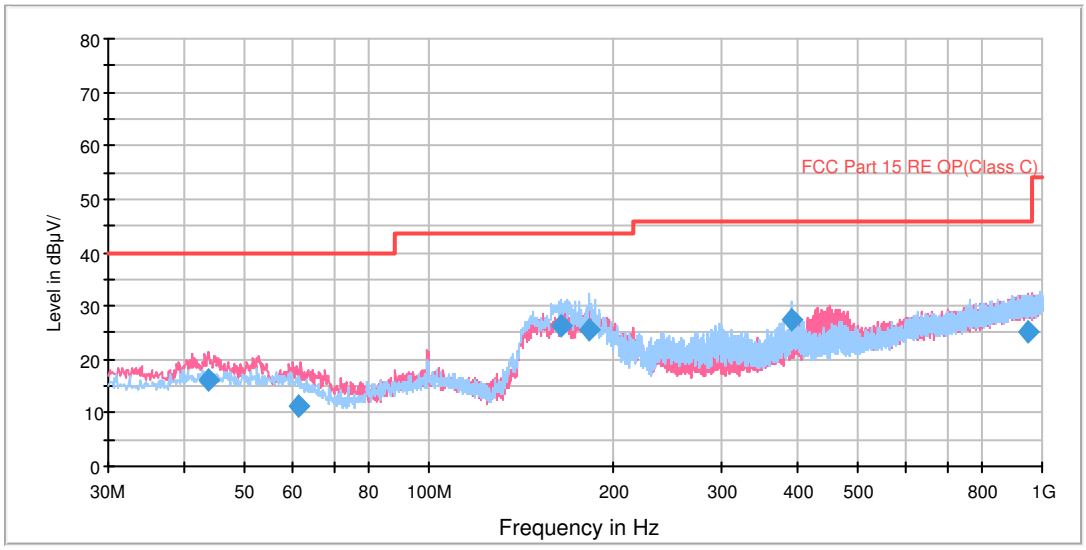

Radiates Emission from 30MHz to 1GHz

Frequency (MHz)	Quasi-Peak (dBuV/m)	Height (cm)	Polarization	Azimuth (deg)	Reading value (dBuV/m)	Correct Factor (dB)	Margin (dB)	Limit (dBuV/m)
43.542500	16.3	100.0	V	307.0	29.4	13.1	23.7	40.0
61.490000	11.1	100.0	V	227.0	23.0	11.9	28.9	40.0
164.708750	26.4	125.0	H	90.0	36.4	10.0	17.1	43.5
182.856250	25.5	114.0	H	54.0	36.5	11.0	18.0	43.5
390.598750	27.5	100.0	H	283.0	45.2	17.7	18.5	46.0
946.806250	25.1	114.0	V	158.0	51.1	26.0	20.9	46.0

Remark: 1. Quasi-Peak = Reading value + Correction factor

2. Correction Factor = Antenna factor+ Insertion loss(cable loss+amplifier gain)

3. Margin = Limit – Quasi-Peak

This report shall not be reproduced except in full, without the written approval of TA Technology (Shanghai) Co., Ltd.

RE 1G-3GHz PK+AV

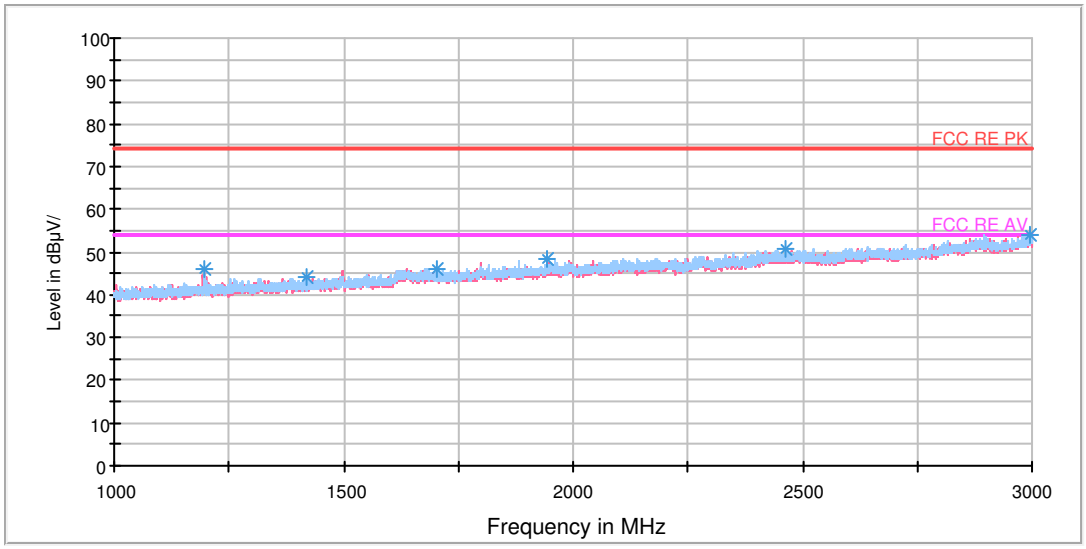

Radiates Emission from 1GHz to 3GHz

Frequency (MHz)	Peak (dBuV/m)	Height (cm)	Polarization	Azimuth (deg)	Reading value (dBuV/m)	Correct Factor (dB)	Margin (dB)	Limit (dBuV/m)
1195.250000	46.0	102.0	V	297.0	54.2	-8.2	28.0	74
1421.250000	43.9	102.0	H	17.0	50.8	-6.9	30.1	74
1703.500000	46.0	102.0	H	0.0	50.9	-4.9	28.0	74
1941.500000	48.1	102.0	H	127.0	51.6	-3.5	25.9	74
2463.000000	50.6	102.0	H	0.0	51.1	-0.5	23.4	74
2995.000000	53.9	102.0	H	328.0	56.2	2.3	20.1	74

Remark: 1. Correction Factor = Antenna factor+ Insertion loss (cable loss + amplifier gain)

Frequency (MHz)	Average (dBuV/m)	Height (cm)	Polarization	Azimuth (deg)	Reading value (dBuV/m)	Correct Factor (dB)	Margin (dB)	Limit (dBuV/m)
1197.250000	31.5	102.0	H	0.0	39.7	-8.2	22.5	54
1435.500000	32.5	102.0	V	265.0	39.4	-6.9	21.5	54
1696.750000	34.8	102.0	V	33.0	39.8	-5.0	19.2	54
2077.500000	36.1	102.0	H	0.0	39.1	-3.0	17.9	54
2490.750000	39.2	102.0	H	65.0	39.5	0.3	14.8	54
2994.750000	45.8	102.0	H	328.0	48.1	2.3	8.2	54

Remark: 1. Correction Factor = Antenna factor+ Insertion loss (cable loss + amplifier gain)

This report shall not be reproduced except in full, without the written approval of TA Technology (Shanghai) Co., Ltd.

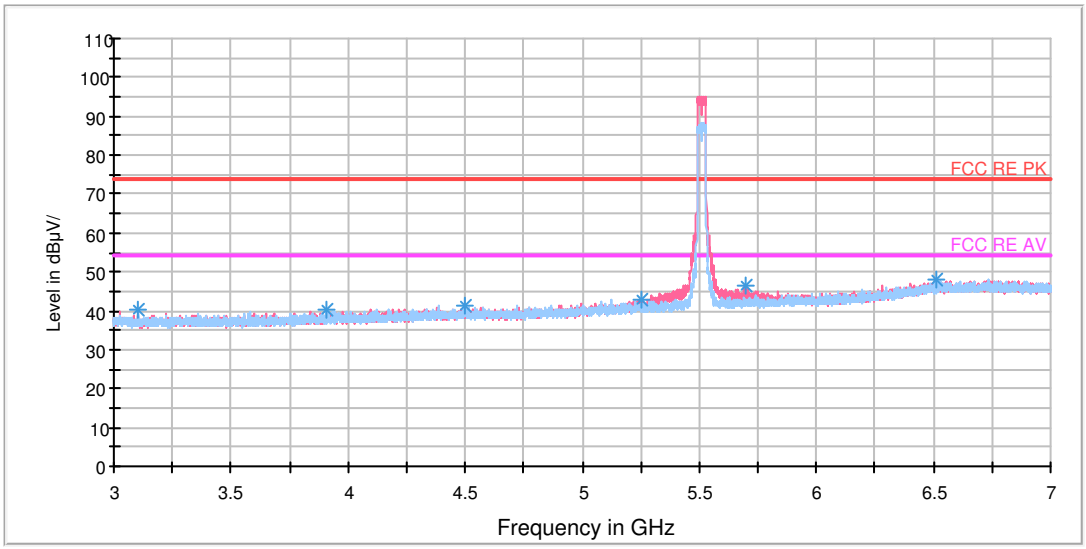

Note: The signal beyond the limit is carrier.
Radiates Emission from 3GHz to 7GHz

Frequency (MHz)	Peak (dBuV/m)	Height (cm)	Polarization	Azimuth (deg)	Reading value (dBuV/m)	Correct Factor (dB)	Margin (dB)	Limit (dBuV/m)
3107.000000	40.2	100.0	H	127.0	40.7	0.5	33.8	74
3907.000000	40.5	100.0	H	180.0	42.0	1.5	33.5	74
4499.500000	41.5	100.0	V	126.0	44.4	2.9	32.5	74
5253.500000	42.9	100.0	V	55.0	46.5	3.6	31.1	74
5700.000000	46.5	100.0	V	219.0	51.2	4.7	27.5	74
6512.000000	48.3	100.0	H	3.0	56.4	8.1	25.7	74

Remark: 1. Correction Factor = Antenna factor+ Insertion loss (cable loss + amplifier gain)

Frequency (MHz)	Average (dBuV/m)	Height (cm)	Polarization	Azimuth (deg)	Reading value (dBuV/m)	Correct Factor (dB)	Margin (dB)	Limit (dBuV/m)
3002.500000	27.3	100.0	V	55.0	27.9	0.6	26.7	54
3960.500000	28.4	100.0	V	337.0	30.6	2.2	25.6	54
4441.000000	29.3	100.0	H	25.0	31.9	2.6	24.7	54
5261.000000	31.8	100.0	V	232.0	35.3	3.5	22.2	54
5701.500000	34.4	100.0	V	219.0	39.1	4.7	19.6	54
6722.500000	36.2	100.0	H	3.0	44.8	8.6	17.8	54

Remark: 1. Correction Factor = Antenna factor+ Insertion loss (cable loss + amplifier gain)

This report shall not be reproduced except in full, without the written approval of TA Technology (Shanghai) Co., Ltd.

RE 7-18GHz PK

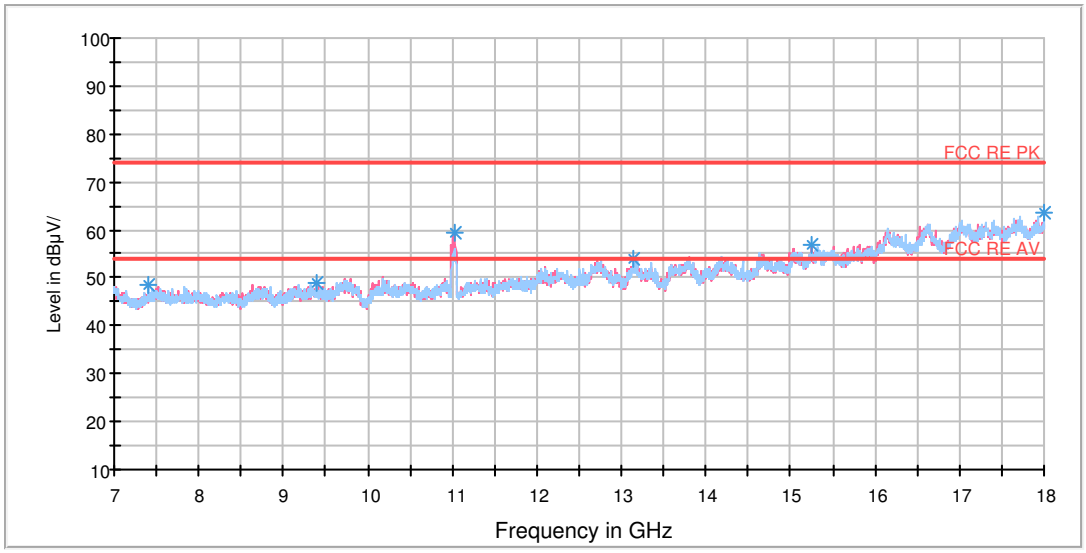

Radiates Emission from 7GHz to 18GHz

Frequency (MHz)	Peak (dBuV/m)	Height (cm)	Polarization	Azimuth (deg)	Reading value (dBuV/m)	Correct Factor (dB)	Margin (dB)	Limit (dBuV/m)
7398.750000	48.3	101.0	H	74.0	55.2	6.9	25.7	74
9389.750000	48.9	101.0	V	233.0	58.9	10.0	25.1	74
11023.250000	59.6	101.0	V	350.0	69.3	9.7	14.4	74
13138.000000	54.1	101.0	V	115.0	69.5	15.4	19.9	74
15252.750000	57.0	101.0	V	297.0	75.5	18.5	17.0	74
17994.500000	63.5	101.0	H	10.0	88.7	25.2	10.5	74

Remark: 1. Correction Factor = Antenna factor+ Insertion loss (cable loss + amplifier gain)

Frequency (MHz)	Average (dBuV/m)	Height (cm)	Polarization	Azimuth (deg)	Reading value (dBuV/m)	Correct Factor (dB)	Margin (dB)	Limit (dBuV/m)
7000.000000	38.3	102.0	V	180.0	46.8	8.5	15.7	54
9587.750000	38.0	102.0	V	180.0	47.9	9.9	16.0	54
11020.500000	51.3	102.0	V	180.0	61.0	9.7	2.7	54
13138.000000	43.2	102.0	V	0.0	58.6	15.4	10.8	54
15338.000000	45.2	102.0	V	0.0	63.8	18.6	8.8	54
17705.750000	51.8	102.0	V	180.0	76.6	24.8	2.2	54

Remark: 1. Correction Factor = Antenna factor+ Insertion loss (cable loss + amplifier gain)

This report shall not be reproduced except in full, without the written approval of TA Technology (Shanghai) Co., Ltd.

RE 18-26.5GHz PK+AV

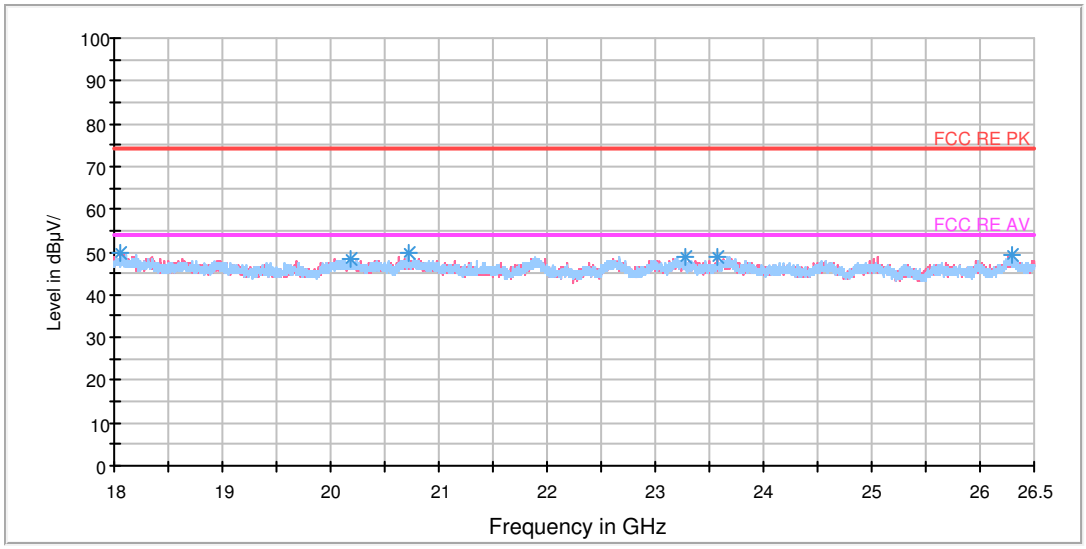

Radiates Emission from 18GHz to 26.5GHz

Frequency (MHz)	Peak (dBuV/m)	Polarization	Azimuth (deg)	Reading value (dBuV/m)	Correct Factor (dB)	Margin (dB)	Limit (dBuV/m)
18048.875000	49.7	V	42.0	51.7	-2.0	24.3	74
20183.437500	48.5	V	0.0	54.4	-5.9	25.5	74
20720.000000	49.7	H	0.0	56.4	-6.7	24.3	74
23284.875000	49.0	H	28.0	55.0	-6.0	25.0	74
23574.937500	48.9	V	288.0	54.8	-5.9	25.1	74
26292.812500	49.2	V	0.0	54.6	-5.4	24.8	74

Remark: 1. Correction Factor = Antenna factor+ Insertion loss (cable loss + amplifier gain)

Frequency (MHz)	Average (dBuV/m)	Polarization	Azimuth (deg)	Reading value (dBuV/m)	Correct Factor (dB)	Margin (dB)	Limit (dBuV/m)
18035.062500	37.3	V	42.0	39.2	-1.9	16.7	54
20092.062500	36.4	V	0.0	42.2	-5.8	17.6	54
20780.562500	36.6	V	0.0	43.5	-6.9	17.4	54
21895.125000	36.9	V	0.0	44.9	-8.0	17.1	54
23698.187500	37.1	V	155.0	43.0	-5.9	16.9	54
26283.250000	37.0	H	158.0	42.4	-5.4	17.0	54

Remark: 1. Correction Factor = Antenna factor+ Insertion loss (cable loss + amplifier gain)

This report shall not be reproduced except in full, without the written approval of TA Technology (Shanghai) Co., Ltd.

Full Spectrum

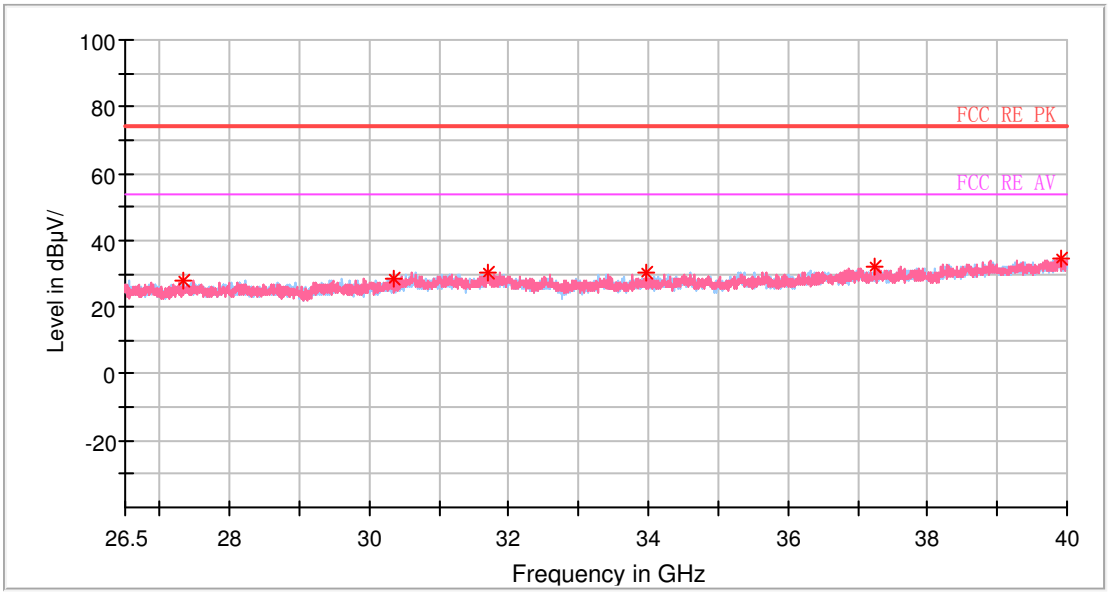

Radiates Emission from 26.5GHz to 40GHz

Frequency (MHz)	Peak (dBuV/m)	Polarization	Azimuth (deg)	Reading value (dBuV/m)	Correct Factor (dB)	Margin (dB)	Limit (dBuV/m)
27347.125000	27.8	H	0.0	44.8	-17.0	46.2	74
30350.875000	28.7	V	0.0	45.4	-16.7	45.3	74
31697.500000	30.2	H	0.0	45.6	-15.4	43.8	74
33972.250000	30.6	V	0.0	47.4	-16.8	43.4	74
37256.125000	32.1	V	0.0	48.7	-16.6	41.9	74
39902.125000	34.3	V	0.0	50.2	-15.9	39.7	74

Remark: 1. Correction Factor = Antenna factor+ Insertion loss (cable loss + amplifier gain)

Frequency (MHz)	Average (dBuV/m)	Polarization	Azimuth (deg)	Reading value (dBuV/m)	Correct Factor (dB)	Margin (dB)	Limit (dBuV/m)
28201.000000	17.8	H	0.0	34.3	-16.5	36.2	54
30249.625000	18.8	V	0.0	35.8	-17.0	35.2	54
31754.875000	20.3	H	0.0	35.7	-15.4	33.7	54
34566.250000	19.9	V	0.0	36.6	-16.7	34.1	54
37104.250000	21.9	H	0.0	38.5	-16.6	32.1	54
39915.625000	25.3	V	0.0	41.2	-15.9	28.7	54

Remark: 1. Correction Factor = Antenna factor+ Insertion loss (cable loss + amplifier gain)

This report shall not be reproduced except in full, without the written approval of TA Technology (Shanghai) Co., Ltd.

802.11ac (HT40) CH118

FCC RE 0.03-1GHz QP Class C

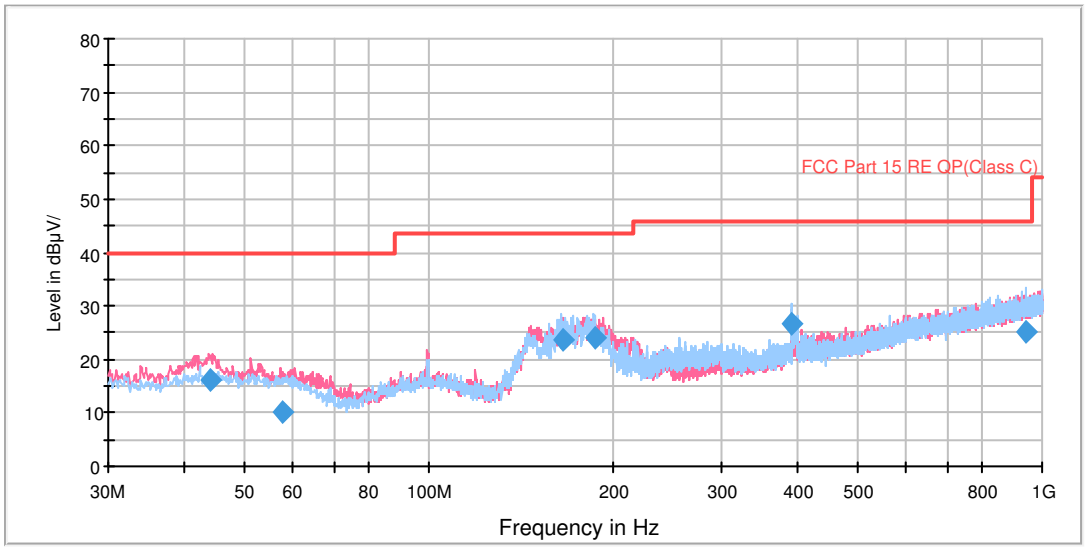

Radiates Emission from 30MHz to 1GHz

Frequency (MHz)	Quasi-Peak (dBuV/m)	Height (cm)	Polarization	Azimuth (deg)	Reading value (dBuV/m)	Correct Factor (dB)	Margin (dB)	Limit (dBuV/m)
44.182500	16.3	100.0	V	193.0	29.4	13.1	23.7	40.0
57.841250	10.1	125.0	V	282.0	22.7	12.6	29.9	40.0
164.950000	23.7	100.0	H	89.0	33.7	10.0	19.8	43.5
186.127500	24.1	100.0	H	55.0	35.3	11.2	19.4	43.5
391.077500	26.8	100.0	H	280.0	44.5	17.7	19.2	46.0
941.956250	25.2	100.0	H	0.0	51.2	26.0	20.8	46.0

Remark: 1. Quasi-Peak = Reading value + Correction factor

2. Correction Factor = Antenna factor+ Insertion loss(cable loss+amplifier gain)

3. Margin = Limit – Quasi-Peak

This report shall not be reproduced except in full, without the written approval of TA Technology (Shanghai) Co., Ltd.

RE 1G-3GHz PK+AV

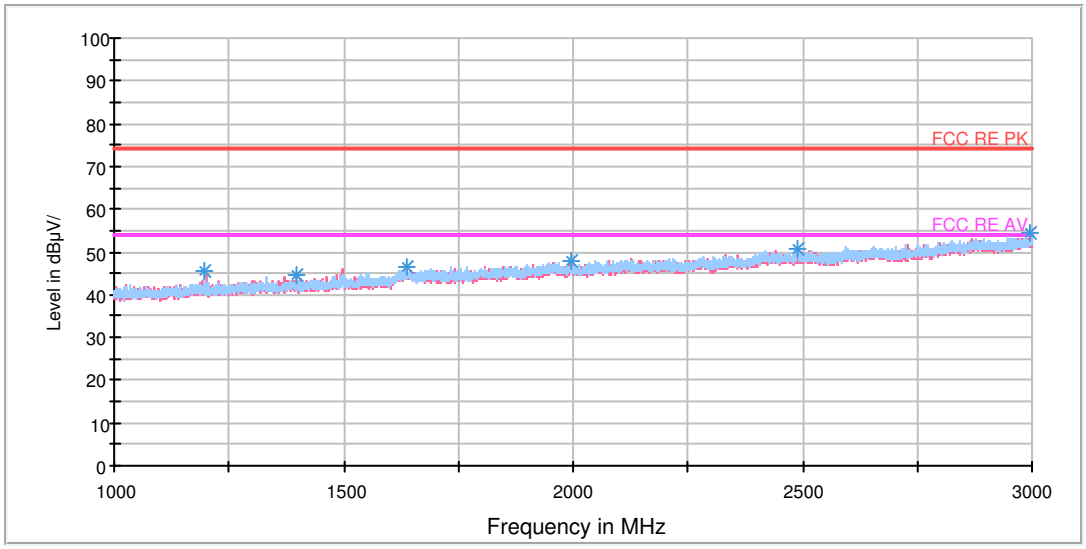

Radiates Emission from 1GHz to 3GHz

Frequency (MHz)	Peak (dBuV/m)	Height (cm)	Polarization	Azimuth (deg)	Reading value (dBuV/m)	Correct Factor (dB)	Margin (dB)	Limit (dBuV/m)
1197.000000	45.4	102.0	V	297.0	53.6	-8.2	28.6	74
1398.250000	44.7	102.0	V	266.0	51.8	-7.1	29.3	74
1637.750000	46.4	102.0	H	138.0	51.1	-4.7	27.6	74
1997.250000	48.0	102.0	H	58.0	51.3	-3.3	26.0	74
2488.000000	50.6	102.0	H	58.0	50.8	0.2	23.4	74
2994.750000	54.2	102.0	V	14.0	56.5	2.3	19.8	74

Remark: 1. Correction Factor = Antenna factor+ Insertion loss (cable loss + amplifier gain)

Frequency (MHz)	Average (dBuV/m)	Height (cm)	Polarization	Azimuth (deg)	Reading value (dBuV/m)	Correct Factor (dB)	Margin (dB)	Limit (dBuV/m)
1197.750000	32.1	102.0	V	125.0	40.3	-8.2	21.9	54
1287.750000	32.3	102.0	V	313.0	40.0	-7.7	21.7	54
1647.500000	35.4	102.0	V	125.0	40.4	-5.0	18.6	54
2047.000000	36.2	102.0	H	327.0	39.4	-3.2	17.8	54
2490.250000	38.9	102.0	H	10.0	39.2	0.3	15.1	54
2994.750000	45.5	102.0	H	327.0	47.8	2.3	8.5	54

Remark: 1. Correction Factor = Antenna factor+ Insertion loss (cable loss + amplifier gain)

This report shall not be reproduced except in full, without the written approval of TA Technology (Shanghai) Co., Ltd.

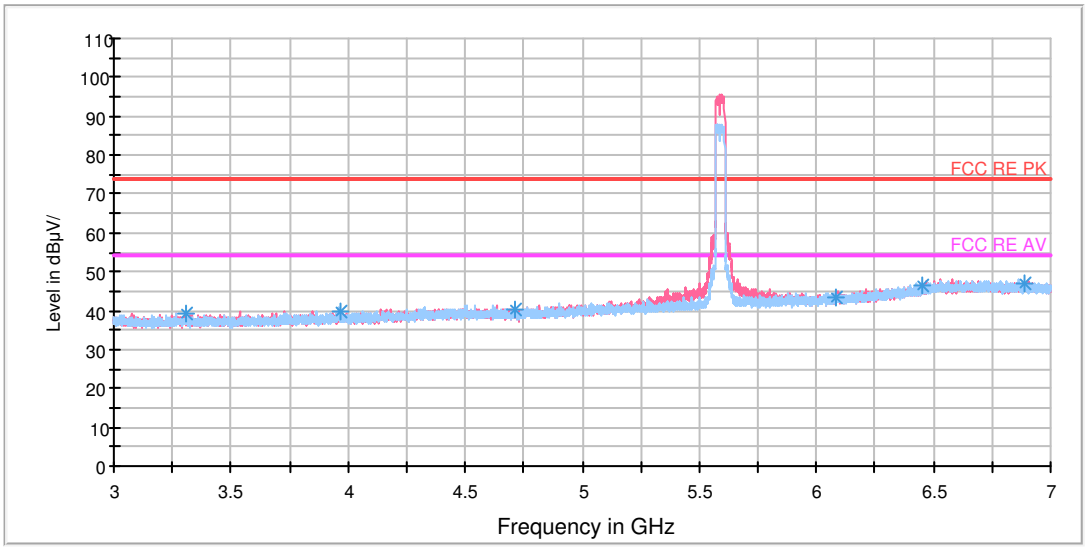

Note: The signal beyond the limit is carrier.
Radiates Emission from 3GHz to 7GHz

Frequency (MHz)	Peak (dBuV/m)	Height (cm)	Polarization	Azimuth (deg)	Reading value (dBuV/m)	Correct Factor (dB)	Margin (dB)	Limit (dBuV/m)
3310.000000	39.2	100.0	V	312.0	40.0	0.8	34.8	74
3964.000000	39.9	100.0	V	312.0	41.8	1.9	34.1	74
4714.000000	40.1	100.0	V	336.0	42.6	2.5	33.9	74
6081.000000	43.5	100.0	H	148.0	48.7	5.2	30.5	74
6453.000000	46.7	100.0	V	0.0	54.5	7.8	27.3	74
6889.500000	47.1	100.0	H	0.0	55.6	8.5	26.9	74

Remark: 1. Correction Factor = Antenna factor+ Insertion loss (cable loss + amplifier gain)

Frequency (MHz)	Average (dBuV/m)	Height (cm)	Polarization	Azimuth (deg)	Reading value (dBuV/m)	Correct Factor (dB)	Margin (dB)	Limit (dBuV/m)
3425.000000	26.8	100.0	V	359.0	27.4	0.6	27.2	54
4168.500000	28.1	100.0	V	246.0	29.9	1.8	25.9	54
4871.000000	29.5	100.0	H	188.0	32.2	2.7	24.5	54
5946.500000	31.9	100.0	V	0.0	36.9	5.0	22.1	54
6399.500000	34.5	100.0	V	354.0	41.8	7.3	19.5	54
6727.500000	36.2	100.0	H	3.0	44.8	8.6	17.8	54

Remark: 1. Correction Factor = Antenna factor+ Insertion loss (cable loss + amplifier gain)

This report shall not be reproduced except in full, without the written approval of TA Technology (Shanghai) Co., Ltd.

RE 7-18GHz PK

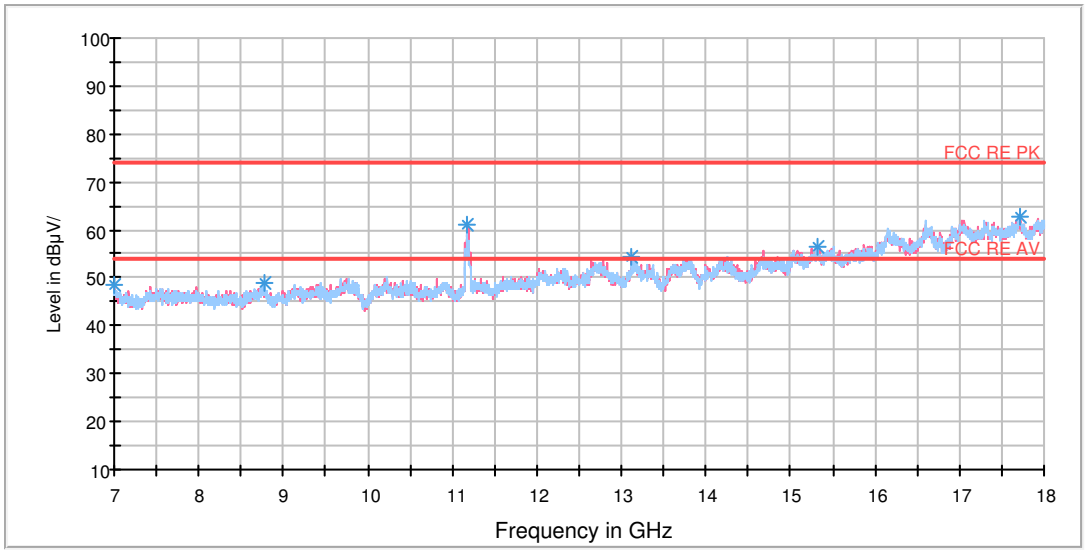

Radiates Emission from 7GHz to 18GHz

Frequency (MHz)	Peak (dBuV/m)	Height (cm)	Polarization	Azimuth (deg)	Reading value (dBuV/m)	Correct Factor (dB)	Margin (dB)	Limit (dBuV/m)
7008.250000	48.4	101.0	V	307.0	56.8	8.4	25.6	74
8779.250000	49.0	101.0	H	43.0	57.5	8.5	25.0	74
11182.750000	61.2	101.0	V	349.0	71.8	10.6	12.8	74
13124.250000	54.3	101.0	V	135.0	69.1	14.8	19.7	74
15329.750000	56.3	101.0	H	43.0	74.7	18.4	17.7	74
17705.750000	62.9	101.0	H	33.0	87.7	24.8	11.1	74

Remark: 1. Correction Factor = Antenna factor+ Insertion loss (cable loss + amplifier gain)

Frequency (MHz)	Average (dBuV/m)	Height (cm)	Polarization	Azimuth (deg)	Reading value (dBuV/m)	Correct Factor (dB)	Margin (dB)	Limit (dBuV/m)
7000.000000	38.3	102.0	V	180.0	46.8	8.5	15.7	54
9587.750000	38.0	102.0	V	180.0	47.9	9.9	16.0	54
11182.750000	53.5	102.0	V	180.0	64.1	10.6	0.5	54
13138.000000	43.2	102.0	V	180.0	58.6	15.4	10.8	54
15338.000000	45.2	102.0	V	180.0	63.8	18.6	8.8	54
17705.750000	51.9	102.0	V	180.0	76.7	24.8	2.1	54

Remark: 1. Correction Factor = Antenna factor+ Insertion loss (cable loss + amplifier gain)

This report shall not be reproduced except in full, without the written approval of TA Technology (Shanghai) Co., Ltd.

RE 18-26.5GHz PK+AV

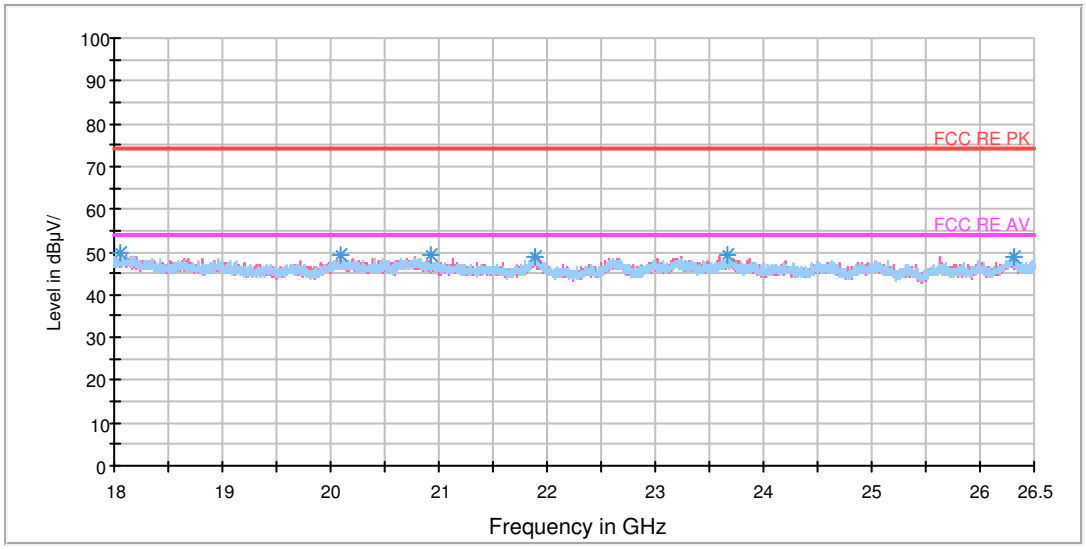

Radiates Emission from 18GHz to 26.5GHz

Frequency (MHz)	Peak (dBuV/m)	Polarization	Azimuth (deg)	Reading value (dBuV/m)	Correct Factor (dB)	Margin (dB)	Limit (dBuV/m)
18052.062500	49.8	V	0.0	51.8	-2.0	24.2	74
20092.062500	49.1	V	0.0	54.9	-5.8	24.9	74
20930.375000	49.1	V	249.0	56.4	-7.3	24.9	74
21888.750000	48.9	V	226.0	56.9	-8.0	25.1	74
23674.812500	49.1	H	94.0	55.0	-5.9	24.9	74
26309.812500	48.9	H	160.0	54.3	-5.4	25.1	74

Remark: 1. Correction Factor = Antenna factor+ Insertion loss (cable loss + amplifier gain)

Frequency (MHz)	Average (dBuV/m)	Polarization	Azimuth (deg)	Reading value (dBuV/m)	Correct Factor (dB)	Margin (dB)	Limit (dBuV/m)
18072.250000	37.3	V	138.0	39.4	-2.1	16.7	54
20088.875000	36.3	V	115.0	42.0	-5.7	17.7	54
20782.687500	36.7	V	356.0	43.6	-6.9	17.3	54
21897.250000	36.9	H	271.0	44.9	-8.0	17.1	54
23703.500000	36.7	V	115.0	42.6	-5.9	17.3	54
26283.250000	36.8	V	0.0	42.2	-5.4	17.2	54

Remark: 1. Correction Factor = Antenna factor+ Insertion loss (cable loss + amplifier gain)

This report shall not be reproduced except in full, without the written approval of TA Technology (Shanghai) Co., Ltd.

Full Spectrum

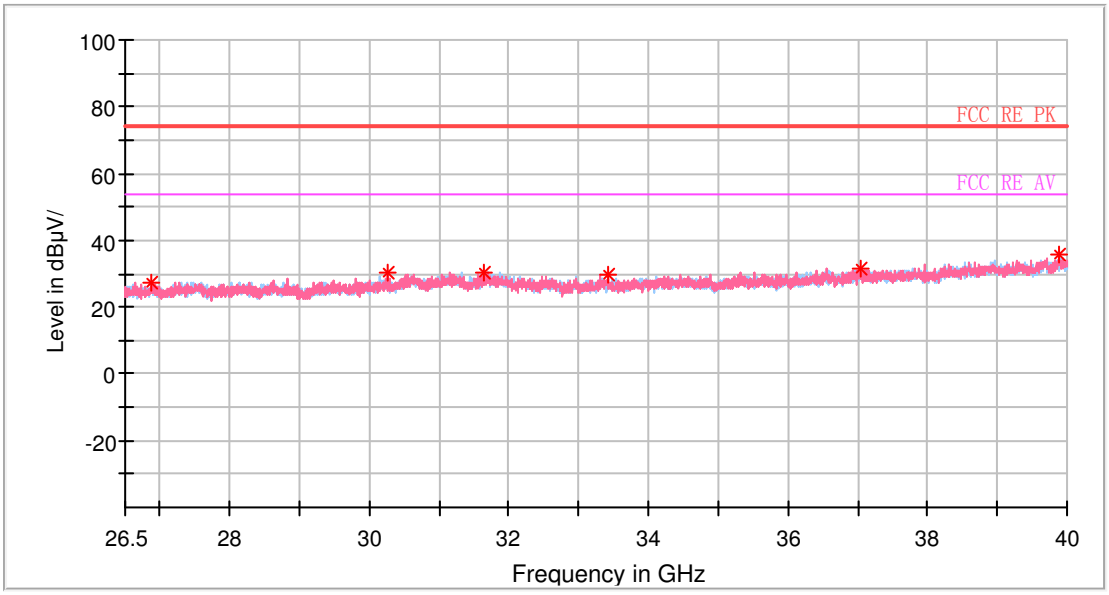

Radiates Emission from 26.5GHz to 40GHz

Frequency (MHz)	Peak (dBuV/m)	Polarization	Azimuth (deg)	Reading value (dBuV/m)	Correct Factor (dB)	Margin (dB)	Limit (dBuV/m)
26871.250000	27.6	H	0.0	45.1	-17.5	46.4	74
30266.500000	30.1	V	0.0	47.0	-16.9	43.9	74
31650.250000	30.4	H	0.0	46.0	-15.6	43.6	74
33422.125000	29.8	V	0.0	46.7	-16.9	44.2	74
37033.375000	31.6	H	0.0	48.2	-16.6	42.4	74
39895.375000	35.4	H	0.0	51.3	-15.9	38.6	74

Remark: 1. Correction Factor = Antenna factor+ Insertion loss (cable loss + amplifier gain)

Frequency (MHz)	Average (dBuV/m)	Polarization	Azimuth (deg)	Reading value (dBuV/m)	Correct Factor (dB)	Margin (dB)	Limit (dBuV/m)
28224.625000	17.6	V	0.0	34.1	-16.5	36.4	54
30209.125000	18.6	H	0.0	35.7	-17.1	35.4	54
30641.125000	20.3	H	0.0	36.7	-16.4	33.7	54
34569.625000	19.6	V	0.0	36.3	-16.7	34.4	54
36989.500000	22.0	V	0.0	38.6	-16.6	32.0	54
39848.125000	25.4	V	0.0	41.3	-15.9	28.6	54

Remark: 1. Correction Factor = Antenna factor+ Insertion loss (cable loss + amplifier gain)

This report shall not be reproduced except in full, without the written approval of TA Technology (Shanghai) Co., Ltd.

802.11ac (HT40) CH142

FCC RE 0.03-1GHz QP Class C

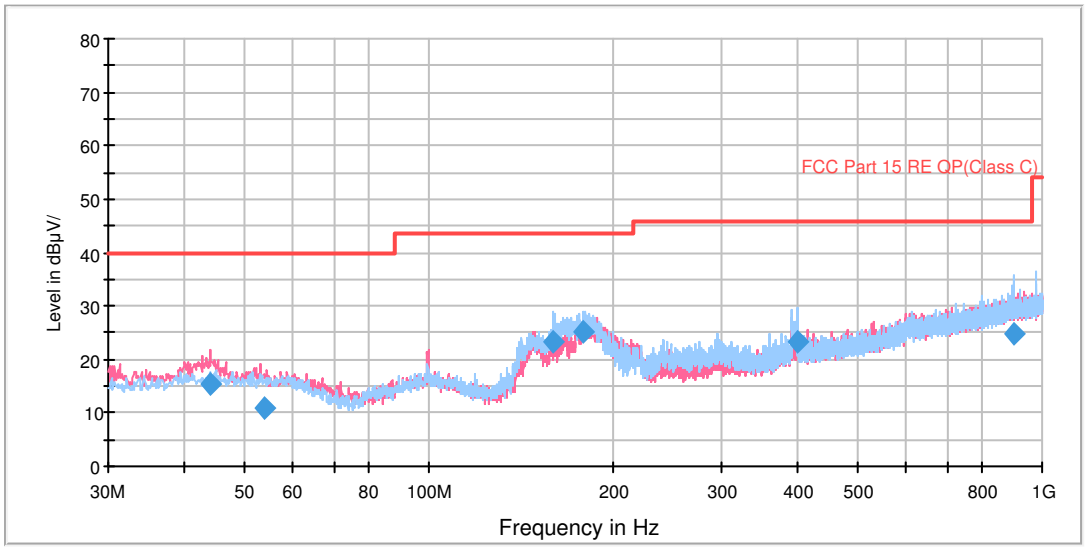

Radiates Emission from 30MHz to 1GHz

Frequency (MHz)	Quasi-Peak (dBuV/m)	Height (cm)	Polarization	Azimuth (deg)	Reading value (dBuV/m)	Correct Factor (dB)	Margin (dB)	Limit (dBuV/m)
44.185000	15.3	125.0	V	30.0	28.4	13.1	24.7	40.0
53.892500	10.9	100.0	V	178.0	23.7	12.8	29.1	40.0
159.975000	23.3	125.0	H	72.0	33.0	9.7	20.2	43.5
178.935000	25.0	114.0	H	62.0	35.8	10.8	18.5	43.5
399.082500	23.4	100.0	H	307.0	41.3	17.9	22.6	46.0
896.778750	24.9	100.0	H	62.0	50.4	25.5	21.1	46.0

Remark: 1. Quasi-Peak = Reading value + Correction factor

2. Correction Factor = Antenna factor+ Insertion loss(cable loss+amplifier gain)

3. Margin = Limit – Quasi-Peak

This report shall not be reproduced except in full, without the written approval of TA Technology (Shanghai) Co., Ltd.

RE 1G-3GHz PK+AV

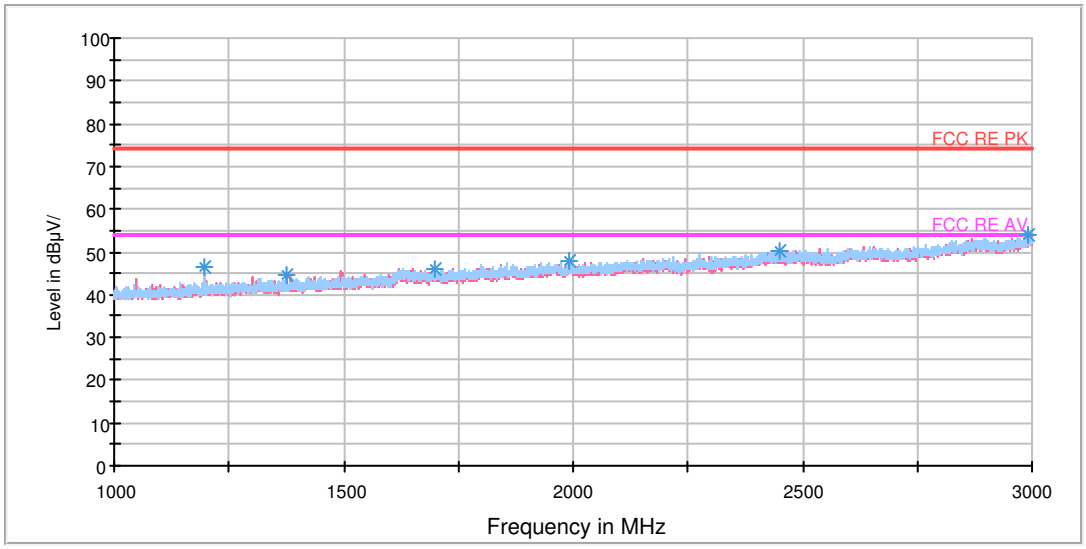

Radiates Emission from 1GHz to 3GHz

Frequency (MHz)	Peak (dBuV/m)	Height (cm)	Polarization	Azimuth (deg)	Reading value (dBuV/m)	Correct Factor (dB)	Margin (dB)	Limit (dBuV/m)
1196.750000	46.4	102.0	V	122.0	54.6	-8.2	27.6	74
1377.250000	44.6	102.0	V	342.0	51.7	-7.1	29.4	74
1699.750000	46.1	102.0	V	325.0	51.1	-5.0	27.9	74
1990.250000	47.7	102.0	V	0.0	51.0	-3.3	26.3	74
2448.000000	50.4	102.0	V	263.0	51.1	-0.7	23.6	74
2989.500000	54.0	102.0	V	33.0	56.2	2.2	20.0	74

Remark: 1. Correction Factor = Antenna factor+ Insertion loss (cable loss + amplifier gain)

Frequency (MHz)	Average (dBuV/m)	Height (cm)	Polarization	Azimuth (deg)	Reading value (dBuV/m)	Correct Factor (dB)	Margin (dB)	Limit (dBuV/m)
1198.000000	31.8	102.0	V	139.0	40.0	-8.2	22.2	54
1320.000000	32.7	102.0	H	0.0	40.0	-7.3	21.3	54
1647.000000	35.5	102.0	V	342.0	40.5	-5.0	18.5	54
1996.000000	36.2	102.0	H	259.0	39.5	-3.3	17.8	54
2490.000000	39.0	102.0	H	95.0	39.3	0.3	15.0	54
2994.750000	46.1	102.0	H	327.0	48.4	2.3	7.9	54

Remark: 1. Correction Factor = Antenna factor+ Insertion loss (cable loss + amplifier gain)

This report shall not be reproduced except in full, without the written approval of TA Technology (Shanghai) Co., Ltd.

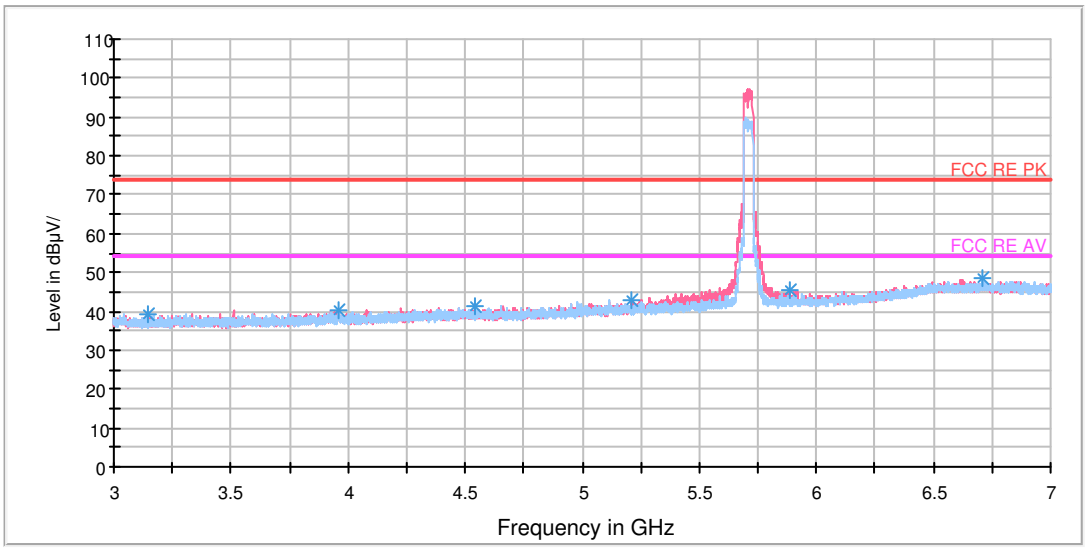

Note: The signal beyond the limit is carrier.
Radiates Emission from 3GHz to 7GHz

Frequency (MHz)	Peak (dBuV/m)	Height (cm)	Polarization	Azimuth (deg)	Reading value (dBuV/m)	Correct Factor (dB)	Margin (dB)	Limit (dBuV/m)
3144.000000	39.3	100.0	V	312.0	39.7	0.4	34.7	74
3963.500000	40.2	100.0	H	156.0	42.2	2.0	33.8	74
4538.000000	41.1	100.0	H	2.0	43.5	2.4	32.9	74
5208.000000	42.8	100.0	V	234.0	46.1	3.3	31.2	74
5883.500000	45.7	100.0	V	207.0	50.7	5.0	28.3	74
6708.000000	48.4	100.0	H	91.0	56.7	8.3	25.6	74

Remark: 1. Correction Factor = Antenna factor+ Insertion loss (cable loss + amplifier gain)

Frequency (MHz)	Average (dBuV/m)	Height (cm)	Polarization	Azimuth (deg)	Reading value (dBuV/m)	Correct Factor (dB)	Margin (dB)	Limit (dBuV/m)
3301.500000	27.2	100.0	V	287.0	28.1	0.9	26.8	54
3961.000000	28.7	100.0	H	143.0	30.9	2.2	25.3	54
4498.500000	29.1	100.0	V	248.0	31.9	2.8	24.9	54
5233.000000	30.9	100.0	V	287.0	34.6	3.7	23.1	54
5874.000000	33.5	100.0	V	248.0	38.5	5.0	20.5	54
6700.500000	36.1	100.0	V	0.0	44.6	8.5	17.9	54

Remark: 1. Correction Factor = Antenna factor+ Insertion loss (cable loss + amplifier gain)

This report shall not be reproduced except in full, without the written approval of TA Technology (Shanghai) Co., Ltd.

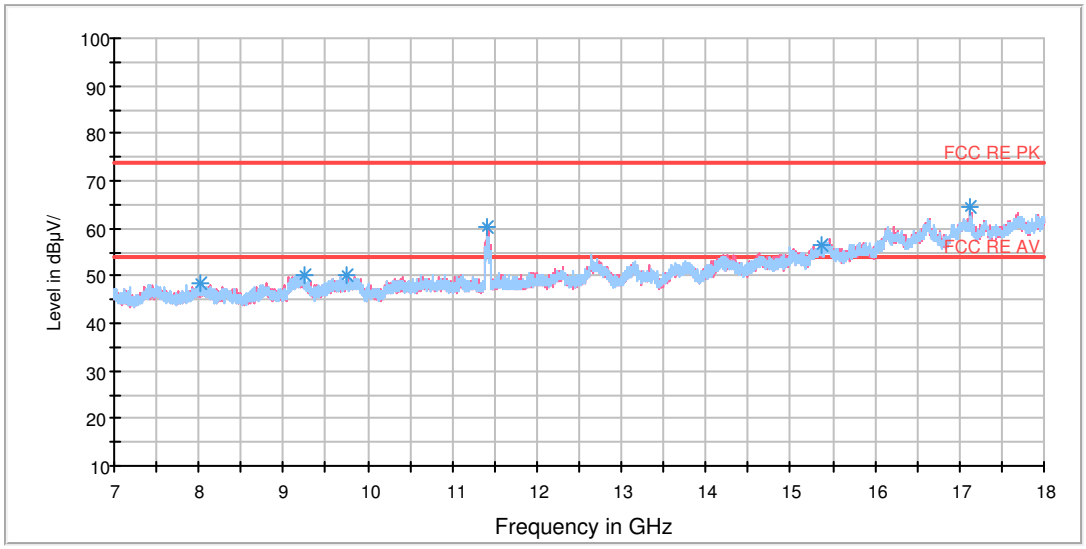

Radiates Emission from 7GHz to 18GHz

Frequency (MHz)	Peak (dBuV/m)	Height (cm)	Polarization	Azimuth (deg)	Reading value (dBuV/m)	Correct Factor (dB)	Margin (dB)	Limit (dBuV/m)
8021.625000	48.6	102.0	H	0.0	56.0	7.4	25.4	74
9246.750000	50.3	102.0	H	64.0	60.0	9.7	23.7	74
9751.375000	50.1	102.0	H	0.0	59.9	9.8	23.9	74
11419.250000	60.5	102.0	V	284.0	70.7	10.2	13.5	74
15357.250000	56.6	102.0	V	118.0	75.3	18.7	17.4	74
17124.125000	64.4	102.0	V	76.0	88.0	23.6	9.6	74

Remark: 1. Correction Factor = Antenna factor+ Insertion loss (cable loss + amplifier gain)

Frequency (MHz)	Average (dBuV/m)	Height (cm)	Polarization	Azimuth (deg)	Reading value (dBuV/m)	Correct Factor (dB)	Margin (dB)	Limit (dBuV/m)
8027.125000	36.9	102.0	V	158.0	44.4	7.5	17.1	54
9178.000000	38.8	102.0	H	0.0	48.7	9.9	15.2	54
10635.500000	38.4	102.0	H	222.0	49.1	10.7	15.6	54
11422.000000	51.4	102.0	V	284.0	61.6	10.2	2.6	54
15346.250000	45.3	102.0	H	303.0	64.1	18.8	8.7	54
17136.500000	52.7	102.0	V	76.0	76.4	23.7	1.3	54

Remark: 1. Correction Factor = Antenna factor+ Insertion loss (cable loss + amplifier gain)

This report shall not be reproduced except in full, without the written approval of TA Technology (Shanghai) Co., Ltd.

RE 18-26.5GHz PK+AV

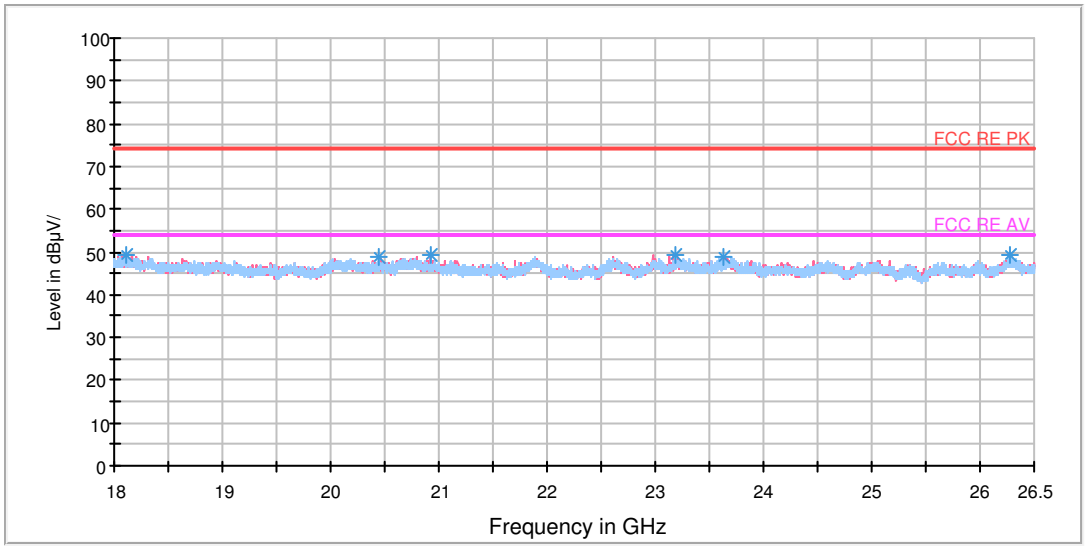

Radiates Emission from 18GHz to 26.5GHz

Frequency (MHz)	Peak (dBuV/m)	Polarization	Azimuth (deg)	Reading value (dBuV/m)	Correct Factor (dB)	Margin (dB)	Limit (dBuV/m)
18104.125000	49.2	V	0.0	51.4	-2.2	24.8	74
20451.187500	49.0	H	0.0	55.1	-6.1	25.0	74
20917.625000	49.4	V	201.0	56.6	-7.2	24.6	74
23180.750000	49.4	H	28.0	55.4	-6.0	24.6	74
23638.687500	48.7	V	0.0	54.6	-5.9	25.3	74
26281.125000	49.2	V	0.0	54.6	-5.4	24.8	74

Remark: 1. Correction Factor = Antenna factor+ Insertion loss (cable loss + amplifier gain)

Frequency (MHz)	Average (dBuV/m)	Polarization	Azimuth (deg)	Reading value (dBuV/m)	Correct Factor (dB)	Margin (dB)	Limit (dBuV/m)
18027.625000	37.3	V	43.0	39.2	-1.9	16.7	54
20095.250000	36.4	H	0.0	42.2	-5.8	17.6	54
20782.687500	36.6	V	245.0	43.5	-6.9	17.4	54
21903.625000	37.0	V	332.0	45.0	-8.0	17.0	54
23703.500000	36.7	V	353.0	42.6	-5.9	17.3	54
26260.937500	36.9	H	224.0	42.3	-5.4	17.1	54

Remark: 1. Correction Factor = Antenna factor+ Insertion loss (cable loss + amplifier gain)

This report shall not be reproduced except in full, without the written approval of TA Technology (Shanghai) Co., Ltd.

Full Spectrum

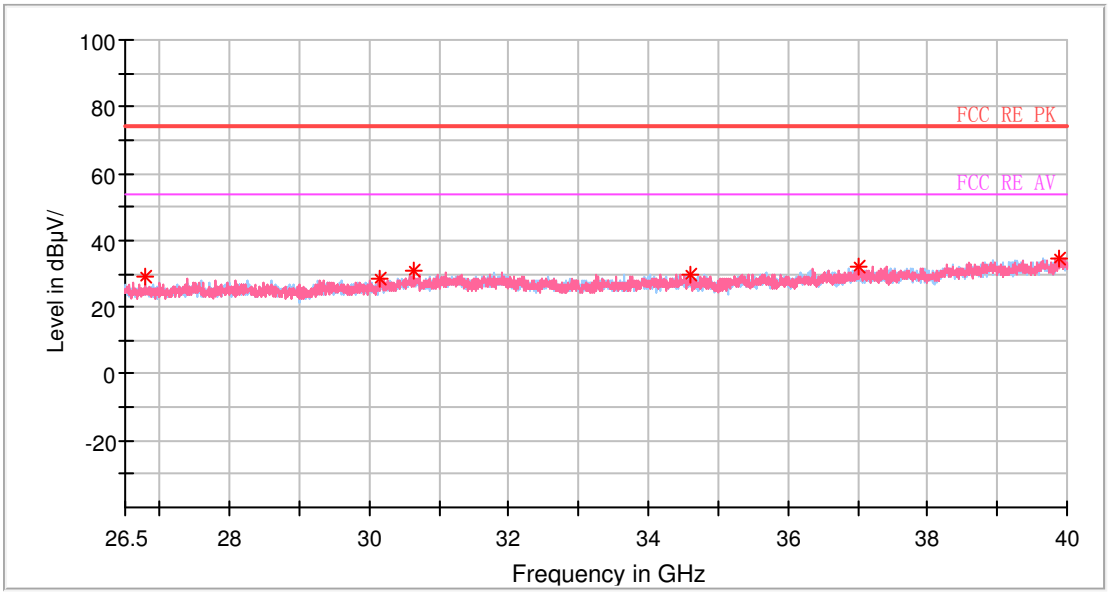

Radiates Emission from 26.5GHz to 40GHz

Frequency (MHz)	Peak (dBuV/m)	Polarization	Azimuth (deg)	Reading value (dBuV/m)	Correct Factor (dB)	Margin (dB)	Limit (dBuV/m)
26797.000000	29.0	H	0.0	46.5	-17.5	45.0	74
30158.500000	28.5	V	0.0	45.7	-17.2	45.5	74
30634.375000	30.7	V	0.0	47.1	-16.4	43.3	74
34610.125000	29.8	V	0.0	46.5	-16.7	44.2	74
37003.000000	32.3	H	0.0	48.9	-16.6	41.7	74
39888.625000	34.7	H	0.0	50.6	-15.9	39.3	74

Remark: 1. Correction Factor = Antenna factor+ Insertion loss (cable loss + amplifier gain)

Frequency (MHz)	Average (dBuV/m)	Polarization	Azimuth (deg)	Reading value (dBuV/m)	Correct Factor (dB)	Margin (dB)	Limit (dBuV/m)
27968.125000	17.9	V	0.0	34.6	-16.7	36.1	54
30367.750000	18.8	H	0.0	35.5	-16.7	35.2	54
31761.625000	20.7	V	0.0	36.1	-15.4	33.3	54
34849.750000	19.6	H	0.0	36.4	-16.8	34.4	54
36986.125000	21.8	V	0.0	38.4	-16.6	32.2	54
39925.750000	25.5	V	0.0	41.4	-15.9	28.5	54

Remark: 1. Correction Factor = Antenna factor+ Insertion loss (cable loss + amplifier gain)

This report shall not be reproduced except in full, without the written approval of TA Technology (Shanghai) Co., Ltd.

802.11ac (HT40) CH151

FCC RE 0.03-1GHz QP Class C

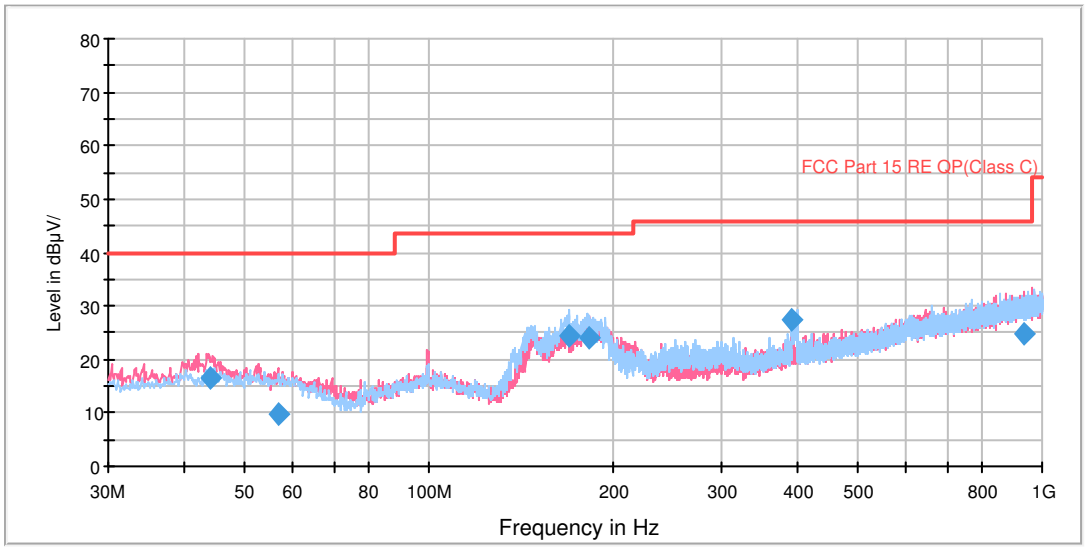

Radiates Emission from 30MHz to 1GHz

Frequency (MHz)	Quasi-Peak (dBuV/m)	Height (cm)	Polarization	Azimuth (deg)	Reading value (dBuV/m)	Correct Factor (dB)	Margin (dB)	Limit (dBuV/m)
44.182500	16.4	114.0	V	236.0	29.5	13.1	23.6	40.0
56.915000	9.6	125.0	V	293.0	22.2	12.6	30.4	40.0
169.597500	24.4	114.0	H	76.0	34.7	10.3	19.1	43.5
182.042500	24.0	100.0	H	54.0	35.0	11.0	19.5	43.5
391.117500	27.4	100.0	H	286.0	45.1	17.7	18.6	46.0
933.548750	25.0	114.0	V	250.0	50.9	25.9	21.0	46.0

Remark: 1. Quasi-Peak = Reading value + Correction factor

2. Correction Factor = Antenna factor+ Insertion loss(cable loss+amplifier gain)

3. Margin = Limit – Quasi-Peak

This report shall not be reproduced except in full, without the written approval of TA Technology (Shanghai) Co., Ltd.

RE 1G-3GHz PK+AV

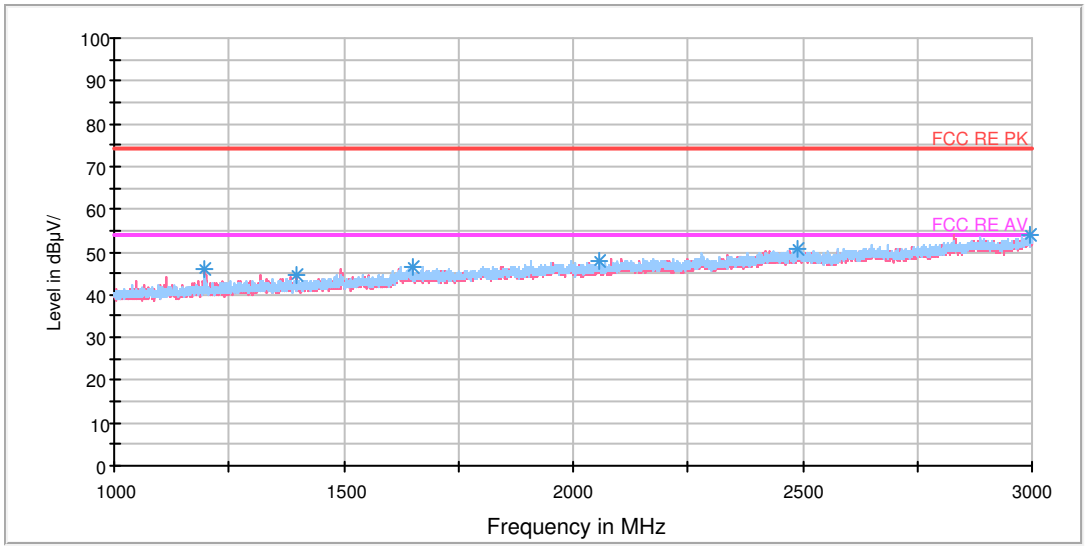

Radiates Emission from 1GHz to 3GHz

Frequency (MHz)	Peak (dBuV/m)	Height (cm)	Polarization	Azimuth (deg)	Reading value (dBuV/m)	Correct Factor (dB)	Margin (dB)	Limit (dBuV/m)
1197.500000	45.9	102.0	V	138.0	54.1	-8.2	28.1	74
1396.250000	44.7	102.0	V	332.0	51.8	-7.1	29.3	74
1649.000000	46.4	102.0	V	285.0	51.4	-5.0	27.6	74
2058.250000	47.9	102.0	H	0.0	51.1	-3.2	26.1	74
2488.500000	50.7	102.0	H	0.0	50.9	0.2	23.3	74
2994.250000	54.1	102.0	H	327.0	56.4	2.3	19.9	74

Remark: 1. Correction Factor = Antenna factor+ Insertion loss (cable loss + amplifier gain)

Frequency (MHz)	Average (dBuV/m)	Height (cm)	Polarization	Azimuth (deg)	Reading value (dBuV/m)	Correct Factor (dB)	Margin (dB)	Limit (dBuV/m)
1173.000000	32.7	102.0	V	154.0	40.8	-8.1	21.3	54
1396.250000	32.8	102.0	V	332.0	39.9	-7.1	21.2	54
1646.750000	35.2	102.0	V	0.0	40.2	-5.0	18.8	54
2046.750000	36.1	102.0	H	0.0	39.3	-3.2	17.9	54
2488.750000	39.0	102.0	H	178.0	39.2	0.2	15.0	54
2995.000000	45.1	102.0	H	327.0	47.4	2.3	8.9	54

Remark: 1. Correction Factor = Antenna factor+ Insertion loss (cable loss + amplifier gain)

This report shall not be reproduced except in full, without the written approval of TA Technology (Shanghai) Co., Ltd.

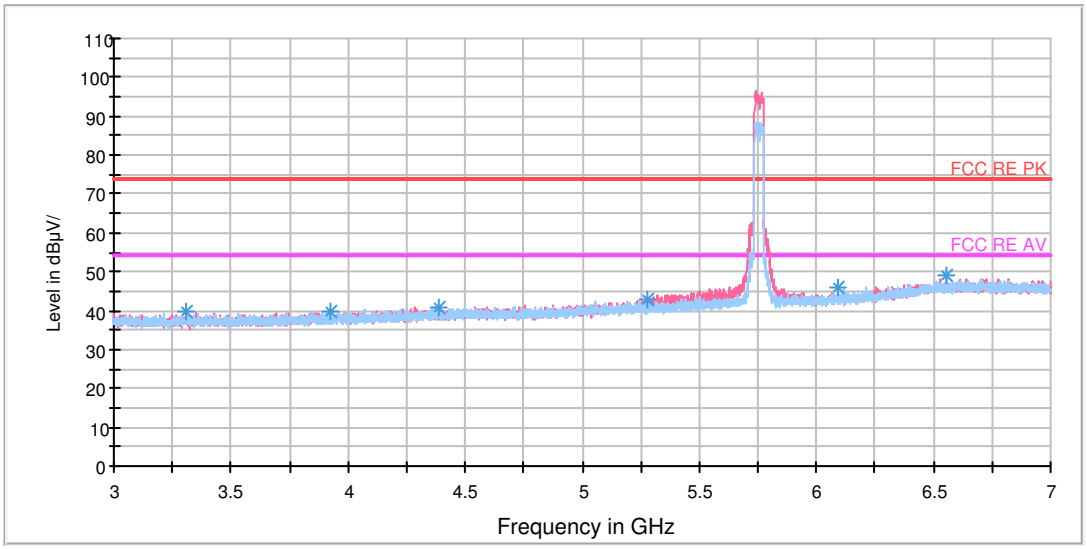

Note: The signal beyond the limit is carrier.
Radiates Emission from 3GHz to 7GHz

Frequency (MHz)	Peak (dBuV/m)	Height (cm)	Polarization	Azimuth (deg)	Reading value (dBuV/m)	Correct Factor (dB)	Margin (dB)	Limit (dBuV/m)
3312.500000	40.0	100.0	H	0.0	40.7	0.7	34.0	74
3925.000000	39.9	100.0	H	4.0	41.3	1.4	34.1	74
4390.500000	40.9	100.0	H	0.0	43.4	2.5	33.1	74
5277.500000	42.8	100.0	V	239.0	46.1	3.3	31.2	74
6091.500000	46.1	100.0	V	86.0	51.4	5.3	27.9	74
6556.500000	48.8	100.0	H	4.0	57.1	8.3	25.2	74

Remark: 1. Correction Factor = Antenna factor+ Insertion loss (cable loss + amplifier gain)

Frequency (MHz)	Average (dBuV/m)	Height (cm)	Polarization	Azimuth (deg)	Reading value (dBuV/m)	Correct Factor (dB)	Margin (dB)	Limit (dBuV/m)
3050.500000	27.4	100.0	V	347.0	28.4	1.0	26.6	54
3959.500000	28.4	100.0	V	265.0	30.6	2.2	25.6	54
4505.000000	29.2	100.0	H	38.0	31.8	2.6	24.8	54
5249.500000	31.2	100.0	V	225.0	34.8	3.6	22.8	54
6888.500000	36.1	100.0	V	352.0	44.5	8.4	17.9	54
6107.000000	33.1	100.0	V	252.0	38.5	5.4	20.9	54

Remark: 1. Correction Factor = Antenna factor+ Insertion loss (cable loss + amplifier gain)

This report shall not be reproduced except in full, without the written approval of TA Technology (Shanghai) Co., Ltd.

RE 7-18GHz PK

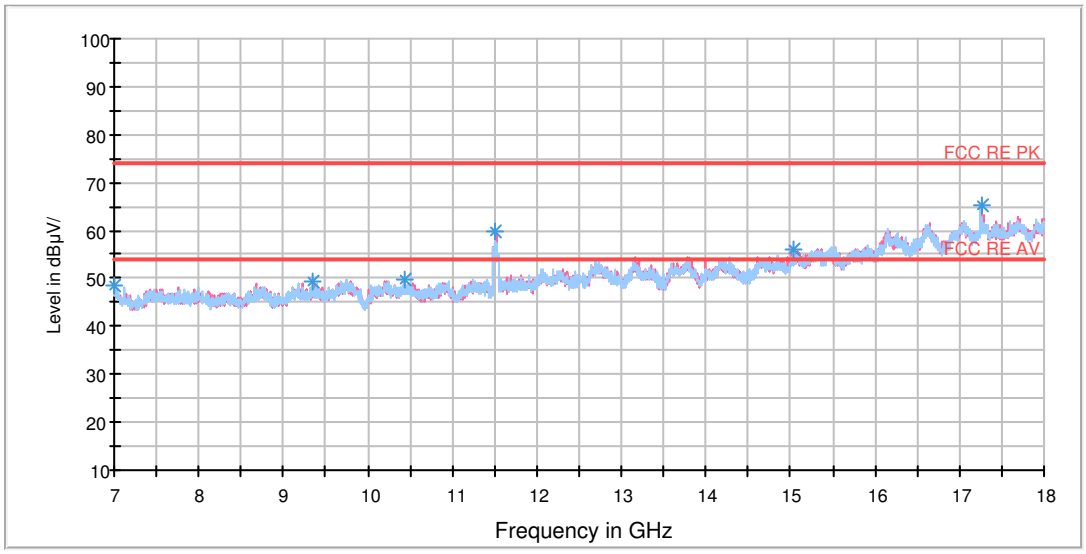

Radiates Emission from 7GHz to 18GHz

Frequency (MHz)	Peak (dBuV/m)	Height (cm)	Polarization	Azimuth (deg)	Reading value (dBuV/m)	Correct Factor (dB)	Margin (dB)	Limit (dBuV/m)
7000.000000	48.5	101.0	H	74.0	57.0	8.5	25.5	74
9345.750000	49.2	101.0	H	52.0	58.8	9.6	24.8	74
10434.750000	49.8	101.0	V	28.0	60.3	10.5	24.2	74
11512.750000	59.8	101.0	V	5.0	70.6	10.8	14.2	74
15035.500000	56.0	101.0	H	0.0	74.8	18.8	18.0	74
17265.750000	65.4	101.0	V	350.0	89.4	24.0	8.6	74

Remark: 1. Correction Factor = Antenna factor+ Insertion loss (cable loss + amplifier gain)

Frequency (MHz)	Average (dBuV/m)	Height (cm)	Polarization	Azimuth (deg)	Reading value (dBuV/m)	Correct Factor (dB)	Margin (dB)	Limit (dBuV/m)
7000.000000	38.3	102.0	V	0.0	46.8	8.5	15.7	54
9587.750000	38.1	102.0	V	180.0	48.0	9.9	15.9	54
9736.250000	39.0	102.0	V	180.0	49.6	10.6	15.0	54
11512.750000	51.8	102.0	V	180.0	62.6	10.8	2.2	54
15338.000000	45.2	102.0	V	180.0	63.8	18.6	8.8	54
17271.250000	53.3	102.0	V	180.0	77.2	23.9	0.7	54

Remark: 1. Correction Factor = Antenna factor+ Insertion loss (cable loss + amplifier gain)

This report shall not be reproduced except in full, without the written approval of TA Technology (Shanghai) Co., Ltd.

RE 18-26.5GHz PK+AV

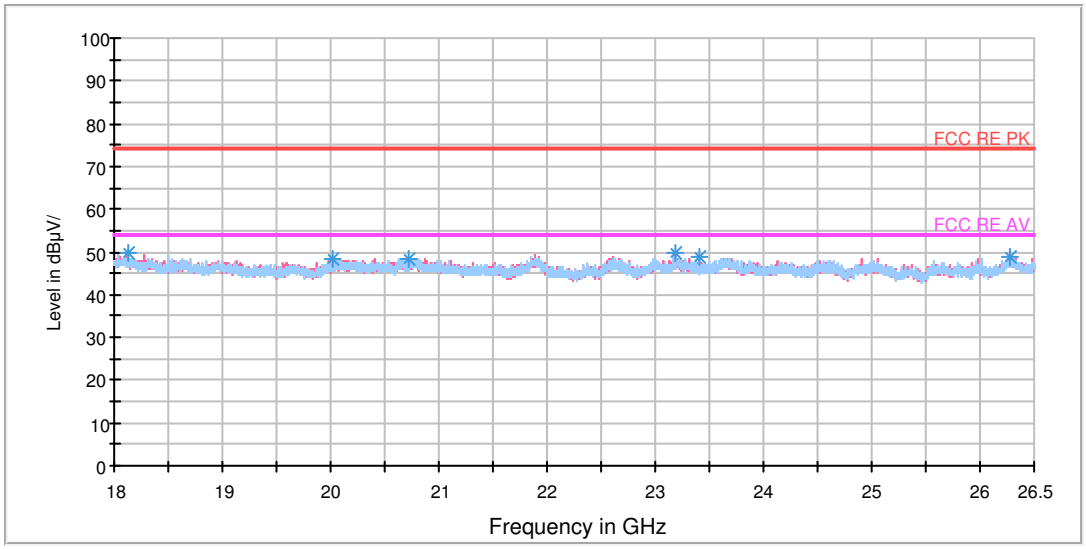

Radiates Emission from 18GHz to 26.5GHz

Frequency (MHz)	Peak (dBuV/m)	Polarization	Azimuth (deg)	Reading value (dBuV/m)	Correct Factor (dB)	Margin (dB)	Limit (dBuV/m)
18125.375000	49.8	H	0.0	52.1	-2.3	24.2	74
20026.187500	48.4	H	182.0	54.1	-5.7	25.6	74
20723.187500	48.5	V	0.0	55.2	-6.7	25.5	74
23178.625000	49.7	V	330.0	55.7	-6.0	24.3	74
23410.250000	49.0	H	30.0	54.9	-5.9	25.0	74
26284.312500	48.7	V	156.0	54.1	-5.4	25.3	74

Remark: 1. Correction Factor = Antenna factor+ Insertion loss (cable loss + amplifier gain)

Frequency (MHz)	Average (dBuV/m)	Polarization	Azimuth (deg)	Reading value (dBuV/m)	Correct Factor (dB)	Margin (dB)	Limit (dBuV/m)
18018.062500	37.2	101.0	V	39.1	-1.9	16.8	54
20084.625000	36.3	101.0	V	42.0	-5.7	17.7	54
20739.125000	36.5	101.0	H	43.3	-6.8	17.5	54
21899.375000	36.8	101.0	V	44.8	-8.0	17.2	54
23706.687500	36.8	101.0	V	42.7	-5.9	17.2	54
26282.187500	36.9	101.0	V	42.3	-5.4	17.1	54

Remark: 1. Correction Factor = Antenna factor+ Insertion loss (cable loss + amplifier gain)

This report shall not be reproduced except in full, without the written approval of TA Technology (Shanghai) Co., Ltd.

Full Spectrum

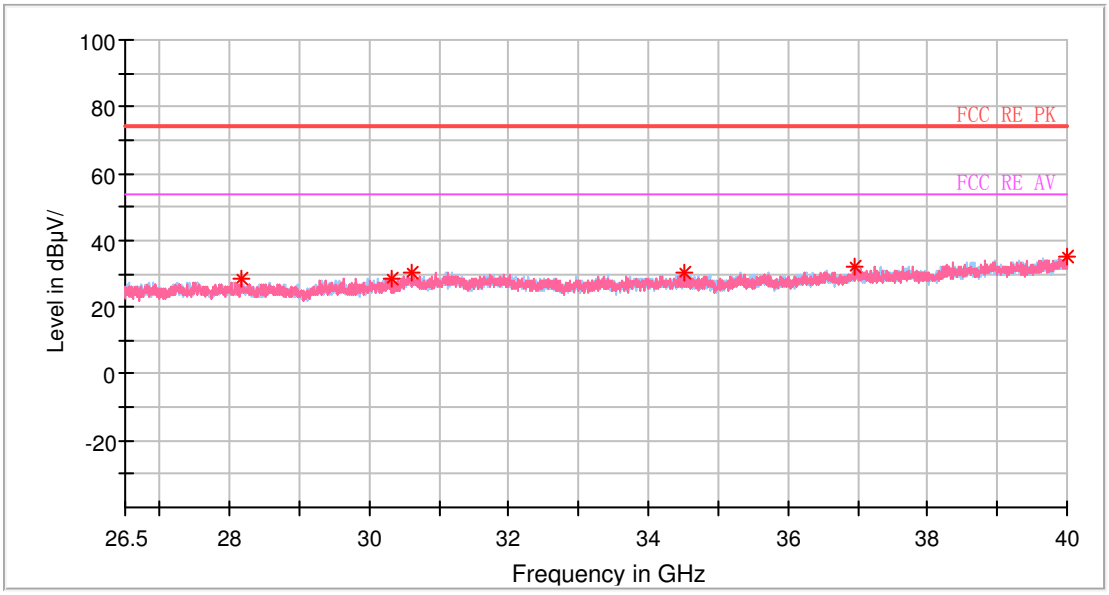

Radiates Emission from 26.5GHz to 40GHz

Frequency (MHz)	Peak (dBuV/m)	Polarization	Azimuth (deg)	Reading value (dBuV/m)	Correct Factor (dB)	Margin (dB)	Limit (dBuV/m)
28170.625000	28.2	V	0.0	44.7	-16.5	45.8	74
30330.625000	28.8	V	0.0	45.6	-16.8	45.2	74
30614.125000	30.4	H	0.0	46.8	-16.4	43.6	74
34525.750000	30.6	V	0.0	47.2	-16.6	43.4	74
36962.500000	32.1	V	0.0	48.7	-16.6	41.9	74
39996.625000	35.1	H	0.0	51.0	-15.9	38.9	74

Remark: 1. Correction Factor = Antenna factor+ Insertion loss (cable loss + amplifier gain)

Frequency (MHz)	Average (dBuV/m)	Polarization	Azimuth (deg)	Reading value (dBuV/m)	Correct Factor (dB)	Margin (dB)	Limit (dBuV/m)
27522.625000	17.9	H	0.0	35.0	-17.1	36.1	54
30256.375000	18.8	V	0.0	35.8	-17.0	35.2	54
30641.125000	20.6	H	0.0	37.0	-16.4	33.4	54
34525.750000	19.8	V	0.0	36.4	-16.6	34.2	54
37235.875000	21.7	H	0.0	38.3	-16.6	32.3	54
39929.125000	25.3	V	0.0	41.2	-15.9	28.7	54

Remark: 1. Correction Factor = Antenna factor+ Insertion loss (cable loss + amplifier gain)

This report shall not be reproduced except in full, without the written approval of TA Technology (Shanghai) Co., Ltd.

802.11ac (HT40) CH159

FCC RE 0.03-1GHz QP Class C

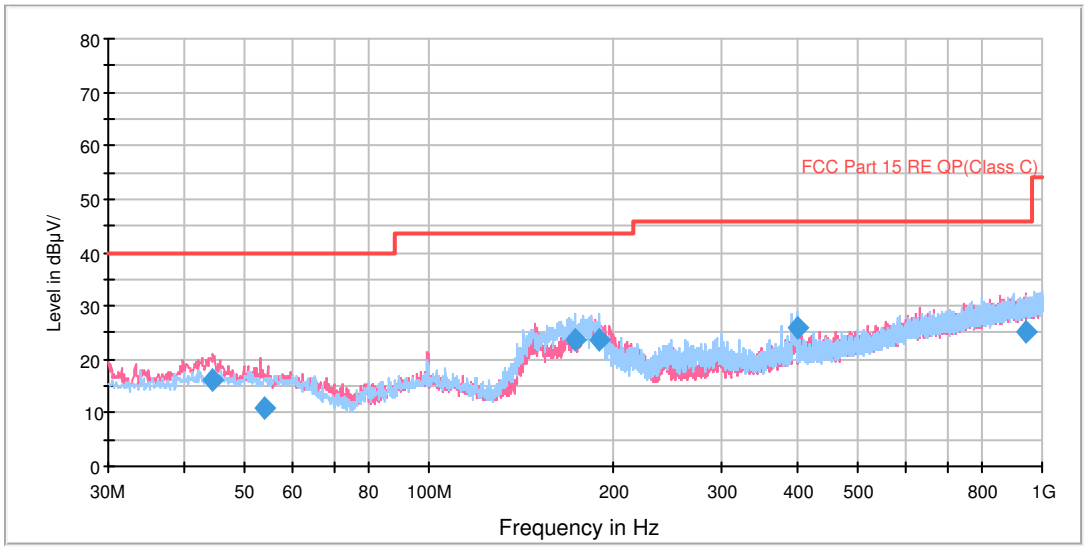

Radiates Emission from 30MHz to 1GHz

Frequency (MHz)	Quasi-Peak (dBuV/m)	Height (cm)	Polarization	Azimuth (deg)	Reading value (dBuV/m)	Correct Factor (dB)	Margin (dB)	Limit (dBuV/m)
44.228750	16.0	100.0	V	315.0	29.1	13.1	24.0	40.0
54.013750	10.8	111.0	V	75.0	23.6	12.8	29.2	40.0
173.193750	23.7	125.0	H	74.0	34.2	10.5	19.8	43.5
189.160000	23.7	100.0	H	58.0	35.1	11.4	19.8	43.5
399.530000	26.0	100.0	H	206.0	43.9	17.9	20.0	46.0
943.866250	25.2	113.0	V	10.0	51.3	26.1	20.8	46.0

Remark: 1. Quasi-Peak = Reading value + Correction factor

2. Correction Factor = Antenna factor+ Insertion loss(cable loss+amplifier gain)

3. Margin = Limit – Quasi-Peak

This report shall not be reproduced except in full, without the written approval of TA Technology (Shanghai) Co., Ltd.

RE 1G-3GHz PK+AV

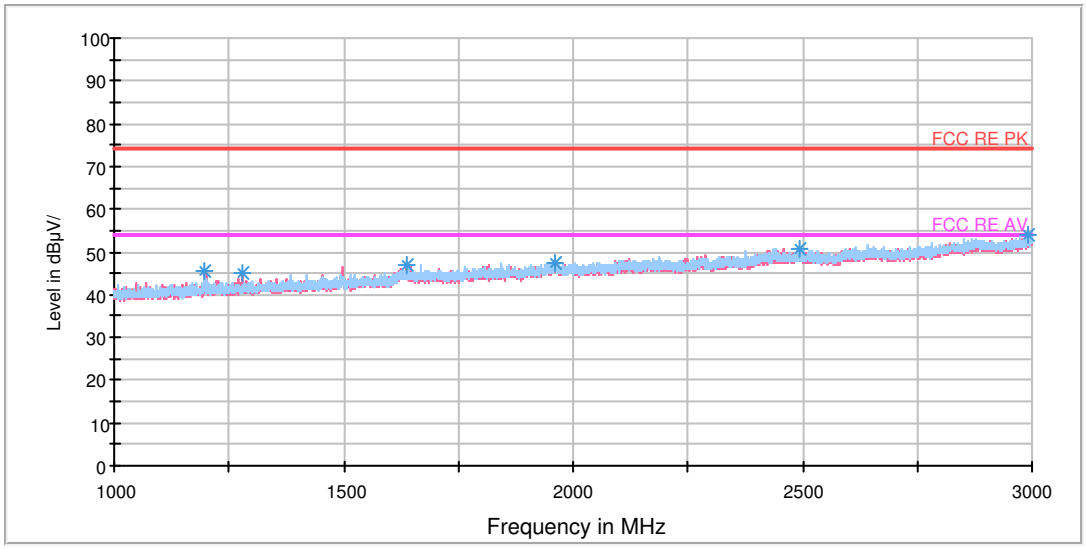

Radiates Emission from 1GHz to 3GHz

Frequency (MHz)	Peak (dBuV/m)	Height (cm)	Polarization	Azimuth (deg)	Reading value (dBuV/m)	Correct Factor (dB)	Margin (dB)	Limit (dBuV/m)
1196.250000	45.8	102.0	V	303.0	54.0	-8.2	28.2	74
1281.000000	45.1	102.0	V	224.0	52.7	-7.6	28.9	74
1635.500000	46.9	102.0	V	0.0	51.6	-4.7	27.1	74
1959.500000	47.6	102.0	V	303.0	50.8	-3.2	26.4	74
2494.500000	50.9	102.0	H	0.0	51.1	0.2	23.1	74
2992.250000	53.8	102.0	H	3.0	56.0	2.2	20.2	74

Remark: 1. Correction Factor = Antenna factor+ Insertion loss (cable loss + amplifier gain)

Frequency (MHz)	Average (dBuV/m)	Height (cm)	Polarization	Azimuth (deg)	Reading value (dBuV/m)	Correct Factor (dB)	Margin (dB)	Limit (dBuV/m)
1197.750000	32.4	102.0	V	128.0	40.6	-8.2	21.6	54
1265.750000	32.6	102.0	V	59.0	40.3	-7.7	21.4	54
1646.750000	35.2	102.0	V	128.0	40.2	-5.0	18.8	54
1992.000000	36.2	102.0	V	287.0	39.5	-3.3	17.8	54
2492.250000	39.0	102.0	H	328.0	39.3	0.3	15.0	54
2995.000000	45.3	102.0	H	328.0	47.6	2.3	8.7	54

Remark: 1. Correction Factor = Antenna factor+ Insertion loss (cable loss + amplifier gain)

This report shall not be reproduced except in full, without the written approval of TA Technology (Shanghai) Co., Ltd.

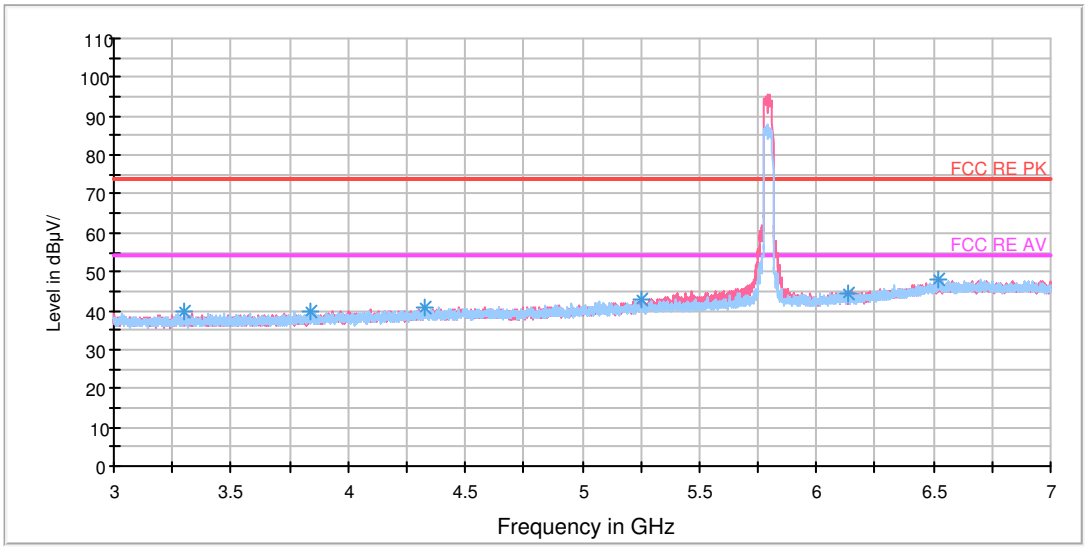

Note: The signal beyond the limit is carrier.
Radiates Emission from 3GHz to 7GHz

Frequency (MHz)	Peak (dBuV/m)	Height (cm)	Polarization	Azimuth (deg)	Reading value (dBuV/m)	Correct Factor (dB)	Margin (dB)	Limit (dBuV/m)
3298.500000	39.8	100.0	V	358.0	40.6	0.8	34.2	74
3839.000000	39.9	100.0	H	9.0	41.2	1.3	34.1	74
4330.500000	40.7	100.0	V	282.0	43.1	2.4	33.3	74
5254.500000	42.8	100.0	V	269.0	46.4	3.6	31.2	74
6133.000000	44.4	100.0	V	242.0	49.8	5.4	29.6	74
6524.500000	48.0	100.0	H	47.0	56.5	8.5	26.0	74

Remark: 1. Correction Factor = Antenna factor+ Insertion loss (cable loss + amplifier gain)

Frequency (MHz)	Average (dBuV/m)	Height (cm)	Polarization	Azimuth (deg)	Reading value (dBuV/m)	Correct Factor (dB)	Margin (dB)	Limit (dBuV/m)
3050.000000	27.2	100.0	V	6.0	28.2	1.0	26.8	54
3958.500000	28.5	100.0	H	0.0	30.6	2.1	25.5	54
4499.500000	29.3	100.0	V	55.0	32.2	2.9	24.7	54
5259.500000	31.0	100.0	V	242.0	34.5	3.5	23.0	54
6182.000000	32.7	100.0	V	353.0	38.4	5.7	21.3	54
6729.000000	36.0	100.0	V	353.0	44.6	8.6	18.0	54

Remark: 1. Correction Factor = Antenna factor+ Insertion loss (cable loss + amplifier gain)

This report shall not be reproduced except in full, without the written approval of TA Technology (Shanghai) Co., Ltd.

RE 7-18GHz PK

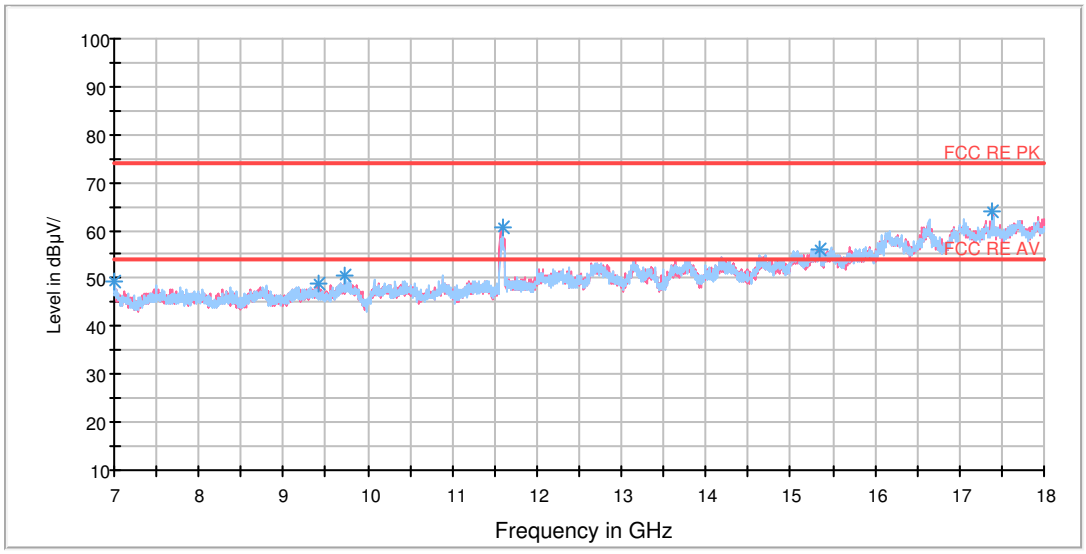

Radiates Emission from 7GHz to 18GHz

Frequency (MHz)	Peak (dBuV/m)	Height (cm)	Polarization	Azimuth (deg)	Reading value (dBuV/m)	Correct Factor (dB)	Margin (dB)	Limit (dBuV/m)
7000.000000	49.2	101.0	H	149.0	57.7	8.5	24.8	74
9422.750000	49.0	101.0	V	260.0	58.9	9.9	25.0	74
9736.250000	50.4	101.0	H	63.0	61.0	10.6	23.6	74
11598.000000	60.5	101.0	V	350.0	71.6	11.1	13.5	74
15349.000000	55.9	101.0	V	5.0	74.4	18.5	18.1	74
17389.500000	63.9	101.0	V	335.0	88.8	24.9	10.1	74

Remark: 1. Correction Factor = Antenna factor+ Insertion loss (cable loss + amplifier gain)

Frequency (MHz)	Average (dBuV/m)	Height (cm)	Polarization	Azimuth (deg)	Reading value (dBuV/m)	Correct Factor (dB)	Margin (dB)	Limit (dBuV/m)
7000.000000	38.3	102.0	V	180.0	46.8	8.5	15.7	54
9587.750000	38.0	102.0	V	180.0	47.9	9.9	16.0	54
9739.000000	39.1	102.0	V	0.0	49.8	10.7	14.9	54
11592.500000	51.2	102.0	V	180.0	62.4	11.2	2.8	54
15329.750000	45.2	102.0	V	180.0	63.6	18.4	8.8	54
17392.250000	53.6	102.0	V	180.0	78.7	25.1	0.4	54

Remark: 1. Correction Factor = Antenna factor+ Insertion loss (cable loss + amplifier gain)

This report shall not be reproduced except in full, without the written approval of TA Technology (Shanghai) Co., Ltd.

RE 18-26.5GHz PK+AV

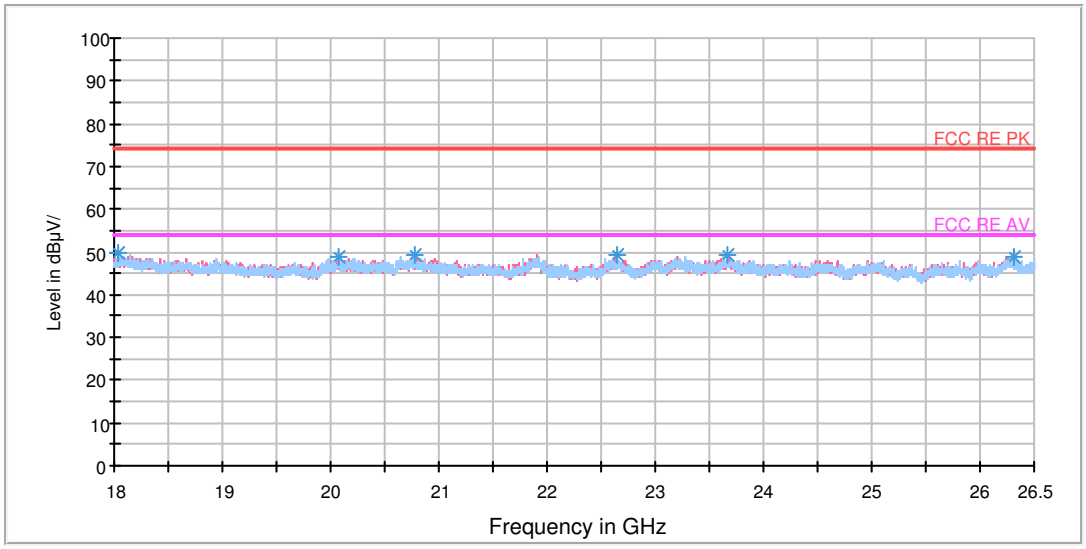

Radiates Emission from 18GHz to 26.5GHz

Frequency (MHz)	Peak (dBuV/m)	Polarization	Azimuth (deg)	Reading value (dBuV/m)	Correct Factor (dB)	Margin (dB)	Limit (dBuV/m)
18039.312500	49.6	V	0.0	51.6	-2.0	24.4	74
20067.625000	48.8	H	205.0	54.5	-5.7	25.2	74
20780.562500	49.1	H	0.0	56.0	-6.9	24.9	74
22646.312500	49.3	H	161.0	56.0	-6.7	24.7	74
23663.125000	49.1	V	353.0	55.0	-5.9	24.9	74
26308.750000	48.7	H	29.0	54.1	-5.4	25.3	74

Remark: 1. Correction Factor = Antenna factor+ Insertion loss (cable loss + amplifier gain)

Frequency (MHz)	Average (dBuV/m)	Polarization	Azimuth (deg)	Reading value (dBuV/m)	Correct Factor (dB)	Margin (dB)	Limit (dBuV/m)
18027.625000	37.3	V	244.0	39.2	-1.9	16.7	54
20085.687500	36.4	H	140.0	42.1	-5.7	17.6	54
20746.562500	36.5	H	0.0	43.3	-6.8	17.5	54
21890.875000	36.9	H	0.0	44.9	-8.0	17.1	54
23668.437500	36.7	V	331.0	42.6	-5.9	17.3	54
26294.937500	36.8	V	178.0	42.2	-5.4	17.2	54

Remark: 1. Correction Factor = Antenna factor+ Insertion loss (cable loss + amplifier gain)

This report shall not be reproduced except in full, without the written approval of TA Technology (Shanghai) Co., Ltd.

Full Spectrum

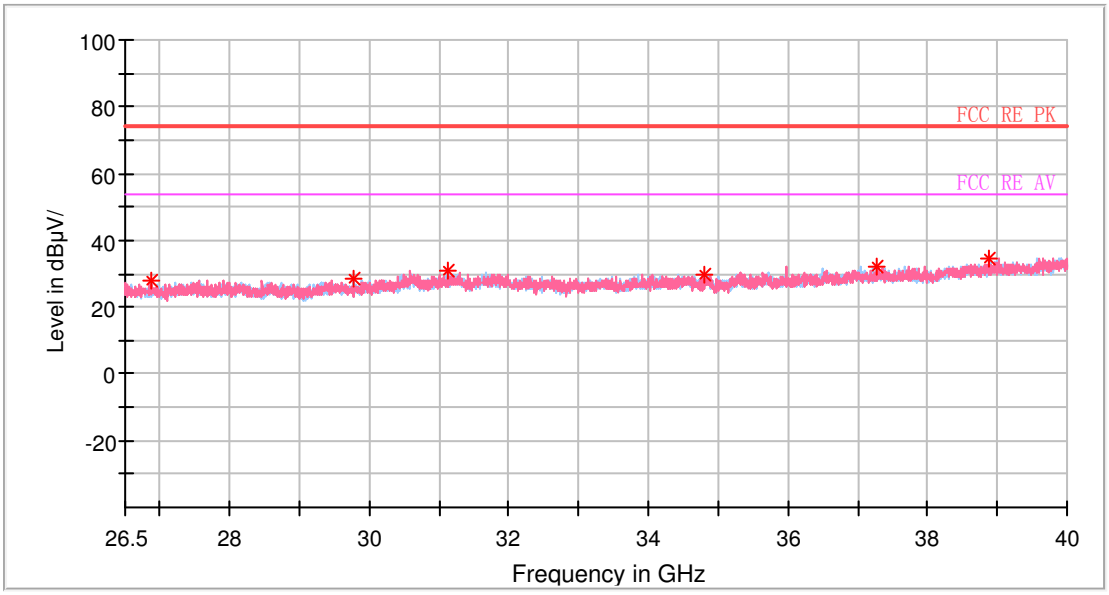

Radiates Emission from 26.5GHz to 40GHz

Frequency (MHz)	Peak (dBuV/m)	Polarization	Azimuth (deg)	Reading value (dBuV/m)	Correct Factor (dB)	Margin (dB)	Limit (dBuV/m)
26874.625000	28.1	H	0.0	45.6	-17.5	45.9	74
29767.000000	28.4	H	0.0	45.6	-17.2	45.6	74
31110.250000	31.0	H	0.0	46.8	-15.8	43.0	74
34802.500000	29.7	H	0.0	46.5	-16.8	44.3	74
37276.375000	32.1	H	0.0	48.7	-16.6	41.9	74
38872.750000	34.8	V	0.0	50.5	-15.7	39.2	74

Remark: 1. Correction Factor = Antenna factor+ Insertion loss (cable loss + amplifier gain)

Frequency (MHz)	Average (dBuV/m)	Polarization	Azimuth (deg)	Reading value (dBuV/m)	Correct Factor (dB)	Margin (dB)	Limit (dBuV/m)
28150.375000	18.2	H	0.0	34.6	-16.4	35.8	54
30361.000000	18.7	V	0.0	35.4	-16.7	35.3	54
31268.875000	20.4	H	0.0	36.5	-16.1	33.6	54
34802.500000	19.7	H	0.0	36.5	-16.8	34.3	54
37229.125000	21.5	H	0.0	38.1	-16.6	32.5	54
39878.500000	25.3	H	0.0	41.2	-15.9	28.7	54

Remark: 1. Correction Factor = Antenna factor+ Insertion loss (cable loss + amplifier gain)

This report shall not be reproduced except in full, without the written approval of TA Technology (Shanghai) Co., Ltd.

802.11ac (HT80) CH42

FCC RE 0.03-1GHz QP Class C

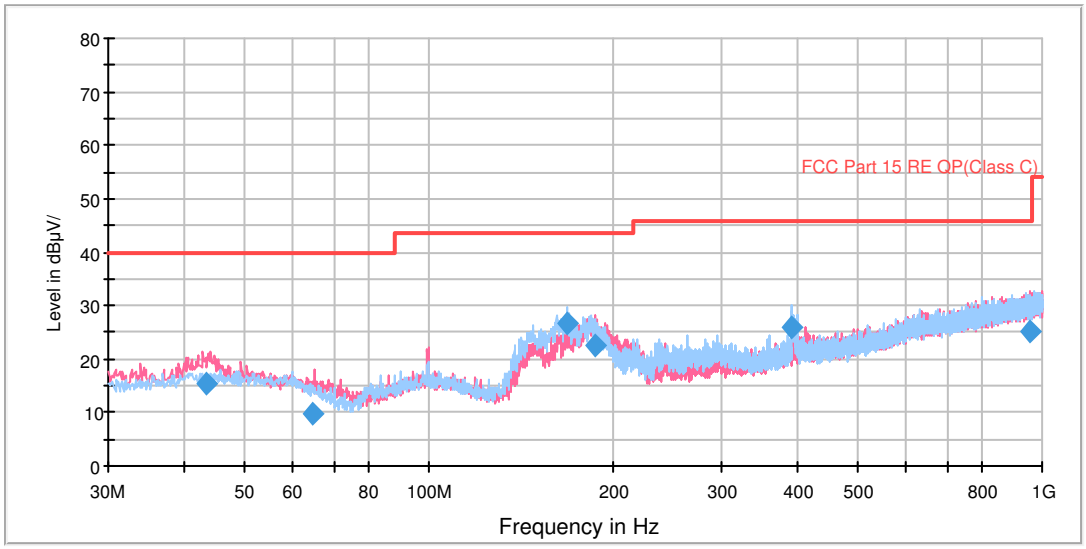

Radiates Emission from 30MHz to 1GHz

Frequency (MHz)	Quasi-Peak (dBuV/m)	Height (cm)	Polarization	Azimuth (deg)	Reading value (dBuV/m)	Correct Factor (dB)	Margin (dB)	Limit (dBuV/m)
43.412500	15.5	100.0	V	290.0	28.6	13.1	24.5	40.0
64.481250	9.7	100.0	V	117.0	20.4	10.7	30.3	40.0
168.022500	26.8	125.0	H	77.0	37.0	10.2	16.7	43.5
186.296250	22.6	100.0	V	127.0	33.8	11.2	20.9	43.5
391.122500	25.8	100.0	H	271.0	43.5	17.7	20.2	46.0
956.873750	25.3	114.0	V	0.0	51.4	26.1	20.7	46.0

Remark: 1. Quasi-Peak = Reading value + Correction factor

2. Correction Factor = Antenna factor+ Insertion loss(cable loss+amplifier gain)

3. Margin = Limit – Quasi-Peak

This report shall not be reproduced except in full, without the written approval of TA Technology (Shanghai) Co., Ltd.

RE 1G-3GHz PK+AV

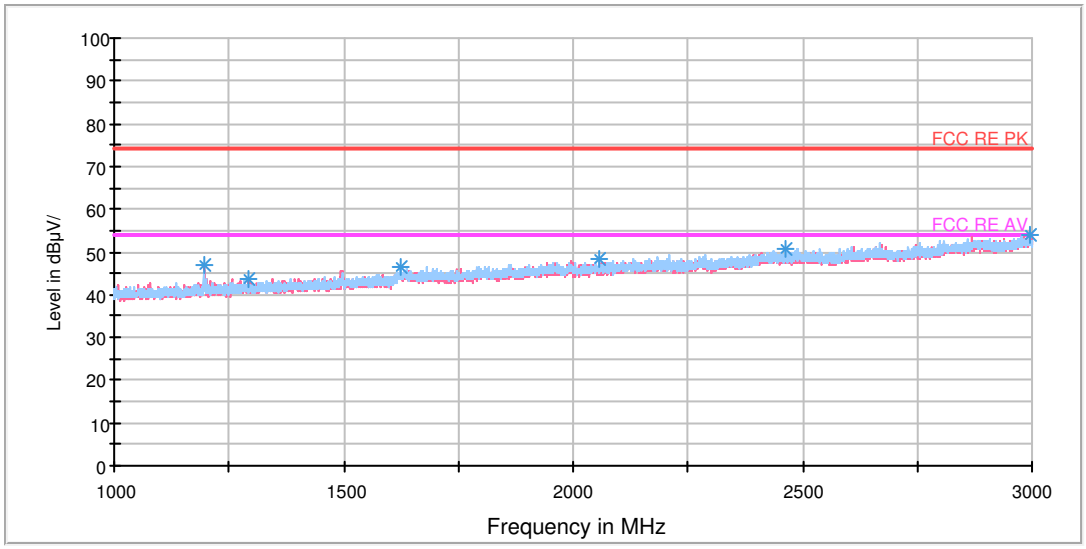

Radiates Emission from 1GHz to 3GHz

Frequency (MHz)	Peak (dBuV/m)	Height (cm)	Polarization	Azimuth (deg)	Reading value (dBuV/m)	Correct Factor (dB)	Margin (dB)	Limit (dBuV/m)
1194.750000	46.9	102.0	V	294.0	55.1	-8.2	27.1	74
1294.250000	43.7	102.0	V	53.0	51.5	-7.8	30.3	74
1625.500000	46.5	102.0	H	0.0	51.3	-4.8	27.5	74
2057.500000	48.2	102.0	H	172.0	51.4	-3.2	25.8	74
2461.250000	50.5	102.0	H	0.0	51.0	-0.5	23.5	74
2995.250000	54.0	102.0	V	0.0	56.3	2.3	20.0	74

Remark: 1. Correction Factor = Antenna factor+ Insertion loss (cable loss + amplifier gain)

Frequency (MHz)	Average (dBuV/m)	Height (cm)	Polarization	Azimuth (deg)	Reading value (dBuV/m)	Correct Factor (dB)	Margin (dB)	Limit (dBuV/m)
1183.000000	31.7	102.0	V	137.0	39.7	-8.0	22.3	54
1294.250000	32.5	102.0	V	53.0	40.3	-7.8	21.5	54
1646.750000	35.4	102.0	V	327.0	40.4	-5.0	18.6	54
2046.500000	36.1	102.0	H	0.0	39.3	-3.2	17.9	54
2489.750000	39.1	102.0	H	109.0	39.4	0.3	14.9	54
2994.500000	44.5	102.0	V	0.0	46.8	2.3	9.5	54

Remark: 1. Correction Factor = Antenna factor+ Insertion loss (cable loss + amplifier gain)

This report shall not be reproduced except in full, without the written approval of TA Technology (Shanghai) Co., Ltd.

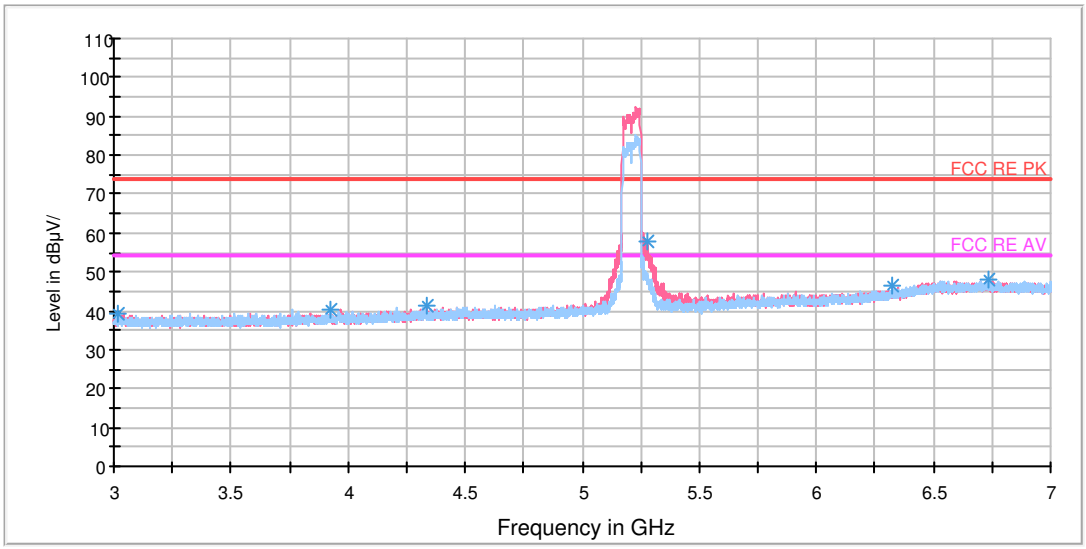

Note: The signal beyond the limit is carrier.
Radiates Emission from 3GHz to 7GHz

Frequency (MHz)	Peak (dBuV/m)	Height (cm)	Polarization	Azimuth (deg)	Reading value (dBuV/m)	Correct Factor (dB)	Margin (dB)	Limit (dBuV/m)
3021.000000	39.5	100.0	H	191.0	40.0	0.5	34.5	74
3921.500000	40.1	100.0	H	0.0	41.4	1.3	33.9	74
4332.500000	41.5	100.0	V	351.0	43.8	2.3	32.5	74
5278.500000	57.9	100.0	V	242.0	61.2	3.3	16.1	74
6323.500000	46.5	100.0	V	0.0	53.2	6.7	27.5	74
6732.500000	48.2	100.0	H	61.0	56.7	8.5	25.8	74

Remark: 1. Correction Factor = Antenna factor+ Insertion loss (cable loss + amplifier gain)

Frequency (MHz)	Average (dBuV/m)	Height (cm)	Polarization	Azimuth (deg)	Reading value (dBuV/m)	Correct Factor (dB)	Margin (dB)	Limit (dBuV/m)
3032.500000	27.4	100.0	H	16.0	28.2	0.8	26.6	54
3959.000000	28.4	100.0	V	359.0	30.6	2.2	25.6	54
4498.500000	29.3	100.0	H	75.0	32.1	2.8	24.7	54
5278.500000	43.5	100.0	V	242.0	46.8	3.3	10.5	54
6521.000000	35.9	100.0	V	355.0	44.3	8.4	18.1	54
6727.000000	36.1	100.0	V	359.0	44.7	8.6	17.9	54

Remark: 1. Correction Factor = Antenna factor+ Insertion loss (cable loss + amplifier gain)

This report shall not be reproduced except in full, without the written approval of TA Technology (Shanghai) Co., Ltd.

RE 7-18GHz PK

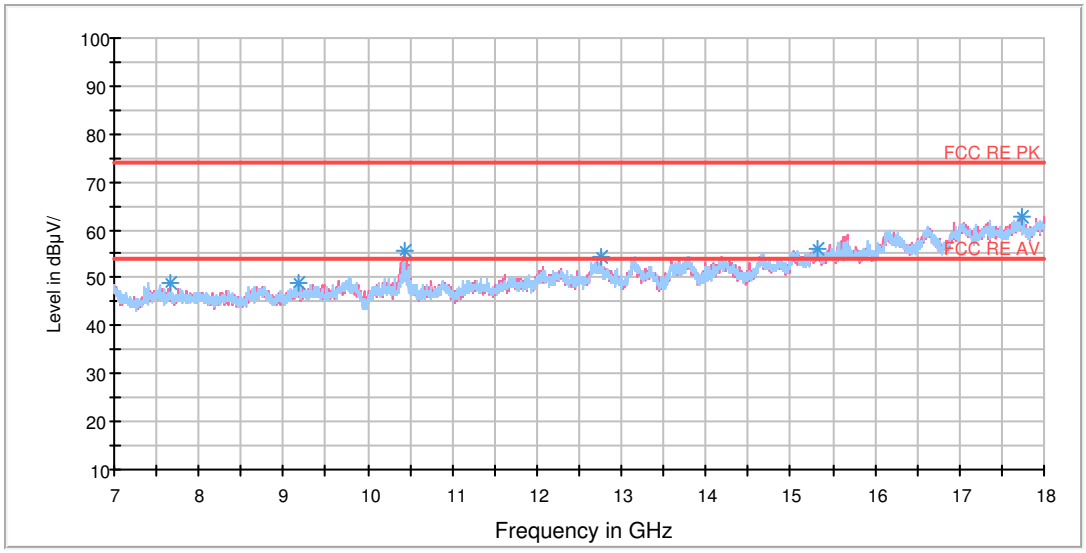

Radiates Emission from 7GHz to 18GHz

Frequency (MHz)	Peak (dBuV/m)	Height (cm)	Polarization	Azimuth (deg)	Reading value (dBuV/m)	Correct Factor (dB)	Margin (dB)	Limit (dBuV/m)
7668.250000	48.9	101.0	H	323.0	56.4	7.5	25.1	74
9189.000000	48.8	101.0	V	188.0	57.5	8.7	25.2	74
10426.500000	55.4	101.0	V	350.0	65.7	10.3	18.6	74
12753.000000	54.2	101.0	H	135.0	68.8	14.6	19.8	74
15318.750000	56.2	101.0	H	299.0	74.4	18.2	17.8	74
17744.250000	62.8	101.0	H	288.0	87.1	24.3	11.2	74

Remark: 1. Correction Factor = Antenna factor+ Insertion loss (cable loss + amplifier gain)

Frequency (MHz)	Average (dBuV/m)	Height (cm)	Polarization	Azimuth (deg)	Reading value (dBuV/m)	Correct Factor (dB)	Margin (dB)	Limit (dBuV/m)
7000.000000	38.3	102.0	V	180.0	46.8	8.5	15.7	54
9587.750000	38.1	102.0	V	180.0	48.0	9.9	15.9	54
10421.000000	45.4	102.0	V	0.0	55.6	10.2	8.6	54
13138.000000	43.2	102.0	V	180.0	58.6	15.4	10.8	54
15335.250000	45.2	102.0	V	0.0	63.7	18.5	8.8	54
17708.500000	51.9	102.0	V	180.0	76.7	24.8	2.1	54

Remark: 1. Correction Factor = Antenna factor+ Insertion loss (cable loss + amplifier gain)

This report shall not be reproduced except in full, without the written approval of TA Technology (Shanghai) Co., Ltd.

RE 18-26.5GHz PK+AV

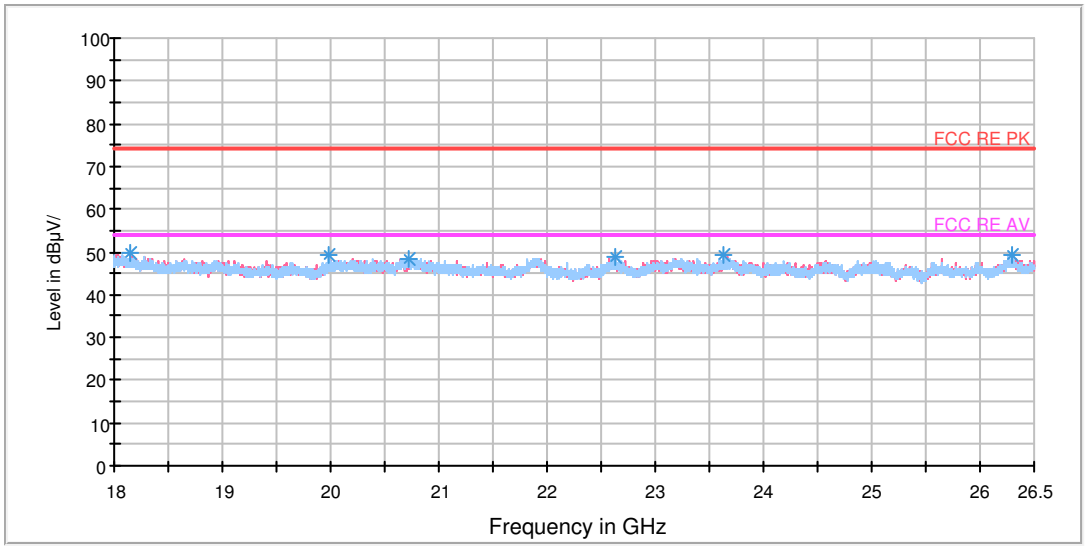

Radiates Emission from 18GHz to 26.5GHz

Frequency (MHz)	Peak (dBuV/m)	Polarization	Azimuth (deg)	Reading value (dBuV/m)	Correct Factor (dB)	Margin (dB)	Limit (dBuV/m)
18147.687500	49.7	V	354.0	52.1	-2.4	24.3	74
19986.875000	49.1	H	0.0	54.8	-5.7	24.9	74
20726.375000	48.6	V	266.0	55.4	-6.8	25.4	74
22633.562500	48.9	V	178.0	55.6	-6.7	25.1	74
23634.437500	49.1	H	205.0	55.0	-5.9	24.9	74
26294.937500	49.3	V	0.0	54.7	-5.4	24.7	74

Remark: 1. Correction Factor = Antenna factor+ Insertion loss (cable loss + amplifier gain)

Frequency (MHz)	Average (dBuV/m)	Polarization	Azimuth (deg)	Reading value (dBuV/m)	Correct Factor (dB)	Margin (dB)	Limit (dBuV/m)
18068.000000	37.2	H	0.0	39.3	-2.1	16.8	54
20060.187500	36.3	V	244.0	42.0	-5.7	17.7	54
20747.625000	36.6	V	155.0	43.4	-6.8	17.4	54
21904.687500	37.0	H	160.0	45.0	-8.0	17.0	54
23700.312500	36.6	H	160.0	42.5	-5.9	17.4	54
26296.000000	36.8	V	0.0	42.2	-5.4	17.2	54

Remark: 1. Correction Factor = Antenna factor+ Insertion loss (cable loss + amplifier gain)

This report shall not be reproduced except in full, without the written approval of TA Technology (Shanghai) Co., Ltd.

Full Spectrum

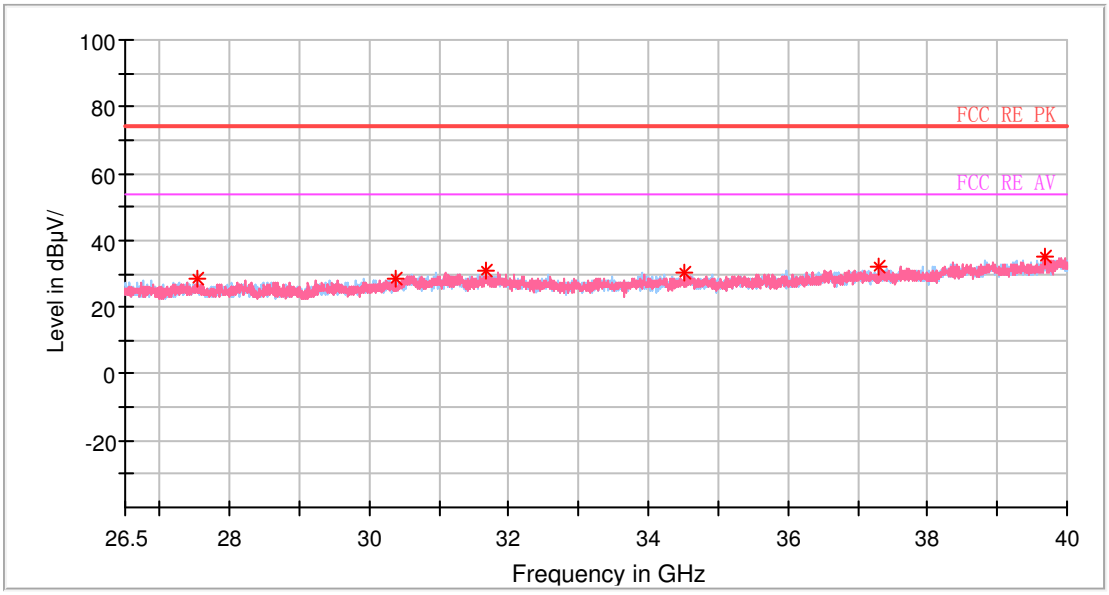

Radiates Emission from 26.5GHz to 40GHz

Frequency (MHz)	Peak (dBuV/m)	Polarization	Azimuth (deg)	Reading value (dBuV/m)	Correct Factor (dB)	Margin (dB)	Limit (dBuV/m)
27536.125000	28.4	H	0.0	45.5	-17.1	45.6	74
30377.875000	28.6	H	0.0	45.3	-16.7	45.4	74
31660.375000	31.1	H	0.0	46.7	-15.6	42.9	74
34519.000000	30.5	H	0.0	47.1	-16.6	43.5	74
37310.125000	32.4	H	0.0	48.9	-16.5	41.6	74
39689.500000	35.2	V	0.0	51.0	-15.8	38.8	74

Remark: 1. Correction Factor = Antenna factor+ Insertion loss (cable loss + amplifier gain)

Frequency (MHz)	Average (dBuV/m)	Polarization	Azimuth (deg)	Reading value (dBuV/m)	Correct Factor (dB)	Margin (dB)	Limit (dBuV/m)
27542.875000	17.7	V	0.0	34.8	-17.1	36.3	54
30280.000000	18.7	H	0.0	35.6	-16.9	35.3	54
31687.375000	20.3	H	0.0	35.8	-15.5	33.7	54
34549.375000	20.0	V	0.0	36.6	-16.6	34.0	54
37030.000000	21.8	H	0.0	38.4	-16.6	32.2	54
39902.125000	25.5	H	0.0	41.4	-15.9	28.5	54

Remark: 1. Correction Factor = Antenna factor+ Insertion loss (cable loss + amplifier gain)

This report shall not be reproduced except in full, without the written approval of TA Technology (Shanghai) Co., Ltd.

802.11ac (HT80) CH58

FCC RE 0.03-1GHz QP Class C

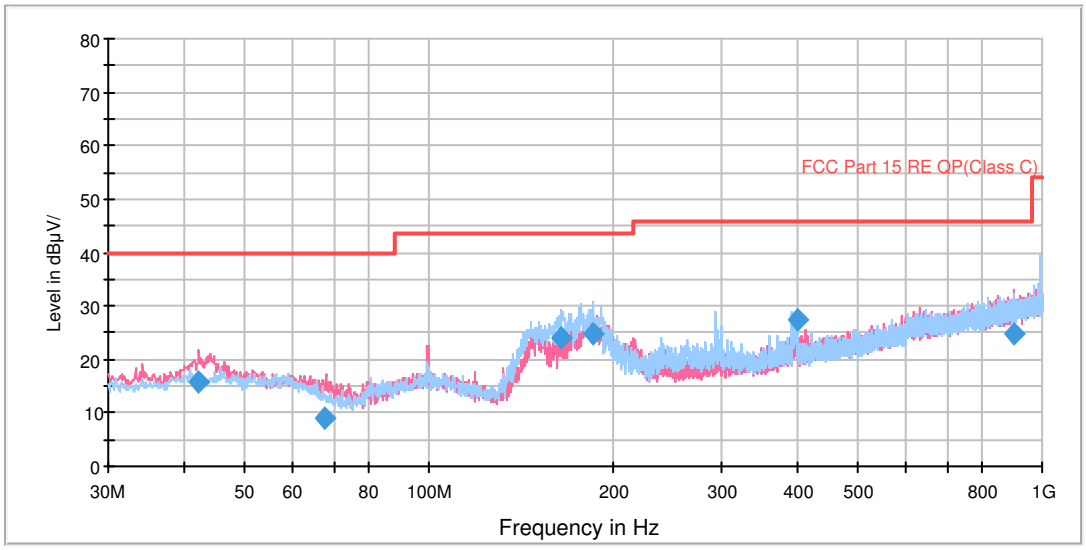

Radiates Emission from 30MHz to 1GHz

Frequency (MHz)	Quasi-Peak (dBuV/m)	Height (cm)	Polarization	Azimuth (deg)	Reading value (dBuV/m)	Correct Factor (dB)	Margin (dB)	Limit (dBuV/m)
42.246250	15.6	100.0	V	322.0	28.8	13.2	24.4	40.0
67.431250	9.1	100.0	V	15.0	18.7	9.6	30.9	40.0
164.225000	24.1	125.0	H	81.0	34.0	9.9	19.4	43.5
185.122500	24.7	100.0	H	59.0	35.8	11.1	18.8	43.5
399.125000	27.3	100.0	H	280.0	45.2	17.9	18.7	46.0
902.521250	24.6	125.0	V	0.0	50.3	25.7	21.4	46.0

Remark: 1. Quasi-Peak = Reading value + Correction factor

2. Correction Factor = Antenna factor+ Insertion loss(cable loss+amplifier gain)

3. Margin = Limit – Quasi-Peak

This report shall not be reproduced except in full, without the written approval of TA Technology (Shanghai) Co., Ltd.

RE 1G-3GHz PK+AV

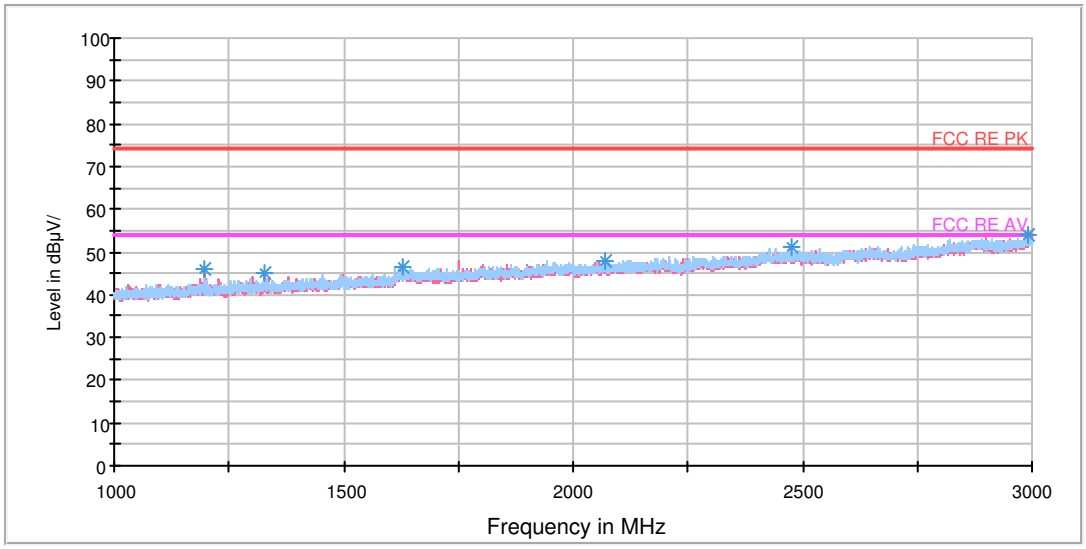

Radiates Emission from 1GHz to 3GHz

Frequency (MHz)	Peak (dBuV/m)	Height (cm)	Polarization	Azimuth (deg)	Reading value (dBuV/m)	Correct Factor (dB)	Margin (dB)	Limit (dBuV/m)
1195.250000	46.1	102.0	V	89.0	54.3	-8.2	27.9	74
1328.750000	45.0	102.0	V	0.0	52.4	-7.4	29.0	74
1628.750000	46.4	102.0	H	240.0	51.1	-4.7	27.6	74
2068.250000	47.9	102.0	V	53.0	51.0	-3.1	26.1	74
2475.250000	51.0	102.0	H	0.0	51.4	-0.4	23.0	74
2991.000000	53.9	102.0	H	64.0	56.1	2.2	20.1	74

Remark: 1. Correction Factor = Antenna factor+ Insertion loss (cable loss + amplifier gain)

Frequency (MHz)	Average (dBuV/m)	Height (cm)	Polarization	Azimuth (deg)	Reading value (dBuV/m)	Correct Factor (dB)	Margin (dB)	Limit (dBuV/m)
1199.000000	32.9	102.0	V	123.0	41.1	-8.2	21.1	54
1295.500000	32.7	102.0	V	311.0	40.5	-7.8	21.3	54
1647.000000	35.5	102.0	V	185.0	40.5	-5.0	18.5	54
1959.500000	36.1	102.0	H	64.0	39.3	-3.2	17.9	54
2491.000000	38.9	102.0	H	0.0	39.2	0.3	15.1	54
2994.750000	45.6	102.0	H	326.0	47.9	2.3	8.4	54

Remark: 1. Correction Factor = Antenna factor+ Insertion loss (cable loss + amplifier gain)

This report shall not be reproduced except in full, without the written approval of TA Technology (Shanghai) Co., Ltd.

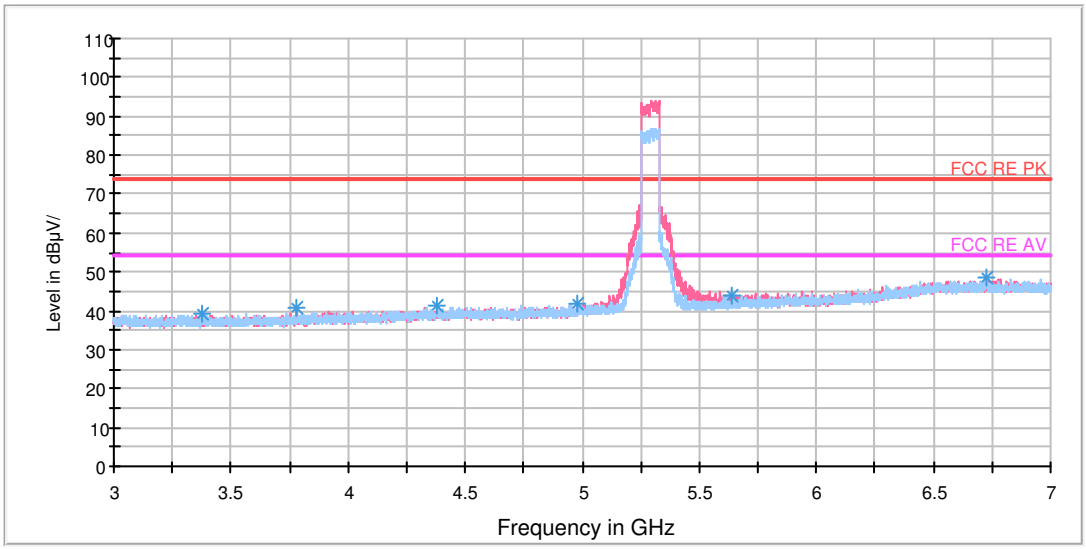

Note: The signal beyond the limit is carrier.
Radiates Emission from 3GHz to 7GHz

Frequency (MHz)	Peak (dBuV/m)	Height (cm)	Polarization	Azimuth (deg)	Reading value (dBuV/m)	Correct Factor (dB)	Margin (dB)	Limit (dBuV/m)
3373.000000	39.1	100.0	H	171.0	39.6	0.5	34.9	74
3783.500000	40.6	100.0	V	0.0	41.6	1.0	33.4	74
4383.000000	41.1	100.0	H	70.0	43.4	2.3	32.9	74
4982.500000	41.8	100.0	V	0.0	44.8	3.0	32.2	74
5641.000000	44.0	100.0	V	234.0	48.3	4.3	30.0	74
6723.500000	48.4	100.0	H	82.0	57.0	8.6	25.6	74

Remark: 1. Correction Factor = Antenna factor+ Insertion loss (cable loss + amplifier gain)

Frequency (MHz)	Average (dBuV/m)	Height (cm)	Polarization	Azimuth (deg)	Reading value (dBuV/m)	Correct Factor (dB)	Margin (dB)	Limit (dBuV/m)
3048.500000	27.3	100.0	V	0.0	28.3	1.0	26.7	54
3960.000000	28.3	100.0	H	57.0	30.6	2.3	25.7	54
4389.000000	29.2	100.0	H	57.0	31.7	2.5	24.8	54
5085.500000	31.0	100.0	V	273.0	34.3	3.3	23.0	54
5663.000000	33.0	100.0	V	247.0	37.5	4.5	21.0	54
6857.000000	36.1	100.0	H	209.0	44.3	8.2	17.9	54

Remark: 1. Correction Factor = Antenna factor+ Insertion loss (cable loss + amplifier gain)

This report shall not be reproduced except in full, without the written approval of TA Technology (Shanghai) Co., Ltd.

RE 7-18GHz PK

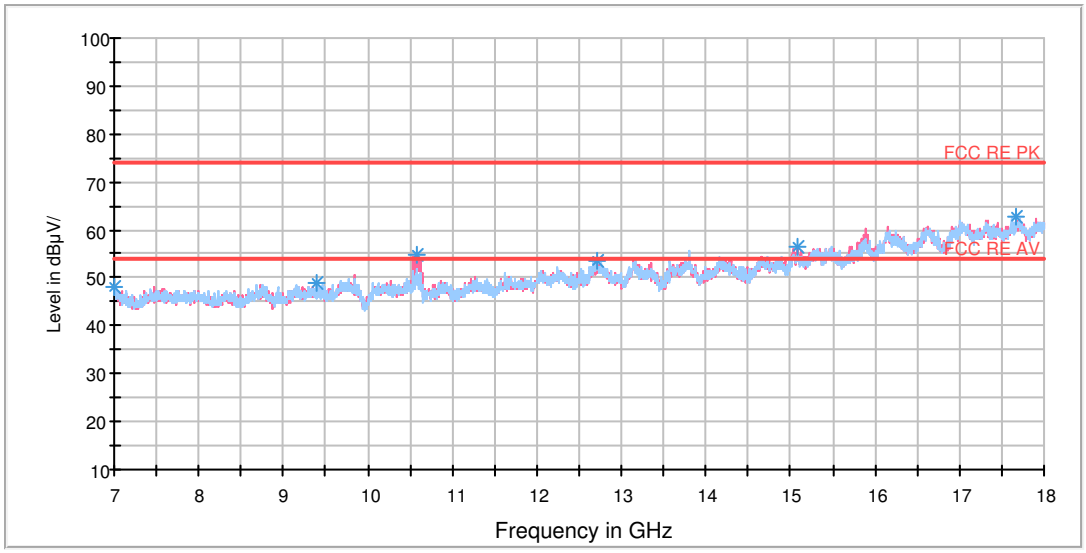

Radiates Emission from 7GHz to 18GHz

Frequency (MHz)	Peak (dBuV/m)	Height (cm)	Polarization	Azimuth (deg)	Reading value (dBuV/m)	Correct Factor (dB)	Margin (dB)	Limit (dBuV/m)
7005.500000	48.3	101.0	H	267.0	56.7	8.4	25.7	74
9400.750000	49.0	101.0	V	0.0	59.4	10.4	25.0	74
10583.250000	54.6	101.0	V	17.0	64.9	10.3	19.4	74
12714.500000	53.4	101.0	H	115.0	67.8	14.4	20.6	74
15085.000000	56.7	101.0	V	157.0	75.3	18.6	17.3	74
17675.500000	62.9	101.0	H	125.0	87.5	24.6	11.1	74

Remark: 1. Correction Factor = Antenna factor+ Insertion loss (cable loss + amplifier gain)

Frequency (MHz)	Average (dBuV/m)	Height (cm)	Polarization	Azimuth (deg)	Reading value (dBuV/m)	Correct Factor (dB)	Margin (dB)	Limit (dBuV/m)
7000.000000	38.3	102.0	V	180.0	46.8	8.5	15.7	54
9587.750000	38.1	102.0	V	180.0	48.0	9.9	15.9	54
10580.500000	44.1	102.0	V	180.0	54.5	10.4	9.9	54
13138.000000	43.2	102.0	V	180.0	58.6	15.4	10.8	54
15041.000000	45.2	102.0	V	180.0	64.1	18.9	8.8	54
18000.000000	51.9	102.0	V	180.0	77.3	25.4	2.1	54

Remark: 1. Correction Factor = Antenna factor+ Insertion loss (cable loss + amplifier gain)

This report shall not be reproduced except in full, without the written approval of TA Technology (Shanghai) Co., Ltd.

RE 18-26.5GHz PK+AV

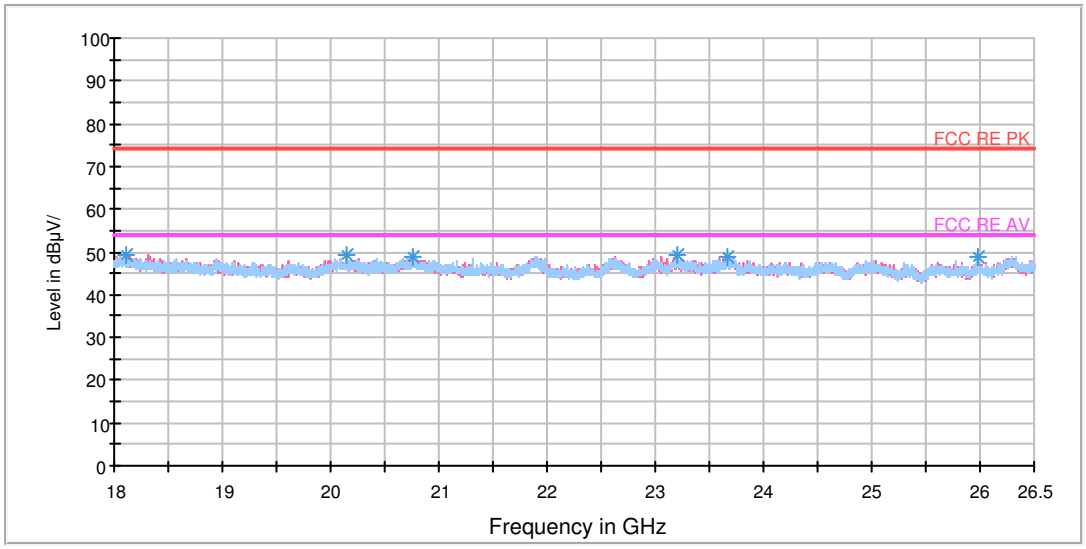

Radiates Emission from 18GHz to 26.5GHz

Frequency (MHz)	Peak (dBuV/m)	Polarization	Azimuth (deg)	Reading value (dBuV/m)	Correct Factor (dB)	Margin (dB)	Limit (dBuV/m)
18112.625000	49.1	V	291.0	51.4	-2.3	24.9	74
20146.250000	49.4	V	358.0	55.2	-5.8	24.6	74
20756.125000	48.9	H	74.0	55.7	-6.8	25.1	74
23197.750000	49.5	H	271.0	55.5	-6.0	24.5	74
23666.312500	48.8	H	0.0	54.7	-5.9	25.2	74
25973.000000	49.0	H	183.0	54.4	-5.4	25.0	74

Remark: 1. Correction Factor = Antenna factor+ Insertion loss (cable loss + amplifier gain)

Frequency (MHz)	Average (dBuV/m)	Polarization	Azimuth (deg)	Reading value (dBuV/m)	Correct Factor (dB)	Margin (dB)	Limit (dBuV/m)
18097.750000	37.3	H	0.0	39.5	-2.2	16.7	54
20059.125000	36.4	H	8.0	42.1	-5.7	17.6	54
20781.625000	36.5	V	65.0	43.4	-6.9	17.5	54
21900.437500	37.0	V	313.0	45.0	-8.0	17.0	54
23704.562500	36.6	H	52.0	42.5	-5.9	17.4	54
26282.187500	37.0	V	358.0	42.4	-5.4	17.0	54

Remark: 1. Correction Factor = Antenna factor+ Insertion loss (cable loss + amplifier gain)

This report shall not be reproduced except in full, without the written approval of TA Technology (Shanghai) Co., Ltd.

Full Spectrum

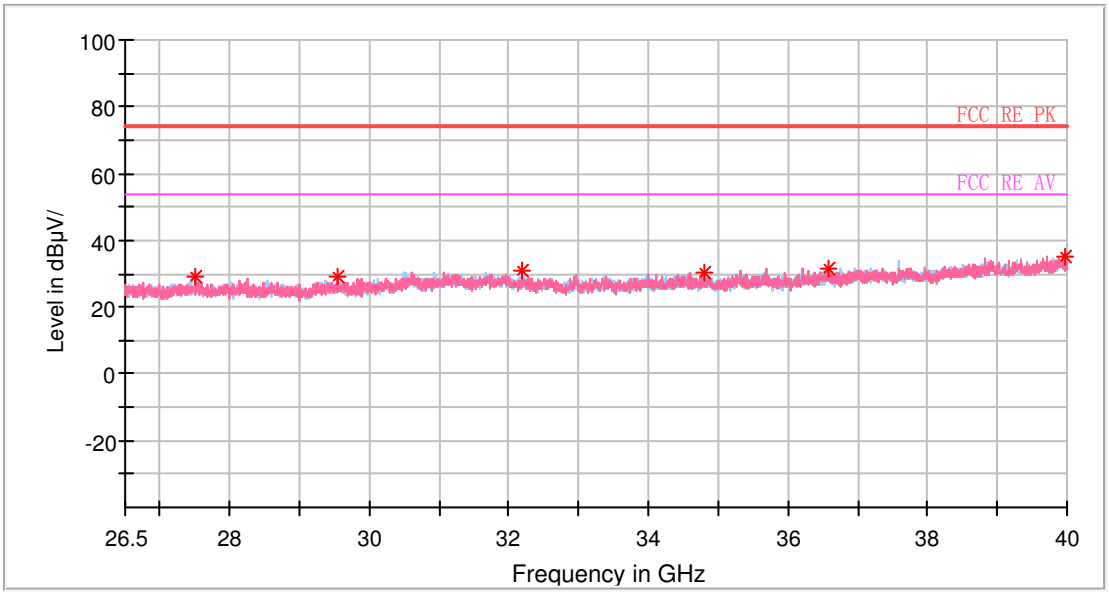

Radiates Emission from 26.5GHz to 40GHz

Frequency (MHz)	Peak (dBuV/m)	Polarization	Azimuth (deg)	Reading value (dBuV/m)	Correct Factor (dB)	Margin (dB)	Limit (dBuV/m)
27519.250000	29.4	V	0.0	46.5	-17.1	44.6	74
29551.000000	29.3	V	0.0	45.9	-16.6	44.7	74
32197.000000	30.7	H	0.0	46.5	-15.8	43.3	74
34809.250000	30.5	V	0.0	47.3	-16.8	43.5	74
36567.625000	31.7	H	0.0	48.3	-16.6	42.3	74
39969.625000	35.1	H	0.0	51.0	-15.9	38.9	74

Remark: 1. Correction Factor = Antenna factor+ Insertion loss (cable loss + amplifier gain)

Frequency (MHz)	Average (dBuV/m)	Polarization	Azimuth (deg)	Reading value (dBuV/m)	Correct Factor (dB)	Margin (dB)	Limit (dBuV/m)
28251.625000	17.6	V	0.0	34.2	-16.6	36.4	54
30266.500000	18.7	H	0.0	35.6	-16.9	35.3	54
31667.125000	20.6	H	0.0	36.2	-15.6	33.4	54
34616.875000	20.1	V	0.0	36.8	-16.7	33.9	54
36604.750000	21.8	H	0.0	38.4	-16.6	32.2	54
39885.250000	24.9	V	0.0	40.8	-15.9	29.1	54

Remark: 1. Correction Factor = Antenna factor+ Insertion loss (cable loss + amplifier gain)

This report shall not be reproduced except in full, without the written approval of TA Technology (Shanghai) Co., Ltd.

802.11ac (HT80) CH106

FCC RE 0.03-1GHz QP Class C

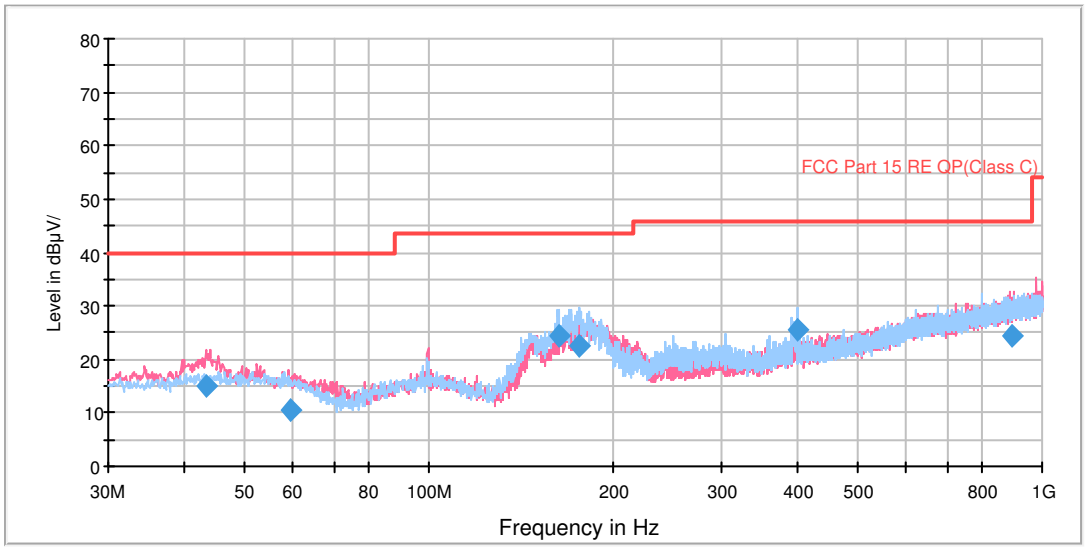

Radiates Emission from 30MHz to 1GHz

Frequency (MHz)	Quasi-Peak (dBuV/m)	Height (cm)	Polarization	Azimuth (deg)	Reading value (dBuV/m)	Correct Factor (dB)	Margin (dB)	Limit (dBuV/m)
43.536250	14.8	100.0	V	10.0	27.9	13.1	25.2	40.0
59.418750	10.4	100.0	V	356.0	22.9	12.5	29.6	40.0
162.725000	24.3	125.0	H	90.0	34.2	9.9	19.2	43.5
175.938750	22.7	125.0	H	94.0	33.3	10.6	20.8	43.5
399.082500	25.6	100.0	H	283.0	43.5	17.9	20.4	46.0
890.222500	24.5	113.0	V	322.0	50.0	25.5	21.5	46.0

Remark: 1. Quasi-Peak = Reading value + Correction factor

2. Correction Factor = Antenna factor+ Insertion loss(cable loss+amplifier gain)

3. Margin = Limit – Quasi-Peak

This report shall not be reproduced except in full, without the written approval of TA Technology (Shanghai) Co., Ltd.

RE 1G-3GHz PK+AV

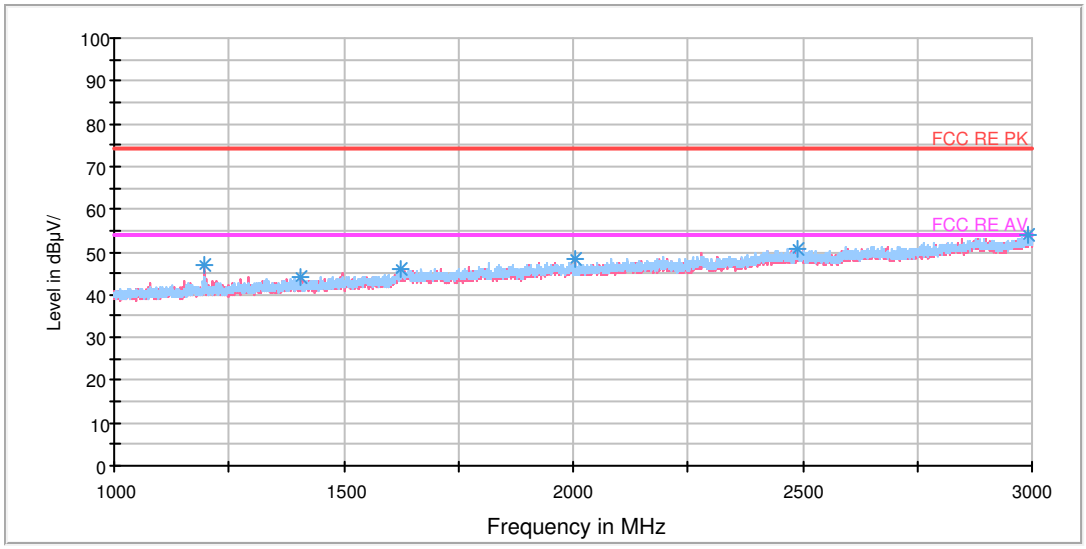

Radiates Emission from 1GHz to 3GHz

Frequency (MHz)	Peak (dBuV/m)	Height (cm)	Polarization	Azimuth (deg)	Reading value (dBuV/m)	Correct Factor (dB)	Margin (dB)	Limit (dBuV/m)
1197.500000	46.8	102.0	V	302.0	55.0	-8.2	27.2	74
1405.500000	44.2	102.0	V	333.0	51.3	-7.1	29.8	74
1624.750000	46.2	102.0	H	0.0	51.0	-4.8	27.8	74
2005.500000	48.4	102.0	V	95.0	51.9	-3.5	25.6	74
2489.750000	50.9	102.0	H	0.0	51.2	0.3	23.1	74
2990.500000	54.2	102.0	H	257.0	56.4	2.2	19.8	74

Remark: 1. Correction Factor = Antenna factor+ Insertion loss (cable loss + amplifier gain)

Frequency (MHz)	Average (dBuV/m)	Height (cm)	Polarization	Azimuth (deg)	Reading value (dBuV/m)	Correct Factor (dB)	Margin (dB)	Limit (dBuV/m)
1197.750000	32.3	102.0	V	145.0	40.5	-8.2	21.7	54
1292.250000	32.6	102.0	V	54.0	40.3	-7.7	21.4	54
1647.000000	35.2	102.0	V	0.0	40.2	-5.0	18.8	54
1961.250000	36.1	102.0	H	0.0	39.3	-3.2	17.9	54
2491.500000	39.2	102.0	H	0.0	39.5	0.3	14.8	54
2994.750000	45.2	102.0	H	0.0	47.5	2.3	8.8	54

Remark: 1. Correction Factor = Antenna factor+ Insertion loss (cable loss + amplifier gain)

This report shall not be reproduced except in full, without the written approval of TA Technology (Shanghai) Co., Ltd.

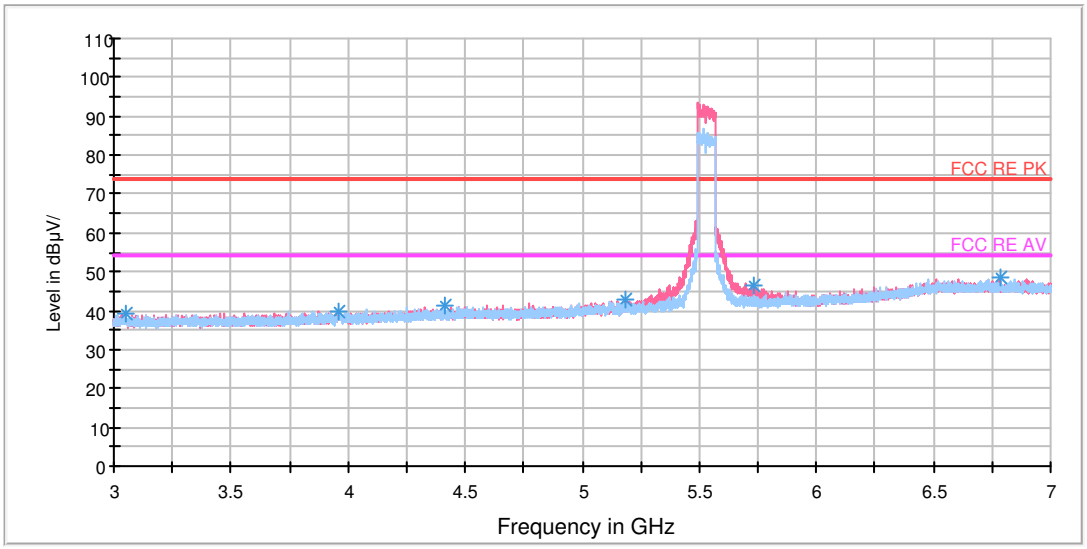

Note: The signal beyond the limit is carrier.
Radiates Emission from 3GHz to 7GHz

Frequency (MHz)	Peak (dBuV/m)	Height (cm)	Polarization	Azimuth (deg)	Reading value (dBuV/m)	Correct Factor (dB)	Margin (dB)	Limit (dBuV/m)
3049.500000	39.1	100.0	V	260.0	40.1	1.0	34.9	74
3959.500000	40.0	100.0	V	206.0	42.2	2.2	34.0	74
4411.500000	41.1	100.0	H	7.0	43.3	2.2	32.9	74
5187.000000	42.7	100.0	V	234.0	46.2	3.5	31.3	74
5734.500000	46.3	100.0	V	220.0	50.9	4.6	27.7	74
6782.000000	48.5	100.0	V	260.0	57.0	8.5	25.5	74

Remark: 1. Correction Factor = Antenna factor+ Insertion loss (cable loss + amplifier gain)

Frequency (MHz)	Average (dBuV/m)	Height (cm)	Polarization	Azimuth (deg)	Reading value (dBuV/m)	Correct Factor (dB)	Margin (dB)	Limit (dBuV/m)
3045.000000	27.6	100.0	H	0.0	28.5	0.9	26.4	54
3961.000000	28.3	100.0	V	345.0	30.5	2.2	25.7	54
4488.000000	29.1	100.0	H	147.0	31.5	2.4	24.9	54
5277.000000	31.5	100.0	V	220.0	34.7	3.2	22.5	54
5697.500000	35.5	100.0	V	260.0	40.1	4.6	18.5	54
6721.000000	36.4	100.0	H	12.0	45.0	8.6	17.6	54

Remark: 1. Correction Factor = Antenna factor+ Insertion loss (cable loss + amplifier gain)

This report shall not be reproduced except in full, without the written approval of TA Technology (Shanghai) Co., Ltd.

RE 7-18GHz PK

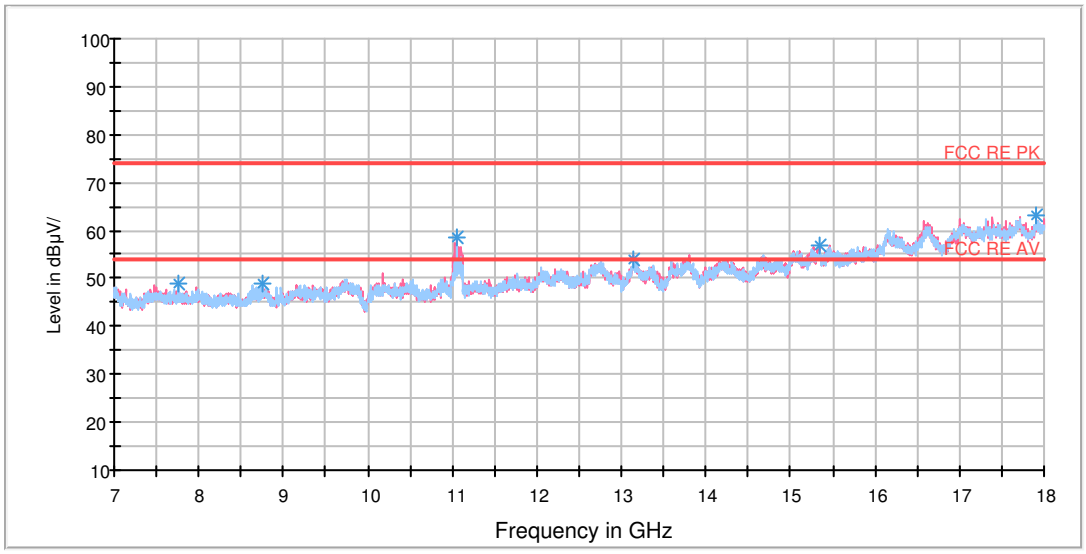

Radiates Emission from 7GHz to 18GHz

Frequency (MHz)	Peak (dBuV/m)	Height (cm)	Polarization	Azimuth (deg)	Reading value (dBuV/m)	Correct Factor (dB)	Margin (dB)	Limit (dBuV/m)
7767.250000	49.1	101.0	H	118.0	57.2	8.1	24.9	74
8754.500000	48.9	101.0	H	235.0	57.6	8.7	25.1	74
11061.750000	58.8	101.0	V	5.0	68.5	9.7	15.2	74
13138.000000	53.9	101.0	V	318.0	69.3	15.4	20.1	74
15340.750000	56.9	101.0	V	265.0	75.5	18.6	17.1	74
17912.000000	63.1	101.0	V	255.0	88.5	25.4	10.9	74

Remark: 1. Correction Factor = Antenna factor+ Insertion loss (cable loss + amplifier gain)

Frequency (MHz)	Average (dBuV/m)	Height (cm)	Polarization	Azimuth (deg)	Reading value (dBuV/m)	Correct Factor (dB)	Margin (dB)	Limit (dBuV/m)
7000.000000	38.3	102.0	V	0.0	46.8	8.5	15.7	54
9587.750000	38.1	102.0	V	180.0	48.0	9.9	15.9	54
11061.750000	50.5	102.0	V	180.0	60.2	9.7	3.5	54
13138.000000	43.2	102.0	V	180.0	58.6	15.4	10.8	54
15335.250000	45.2	102.0	V	180.0	63.7	18.5	8.8	54
17705.750000	51.9	102.0	V	180.0	76.7	24.8	2.1	54

Remark: 1. Correction Factor = Antenna factor+ Insertion loss (cable loss + amplifier gain)

This report shall not be reproduced except in full, without the written approval of TA Technology (Shanghai) Co., Ltd.

RE 18-26.5GHz PK+AV

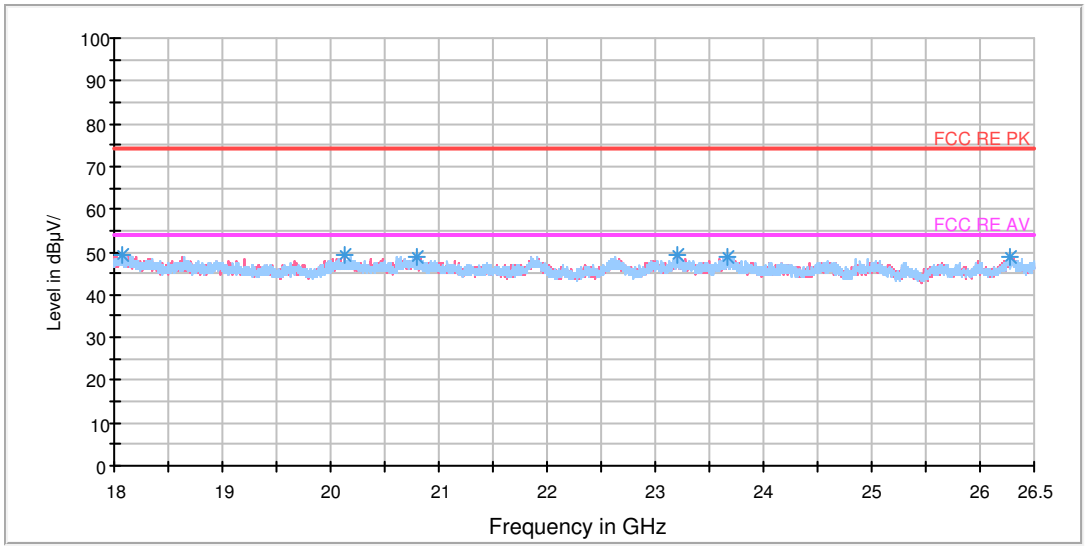

Radiates Emission from 18GHz to 26.5GHz

Frequency (MHz)	Peak (dBuV/m)	Polarization	Azimuth (deg)	Reading value (dBuV/m)	Correct Factor (dB)	Margin (dB)	Limit (dBuV/m)
18080.750000	49.5	V	0.0	51.6	-2.1	24.5	74
20131.375000	49.1	V	0.0	54.9	-5.8	24.9	74
20794.375000	49.0	V	0.0	55.9	-6.9	25.0	74
23212.625000	49.2	V	0.0	55.2	-6.0	24.8	74
23659.937500	49.0	V	0.0	54.9	-5.9	25.0	74
26286.437500	48.6	V	0.0	54.0	-5.4	25.4	74

Remark: 1. Correction Factor = Antenna factor+ Insertion loss (cable loss + amplifier gain)

Frequency (MHz)	Average (dBuV/m)	Polarization	Azimuth (deg)	Reading value (dBuV/m)	Correct Factor (dB)	Margin (dB)	Limit (dBuV/m)
18055.250000	37.2	V	133.0	39.2	-2.0	16.8	54
20062.312500	36.3	V	0.0	42.0	-5.7	17.7	54
20745.500000	36.6	V	111.0	43.4	-6.8	17.4	54
21904.687500	36.9	V	0.0	44.9	-8.0	17.1	54
23671.625000	36.9	H	294.0	42.8	-5.9	17.1	54
26298.125000	36.8	V	351.0	42.2	-5.4	17.2	54

Remark: 1. Correction Factor = Antenna factor+ Insertion loss (cable loss + amplifier gain)

This report shall not be reproduced except in full, without the written approval of TA Technology (Shanghai) Co., Ltd.

Full Spectrum

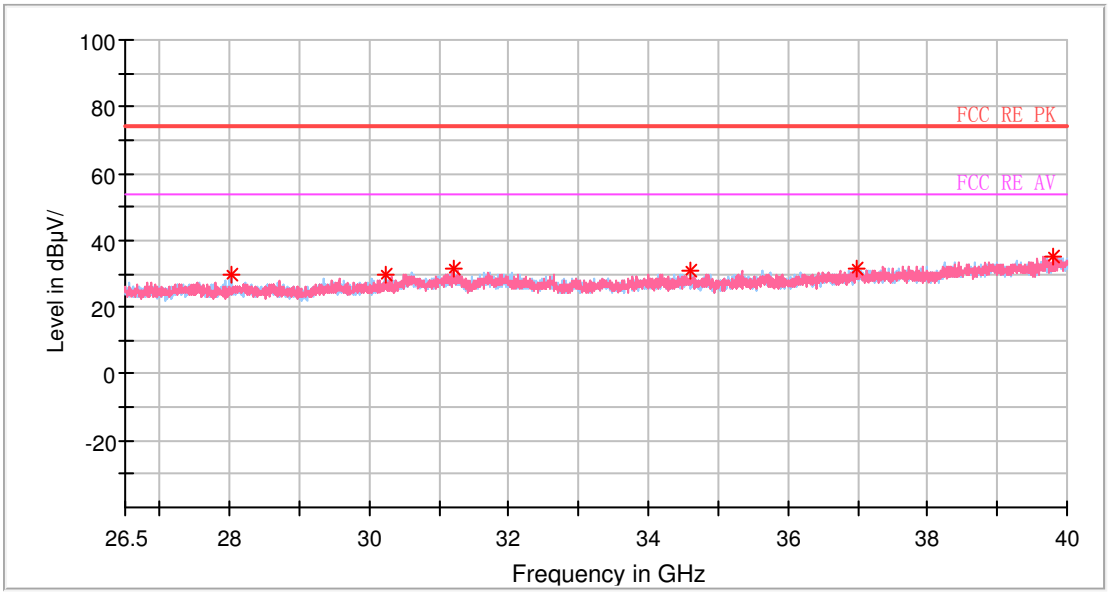

Radiates Emission from 26.5GHz to 40GHz

Frequency (MHz)	Peak (dBuV/m)	Polarization	Azimuth (deg)	Reading value (dBuV/m)	Correct Factor (dB)	Margin (dB)	Limit (dBuV/m)
28012.000000	29.4	H	0.0	46.0	-16.6	44.6	74
30222.625000	29.5	H	0.0	46.5	-17.0	44.5	74
31218.250000	31.4	H	0.0	47.4	-16.0	42.6	74
34613.500000	30.6	H	0.0	47.3	-16.7	43.4	74
36992.875000	31.8	H	0.0	48.4	-16.6	42.2	74
39790.750000	35.3	V	0.0	51.2	-15.9	38.7	74

Remark: 1. Correction Factor = Antenna factor+ Insertion loss (cable loss + amplifier gain)

Frequency (MHz)	Average (dBuV/m)	Polarization	Azimuth (deg)	Reading value (dBuV/m)	Correct Factor (dB)	Margin (dB)	Limit (dBuV/m)
27438.250000	17.8	V	0.0	34.8	-17.0	36.2	54
30340.750000	18.8	V	0.0	35.6	-16.8	35.2	54
31738.000000	20.5	V	0.0	35.9	-15.4	33.5	54
34515.625000	20.1	V	0.0	36.7	-16.6	33.9	54
36982.750000	22.4	H	0.0	39.0	-16.6	31.6	54
39989.875000	25.0	H	0.0	40.9	-15.9	29.0	54

Remark: 1. Correction Factor = Antenna factor+ Insertion loss (cable loss + amplifier gain)

This report shall not be reproduced except in full, without the written approval of TA Technology (Shanghai) Co., Ltd.

802.11ac (HT80) CH155

FCC RE 0.03-1GHz QP Class C

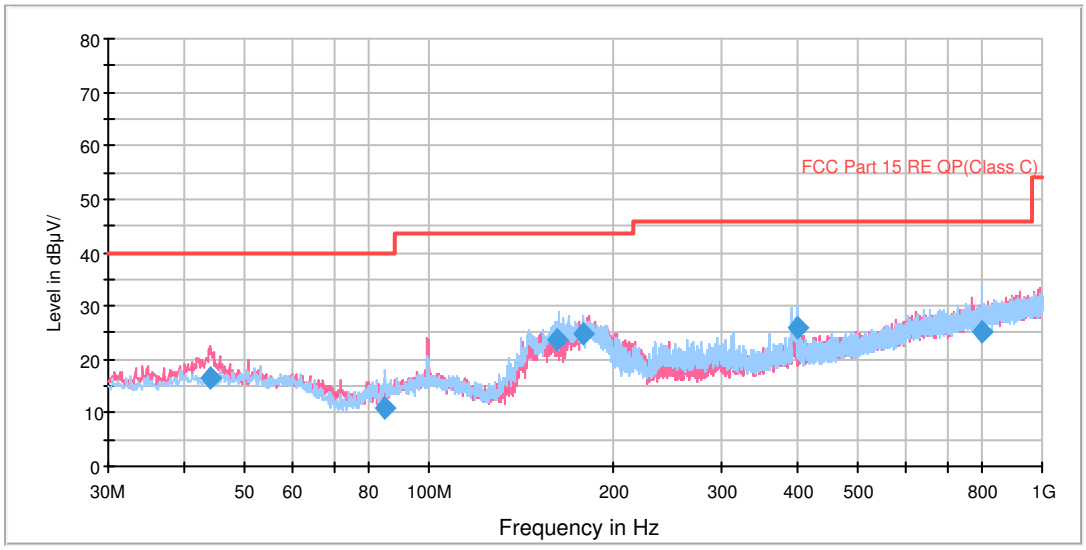

Radiates Emission from 30MHz to 1GHz

Frequency (MHz)	Quasi-Peak (dBuV/m)	Height (cm)	Polarization	Azimuth (deg)	Reading value (dBuV/m)	Correct Factor (dB)	Margin (dB)	Limit (dBuV/m)
44.143750	16.5	100.0	V	260.0	29.6	13.1	23.5	40.0
84.967500	10.8	125.0	H	11.0	21.0	10.2	29.2	40.0
162.410000	23.7	125.0	H	90.0	33.5	9.8	19.8	43.5
178.895000	24.8	125.0	H	75.0	35.6	10.8	18.7	43.5
399.085000	26.0	100.0	H	289.0	43.9	17.9	20.0	46.0
798.361250	25.3	100.0	H	46.0	49.6	24.3	20.7	46.0

Remark: 1. Quasi-Peak = Reading value + Correction factor

2. Correction Factor = Antenna factor+ Insertion loss(cable loss+amplifier gain)

3. Margin = Limit – Quasi-Peak

This report shall not be reproduced except in full, without the written approval of TA Technology (Shanghai) Co., Ltd.

RE 1G-3GHz PK+AV

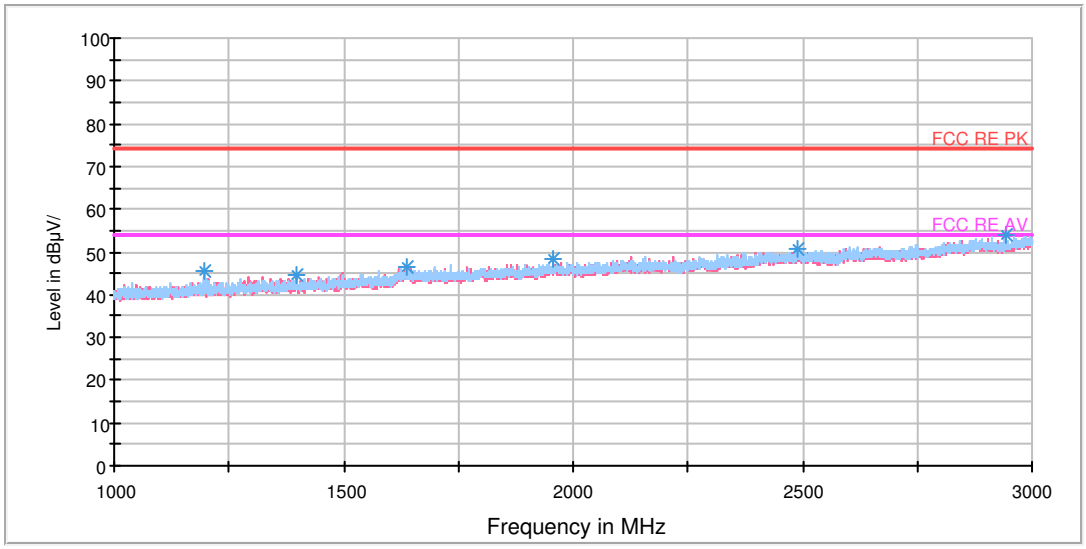

Radiates Emission from 1GHz to 3GHz

Frequency (MHz)	Peak (dBuV/m)	Height (cm)	Polarization	Azimuth (deg)	Reading value (dBuV/m)	Correct Factor (dB)	Margin (dB)	Limit (dBuV/m)
1195.750000	45.5	102.0	H	15.0	53.7	-8.2	28.5	74
1398.000000	44.5	102.0	V	247.0	51.6	-7.1	29.5	74
1639.500000	46.7	102.0	H	0.0	51.4	-4.7	27.3	74
1957.500000	48.2	102.0	H	15.0	51.6	-3.4	25.8	74
2489.500000	50.9	102.0	H	80.0	51.2	0.3	23.1	74
2944.000000	53.9	102.0	H	308.0	55.9	2.0	20.1	74

Remark: 1. Correction Factor = Antenna factor+ Insertion loss (cable loss + amplifier gain)

Frequency (MHz)	Average (dBuV/m)	Height (cm)	Polarization	Azimuth (deg)	Reading value (dBuV/m)	Correct Factor (dB)	Margin (dB)	Limit (dBuV/m)
1197.750000	31.7	102.0	V	53.0	39.9	-8.2	22.3	54
1392.500000	32.5	102.0	V	327.0	39.5	-7.0	21.5	54
1647.250000	35.9	102.0	V	123.0	40.9	-5.0	18.1	54
1960.500000	36.2	102.0	H	274.0	39.4	-3.2	17.8	54
2489.250000	39.0	102.0	H	1.0	39.3	0.3	15.0	54
2994.750000	45.6	102.0	H	328.0	47.9	2.3	8.4	54

Remark: 1. Correction Factor = Antenna factor+ Insertion loss (cable loss + amplifier gain)

This report shall not be reproduced except in full, without the written approval of TA Technology (Shanghai) Co., Ltd.

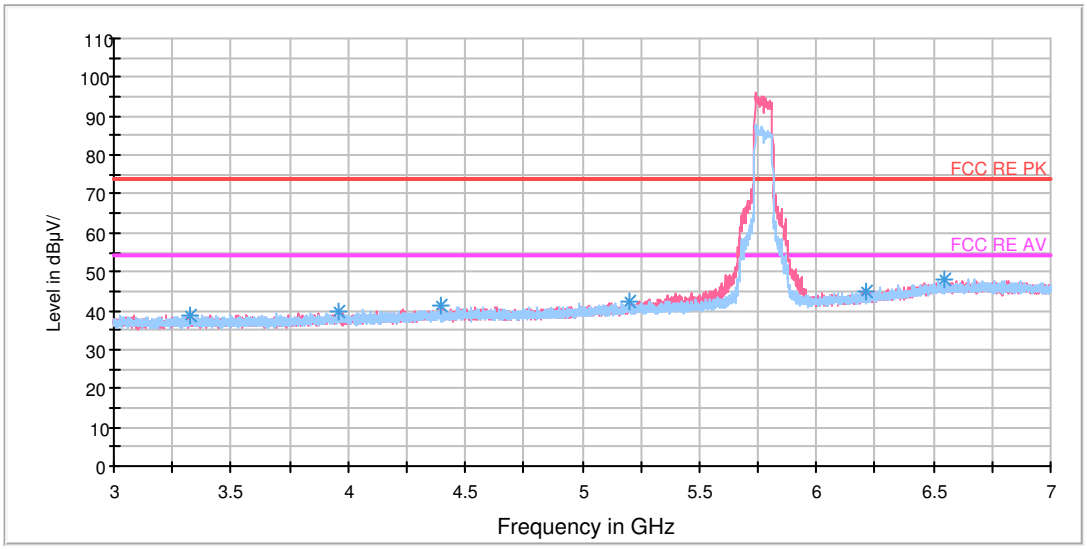

Note: The signal beyond the limit is carrier.
Radiates Emission from 3GHz to 7GHz

Frequency (MHz)	Peak (dBuV/m)	Height (cm)	Polarization	Azimuth (deg)	Reading value (dBuV/m)	Correct Factor (dB)	Margin (dB)	Limit (dBuV/m)
3323.500000	39.0	100.0	H	0.0	39.6	0.6	35.0	74
3961.000000	40.0	100.0	V	0.0	42.2	2.2	34.0	74
4393.500000	41.4	100.0	H	322.0	43.8	2.4	32.6	74
5197.500000	42.4	100.0	V	224.0	46.1	3.7	31.6	74
6209.000000	44.8	100.0	V	179.0	50.6	5.8	29.2	74
6548.000000	48.0	100.0	H	111.0	56.1	8.1	26.0	74

Remark: 1. Correction Factor = Antenna factor+ Insertion loss (cable loss + amplifier gain)

Frequency (MHz)	Average (dBuV/m)	Height (cm)	Polarization	Azimuth (deg)	Reading value (dBuV/m)	Correct Factor (dB)	Margin (dB)	Limit (dBuV/m)
3267.500000	27.1	100.0	V	127.0	28.0	0.9	26.9	54
3960.000000	28.3	100.0	H	84.0	30.6	2.3	25.7	54
4503.500000	28.9	100.0	V	113.0	31.6	2.7	25.1	54
5276.000000	30.9	100.0	V	247.0	34.1	3.2	23.1	54
6235.000000	33.1	100.0	V	0.0	39.1	6.0	20.9	54
6529.500000	36.1	100.0	V	286.0	44.7	8.6	17.9	54

Remark: 1. Correction Factor = Antenna factor+ Insertion loss (cable loss + amplifier gain)

This report shall not be reproduced except in full, without the written approval of TA Technology (Shanghai) Co., Ltd.

RE 7-18GHz PK

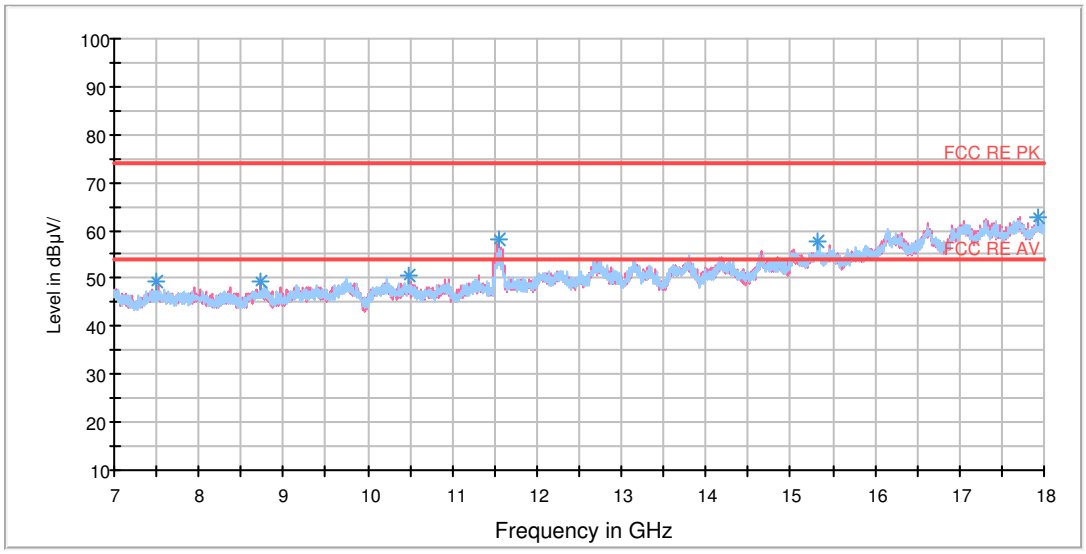

Radiates Emission from 7GHz to 18GHz

Frequency (MHz)	Peak (dBuV/m)	Height (cm)	Polarization	Azimuth (deg)	Reading value (dBuV/m)	Correct Factor (dB)	Margin (dB)	Limit (dBuV/m)
7497.750000	49.2	101.0	H	321.0	56.1	6.9	24.8	74
8738.000000	49.2	101.0	V	288.0	57.8	8.6	24.8	74
10473.250000	50.4	101.0	H	168.0	61.1	10.7	23.6	74
11551.250000	58.1	101.0	H	288.0	69.0	10.9	15.9	74
15329.750000	57.9	101.0	H	9.0	76.3	18.4	16.1	74
17925.750000	62.9	101.0	H	30.0	88.3	25.4	11.1	74

Remark: 1. Correction Factor = Antenna factor+ Insertion loss (cable loss + amplifier gain)

Frequency (MHz)	Average (dBuV/m)	Height (cm)	Polarization	Azimuth (deg)	Reading value (dBuV/m)	Correct Factor (dB)	Margin (dB)	Limit (dBuV/m)
7000.000000	38.3	102.0	V	180.0	46.8	8.5	15.7	54
9587.750000	38.1	102.0	V	180.0	48.0	9.9	15.9	54
9739.000000	39.0	102.0	V	0.0	49.7	10.7	15.0	54
11551.250000	48.9	102.0	V	180.0	59.8	10.9	5.1	54
15338.000000	45.2	102.0	V	0.0	63.8	18.6	8.8	54
17318.000000	53.0	102.0	V	180.0	77.8	24.8	1.0	54

Remark: 1. Correction Factor = Antenna factor+ Insertion loss (cable loss + amplifier gain)

This report shall not be reproduced except in full, without the written approval of TA Technology (Shanghai) Co., Ltd.

RE 18-26.5GHz PK+AV

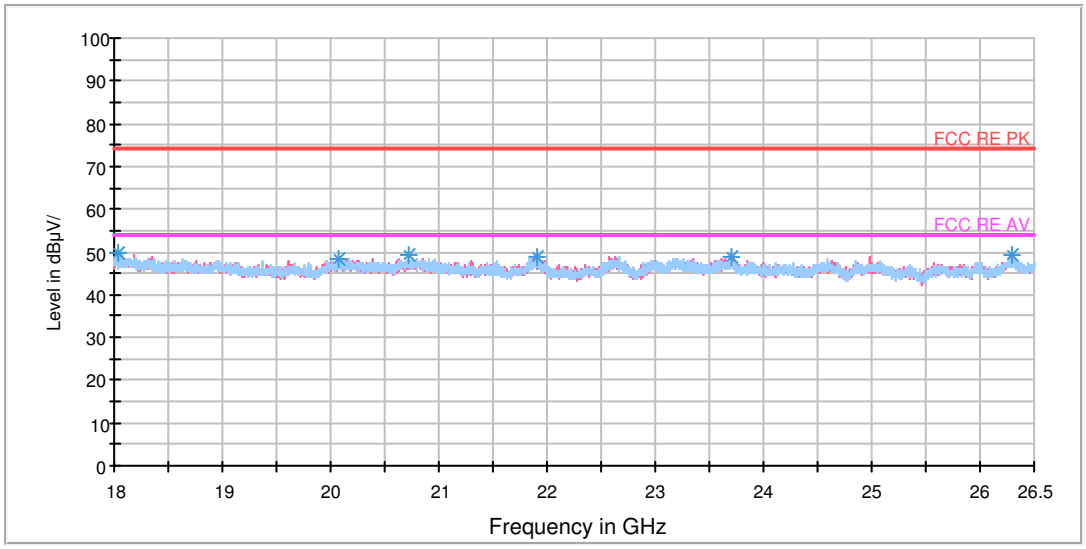

Radiates Emission from 18GHz to 26.5GHz

Frequency (MHz)	Peak (dBuV/m)	Polarization	Azimuth (deg)	Reading value (dBuV/m)	Correct Factor (dB)	Margin (dB)	Limit (dBuV/m)
18045.687500	49.6	V	198.0	51.6	-2.0	24.4	74
20069.750000	48.5	V	220.0	54.2	-5.7	25.5	74
20723.187500	49.3	H	9.0	56.0	-6.7	24.7	74
21903.625000	48.9	V	133.0	56.9	-8.0	25.1	74
23698.187500	48.8	V	329.0	54.7	-5.9	25.2	74
26294.937500	49.3	H	250.0	54.7	-5.4	24.7	74

Remark: 1. Correction Factor = Antenna factor+ Insertion loss (cable loss + amplifier gain)

Frequency (MHz)	Average (dBuV/m)	Polarization	Azimuth (deg)	Reading value (dBuV/m)	Correct Factor (dB)	Margin (dB)	Limit (dBuV/m)
18060.562500	37.4	V	176.0	39.5	-2.1	16.6	54
20095.250000	36.3	H	0.0	42.1	-5.8	17.7	54
20780.562500	36.6	V	0.0	43.5	-6.9	17.4	54
21898.312500	36.9	H	0.0	44.9	-8.0	17.1	54
23709.875000	36.7	H	161.0	42.6	-5.9	17.3	54
26308.750000	36.8	H	183.0	42.2	-5.4	17.2	54

Remark: 1. Correction Factor = Antenna factor+ Insertion loss (cable loss + amplifier gain)

This report shall not be reproduced except in full, without the written approval of TA Technology (Shanghai) Co., Ltd.

Full Spectrum

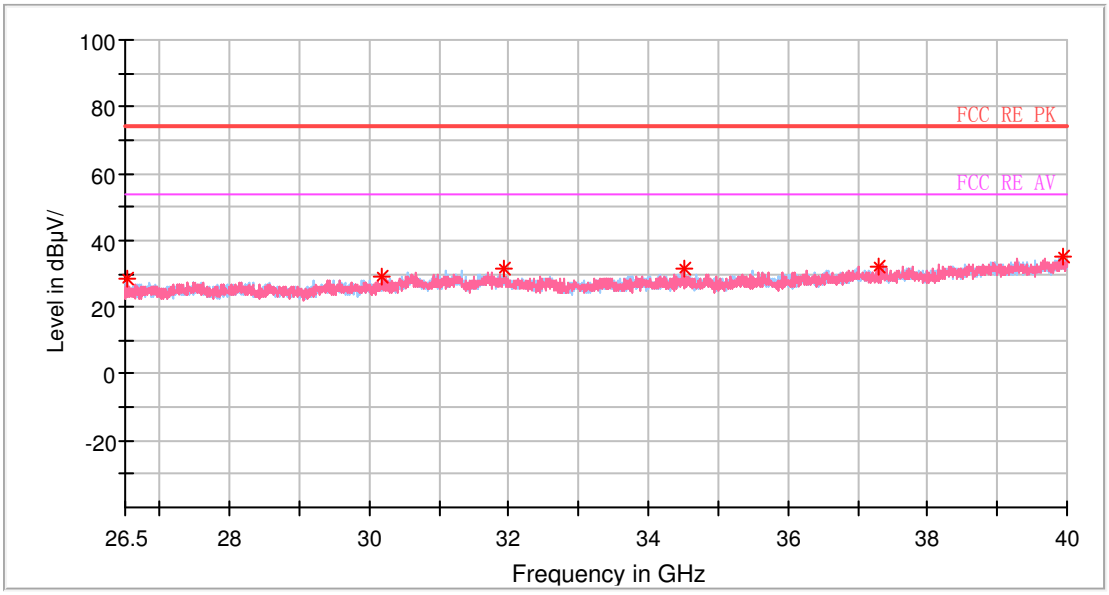

Radiates Emission from 26.5GHz to 40GHz

Frequency (MHz)	Peak (dBuV/m)	Polarization	Azimuth (deg)	Reading value (dBuV/m)	Correct Factor (dB)	Margin (dB)	Limit (dBuV/m)
26516.875000	28.3	V	0.0	45.4	-17.1	45.7	74
30185.500000	29.3	H	0.0	46.4	-17.1	44.7	74
31930.375000	31.6	H	0.0	47.2	-15.6	42.4	74
34505.500000	31.5	H	0.0	48.1	-16.6	42.5	74
37310.125000	32.0	V	0.0	48.5	-16.5	42.0	74
39932.500000	35.3	V	0.0	51.2	-15.9	38.7	74

Remark: 1. Correction Factor = Antenna factor+ Insertion loss (cable loss + amplifier gain)

Frequency (MHz)	Average (dBuV/m)	Polarization	Azimuth (deg)	Reading value (dBuV/m)	Correct Factor (dB)	Margin (dB)	Limit (dBuV/m)
28234.750000	18.0	H	0.0	34.6	-16.6	36.0	54
30266.500000	19.3	H	0.0	36.2	-16.9	34.7	54
30600.625000	20.6	H	0.0	37.0	-16.4	33.4	54
34576.375000	19.8	V	0.0	36.5	-16.7	34.2	54
36979.375000	21.6	V	0.0	38.2	-16.6	32.4	54
39922.375000	25.3	H	0.0	41.2	-15.9	28.7	54

Remark: 1. Correction Factor = Antenna factor+ Insertion loss (cable loss + amplifier gain)

This report shall not be reproduced except in full, without the written approval of TA Technology (Shanghai) Co., Ltd.

5.6. Conducted Emission

Ambient condition

Temperature	Relative humidity	Pressure
23°C ~25°C	45%~50%	101.5kPa

Methods of Measurement

The EUT IS placed on a non-metallic table of 80cm height above the horizontal metal reference ground plane. During the test, the EUT was operating in its typical mode. The test method is according to ANSI C63.10-2013.Connect the AC power line of the EUT to the LISN Use EMI receiver to detect the average and Quasi-peak value. RBW is set to 9kHz, VBW is set to 30kHz The measurement result should include both L line and N line.
The test is in transmitting mode.

Test Setup

Limits

Frequency (MHz)	Conducted Limits(dBμV)	
	Quasi-peak	Average
0.15 - 0.5	66 to 56 *	56 to 46*
0.5 - 5	56	46
5 - 30	60	50
*: Decreases with the logarithm of the frequency.		

Measurement Uncertainty

The assessed measurement uncertainty to ensure 95% confidence level for the normal distribution is with the coverage factor k = 1.96, U= 2.69 dB.

Test Results:

Following plots, Blue trace uses the peak detection and Green trace uses the average detection.

802.11a, Channel No.: 36, L Line

This report shall not be reproduced except in full, without the written approval of TA Technology (Shanghai) Co., Ltd.

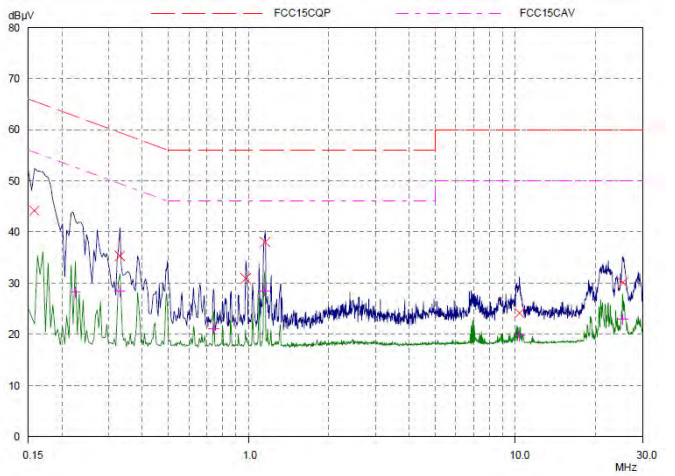

Final Measurement Results

Frequency MHz	QP Level dBµV	QP Limit dBµV	QP Delta dB	Phase -	PE -
0.15781	44.18	65.58	21.40	L1	gnd
0.32968	35.31	59.46	24.15	L1	gnd
0.97812	30.90	56.00	25.10	L1	gnd
1.1539	38.04	56.00	17.96	L1	gnd
10.37656	24.17	60.00	35.83	L1	gnd
25.28281	30.12	60.00	29.88	L1	gnd

Frequency MHz	AV Level dBµV	AV Limit dBµV	AV Delta dB	Phase -	PE -
0.22421	28.26	52.66	24.40	L1	gnd
0.32968	28.42	49.46	21.04	L1	gnd
0.73984	21.13	46.00	24.87	L1	gnd
1.15	28.52	46.00	17.48	L1	gnd
10.37656	19.71	50.00	30.29	L1	gnd
25.25546	22.97	50.00	27.03	L1	gnd

802.11a, Channel No.: 36, N Line

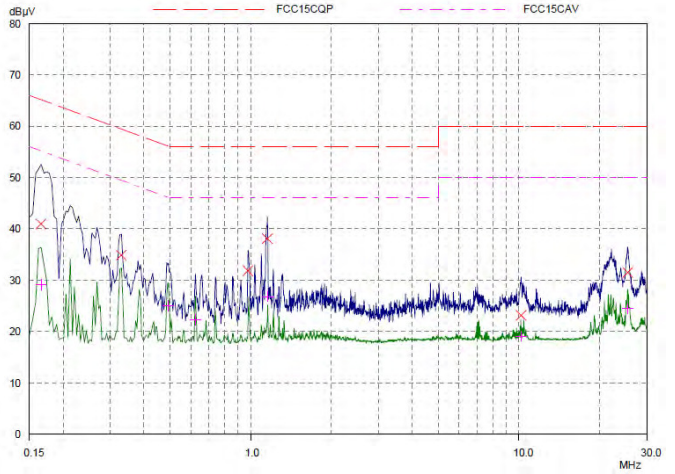

Final Measurement Results

Frequency MHz	QP Level dBµV	QP Limit dBµV	QP Delta dB	Phase -	PE -
0.16562	40.97	65.18	24.21	N	gnd
0.32968	34.87	59.46	24.59	N	gnd
0.97812	31.84	56.00	24.16	N	gnd
1.1539	38.08	56.00	17.92	N	gnd
10.20078	23.14	60.00	36.86	N	gnd
25.43125	31.50	60.00	28.50	N	gnd

Frequency MHz	AV Level dBµV	AV Limit dBµV	AV Delta dB	Phase -	PE -
0.16562	29.13	55.18	26.05	N	gnd
0.49375	25.02	46.10	21.08	N	gnd
0.62265	22.26	46.00	23.74	N	gnd
1.15781	26.79	46.00	19.21	N	gnd
10.20078	19.12	50.00	30.88	N	gnd
25.43125	24.42	50.00	25.58	N	gnd

802.11a, Channel No.: 40, L Line

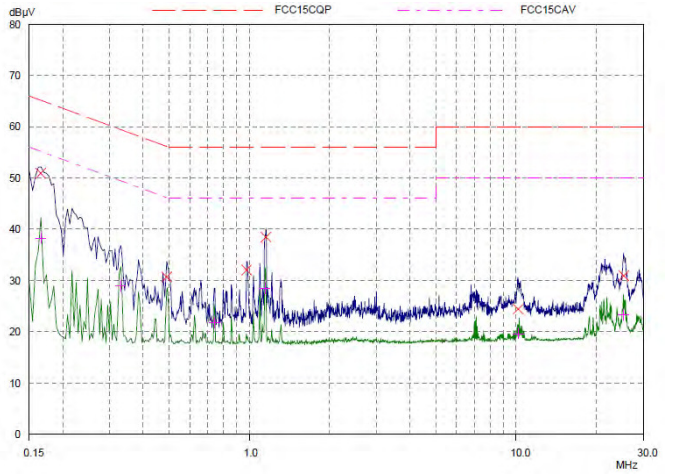

Final Measurement Results

Frequency MHz	QP Level dBµV	QP Limit dBµV	QP Delta dB	Phase -	PE -
0.16562	50.91	65.18	14.27	L1	gnd
0.48984	30.70	56.17	25.47	L1	gnd
0.97812	32.02	56.00	23.98	L1	gnd
1.1539	38.48	56.00	17.52	L1	gnd
10.19296	24.40	60.00	35.60	L1	gnd
25.31015	30.91	60.00	29.09	L1	gnd

Frequency MHz	AV Level dBµV	AV Limit dBµV	AV Delta dB	Phase -	PE -
0.16562	38.27	55.18	16.91	L1	gnd
0.32968	28.95	49.46	20.51	L1	gnd
0.73984	21.79	46.00	24.21	L1	gnd
1.14609	28.42	46.00	17.58	L1	gnd
10.19296	19.63	50.00	30.37	L1	gnd
25.25546	23.29	50.00	26.71	L1	gnd

This report shall not be reproduced except in full, without the written approval of TA Technology (Shanghai) Co., Ltd.

802.11a, Channel No.: 40, N Line

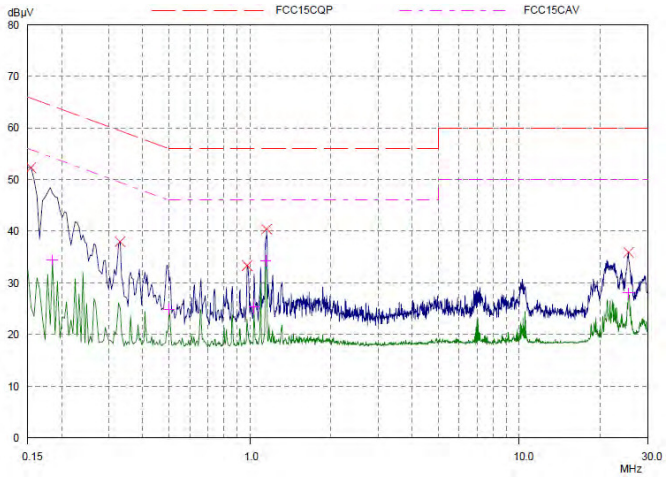

Peak Search Results

Frequency MHz	PK Level dBµV	PK Limit dBµV	PK Delta dB	Phase -	PE -
0.1539	52.30	65.79	13.49	N	gnd
0.32968	37.97	59.46	21.49	N	gnd
0.97812	33.34	56.00	22.66	N	gnd
1.1539	40.40	56.00	15.60	N	gnd
25.43125	35.89	60.00	24.11	N	gnd

Frequency MHz	AV Level dBµV	AV Limit dBµV	AV Delta dB	Phase -	PE -
0.18515	34.41	54.25	19.84	N	gnd
0.50156	24.84	46.00	21.16	N	gnd
1.03671	25.30	46.00	20.70	N	gnd
1.14609	34.22	46.00	11.78	N	gnd
25.43125	28.07	50.00	21.93	N	gnd

802.11a, Channel No.: 48, L Line

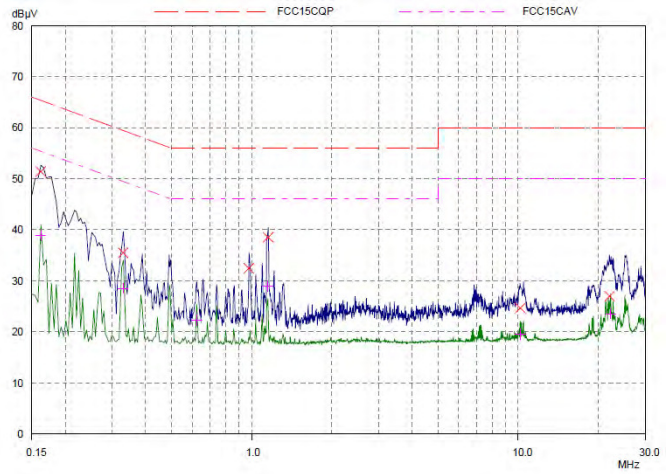

Final Measurement Results

Frequency MHz	QP Level dBµV	QP Limit dBµV	QP Delta dB	Phase -	PE -
0.16171	51.41	65.38	13.97	L1	gnd
0.32968	35.49	59.46	23.97	L1	gnd
0.97812	32.44	56.00	23.56	L1	gnd
1.1539	38.54	56.00	17.46	L1	gnd
10.19296	24.66	60.00	35.34	L1	gnd
22.01718	27.00	60.00	33.00	L1	gnd

Frequency MHz	AV Level dBµV	AV Limit dBµV	AV Delta dB	Phase -	PE -
0.16171	38.90	55.38	16.48	L1	gnd
0.32968	28.52	49.46	20.94	L1	gnd
0.62265	22.31	46.00	23.69	L1	gnd
1.15	28.95	46.00	17.05	L1	gnd
10.19296	19.56	50.00	30.44	L1	gnd
22.28671	23.54	50.00	26.46	L1	gnd

802.11a, Channel No.: 48, N Line

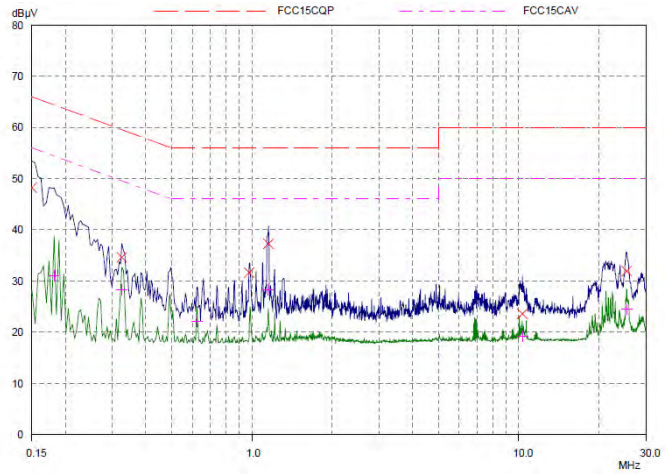

Final Measurement Results

Frequency MHz	QP Level dBµV	QP Limit dBµV	QP Delta dB	Phase -	PE -
0.15	48.22	66.00	17.78	N	gnd
0.32578	34.65	59.56	24.91	N	gnd
0.97812	31.62	56.00	24.38	N	gnd
1.1539	37.28	56.00	18.72	N	gnd
10.33359	23.60	60.00	36.40	N	gnd
25.36875	31.93	60.00	28.07	N	gnd

Frequency MHz	AV Level dBµV	AV Limit dBµV	AV Delta dB	Phase -	PE -
0.18125	30.99	54.43	23.44	N	gnd
0.32578	28.27	49.56	21.29	N	gnd
0.62265	22.06	46.00	23.94	N	gnd
1.15	28.27	46.00	17.73	N	gnd
10.33359	19.20	50.00	30.80	N	gnd
25.42734	24.42	50.00	25.58	N	gnd

This report shall not be reproduced except in full, without the written approval of TA Technology (Shanghai) Co., Ltd.

802.11a, Channel No.: 52, L Line

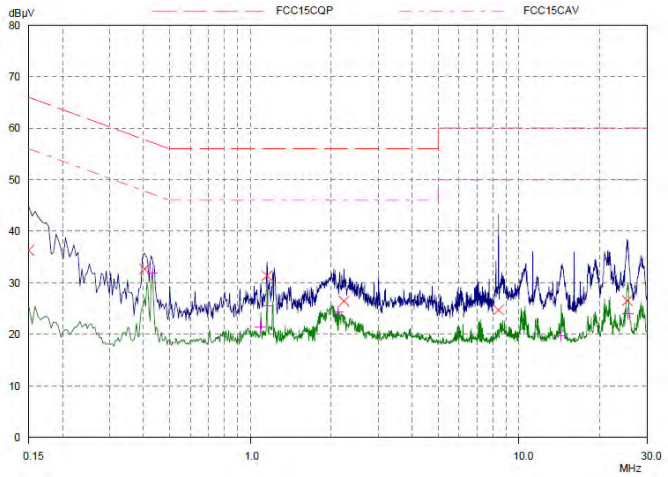

Final Measurement Results

Frequency MHz	QP Level dBµV	QP Limit dBµV	QP Delta dB	Phase -	PE -
0.15	36.30	66.00	29.70	L1	gnd
0.4039	32.70	57.77	25.07	L1	gnd
1.1539	31.38	56.00	24.62	L1	gnd
2.23593	26.44	56.00	29.56	L1	gnd
8.4039	24.75	60.00	35.25	L1	gnd
25.31406	26.53	60.00	33.47	L1	gnd

Frequency MHz	AV Level dBµV	AV Limit dBµV	AV Delta dB	Phase -	PE -
0.43125	31.89	47.23	15.34	L1	gnd
1.0914	21.46	46.00	24.54	L1	gnd
1.1539	25.50	46.00	20.50	L1	gnd
2.12656	24.41	46.00	21.59	L1	gnd
14.38046	19.72	50.00	30.28	L1	gnd
25.45468	24.00	50.00	26.00	L1	gnd

802.11a, Channel No.: 52, N Line

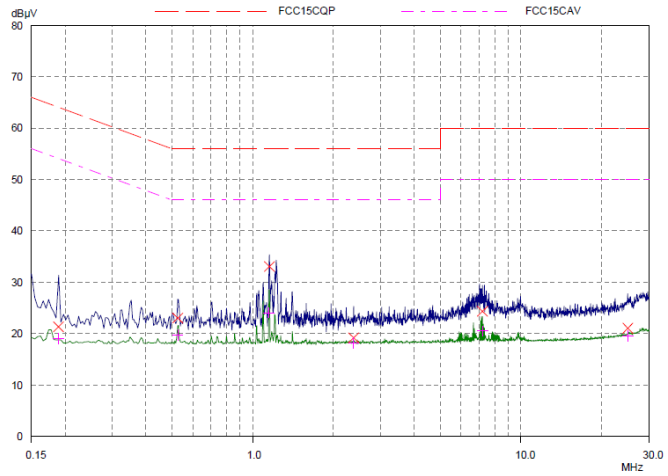

Final Measurement Results

Frequency MHz	QP Level dBµV	QP Limit dBµV	QP Delta dB	Phase -	PE -
0.18906	21.33	64.08	42.75	N	gnd
0.525	23.02	56.00	32.98	N	gnd
1.1539	33.04	56.00	22.96	N	gnd
2.37656	19.22	56.00	36.78	N	gnd
7.19296	24.36	60.00	35.64	N	gnd
25.00546	21.05	60.00	38.95	N	gnd

Frequency MHz	AV Level dBµV	AV Limit dBµV	AV Delta dB	Phase -	PE -
0.18906	19.01	54.08	35.07	N	gnd
0.525	19.70	46.00	26.30	N	gnd
1.15	24.07	46.00	21.93	N	gnd
2.37656	18.23	46.00	27.77	N	gnd
7.19296	20.54	50.00	29.46	N	gnd
25.00546	19.58	50.00	30.42	N	gnd

802.11a, Channel No.: 60, L Line

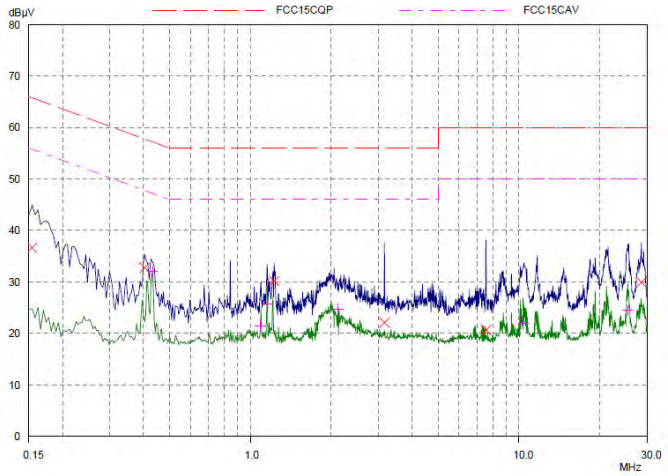

Final Measurement Results

Frequency MHz	QP Level dBµV	QP Limit dBµV	QP Delta dB	Phase -	PE -
0.1539	36.66	65.79	29.13	L1	gnd
0.4039	32.74	57.77	25.03	L1	gnd
1.22812	30.18	56.00	25.82	L1	gnd
3.1539	22.08	56.00	33.92	L1	gnd
7.53281	20.63	60.00	39.37	L1	gnd
28.56015	29.93	60.00	30.07	L1	gnd

Frequency MHz	AV Level dBµV	AV Limit dBµV	AV Delta dB	Phase -	PE -
0.43125	32.09	47.23	15.14	L1	gnd
1.0914	21.51	46.00	24.49	L1	gnd
1.1539	25.64	46.00	20.36	L1	gnd
2.12265	24.64	46.00	21.36	L1	gnd
10.35703	22.00	50.00	28.00	L1	gnd
25.42343	24.47	50.00	25.53	L1	gnd

This report shall not be reproduced except in full, without the written approval of TA Technology (Shanghai) Co., Ltd.

802.11a, Channel No.: 60, N Line

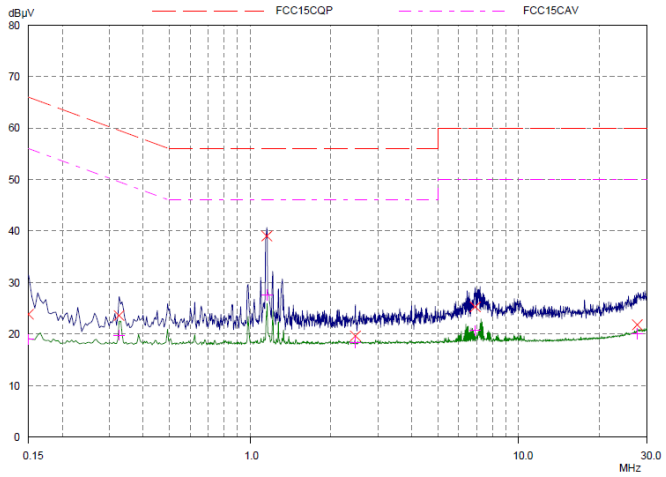

Final Measurement Results

Frequency MHz	QP Level dBµV	QP Limit dBµV	QP Delta dB	Phase -	PE -
0.15	23.84	66.00	42.16	N	gnd
0.32578	23.59	59.56	35.97	N	gnd
1.1539	39.04	56.00	16.96	N	gnd
2.4664	19.66	56.00	36.34	N	gnd
6.9	25.27	60.00	34.73	N	gnd
27.66562	21.80	60.00	38.20	N	gnd

Frequency MHz	AV Level dBµV	AV Limit dBµV	AV Delta dB	Phase -	PE -
0.15	18.97	56.00	37.03	N	gnd
0.32578	19.80	49.56	29.76	N	gnd
1.15781	27.59	46.00	18.41	N	gnd
2.4664	18.31	46.00	27.69	N	gnd
6.9	20.72	50.00	29.28	N	gnd
27.66562	20.12	50.00	29.88	N	gnd

802.11a, Channel No.: 64, L Line

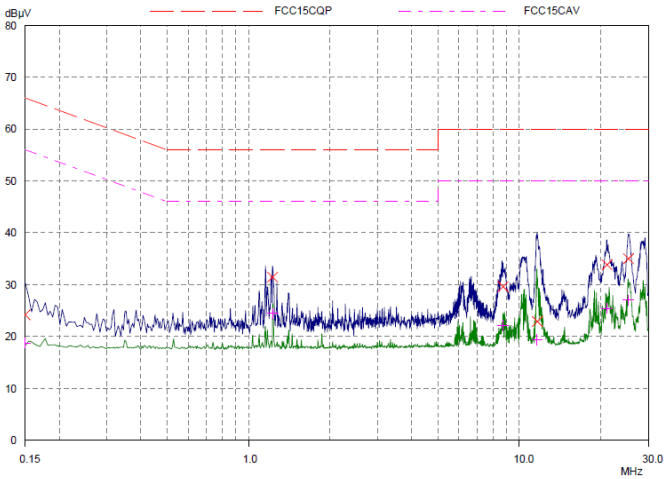

Final Measurement Results

Frequency MHz	QP Level dBµV	QP Limit dBµV	QP Delta dB	Phase -	PE -
0.15	24.20	66.00	41.80	L1	gnd
1.22812	31.44	56.00	24.56	L1	gnd
8.69687	29.62	60.00	30.38	L1	gnd
11.63046	22.89	60.00	37.11	L1	gnd
21.07187	33.84	60.00	26.16	L1	gnd
25.30625	35.01	60.00	24.99	L1	gnd

Frequency MHz	AV Level dBµV	AV Limit dBµV	AV Delta dB	Phase -	PE -
0.15	18.74	56.00	37.26	L1	gnd
1.23203	24.47	46.00	21.53	L1	gnd
8.69687	22.07	50.00	27.93	L1	gnd
11.60312	19.38	50.00	30.62	L1	gnd
21.07187	25.46	50.00	24.54	L1	gnd
25.2164	27.01	50.00	22.99	L1	gnd

802.11a, Channel No.: 64, N Line

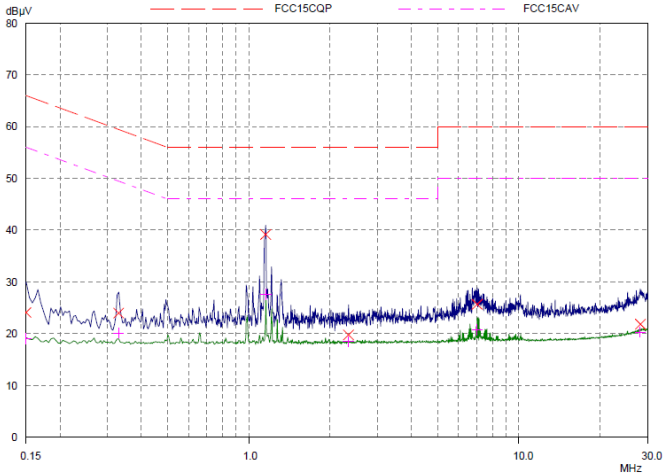

Final Measurement Results

Frequency MHz	QP Level dBµV	QP Limit dBµV	QP Delta dB	Phase -	PE -
0.15	24.08	66.00	41.92	N	gnd
0.32968	23.97	59.46	35.49	N	gnd
1.1539	39.16	56.00	16.84	N	gnd
2.3375	19.76	56.00	36.24	N	gnd
7.02109	25.68	60.00	34.32	N	gnd
28.15	21.86	60.00	38.14	N	gnd

Frequency MHz	AV Level dBµV	AV Limit dBµV	AV Delta dB	Phase -	PE -
0.15	19.04	56.00	36.96	N	gnd
0.32968	20.13	49.46	29.33	N	gnd
1.15781	27.64	46.00	18.36	N	gnd
2.3375	18.47	46.00	27.53	N	gnd
7.02109	20.79	50.00	29.21	N	gnd
28.15	20.26	50.00	29.74	N	gnd

This report shall not be reproduced except in full, without the written approval of TA Technology (Shanghai) Co., Ltd.

802.11a, Channel No.: 100, L Line

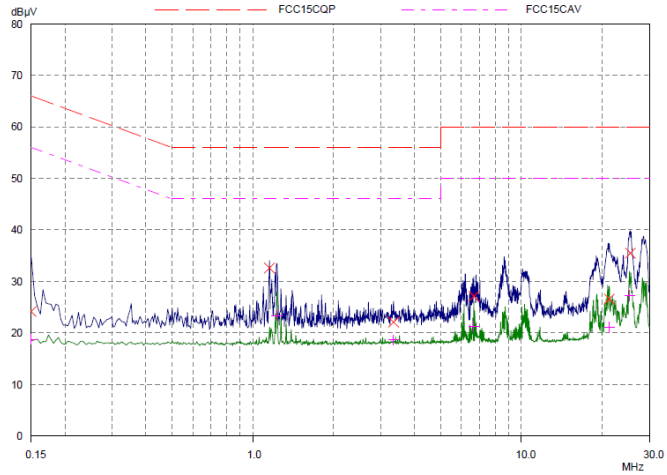

Final Measurement Results

Frequency MHz	QP Level dBµV	QP Limit dBµV	QP Delta dB	Phase -	PE -
0.15	24.14	66.00	41.86	L1	gnd
1.1539	32.60	56.00	23.40	L1	gnd
3.34531	22.10	56.00	33.90	L1	gnd
6.66171	27.09	60.00	32.91	L1	gnd
21.22812	26.57	60.00	33.43	L1	gnd
25.41953	35.48	60.00	24.52	L1	gnd

Frequency MHz	AV Level dBµV	AV Limit dBµV	AV Delta dB	Phase -	PE -
0.15	18.74	56.00	37.26	L1	gnd
1.22812	23.39	46.00	22.61	L1	gnd
3.34531	18.64	46.00	27.36	L1	gnd
6.66171	21.19	50.00	28.81	L1	gnd
21.22812	21.06	50.00	28.94	L1	gnd
25.27109	27.21	50.00	22.79	L1	gnd

802.11a, Channel No.: 100, N Line

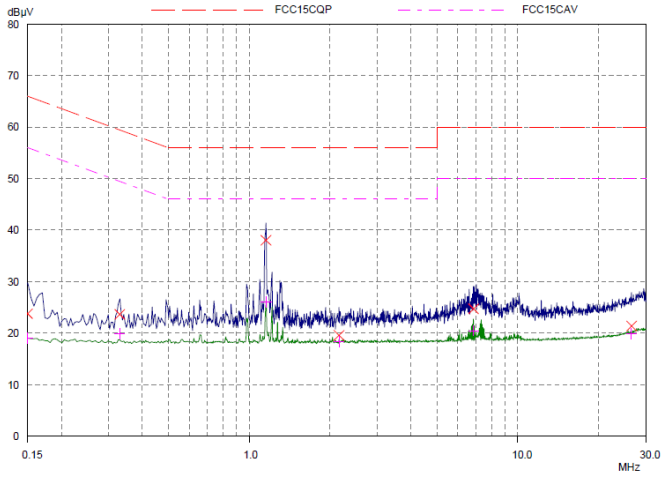

Final Measurement Results

Frequency MHz	QP Level dBµV	QP Limit dBµV	QP Delta dB	Phase -	PE -
0.15	23.80	66.00	42.20	N	gnd
0.32968	23.67	59.46	35.79	N	gnd
1.1539	38.02	56.00	17.98	N	gnd
2.15781	19.56	56.00	36.44	N	gnd
6.8414	24.71	60.00	35.29	N	gnd
26.53281	21.38	60.00	38.62	N	gnd

Frequency MHz	AV Level dBµV	AV Limit dBµV	AV Delta dB	Phase -	PE -
0.15	19.04	56.00	36.96	N	gnd
0.32968	19.87	49.46	29.59	N	gnd
1.15781	26.04	46.00	19.96	N	gnd
2.15781	18.31	46.00	27.69	N	gnd
6.8414	20.47	50.00	29.53	N	gnd
26.53281	19.90	50.00	30.10	N	gnd

802.11a, Channel No.: 116, L Line

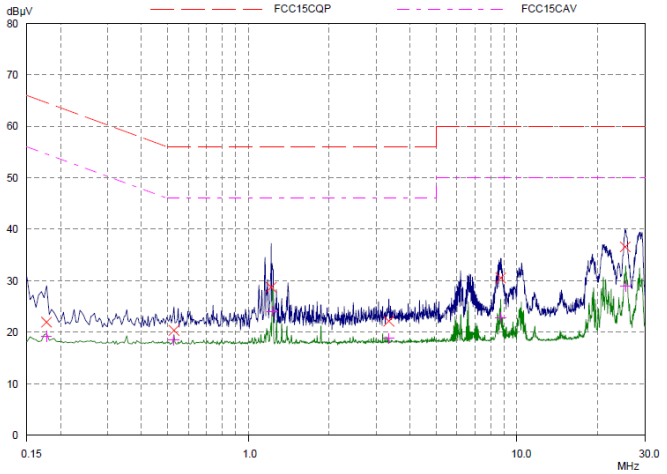

Final Measurement Results

Frequency MHz	QP Level dBµV	QP Limit dBµV	QP Delta dB	Phase -	PE -
0.17734	21.96	64.61	42.65	L1	gnd
0.5289	20.36	56.00	35.64	L1	gnd
1.2164	28.76	56.00	27.24	L1	gnd
3.3414	22.16	56.00	33.84	L1	gnd
8.70078	30.52	60.00	29.48	L1	gnd
25.32968	36.59	60.00	23.41	L1	gnd

Frequency MHz	AV Level dBµV	AV Limit dBµV	AV Delta dB	Phase -	PE -
0.17734	19.17	54.61	35.44	L1	gnd
0.5289	18.47	46.00	27.53	L1	gnd
1.23203	24.07	46.00	21.93	L1	gnd
3.3414	18.79	46.00	27.21	L1	gnd
8.70078	22.83	50.00	27.17	L1	gnd
25.45078	28.96	50.00	21.04	L1	gnd

This report shall not be reproduced except in full, without the written approval of TA Technology (Shanghai) Co., Ltd.

802.11a, Channel No.: 116, N Line

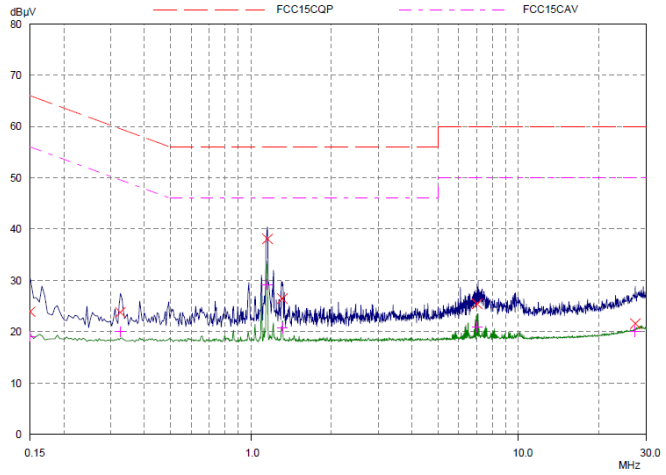

Final Measurement Results

Frequency MHz	QP Level dBµV	QP Limit dBµV	QP Delta dB	Phase -	PE -
0.15	23.92	66.00	42.08	N	gnd
0.32578	23.81	59.56	35.75	N	gnd
1.1539	38.10	56.00	17.90	N	gnd
1.31015	26.44	56.00	29.56	N	gnd
7.01718	25.40	60.00	34.60	N	gnd
27.36484	21.60	60.00	38.40	N	gnd

Frequency MHz	AV Level dBµV	AV Limit dBµV	AV Delta dB	Phase -	PE -
0.15	19.12	56.00	36.88	N	gnd
0.32578	20.00	49.56	29.56	N	gnd
1.15	29.23	46.00	16.77	N	gnd
1.31015	20.77	46.00	25.23	N	gnd
7.01718	20.91	50.00	29.09	N	gnd
27.36484	20.08	50.00	29.92	N	gnd

802.11a, Channel No.: 132, L Line

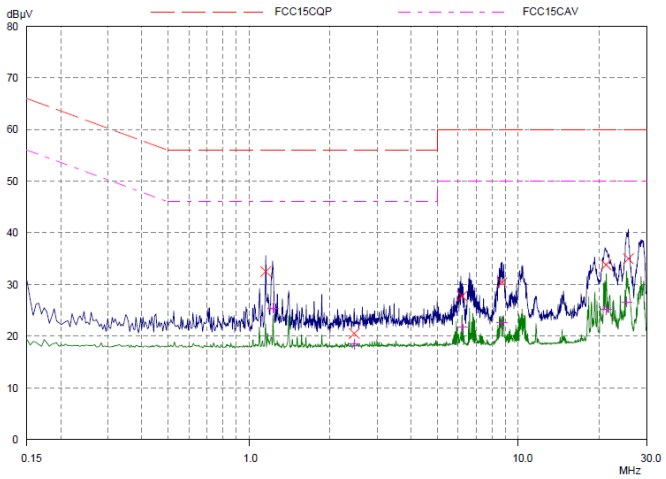

Final Measurement Results

Frequency MHz	QP Level dBµV	QP Limit dBµV	QP Delta dB	Phase -	PE -
1.1539	32.48	56.00	23.52	L1	gnd
2.45859	20.54	56.00	35.46	L1	gnd
6.18515	27.71	60.00	32.29	L1	gnd
8.70078	30.36	60.00	29.64	L1	gnd
21.18906	33.81	60.00	26.19	L1	gnd
25.62656	34.98	60.00	25.02	L1	gnd

Frequency MHz	AV Level dBµV	AV Limit dBµV	AV Delta dB	Phase -	PE -
1.22812	25.43	46.00	20.57	L1	gnd
2.45859	18.47	46.00	27.53	L1	gnd
6.18515	21.79	50.00	28.21	L1	gnd
8.70078	22.63	50.00	27.37	L1	gnd
21.18906	25.24	50.00	24.76	L1	gnd
25.275	26.67	50.00	23.33	L1	gnd

802.11a, Channel No.: 132, N Line

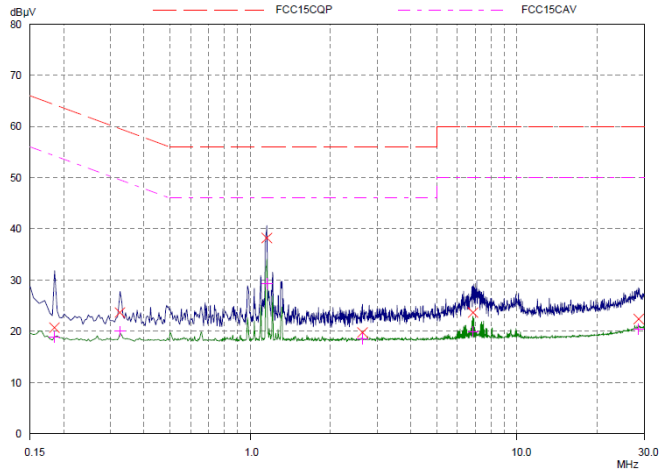

Final Measurement Results

Frequency MHz	QP Level dBµV	QP Limit dBµV	QP Delta dB	Phase -	PE -
0.18515	20.71	64.25	43.54	N	gnd
0.32578	23.65	59.56	35.91	N	gnd
1.1539	38.22	56.00	17.78	N	gnd
2.63828	19.77	56.00	36.23	N	gnd
6.84531	23.63	60.00	36.37	N	gnd
28.5875	22.39	60.00	37.61	N	gnd

Frequency MHz	AV Level dBµV	AV Limit dBµV	AV Delta dB	Phase -	PE -
0.18515	18.86	54.25	35.39	N	gnd
0.32578	20.00	49.56	29.56	N	gnd
1.1539	29.32	46.00	16.68	N	gnd
2.63828	18.48	46.00	27.52	N	gnd
6.84531	19.95	50.00	30.05	N	gnd
28.5875	20.38	50.00	29.62	N	gnd

This report shall not be reproduced except in full, without the written approval of TA Technology (Shanghai) Co., Ltd.

802.11a, Channel No.: 140, L Line

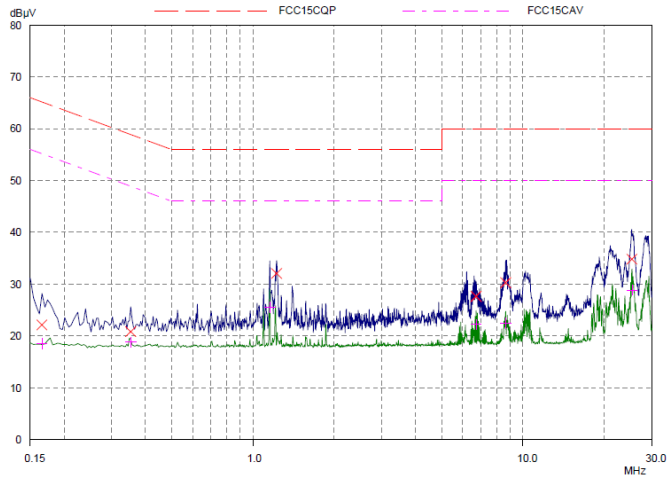

Final Measurement Results

Frequency MHz	QP Level dBµV	QP Limit dBµV	QP Delta dB	Phase -	PE -
0.16562	22.13	65.18	43.05	L1	gnd
0.35312	20.81	58.89	38.08	L1	gnd
1.22421	32.06	56.00	23.94	L1	gnd
6.7164	27.63	60.00	32.37	L1	gnd
8.64218	30.28	60.00	29.72	L1	gnd
25.32578	34.81	60.00	25.19	L1	gnd

Frequency MHz	AV Level dBµV	AV Limit dBµV	AV Delta dB	Phase -	PE -
0.16562	18.50	55.18	36.68	L1	gnd
0.35312	18.80	48.89	30.09	L1	gnd
1.1539	25.57	46.00	20.43	L1	gnd
6.7164	22.23	50.00	27.77	L1	gnd
8.64218	22.43	50.00	27.57	L1	gnd
25.38828	28.85	50.00	21.15	L1	gnd

802.11a, Channel No.: 140, N Line

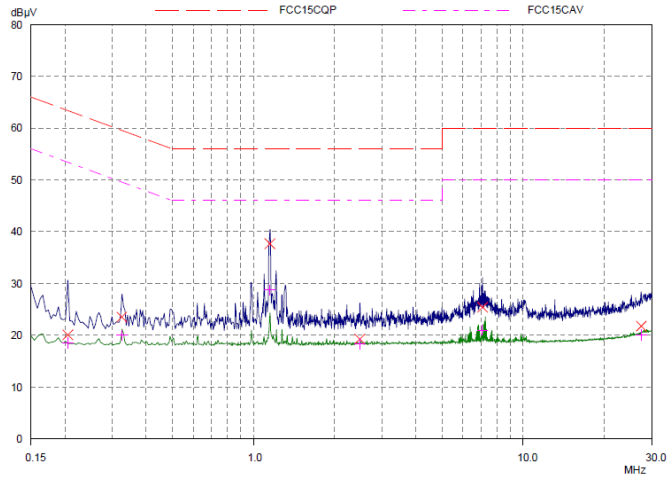

Final Measurement Results

Frequency MHz	QP Level dBµV	QP Limit dBµV	QP Delta dB	Phase -	PE -
0.20468	20.06	63.42	43.36	N	gnd
0.32578	23.51	59.56	36.05	N	gnd
1.15	37.68	56.00	18.32	N	gnd
2.48203	19.24	56.00	36.76	N	gnd
7.07968	25.42	60.00	34.58	N	gnd
27.42734	21.79	60.00	38.21	N	gnd

Frequency MHz	AV Level dBµV	AV Limit dBµV	AV Delta dB	Phase -	PE -
0.20468	18.55	53.42	34.87	N	gnd
0.32578	20.00	49.56	29.56	N	gnd
1.15	28.76	46.00	17.24	N	gnd
2.48203	18.31	46.00	27.69	N	gnd
7.07968	20.97	50.00	29.03	N	gnd
27.42734	20.09	50.00	29.91	N	gnd

802.11a, Channel No.: 149, L Line

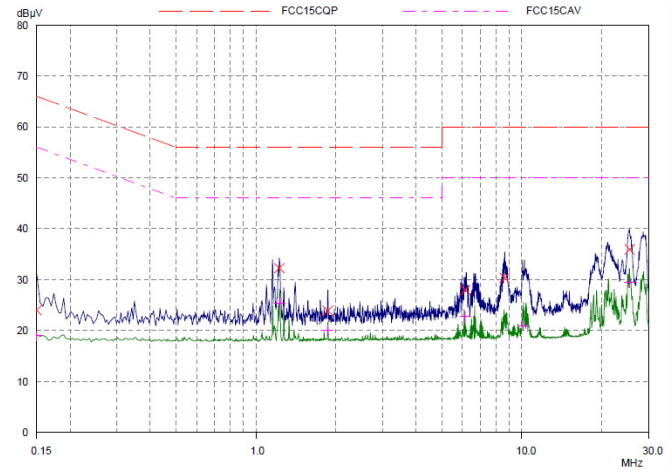

Final Measurement Results

Frequency MHz	QP Level dBµV	QP Limit dBµV	QP Delta dB	Phase -	PE -
0.15	23.96	66.00	42.04	L1	gnd
1.22421	32.26	56.00	23.74	L1	gnd
1.86484	23.89	56.00	32.11	L1	gnd
6.12656	27.97	60.00	32.03	L1	gnd
8.63828	30.34	60.00	29.66	L1	gnd
25.44687	35.92	60.00	24.08	L1	gnd

Frequency MHz	AV Level dBµV	AV Limit dBµV	AV Delta dB	Phase -	PE -
0.15	18.97	56.00	37.03	L1	gnd
1.22812	25.43	46.00	20.57	L1	gnd
1.86484	19.96	46.00	26.04	L1	gnd
6.12656	22.76	50.00	27.24	L1	gnd
10.14609	20.99	50.00	29.01	L1	gnd
25.41953	29.38	50.00	20.62	L1	gnd

This report shall not be reproduced except in full, without the written approval of TA Technology (Shanghai) Co., Ltd.

802.11a, Channel No.: 149, N Line

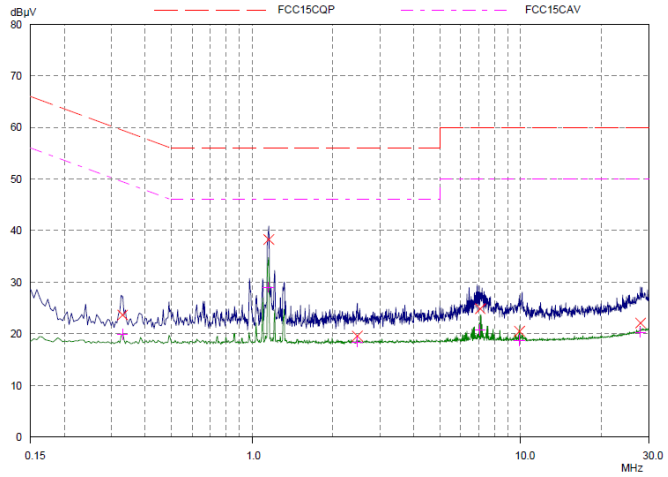

Final Measurement Results

Frequency MHz	QP Level dBµV	QP Limit dBµV	QP Delta dB	Phase -	PE -
0.32968	23.67	59.46	35.79	N	gnd
1.1539	38.28	56.00	17.72	N	gnd
2.47031	19.58	56.00	36.42	N	gnd
7.07578	24.86	60.00	35.14	N	gnd
9.91171	20.49	60.00	39.51	N	gnd
27.97812	22.06	60.00	37.94	N	gnd

Frequency MHz	AV Level dBµV	AV Limit dBµV	AV Delta dB	Phase -	PE -
0.32968	19.87	49.46	29.59	N	gnd
1.15	29.04	46.00	16.96	N	gnd
2.47031	18.39	46.00	27.61	N	gnd
7.07578	20.73	50.00	29.27	N	gnd
9.91171	18.73	50.00	31.27	N	gnd
27.97812	20.31	50.00	29.69	N	gnd

802.11a, Channel No.: 157, L Line

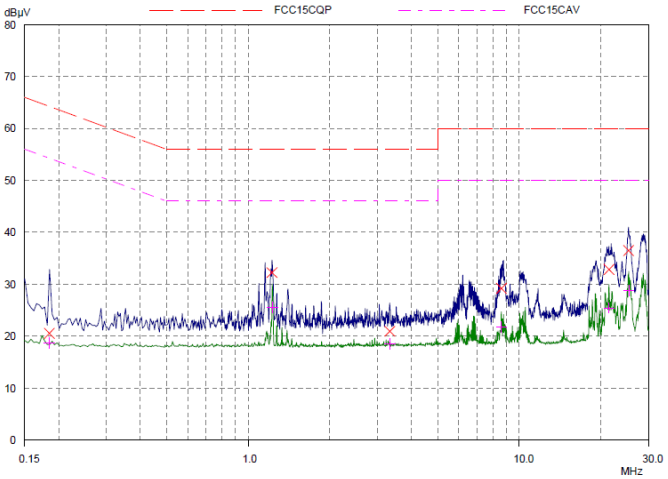

Final Measurement Results

Frequency MHz	QP Level dBµV	QP Limit dBµV	QP Delta dB	Phase -	PE -
0.18515	20.55	64.25	43.70	L1	gnd
1.22421	32.26	56.00	23.74	L1	gnd
3.32968	20.94	56.00	35.06	L1	gnd
8.58359	29.20	60.00	30.80	L1	gnd
21.42343	32.85	60.00	27.15	L1	gnd
25.32968	36.49	60.00	23.51	L1	gnd

Frequency MHz	AV Level dBµV	AV Limit dBµV	AV Delta dB	Phase -	PE -
0.18515	18.71	54.25	35.54	L1	gnd
1.22812	25.57	46.00	20.43	L1	gnd
3.32968	18.49	46.00	27.51	L1	gnd
8.58359	21.75	50.00	28.25	L1	gnd
21.42343	25.41	50.00	24.59	L1	gnd
25.36093	28.84	50.00	21.16	L1	gnd

802.11a, Channel No.: 157, N Line

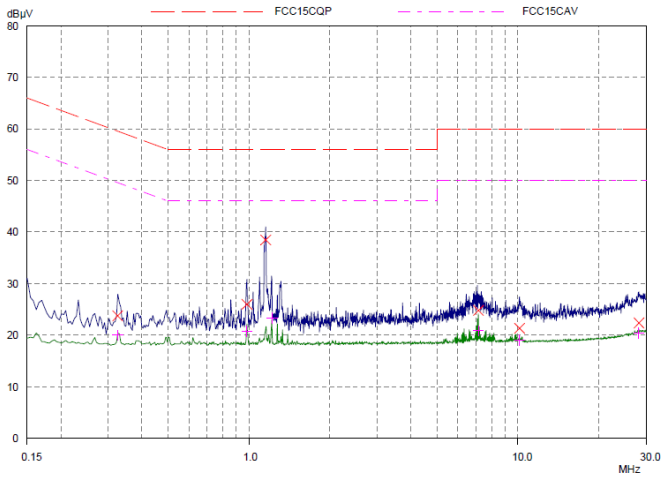

Final Measurement Results

Frequency MHz	QP Level dBµV	QP Limit dBµV	QP Delta dB	Phase -	PE -
0.32578	23.75	59.56	35.81	N	gnd
0.98203	26.00	56.00	30.00	N	gnd
1.1539	38.44	56.00	17.56	N	gnd
7.13828	24.80	60.00	35.20	N	gnd
10.13046	21.32	60.00	38.68	N	gnd
28.22421	22.37	60.00	37.63	N	gnd

Frequency MHz	AV Level dBµV	AV Limit dBµV	AV Delta dB	Phase -	PE -
0.32578	20.00	49.56	29.56	N	gnd
0.98203	20.77	46.00	25.23	N	gnd
1.2164	23.34	46.00	22.66	N	gnd
7.13828	20.85	50.00	29.15	N	gnd
10.13046	19.05	50.00	30.95	N	gnd
28.22421	20.42	50.00	29.58	N	gnd

This report shall not be reproduced except in full, without the written approval of TA Technology (Shanghai) Co., Ltd.

802.11a, Channel No.: 165, L Line

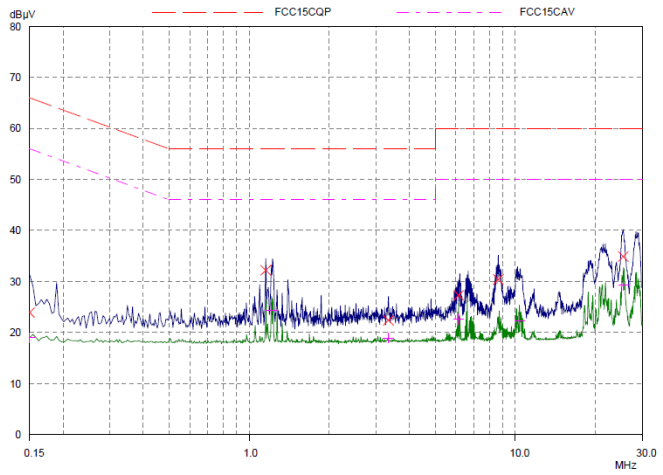

Final Measurement Results

Frequency MHz	QP Level dBµV	QP Limit dBµV	QP Delta dB	Phase -	PE -
0.15	23.92	66.00	42.08	L1	gnd
1.1539	32.18	56.00	23.82	L1	gnd
3.3414	22.40	56.00	33.60	L1	gnd
6.12265	27.31	60.00	32.69	L1	gnd
8.64218	30.40	60.00	29.60	L1	gnd
25.47421	34.89	60.00	25.11	L1	gnd

Frequency MHz	AV Level dBµV	AV Limit dBµV	AV Delta dB	Phase -	PE -
0.15	18.97	56.00	37.03	L1	gnd
1.2125	24.39	46.00	21.61	L1	gnd
3.3414	18.94	46.00	27.06	L1	gnd
6.12265	22.61	50.00	27.39	L1	gnd
10.35703	22.37	50.00	27.63	L1	gnd
25.47812	29.28	50.00	20.72	L1	gnd

802.11a, Channel No.: 165, N Line

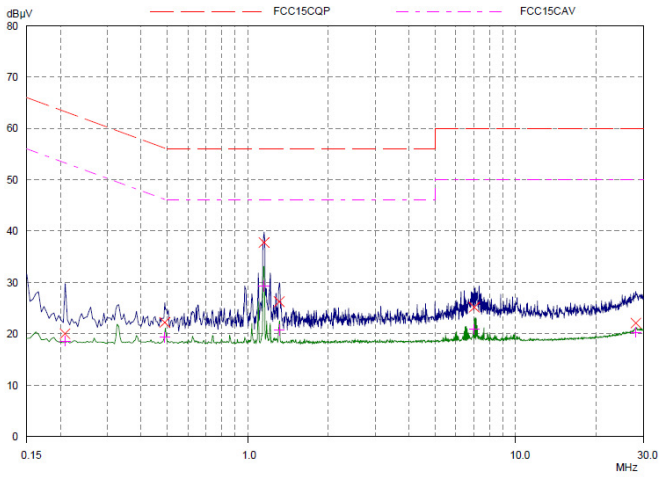

Final Measurement Results

Frequency MHz	QP Level dBµV	QP Limit dBµV	QP Delta dB	Phase -	PE -
0.20859	20.04	63.26	43.22	N	gnd
0.48984	22.24	56.17	33.93	N	gnd
1.15	37.76	56.00	18.24	N	gnd
1.31015	26.26	56.00	29.74	N	gnd
7.02109	25.16	60.00	34.84	N	gnd
28.13437	22.10	60.00	37.90	N	gnd

Frequency MHz	AV Level dBµV	AV Limit dBµV	AV Delta dB	Phase -	PE -
0.20859	18.62	53.26	34.64	N	gnd
0.48984	19.29	46.17	26.88	N	gnd
1.15	29.27	46.00	16.73	N	gnd
1.31015	20.77	46.00	25.23	N	gnd
7.02109	20.85	50.00	29.15	N	gnd
28.13437	20.33	50.00	29.67	N	gnd

This report shall not be reproduced except in full, without the written approval of TA Technology (Shanghai) Co., Ltd.

802.11n (HT20) , Channel No.: 36, L Line

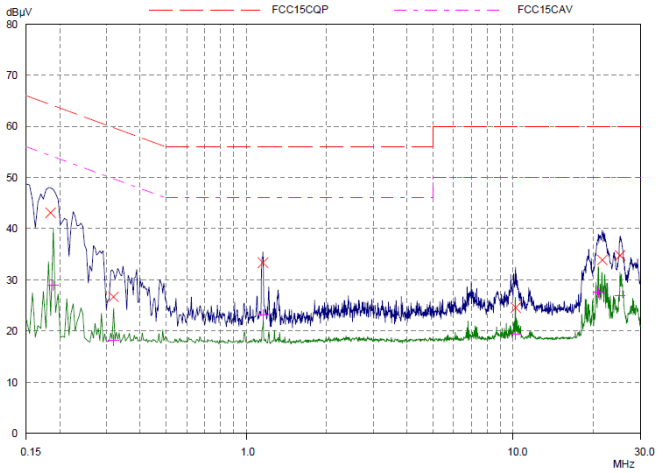

Final Measurement Results

Frequency MHz	QP Level dBµV	QP Limit dBµV	QP Delta dB	Phase -	PE -
0.18515	43.13	64.25	21.12	L1	gnd
0.31796	26.65	59.76	33.11	L1	gnd
1.1539	33.34	56.00	22.66	L1	gnd
10.2164	24.56	60.00	35.44	L1	gnd
21.57968	33.90	60.00	26.10	L1	gnd
25.19296	34.78	60.00	25.22	L1	gnd

Frequency MHz	AV Level dBµV	AV Limit dBµV	AV Delta dB	Phase -	PE -
0.18906	28.92	54.08	25.16	L1	gnd
0.31796	18.18	49.76	31.58	L1	gnd
1.15781	23.16	46.00	22.84	L1	gnd
10.2164	19.27	50.00	30.73	L1	gnd
20.92343	27.55	50.00	22.45	L1	gnd
25.19296	26.81	50.00	23.19	L1	gnd

802.11n (HT20) , Channel No.: 36, N Line

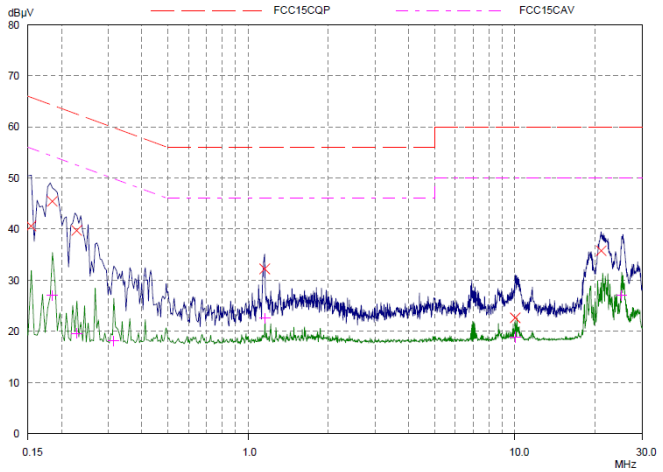

Final Measurement Results

Frequency MHz	QP Level dBµV	QP Limit dBµV	QP Delta dB	Phase -	PE -
0.1539	40.60	65.79	25.19	N	gnd
0.18515	45.45	64.25	18.80	N	gnd
0.22812	39.73	62.52	22.79	N	gnd
1.1539	32.22	56.00	23.78	N	gnd
10.03671	22.66	60.00	37.34	N	gnd
21.04453	35.77	60.00	24.23	N	gnd

Frequency MHz	AV Level dBµV	AV Limit dBµV	AV Delta dB	Phase -	PE -
0.18515	27.02	54.25	27.23	N	gnd
0.22812	19.64	52.52	32.88	N	gnd
0.31406	18.10	49.86	31.76	N	gnd
1.15781	22.60	46.00	23.40	N	gnd
10.03671	18.90	50.00	31.10	N	gnd
25.19296	27.01	50.00	22.99	N	gnd

802.11n (HT20) , Channel No.: 40, L Line

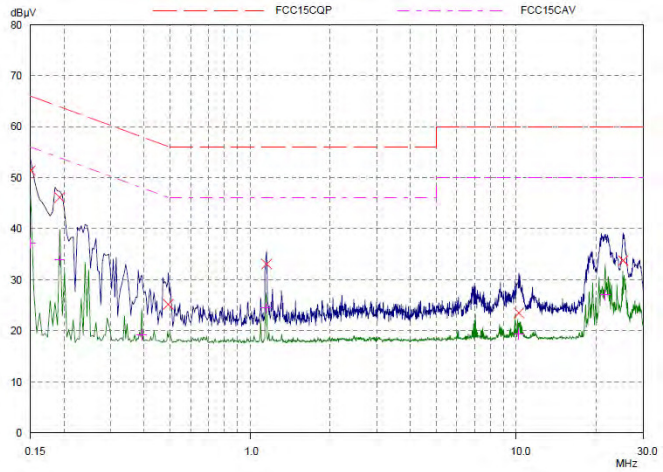

Final Measurement Results

Frequency MHz	QP Level dBµV	QP Limit dBµV	QP Delta dB	Phase -	PE -
0.15	51.40	66.00	14.60	L1	gnd
0.19296	46.11	63.91	17.80	L1	gnd
0.49375	25.16	56.10	30.94	L1	gnd
1.1539	33.04	56.00	22.96	L1	gnd
10.2125	23.50	60.00	36.50	L1	gnd
25.22421	33.78	60.00	26.22	L1	gnd

Frequency MHz	AV Level dBµV	AV Limit dBµV	AV Delta dB	Phase -	PE -
0.15	37.18	56.00	18.82	L1	gnd
0.19296	33.88	53.91	20.03	L1	gnd
0.39218	19.16	48.02	28.86	L1	gnd
1.15	24.47	46.00	21.53	L1	gnd
10.2125	19.42	50.00	30.58	L1	gnd
21.57578	27.05	50.00	22.95	L1	gnd

This report shall not be reproduced except in full, without the written approval of TA Technology (Shanghai) Co., Ltd.

802.11n (HT20) , Channel No.: 40, N Line

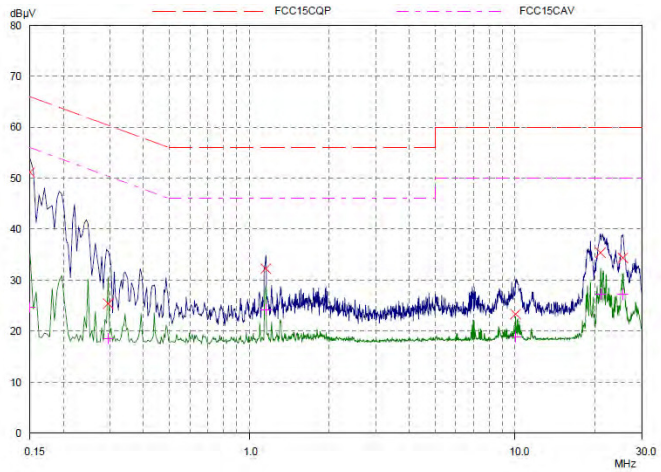

Final Measurement Results

Frequency MHz	QP Level dBµV	QP Limit dBµV	QP Delta dB	Phase -	PE -
0.15	51.12	66.00	14.88	N	gnd
0.29453	25.42	60.40	34.98	N	gnd
1.1539	32.24	56.00	23.76	N	gnd
10.04062	23.32	60.00	36.68	N	gnd
20.98203	35.39	60.00	24.61	N	gnd
25.42734	34.38	60.00	25.62	N	gnd

Frequency MHz	AV Level dBµV	AV Limit dBµV	AV Delta dB	Phase -	PE -
0.15	24.61	56.00	31.39	N	gnd
0.29453	18.51	50.40	31.89	N	gnd
1.1539	24.23	46.00	21.77	N	gnd
10.04062	18.90	50.00	31.10	N	gnd
21.04062	27.25	50.00	22.75	N	gnd
25.42734	27.23	50.00	22.77	N	gnd

802.11n (HT20) , Channel No.: 48, L Line

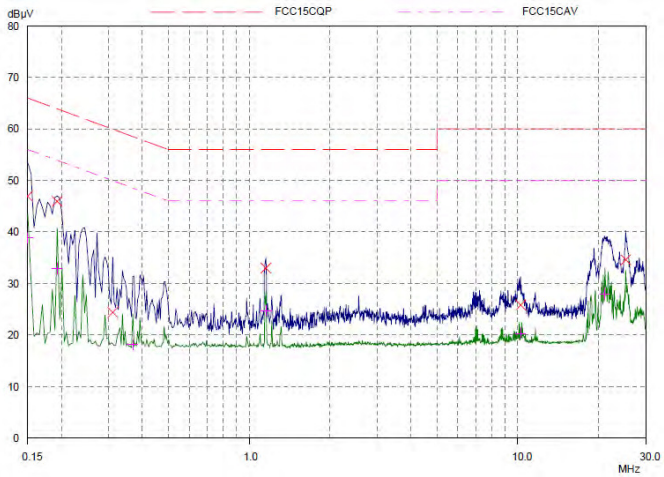

Final Measurement Results

Frequency MHz	QP Level dBµV	QP Limit dBµV	QP Delta dB	Phase -	PE -
0.15	46.94	66.00	19.06	L1	gnd
0.19296	45.93	63.91	17.98	L1	gnd
0.31015	24.38	59.97	35.59	L1	gnd
1.1539	32.98	56.00	23.02	L1	gnd
10.25546	25.82	60.00	34.18	L1	gnd
25.22812	34.60	60.00	25.40	L1	gnd

Frequency MHz	AV Level dBµV	AV Limit dBµV	AV Delta dB	Phase -	PE -
0.15	38.85	56.00	17.15	L1	gnd
0.19296	32.92	53.91	20.99	L1	gnd
0.36875	18.09	48.53	30.44	L1	gnd
1.1539	24.77	46.00	21.23	L1	gnd
10.25546	20.30	50.00	29.70	L1	gnd
21.10312	27.98	50.00	22.02	L1	gnd

802.11n (HT20) , Channel No.: 48, N Line

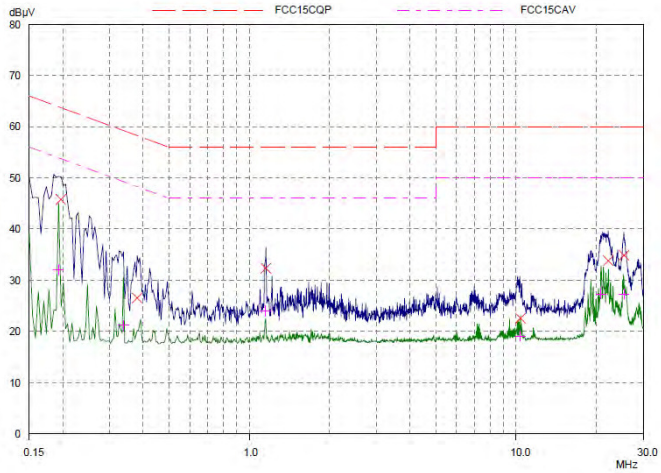

Final Measurement Results

Frequency MHz	QP Level dBµV	QP Limit dBµV	QP Delta dB	Phase -	PE -
0.19687	45.78	63.74	17.96	N	gnd
0.38046	26.52	58.27	31.75	N	gnd
1.1539	32.34	56.00	23.66	N	gnd
10.39218	22.59	60.00	37.41	N	gnd
22.16562	33.81	60.00	26.19	N	gnd
25.36875	34.87	60.00	25.13	N	gnd

Frequency MHz	AV Level dBµV	AV Limit dBµV	AV Delta dB	Phase -	PE -
0.19296	32.04	53.91	21.87	N	gnd
0.3375	21.23	49.26	28.03	N	gnd
1.15	23.98	46.00	22.02	N	gnd
10.39218	19.13	50.00	30.87	N	gnd
20.86484	27.30	50.00	22.70	N	gnd
25.36875	27.35	50.00	22.65	N	gnd

This report shall not be reproduced except in full, without the written approval of TA Technology (Shanghai) Co., Ltd.

802.11n (HT20) , Channel No.: 52, L Line

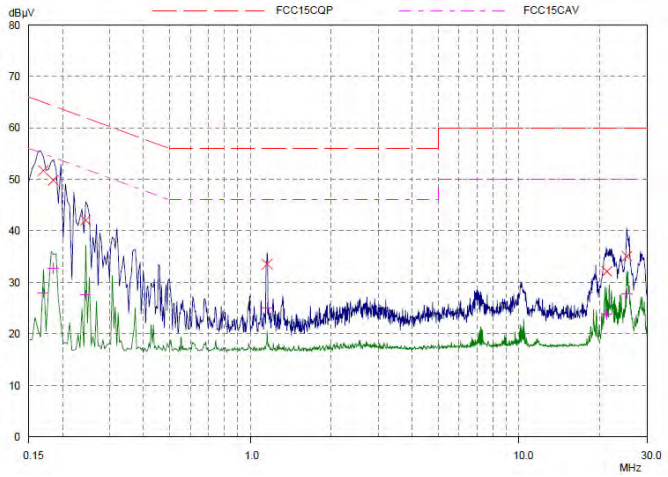

Final Measurement Results

Frequency MHz	QP Level dBµV	QP Limit dBµV	QP Delta dB	Phase -	PE -
0.16953	51.72	64.98	13.26	L1	gnd
0.18515	49.83	64.25	14.42	L1	gnd
0.24375	42.04	61.97	19.93	L1	gnd
1.1539	33.54	56.00	22.46	L1	gnd
21.22031	32.11	60.00	27.89	L1	gnd
25.22421	35.06	60.00	24.94	L1	gnd

Frequency MHz	AV Level dBµV	AV Limit dBµV	AV Delta dB	Phase -	PE -
0.16953	28.03	54.98	26.95	L1	gnd
0.18515	32.74	54.25	21.51	L1	gnd
0.24375	27.50	51.97	24.47	L1	gnd
1.1539	25.07	46.00	20.93	L1	gnd
21.22031	23.78	50.00	26.22	L1	gnd
25.22421	27.85	50.00	22.15	L1	gnd

802.11n (HT20) , Channel No.: 52, N Line

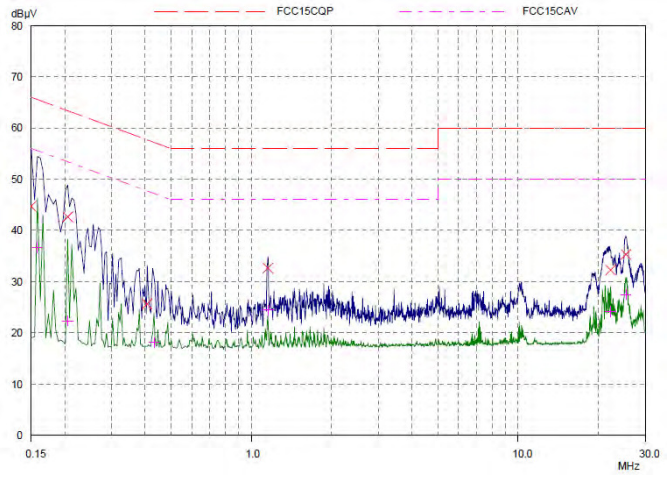

Final Measurement Results

Frequency MHz	QP Level dBµV	QP Limit dBµV	QP Delta dB	Phase -	PE -
0.15	44.70	66.00	21.30	N	gnd
0.20468	42.64	63.42	20.78	N	gnd
0.40781	25.68	57.69	32.01	N	gnd
1.1539	32.66	56.00	23.34	N	gnd
22.23203	32.26	60.00	27.74	N	gnd
25.37265	35.33	60.00	24.67	N	gnd

Frequency MHz	AV Level dBµV	AV Limit dBµV	AV Delta dB	Phase -	PE -
0.15781	36.65	55.58	18.93	N	gnd
0.20468	22.35	53.42	31.07	N	gnd
0.43125	18.08	47.23	29.15	N	gnd
1.1539	24.47	46.00	21.53	N	gnd
22.23203	24.10	50.00	25.90	N	gnd
25.37265	27.48	50.00	22.52	N	gnd

802.11n (HT20) , Channel No.: 60, L Line

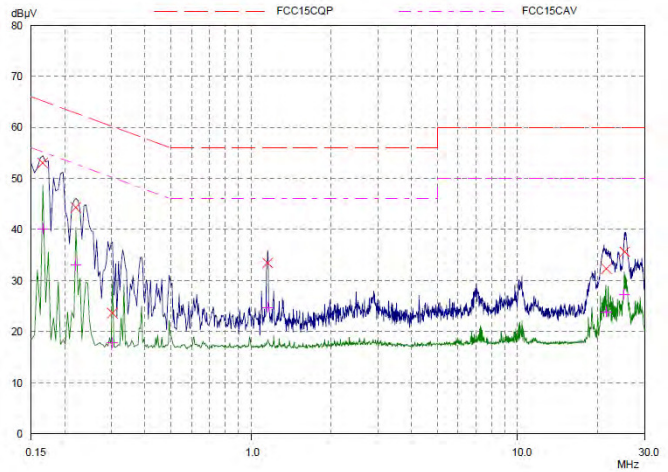

Final Measurement Results

Frequency MHz	QP Level dBµV	QP Limit dBµV	QP Delta dB	Phase -	PE -
0.16562	53.01	65.18	12.17	L1	gnd
0.22031	44.33	62.81	18.48	L1	gnd
0.30234	23.62	60.18	36.56	L1	gnd
1.1539	33.46	56.00	22.54	L1	gnd
21.51718	32.31	60.00	27.69	L1	gnd
25.25546	35.64	60.00	24.36	L1	gnd

Frequency MHz	AV Level dBµV	AV Limit dBµV	AV Delta dB	Phase -	PE -
0.16562	40.13	55.18	15.05	L1	gnd
0.22031	33.08	52.81	19.73	L1	gnd
0.30234	17.86	50.18	32.32	L1	gnd
1.1539	24.70	46.00	21.30	L1	gnd
21.51718	23.89	50.00	26.11	L1	gnd
25.19296	27.28	50.00	22.72	L1	gnd

This report shall not be reproduced except in full, without the written approval of TA Technology (Shanghai) Co., Ltd.

802.11n (HT20) , Channel No.: 60, N Line

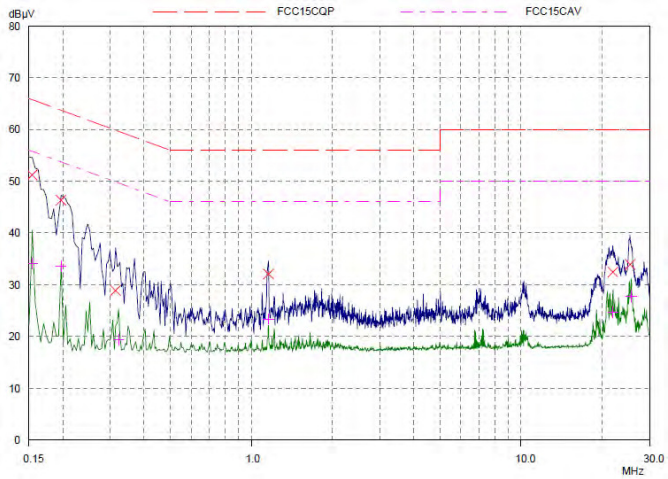

Final Measurement Results

Frequency MHz	QP Level dBµV	QP Limit dBµV	QP Delta dB	Phase -	PE -
0.1539	51.22	65.79	14.57	N	gnd
0.19687	46.34	63.74	17.40	N	gnd
0.31406	28.85	59.86	31.01	N	gnd
1.15781	32.08	56.00	23.92	N	gnd
21.87656	32.45	60.00	27.55	N	gnd
25.4	33.92	60.00	26.08	N	gnd

Frequency MHz	AV Level dBµV	AV Limit dBµV	AV Delta dB	Phase -	PE -
0.1539	34.07	55.79	21.72	N	gnd
0.19687	33.60	53.74	20.14	N	gnd
0.32187	19.39	49.66	30.27	N	gnd
1.15781	23.39	46.00	22.61	N	gnd
21.87656	24.64	50.00	25.36	N	gnd
25.63828	27.70	50.00	22.30	N	gnd

802.11n (HT20) , Channel No.: 64, L Line

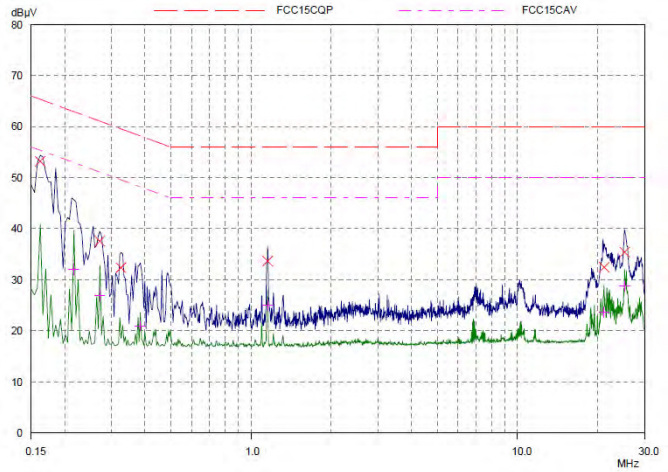

Final Measurement Results

Frequency MHz	QP Level dBµV	QP Limit dBµV	QP Delta dB	Phase -	PE -
0.16171	53.19	65.38	12.19	L1	gnd
0.27109	37.55	61.08	23.53	L1	gnd
0.32578	32.39	59.56	27.17	L1	gnd
1.1539	33.66	56.00	22.34	L1	gnd
21.10312	32.46	60.00	27.54	L1	gnd
25.22812	35.42	60.00	24.58	L1	gnd

Frequency MHz	AV Level dBµV	AV Limit dBµV	AV Delta dB	Phase -	PE -
0.2164	32.08	52.96	20.88	L1	gnd
0.27109	26.92	51.08	24.16	L1	gnd
0.38437	20.99	48.18	27.19	L1	gnd
1.1539	25.07	46.00	20.93	L1	gnd
21.10312	23.68	50.00	26.32	L1	gnd
25.22812	28.77	50.00	21.23	L1	gnd

802.11n (HT20) , Channel No.: 64, N Line

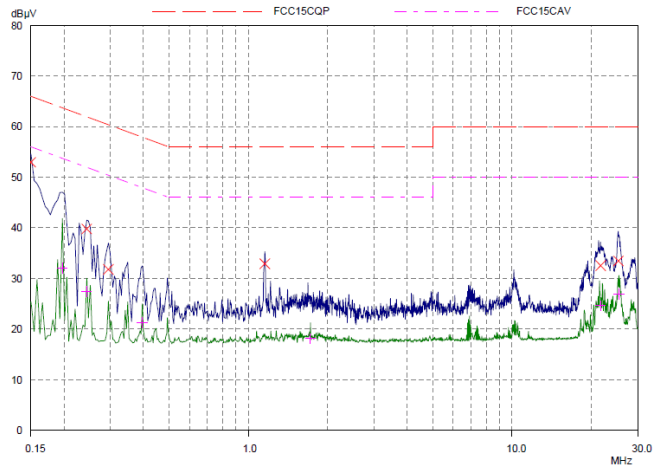

Final Measurement Results

Frequency MHz	QP Level dBµV	QP Limit dBµV	QP Delta dB	Phase -	PE -
0.15	52.94	66.00	13.06	N	gnd
0.24375	39.76	61.97	22.21	N	gnd
0.29453	31.78	60.40	28.62	N	gnd
1.1539	32.92	56.00	23.08	N	gnd
21.63828	32.53	60.00	27.47	N	gnd
25.31015	33.47	60.00	26.53	N	gnd

Frequency MHz	AV Level dBµV	AV Limit dBµV	AV Delta dB	Phase -	PE -
0.19687	32.03	53.74	21.71	N	gnd
0.24375	27.45	51.97	24.52	N	gnd
0.39609	21.27	47.93	26.66	N	gnd
1.72031	18.14	46.00	27.86	N	gnd
21.63828	24.62	50.00	25.38	N	gnd
25.43515	26.96	50.00	23.04	N	gnd

This report shall not be reproduced except in full, without the written approval of TA Technology (Shanghai) Co., Ltd.

802.11n (HT20) , Channel No.: 100, L Line

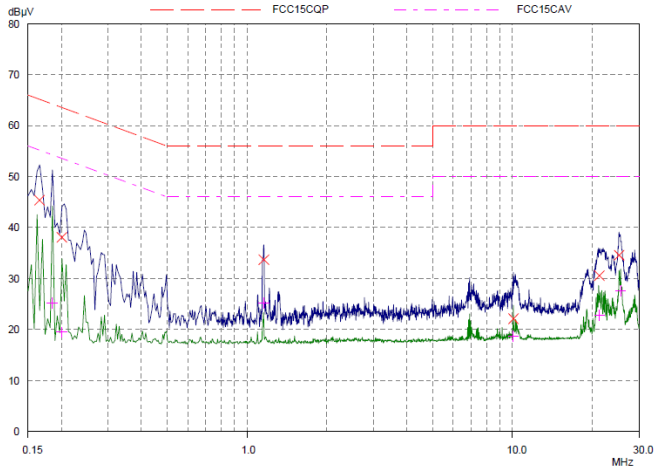

Final Measurement Results

Frequency MHz	QP Level dBµV	QP Limit dBµV	QP Delta dB	Phase -	PE -
0.16562	45.39	65.18	19.79	L1	gnd
0.20078	38.10	63.58	25.48	L1	gnd
1.15781	33.68	56.00	22.32	L1	gnd
10.09531	22.12	60.00	37.88	L1	gnd
21.25156	30.55	60.00	29.45	L1	gnd
25.22812	34.58	60.00	25.42	L1	gnd

Frequency MHz	AV Level dBµV	AV Limit dBµV	AV Delta dB	Phase -	PE -
0.18515	25.25	54.25	29.00	L1	gnd
0.20078	19.51	53.58	34.07	L1	gnd
1.1539	25.22	46.00	20.78	L1	gnd
10.09531	18.67	50.00	31.33	L1	gnd
21.25156	22.79	50.00	27.21	L1	gnd
25.54843	27.63	50.00	22.37	L1	gnd

802.11n (HT20) , Channel No.: 100, N Line

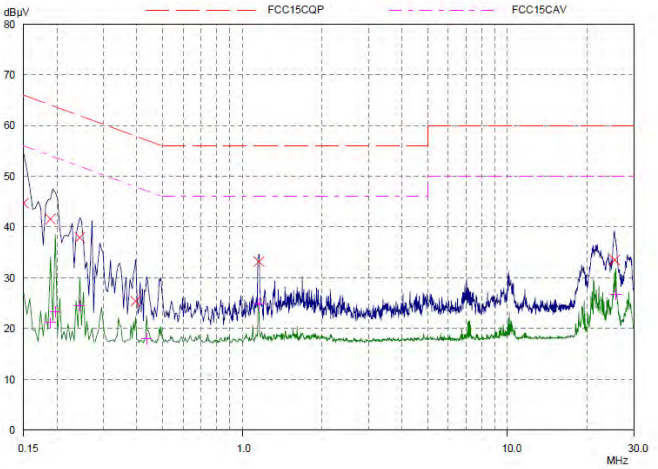

Final Measurement Results

Frequency MHz	QP Level dBµV	QP Limit dBµV	QP Delta dB	Phase -	PE -
0.15	44.70	66.00	21.30	N	gnd
0.18906	41.57	64.08	22.51	N	gnd
0.24375	37.94	61.97	24.03	N	gnd
0.39609	25.38	57.93	32.55	N	gnd
1.1539	33.20	56.00	22.80	N	gnd
25.36875	33.53	60.00	26.47	N	gnd

Frequency MHz	AV Level dBµV	AV Limit dBµV	AV Delta dB	Phase -	PE -
0.18906	21.17	54.08	32.91	N	gnd
0.19687	23.35	53.74	30.39	N	gnd
0.24375	24.55	51.97	27.42	N	gnd
0.43515	17.99	47.15	29.16	N	gnd
1.1539	24.85	46.00	21.15	N	gnd
25.64218	26.71	50.00	23.29	N	gnd

802.11n (HT20) , Channel No.: 116, L Line

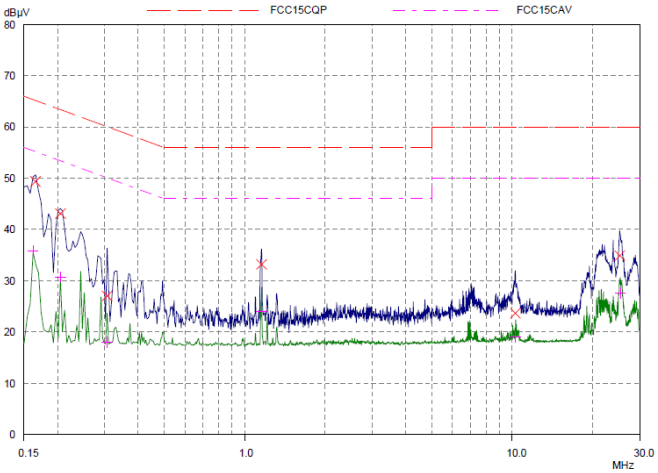

Final Measurement Results

Frequency MHz	QP Level dBµV	QP Limit dBµV	QP Delta dB	Phase -	PE -
0.16562	49.35	65.18	15.83	L1	gnd
0.20468	43.08	63.42	20.34	L1	gnd
0.30625	27.06	60.07	33.01	L1	gnd
1.15781	33.22	56.00	22.78	L1	gnd
10.2789	23.64	60.00	36.36	L1	gnd
25.22812	34.90	60.00	25.10	L1	gnd

Frequency MHz	AV Level dBµV	AV Limit dBµV	AV Delta dB	Phase -	PE -
0.16171	35.82	55.38	19.56	L1	gnd
0.20468	30.74	53.42	22.68	L1	gnd
0.30625	18.02	50.07	32.05	L1	gnd
1.15781	23.98	46.00	22.02	L1	gnd
10.2789	19.05	50.00	30.95	L1	gnd
25.37265	27.61	50.00	22.39	L1	gnd

This report shall not be reproduced except in full, without the written approval of TA Technology (Shanghai) Co., Ltd.

802.11n (HT20) , Channel No.: 116, N Line

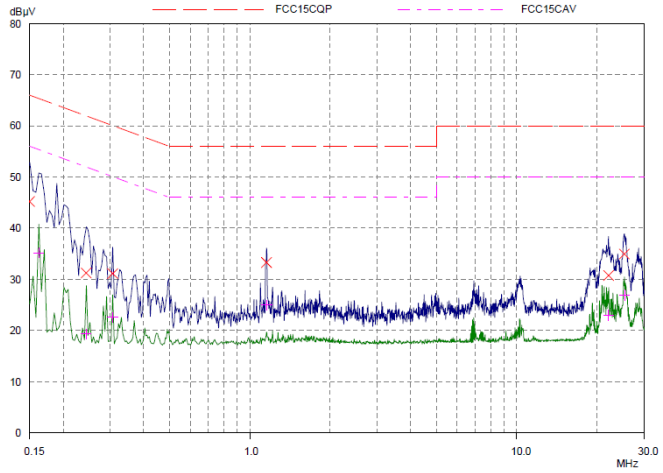

Final Measurement Results

Frequency MHz	QP Level dBµV	QP Limit dBµV	QP Delta dB	Phase -	PE -
0.15	45.22	66.00	20.78	N	gnd
0.24375	31.24	61.97	30.73	N	gnd
0.30625	31.12	60.07	28.95	N	gnd
1.1539	33.30	56.00	22.70	N	gnd
22.08359	30.73	60.00	29.27	N	gnd
25.31406	34.97	60.00	25.03	N	gnd

Frequency MHz	AV Level dBµV	AV Limit dBµV	AV Delta dB	Phase -	PE -
0.16171	35.19	55.38	20.19	N	gnd
0.24375	19.35	51.97	32.62	N	gnd
0.30625	22.56	50.07	27.51	N	gnd
1.1539	24.92	46.00	21.08	N	gnd
22.08359	22.98	50.00	27.02	N	gnd
25.34531	26.89	50.00	23.11	N	gnd

802.11n (HT20) , Channel No.: 132, L Line

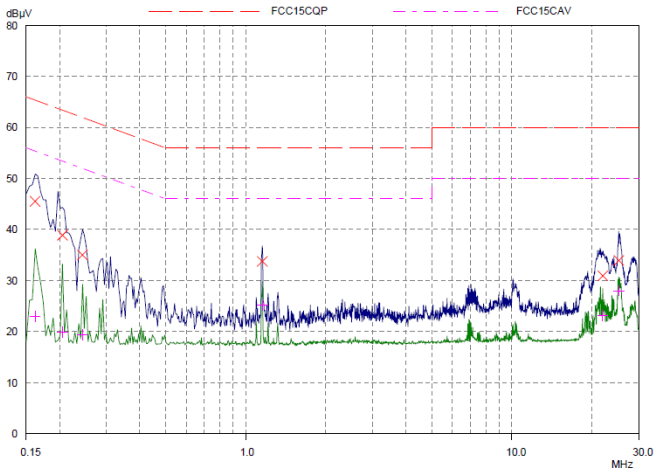

Final Measurement Results

Frequency MHz	QP Level dBµV	QP Limit dBµV	QP Delta dB	Phase -	PE -
0.16171	45.53	65.38	19.85	L1	gnd
0.20468	38.88	63.42	24.54	L1	gnd
0.24375	35.00	61.97	26.97	L1	gnd
1.1539	33.78	56.00	22.22	L1	gnd
21.9625	30.93	60.00	29.07	L1	gnd
25.22812	33.94	60.00	26.06	L1	gnd

Frequency MHz	AV Level dBµV	AV Limit dBµV	AV Delta dB	Phase -	PE -
0.16171	22.97	55.38	32.41	L1	gnd
0.20468	19.85	53.42	33.57	L1	gnd
0.24375	19.42	51.97	32.55	L1	gnd
1.1539	25.14	46.00	20.86	L1	gnd
21.9625	23.16	50.00	26.84	L1	gnd
25.22812	27.97	50.00	22.03	L1	gnd

802.11n (HT20) , Channel No.: 132, N Line

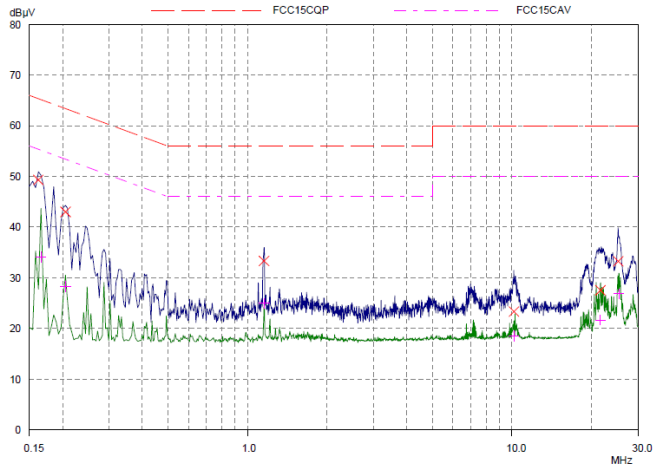

Final Measurement Results

Frequency MHz	QP Level dBµV	QP Limit dBµV	QP Delta dB	Phase -	PE -
0.16171	49.31	65.38	16.07	N	gnd
0.20468	43.00	63.42	20.42	N	gnd
1.1539	33.32	56.00	22.68	N	gnd
10.15781	23.34	60.00	36.66	N	gnd
21.61484	27.54	60.00	32.46	N	gnd
25.22031	33.26	60.00	26.74	N	gnd

Frequency MHz	AV Level dBµV	AV Limit dBµV	AV Delta dB	Phase -	PE -
0.16562	34.06	55.18	21.12	N	gnd
0.20468	28.27	53.42	25.15	N	gnd
1.1539	25.00	46.00	21.00	N	gnd
10.15781	18.51	50.00	31.49	N	gnd
21.61484	21.65	50.00	28.35	N	gnd
25.34531	26.82	50.00	23.18	N	gnd

This report shall not be reproduced except in full, without the written approval of TA Technology (Shanghai) Co., Ltd.

802.11n (HT20) , Channel No.: 140, L Line

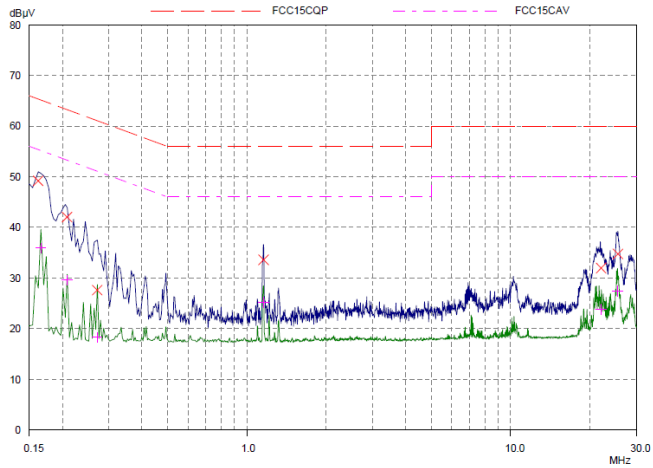

Final Measurement Results

Frequency MHz	QP Level dBµV	QP Limit dBµV	QP Delta dB	Phase -	PE -
0.16171	49.17	65.38	16.21	L1	gnd
0.20859	42.02	63.26	21.24	L1	gnd
0.27109	27.61	61.08	33.47	L1	gnd
1.15781	33.60	56.00	22.40	L1	gnd
22.05234	31.98	60.00	28.02	L1	gnd
25.48984	34.77	60.00	25.23	L1	gnd

Frequency MHz	AV Level dBµV	AV Limit dBµV	AV Delta dB	Phase -	PE -
0.16562	35.90	55.18	19.28	L1	gnd
0.20859	29.55	53.26	23.71	L1	gnd
0.27109	18.28	51.08	32.80	L1	gnd
1.1539	25.22	46.00	20.78	L1	gnd
22.05234	23.85	50.00	26.15	L1	gnd
25.43125	27.43	50.00	22.57	L1	gnd

802.11n (HT20) , Channel No.: 140, N Line

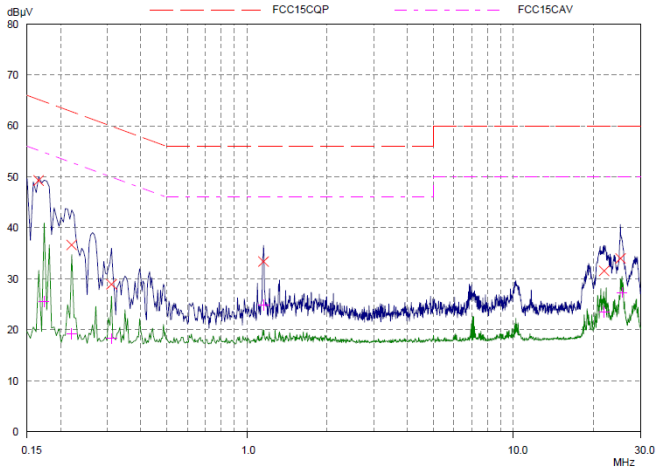

Final Measurement Results

Frequency MHz	QP Level dBµV	QP Limit dBµV	QP Delta dB	Phase -	PE -
0.16562	49.29	65.18	15.89	N	gnd
0.22031	36.65	62.81	26.16	N	gnd
0.31015	28.92	59.97	31.05	N	gnd
1.1539	33.40	56.00	22.60	N	gnd
21.93125	31.57	60.00	28.43	N	gnd
25.22812	34.02	60.00	25.98	N	gnd

Frequency MHz	AV Level dBµV	AV Limit dBµV	AV Delta dB	Phase -	PE -
0.17343	25.55	54.79	29.24	N	gnd
0.22031	19.21	52.81	33.60	N	gnd
0.31015	18.27	49.97	31.70	N	gnd
1.1539	24.85	46.00	21.15	N	gnd
21.93125	23.46	50.00	26.54	N	gnd
25.57968	27.32	50.00	22.68	N	gnd

802.11n (HT20) , Channel No.: 149, L Line

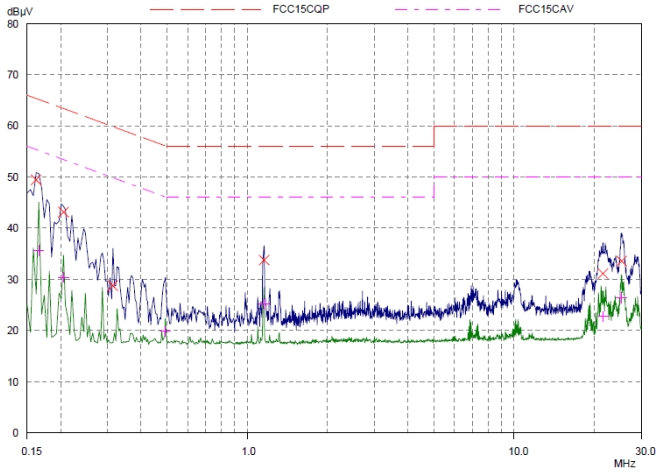

Final Measurement Results

Frequency MHz	QP Level dBµV	QP Limit dBµV	QP Delta dB	Phase -	PE -
0.16171	49.43	65.38	15.95	L1	gnd
0.20468	43.14	63.42	20.28	L1	gnd
0.31406	28.77	59.86	31.09	L1	gnd
1.15781	33.74	56.00	22.26	L1	gnd
21.52109	31.14	60.00	28.86	L1	gnd
25.28671	33.55	60.00	26.45	L1	gnd

Frequency MHz	AV Level dBµV	AV Limit dBµV	AV Delta dB	Phase -	PE -
0.16562	35.64	55.18	19.54	L1	gnd
0.20468	30.35	53.42	23.07	L1	gnd
0.49375	19.84	46.10	26.26	L1	gnd
1.1539	25.22	46.00	20.78	L1	gnd
21.52109	22.72	50.00	27.28	L1	gnd
25.25546	26.38	50.00	23.62	L1	gnd

This report shall not be reproduced except in full, without the written approval of TA Technology (Shanghai) Co., Ltd.

802.11n (HT20) , Channel No.: 149, N Line

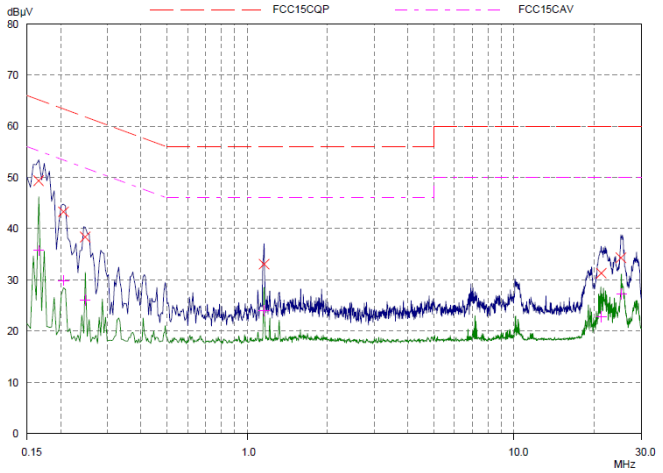

Final Measurement Results

Frequency MHz	QP Level dBµV	QP Limit dBµV	QP Delta dB	Phase -	PE -
0.16562	49.35	65.18	15.83	N	gnd
0.20468	43.28	63.42	20.14	N	gnd
0.24765	38.36	61.84	23.48	N	gnd
1.15781	33.06	56.00	22.94	N	gnd
21.275	31.33	60.00	28.67	N	gnd
25.18906	34.31	60.00	25.69	N	gnd

Frequency MHz	AV Level dBµV	AV Limit dBµV	AV Delta dB	Phase -	PE -
0.16562	35.73	55.18	19.45	N	gnd
0.20468	29.85	53.42	23.57	N	gnd
0.24765	26.05	51.84	25.79	N	gnd
1.15781	23.98	46.00	22.02	N	gnd
21.275	22.79	50.00	27.21	N	gnd
25.2789	27.21	50.00	22.79	N	gnd

802.11n (HT20) , Channel No.: 157, L Line

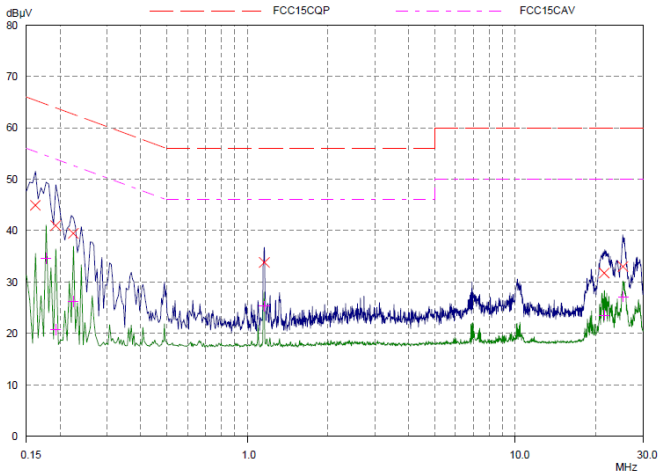

Final Measurement Results

Frequency MHz	QP Level dBµV	QP Limit dBµV	QP Delta dB	Phase -	PE -
0.16171	44.93	65.38	20.45	L1	gnd
0.19296	40.97	63.91	22.94	L1	gnd
0.22421	39.45	62.66	23.21	L1	gnd
1.15781	33.82	56.00	22.18	L1	gnd
21.45859	31.77	60.00	28.23	L1	gnd
25.22812	33.02	60.00	26.98	L1	gnd

Frequency MHz	AV Level dBµV	AV Limit dBµV	AV Delta dB	Phase -	PE -
0.17734	34.61	54.61	20.00	L1	gnd
0.19296	20.76	53.91	33.15	L1	gnd
0.22421	26.26	52.66	26.40	L1	gnd
1.1539	25.29	46.00	20.71	L1	gnd
21.45859	23.52	50.00	26.48	L1	gnd
25.31015	27.16	50.00	22.84	L1	gnd

802.11n (HT20) , Channel No.: 157, N Line

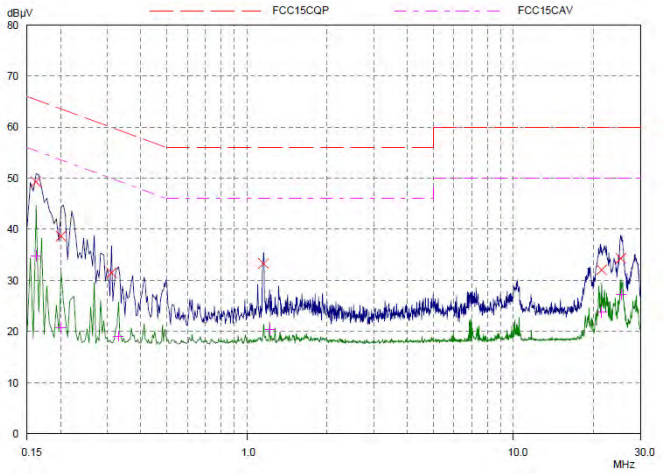

Final Measurement Results

Frequency MHz	QP Level dBµV	QP Limit dBµV	QP Delta dB	Phase -	PE -
0.16171	49.29	65.38	16.09	N	gnd
0.20078	38.64	63.58	24.94	N	gnd
0.31015	31.46	59.97	28.51	N	gnd
1.1539	33.32	56.00	22.68	N	gnd
21.4	32.08	60.00	27.92	N	gnd
25.28281	34.32	60.00	25.68	N	gnd

Frequency MHz	AV Level dBµV	AV Limit dBµV	AV Delta dB	Phase -	PE -
0.16171	34.77	55.38	20.61	N	gnd
0.20078	20.69	53.58	32.89	N	gnd
0.32968	19.10	49.46	30.36	N	gnd
1.2164	20.40	46.00	25.60	N	gnd
21.4	23.84	50.00	26.16	N	gnd
25.3414	27.22	50.00	22.78	N	gnd

This report shall not be reproduced except in full, without the written approval of TA Technology (Shanghai) Co., Ltd.

802.11n (HT20) , Channel No.: 165, L Line

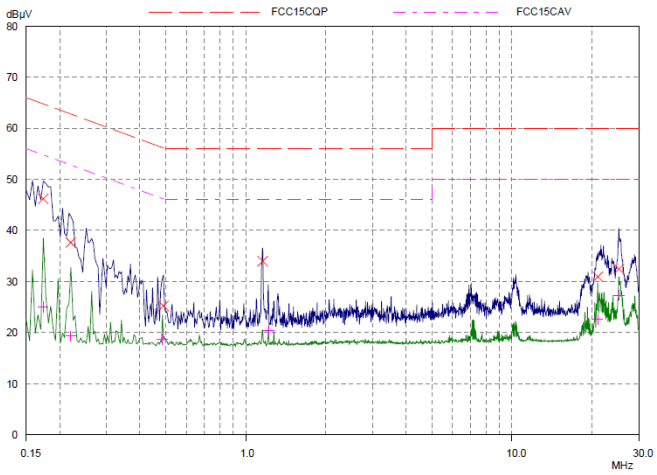

Final Measurement Results

Frequency MHz	QP Level dBµV	QP Limit dBµV	QP Delta dB	Phase -	PE -
0.17343	46.20	64.79	18.59	L1	gnd
0.22031	37.63	62.81	25.18	L1	gnd
0.48984	25.24	56.17	30.93	L1	gnd
1.15781	33.98	56.00	22.02	L1	gnd
20.98593	30.93	60.00	29.07	L1	gnd
25.22812	32.42	60.00	27.58	L1	gnd

Frequency MHz	AV Level dBµV	AV Limit dBµV	AV Delta dB	Phase -	PE -
0.17343	25.04	54.79	29.75	L1	gnd
0.22031	19.29	52.81	33.52	L1	gnd
0.48593	18.71	46.24	27.53	L1	gnd
1.2164	20.40	46.00	25.60	L1	gnd
20.98593	22.56	50.00	27.44	L1	gnd
25.22812	27.28	50.00	22.72	L1	gnd

802.11n (HT20) , Channel No.: 165, N Line

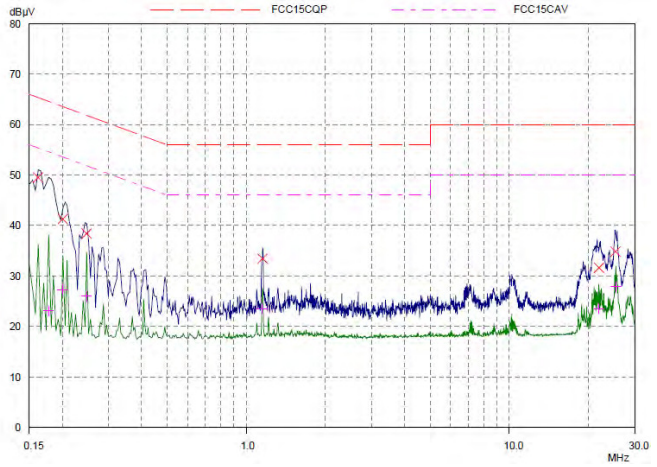

Final Measurement Results

Frequency MHz	QP Level dBµV	QP Limit dBµV	QP Delta dB	Phase -	PE -
0.16171	49.49	65.38	15.89	N	gnd
0.20078	41.30	63.58	22.28	N	gnd
0.24765	38.40	61.84	23.44	N	gnd
1.1539	33.44	56.00	22.56	N	gnd
21.93125	31.65	60.00	28.35	N	gnd
25.31015	34.83	60.00	25.17	N	gnd

Frequency MHz	AV Level dBµV	AV Limit dBµV	AV Delta dB	Phase -	PE -
0.17734	23.10	54.61	31.51	N	gnd
0.20078	27.35	53.58	26.23	N	gnd
0.24765	25.99	51.84	25.85	N	gnd
1.15	23.56	46.00	22.44	N	gnd
21.93125	23.56	50.00	26.44	N	gnd
25.45859	27.87	50.00	22.13	N	gnd

This report shall not be reproduced except in full, without the written approval of TA Technology (Shanghai) Co., Ltd.

802.11n (HT40) , Channel No.: 38, L Line

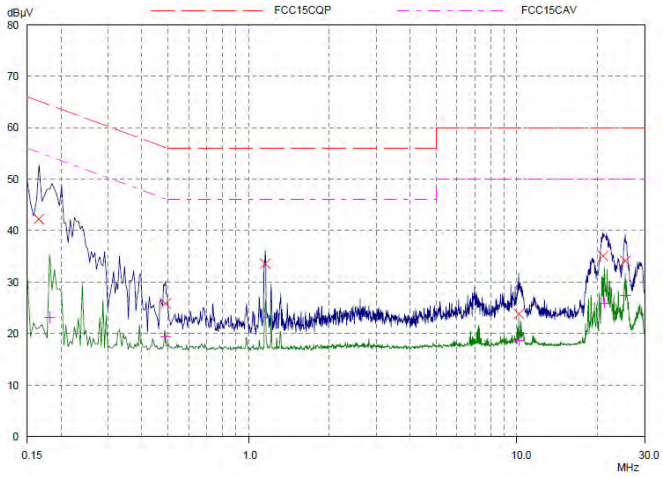

Final Measurement Results

Frequency MHz	QP Level dBµV	QP Limit dBµV	QP Delta dB	Phase -	PE -
0.16562	42.23	65.18	22.95	L1	gnd
0.48984	25.86	56.17	30.31	L1	gnd
1.1539	33.56	56.00	22.44	L1	gnd
10.15781	23.86	60.00	36.14	L1	gnd
20.92734	35.08	60.00	24.92	L1	gnd
25.4	34.12	60.00	25.88	L1	gnd

Frequency MHz	AV Level dBµV	AV Limit dBµV	AV Delta dB	Phase -	PE -
0.18125	23.19	54.43	31.24	L1	gnd
0.48984	19.29	46.17	26.88	L1	gnd
1.15781	23.21	46.00	22.79	L1	gnd
10.15781	18.67	50.00	31.33	L1	gnd
21.16562	25.91	50.00	24.09	L1	gnd
25.4	27.43	50.00	22.57	L1	gnd

802.11n (HT40) , Channel No.: 38, N Line

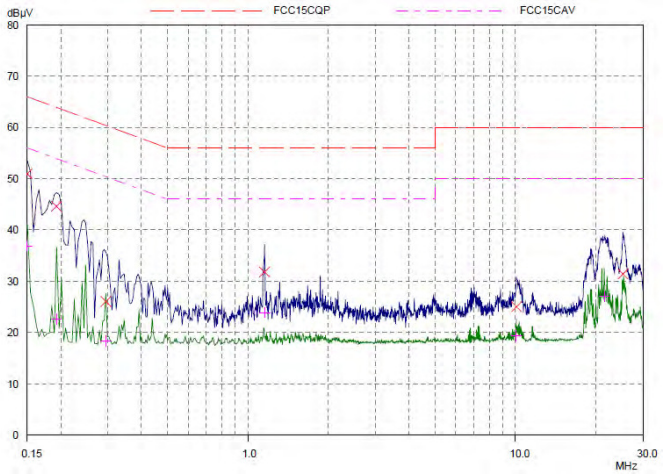

Final Measurement Results

Frequency MHz	QP Level dBµV	QP Limit dBµV	QP Delta dB	Phase -	PE -
0.15	50.96	66.00	15.04	N	gnd
0.19296	44.61	63.91	19.30	N	gnd
0.29453	26.08	60.40	34.32	N	gnd
1.1539	31.80	56.00	24.20	N	gnd
10.09531	25.02	60.00	34.98	N	gnd
25.24375	31.44	60.00	28.56	N	gnd

Frequency MHz	AV Level dBµV	AV Limit dBµV	AV Delta dB	Phase -	PE -
0.15	36.88	56.00	19.12	N	gnd
0.19296	22.61	53.91	31.30	N	gnd
0.29453	18.35	50.40	32.05	N	gnd
1.1539	23.90	46.00	22.10	N	gnd
10.09531	19.42	50.00	30.58	N	gnd
21.45859	27.04	50.00	22.96	N	gnd

802.11n (HT40) , Channel No.: 46, L Line

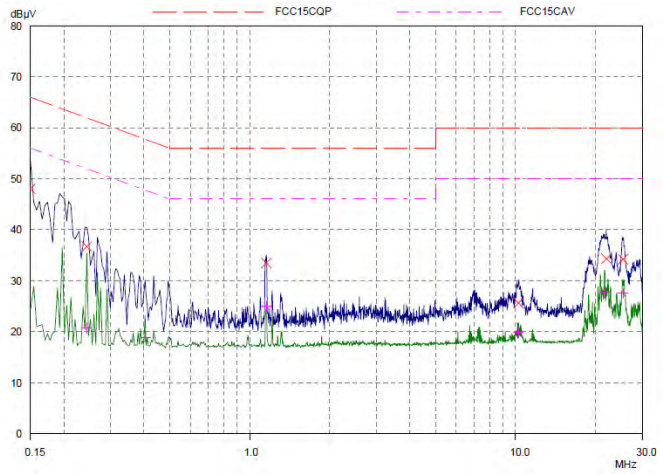

Final Measurement Results

Frequency MHz	QP Level dBµV	QP Limit dBµV	QP Delta dB	Phase -	PE -
0.15	48.02	66.00	17.98	L1	gnd
0.24375	36.72	61.97	25.25	L1	gnd
1.1539	33.48	56.00	22.52	L1	gnd
10.25546	25.64	60.00	34.36	L1	gnd
21.98984	34.30	60.00	25.70	L1	gnd
25.4	34.24	60.00	25.76	L1	gnd

Frequency MHz	AV Level dBµV	AV Limit dBµV	AV Delta dB	Phase -	PE -
0.24375	20.79	51.97	31.18	L1	gnd
0.4039	18.94	47.77	28.83	L1	gnd
1.1539	24.92	46.00	21.08	L1	gnd
10.25546	19.90	50.00	30.10	L1	gnd
21.63828	27.74	50.00	22.26	L1	gnd
25.4	27.49	50.00	22.51	L1	gnd

This report shall not be reproduced except in full, without the written approval of TA Technology (Shanghai) Co., Ltd.