FCC PART 15C TEST REPORT FOR CERTIFICATION
On Behalf of

TP-LINK TECHNOLOGIES CO., LTD.

AC1750 Wireless Dual Band PCI Express Adapter

Model Number: Archer T8E

FCC ID: TE7T8E

Prepared for : TP-LINK TECHNOLOGIES CO., LTD.
Building 24(floors 1,3,4,5) and 28 (floors1-4) Central Science and Technology Park, Shennan Rd, Nanshan, Shenzhen, China

Prepared By : Audix Technology (Shenzhen) Co., Ltd.
No. 6, Ke Feng Rd., 52 Block,
Shenzhen Science & Industrial Park,
Nantou, Shenzhen, Guangdong, China

Tel: (0755) 26639496

Report Number : ACS-F14331

Date of Test : Oct.15~30, 2014

Date of Report : Nov.17, 2014

TABLE OF CONTENTS

Description Page

1. SUMMARY OF STANDARDS AND RESULTS 1-1
1.1. Description of Standards and Results 1-1
2. GENERAL INFORMATION 2-1
2.1. Description of Device (EUT) 2-1
2.2. Test Information 2-2
2.3. Tested Supporting System Details 2-3
2.4. Block Diagram of Test Setup 2-3
2.5. Test Facility 2-4
2.6. Measurement Uncertainty (95% confidence levels, k=2) 2-4
3. POWER LINE CONDUCTED EMISSION TEST 3-1
3.1. Test Equipments 3-1
3.2. Block Diagram of Test Setup 3-1
3.3. Power Line Conducted Emission Test Limits 3-1
3.4. Configuration of EUT on Test 3-2
3.5. Operating Condition of EUT 3-2
3.6. Test Procedure 3-2
3.7. Power Line Conducted Emission Test Results 3-2
4. RADIATED EMISSION TEST 4-1
4.1. Test Equipment 4-1
4.2. Block Diagram of Test Setup 4-2
4.3. Radiated Emission Limit 4-3
4.4. EUT Configuration on Test 4-3
4.5. Operating Condition of EUT 4-3
4.6. Test Procedure 4-4
4.7. Radiated Emission Test Results 4-4
5. CONDUCTED SPURIOUS EMISSIONS 5-1
5.1. Test Equipment 5-1
5.2. Limit 5-1
5.3. Test Procedure 5-1
5.4. Test result 5-1
6. BAND EDGE COMPLIANCE TEST 6-1
6.1. Test Equipment 6-1
6.2. Limit 6-1
6.3. Test Produce 6-1
6.4. Test Results 6-1
7. 6dB Bandwidth Test 7-1
7.1. Test Equipment 7-1
7.2. Limit 7-1
7.3. Test Procedure 7-1
7.4. Test Results 7-1
8. OUTPUT POWER TEST 8-1
8.1. Test Equipment 8-1
8.2. Limit (FCC Part 15C 15.247 b(3)) 8-1
8.3. Test Procedure 8-1
8.4. Test Results 8-2
9. POWER SPECTRAL DENSITY TEST 9-1
9.1. Test Equipment 9-1

9.2. Limit 9-1
9.3. Test Procedure 9-1
9.4. Test Results 9-2
10. MPE ESTIMATION 10-1
10.1. Limit for General Population/ Uncontrolled Exposures 10-1
10.2. Estimation Result 10-1
11. ANTENNA REQUIREMENT 11-2
11.1. STANDARD APPLICABLE 11-2
11.2. ANTENNA CONNECTED CONSTRUCTION 11-2
12. DEVIATION TO TEST SPECIFICATIONS 12-1
13. PHOTOGRAPH OF TEST 13-1
13.1. Photos of Power Line Conducted Emission Test 13-1
13.2. Photos of Radiated Emission Test 13-2

TEST REPORT CERTIFICATION

Applicant	:	TP-LINK TECHNOLOGIES CO., LTD.
Manufacturer	:	TP-LINK TECHNOLOGIES CO., LTD.
EUT Description	:	AC1750 Wireless Dual Band PCI Express Adapter
FCC ID	:	TE7T8E
		(A) MODEL NO. : Archer T8E
		(B) SERIAL NO. : N/A
		(C) TEST VOLTAGE : DC 12V&3.3V Via PC Input AC 120V/60Hz

Tested for comply with:
FCC Rules and Regulations Part 15 Subpart C: 2014

Test procedure used:
KDB558074

The device described above is tested by AUDIX TECHNOLOGY (SHENZHEN) CO., LTD. to confirm comply with all the FCC Part 15 Subpart C requirements. The test results are contained in this test report and AUDIX TECHNOLOGY (SHENZHEN) CO., LTD. is assumed full responsibility for the accuracy and completeness of these tests. Also, this report shows that the Equipment Under Test (EUT) is to be technically compliant with the FCC and IC requirements. This report contains data that are not covered by the NVLAP accreditation.

This Report is made under FCC Part 2.1075. No modifications were required during testing to bring this product into compliance.

This report applies to above tested sample only. This report shall not be reproduced in part without written approval of AUDIX TECHNOLOGY (SHENZHEN) CO., LTD.

The report must not be used by the client to claim product certification, approval, or endorsement by NVLAP, NIST, or any agency of the federal government.

Date of Test : Oct.15~30, 2014 Report of date: Nov.17, 2014

Prepared by : Kayli He
Kayli He / Assistant

Reviewed by :
Sunny Lu / Assistant Manager

AUDIX® 信華科技（深圳）有限公司
Audix Technology (Shenzhen) Co., Ltd.
EMC 部門報告專用章
Stamp only for EMC Dept. Report
Signature: David Jin

Approved & Authorized Signer :
David Jin / Manager

1. SUMMARY OF STANDARDS AND RESULTS

1.1.Description of Standards and Results

The EUT have been tested according to the applicable standards as referenced below.

EMISSION		
Description of Test Item	**Standard**	**Results**
Power Line Conducted Emission	FCC Part 15: 15.207	PASS
Radiated Emission	FCC Part 15: 15.209	PASS
Band Edge Compliance	FCC Part 15: 15.247	PASS
Conducted spurious emissions	FCC Part 15: 15.247	PASS
6dB Bandwidth	FCC Part 15: 15.247	PASS
Peak Output Power	FCC Part 15: 15.247	PASS
Power Spectral Density	FCC Part 15: 15.247	PASS
Antenna requirement	FCC Part 15: 15.203	PASS

2. GENERAL INFORMATION

2.1. Description of Device (EUT)

Product Name	: AC1750 Wireless Dual Band PCI Express Adapter
Model No.	: Archer T8E
FCC ID	: TE7T8E
Radio	: IEEE802.11 a/b/g/n/ac
Operation Frequency	: IEEE 802.11a: 5180MHz—5240MHz 5745MHz—5825MHz IEEE 802.11ac VHT20: 5180MHz—5240MHz, 5745MHz—5825MHz IEEE 802.11ac VHT40: 5190MHz—5230MHz, 5755MHz—5795MHz IEEE 802.11ac VHT80: 5210MHz, 5775MHz IEEE 802.11b: 2412MHz—2462MHz IEEE 802.11g: 2412MHz—2462MHz IEEE802.11nHT20: 2412MHz—2462MHz;5180MHz—5240MHz, 5745MHz—5825MHz IEEE802.11nHT40: 2422MHz—2452MHz5190MHz—5230MHz, 5755MHz—5795MHz
Modulation Technology	: IEEE 802.11b: DSSS(CCK,DQPSK,DBPSK) IEEE 802.11a/g: OFDM(64QAM, 16QAM, QPSK, BPSK) IEEE 802.11ac VHT20, VHT40, VHT80: OFDM (16QAM, 64QAM, 256QAM, QPSK, BPSK) IEEE 802.11n HT20, HT40: OFDM (64QAM, 16QAM,QPSK,BPSK)
Antenna Assembly Gain	: 2.4GHz & 5GHz: 2dBi 3T3R
Applicant	: TP-LINK TECHNOLOGIES CO., LTD. Building 24(floors 1,3,4,5) and 28 (floors1-4) Central Science and Technology Park, Shennan Rd, Nanshan, Shenzhen, China
Manufacturer	: TP-LINK TECHNOLOGIES CO., LTD. Building 24(floors 1,3,4,5) and 28 (floors1-4) Central Science and Technology Park, Shennan Rd, Nanshan, Shenzhen, China
Date of Test	: Oct.15~30, 2014
Date of Receipt	: Oct.14, 2014
Sample Type	: Prototype production

2.2.Test Information

A special test software was used to control EUT work in Continuous TX mode(100% duty cycle), and select test channel, wireless mode and data rate.

Tested mode, channel, and data rate information			
Mode	data rate (Mpbs)(see Note)	Channel	Frequency (MHz)
IEEE 802.11b	1	Low :CH1	2412
	1	Middle: CH6	2437
	1	High: CH11	2462
IEEE 802.11g	6	Low :CH1	2412
	6	Middle: CH6	2437
	6	High: CH11	2462
IEEE 802.11n HT20	6.5	Low :CH1	2412
	6.5	Middle: CH6	2437
	6.5	High: CH11	2462
IEEE 802.11n HT40	13.5	Low :CH1	2422
	13.5	Middle: CH4	2437
	13.5	High: CH7	2452
Note: 1. According exploratory test, EUT will have maximum output power in those data rate, so those data rate were used for all test. 2. This is 3T3R device, test comply with the Requirement of KDB662911.			

2.3.Tested Supporting System Details

No.	Description	ACS No.	Manufacturer	Model	Serial Number	Approved type
1.	Personal Computer	Test PC P	FUJITSU	KB400 PS/2 US	090201602778	☑FCC DoC ☑BSMI ID: KB400 PS/2
		Power Cord: Shielded, Undetachabled, 1.8m				
2.	USB Mouse	ACS-EMC-M08R	DELL	MS111-T	CN-OKW2YH-71616-2BH-0GYN	☑ FCC DoC ☑BSMI ID: R3A002
		Power Cord: Shielded, Undetachabled, 2.0m				
3.	USB Keyboard	ACS-EMC- K03R	DELL	SK-8115	CN-ODJ313-71616-711-04WJ	☑ FCC DoC ☑BSMI ID: T3A002
		Power Cord: shielded, Undetachable, 2.0m				
4.	Monitor	ACS-EMC- LM04R	DELL	1907FPt	CN-009759-71618-6AP-ACPP	☑ FCC DoC ☑BSMI ID: R3A002
		Data Cable (VGA): Shielded, Detachabled, 2.0m Data Cable (DVI): Shielded, Detachabled, 2.0m Power Cord: Unshielded, Detachabled, 1.8m				
5.	Printer	ACS-EMC- PT03	OKIPAGE	EN8060A	908A1001201	☑ FCC DoC ☑BSMI ID: 3882A463
		Data Cable: Shielded, Detachabled, 1.5m Power Cord: Unshielded, Detachabled, 1.8m				

2.4. Block Diagram of Test Setup

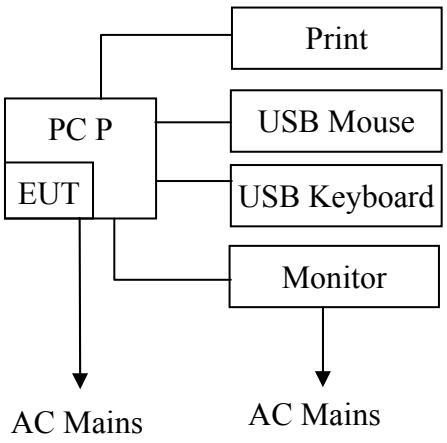

(EUT: AC1750 Wireless Dual Band PCI Express Adapter)

2.5. Test Facility

Site Description

Name of Firm	:	Audix Technology (Shenzhen) Co., Ltd. No. 6, Ke Feng Rd., 52 Block, Shenzhen Science & Industrial Park,Nantou, Shenzhen, Guangdong, China
3m Anechoic Chamber	:	Certificated by FCC, USA Registration Number: 90454 Valid Date: Feb.22, 2015
3m & 10m Anechoic Chamber	:	Certificated by FCC, USA Registration Number: 794232 Valid Date: Oct.31, 2015
EMC Lab.	:	Certificated by Industry Canada Registration Number: IC 5183A-1 Valid Date: May.14, 2017
	:	Certificated by DAkkS, Germany Registration No: D-PL-12151-01-00 Valid Date: Dec.15, 2016
	:	Accredited by NVLAP, USA NVLAP Code: 200372-0 Valid Date: Mar.31, 2015

2.6.Measurement Uncertainty (95% confidence levels, k=2)

Test Item	Uncertainty
Uncertainty for Conduction emission test in No. 1 Conduction	3.10dB (150KHz to 30MHz)
Uncertainty for Radiation Emission test in 3m chamber	3.22 dB(30~200MHz, Polarize: H)
	3.23 dB(30~200MHz, Polarize: V)
	3.49 dB(200M~1GHz, Polarize: H)
	3.39 dB(200M~1GHz, Polarize: V)
Uncertainty for Radiation Emission test in 3m chamber (1GHz-18GHz)	4.97 dB (1~6GHz, Distance: 3m)
	4.99 dB (6~18GHz, Distance: 3m)
Uncertainty for Radiated Spurious Emission test in RF chamber	3.57 dB
Uncertainty for Conduction Spurious emission test	2.00 dB
Uncertainty for Output power test	0.73 dB
Uncertainty for Bandwidth test	83 kHz
Uncertainty for DC power test	0.038 %
Uncertainty for test site temperature and humidity	0.6℃
	3%

3. POWER LINE CONDUCTED EMISSION TEST

3.1.Test Equipments

Item	Equipment	Manufacturer	Model No.	Serial No.	Last Cal.	Cal. Interval
1.	1# Shielding Room	AUDIX	N/A	N/A	Apr.17,14	1 Year
2.	Test Receiver	Rohde & Schwarz	ESHS10	838693/001	Oct.29, 14	1 Year
3.	L.I.S.N.#1	Rohde & Schwarz	ESH2-Z5	100429	Jan.22, 14	1 Year
4.	L.I.S.N.#3	Kyoritsu	KNW-242C	8-1920-1	Apr. 28,14	1 Year
5.	Terminator	Hubersuhner	50Ω	No. 1	Apr. 28,14	1 Year
6.	Terminator	Hubersuhner	50Ω	No. 2	Apr. 28,14	1 Year
7.	RF Cable	Hubersuhner	RG58	0100.6954.20#	Jan.22, 14	1Year
8.	Coaxial Switch	Anritsu	MP59B	6200298346	Apr. 28,14	1 Year
9.	Pulse Limiter	Rohde & Schwarz	ESH3-Z2	101838	Jan.22, 14	1 Year

3.2.Block Diagram of Test Setup

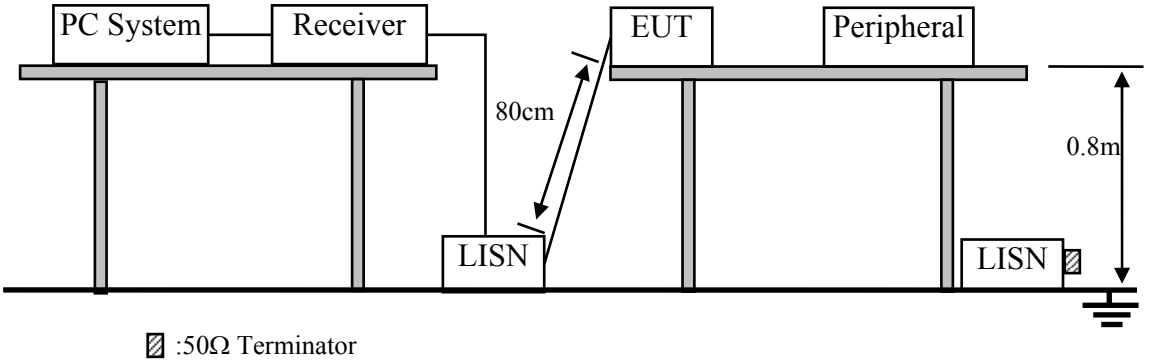

3.3.Power Line Conducted Emission Test Limits

Frequency	Maximum RF Line Voltage	
	Quasi-Peak Level dB(μV)	Average Level dB(μV)
150kHz ~ 500kHz	66 ~ 56*	56 ~ 46*
500kHz ~ 5MHz	56	46
5MHz ~ 30MHz	60	50

Notes: 1. * Decreasing linearly with logarithm of frequency.
2. The lower limit shall apply at the transition frequencies.

3.4. Configuration of EUT on Test

The following equipment are installed on Power Line Conducted Emission Test to meet the commission requirement and operating regulations in a manner which tends to maximize its emission characteristics in a normal application.

3.4.1. AC1750 Wireless Dual Band PCI Express Adapter (EUT)

Model Number : Archer T8E
Serial Number : N/A

3.4.2. Support Equipment: As Tested Supporting System Details, in Section 2.2.

3.5. Operating Condition of EUT

3.5.1. Setup the EUT and simulator as shown as Section 3.2.

3.5.2. Turned on the power of all equipment.

3.5.3. PC run test software to control EUT work in Tx mode.

3.6. Test Procedure

The EUT was placed on a non-metallic table, 80cm above the ground plane. The EUT Power Via PC connected to the power mains through a line impedance stabilization network (L.I.S.N. 1#). This provides a 50 ohm coupling impedance for the EUT (Please refer the block diagram of the test setup and photographs). The AC line are checked to find out the maximum conducted emission. In order to find the maximum emission levels, the relative positions of equipment and all of the interface cables shall be changed according to ANSI C63.10: 2009 on Conducted Emission Test.

The bandwidth of test receiver (R & S ESHS10) is set at 9kHz.

The frequency range from 150kHz to 30MHz is checked.

3.7. Power Line Conducted Emission Test Results

PASS. **(**All emissions not reported below are too low against the prescribed limits.)

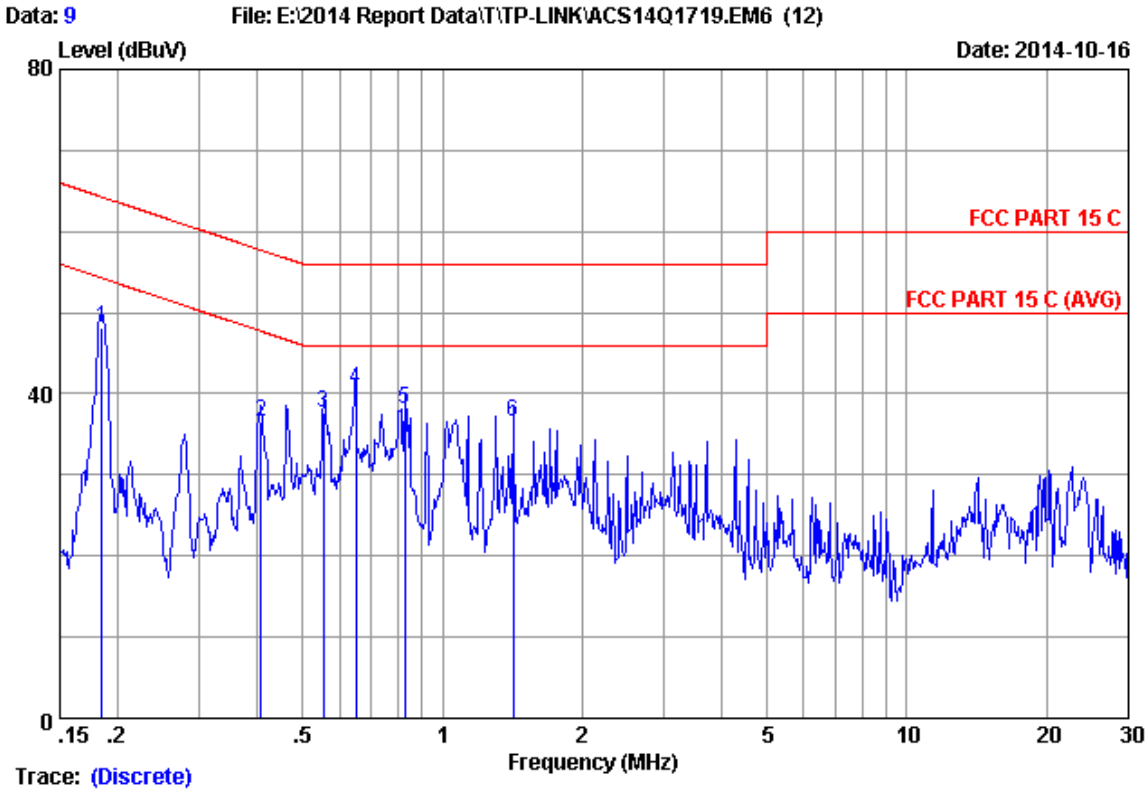

Site no :1# Conduction Data No :9
Dis./Ant. :** 2014 ESH2-Z5 LINE
Limit :FCC PART 15 C
Env./Ins. :26.1*C/43% Engineer :Nick_Huang
EUT :AC1750 Wireless Duai Band PCI
:Experess Adapter M/N:Archer T8E
Power Rating :DC 12V&3.3V Via PC Input AC 120V/60Hz
Test Mode :Tx Mode

No	Freq (MHz)	LISN Factor (dB)	Cable Loss (dB)	Reading (dBuV)	Emission Level (dBuV)	Limits (dBuV)	Margin (dB)	Remark
1	0.18443	0.13	9.88	38.01	48.02	64.28	16.26	QP
2	0.40615	0.15	9.88	26.43	36.46	57.73	21.27	QP
3	0.55520	0.15	9.88	27.69	37.72	56.00	18.28	QP
4	0.65084	0.16	9.89	30.41	40.46	56.00	15.54	QP
5	0.83047	0.16	9.89	28.06	38.11	56.00	17.89	QP
6	1.418	0.18	9.90	26.41	36.49	56.00	19.51	QP

Remarks: 1.Emission Level=LISN Factor+Cable Loss(Include 10dB pulse limit) +Reading.
2.If the average limit is met when useing a quasi-peak detector. the EUT shall be deemed to meet both limits and measurement with average detector is unnecessary.

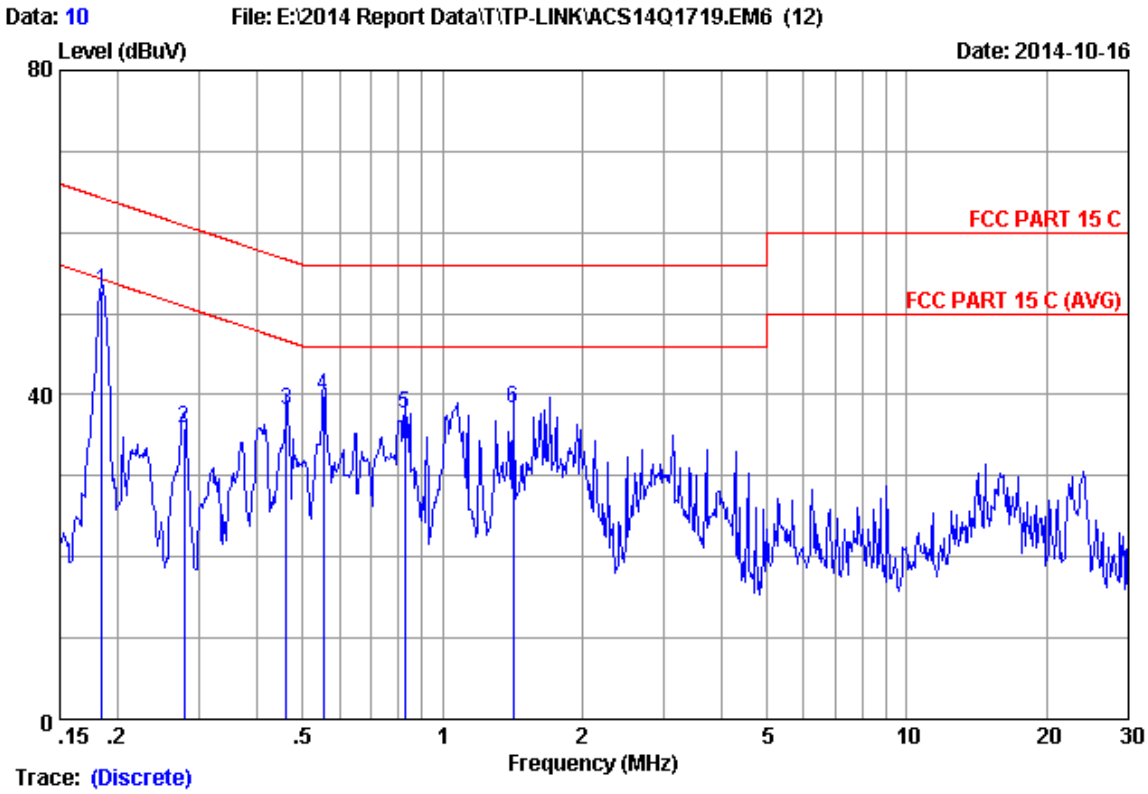

Site no :1# Conduction Data No :10
Dis./Ant. :** 2014 ESH2-Z5 NEUTRAL
Limit :FCC PART 15 C
Env./Ins. :26.1*C/43% Engineer :Nick_Huang
EUT :AC1750 Wireless Duai Band PCI
:Experess Adapter M/N:Archer T8E
Power Rating :DC 12V&3.3V Via PC Input AC 120V/60Hz
Test Mode :Tx Mode

No	Freq (MHz)	LISN Factor (dB)	Cable Loss (dB)	Reading (dBuV)	Emission Level (dBuV)	Limits (dBuV)	Margin (dB)	Remark
1	0.18443	0.13	9.88	42.79	52.80	64.28	11.48	QP
2	0.27734	0.14	9.88	25.89	35.91	60.90	24.99	QP
3	0.46122	0.15	9.88	28.04	38.07	56.67	18.60	QP
4	0.55520	0.15	9.88	29.85	39.88	56.00	16.12	QP
5	0.83047	0.16	9.89	27.59	37.64	56.00	18.36	QP
6	1.418	0.19	9.90	28.32	38.41	56.00	17.59	QP

Remarks: 1.Emission Level=LISN Factor+Cable Loss(Include 10dB pulse limit) +Reading.
2.If the average limit is met when useing a quasi-peak detector. the EUT shall be deemed to meet both limits and measurement with average detector is unnecessary.

4. RADIATED EMISSION TEST

4.1.Test Equipment

4.1.1. For frequency range 30MHz~1000MHz (At Anechoic Chamber)

Item	Equipment	Manufacturer	Model No.	Serial No.	Last Cal.	Cal. Interval
1.	3#Chamber	AUDIX	N/A	N/A	Nov.24, 13	1 Year
2.	EMI Spectrum	Agilent	E4407B	MY41440292	Apr. 28,14	1 Year
3.	Test Receiver	Rohde & Schwarz	ESVS10	834468/011	Apr. 28,14	1 Year
4.	Amplifier	HP	8447D	2648A04738	Apr. 28,14	1 Year
5.	Bilog Antenna	TESEQ	CBL6112D	35375	Jun. 18, 14	1 Year
6.	RF Cable	MIYAZAKI	CFD400-NL	3# Chamber No.1	Apr. 28,14	1 Year
7.	Coaxial Switch	Anritsu	MP59B	6200313662	Apr. 28,14	1 Year

4.1.2. For frequency range 1GHz~40GHz (At Anechoic Chamber)

Item	Equipment	Manufacturer	Model No.	Serial No.	Last Cal.	Cal. Interval
1.	3#Chamber	AUDIX	N/A	N/A	Nov.03, 13	1 Year
2.	Spectrum Analyzer	Agilent	E4407B	MY41440292	Apr. 28,14	1 Year
3.	Horn Antenna	ETS	3115	9607-4877	Jun. 06, 14	1 Year
4.	Amplifier	Agilent	8449B	3008A00863	Apr. 28,14	1 Year
5.	RF Cable	Hubersuhner	SUCOFLEX106	77977/6	Apr. 28,14	1 Year
6.	RF Cable	Hubersuhner	SUCOFLEX106	28616/2	Apr. 28,14	1 Year
7.	Horn Antenna	ETS	3116	00060089	Sep.20, 14	1 Year

4.2.Block Diagram of Test Setup

For frequency range 30MHz-1000MHz

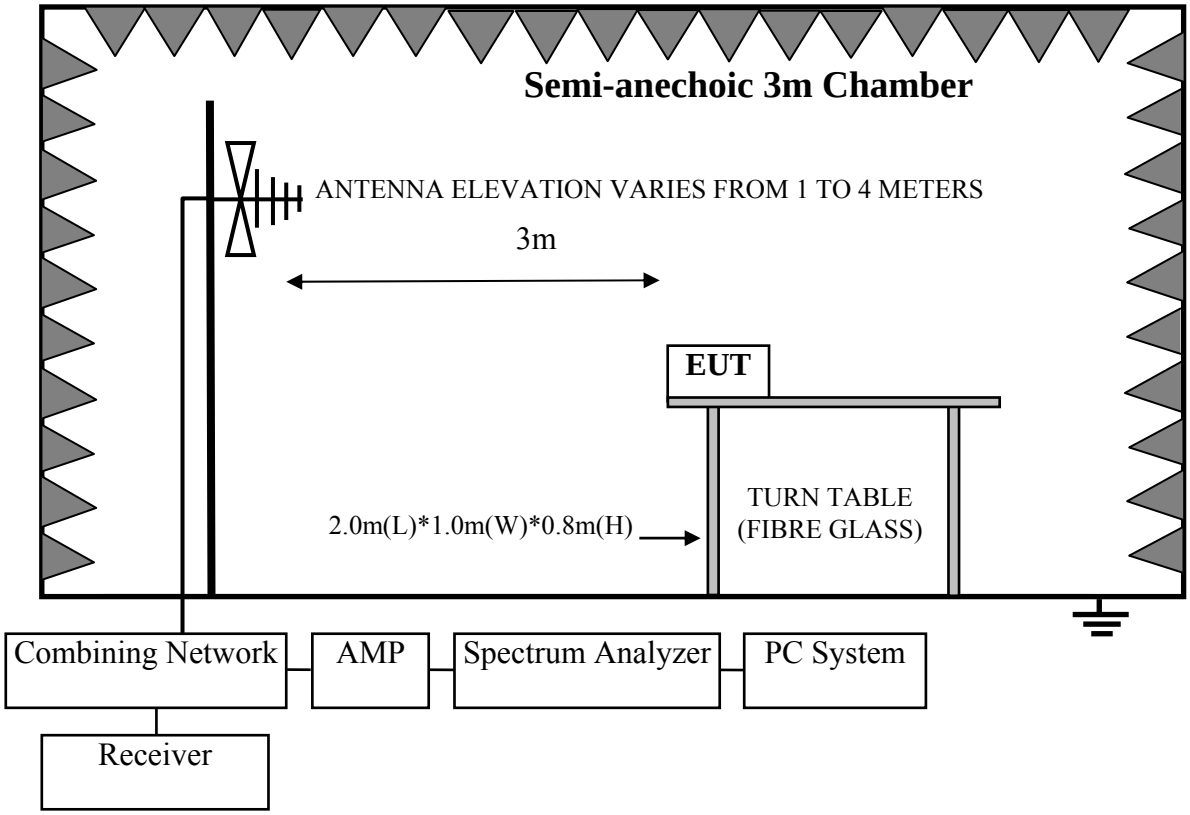

For frequency range 1GHz-25GHz

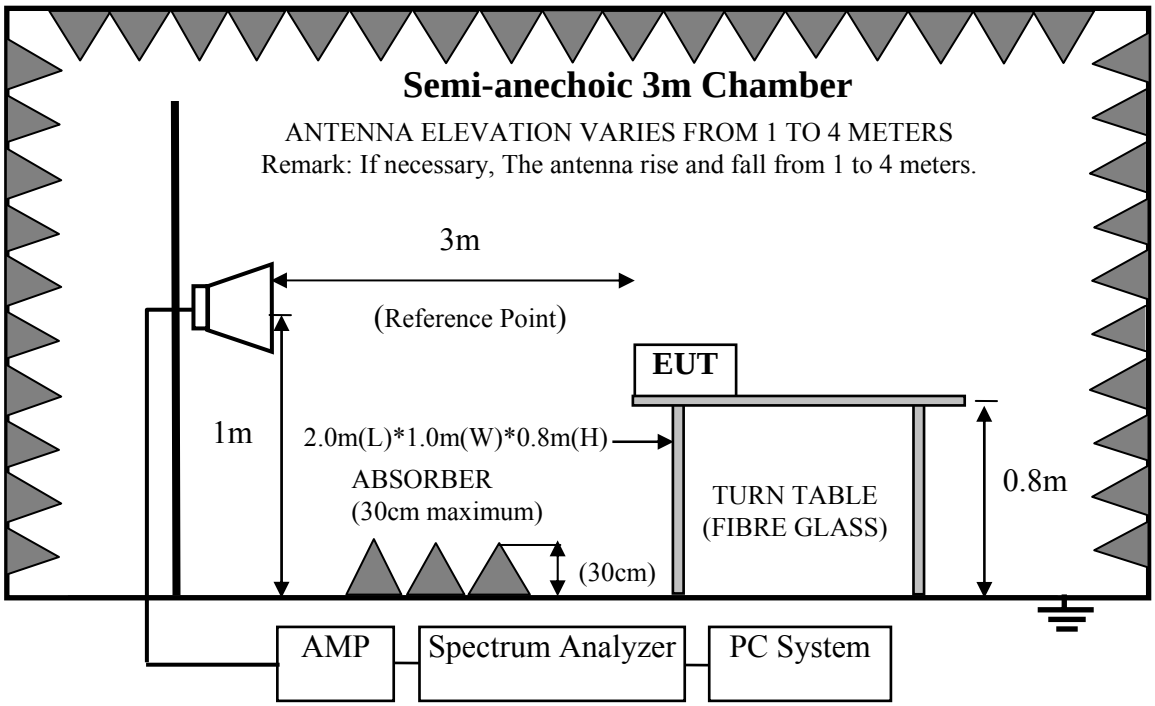

4.3.Radiated Emission Limit

4.3.1. 15.247&209 limits

FREQUENCY MHz	DISTANCE Meters	FIELD STRENGTHS LIMIT	
		μV/m	dB(μV)/m
30 ~ 88	3	100	40.0
88 ~ 216	3	150	43.5
216 ~ 960	3	200	46.0
960 ~ 1000	3	500	54.0
Above 1000	3	74.0 dB(μV)/m (Peak) 54.0 dB(μV)/m (Average)	

Remark： (1) Emission level dBμV = 20 log Emission level μV/m

(2) The smaller limit shall apply at the cross point between two frequency bands.

(3) Distance is the distance in meters between the measuring instrument, antenna and the closest point of any part of the device or system.

4.3.2. 15.205 Restricted bands of operation

MHz	MHz	MHz	GHz
0.090 - 0.110	16.42 - 16.423	399.9 - 410	4.5 - 5.15
[1]0.495 - 0.505	16.69475 - 16.69525	608 - 614	5.35 - 5.46
2.1735 - 2.1905	16.80425 - 16.80475	960 - 1240	7.25 - 7.75
4.125 - 4.128	25.5 - 25.67	1300 - 1427	8.025 - 8.5
4.17725 - 4.17775	37.5 - 38.25	1435 - 1626.5	9.0 - 9.2
4.20725 - 4.20775	73 - 74.6	1645.5 - 1646.5	9.3 - 9.5
6.215 - 6.218	74.8 - 75.2	1660 - 1710	10.6 - 12.7
6.26775 - 6.26825	108 - 121.94	1718.8 - 1722.2	13.25 - 13.4
6.31175 - 6.31225	123 - 138	2200 - 2300	14.47 - 14.5
8.291 - 8.294	149.9 - 150.05	2310 - 2390	15.35 - 16.2
8.362 - 8.366	156.52475 - 156.52525	2483.5 - 2500	17.7 - 21.4
8.37625 - 8.38675	156.7 - 156.9	2690 - 2900	22.01 - 23.12
8.41425 - 8.41475	162.0125 - 167.17	3260 - 3267	23.6 - 24.0
12.29 - 12.293	167.72 - 173.2	3332 - 3339	31.2 - 31.8
12.51975 - 12.52025	240 - 285	3345.8 - 3358	36.43 - 36.5
12.57675 - 12.57725	322 - 335.4	3600 - 4400	([2])

All the emissions appearing within 15.205 restricted frequency bands shall not exceed the limits shown in 15.209, all the other emissions shall be at least 20dB below the fundamental emissions, or comply with 15.209 limits.

4.4.EUT Configuration on Test

The configurations of EUT are listed in Section 3.4.

4.5.Operating Condition of EUT

Same as Conducted Emission test that is listed in Section 3.5. except the test set up replaced by Section 4.2.

4.6. Test Procedure

EUT and its simulators are placed on a turn table, which is 0.8 meter high above ground. The turn table can rotate 360 degrees to determine the position of the maximum emission level. Power on the EUT and let it working in test mode, then test it. EUT is set 3 meters away from the receiving antenna, which is mounted on a antenna tower. The antenna can be moved up and down between 1 meter and 4 meters to find out the maximum emission level. Broadband antenna (calibrated bilog antenna) is used as receiving antenna. Both horizontal and vertical polarization of the antenna are set on test.

This test was performed with EUT in X, Y, Z position, and the worse case was found when EUT in X position as test photo indicated.

The bandwidth of the EMI test receiver (R&S ESVS10) is set at 120kHz for frequency range from 30MHz to 1000 MHz.

The bandwidth of the Spectrum's VBW is set at 3MHz and RBW is set at 1MHz for peak emissions measurement above 1GHz and 1MHz RBW, 10Hz VBW for average emissions measure above 1GHz

The frequency range from 30MHz to 10th harmonic (25GHz) are checked. and no any emissions were found from 18GHz to 25GHz, So the radiated emissions from 18GHz to 25GHz were not record.

4.7. Radiated Emission Test Results

PASS.

All the emissions from 30MHz to 40 GHz were comply with 15.209 limits.

Note: For emissions above 1GHz, if peak level comply with average limit, then the average level is deemed to comply with average limit.

2.4G Duty cycle

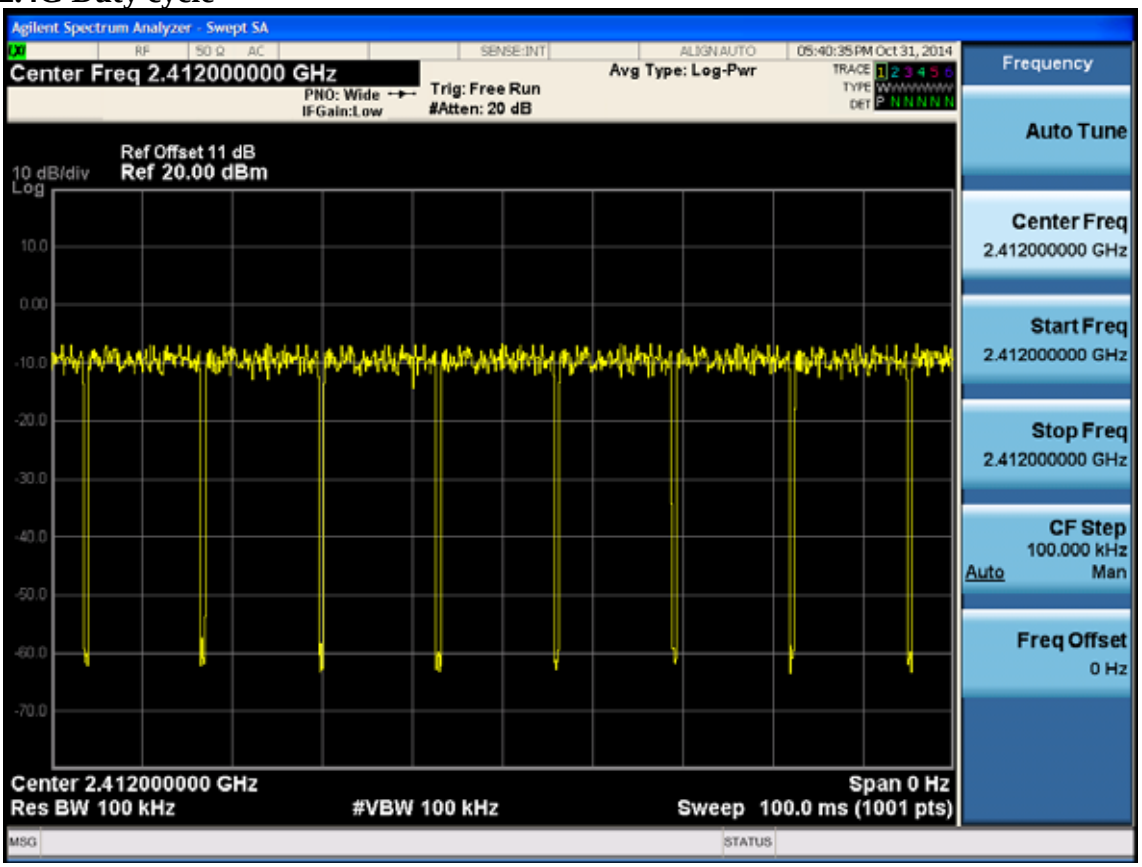

Note: The Duty Cycle is close to 100%.

Frequency: 30MHz~1GHz

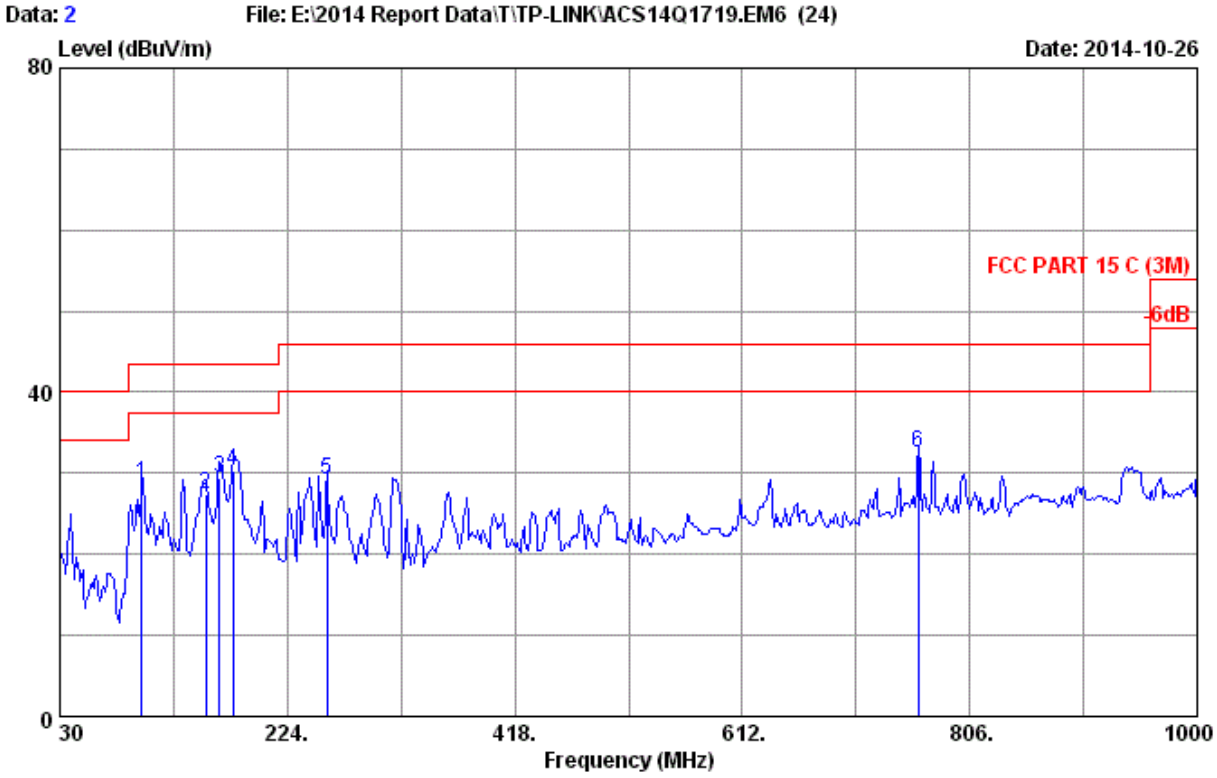

Site no. : 3m Chamber Data no. : 2
Dis. / Ant. : 3m 2014 CBL6112D 35375 Ant. pol. : HORIZONTAL
Limit : FCC PART 15 C (3M)
Env. / Ins. : 24*C/56% Engineer : Leo_Li
EUT : AC1750 Wireless Dual Band PCI Express Adapter
Power rating : DC 12V&3.3V Via PC Input AC 120V/60Hz
Test Mode : Tx Mode(2.4G) Archer T8E

No.	Freq. (MHz)	Ant. Factor (dB/m)	Cable Loss (dB)	Reading (dBuV)	Emission Level (dBuV/m)	Limits (dBuV/m)	Margin (dB)	Remark
1	99.84	11.18	1.11	16.40	28.69	43.50	14.81	QP
2	154.16	11.18	1.57	14.55	27.30	43.50	16.20	QP
3	165.80	10.41	1.64	17.27	29.32	43.50	14.18	QP
4	177.44	9.73	1.72	18.86	30.31	43.50	13.19	QP
5	257.95	13.80	2.11	13.39	29.30	46.00	16.70	QP
6	762.35	20.60	4.35	7.48	32.43	46.00	13.57	QP

Remarks: 1. Emission Level= Antenna Factor + Cable Loss + Reading.
2. The emission levels that are 20dB below the official limit are not reported.

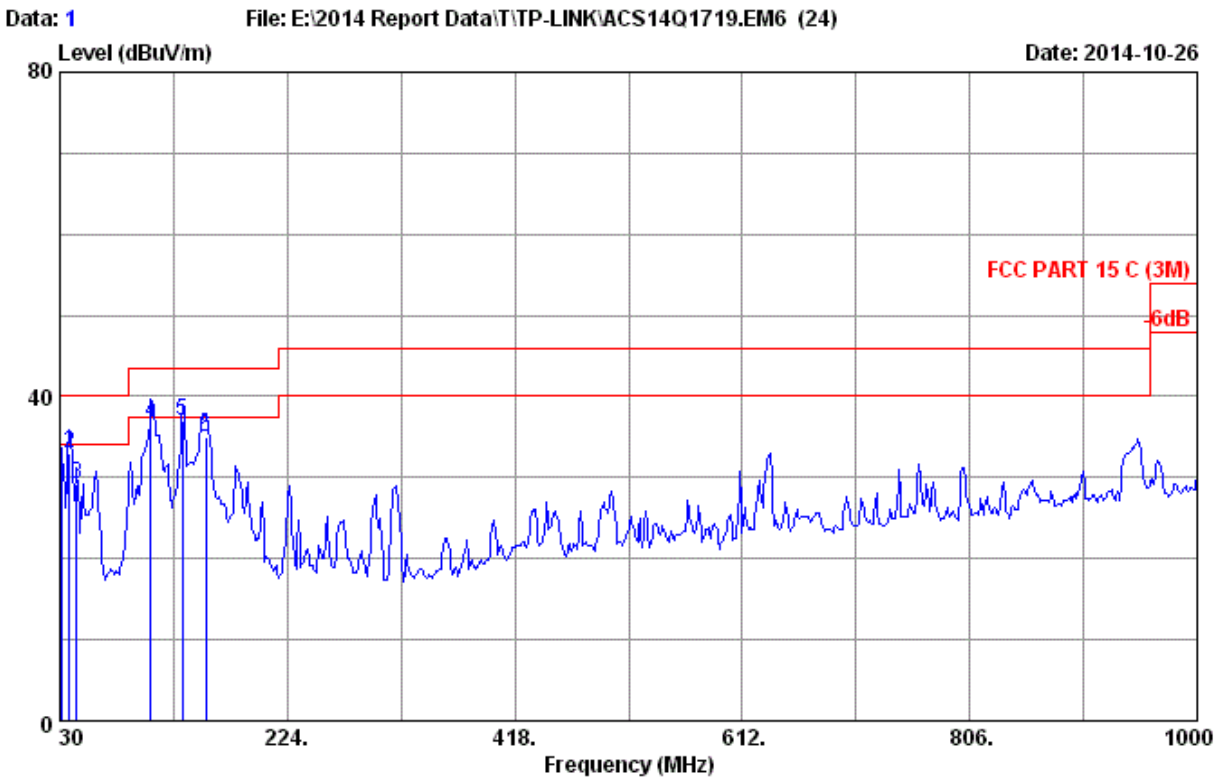

Site no. : 3m Chamber Data no. : 1
Dis. / Ant. : 3m 2014 CBL6112D 35375 Ant. pol. : VERTICAL
Limit : FCC PART 15 C (3M)
Env. / Ins. : 24*C/56% Engineer : Leo_Li
EUT : AC1750 Wireless Dual Band PCI Express Adapter
Power rating : DC 12V&3.3V Via PC Input AC 120V/60Hz
Test Mode : Tx Mode(2.4G) Archer T8E

No.	Freq. (MHz)	Ant. Factor (dB/m)	Cable Loss (dB)	Reading (dBuV)	Emission Level (dBuV/m)	Limits (dBuV/m)	Margin (dB)	Remark
1	31.94	18.82	0.62	11.49	30.93	40.00	9.07	QP
2	37.76	15.07	0.68	17.16	32.91	40.00	7.09	QP
3	44.55	10.85	0.73	17.61	29.19	40.00	10.81	QP
4	107.60	11.98	1.19	23.58	36.75	43.50	6.75	QP
5	134.76	12.30	1.42	23.27	36.99	43.50	6.51	QP
6	154.16	11.18	1.57	22.20	34.95	43.50	8.55	QP

Remarks: 1. Emission Level= Antenna Factor + Cable Loss + Reading.
2. The emission levels that are 20dB below the official limit are not reported.

Frequency: 1GHz~18GHz

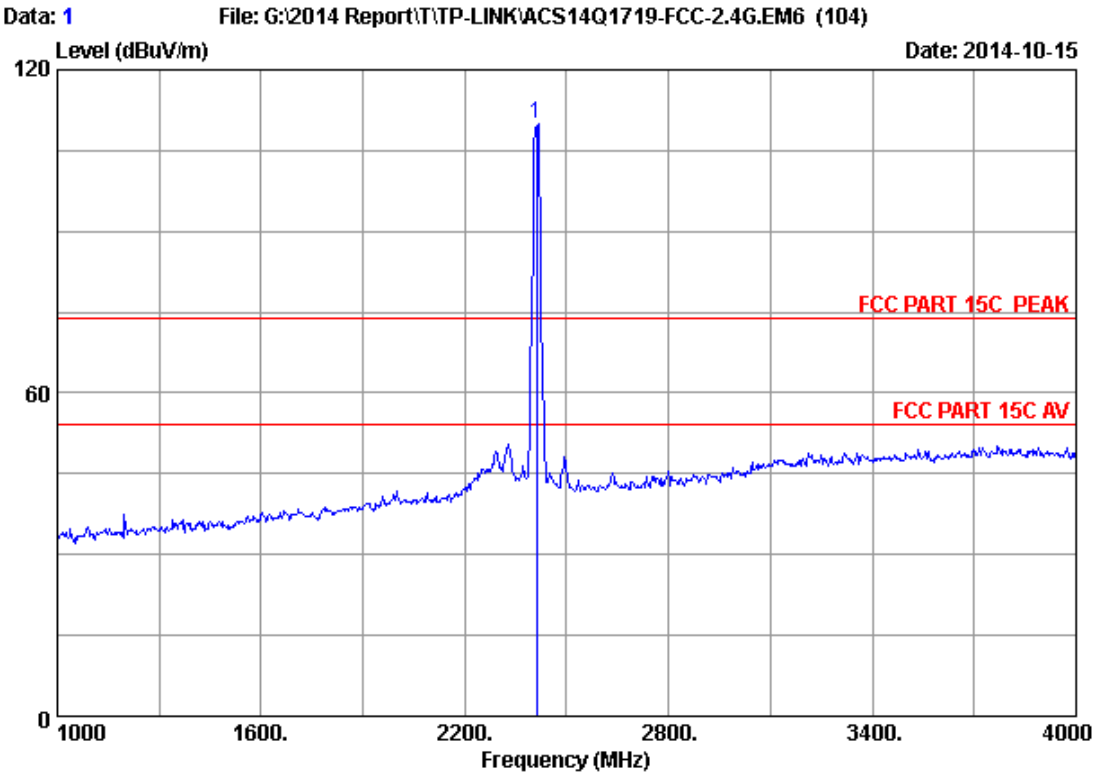

Site no. : 3m Chamber Data no. : 1
Dis. / Ant. : 3m 2014 3115 (4580) Ant. pol. : VERTICAL
Limit : FCC PART 15C PEAK
Env. / Ins. : 24*C/56% Engineer : Leo-Li
EUT : AC1750 Wireless Dual Band PCI Express Adapter
Power rating : DC 12V&3.3V Via PC Input AC 120V/60Hz
Test Mode : IEEE802.11b CH1 2412MHz Tx
M/N : Archer T8E

No.	Freq. (MHz)	Ant. Factor (dB/m)	Cable Loss (dB)	AMP factor (dB)	Reading (dBuV)	Emission Level (dBuV/m)	Limits (dBuV/m)	Margin (dB)	Remark
1	2412.000	28.21	5.81	35.70	111.66	109.98	74.00	-35.98	Peak

Remarks: 1. Emission Level= Antenna Factor + Cable Loss + Reading -Amp Factor
2. The emission levels that are 20dB below the official limit are not reported.

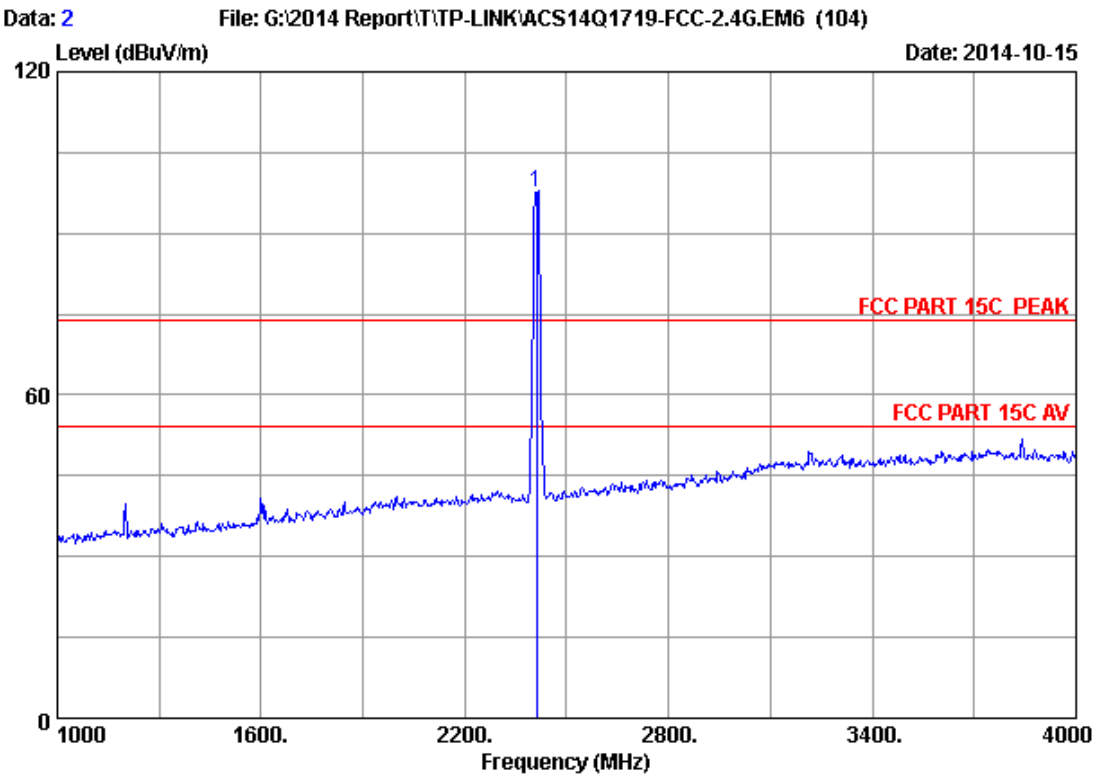

Site no. : 3m Chamber Data no. : 2
Dis. / Ant. : 3m 2014 3115 (4580) Ant. pol. : HORIZONTAL
Limit : FCC PART 15C PEAK
Env. / Ins. : 24*C/56% Engineer : Leo-Li
EUT : AC1750 Wireless Dual Band PCI Express Adapter
Power rating : DC 12V&3.3V Via PC Input AC 120V/60Hz
Test Mode : IEEE802.11b CH1 2412MHz Tx
M/N : Archer T8E

No.	Freq. (MHz)	Ant. Factor (dB/m)	Cable Loss (dB)	AMP factor (dB)	Reading (dBuV)	Emission Level (dBuV/m)	Limits (dBuV/m)	Margin (dB)	Remark
1	2412.000	28.21	5.81	35.70	99.45	97.77	74.00	-23.77	Peak

Remarks: 1. Emission Level= Antenna Factor + Cable Loss + Reading -Amp Factor
2. The emission levels that are 20dB below the official limit are not reported.

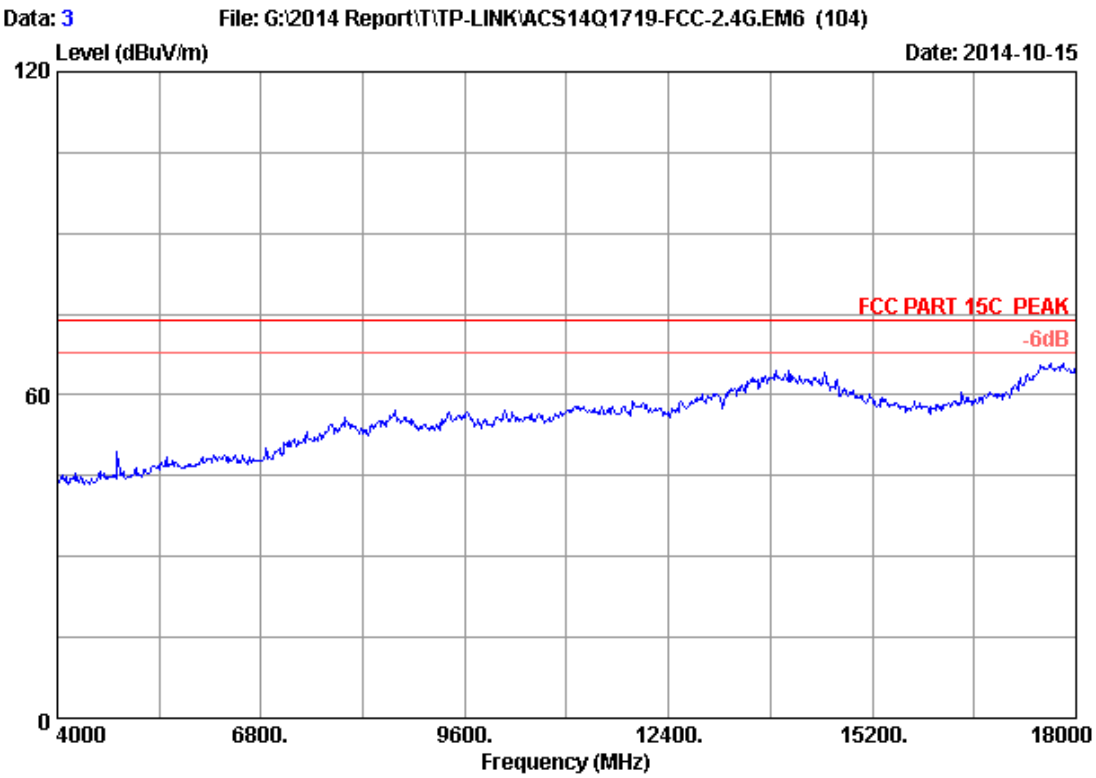


```
Site no.      : 3m Chamber                        Data no.  : 3
Dis. / Ant.   : 3m   2014 3115 (4580)        Ant. pol. : VERTICAL
Limit         : FCC PART 15C  PEAK
Env. / Ins.   : 24*C/56%                     Engineer  : Leo-Li
EUT           : AC1750 Wireless Dual Band PCI Express
                Adapter
Power rating  : DC 12V&3.3V Via PC Input AC 120V/60Hz
Test Mode     : IEEE802.11b  CH1  2412MHz   Tx
M/N           : Archer T8E
```

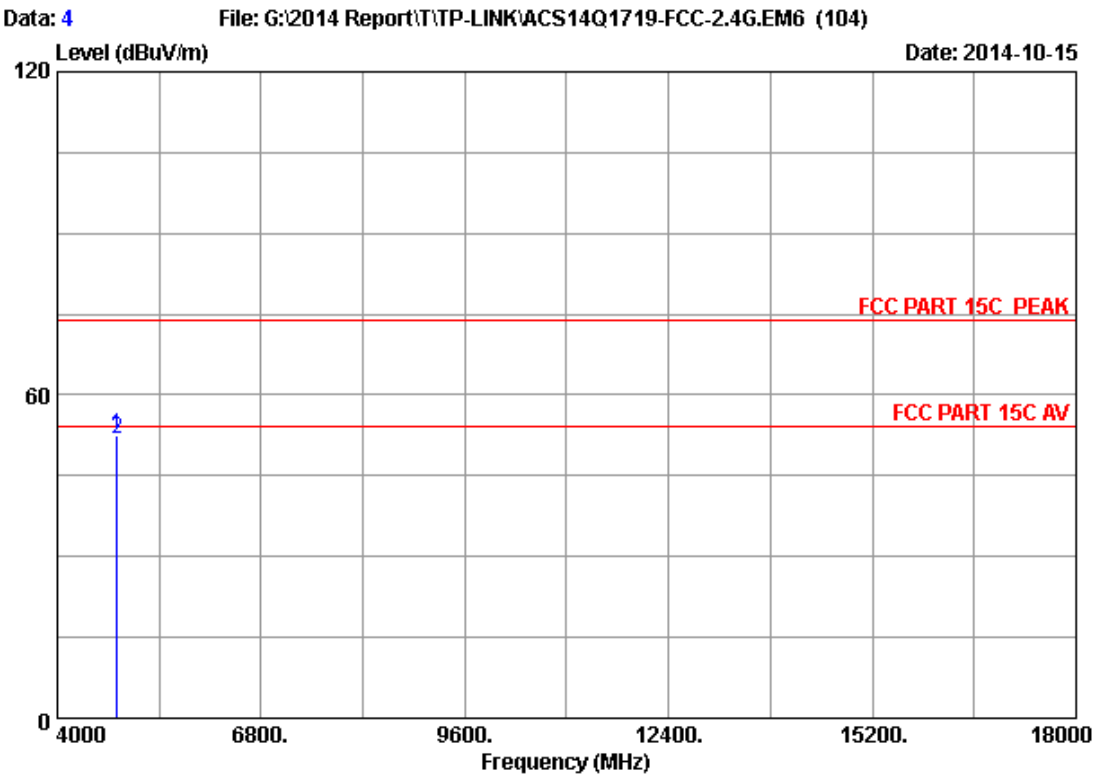

Site no. : 3m Chamber Data no. : 4
Dis. / Ant. : 3m 2014 3115 (4580) Ant. pol. : VERTICAL
Limit : FCC PART 15C PEAK
Env. / Ins. : 24*C/56% Engineer : Leo-Li
EUT : AC1750 Wireless Dual Band PCI Express Adapter
Power rating : DC 12V&3.3V Via PC Input AC 120V/60Hz
Test Mode : IEEE802.11b CH1 2412MHz Tx
M/N : Archer T8E

No.	Freq. (MHz)	Ant. Factor (dB/m)	Cable Loss (dB)	AMP factor (dB)	Reading (dBuV)	Emission Level (dBuV/m)	Limits (dBuV/m)	Margin (dB)	Remark
1	4824.000	32.88	8.58	35.70	46.59	52.35	74.00	21.65	Peak
2	4824.000	32.88	8.58	35.70	46.01	51.77	54.00	2.23	Average

Remarks: 1. Emission Level= Antenna Factor + Cable Loss + Reading -Amp Factor
2. The emission levels that are 20dB below the official limit are not reported.

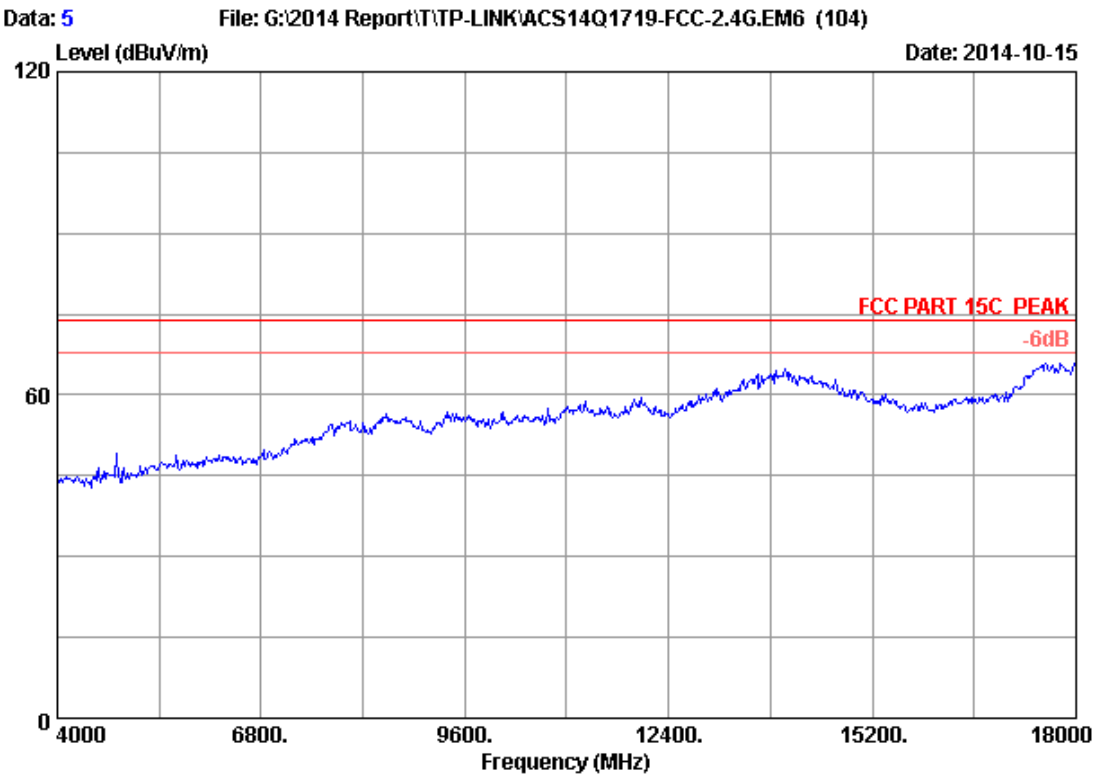


```
Site no.      : 3m Chamber                        Data no.  : 5
Dis. / Ant.   : 3m   2014 3115 (4580)        Ant. pol. : HORIZONTAL
Limit         : FCC PART 15C  PEAK
Env. / Ins.   : 24*C/56%                     Engineer  : Leo-Li
EUT           : AC1750 Wireless Dual Band PCI Express
                Adapter
Power rating  : DC 12V&3.3V Via PC Input AC 120V/60Hz
Test Mode     : IEEE802.11b  CH1  2412MHz   Tx
M/N           : Archer T8E
```

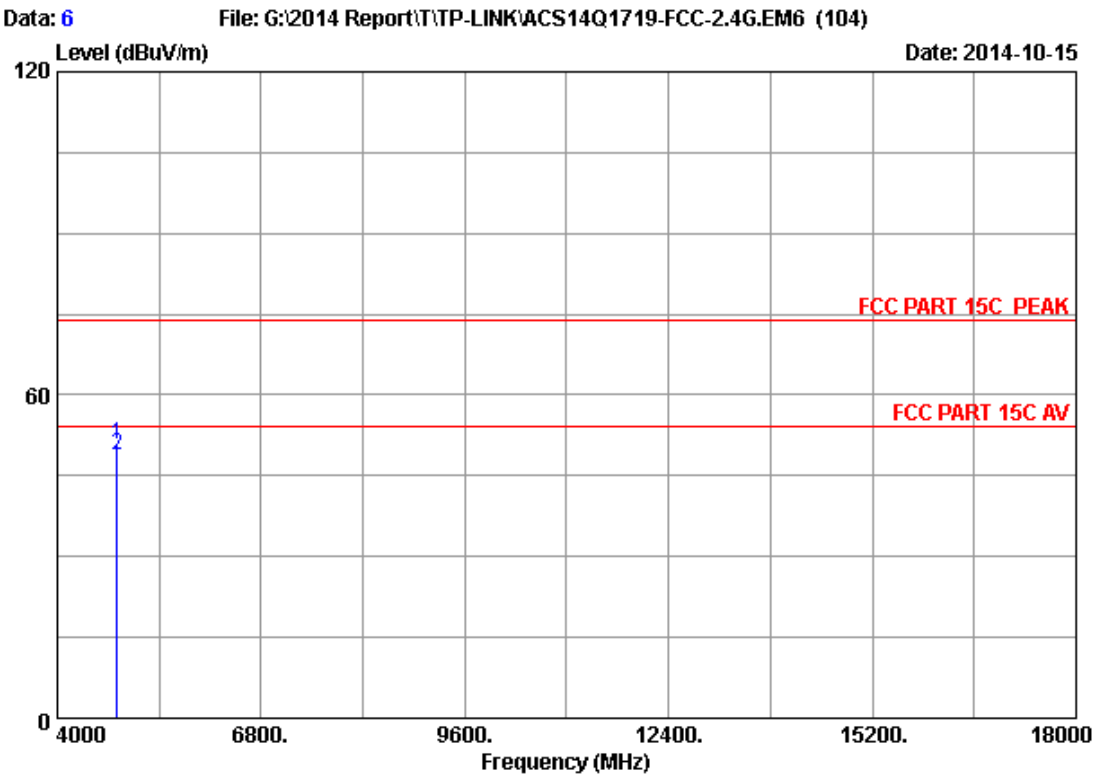

Site no. : 3m Chamber Data no. : 6
Dis. / Ant. : 3m 2014 3115 (4580) Ant. pol. : HORIZONTAL
Limit : FCC PART 15C PEAK
Env. / Ins. : 24*C/56% Engineer : Leo-Li
EUT : AC1750 Wireless Dual Band PCI Express Adapter
Power rating : DC 12V&3.3V Via PC Input AC 120V/60Hz
Test Mode : IEEE802.11b CH1 2412MHz Tx
M/N : Archer T8E

No.	Freq. (MHz)	Ant. Factor (dB/m)	Cable Loss (dB)	AMP factor (dB)	Reading (dBuV)	Emission Level (dBuV/m)	Limits (dBuV/m)	Margin (dB)	Remark
1	4824.000	32.88	8.58	35.70	45.18	50.94	74.00	23.06	Peak
2	4824.000	32.88	8.58	35.70	43.04	48.80	54.00	5.20	Average

Remarks: 1. Emission Level= Antenna Factor + Cable Loss + Reading -Amp Factor
2. The emission levels that are 20dB below the official limit are not reported.

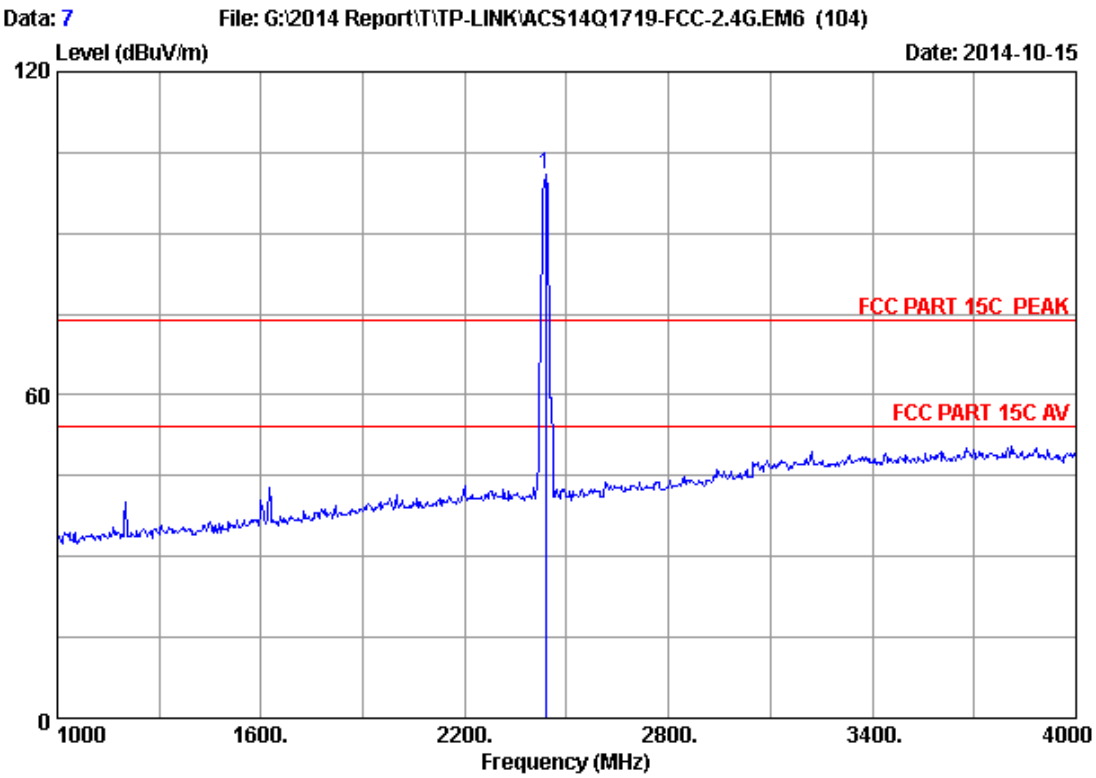

Site no. : 3m Chamber Data no. : 7
Dis. / Ant. : 3m 2014 3115 (4580) Ant. pol. : HORIZONTAL
Limit : FCC PART 15C PEAK
Env. / Ins. : 24*C/56% Engineer : Leo-Li
EUT : AC1750 Wireless Dual Band PCI Express Adapter
Power rating : DC 12V&3.3V Via PC Input AC 120V/60Hz
Test Mode : IEEE802.11b CH6 2437MHz Tx
M/N : Archer T8E

No.	Freq. (MHz)	Ant. Factor (dB/m)	Cable Loss (dB)	AMP factor (dB)	Reading (dBuV)	Emission Level (dBuV/m)	Limits (dBuV/m)	Margin (dB)	Remark
1	2437.000	28.26	5.85	35.70	102.46	100.87	74.00	-26.87	Peak

Remarks: 1. Emission Level= Antenna Factor + Cable Loss + Reading -Amp Factor
2. The emission levels that are 20dB below the official limit are not reported.

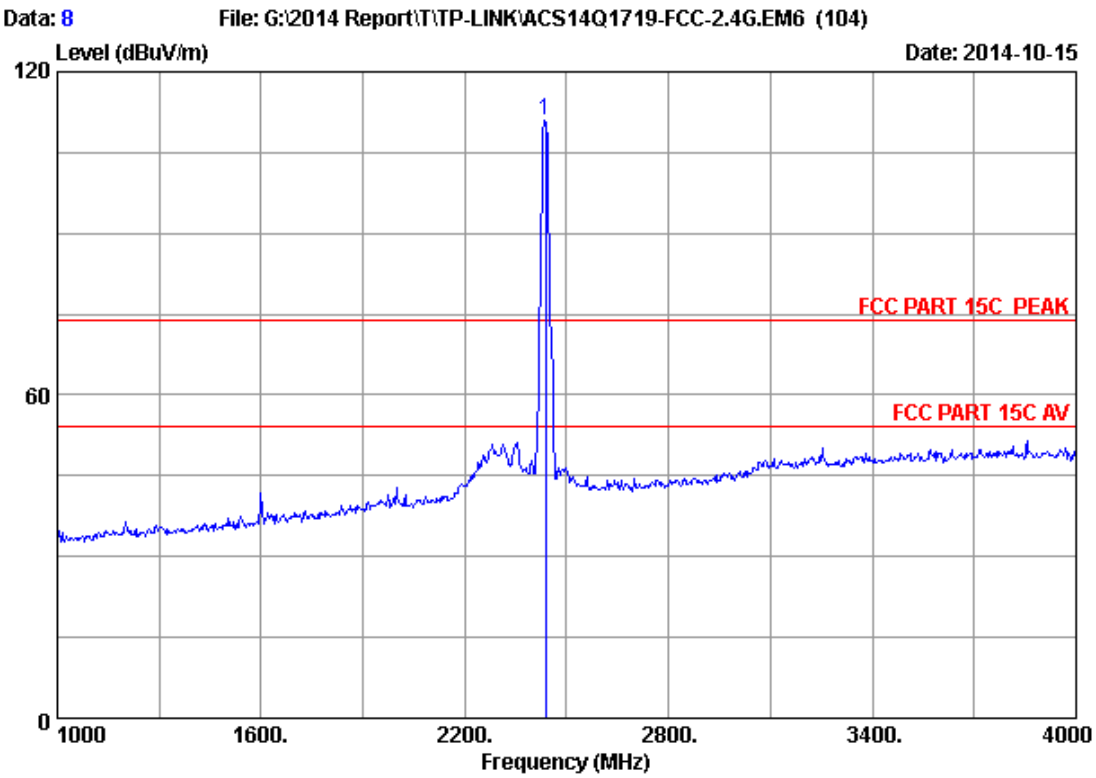

Site no. : 3m Chamber Data no. : 8
Dis. / Ant. : 3m 2014 3115 (4580) Ant. pol. : VERTICAL
Limit : FCC PART 15C PEAK
Env. / Ins. : 24*C/56% Engineer : Leo-Li
EUT : AC1750 Wireless Dual Band PCI Express Adapter
Power rating : DC 12V&3.3V Via PC Input AC 120V/60Hz
Test Mode : IEEE802.11b CH6 2437MHz Tx
M/N : Archer T8E

No.	Freq. (MHz)	Ant. Factor (dB/m)	Cable Loss (dB)	AMP factor (dB)	Reading (dBuV)	Emission Level (dBuV/m)	Limits (dBuV/m)	Margin (dB)	Remark
1	2437.000	28.26	5.85	35.70	112.68	111.09	74.00	-37.09	Peak

Remarks: 1. Emission Level= Antenna Factor + Cable Loss + Reading -Amp Factor
2. The emission levels that are 20dB below the official limit are not reported.

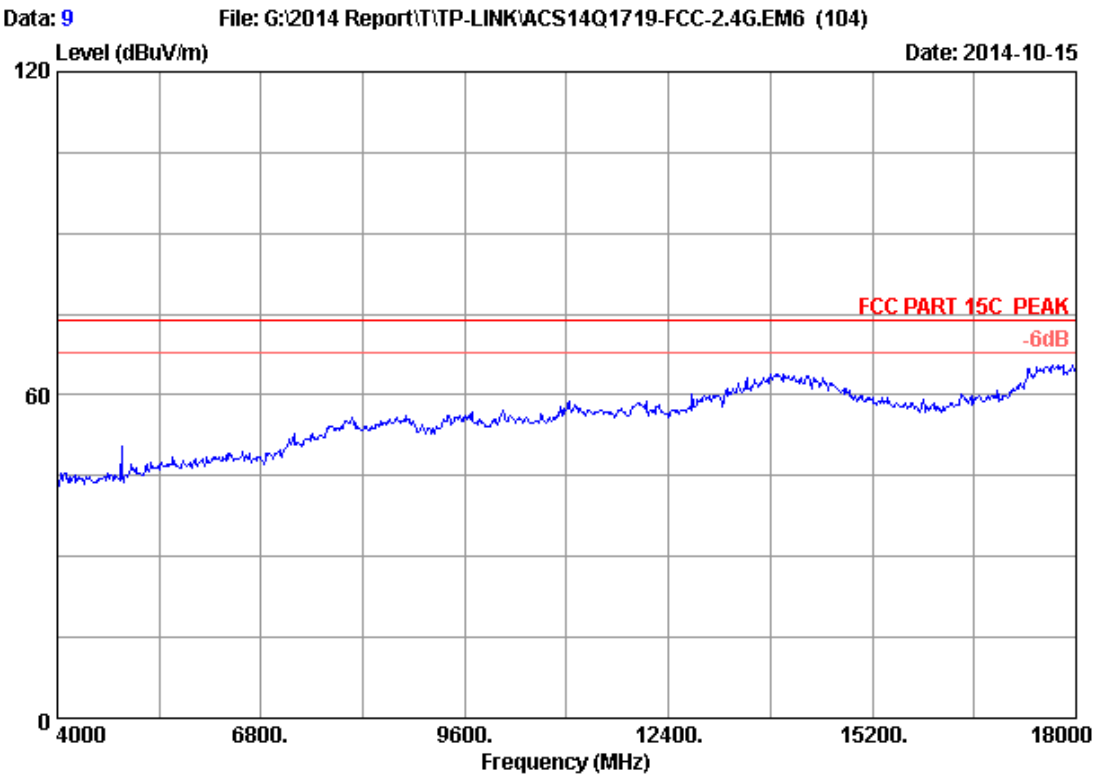


```
Site no.      : 3m Chamber                        Data no.  : 9
Dis. / Ant.   : 3m   2014 3115 (4580)        Ant. pol. : VERTICAL
Limit         : FCC PART 15C  PEAK
Env. / Ins.   : 24*C/56%                     Engineer  : Leo-Li
EUT           : AC1750 Wireless Dual Band PCI Express
                Adapter
Power rating  : DC 12V&3.3V Via PC Input AC 120V/60Hz
Test Mode     : IEEE802.11b  CH6  2437MHz   Tx
M/N           : Archer T8E
```

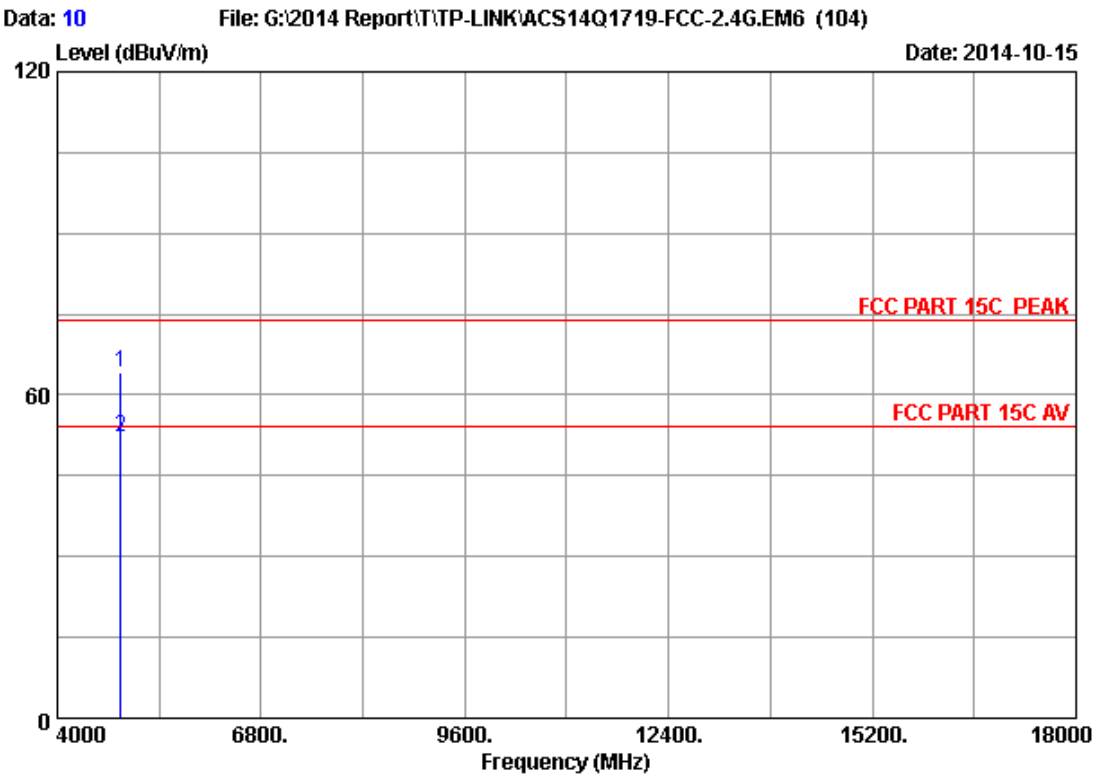

Site no. : 3m Chamber Data no. : 10
Dis. / Ant. : 3m 2014 3115 (4580) Ant. pol. : VERTICAL
Limit : FCC PART 15C PEAK
Env. / Ins. : 24*C/56% Engineer : Leo-Li
EUT : AC1750 Wireless Dual Band PCI Express Adapter
Power rating : DC 12V&3.3V Via PC Input AC 120V/60Hz
Test Mode : IEEE802.11b CH6 2437MHz Tx
M/N : Archer T8E

No.	Freq. (MHz)	Ant. Factor (dB/m)	Cable Loss (dB)	AMP factor (dB)	Reading (dBuV)	Emission Level (dBuV/m)	Limits (dBuV/m)	Margin (dB)	Remark
1	4874.000	32.97	8.63	35.70	58.18	64.08	74.00	9.92	Peak
2	4874.000	32.97	8.63	35.70	46.25	52.15	54.00	1.85	Average

Remarks: 1. Emission Level= Antenna Factor + Cable Loss + Reading -Amp Factor
2. The emission levels that are 20dB below the official limit are not reported.

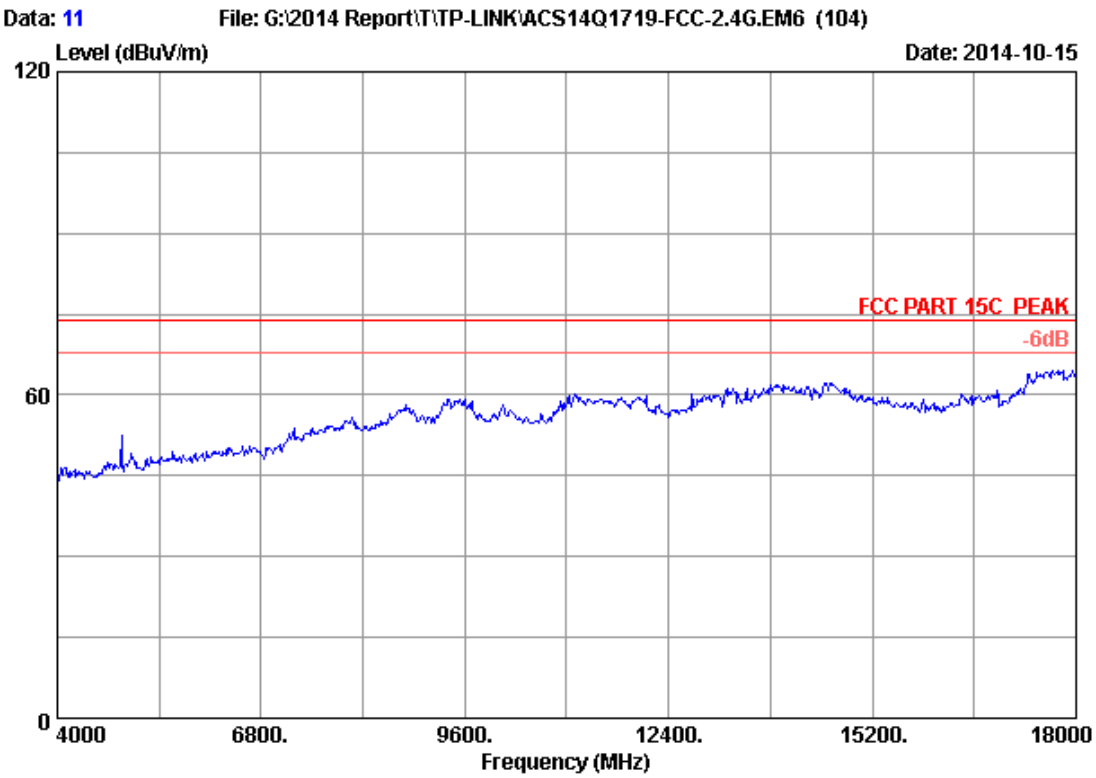


```
Site no.      : 3m Chamber                        Data no.  : 11
Dis. / Ant.   : 3m   2014 3115 (4580)        Ant. pol. : HORIZONTAL
Limit         : FCC PART 15C  PEAK
Env. / Ins.   : 24*C/56%                     Engineer  : Leo-Li
EUT           : AC1750 Wireless Dual Band PCI Express
                Adapter
Power rating  : DC 12V&3.3V Via PC Input AC 120V/60Hz
Test Mode     : IEEE802.11b  CH6  2437MHz   Tx
M/N           : Archer T8E
```

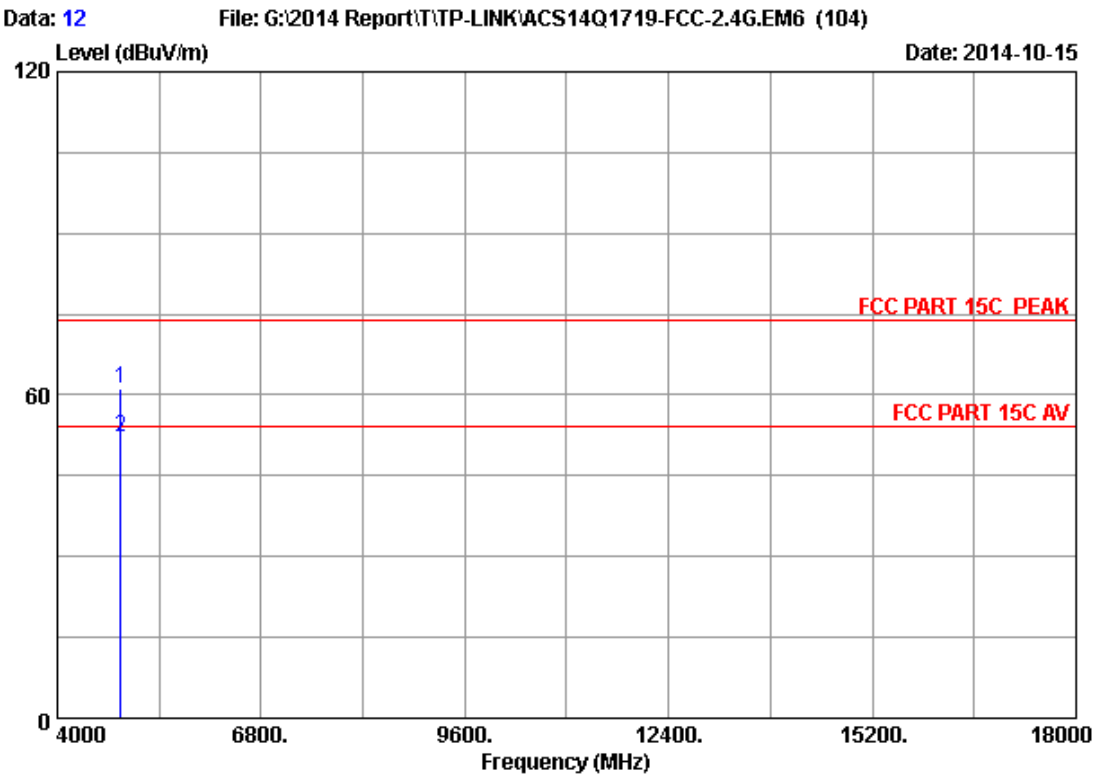

Site no. : 3m Chamber Data no. : 12
Dis. / Ant. : 3m 2014 3115 (4580) Ant. pol. : HORIZONTAL
Limit : FCC PART 15C PEAK
Env. / Ins. : 24*C/56% Engineer : Leo-Li
EUT : AC1750 Wireless Dual Band PCI Express Adapter
Power rating : DC 12V&3.3V Via PC Input AC 120V/60Hz
Test Mode : IEEE802.11b CH6 2437MHz Tx
M/N : Archer T8E

No.	Freq. (MHz)	Ant. Factor (dB/m)	Cable Loss (dB)	AMP factor (dB)	Reading (dBuV)	Emission Level (dBuV/m)	Limits (dBuV/m)	Margin (dB)	Remark
1	4874.000	32.97	8.63	35.70	55.34	61.24	74.00	12.76	Peak
2	4874.000	32.97	8.63	35.70	46.29	52.19	54.00	1.81	Average

Remarks: 1. Emission Level= Antenna Factor + Cable Loss + Reading -Amp Factor
2. The emission levels that are 20dB below the official limit are not reported.

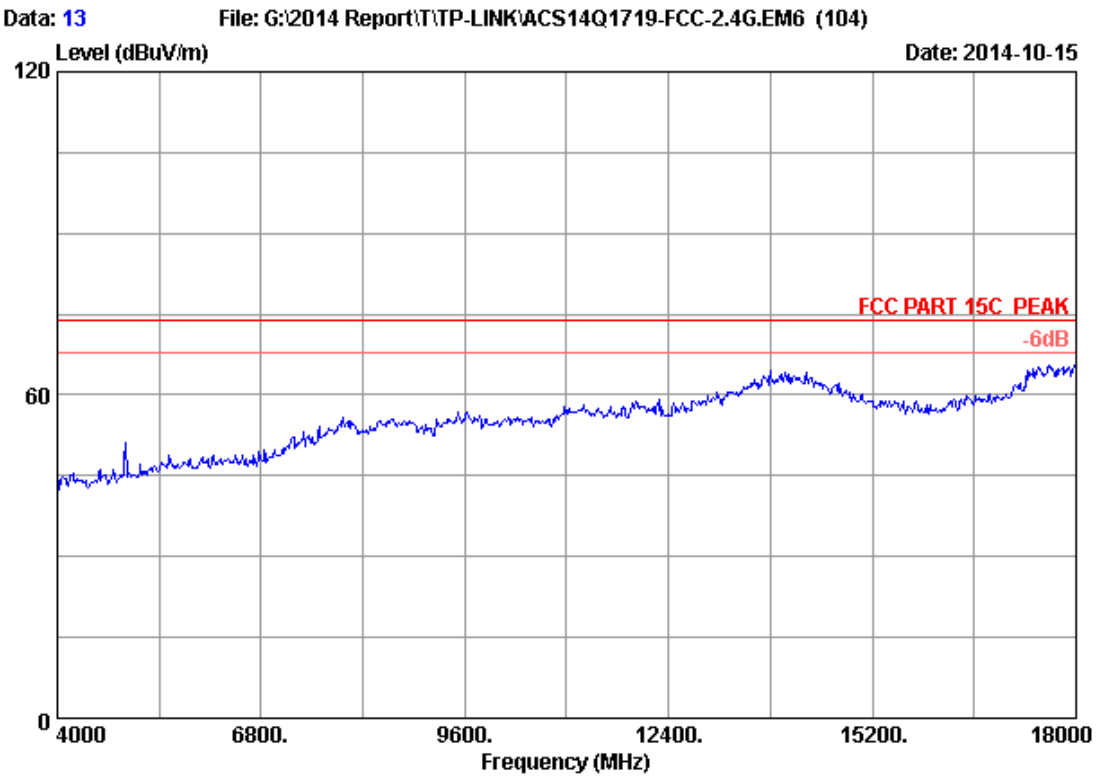


```
Site no.      : 3m Chamber                        Data no.  : 13
Dis. / Ant.   : 3m   2014 3115 (4580)        Ant. pol. : HORIZONTAL
Limit         : FCC PART 15C  PEAK
Env. / Ins.   : 24*C/56%                     Engineer  : Leo-Li
EUT           : AC1750 Wireless Dual Band PCI Express
                Adapter
Power rating  : DC 12V&3.3V Via PC Input AC 120V/60Hz
Test Mode     : IEEE802.11b  CH11  2462MHz   Tx
M/N           : Archer T8E
```

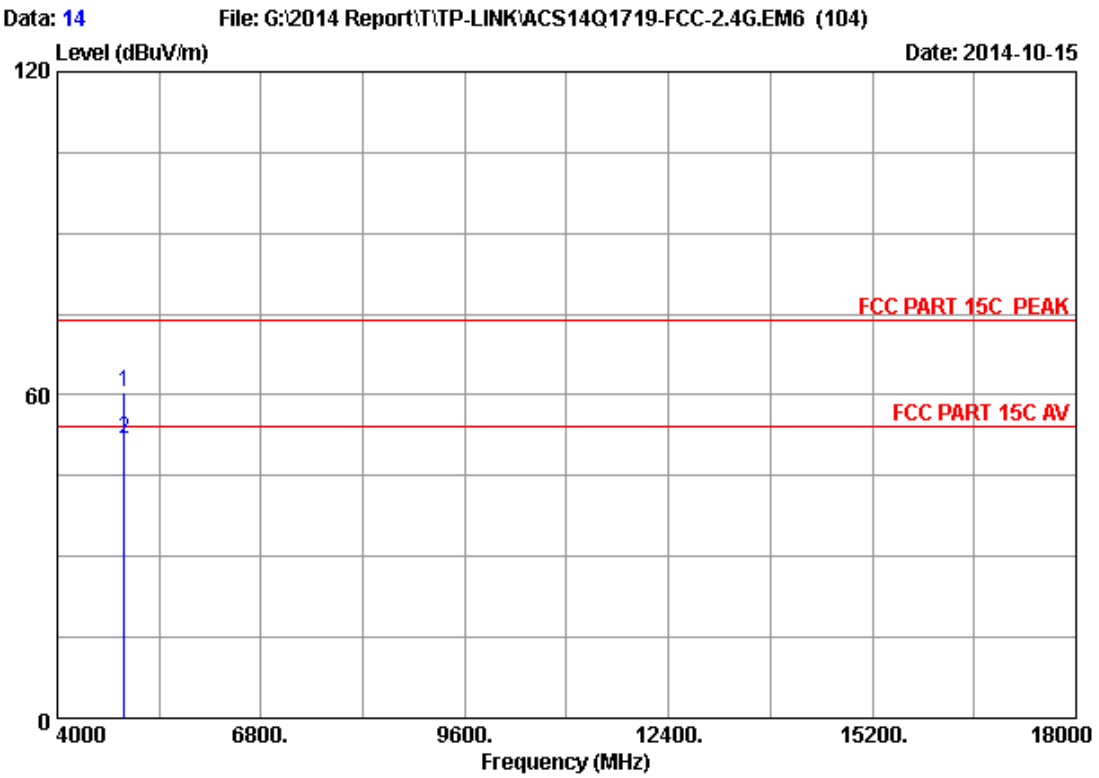

Site no. : 3m Chamber Data no. : 14
Dis. / Ant. : 3m 2014 3115 (4580) Ant. pol. : HORIZONTAL
Limit : FCC PART 15C PEAK
Env. / Ins. : 24*C/56% Engineer : Leo-Li
EUT : AC1750 Wireless Dual Band PCI Express Adapter
Power rating : DC 12V&3.3V Via PC Input AC 120V/60Hz
Test Mode : IEEE802.11b CH11 2462MHz Tx
M/N : Archer T8E

No.	Freq. (MHz)	Ant. Factor (dB/m)	Cable Loss (dB)	AMP factor (dB)	Reading (dBuV)	Emission Level (dBuV/m)	Limits (dBuV/m)	Margin (dB)	Remark
1	4924.000	33.06	8.69	35.70	54.36	60.41	74.00	13.59	Peak
2	4924.000	33.06	8.69	35.70	45.74	51.79	54.00	2.21	Average

Remarks: 1. Emission Level= Antenna Factor + Cable Loss + Reading -Amp Factor
2. The emission levels that are 20dB below the official limit are not reported.

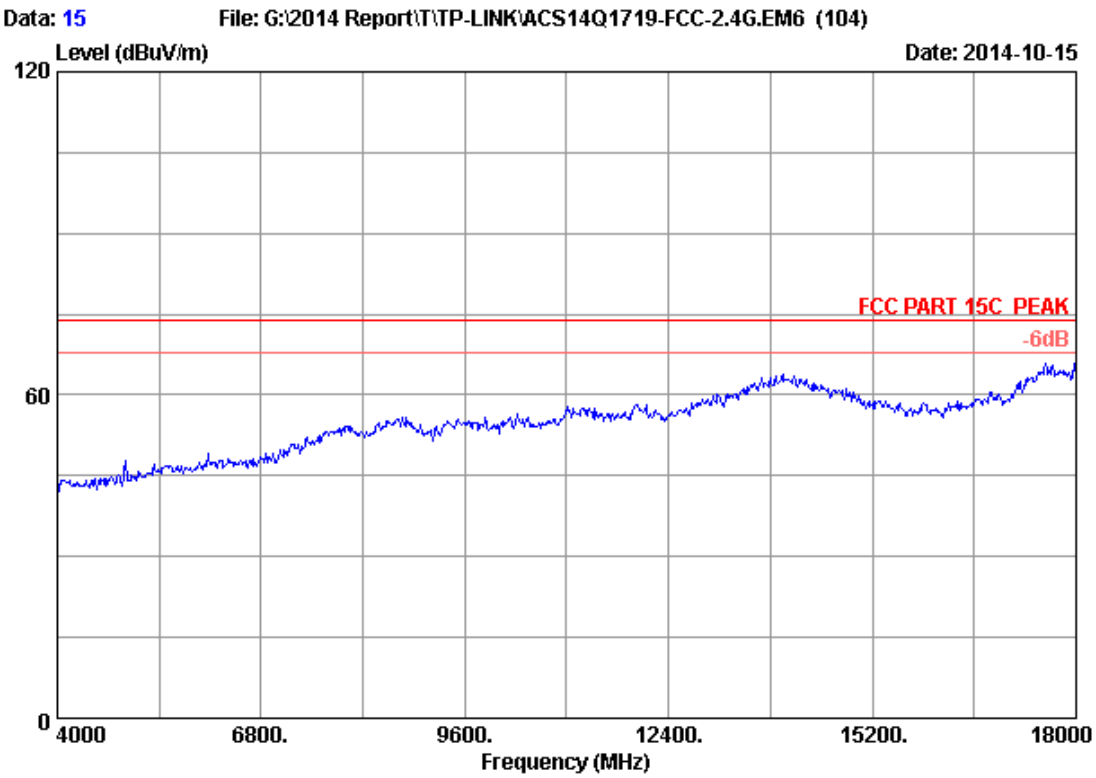


```
Site no.      : 3m Chamber                        Data no.  : 15
Dis. / Ant.   : 3m   2014 3115 (4580)        Ant. pol. : VERTICAL
Limit         : FCC PART 15C  PEAK
Env. / Ins.   : 24*C/56%                     Engineer  : Leo-Li
EUT           : AC1750 Wireless Dual Band PCI Express
                Adapter
Power rating  : DC 12V&3.3V Via PC Input AC 120V/60Hz
Test Mode     : IEEE802.11b  CH11  2462MHz   Tx
M/N           : Archer T8E
```

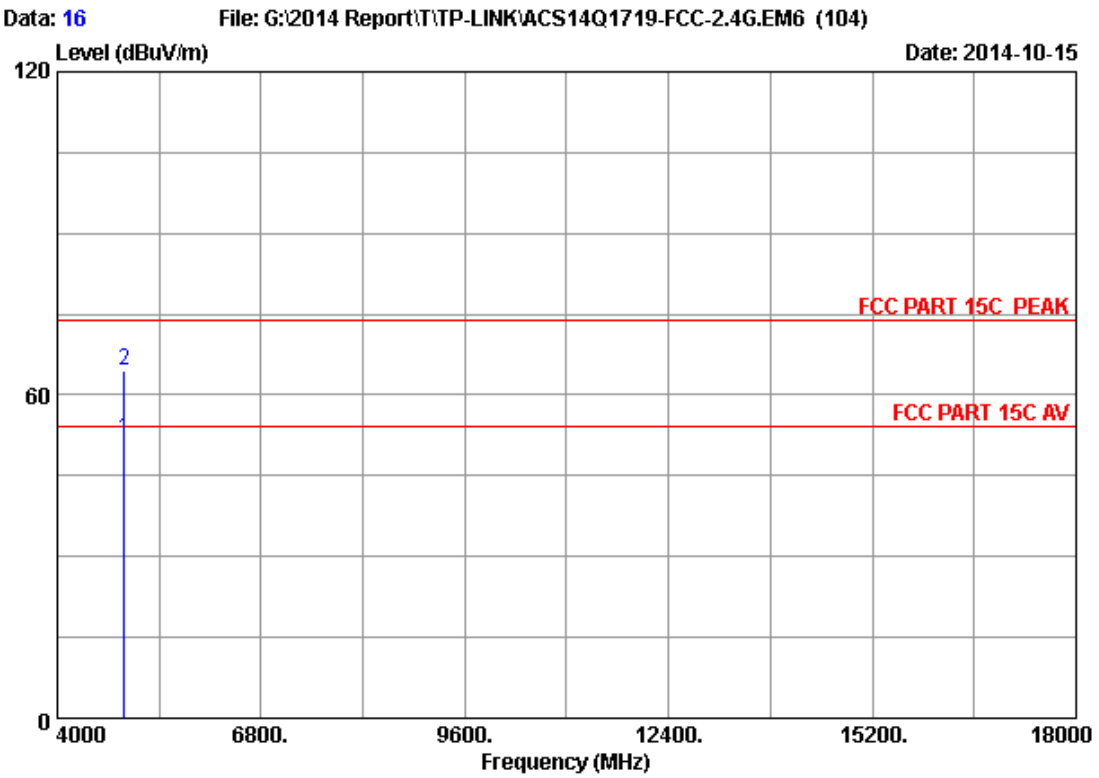

Site no. : 3m Chamber Data no. : 16
Dis. / Ant. : 3m 2014 3115 (4580) Ant. pol. : VERTICAL
Limit : FCC PART 15C PEAK
Env. / Ins. : 24*C/56% Engineer : Leo-Li
EUT : AC1750 Wireless Dual Band PCI Express Adapter
Power rating : DC 12V&3.3V Via PC Input AC 120V/60Hz
Test Mode : IEEE802.11b CH11 2462MHz Tx
M/N : Archer T8E

No.	Freq. (MHz)	Ant. Factor (dB/m)	Cable Loss (dB)	AMP factor (dB)	Reading (dBuV)	Emission Level (dBuV/m)	Limits (dBuV/m)	Margin (dB)	Remark
1	4924.000	33.06	8.69	35.70	45.63	51.68	54.00	2.32	Average
2	4924.000	33.06	8.69	35.70	58.31	64.36	74.00	9.64	Peak

Remarks: 1. Emission Level= Antenna Factor + Cable Loss + Reading -Amp Factor
2. The emission levels that are 20dB below the official limit are not reported.

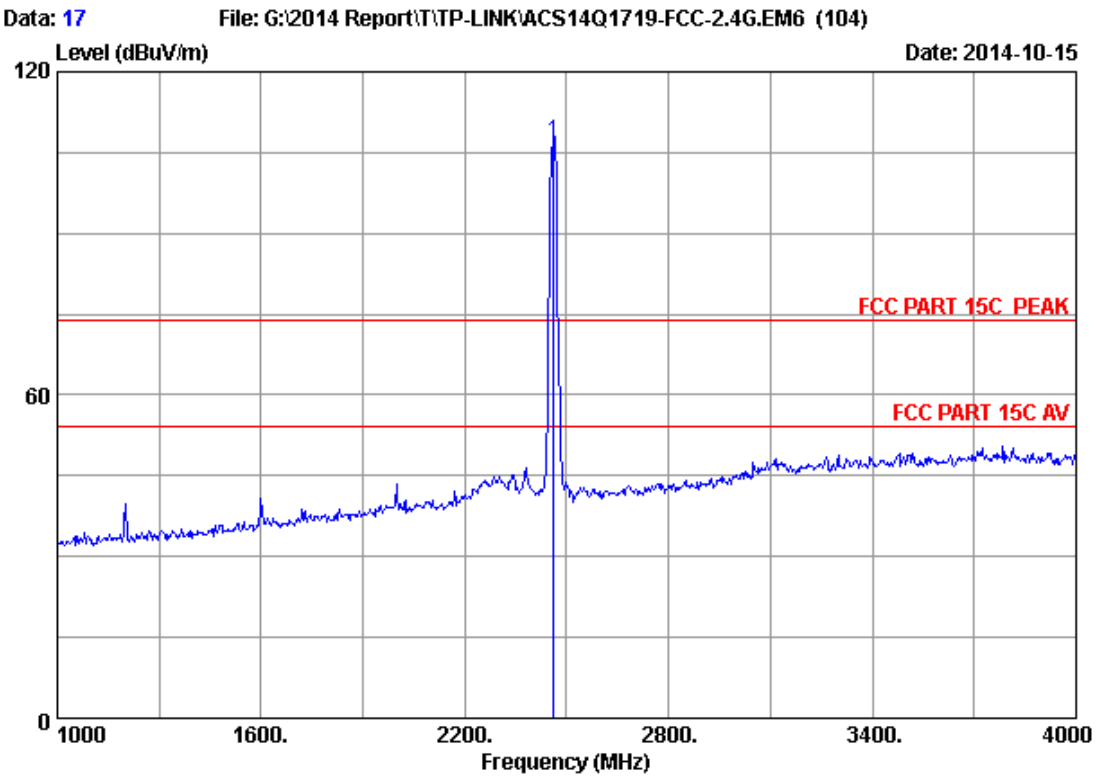

Site no. : 3m Chamber Data no. : 17
Dis. / Ant. : 3m 2014 3115 (4580) Ant. pol. : VERTICAL
Limit : FCC PART 15C PEAK
Env. / Ins. : 24*C/56% Engineer : Leo-Li
EUT : AC1750 Wireless Dual Band PCI Express Adapter
Power rating : DC 12V&3.3V Via PC Input AC 120V/60Hz
Test Mode : IEEE802.11b CH11 2462MHz Tx
M/N : Archer T8E

No.	Freq. (MHz)	Ant. Factor (dB/m)	Cable Loss (dB)	AMP factor (dB)	Reading (dBuV)	Emission Level (dBuV/m)	Limits (dBuV/m)	Margin (dB)	Remark
1	2462.000	28.32	5.89	35.70	108.58	107.09	74.00	-33.09	Peak

Remarks: 1. Emission Level= Antenna Factor + Cable Loss + Reading -Amp Factor
2. The emission levels that are 20dB below the official limit are not reported.

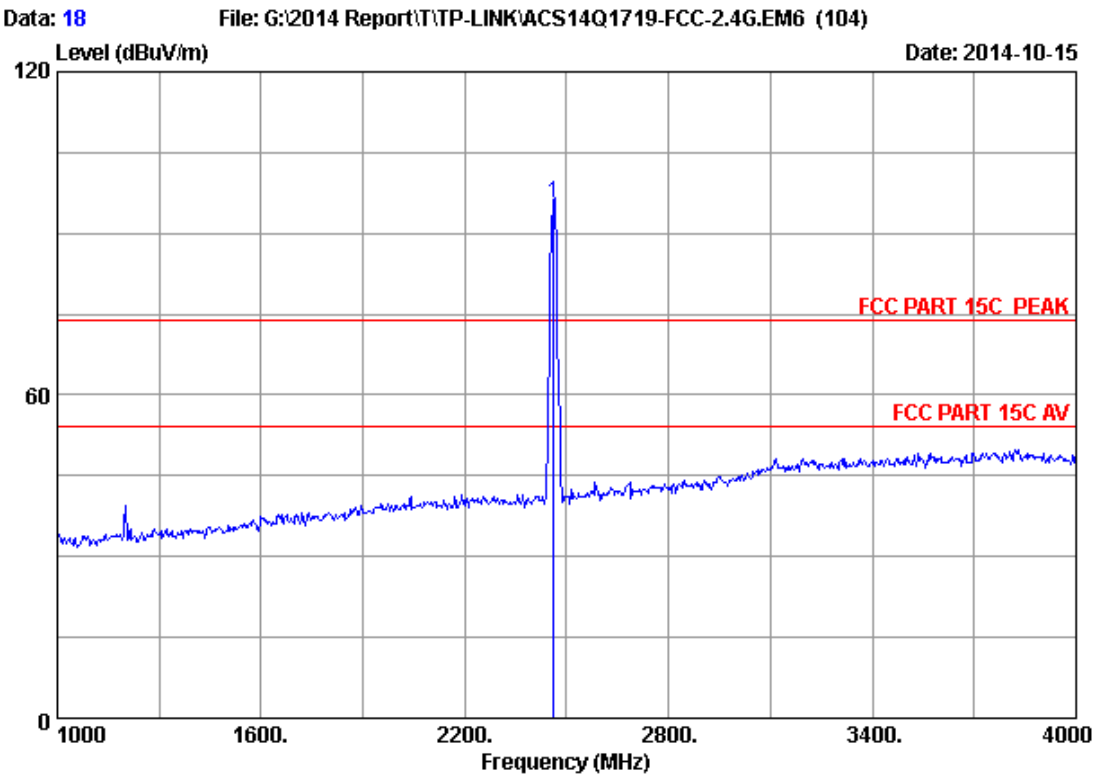

Site no. : 3m Chamber Data no. : 18
Dis. / Ant. : 3m 2014 3115 (4580) Ant. pol. : HORIZONTAL
Limit : FCC PART 15C PEAK
Env. / Ins. : 24*C/56% Engineer : Leo-Li
EUT : AC1750 Wireless Dual Band PCI Express Adapter
Power rating : DC 12V&3.3V Via PC Input AC 120V/60Hz
Test Mode : IEEE802.11b CH11 2462MHz Tx
M/N : Archer T8E

No.	Freq. (MHz)	Ant. Factor (dB/m)	Cable Loss (dB)	AMP factor (dB)	Reading (dBuV)	Emission Level (dBuV/m)	Limits (dBuV/m)	Margin (dB)	Remark
1	2462.000	28.32	5.89	35.70	97.02	95.53	74.00	-21.53	Peak

Remarks: 1. Emission Level= Antenna Factor + Cable Loss + Reading -Amp Factor
2. The emission levels that are 20dB below the official limit are not reported.

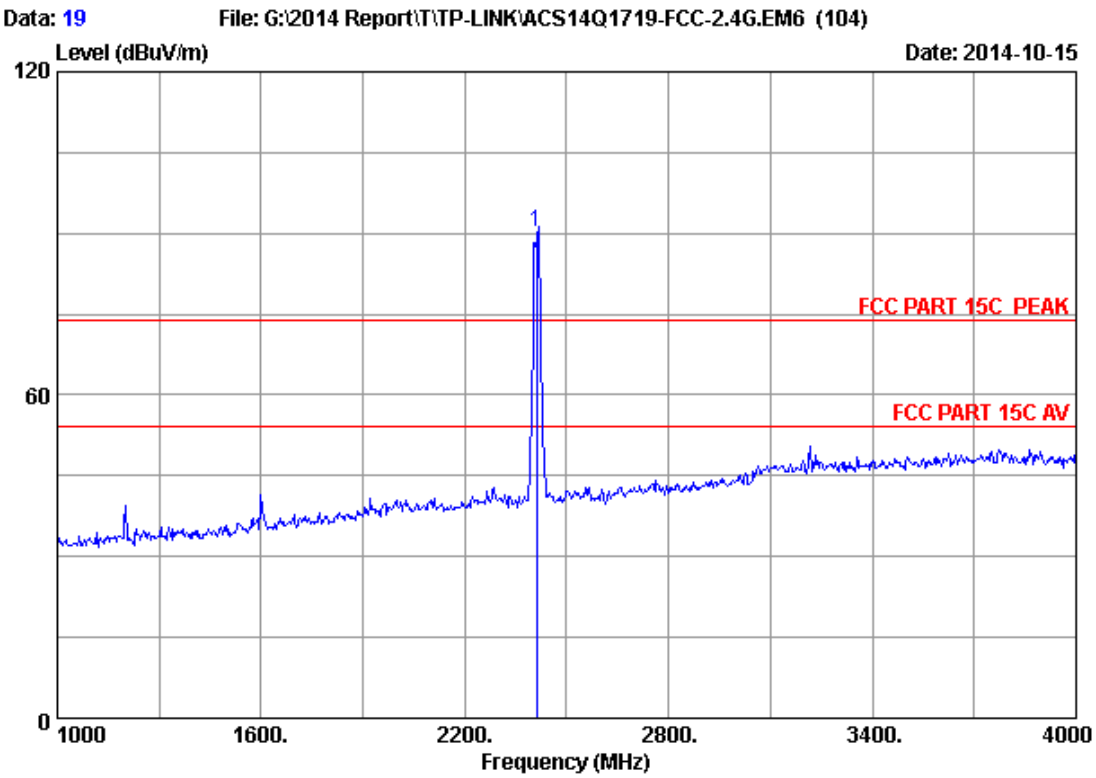

Site no. : 3m Chamber Data no. : 19
Dis. / Ant. : 3m 2014 3115 (4580) Ant. pol. : HORIZONTAL
Limit : FCC PART 15C PEAK
Env. / Ins. : 24*C/56% Engineer : Leo-Li
EUT : AC1750 Wireless Dual Band PCI Express Adapter
Power rating : DC 12V&3.3V Via PC Input AC 120V/60Hz
Test Mode : IEEE802.11g CH1 2412MHz Tx
M/N : Archer T8E

No.	Freq. (MHz)	Ant. Factor (dB/m)	Cable Loss (dB)	AMP factor (dB)	Reading (dBuV)	Emission Level (dBuV/m)	Limits (dBuV/m)	Margin (dB)	Remark
1	2412.000	28.21	5.81	35.70	91.92	90.24	74.00	-16.24	Peak

Remarks: 1. Emission Level= Antenna Factor + Cable Loss + Reading -Amp Factor
2. The emission levels that are 20dB below the official limit are not reported.

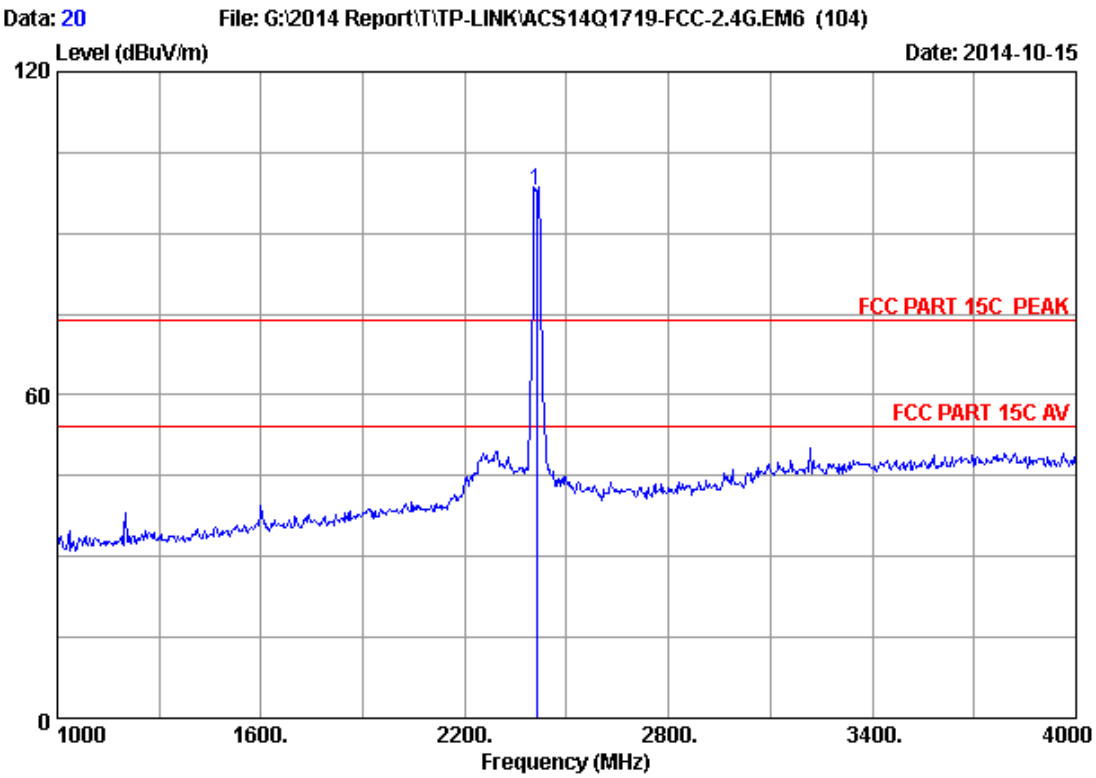

Site no. : 3m Chamber Data no. : 20
Dis. / Ant. : 3m 2014 3115 (4580) Ant. pol. : VERTICAL
Limit : FCC PART 15C PEAK
Env. / Ins. : 24*C/56% Engineer : Leo-Li
EUT : AC1750 Wireless Dual Band PCI Express Adapter
Power rating : DC 12V&3.3V Via PC Input AC 120V/60Hz
Test Mode : IEEE802.11g CH1 2412MHz Tx
M/N : Archer T8E

No.	Freq. (MHz)	Ant. Factor (dB/m)	Cable Loss (dB)	AMP factor (dB)	Reading (dBuV)	Emission Level (dBuV/m)	Limits (dBuV/m)	Margin (dB)	Remark
1	2412.000	28.21	5.81	35.70	99.52	97.84	74.00	-23.84	Peak

Remarks: 1. Emission Level= Antenna Factor + Cable Loss + Reading -Amp Factor
2. The emission levels that are 20dB below the official limit are not reported.

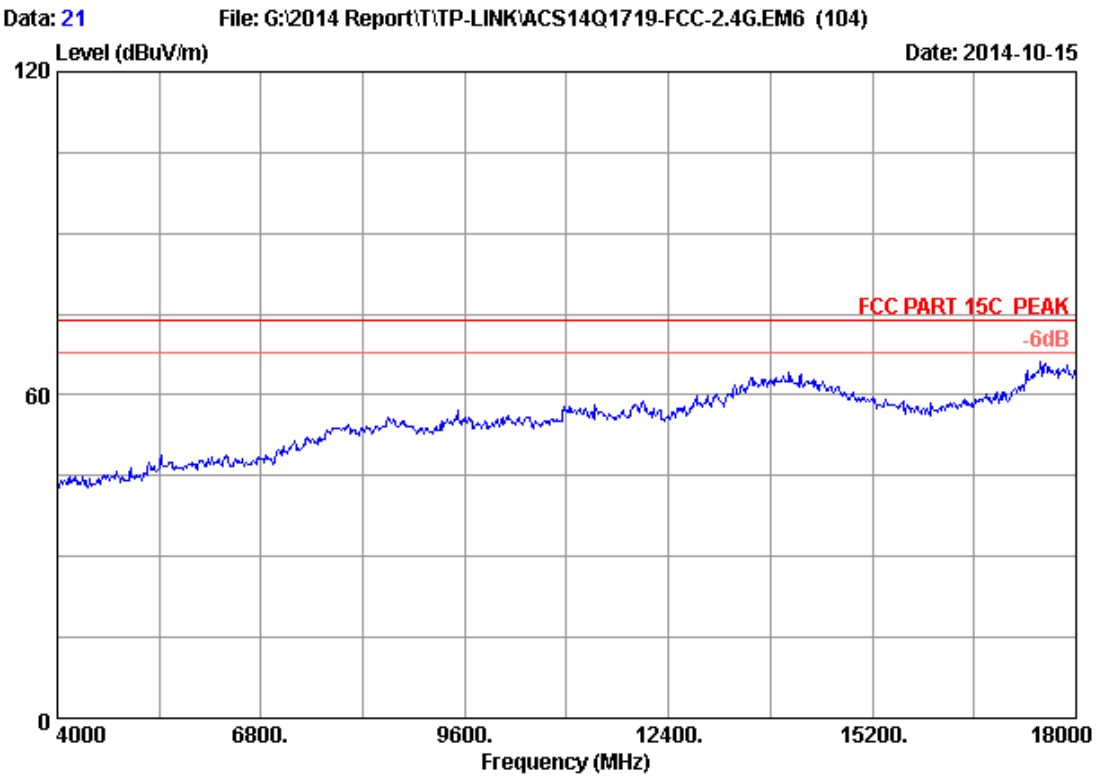


```
Site no.      : 3m Chamber                        Data no.  : 21
Dis. / Ant.   : 3m   2014 3115 (4580)        Ant. pol. : VERTICAL
Limit         : FCC PART 15C  PEAK
Env. / Ins.   : 24*C/56%                     Engineer  : Leo-Li
EUT           : AC1750 Wireless Dual Band PCI Express
                Adapter
Power rating  : DC 12V&3.3V Via PC Input AC 120V/60Hz
Test Mode     : IEEE802.11g  CH1  2412MHz   Tx
M/N           : Archer T8E
```

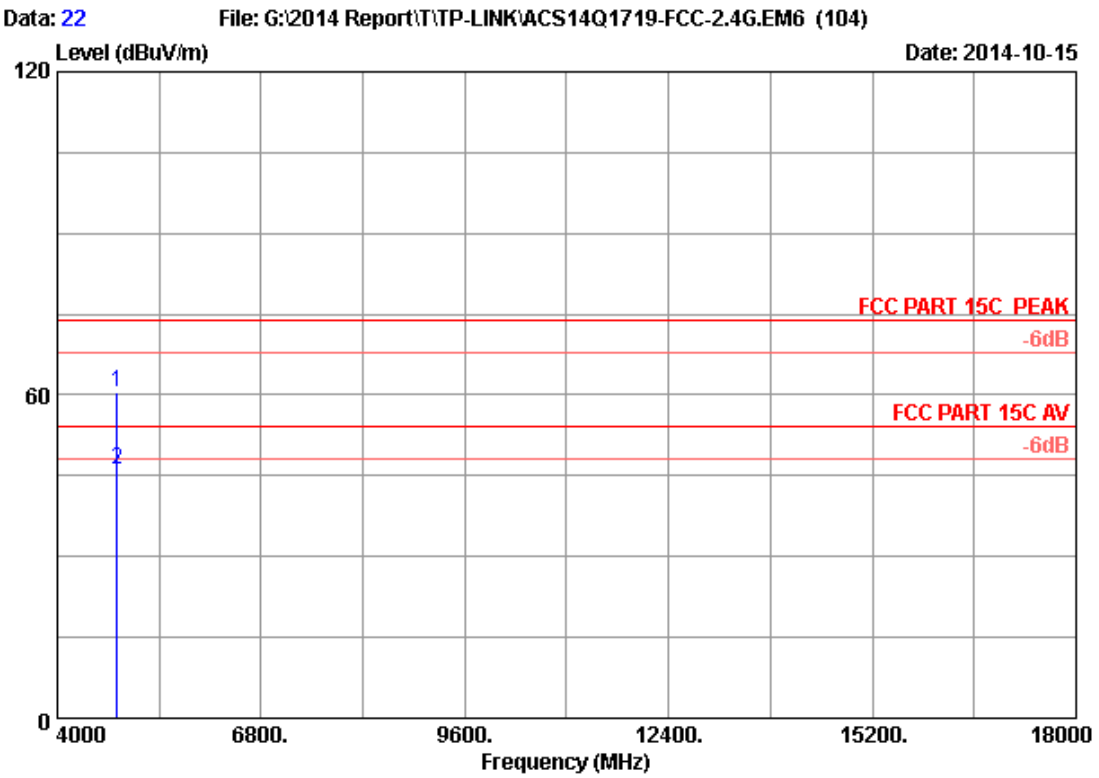

Site no. : 3m Chamber Data no. : 22
Dis. / Ant. : 3m 2014 3115 (4580) Ant. pol. : VERTICAL
Limit : FCC PART 15C PEAK
Env. / Ins. : 24*C/56% Engineer : Leo-Li
EUT : AC1750 Wireless Dual Band PCI Express Adapter
Power rating : DC 12V&3.3V Via PC Input AC 120V/60Hz
Test Mode : IEEE802.11g CH1 2412MHz Tx
M/N : Archer T8E

No.	Freq. (MHz)	Ant. Factor (dB/m)	Cable Loss (dB)	AMP factor (dB)	Reading (dBuV)	Emission Level (dBuV/m)	Limits (dBuV/m)	Margin (dB)	Remark
1	4824.000	32.88	8.58	35.70	54.91	60.67	74.00	13.33	Peak
2	4824.000	32.88	8.58	35.70	40.38	46.14	54.00	7.86	Average

Remarks: 1. Emission Level= Antenna Factor + Cable Loss + Reading -Amp Factor
2. The emission levels that are 20dB below the official limit are not reported.

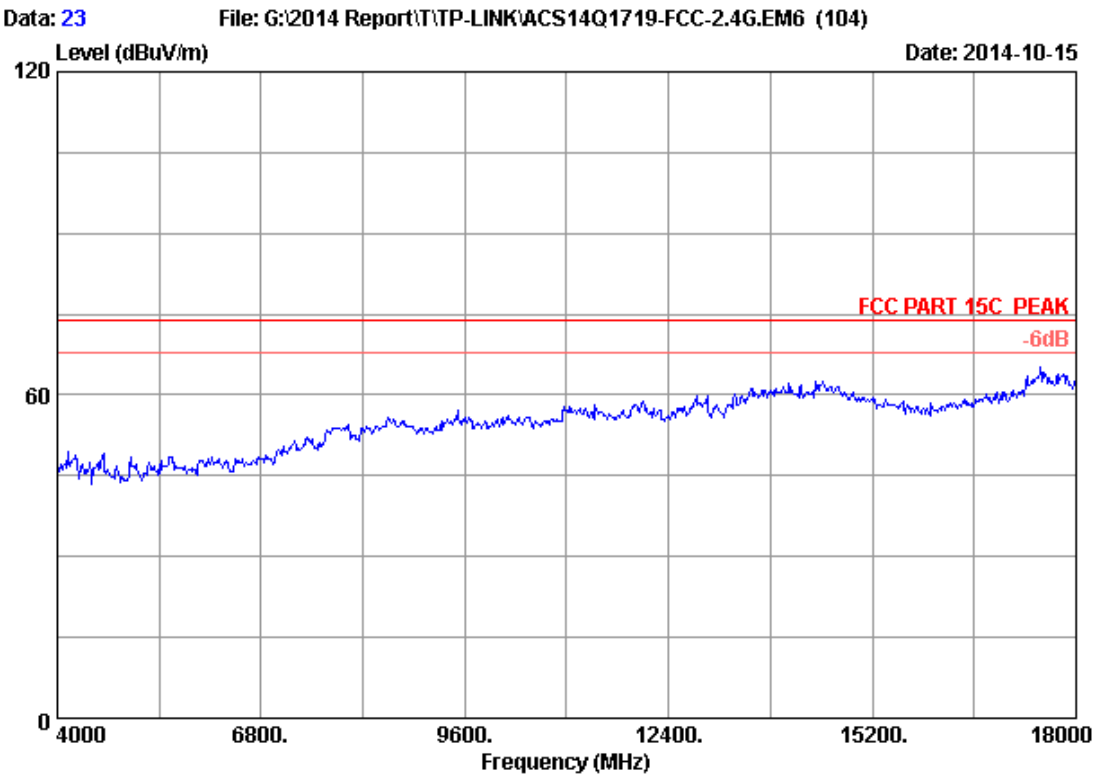


```
Site no.      : 3m Chamber                        Data no.  : 23
Dis. / Ant.   : 3m   2014 3115 (4580)        Ant. pol. : HORIZONTAL
Limit         : FCC PART 15C  PEAK
Env. / Ins.   : 24*C/56%                     Engineer  : Leo-Li
EUT           : AC1750 Wireless Dual Band PCI Express
                Adapter
Power rating  : DC 12V&3.3V Via PC Input AC 120V/60Hz
Test Mode     : IEEE802.11g  CH1  2412MHz   Tx
M/N           : Archer T8E
```

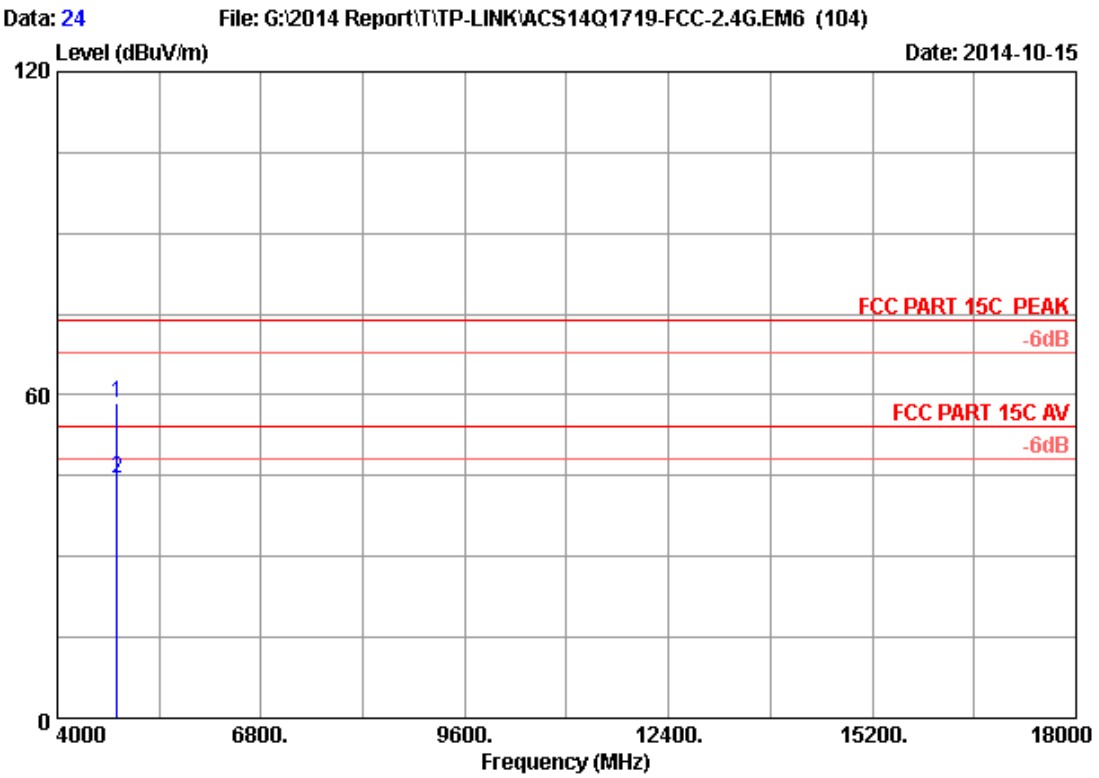

Site no. : 3m Chamber Data no. : 24
Dis. / Ant. : 3m 2014 3115 (4580) Ant. pol. : HORIZONTAL
Limit : FCC PART 15C PEAK
Env. / Ins. : 24*C/56% Engineer : Leo-Li
EUT : AC1750 Wireless Dual Band PCI Express Adapter
Power rating : DC 12V&3.3V Via PC Input AC 120V/60Hz
Test Mode : IEEE802.11g CH1 2412MHz Tx
M/N : Archer T8E

No.	Freq. (MHz)	Ant. Factor (dB/m)	Cable Loss (dB)	AMP factor (dB)	Reading (dBuV)	Emission Level (dBuV/m)	Limits (dBuV/m)	Margin (dB)	Remark
1	4824.000	32.88	8.58	35.70	52.69	58.45	74.00	15.55	Peak
2	4824.000	32.88	8.58	35.70	38.79	44.55	54.00	9.45	Average

Remarks: 1. Emission Level= Antenna Factor + Cable Loss + Reading -Amp Factor
2. The emission levels that are 20dB below the official limit are not reported.

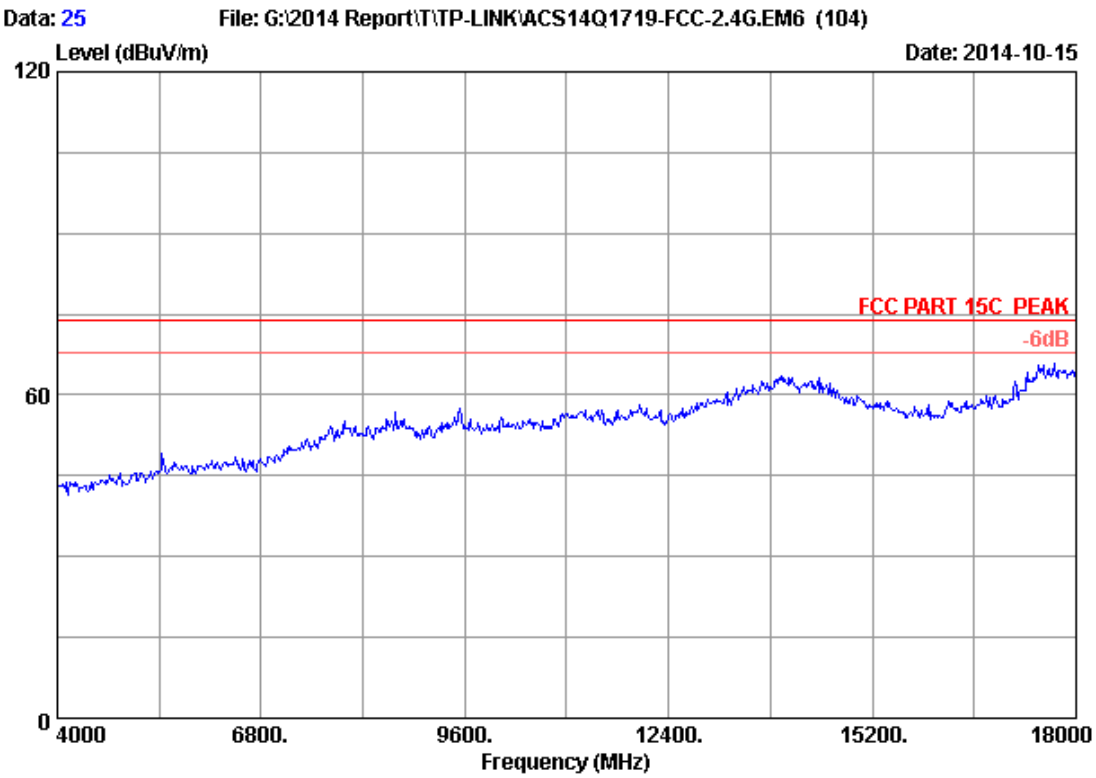


```
Site no.      : 3m Chamber                        Data no.  : 25
Dis. / Ant.   : 3m   2014 3115 (4580)        Ant. pol. : HORIZONTAL
Limit         : FCC PART 15C  PEAK
Env. / Ins.   : 24*C/56%                     Engineer  : Leo-Li
EUT           : AC1750 Wireless Dual Band PCI Express
                Adapter
Power rating  : DC 12V&3.3V Via PC Input AC 120V/60Hz
Test Mode     : IEEE802.11g  CH6  2437MHz   Tx
M/N           : Archer T8E
```

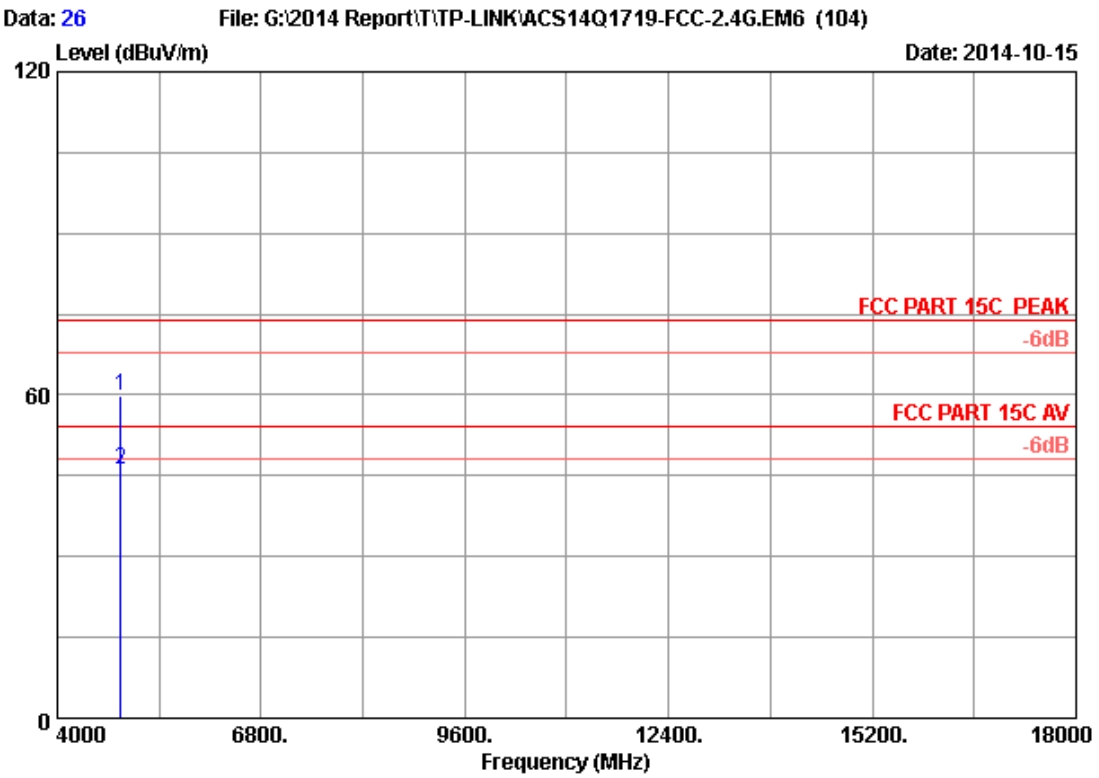

Site no. : 3m Chamber Data no. : 26
Dis. / Ant. : 3m 2014 3115 (4580) Ant. pol. : HORIZONTAL
Limit : FCC PART 15C PEAK
Env. / Ins. : 24*C/56% Engineer : Leo-Li
EUT : AC1750 Wireless Dual Band PCI Express Adapter
Power rating : DC 12V&3.3V Via PC Input AC 120V/60Hz
Test Mode : IEEE802.11g CH6 2437MHz Tx
M/N : Archer T8E

No.	Freq. (MHz)	Ant. Factor (dB/m)	Cable Loss (dB)	AMP factor (dB)	Reading (dBuV)	Emission Level (dBuV/m)	Limits (dBuV/m)	Margin (dB)	Remark
1	4874.000	32.97	8.63	35.70	53.97	59.87	74.00	14.13	Peak
2	4874.000	32.97	8.63	35.70	40.29	46.19	54.00	7.81	Average

Remarks: 1. Emission Level= Antenna Factor + Cable Loss + Reading -Amp Factor
2. The emission levels that are 20dB below the official limit are not reported.

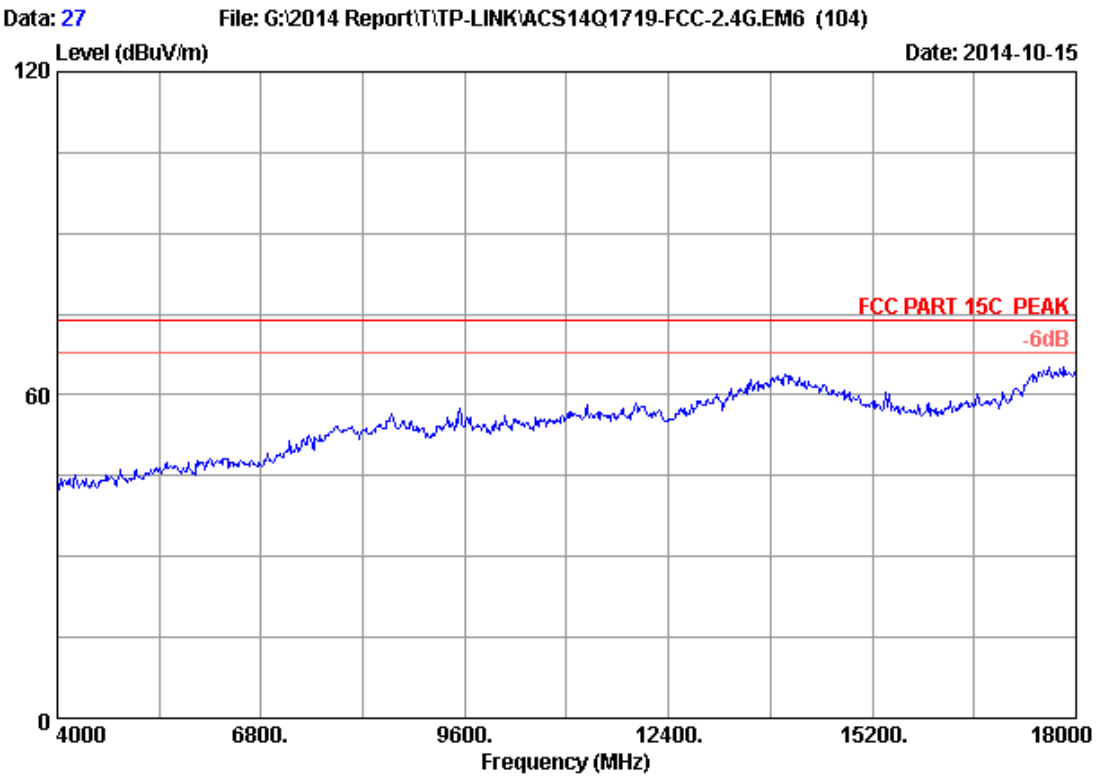


```
Site no.      : 3m Chamber                        Data no.  : 27
Dis. / Ant.   : 3m   2014 3115 (4580)        Ant. pol. : VERTICAL
Limit         : FCC PART 15C  PEAK
Env. / Ins.   : 24*C/56%                     Engineer  : Leo-Li
EUT           : AC1750 Wireless Dual Band PCI Express
                Adapter
Power rating  : DC 12V&3.3V Via PC Input AC 120V/60Hz
Test Mode     : IEEE802.11g  CH6  2437MHz   Tx
M/N           : Archer T8E
```

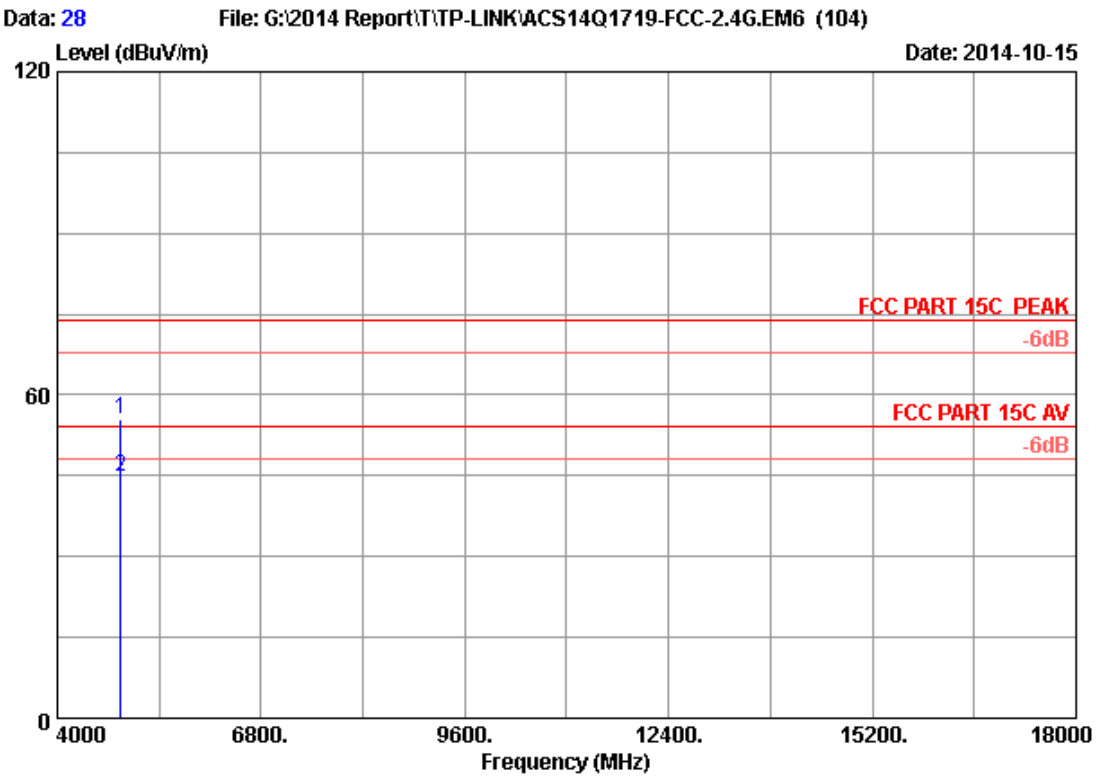

Site no. : 3m Chamber Data no. : 28
Dis. / Ant. : 3m 2014 3115 (4580) Ant. pol. : VERTICAL
Limit : FCC PART 15C PEAK
Env. / Ins. : 24*C/56% Engineer : Leo-Li
EUT : AC1750 Wireless Dual Band PCI Express Adapter
Power rating : DC 12V&3.3V Via PC Input AC 120V/60Hz
Test Mode : IEEE802.11g CH6 2437MHz Tx
M/N : Archer T8E

No.	Freq. (MHz)	Ant. Factor (dB/m)	Cable Loss (dB)	AMP factor (dB)	Reading (dBuV)	Emission Level (dBuV/m)	Limits (dBuV/m)	Margin (dB)	Remark
1	4874.000	32.97	8.63	35.70	49.63	55.53	74.00	18.47	Peak
2	4874.000	32.97	8.63	35.70	38.97	44.87	54.00	9.13	Average

Remarks: 1. Emission Level= Antenna Factor + Cable Loss + Reading -Amp Factor
2. The emission levels that are 20dB below the official limit are not reported.

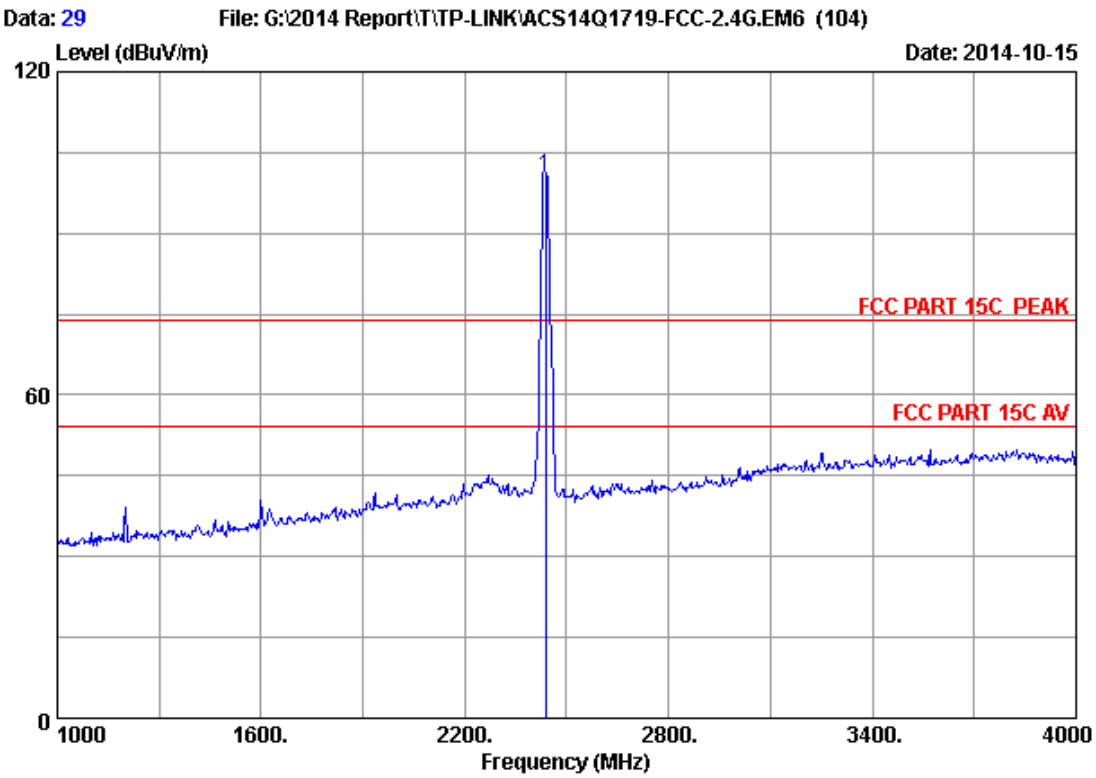

Site no. : 3m Chamber Data no. : 29
Dis. / Ant. : 3m 2014 3115 (4580) Ant. pol. : HORIZONTAL
Limit : FCC PART 15C PEAK
Env. / Ins. : 24*C/56% Engineer : Leo-Li
EUT : AC1750 Wireless Dual Band PCI Express Adapter
Power rating : DC 12V&3.3V Via PC Input AC 120V/60Hz
Test Mode : IEEE802.11g CH6 2437MHz Tx
M/N : Archer T8E

No.	Freq. (MHz)	Ant. Factor (dB/m)	Cable Loss (dB)	AMP factor (dB)	Reading (dBuV)	Emission Level (dBuV/m)	Limits (dBuV/m)	Margin (dB)	Remark
1	2437.000	28.26	5.85	35.70	102.26	100.67	74.00	-26.67	Peak

Remarks: 1. Emission Level= Antenna Factor + Cable Loss + Reading -Amp Factor
2. The emission levels that are 20dB below the official limit are not reported.

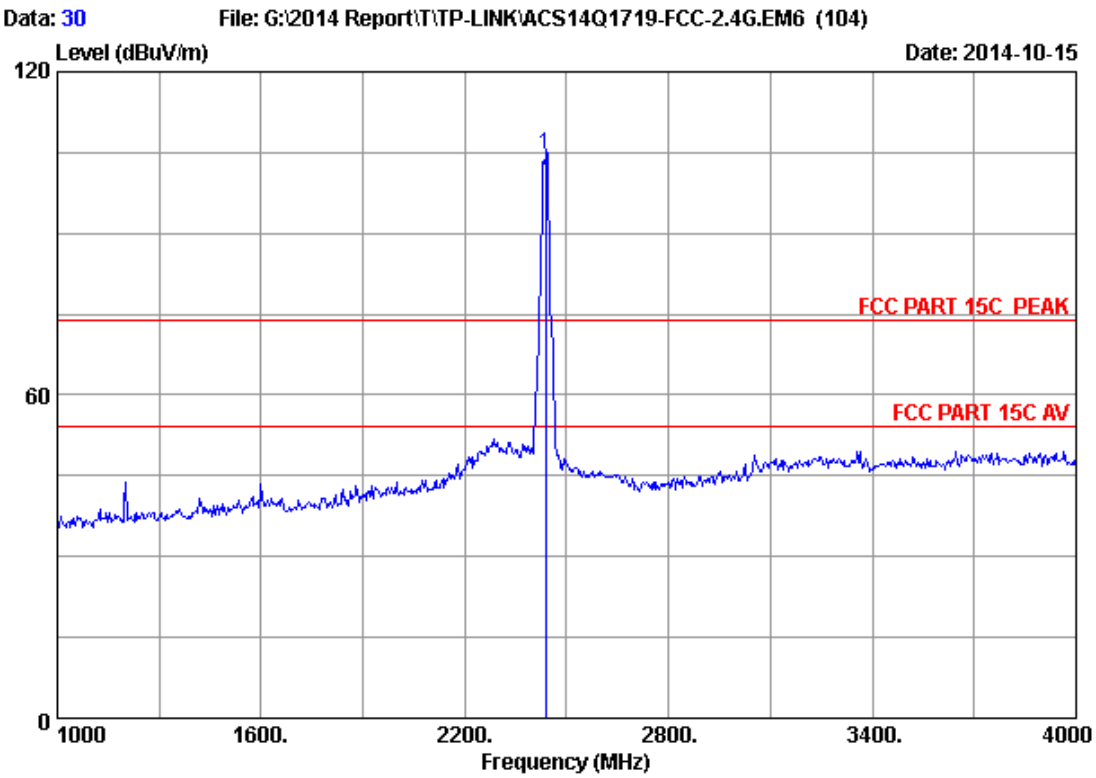

Site no. : 3m Chamber Data no. : 30
Dis. / Ant. : 3m 2014 3115 (4580) Ant. pol. : VERTICAL
Limit : FCC PART 15C PEAK
Env. / Ins. : 24*C/56% Engineer : Leo-Li
EUT : AC1750 Wireless Dual Band PCI Express Adapter
Power rating : DC 12V&3.3V Via PC Input AC 120V/60Hz
Test Mode : IEEE802.11g CH6 2437MHz Tx
M/N : Archer T8E

No.	Freq. (MHz)	Ant. Factor (dB/m)	Cable Loss (dB)	AMP factor (dB)	Reading (dBuV)	Emission Level (dBuV/m)	Limits (dBuV/m)	Margin (dB)	Remark
1	2437.000	28.26	5.85	35.70	106.34	104.75	74.00	-30.75	Peak

Remarks: 1. Emission Level= Antenna Factor + Cable Loss + Reading -Amp Factor
2. The emission levels that are 20dB below the official limit are not reported.

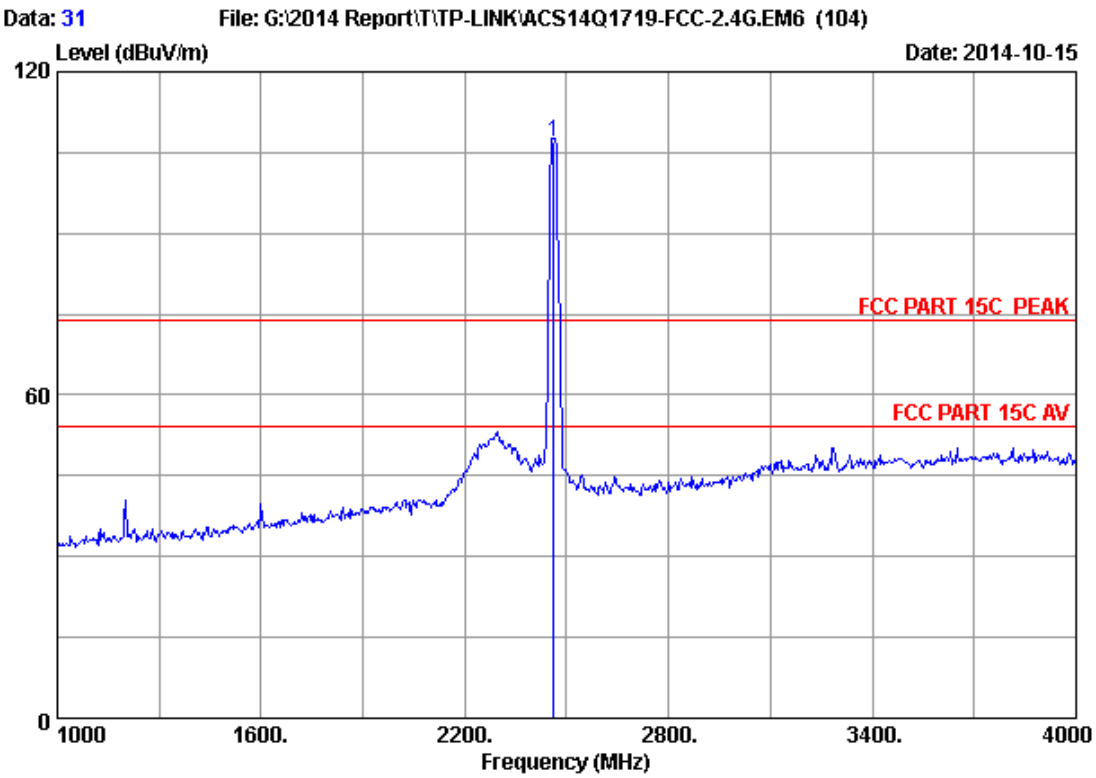

Site no. : 3m Chamber Data no. : 31
Dis. / Ant. : 3m 2014 3115 (4580) Ant. pol. : VERTICAL
Limit : FCC PART 15C PEAK
Env. / Ins. : 24*C/56% Engineer : Leo-Li
EUT : AC1750 Wireless Dual Band PCI Express Adapter
Power rating : DC 12V&3.3V Via PC Input AC 120V/60Hz
Test Mode : IEEE802.11g CH11 2462MHz Tx
M/N : Archer T8E

No.	Freq. (MHz)	Ant. Factor (dB/m)	Cable Loss (dB)	AMP factor (dB)	Reading (dBuV)	Emission Level (dBuV/m)	Limits (dBuV/m)	Margin (dB)	Remark
1	2462.000	28.32	5.89	35.70	108.51	107.02	74.00	-33.02	Peak

Remarks: 1. Emission Level= Antenna Factor + Cable Loss + Reading -Amp Factor
2. The emission levels that are 20dB below the official limit are not reported.

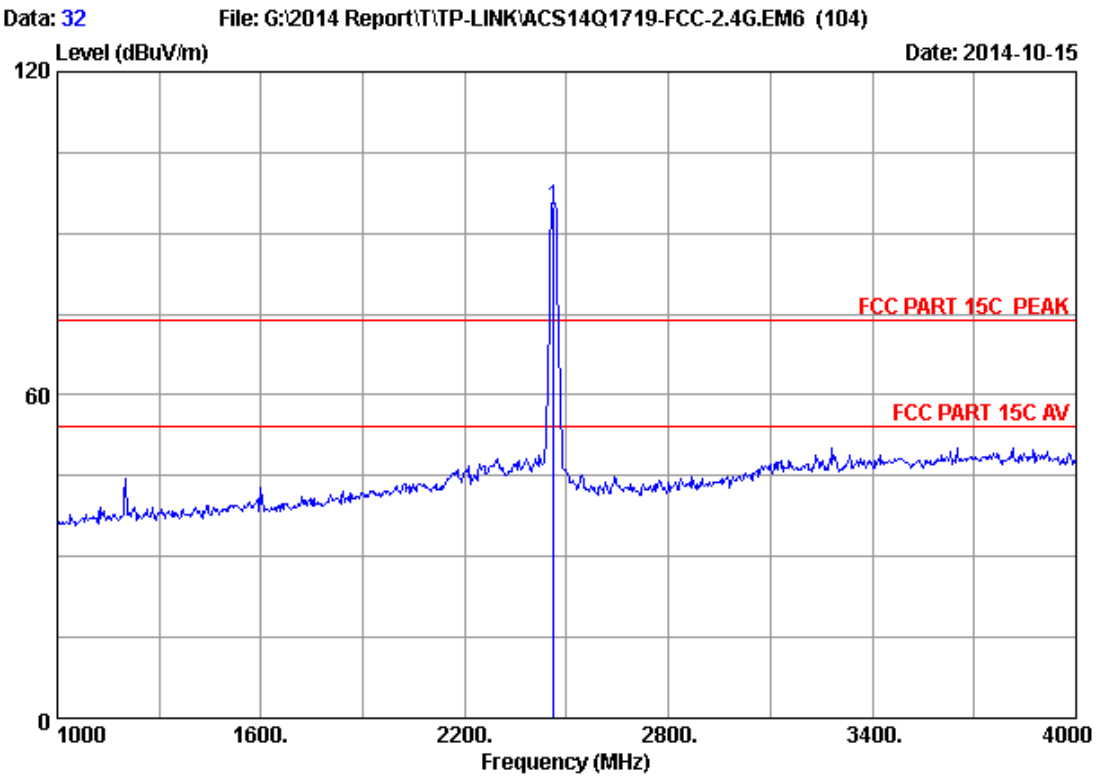

Site no. : 3m Chamber Data no. : 32
Dis. / Ant. : 3m 2014 3115 (4580) Ant. pol. : HORIZONTAL
Limit : FCC PART 15C PEAK
Env. / Ins. : 24*C/56% Engineer : Leo-Li
EUT : AC1750 Wireless Dual Band PCI Express Adapter
Power rating : DC 12V&3.3V Via PC Input AC 120V/60Hz
Test Mode : IEEE802.11g CH11 2462MHz Tx
M/N : Archer T8E

No.	Freq. (MHz)	Ant. Factor (dB/m)	Cable Loss (dB)	AMP factor (dB)	Reading (dBuV)	Emission Level (dBuV/m)	Limits (dBuV/m)	Margin (dB)	Remark
1	2462.000	28.32	5.89	35.70	96.51	95.02	74.00	-21.02	Peak

Remarks: 1. Emission Level= Antenna Factor + Cable Loss + Reading -Amp Factor
2. The emission levels that are 20dB below the official limit are not reported.

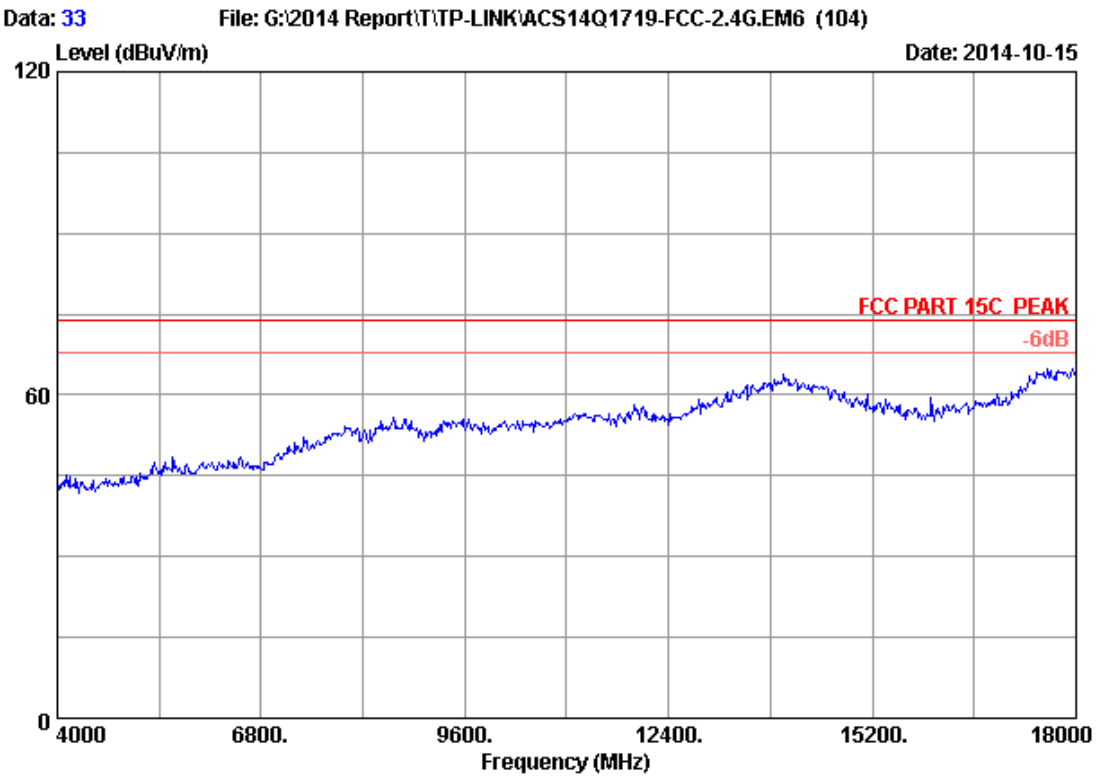


```
Site no.      : 3m Chamber                        Data no.  : 33
Dis. / Ant.   : 3m   2014 3115 (4580)        Ant. pol. : VERTICAL
Limit         : FCC PART 15C  PEAK
Env. / Ins.   : 24*C/56%                     Engineer  : Leo-Li
EUT           : AC1750 Wireless Dual Band PCI Express
                Adapter
Power rating  : DC 12V&3.3V Via PC Input AC 120V/60Hz
Test Mode     : IEEE802.11g  CH11  2462MHz   Tx
M/N           : Archer T8E
```

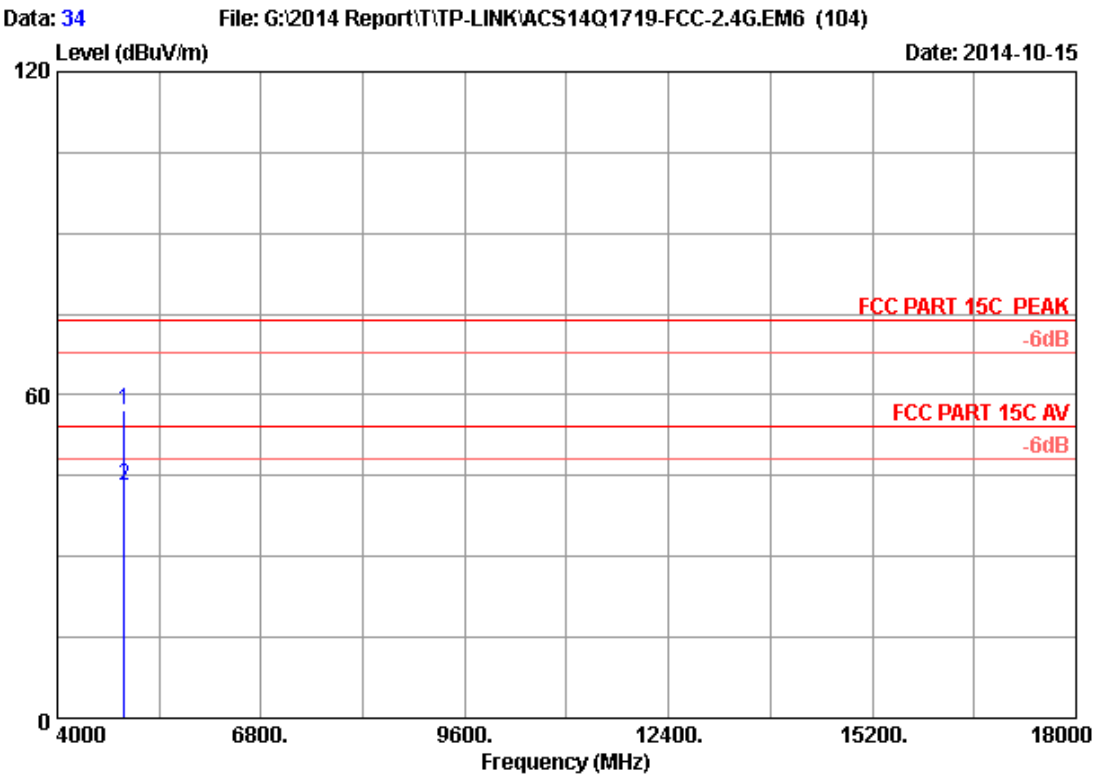

Site no. : 3m Chamber Data no. : 34
Dis. / Ant. : 3m 2014 3115 (4580) Ant. pol. : VERTICAL
Limit : FCC PART 15C PEAK
Env. / Ins. : 24*C/56% Engineer : Leo-Li
EUT : AC1750 Wireless Dual Band PCI Express Adapter
Power rating : DC 12V&3.3V Via PC Input AC 120V/60Hz
Test Mode : IEEE802.11g CH11 2462MHz Tx
M/N : Archer T8E

No.	Freq. (MHz)	Ant. Factor (dB/m)	Cable Loss (dB)	AMP factor (dB)	Reading (dBuV)	Emission Level (dBuV/m)	Limits (dBuV/m)	Margin (dB)	Remark
1	4924.000	33.06	8.69	35.70	50.96	57.01	74.00	16.99	Peak
2	4924.000	33.06	8.69	35.70	37.16	43.21	54.00	10.79	Average

Remarks: 1. Emission Level= Antenna Factor + Cable Loss + Reading -Amp Factor
2. The emission levels that are 20dB below the official limit are not reported.

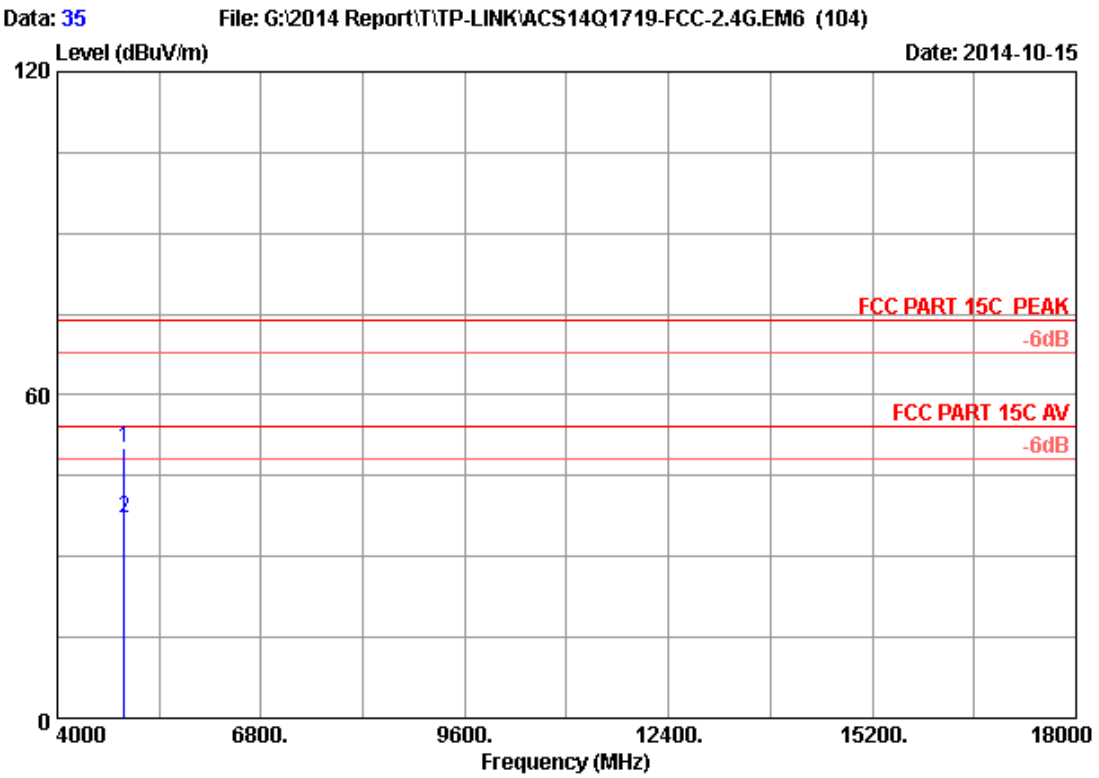

Site no. : 3m Chamber Data no. : 35
Dis. / Ant. : 3m 2014 3115 (4580) Ant. pol. : HORIZONTAL
Limit : FCC PART 15C PEAK
Env. / Ins. : 24*C/56% Engineer : Leo-Li
EUT : AC1750 Wireless Dual Band PCI Express Adapter
Power rating : DC 12V&3.3V Via PC Input AC 120V/60Hz
Test Mode : IEEE802.11g CH11 2462MHz Tx
M/N : Archer T8E

No.	Freq. (MHz)	Ant. Factor (dB/m)	Cable Loss (dB)	AMP factor (dB)	Reading (dBuV)	Emission Level (dBuV/m)	Limits (dBuV/m)	Margin (dB)	Remark
1	4924.000	33.06	8.69	35.70	44.18	50.23	74.00	23.77	Peak
2	4924.000	33.06	8.69	35.70	31.21	37.26	54.00	16.74	Average

Remarks: 1. Emission Level= Antenna Factor + Cable Loss + Reading -Amp Factor
2. The emission levels that are 20dB below the official limit are not reported.

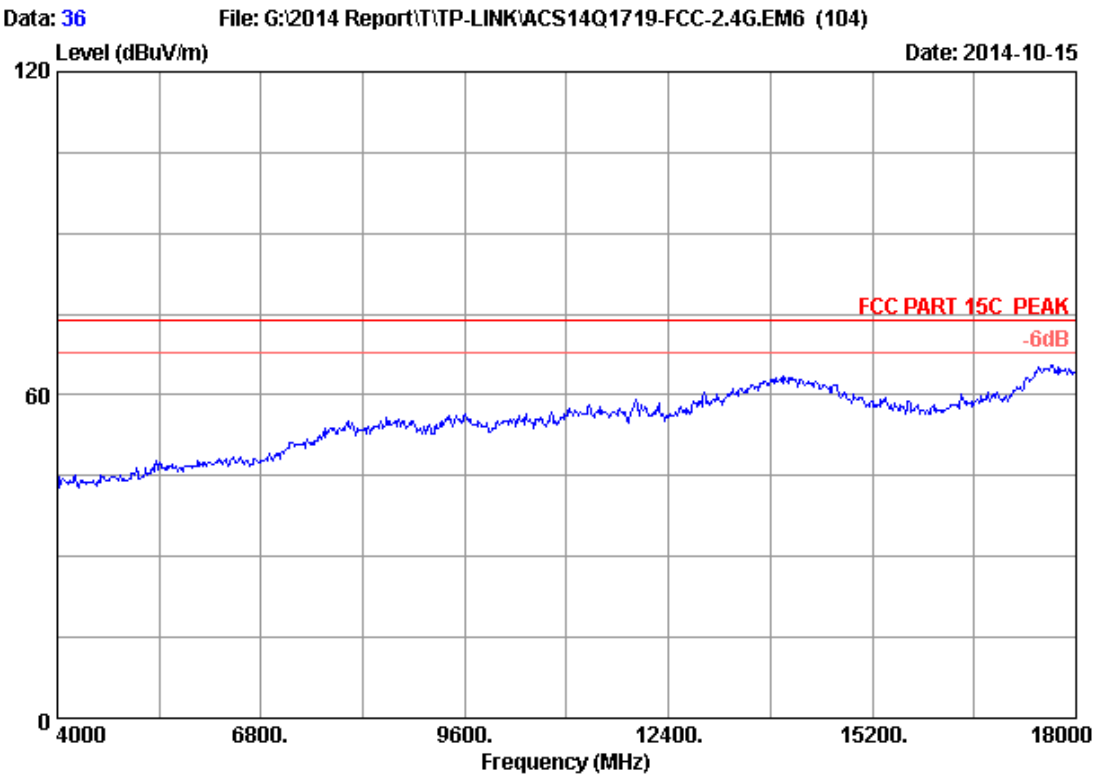


```
Site no.      : 3m Chamber                        Data no.  : 36
Dis. / Ant.   : 3m   2014 3115 (4580)        Ant. pol. : HORIZONTAL
Limit         : FCC PART 15C  PEAK
Env. / Ins.   : 24*C/56%                     Engineer  : Leo-Li
EUT           : AC1750 Wireless Dual Band PCI Express
                Adapter
Power rating  : DC 12V&3.3V Via PC Input AC 120V/60Hz
Test Mode     : IEEE802.11g  CH11  2462MHz   Tx
M/N           : Archer T8E
```

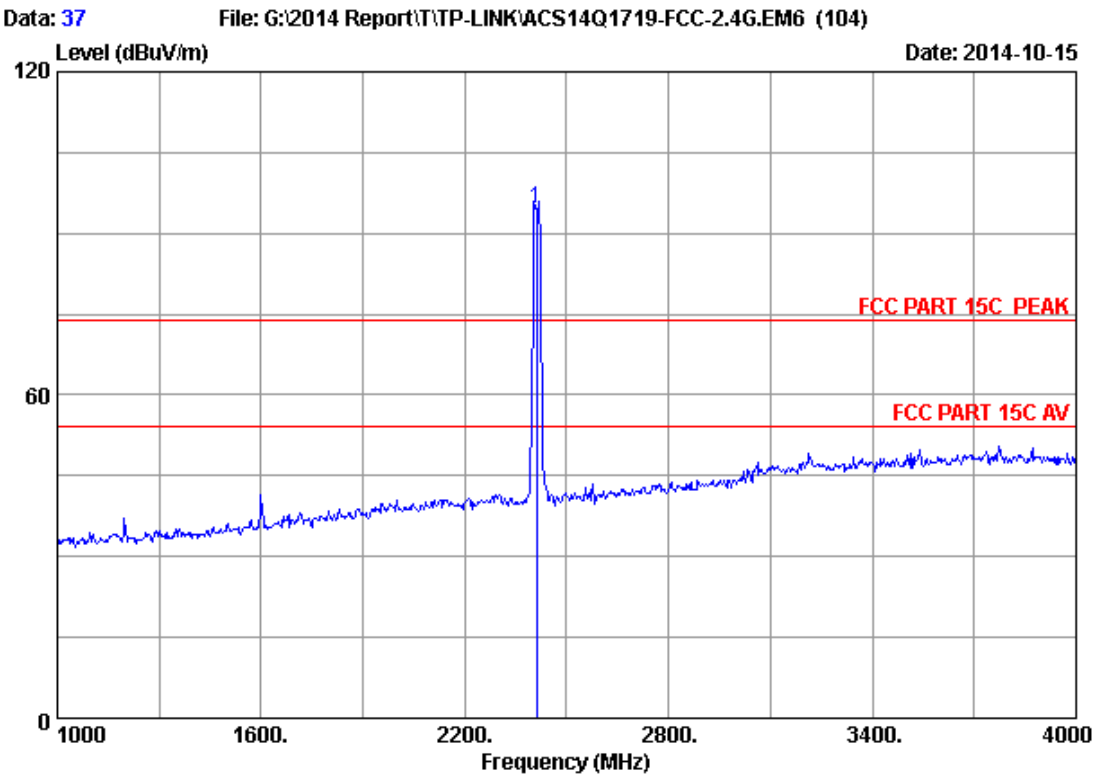

Site no. : 3m Chamber Data no. : 37
Dis. / Ant. : 3m 2014 3115 (4580) Ant. pol. : HORIZONTAL
Limit : FCC PART 15C PEAK
Env. / Ins. : 24*C/56% Engineer : Leo-Li
EUT : AC1750 Wireless Dual Band PCI Express Adapter
Power rating : DC 12V&3.3V Via PC Input AC 120V/60Hz
Test Mode : IEEE802.11nHT20 CH1 2412MHz Tx
M/N : Archer T8E

No.	Freq. (MHz)	Ant. Factor (dB/m)	Cable Loss (dB)	AMP factor (dB)	Reading (dBuV)	Emission Level (dBuV/m)	Limits (dBuV/m)	Margin (dB)	Remark
1	2412.000	28.21	5.81	35.70	96.36	94.68	74.00	-20.68	Peak

Remarks: 1. Emission Level= Antenna Factor + Cable Loss + Reading -Amp Factor
2. The emission levels that are 20dB below the official limit are not reported.

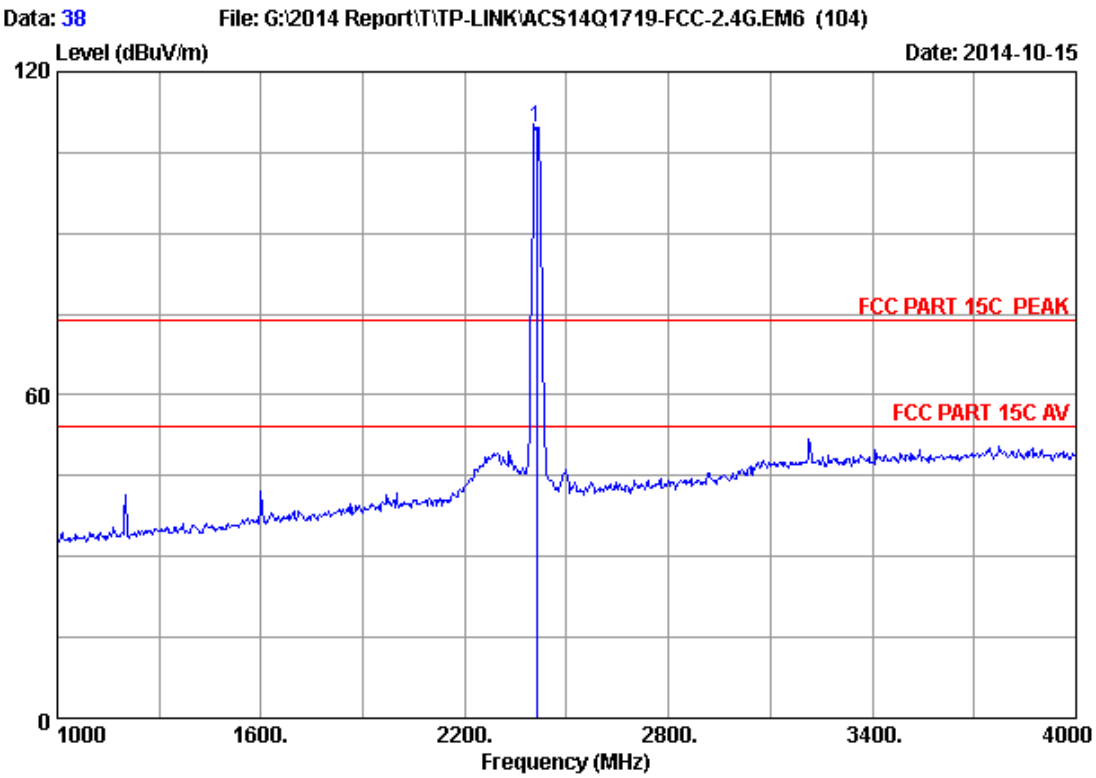

Site no. : 3m Chamber Data no. : 38
Dis. / Ant. : 3m 2014 3115 (4580) Ant. pol. : VERTICAL
Limit : FCC PART 15C PEAK
Env. / Ins. : 24*C/56% Engineer : Leo-Li
EUT : AC1750 Wireless Dual Band PCI Express Adapter
Power rating : DC 12V&3.3V Via PC Input AC 120V/60Hz
Test Mode : IEEE802.11nHT20 CH1 2412MHz Tx
M/N : Archer T8E

No.	Freq. (MHz)	Ant. Factor (dB/m)	Cable Loss (dB)	AMP factor (dB)	Reading (dBuV)	Emission Level (dBuV/m)	Limits (dBuV/m)	Margin (dB)	Remark
1	2412.000	28.21	5.81	35.70	111.32	109.64	74.00	-35.64	Peak

Remarks: 1. Emission Level= Antenna Factor + Cable Loss + Reading -Amp Factor
2. The emission levels that are 20dB below the official limit are not reported.

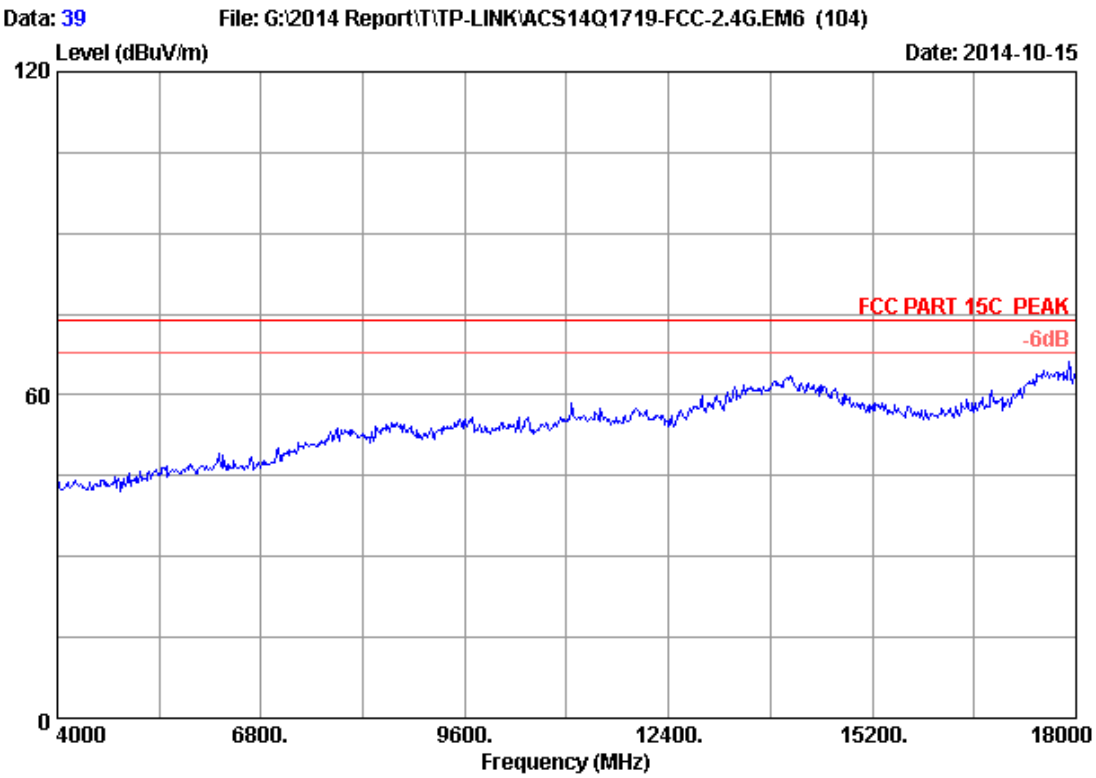


```
Site no.      : 3m Chamber                        Data no.  : 39
Dis. / Ant.   : 3m   2014 3115 (4580)        Ant. pol. : VERTICAL
Limit         : FCC PART 15C  PEAK
Env. / Ins.   : 24*C/56%                     Engineer  : Leo-Li
EUT           : AC1750 Wireless Dual Band PCI Express
                Adapter
Power rating  : DC 12V&3.3V Via PC Input AC 120V/60Hz
Test Mode     : IEEE802.11nHT20  CH1  2412MHz   Tx
M/N           : Archer T8E
```

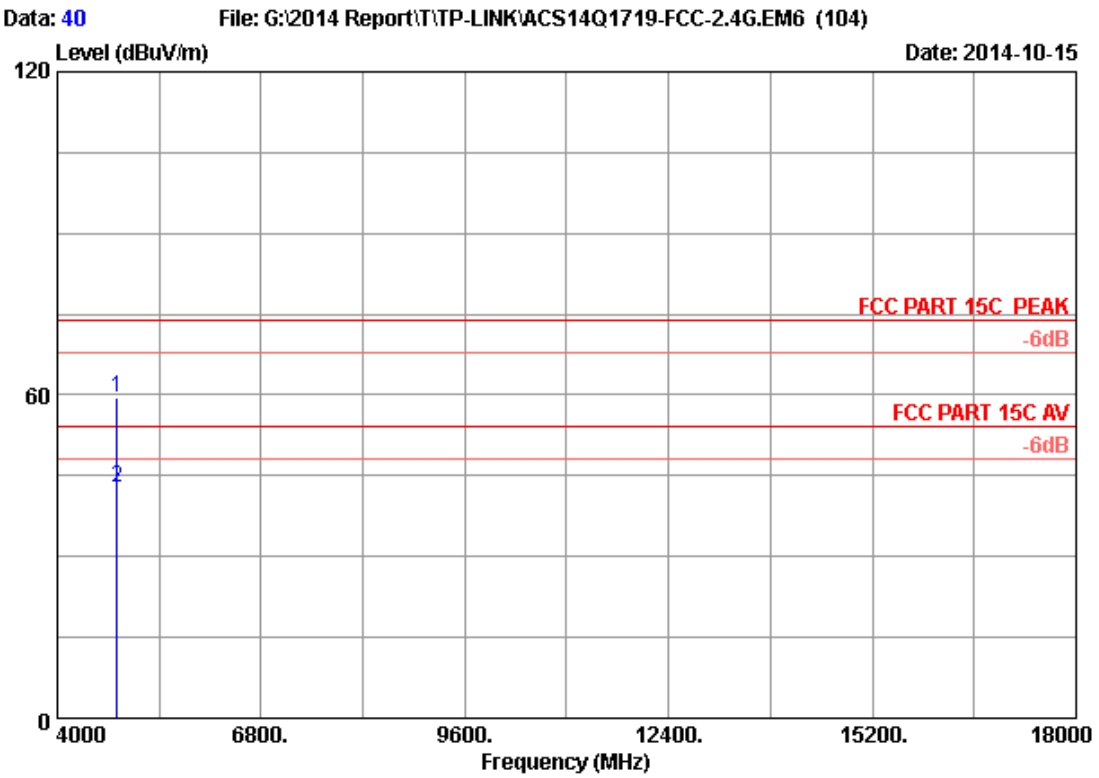

Site no. : 3m Chamber Data no. : 40
Dis. / Ant. : 3m 2014 3115 (4580) Ant. pol. : VERTICAL
Limit : FCC PART 15C PEAK
Env. / Ins. : 24*C/56% Engineer : Leo-Li
EUT : AC1750 Wireless Dual Band PCI Express Adapter
Power rating : DC 12V&3.3V Via PC Input AC 120V/60Hz
Test Mode : IEEE802.11nHT20 CH1 2412MHz Tx
M/N : Archer T8E

No.	Freq. (MHz)	Ant. Factor (dB/m)	Cable Loss (dB)	AMP factor (dB)	Reading (dBuV)	Emission Level (dBuV/m)	Limits (dBuV/m)	Margin (dB)	Remark
1	4824.000	32.88	8.58	35.70	53.72	59.48	74.00	14.52	Peak
2	4824.000	32.88	8.58	35.70	36.96	42.72	54.00	11.28	Average

Remarks: 1. Emission Level= Antenna Factor + Cable Loss + Reading -Amp Factor
2. The emission levels that are 20dB below the official limit are not reported.

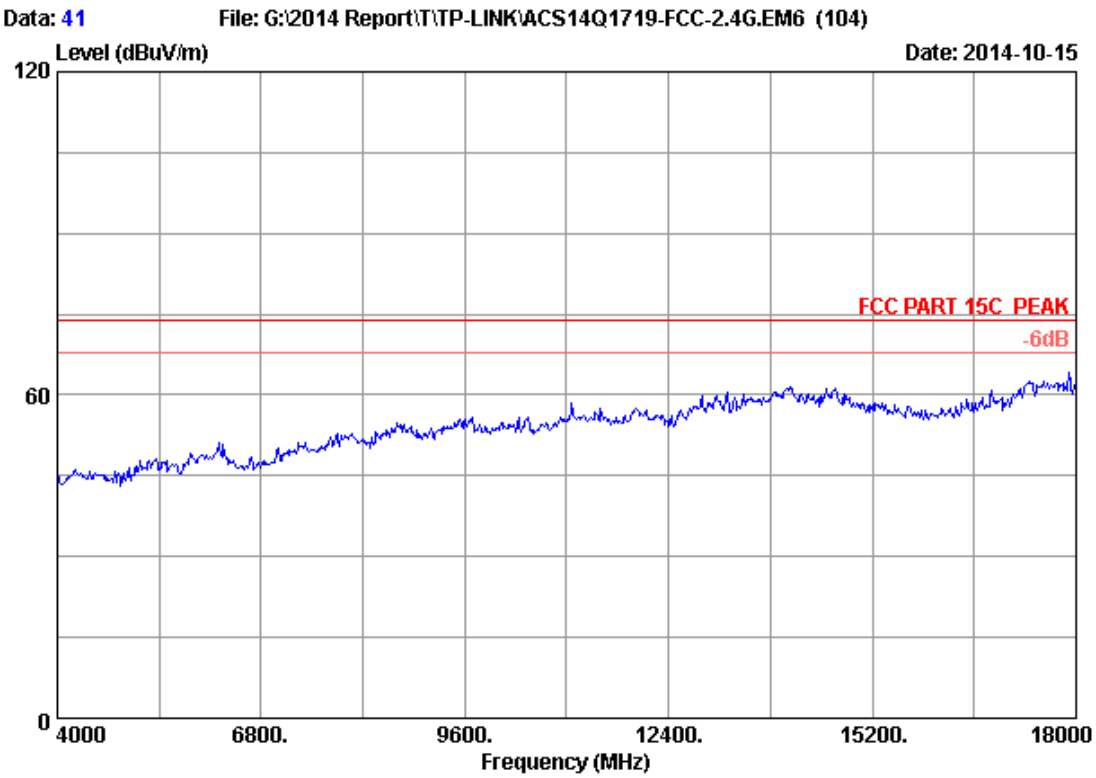


```
Site no.      : 3m Chamber                        Data no.  : 41
Dis. / Ant.   : 3m   2014 3115 (4580)        Ant. pol. : HORIZONTAL
Limit         : FCC PART 15C  PEAK
Env. / Ins.   : 24*C/56%                     Engineer  : Leo-Li
EUT           : AC1750 Wireless Dual Band PCI Express
                Adapter
Power rating  : DC 12V&3.3V Via PC Input AC 120V/60Hz
Test Mode     : IEEE802.11nHT20  CH1  2412MHz   Tx
M/N           : Archer T8E
```

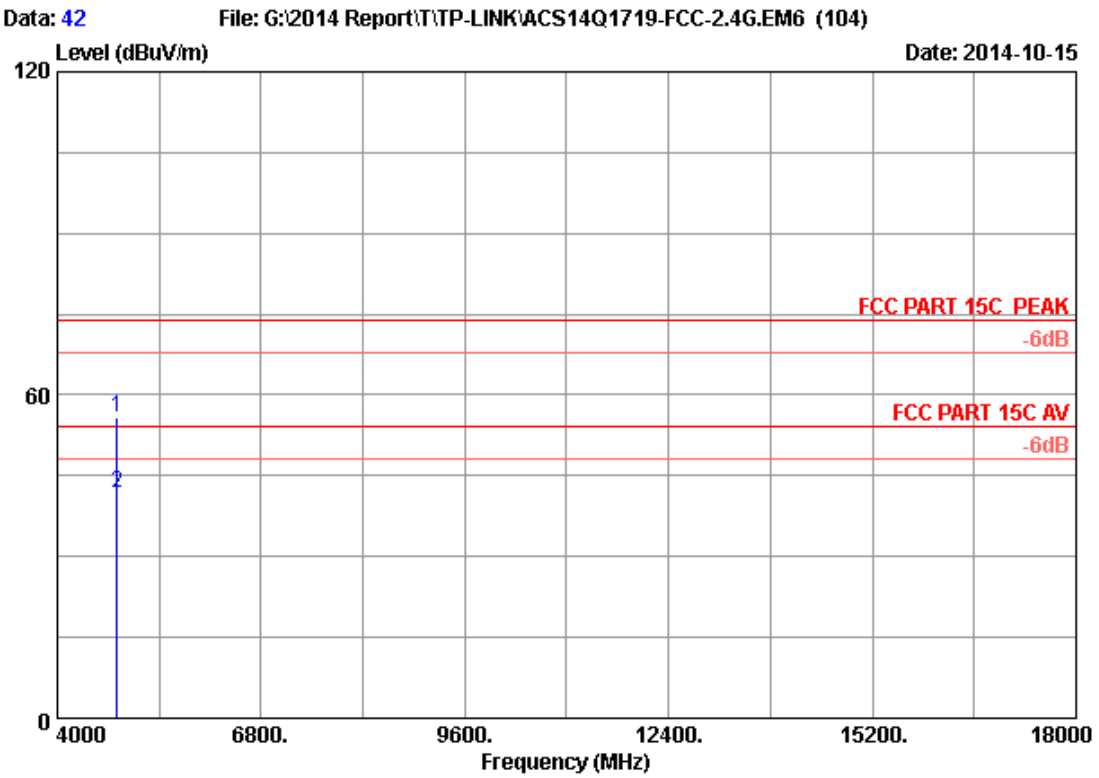

Site no. : 3m Chamber Data no. : 42
Dis. / Ant. : 3m 2014 3115 (4580) Ant. pol. : HORIZONTAL
Limit : FCC PART 15C PEAK
Env. / Ins. : 24*C/56% Engineer : Leo-Li
EUT : AC1750 Wireless Dual Band PCI Express Adapter
Power rating : DC 12V&3.3V Via PC Input AC 120V/60Hz
Test Mode : IEEE802.11nHT20 CH1 2412MHz Tx
M/N : Archer T8E

No.	Freq. (MHz)	Ant. Factor (dB/m)	Cable Loss (dB)	AMP factor (dB)	Reading (dBuV)	Emission Level (dBuV/m)	Limits (dBuV/m)	Margin (dB)	Remark
1	4824.000	32.88	8.58	35.70	50.14	55.90	74.00	18.10	Peak
2	4824.000	32.88	8.58	35.70	36.05	41.81	54.00	12.19	Average

Remarks: 1. Emission Level= Antenna Factor + Cable Loss + Reading -Amp Factor
2. The emission levels that are 20dB below the official limit are not reported.

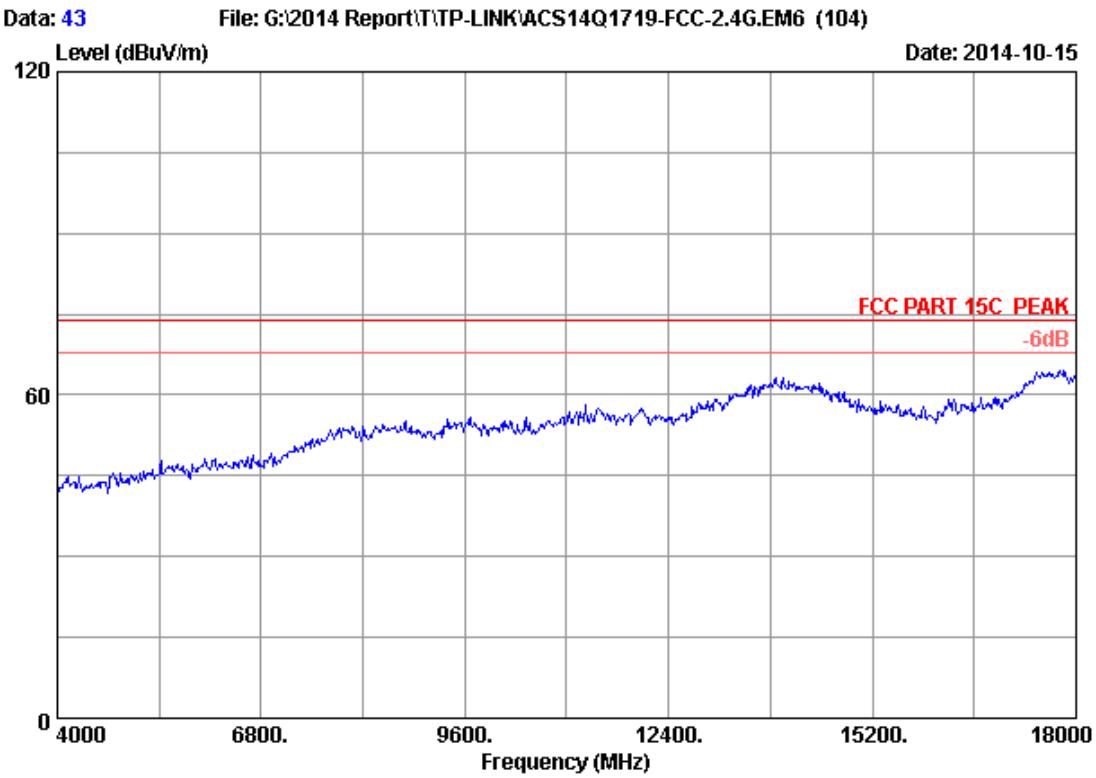


```
Site no.      : 3m Chamber                        Data no.  : 43
Dis. / Ant.   : 3m   2014 3115 (4580)        Ant. pol. : VERTICAL
Limit         : FCC PART 15C  PEAK
Env. / Ins.   : 24*C/56%                     Engineer  : Leo-Li
EUT           : AC1750 Wireless Dual Band PCI Express
                Adapter
Power rating  : DC 12V&3.3V Via PC Input AC 120V/60Hz
Test Mode     : IEEE802.11nHT20  CH6  2437MHz   Tx
M/N           : Archer T8E
```

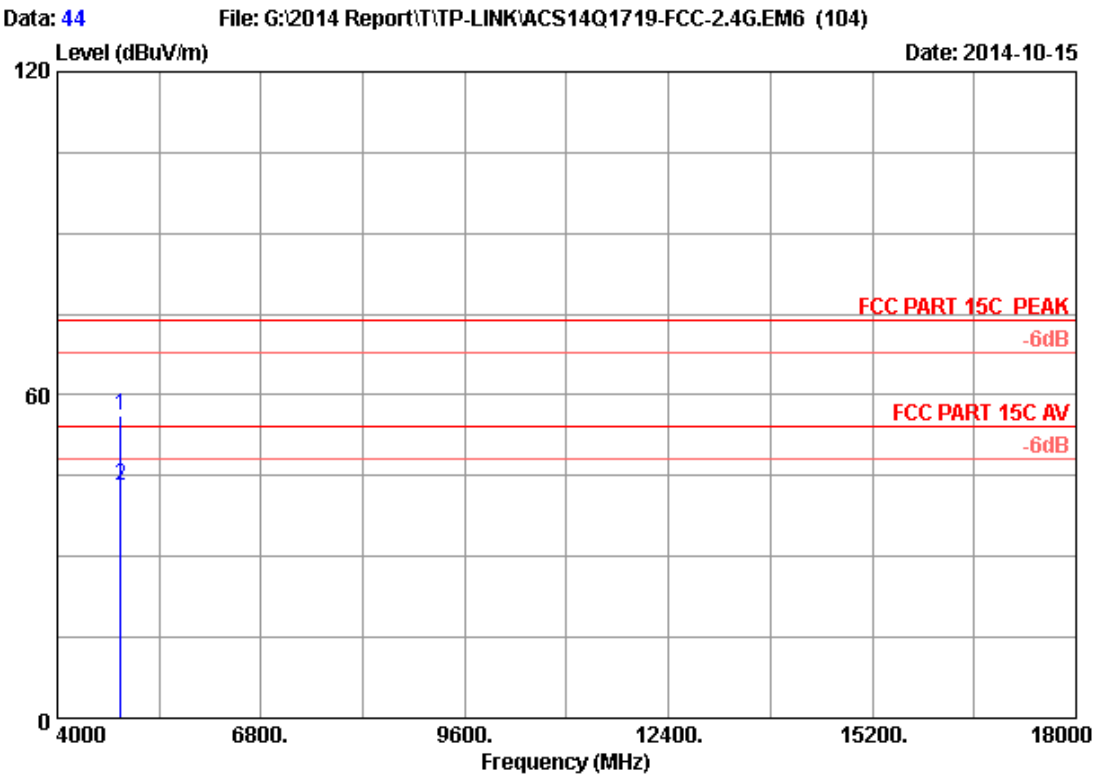

Site no. : 3m Chamber Data no. : 44
Dis. / Ant. : 3m 2014 3115 (4580) Ant. pol. : VERTICAL
Limit : FCC PART 15C PEAK
Env. / Ins. : 24*C/56% Engineer : Leo-Li
EUT : AC1750 Wireless Dual Band PCI Express Adapter
Power rating : DC 12V&3.3V Via PC Input AC 120V/60Hz
Test Mode : IEEE802.11nHT20 CH6 2437MHz Tx
M/N : Archer T8E

No.	Freq. (MHz)	Ant. Factor (dB/m)	Cable Loss (dB)	AMP factor (dB)	Reading (dBuV)	Emission Level (dBuV/m)	Limits (dBuV/m)	Margin (dB)	Remark
1	4874.000	32.97	8.63	35.70	50.22	56.12	74.00	17.88	Peak
2	4874.000	32.97	8.63	35.70	37.26	43.16	54.00	10.84	Average

Remarks: 1. Emission Level= Antenna Factor + Cable Loss + Reading -Amp Factor
2. The emission levels that are 20dB below the official limit are not reported.

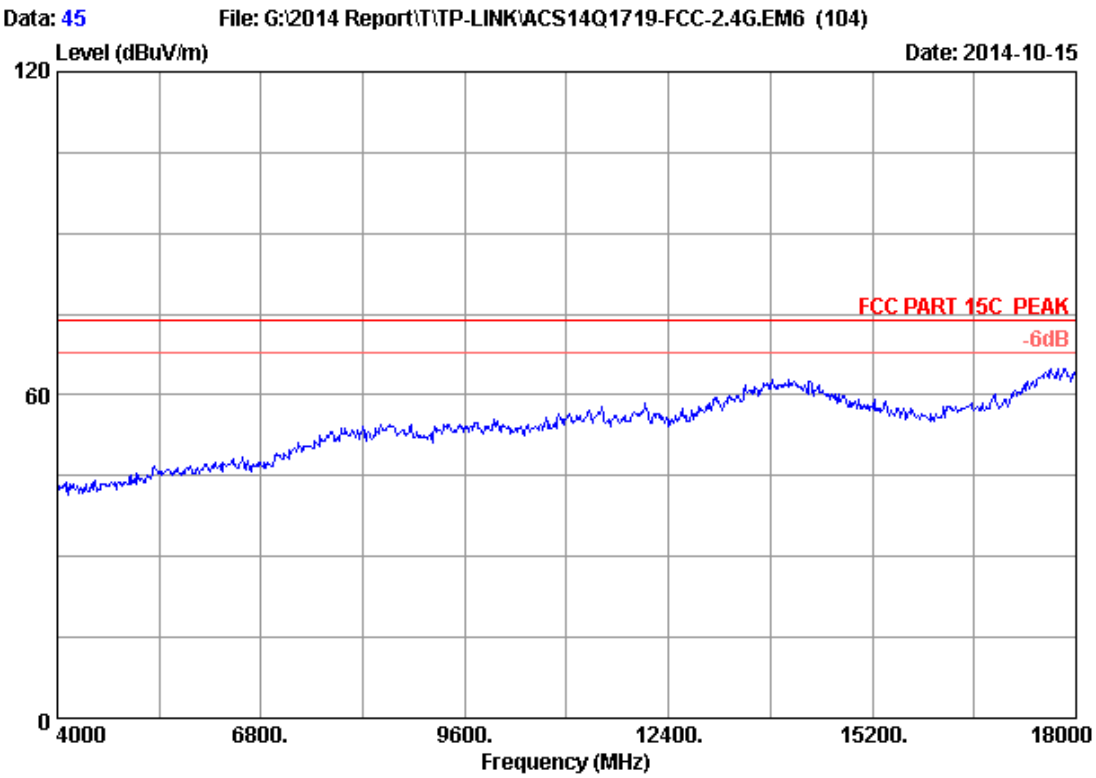


```
Site no.      : 3m Chamber                        Data no.  : 45
Dis. / Ant.   : 3m   2014 3115 (4580)        Ant. pol. : HORIZONTAL
Limit         : FCC PART 15C  PEAK
Env. / Ins.   : 24*C/56%                     Engineer  : Leo-Li
EUT           : AC1750 Wireless Dual Band PCI Express
                Adapter
Power rating  : DC 12V&3.3V Via PC Input AC 120V/60Hz
Test Mode     : IEEE802.11nHT20  CH6  2437MHz   Tx
M/N           : Archer T8E
```

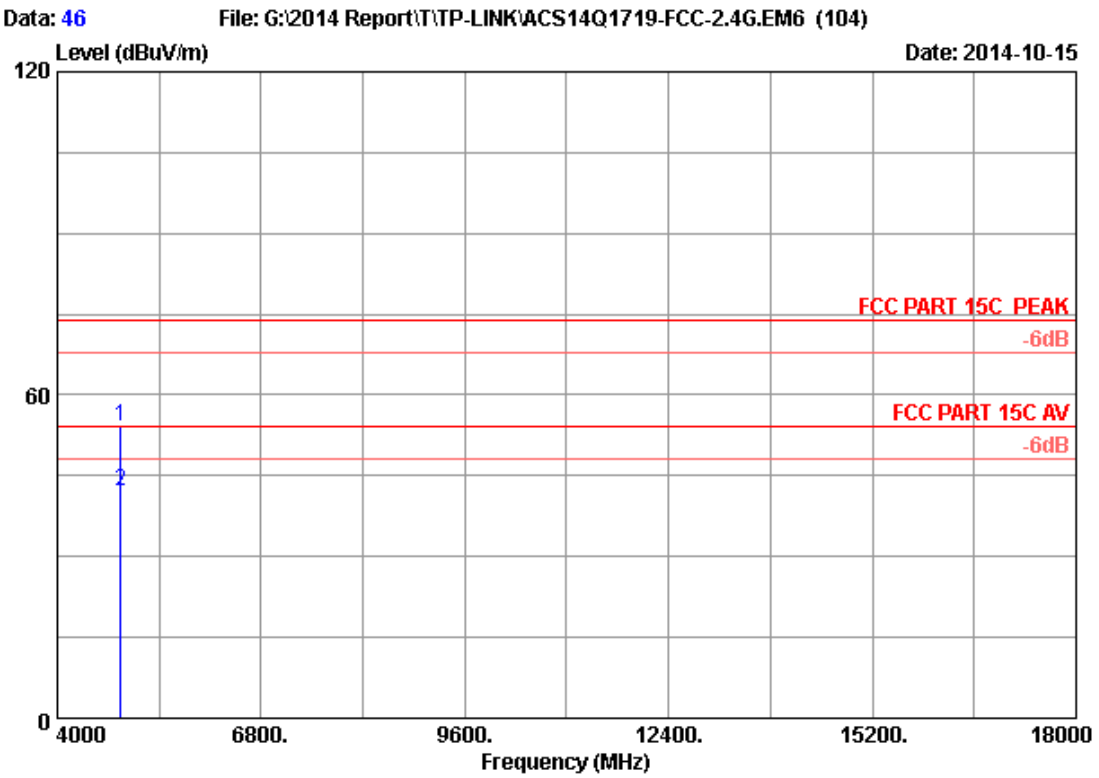

Site no. : 3m Chamber Data no. : 46
Dis. / Ant. : 3m 2014 3115 (4580) Ant. pol. : HORIZONTAL
Limit : FCC PART 15C PEAK
Env. / Ins. : 24*C/56% Engineer : Leo-Li
EUT : AC1750 Wireless Dual Band PCI Express Adapter
Power rating : DC 12V&3.3V Via PC Input AC 120V/60Hz
Test Mode : IEEE802.11nHT20 CH6 2437MHz Tx
M/N : Archer T8E

No.	Freq. (MHz)	Ant. Factor (dB/m)	Cable Loss (dB)	AMP factor (dB)	Reading (dBuV)	Emission Level (dBuV/m)	Limits (dBuV/m)	Margin (dB)	Remark
1	4874.000	32.97	8.63	35.70	48.35	54.25	74.00	19.75	Peak
2	4874.000	32.97	8.63	35.70	36.30	42.20	54.00	11.80	Average

Remarks: 1. Emission Level= Antenna Factor + Cable Loss + Reading -Amp Factor
2. The emission levels that are 20dB below the official limit are not reported.

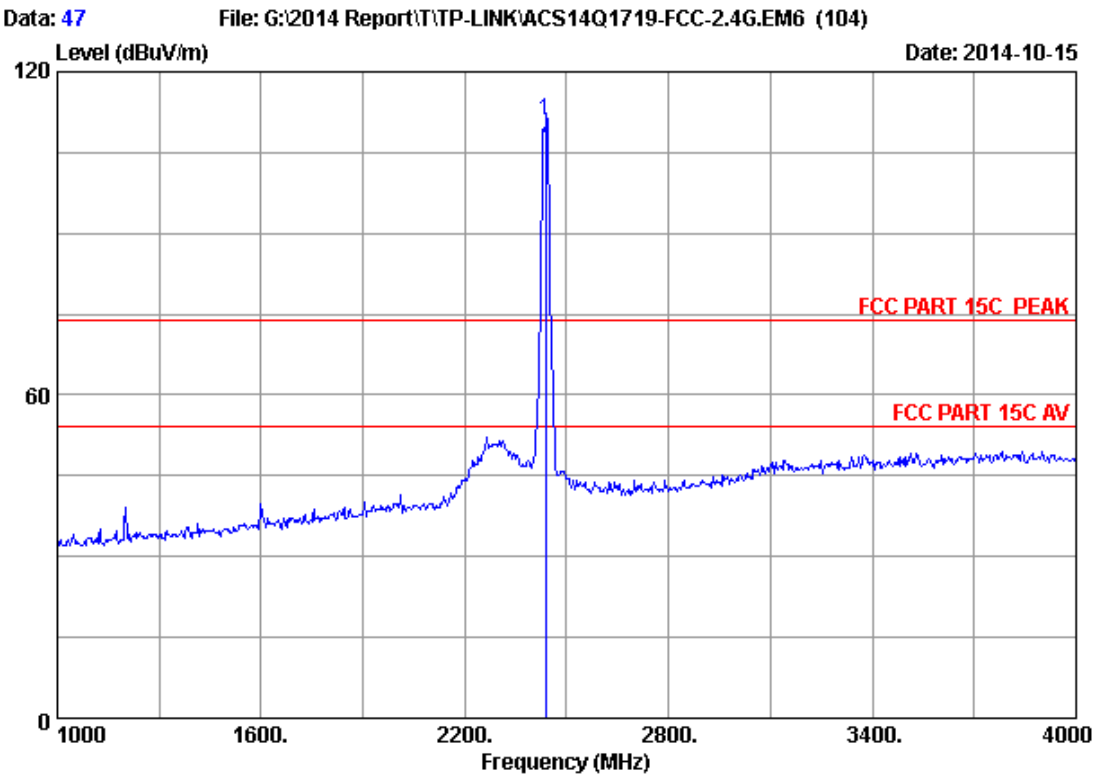

Site no. : 3m Chamber Data no. : 47
Dis. / Ant. : 3m 2014 3115 (4580) Ant. pol. : VERTICAL
Limit : FCC PART 15C PEAK
Env. / Ins. : 24*C/56% Engineer : Leo-Li
EUT : AC1750 Wireless Dual Band PCI Express Adapter
Power rating : DC 12V&3.3V Via PC Input AC 120V/60Hz
Test Mode : IEEE802.11nHT20 CH6 2437MHz Tx
M/N : Archer T8E

No.	Freq. (MHz)	Ant. Factor (dB/m)	Cable Loss (dB)	AMP factor (dB)	Reading (dBuV)	Emission Level (dBuV/m)	Limits (dBuV/m)	Margin (dB)	Remark
1	2437.000	28.26	5.85	35.70	112.46	110.87	74.00	-36.87	Peak

Remarks: 1. Emission Level= Antenna Factor + Cable Loss + Reading -Amp Factor
2. The emission levels that are 20dB below the official limit are not reported.

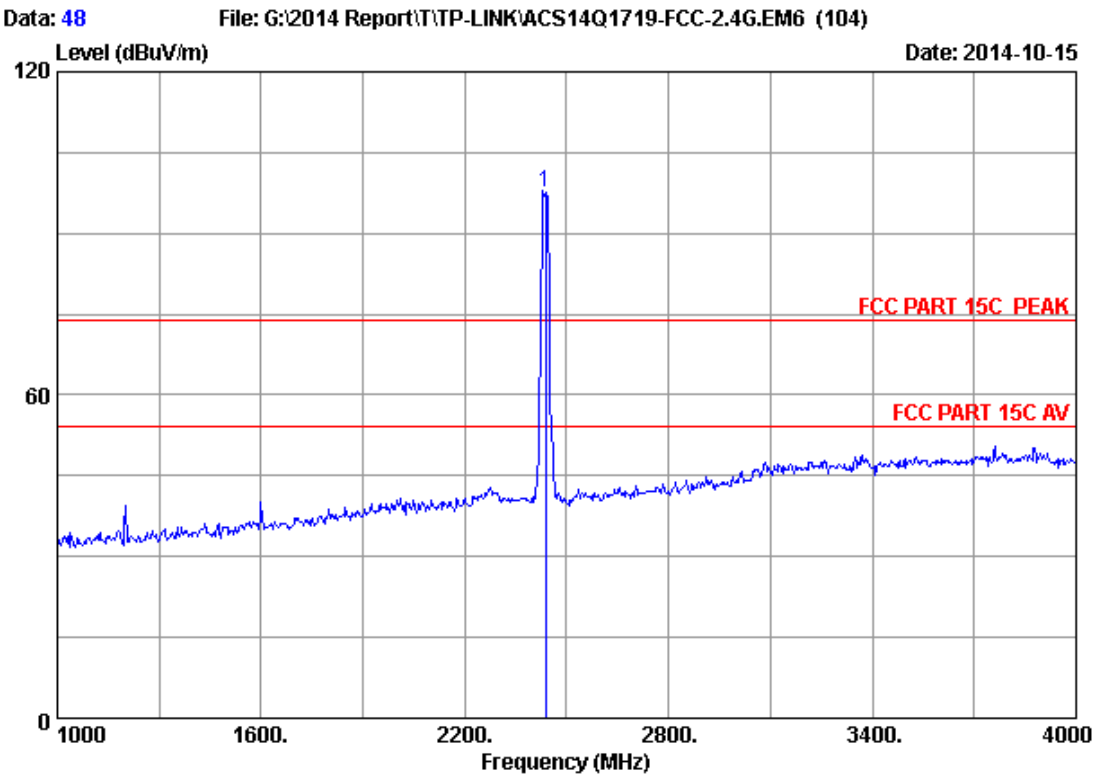

Site no. : 3m Chamber Data no. : 48
Dis. / Ant. : 3m 2014 3115 (4580) Ant. pol. : HORIZONTAL
Limit : FCC PART 15C PEAK
Env. / Ins. : 24*C/56% Engineer : Leo-Li
EUT : AC1750 Wireless Dual Band PCI Express Adapter
Power rating : DC 12V&3.3V Via PC Input AC 120V/60Hz
Test Mode : IEEE802.11nHT20 CH6 2437MHz Tx
M/N : Archer T8E

No.	Freq. (MHz)	Ant. Factor (dB/m)	Cable Loss (dB)	AMP factor (dB)	Reading (dBuV)	Emission Level (dBuV/m)	Limits (dBuV/m)	Margin (dB)	Remark
1	2437.000	28.26	5.85	35.70	99.19	97.60	74.00	-23.60	Peak

Remarks: 1. Emission Level= Antenna Factor + Cable Loss + Reading -Amp Factor
2. The emission levels that are 20dB below the official limit are not reported.

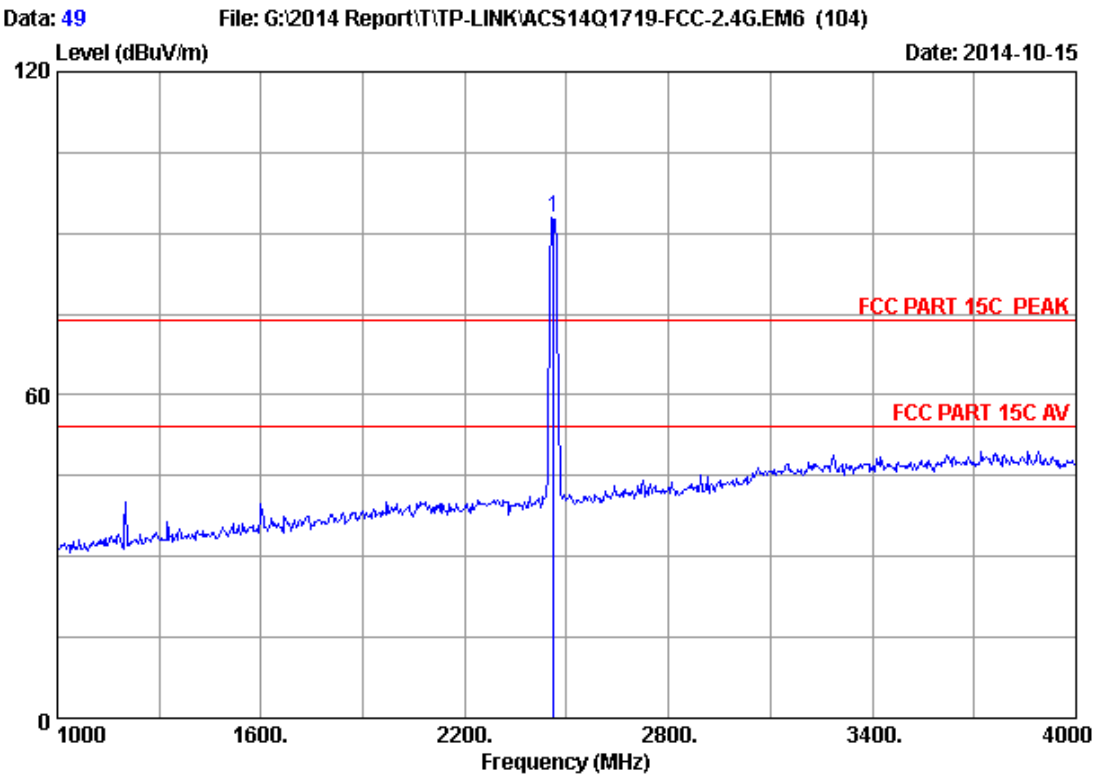

Site no. : 3m Chamber Data no. : 49
Dis. / Ant. : 3m 2014 3115 (4580) Ant. pol. : HORIZONTAL
Limit : FCC PART 15C PEAK
Env. / Ins. : 24*C/56% Engineer : Leo-Li
EUT : AC1750 Wireless Dual Band PCI Express Adapter
Power rating : DC 12V&3.3V Via PC Input AC 120V/60Hz
Test Mode : IEEE802.11nHT20 CH11 2462MHz Tx
M/N : Archer T8E

No.	Freq. (MHz)	Ant. Factor (dB/m)	Cable Loss (dB)	AMP factor (dB)	Reading (dBuV)	Emission Level (dBuV/m)	Limits (dBuV/m)	Margin (dB)	Remark
1	2462.000	28.32	5.89	35.70	94.35	92.86	74.00	-18.86	Peak

Remarks: 1. Emission Level= Antenna Factor + Cable Loss + Reading -Amp Factor
2. The emission levels that are 20dB below the official limit are not reported.

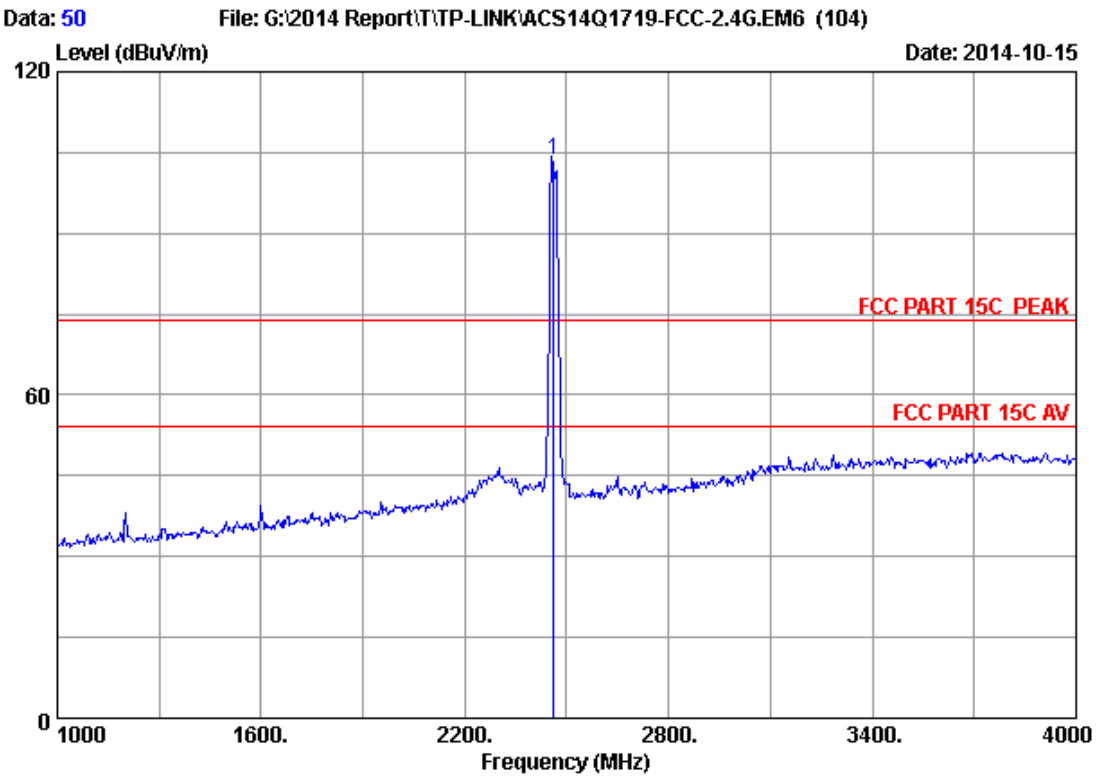

Site no. : 3m Chamber Data no. : 50
Dis. / Ant. : 3m 2014 3115 (4580) Ant. pol. : VERTICAL
Limit : FCC PART 15C PEAK
Env. / Ins. : 24*C/56% Engineer : Leo-Li
EUT : AC1750 Wireless Dual Band PCI Express Adapter
Power rating : DC 12V&3.3V Via PC Input AC 120V/60Hz
Test Mode : IEEE802.11nHT20 CH11 2462MHz Tx
M/N : Archer T8E

No.	Freq. (MHz)	Ant. Factor (dB/m)	Cable Loss (dB)	AMP factor (dB)	Reading (dBuV)	Emission Level (dBuV/m)	Limits (dBuV/m)	Margin (dB)	Remark
1	2462.000	28.32	5.89	35.70	104.95	103.46	74.00	-29.46	Peak

Remarks: 1. Emission Level= Antenna Factor + Cable Loss + Reading -Amp Factor
2. The emission levels that are 20dB below the official limit are not reported.

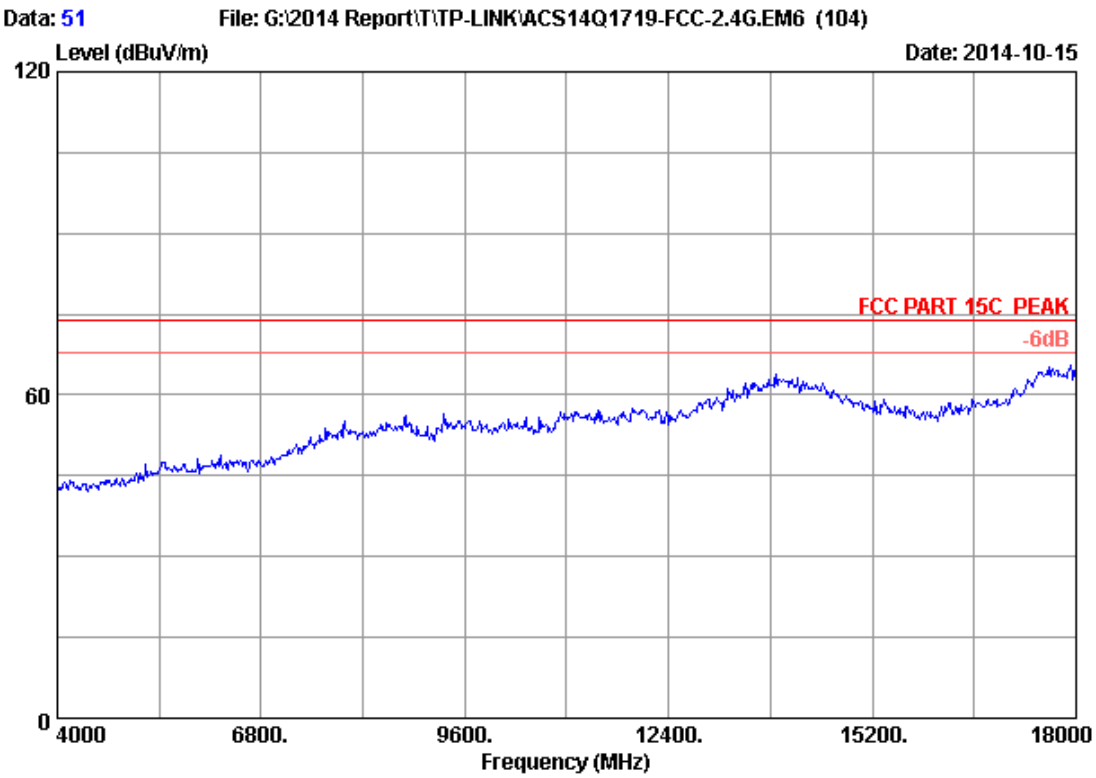


```
Site no.      : 3m Chamber                        Data no.  : 51
Dis. / Ant.   : 3m   2014 3115 (4580)        Ant. pol. : VERTICAL
Limit         : FCC PART 15C  PEAK
Env. / Ins.   : 24*C/56%                     Engineer  : Leo-Li
EUT           : AC1750 Wireless Dual Band PCI Express
                Adapter
Power rating  : DC 12V&3.3V Via PC Input AC 120V/60Hz
Test Mode     : IEEE802.11nHT20  CH11  2462MHz   Tx
M/N           : Archer T8E
```

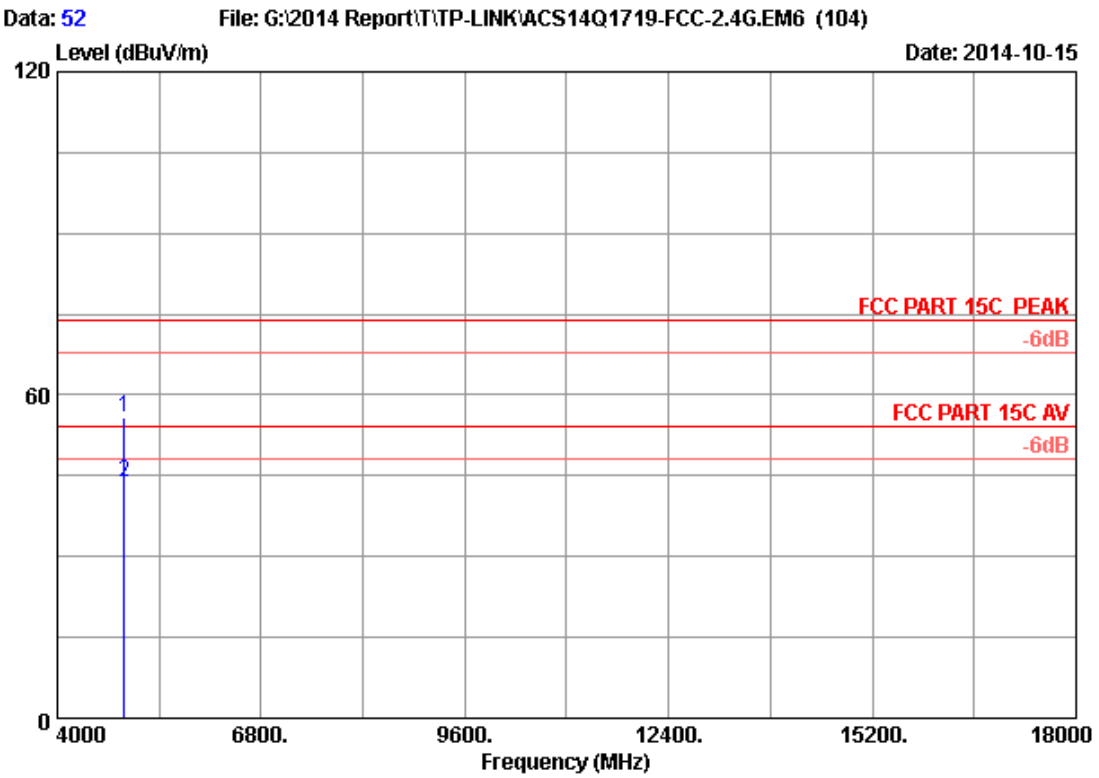

Site no. : 3m Chamber Data no. : 52
Dis. / Ant. : 3m 2014 3115 (4580) Ant. pol. : VERTICAL
Limit : FCC PART 15C PEAK
Env. / Ins. : 24*C/56% Engineer : Leo-Li
EUT : AC1750 Wireless Dual Band PCI Express Adapter
Power rating : DC 12V&3.3V Via PC Input AC 120V/60Hz
Test Mode : IEEE802.11nHT20 CH11 2462MHz Tx
M/N : Archer T8E

No.	Freq. (MHz)	Ant. Factor (dB/m)	Cable Loss (dB)	AMP factor (dB)	Reading (dBuV)	Emission Level (dBuV/m)	Limits (dBuV/m)	Margin (dB)	Remark
1	4924.000	33.06	8.69	35.70	49.91	55.96	74.00	18.04	Peak
2	4924.000	33.06	8.69	35.70	37.73	43.78	54.00	10.22	Average

Remarks: 1. Emission Level= Antenna Factor + Cable Loss + Reading -Amp Factor
2. The emission levels that are 20dB below the official limit are not reported.

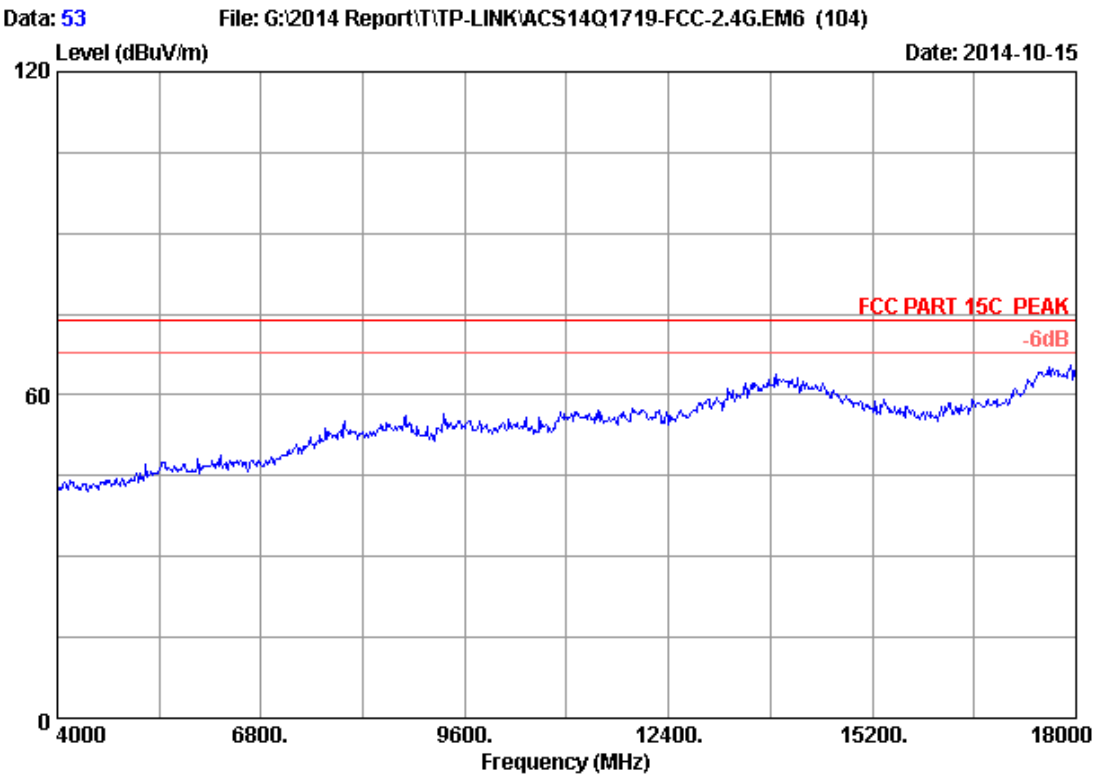


```
Site no.      : 3m Chamber                        Data no.  : 53
Dis. / Ant.   : 3m   2014 3115 (4580)        Ant. pol. : HORIZONTAL
Limit         : FCC PART 15C  PEAK
Env. / Ins.   : 24*C/56%                     Engineer  : Leo-Li
EUT           : AC1750 Wireless Dual Band PCI Express
                Adapter
Power rating  : DC 12V&3.3V Via PC Input AC 120V/60Hz
Test Mode     : IEEE802.11nHT20  CH11  2462MHz   Tx
M/N           : Archer T8E
```

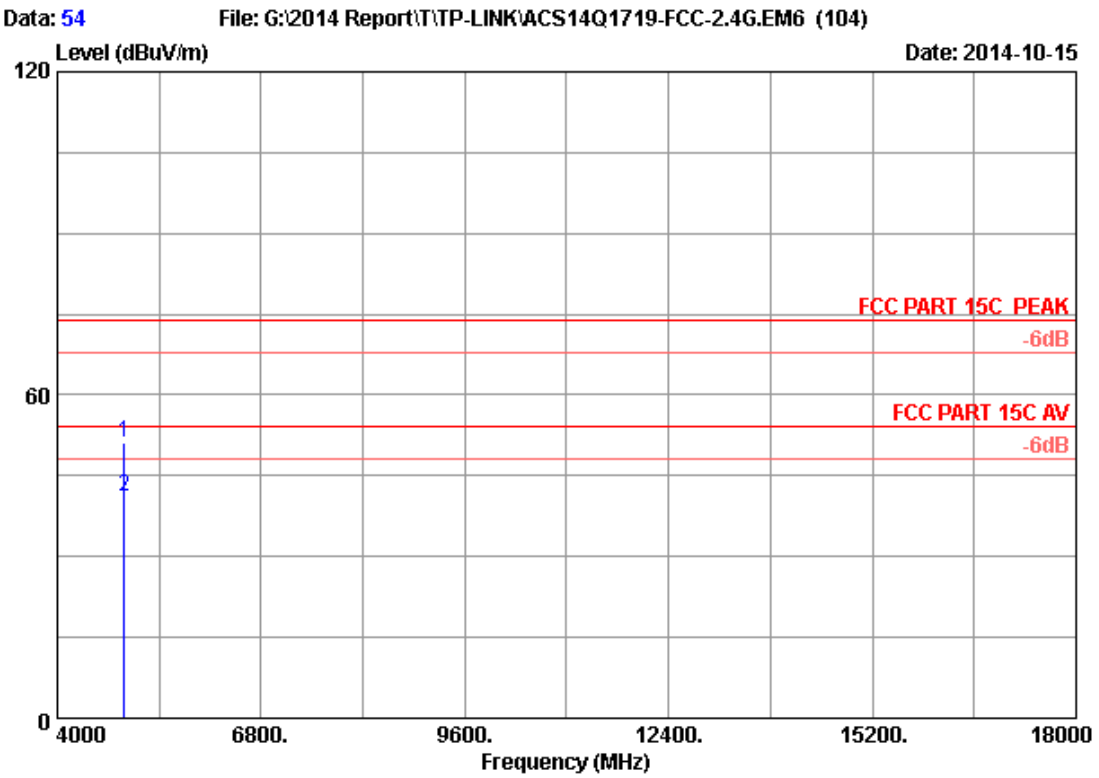

Site no. : 3m Chamber Data no. : 54
Dis. / Ant. : 3m 2014 3115 (4580) Ant. pol. : HORIZONTAL
Limit : FCC PART 15C PEAK
Env. / Ins. : 24*C/56% Engineer : Leo-Li
EUT : AC1750 Wireless Dual Band PCI Express Adapter
Power rating : DC 12V&3.3V Via PC Input AC 120V/60Hz
Test Mode : IEEE802.11nHT20 CH11 2462MHz Tx
M/N : Archer T8E

No.	Freq. (MHz)	Ant. Factor (dB/m)	Cable Loss (dB)	AMP factor (dB)	Reading (dBuV)	Emission Level (dBuV/m)	Limits (dBuV/m)	Margin (dB)	Remark
1	4924.000	33.06	8.69	35.70	45.26	51.31	74.00	22.69	Peak
2	4924.000	33.06	8.69	35.70	35.15	41.20	54.00	12.80	Average

Remarks: 1. Emission Level= Antenna Factor + Cable Loss + Reading -Amp Factor
2. The emission levels that are 20dB below the official limit are not reported.

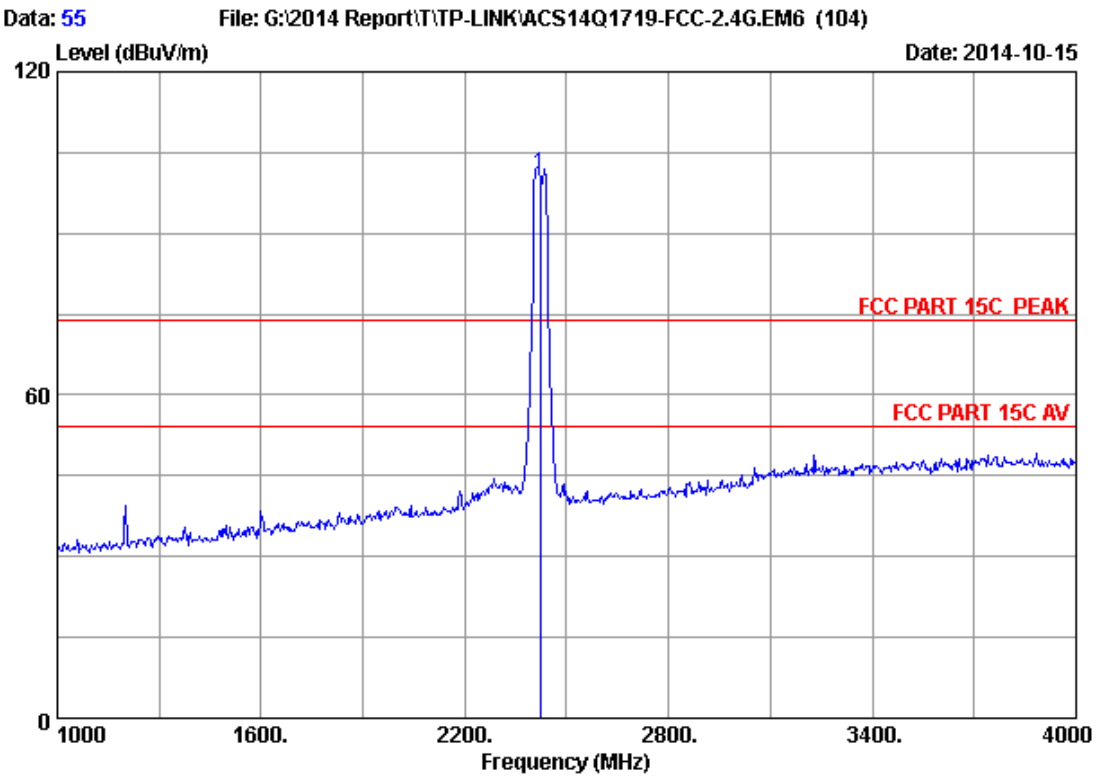

Site no. : 3m Chamber Data no. : 55
Dis. / Ant. : 3m 2014 3115 (4580) Ant. pol. : VERTICAL
Limit : FCC PART 15C PEAK
Env. / Ins. : 24*C/56% Engineer : Leo-Li
EUT : AC1750 Wireless Dual Band PCI Express Adapter
Power rating : DC 12V&3.3V Via PC Input AC 120V/60Hz
Test Mode : IEEE802.11nHT40 CH3 2422MHz Tx
M/N : Archer T8E

No.	Freq. (MHz)	Ant. Factor (dB/m)	Cable Loss (dB)	AMP factor (dB)	Reading (dBuV)	Emission Level (dBuV/m)	Limits (dBuV/m)	Margin (dB)	Remark
1	2422.000	28.23	5.83	35.70	102.68	101.04	74.00	-27.04	Peak

Remarks: 1. Emission Level= Antenna Factor + Cable Loss + Reading -Amp Factor
2. The emission levels that are 20dB below the official limit are not reported.

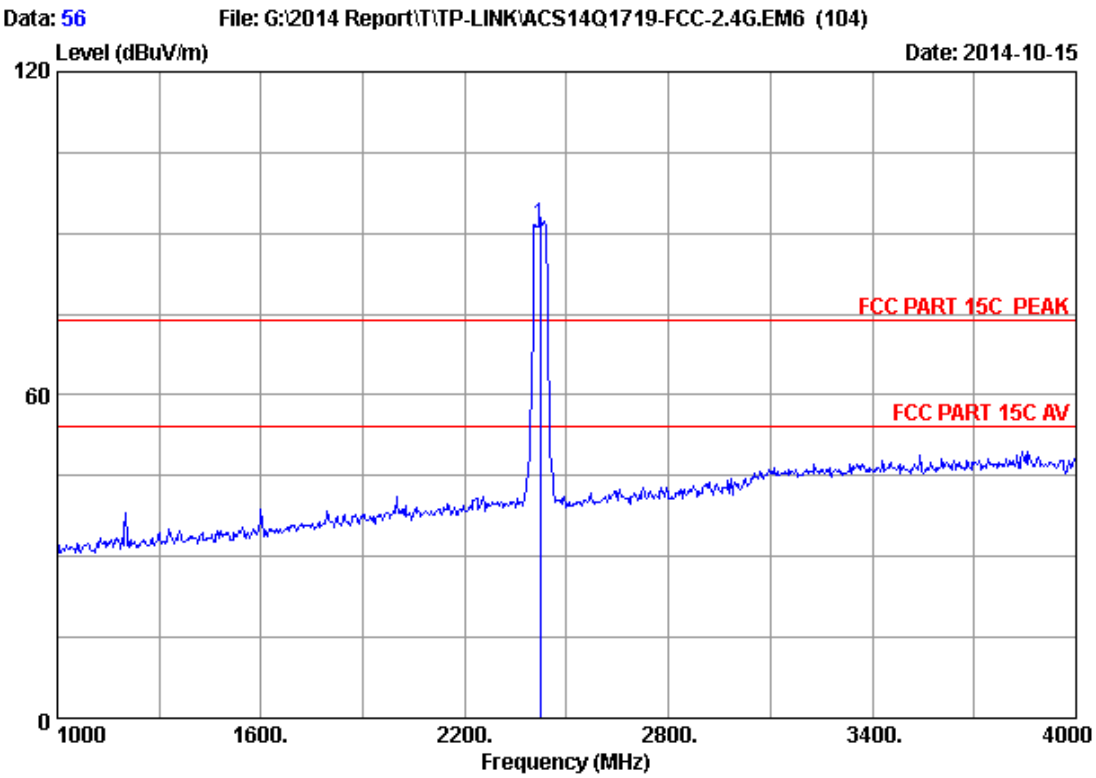

Site no. : 3m Chamber Data no. : 56
Dis. / Ant. : 3m 2014 3115 (4580) Ant. pol. : HORIZONTAL
Limit : FCC PART 15C PEAK
Env. / Ins. : 24*C/56% Engineer : Leo-Li
EUT : AC1750 Wireless Dual Band PCI Express Adapter
Power rating : DC 12V&3.3V Via PC Input AC 120V/60Hz
Test Mode : IEEE802.11nHT40 CH3 2422MHz Tx
M/N : Archer T8E

No.	Freq. (MHz)	Ant. Factor (dB/m)	Cable Loss (dB)	AMP factor (dB)	Reading (dBuV)	Emission Level (dBuV/m)	Limits (dBuV/m)	Margin (dB)	Remark
1	2422.000	28.23	5.83	35.70	93.34	91.70	74.00	-17.70	Peak

Remarks: 1. Emission Level= Antenna Factor + Cable Loss + Reading -Amp Factor
2. The emission levels that are 20dB below the official limit are not reported.

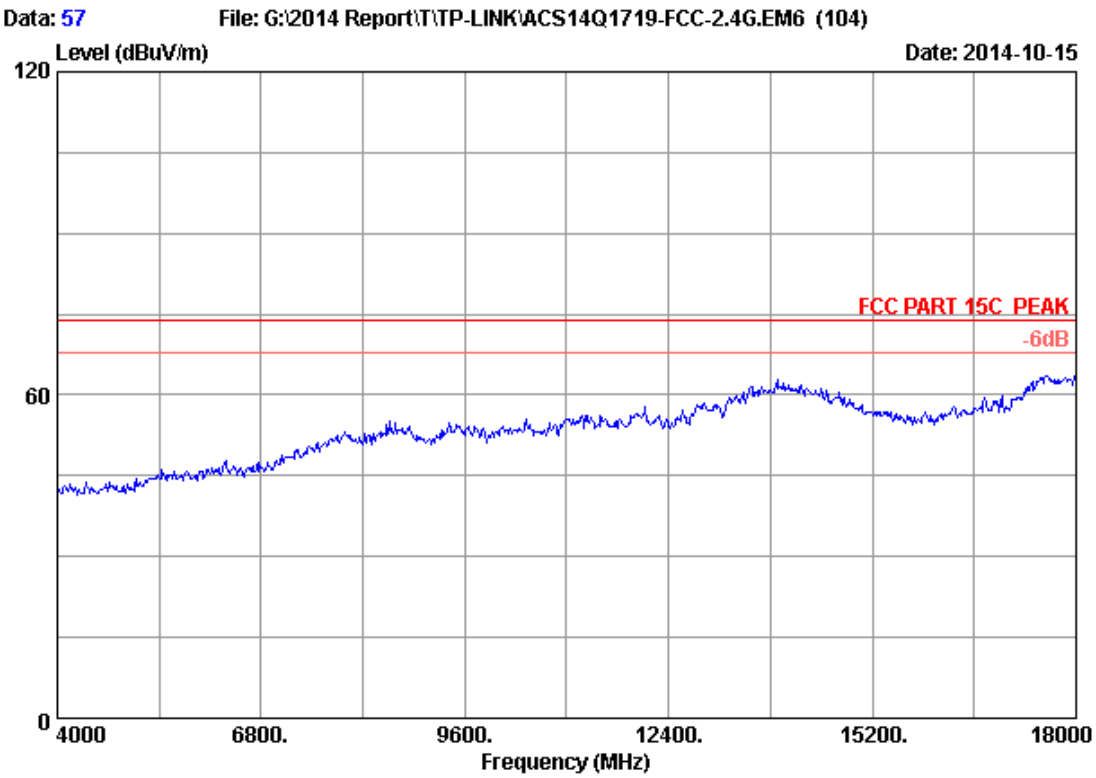


```
Site no.      : 3m Chamber                        Data no.  : 57
Dis. / Ant.   : 3m   2014 3115 (4580)        Ant. pol. : HORIZONTAL
Limit         : FCC PART 15C  PEAK
Env. / Ins.   : 24*C/56%                     Engineer  : Leo-Li
EUT           : AC1750 Wireless Dual Band PCI Express
                Adapter
Power rating  : DC 12V&3.3V Via PC Input AC 120V/60Hz
Test Mode     : IEEE802.11nHT40  CH3  2422MHz   Tx
M/N           : Archer T8E
```

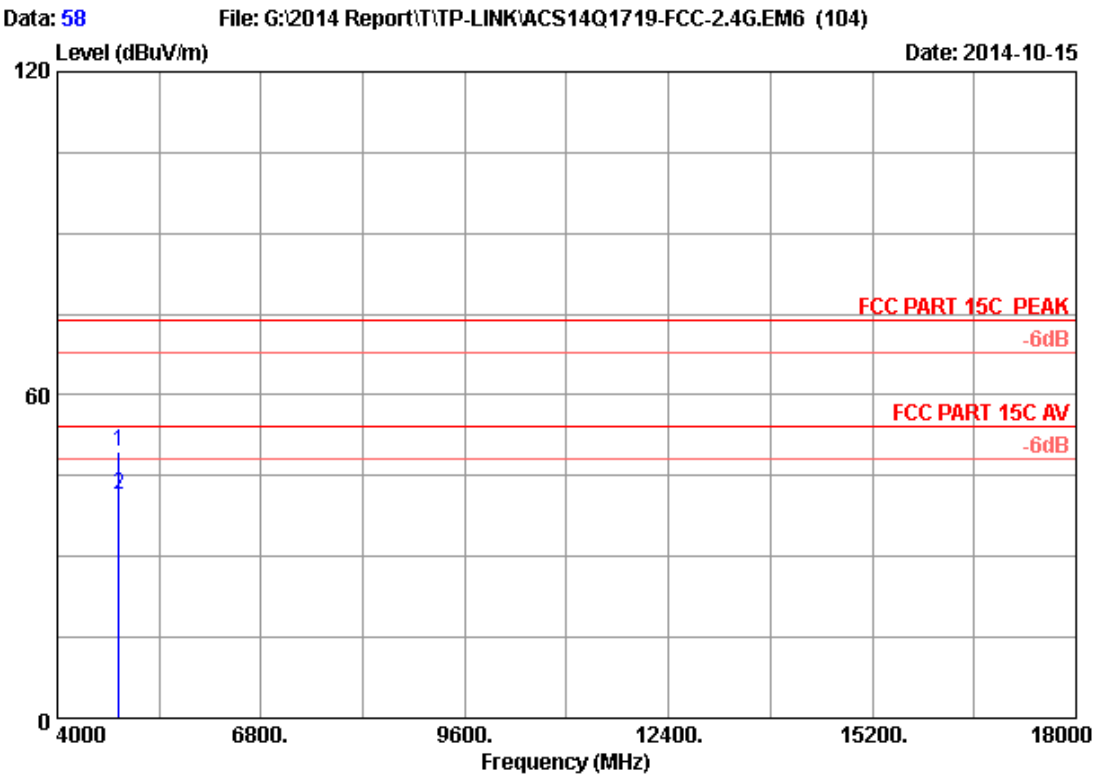

Site no. : 3m Chamber Data no. : 58
Dis. / Ant. : 3m 2014 3115 (4580) Ant. pol. : HORIZONTAL
Limit : FCC PART 15C PEAK
Env. / Ins. : 24*C/56% Engineer : Leo-Li
EUT : AC1750 Wireless Dual Band PCI Express Adapter
Power rating : DC 12V&3.3V Via PC Input AC 120V/60Hz
Test Mode : IEEE802.11nHT40 CH3 2422MHz Tx
M/N : Archer T8E

No.	Freq. (MHz)	Ant. Factor (dB/m)	Cable Loss (dB)	AMP factor (dB)	Reading (dBuV)	Emission Level (dBuV/m)	Limits (dBuV/m)	Margin (dB)	Remark
1	4844.000	32.92	8.60	35.70	43.57	49.39	74.00	24.61	Peak
2	4844.000	32.92	8.60	35.70	35.65	41.47	54.00	12.53	Average

Remarks: 1. Emission Level= Antenna Factor + Cable Loss + Reading -Amp Factor
2. The emission levels that are 20dB below the official limit are not reported.

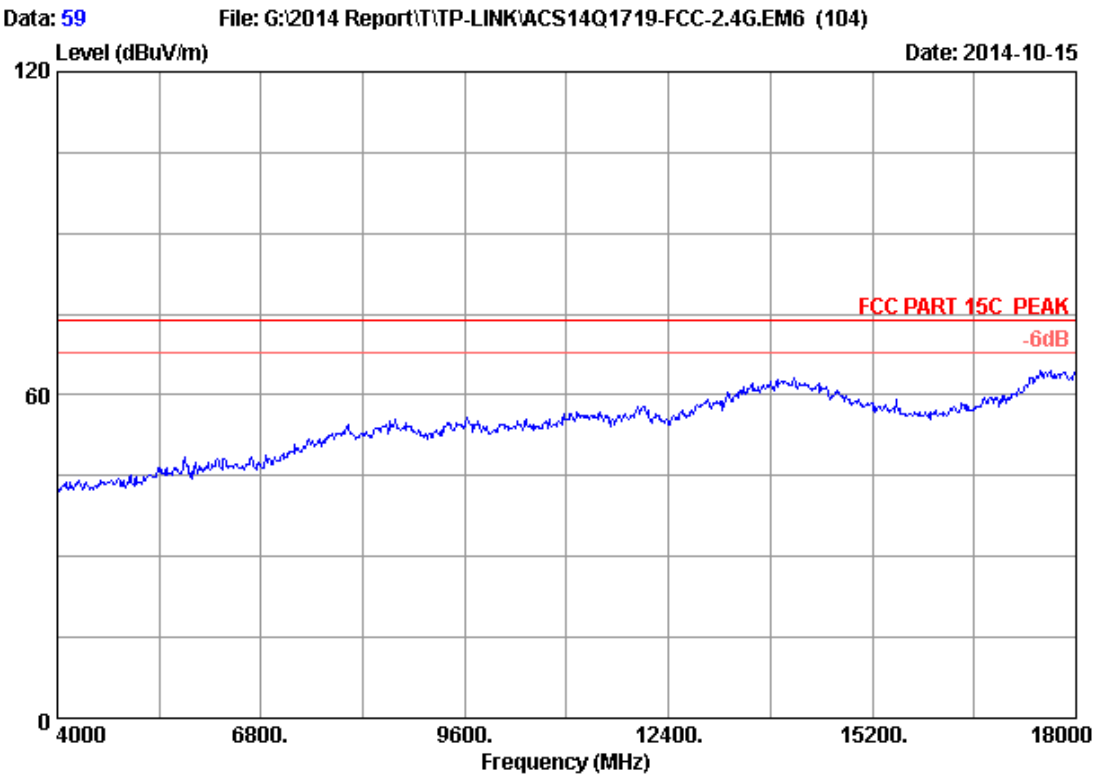


```
Site no.      : 3m Chamber                        Data no.  : 59
Dis. / Ant.   : 3m   2014 3115 (4580)        Ant. pol. : VERTICAL
Limit         : FCC PART 15C  PEAK
Env. / Ins.   : 24*C/56%                     Engineer  : Leo-Li
EUT           : AC1750 Wireless Dual Band PCI Express
                Adapter
Power rating  : DC 12V&3.3V Via PC Input AC 120V/60Hz
Test Mode     : IEEE802.11nHT40  CH3  2422MHz   Tx
M/N           : Archer T8E
```

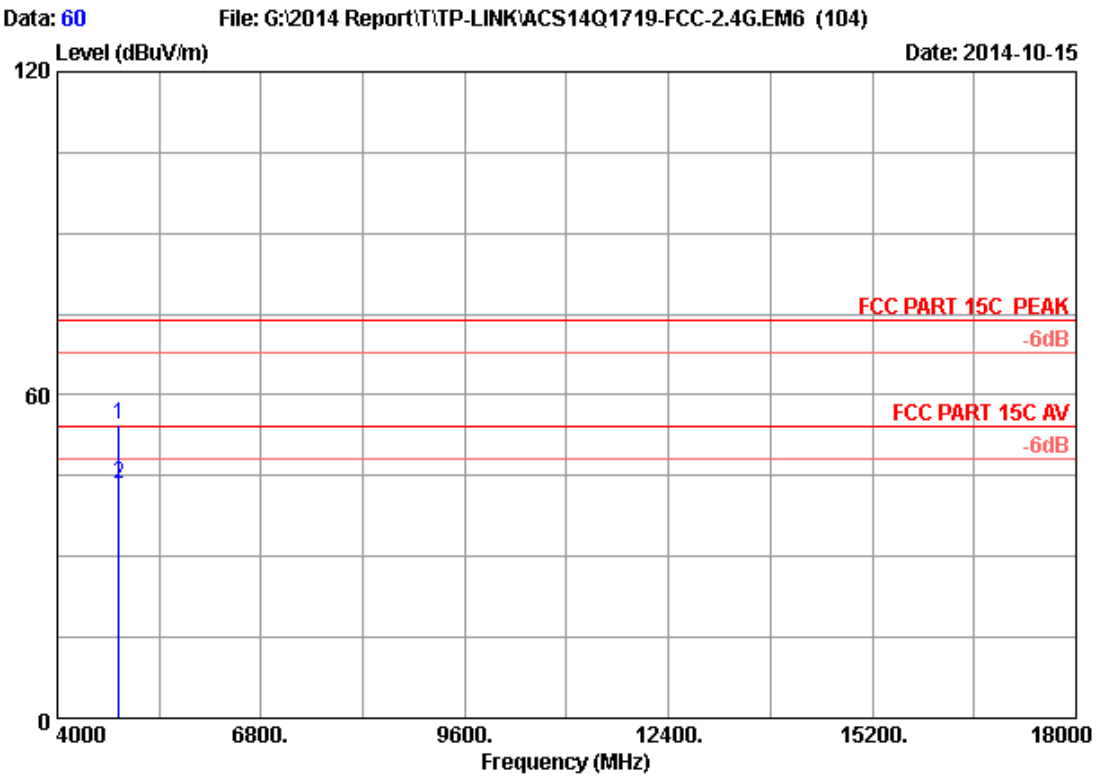

Site no. : 3m Chamber Data no. : 60
Dis. / Ant. : 3m 2014 3115 (4580) Ant. pol. : VERTICAL
Limit : FCC PART 15C PEAK
Env. / Ins. : 24*C/56% Engineer : Leo-Li
EUT : AC1750 Wireless Dual Band PCI Express Adapter
Power rating : DC 12V&3.3V Via PC Input AC 120V/60Hz
Test Mode : IEEE802.11nHT40 CH3 2422MHz Tx
M/N : Archer T8E

No.	Freq. (MHz)	Ant. Factor (dB/m)	Cable Loss (dB)	AMP factor (dB)	Reading (dBuV)	Emission Level (dBuV/m)	Limits (dBuV/m)	Margin (dB)	Remark
1	4844.000	32.92	8.60	35.70	48.81	54.63	74.00	19.37	Peak
2	4844.000	32.92	8.60	35.70	37.71	43.53	54.00	10.47	Average

Remarks: 1. Emission Level= Antenna Factor + Cable Loss + Reading -Amp Factor
2. The emission levels that are 20dB below the official limit are not reported.

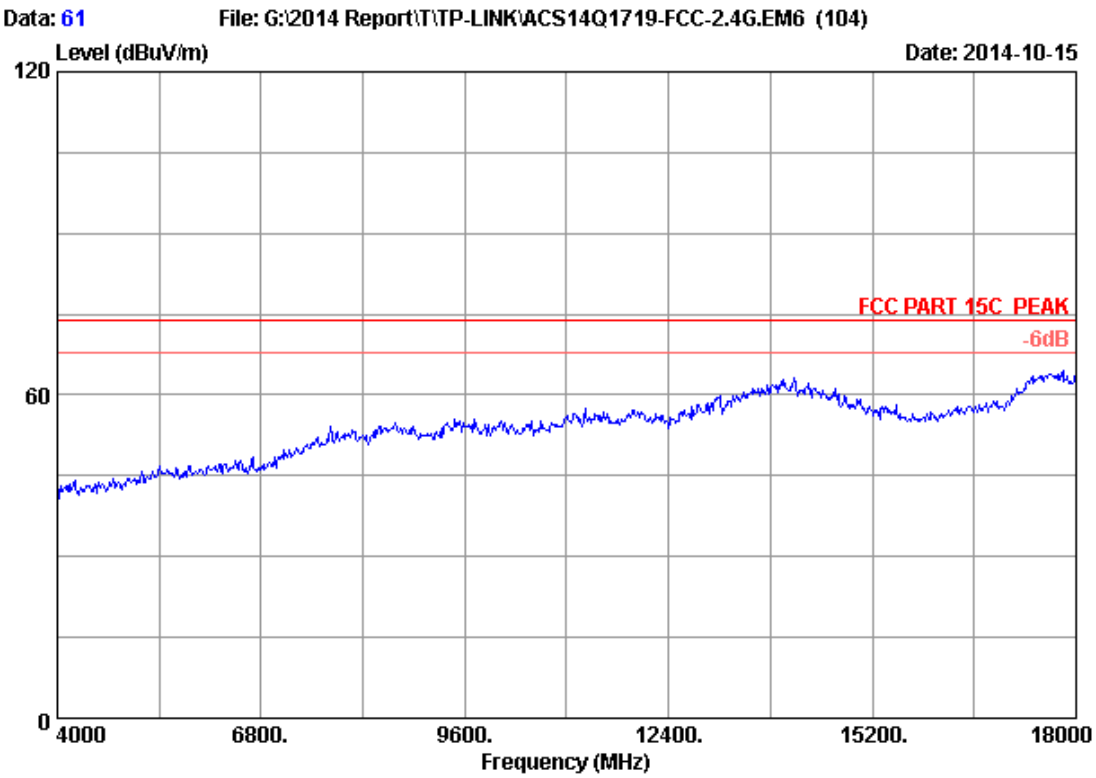


```
Site no.      : 3m Chamber                        Data no.  : 61
Dis. / Ant.   : 3m   2014 3115 (4580)        Ant. pol. : HORIZONTAL
Limit         : FCC PART 15C  PEAK
Env. / Ins.   : 24*C/56%                     Engineer  : Leo-Li
EUT           : AC1750 Wireless Dual Band PCI Express
                Adapter
Power rating  : DC 12V&3.3V Via PC Input AC 120V/60Hz
Test Mode     : IEEE802.11nHT40  CH6  2437MHz   Tx
M/N           : Archer T8E
```

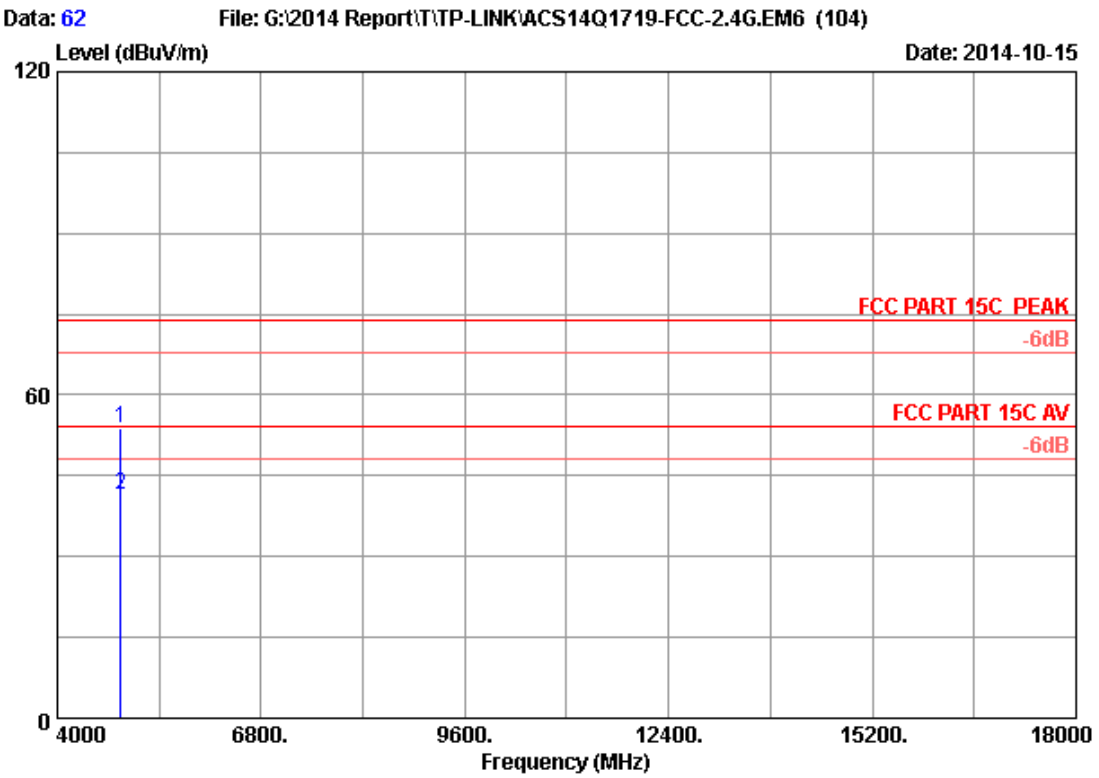

Site no. : 3m Chamber Data no. : 62
Dis. / Ant. : 3m 2014 3115 (4580) Ant. pol. : HORIZONTAL
Limit : FCC PART 15C PEAK
Env. / Ins. : 24*C/56% Engineer : Leo-Li
EUT : AC1750 Wireless Dual Band PCI Express Adapter
Power rating : DC 12V&3.3V Via PC Input AC 120V/60Hz
Test Mode : IEEE802.11nHT40 CH6 2437MHz Tx
M/N : Archer T8E

No.	Freq. (MHz)	Ant. Factor (dB/m)	Cable Loss (dB)	AMP factor (dB)	Reading (dBuV)	Emission Level (dBuV/m)	Limits (dBuV/m)	Margin (dB)	Remark
1	4874.000	32.97	8.63	35.70	47.96	53.86	74.00	20.14	Peak
2	4874.000	32.97	8.63	35.70	35.40	41.30	54.00	12.70	Average

Remarks: 1. Emission Level= Antenna Factor + Cable Loss + Reading -Amp Factor
2. The emission levels that are 20dB below the official limit are not reported.

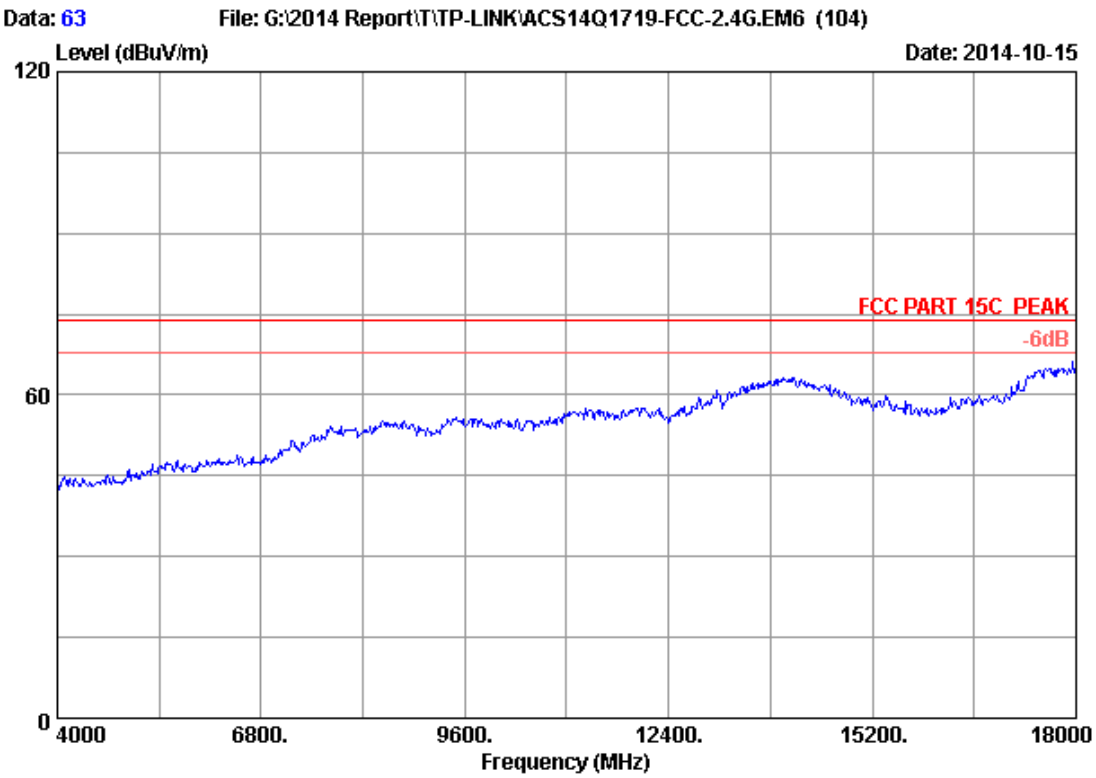


```
Site no.      : 3m Chamber                        Data no.  : 63
Dis. / Ant.   : 3m   2014 3115 (4580)        Ant. pol. : VERTICAL
Limit         : FCC PART 15C  PEAK
Env. / Ins.   : 24*C/56%                     Engineer  : Leo-Li
EUT           : AC1750 Wireless Dual Band PCI Express
                Adapter
Power rating  : DC 12V&3.3V Via PC Input AC 120V/60Hz
Test Mode     : IEEE802.11nHT40  CH6  2437MHz   Tx
M/N           : Archer T8E
```

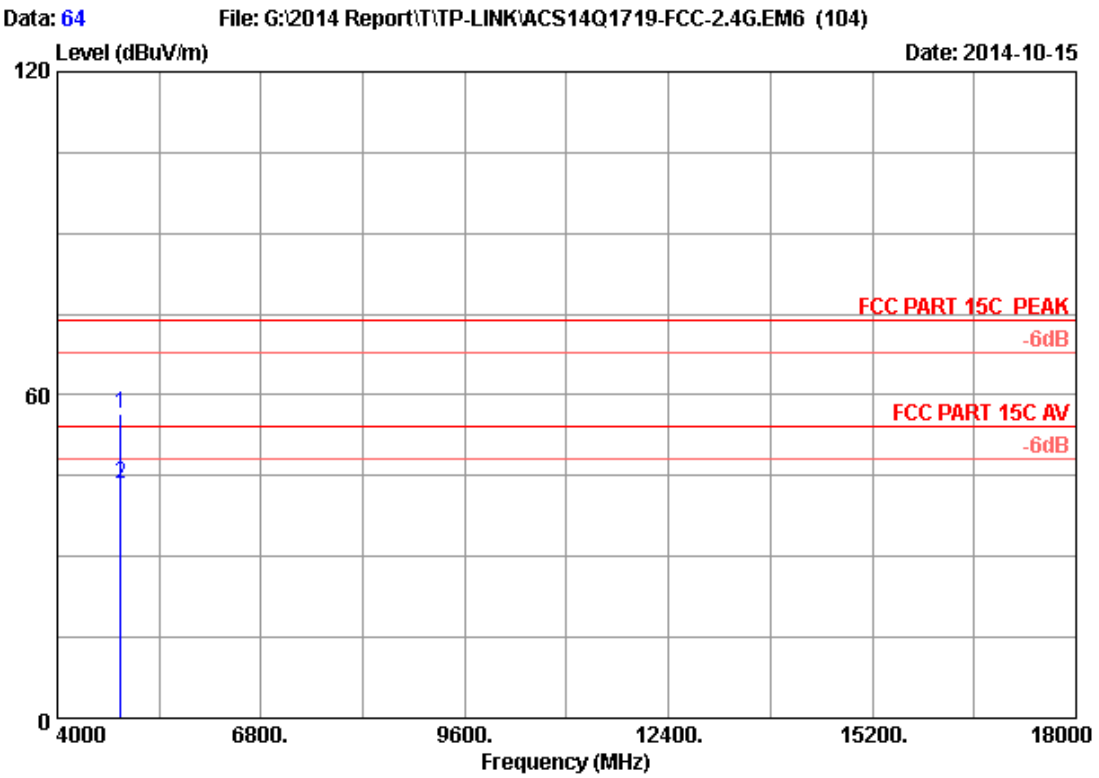

Site no. : 3m Chamber Data no. : 64
Dis. / Ant. : 3m 2014 3115 (4580) Ant. pol. : VERTICAL
Limit : FCC PART 15C PEAK
Env. / Ins. : 24*C/56% Engineer : Leo-Li
EUT : AC1750 Wireless Dual Band PCI Express Adapter
Power rating : DC 12V&3.3V Via PC Input AC 120V/60Hz
Test Mode : IEEE802.11nHT40 CH6 2437MHz Tx
M/N : Archer T8E

No.	Freq. (MHz)	Ant. Factor (dB/m)	Cable Loss (dB)	AMP factor (dB)	Reading (dBuV)	Emission Level (dBuV/m)	Limits (dBuV/m)	Margin (dB)	Remark
1	4874.000	32.97	8.63	35.70	50.47	56.37	74.00	17.63	Peak
2	4874.000	32.97	8.63	35.70	37.66	43.56	54.00	10.44	Average

Remarks: 1. Emission Level= Antenna Factor + Cable Loss + Reading -Amp Factor
2. The emission levels that are 20dB below the official limit are not reported.

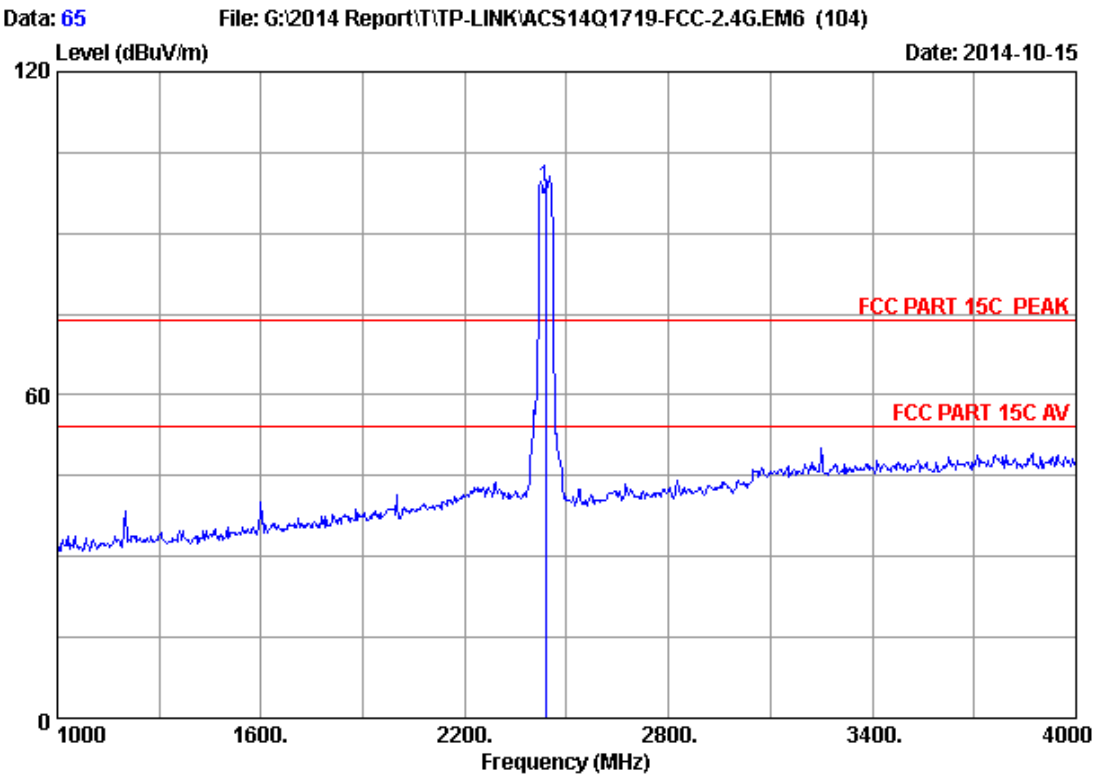

Site no. : 3m Chamber Data no. : 65
Dis. / Ant. : 3m 2014 3115 (4580) Ant. pol. : HORIZONTAL
Limit : FCC PART 15C PEAK
Env. / Ins. : 24*C/56% Engineer : Leo-Li
EUT : AC1750 Wireless Dual Band PCI Express Adapter
Power rating : DC 12V&3.3V Via PC Input AC 120V/60Hz
Test Mode : IEEE802.11nHT40 CH6 2437MHz Tx
M/N : Archer T8E

No.	Freq. (MHz)	Ant. Factor (dB/m)	Cable Loss (dB)	AMP factor (dB)	Reading (dBuV)	Emission Level (dBuV/m)	Limits (dBuV/m)	Margin (dB)	Remark
1	2437.000	28.26	5.85	35.70	100.05	98.46	74.00	-24.46	Peak

Remarks: 1. Emission Level= Antenna Factor + Cable Loss + Reading -Amp Factor
2. The emission levels that are 20dB below the official limit are not reported.

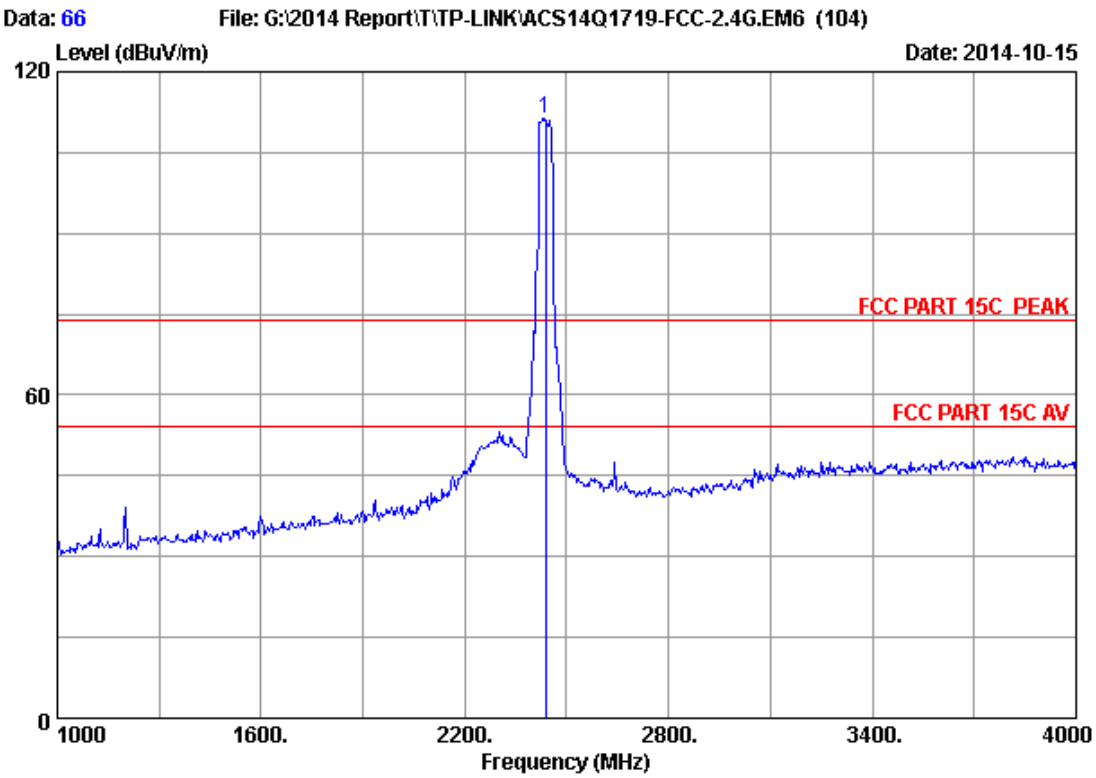

Site no. : 3m Chamber Data no. : 66
Dis. / Ant. : 3m 2014 3115 (4580) Ant. pol. : VERTICAL
Limit : FCC PART 15C PEAK
Env. / Ins. : 24*C/56% Engineer : Leo-Li
EUT : AC1750 Wireless Dual Band PCI Express Adapter
Power rating : DC 12V&3.3V Via PC Input AC 120V/60Hz
Test Mode : IEEE802.11nHT40 CH6 2437MHz Tx
M/N : Archer T8E

No.	Freq. (MHz)	Ant. Factor (dB/m)	Cable Loss (dB)	AMP factor (dB)	Reading (dBuV)	Emission Level (dBuV/m)	Limits (dBuV/m)	Margin (dB)	Remark
1	2437.000	28.26	5.85	35.70	112.74	111.15	74.00	-37.15	Peak

Remarks: 1. Emission Level= Antenna Factor + Cable Loss + Reading -Amp Factor
2. The emission levels that are 20dB below the official limit are not reported.

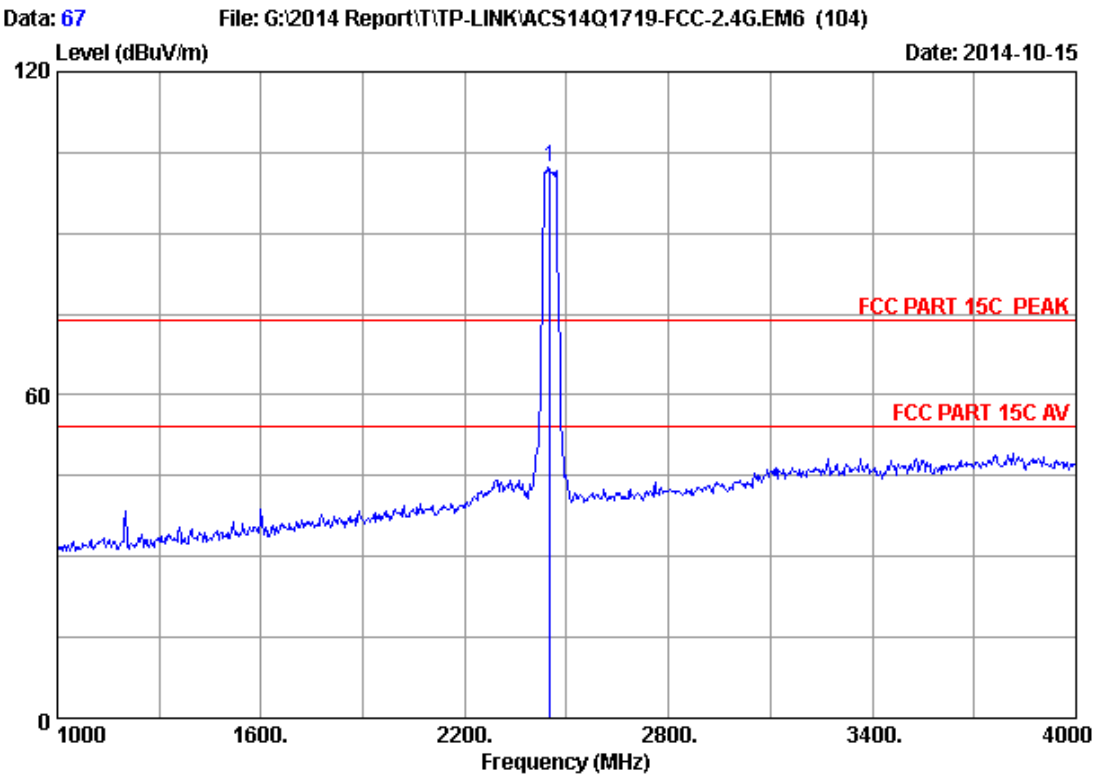

Site no. : 3m Chamber Data no. : 67
Dis. / Ant. : 3m 2014 3115 (4580) Ant. pol. : VERTICAL
Limit : FCC PART 15C PEAK
Env. / Ins. : 24*C/56% Engineer : Leo-Li
EUT : AC1750 Wireless Dual Band PCI Express Adapter
Power rating : DC 12V&3.3V Via PC Input AC 120V/60Hz
Test Mode : IEEE802.11nHT40 CH9 2452MHz Tx
M/N : Archer T8E

No.	Freq. (MHz)	Ant. Factor (dB/m)	Cable Loss (dB)	AMP factor (dB)	Reading (dBuV)	Emission Level (dBuV/m)	Limits (dBuV/m)	Margin (dB)	Remark
1	2452.000	28.29	5.87	35.70	103.79	102.25	74.00	-28.25	Peak

Remarks: 1. Emission Level= Antenna Factor + Cable Loss + Reading -Amp Factor
2. The emission levels that are 20dB below the official limit are not reported.

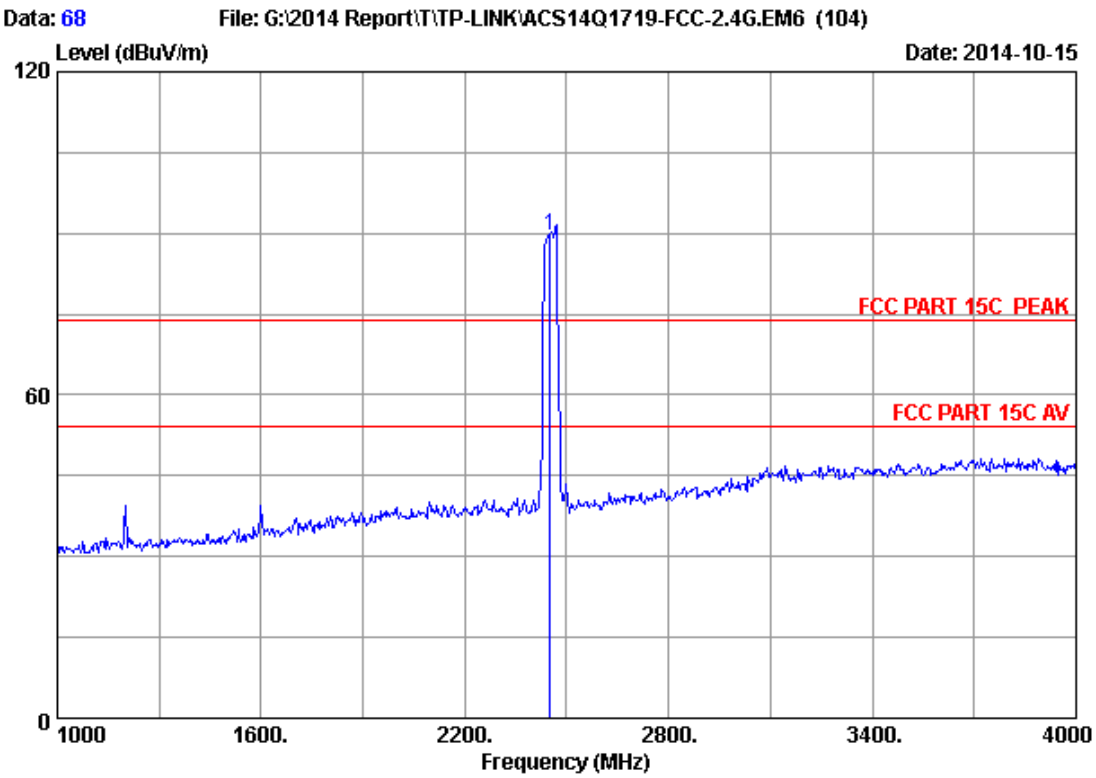

Site no. : 3m Chamber Data no. : 68
Dis. / Ant. : 3m 2014 3115 (4580) Ant. pol. : HORIZONTAL
Limit : FCC PART 15C PEAK
Env. / Ins. : 24*C/56% Engineer : Leo-Li
EUT : AC1750 Wireless Dual Band PCI Express Adapter
Power rating : DC 12V&3.3V Via PC Input AC 120V/60Hz
Test Mode : IEEE802.11nHT40 CH9 2452MHz Tx
M/N : Archer T8E

No.	Freq. (MHz)	Ant. Factor (dB/m)	Cable Loss (dB)	AMP factor (dB)	Reading (dBuV)	Emission Level (dBuV/m)	Limits (dBuV/m)	Margin (dB)	Remark
1	2452.000	28.29	5.87	35.70	90.98	89.44	74.00	-15.44	Peak

Remarks: 1. Emission Level= Antenna Factor + Cable Loss + Reading -Amp Factor
2. The emission levels that are 20dB below the official limit are not reported.

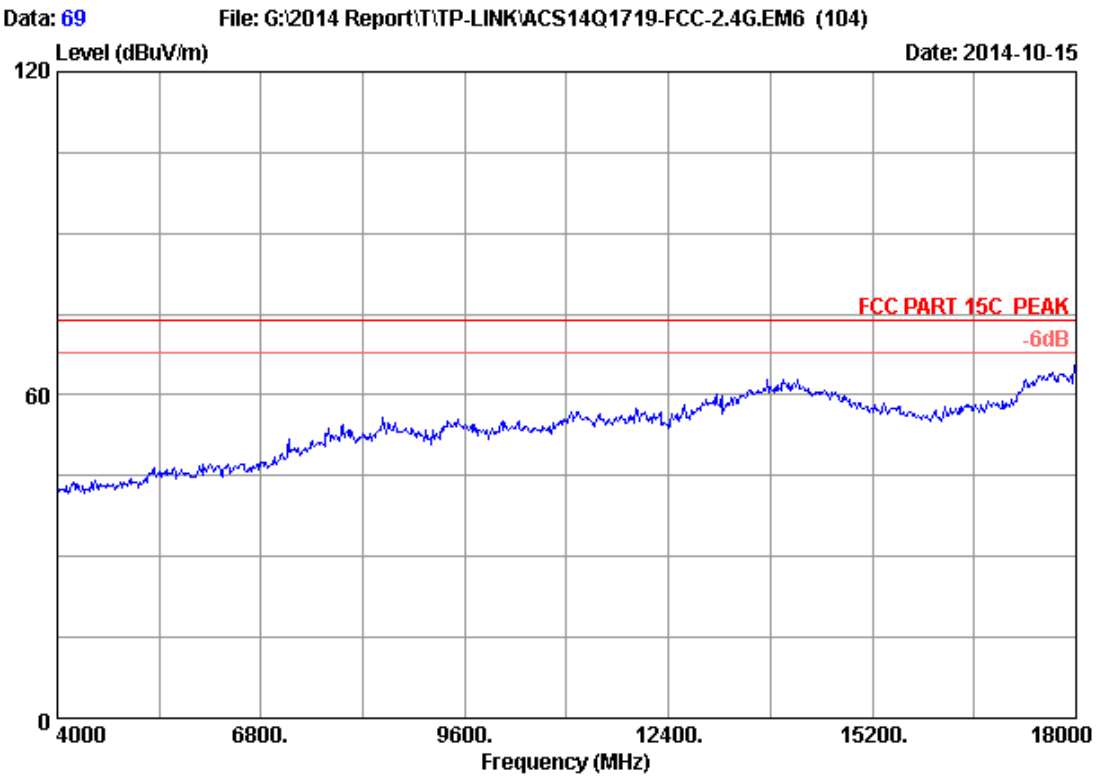


```
Site no.      : 3m Chamber                        Data no.  : 69
Dis. / Ant.   : 3m   2014 3115 (4580)        Ant. pol. : HORIZONTAL
Limit         : FCC PART 15C  PEAK
Env. / Ins.   : 24*C/56%                     Engineer  : Leo-Li
EUT           : AC1750 Wireless Dual Band PCI Express
                Adapter
Power rating  : DC 12V&3.3V Via PC Input AC 120V/60Hz
Test Mode     : IEEE802.11nHT40  CH9  2452MHz   Tx
M/N           : Archer T8E
```

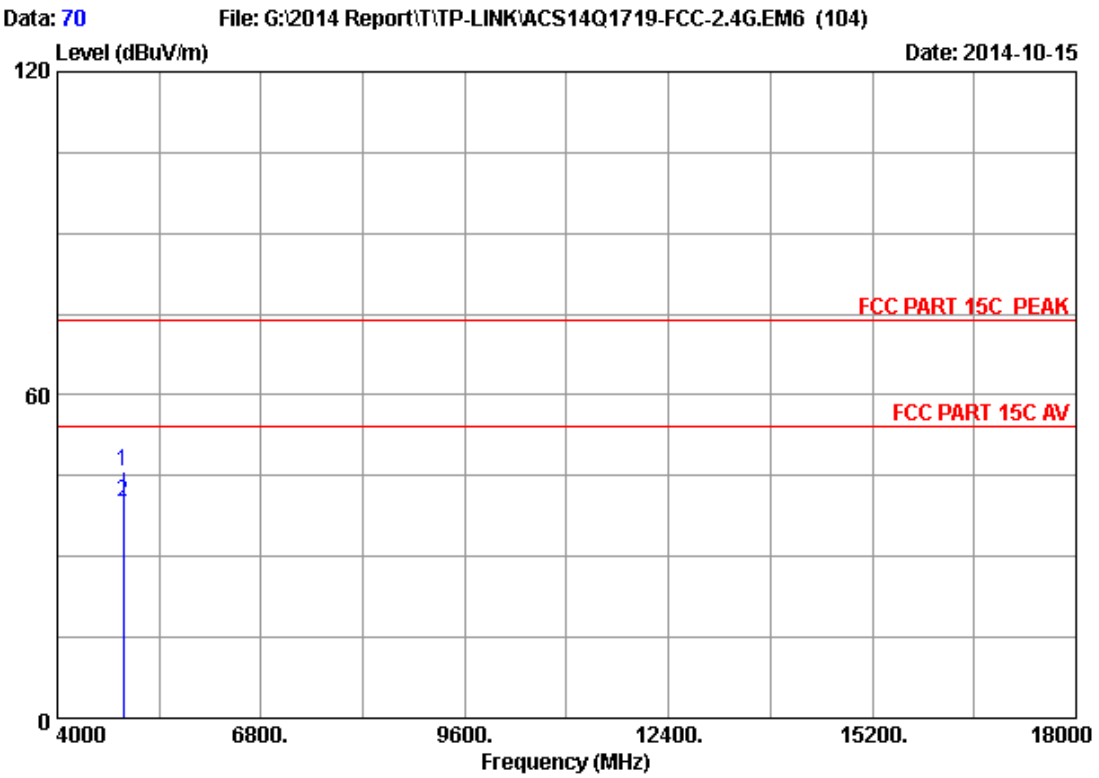

Site no. : 3m Chamber Data no. : 70
Dis. / Ant. : 3m 2014 3115 (4580) Ant. pol. : HORIZONTAL
Limit : FCC PART 15C PEAK
Env. / Ins. : 24*C/56% Engineer : Leo-Li
EUT : AC1750 Wireless Dual Band PCI Express Adapter
Power rating : DC 12V&3.3V Via PC Input AC 120V/60Hz
Test Mode : IEEE802.11nHT40 CH9 2452MHz Tx
M/N : Archer T8E

No.	Freq. (MHz)	Ant. Factor (dB/m)	Cable Loss (dB)	AMP factor (dB)	Reading (dBuV)	Emission Level (dBuV/m)	Limits (dBuV/m)	Margin (dB)	Remark
1	4904.000	33.03	8.66	35.70	39.81	45.80	74.00	28.20	Peak
2	4904.000	33.03	8.66	35.70	34.25	40.24	54.00	13.76	Average

Remarks: 1. Emission Level= Antenna Factor + Cable Loss + Reading -Amp Factor
2. The emission levels that are 20dB below the official limit are not reported.

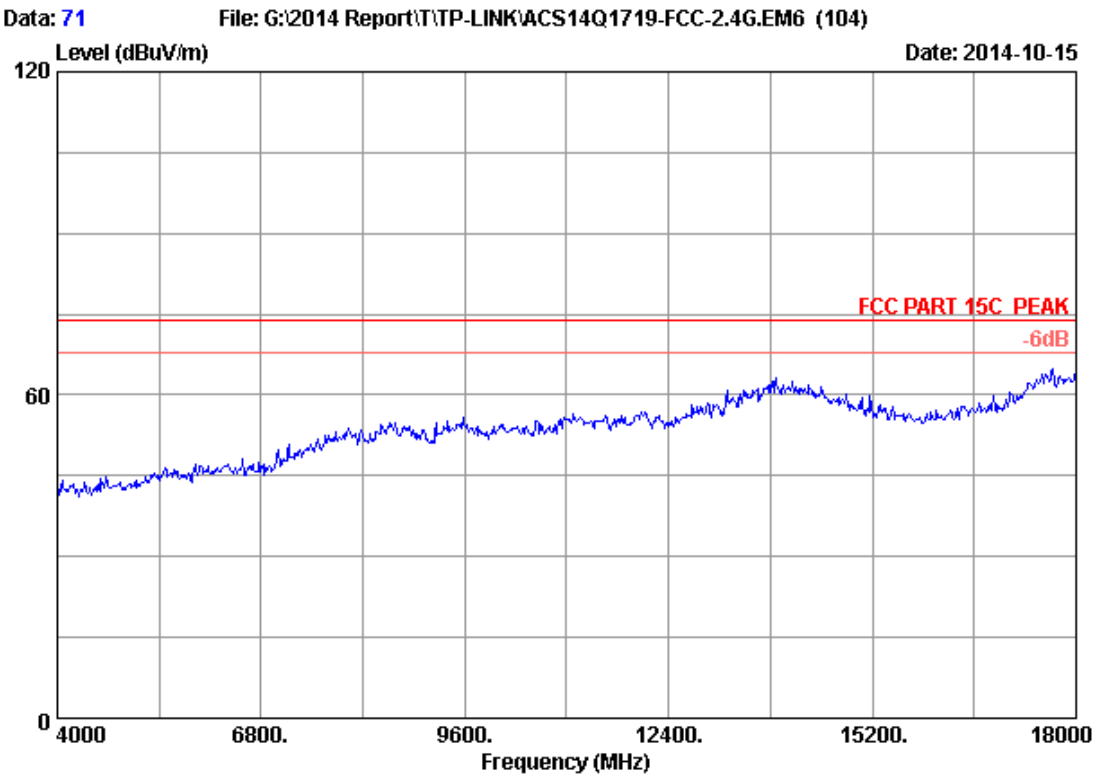


```
Site no.      : 3m Chamber                        Data no.  : 71
Dis. / Ant.   : 3m   2014 3115 (4580)        Ant. pol. : VERTICAL
Limit         : FCC PART 15C  PEAK
Env. / Ins.   : 24*C/56%                     Engineer  : Leo-Li
EUT           : AC1750 Wireless Dual Band PCI Express
                Adapter
Power rating  : DC 12V&3.3V Via PC Input AC 120V/60Hz
Test Mode     : IEEE802.11nHT40  CH9  2452MHz   Tx
M/N           : Archer T8E
```

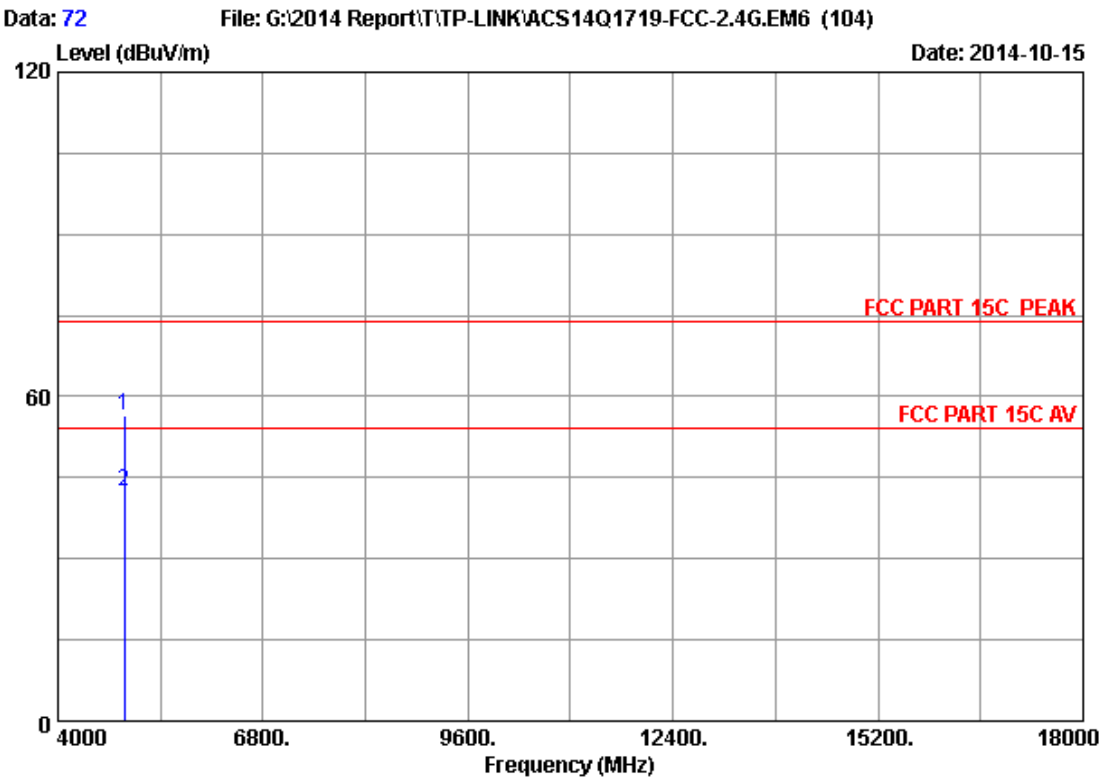

Site no. : 3m Chamber Data no. : 72
Dis. / Ant. : 3m 2014 3115 (4580) Ant. pol. : VERTICAL
Limit : FCC PART 15C PEAK
Env. / Ins. : 24*C/56% Engineer : Leo-Li
EUT : AC1750 Wireless Dual Band PCI Express Adapter
Power rating : DC 12V&3.3V Via PC Input AC 120V/60Hz
Test Mode : IEEE802.11nHT40 CH9 2452MHz Tx
M/N : Archer T8E

No.	Freq. (MHz)	Ant. Factor (dB/m)	Cable Loss (dB)	AMP factor (dB)	Reading (dBuV)	Emission Level (dBuV/m)	Limits (dBuV/m)	Margin (dB)	Remark
1	4904.000	33.03	8.66	35.70	50.48	56.47	74.00	17.53	Peak
2	4904.000	33.03	8.66	35.70	36.58	42.57	54.00	11.43	Average

Remarks: 1. Emission Level= Antenna Factor + Cable Loss + Reading -Amp Factor
2. The emission levels that are 20dB below the official limit are not reported.

5. CONDUCTED SPURIOUS EMISSIONS

5.1.Test Equipment

Item	Equipment	Manufacturer	Model No.	Serial No.	Last Cal.	Cal. Interval
1.	Spectrum	Agilent	N9030A	MY51380221	Oct.29, 14	1Year
2.	Attenuator (20dB)	Agilent	8491B	MY39262165	Apr. 28,14	1 Year
3.	RF Cable	Hubersuhner	SUCOFLEX102	28620/2	Apr. 28,14	1 Year

5.2.Limit

In any 100kHz bandwidth outside the frequency bands in which the spread spectrum intentional radiator in operating, the radio frequency power that is produced by the intentional radiator shall be at least 20dB below that in the 100kHz bandwidth within the band that contains the highest level of the desired power.

5.3.Test Procedure

The transmitter output was connected to a spectrum analyzer, The resolution bandwidth is set to 100 kHz, The video bandwidth is set to 300 kHz and measure all the emissions detected.

5.4.Test result

PASS (The testing data was attached in the next pages.)

ANT 0

Test Mode: IEEE 802.11b TX

Test CH1: 2412MHz

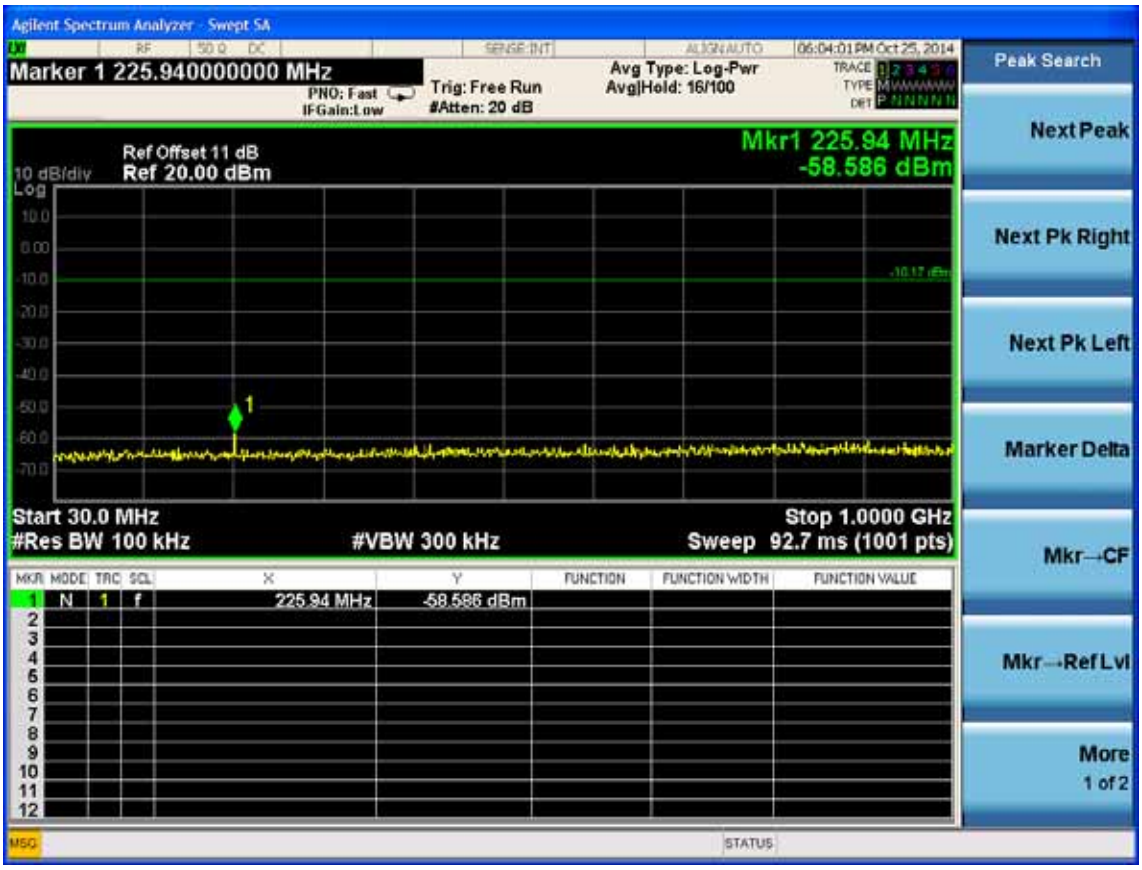

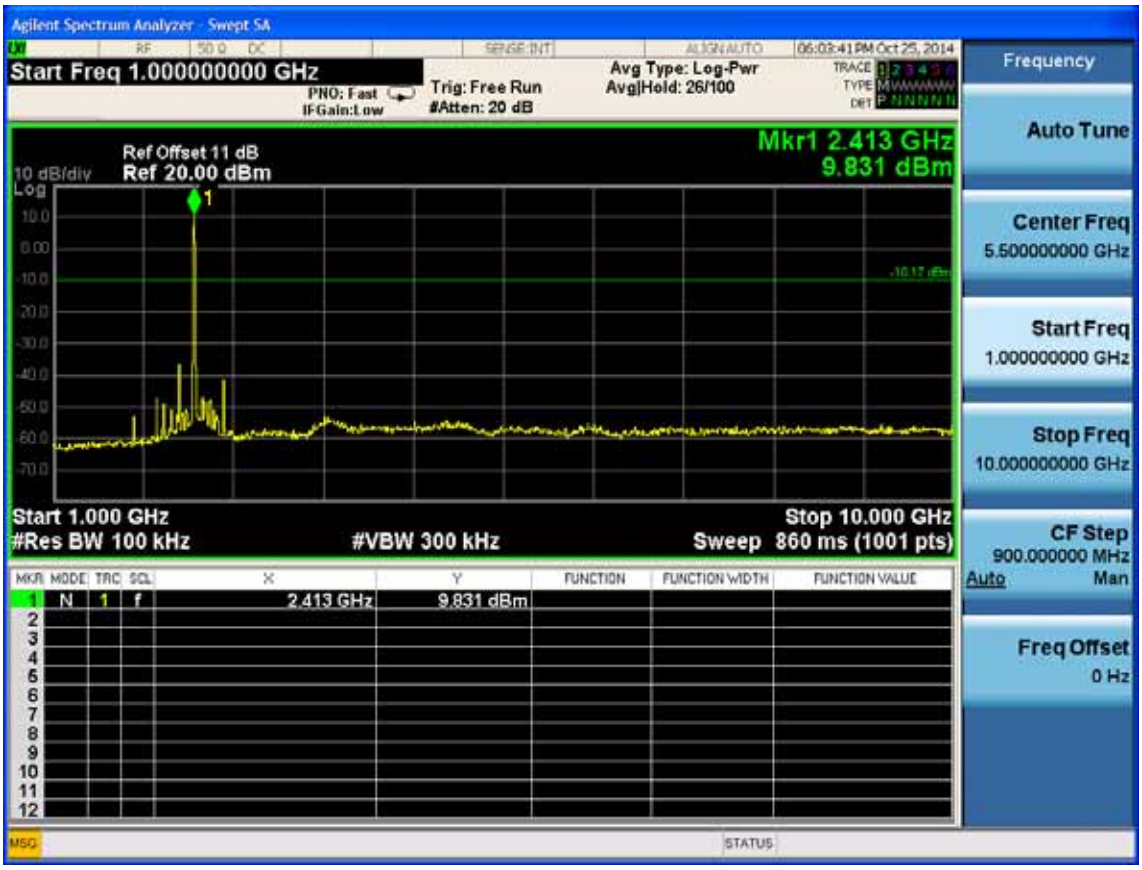

Agilent Spectrum Analyzer - Swept SA
Start Freq 2.310000000 GHz
PNO: Fast
IFGain:Low
Trig: Free Run
#Atten: 20 dB
Avg Type: Log-Pwr
Avg|Hold:>100/100
06:06:31 PM Oct 25, 2014
Ref Offset 11 dB
10 dB/div
Ref 20.00 dBm
Log
Mkr1 2.413 96 GHz
9.988 dBm
Start 2.31000 GHz
#Res BW 100 kHz
#VBW 300 kHz
Stop 2.42500 GHz
Sweep 11.0 ms (1001 pts)
1 N 1 f 2.413 96 GHz 9.988 dBm
2 N 1 f 2.390 00 GHz -53.984 dBm
3 N 1 f 2.400 00 GHz -44.127 dBm
4 N 1 f 2.396 94 GHz -34.162 dBm
Frequency
Auto Tune
Center Freq
2.367500000 GHz
Start Freq
2.310000000 GHz
Stop Freq
2.425000000 GHz
CF Step
11.500000 MHz
Auto
Man
Freq Offset
0 Hz

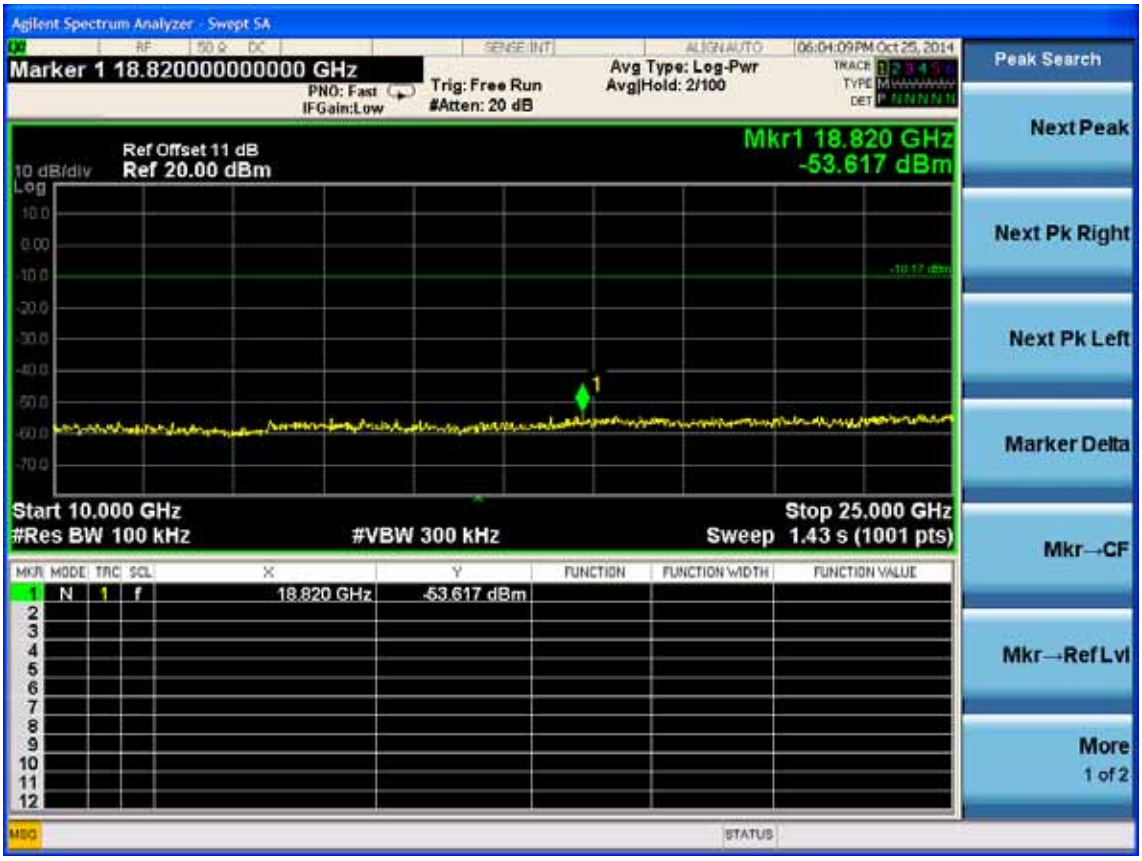
Agilent Spectrum Analyzer - Swept SA
Marker 1 18.820000000000 GHz
PNO: Fast
IFGain:Low
Trig: Free Run
#Atten: 20 dB
Avg Type: Log-Pwr
Avg|Hold: 2/100
06:04:09 PM Oct 25, 2014
Ref Offset 11 dB
10 dB/div
Ref 20.00 dBm
Log
Mkr1 18.820 GHz
-53.617 dBm
Start 10.000 GHz
#Res BW 100 kHz
#VBW 300 kHz
Stop 25.000 GHz
Sweep 1.43 s (1001 pts)
1 N 1 f 18.820 GHz -53.617 dBm
Peak Search
Next Peak
Next Pk Right
Next Pk Left
Marker Delta
Mkr→CF
Mkr→Ref Lvl
More
1 of 2

Test CH6: 2437MHz

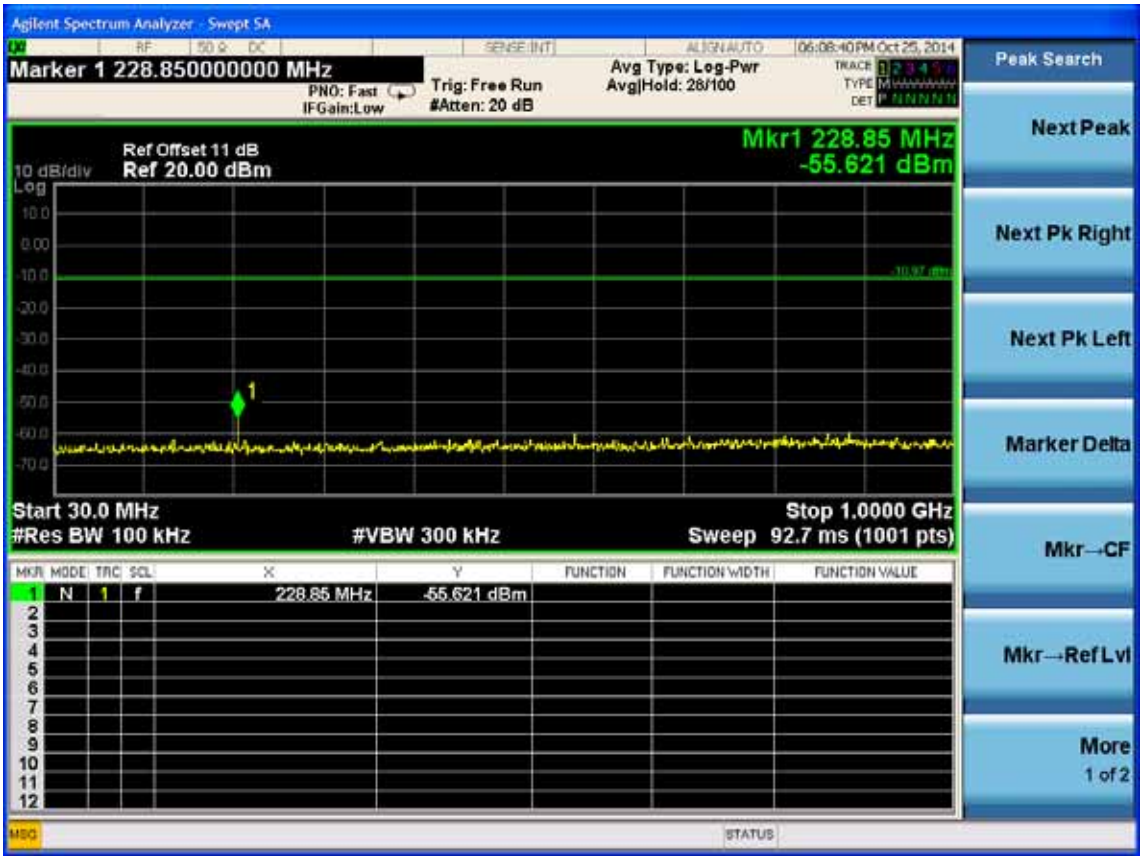

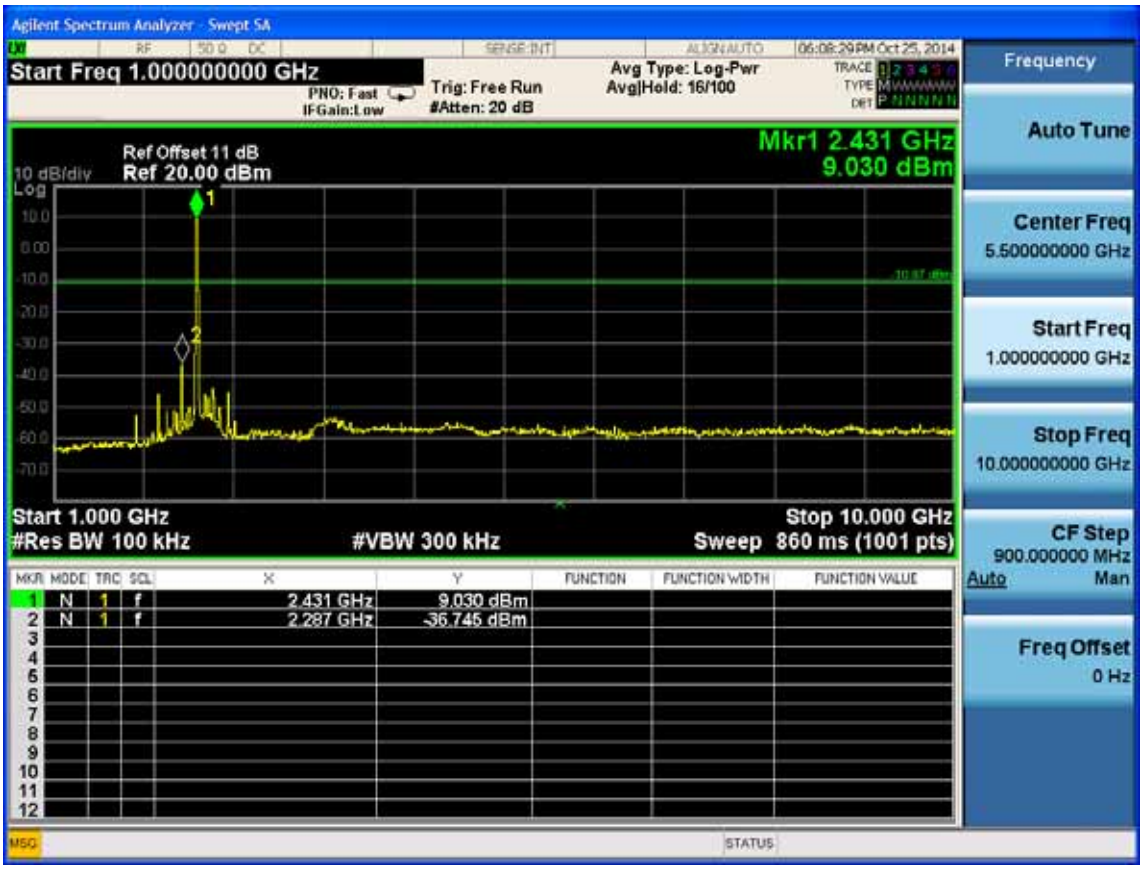

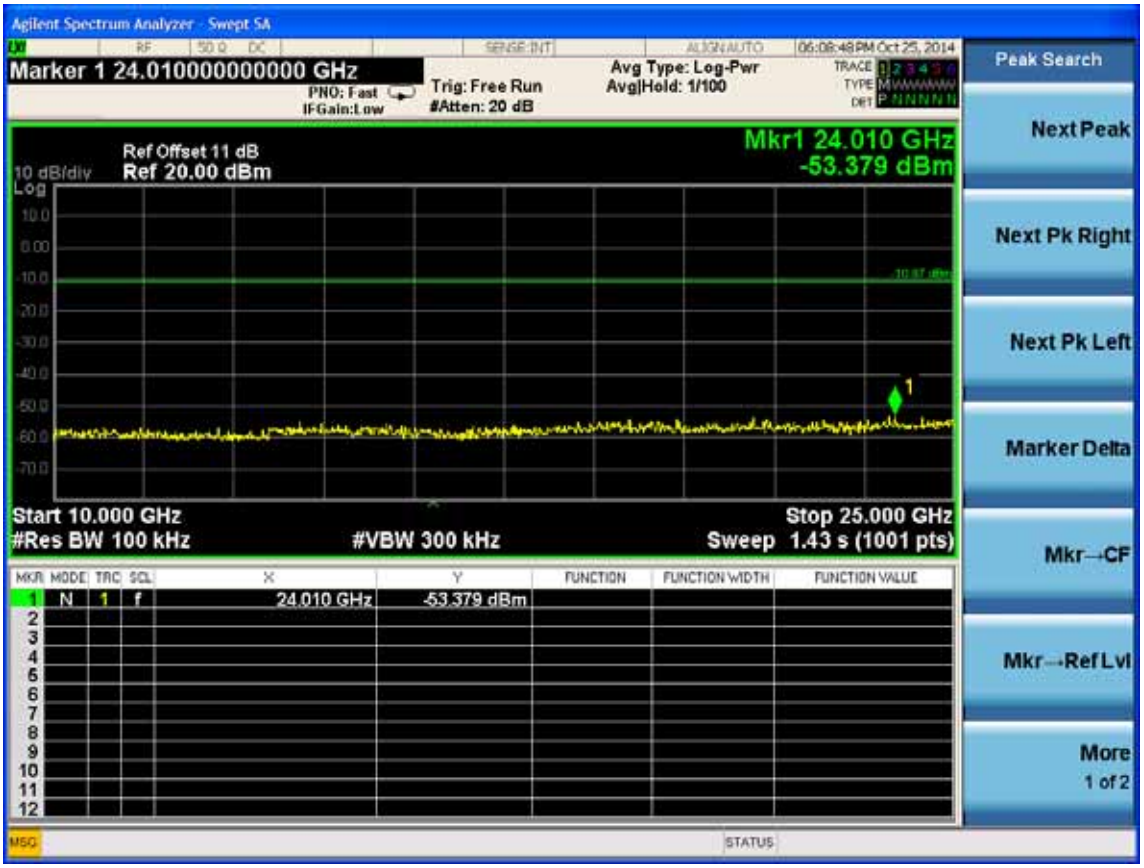

Test CH11: 2462MHz

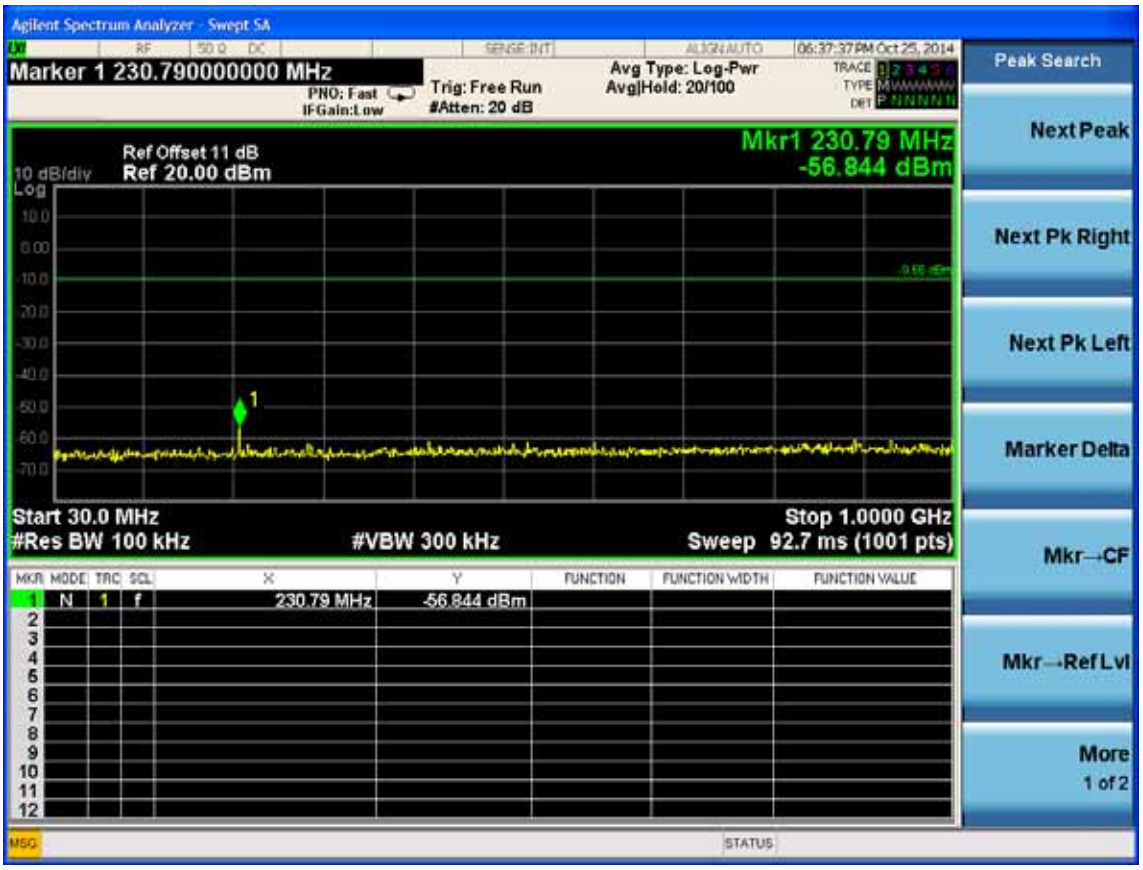

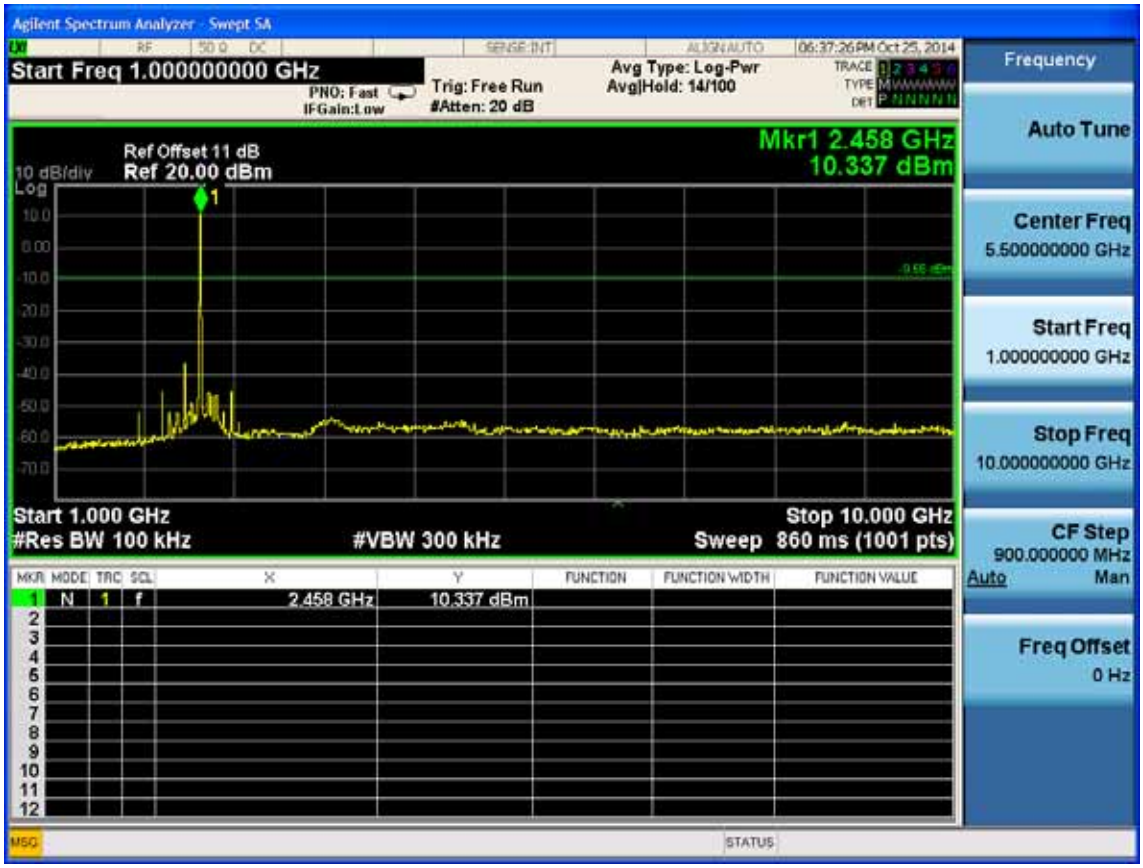
Agilent Spectrum Analyzer - Swept SA
Start Freq 1.000000000 GHz
PNO: Fast
IFGain:Low
Trig: Free Run
#Atten: 20 dB
Avg Type: Log-Pwr
Avg|Hold: 14/100
06:37:26 PM Oct 25, 2014
Ref Offset 11 dB
10 dB/div
Ref 20.00 dBm
Log
Mkr1 2.458 GHz
10.337 dBm
Start 1.000 GHz
#Res BW 100 kHz
#VBW 300 kHz
Stop 10.000 GHz
Sweep 860 ms (1001 pts)
1 N 1 f 2.458 GHz 10.337 dBm
Frequency
Auto Tune
Center Freq
5.500000000 GHz
Start Freq
1.000000000 GHz
Stop Freq
10.000000000 GHz
CF Step
900.000000 MHz
Auto Man
Freq Offset
0 Hz
MSG
STATUS

Agilent Spectrum Analyzer - Swept SA
Start Freq 2.450000000 GHz
PNO: Fast
IFGain:Low
Trig: Free Run
#Atten: 20 dB
Avg Type: Log-Pwr
Avg|Hold:>100/100
06:39:46 PM Oct 25, 2014
Ref Offset 11 dB
10 dB/div
Ref 20.00 dBm
Log
Mkr1 2.463 98 GHz
10.783 dBm
Start 2.45000 GHz
#Res BW 100 kHz
#VBW 300 kHz
Stop 2.51000 GHz
Sweep 5.80 ms (1001 pts)
1 N 1 f 2.463 98 GHz 10.783 dBm
2 N 1 f 2.483 50 GHz -50.048 dBm
3 N 1 f 2.500 00 GHz -53.479 dBm
Frequency
Auto Tune
Center Freq
2.480000000 GHz
Start Freq
2.450000000 GHz
Stop Freq
2.510000000 GHz
CF Step
6.000000 MHz
Auto Man
Freq Offset
0 Hz
MSG
STATUS

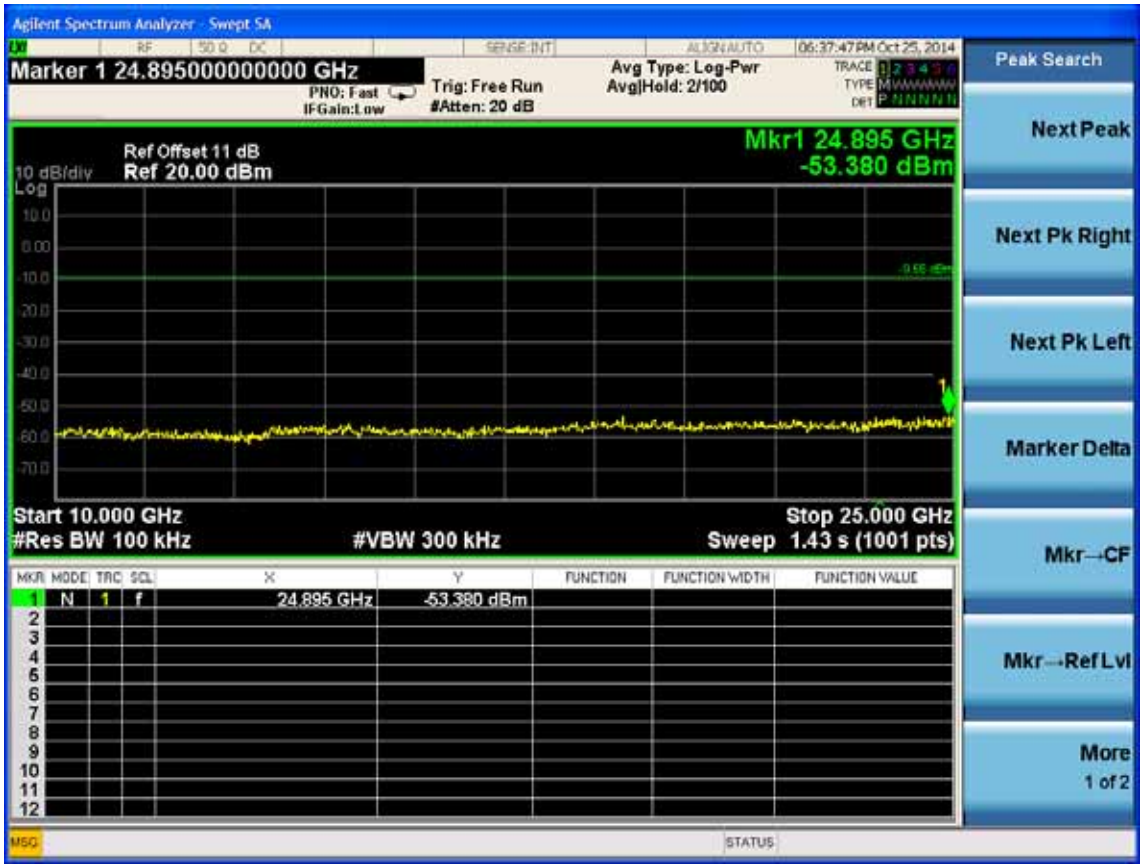

Test Mode: IEEE 802.11g TX
Test CH1: 2412MHz

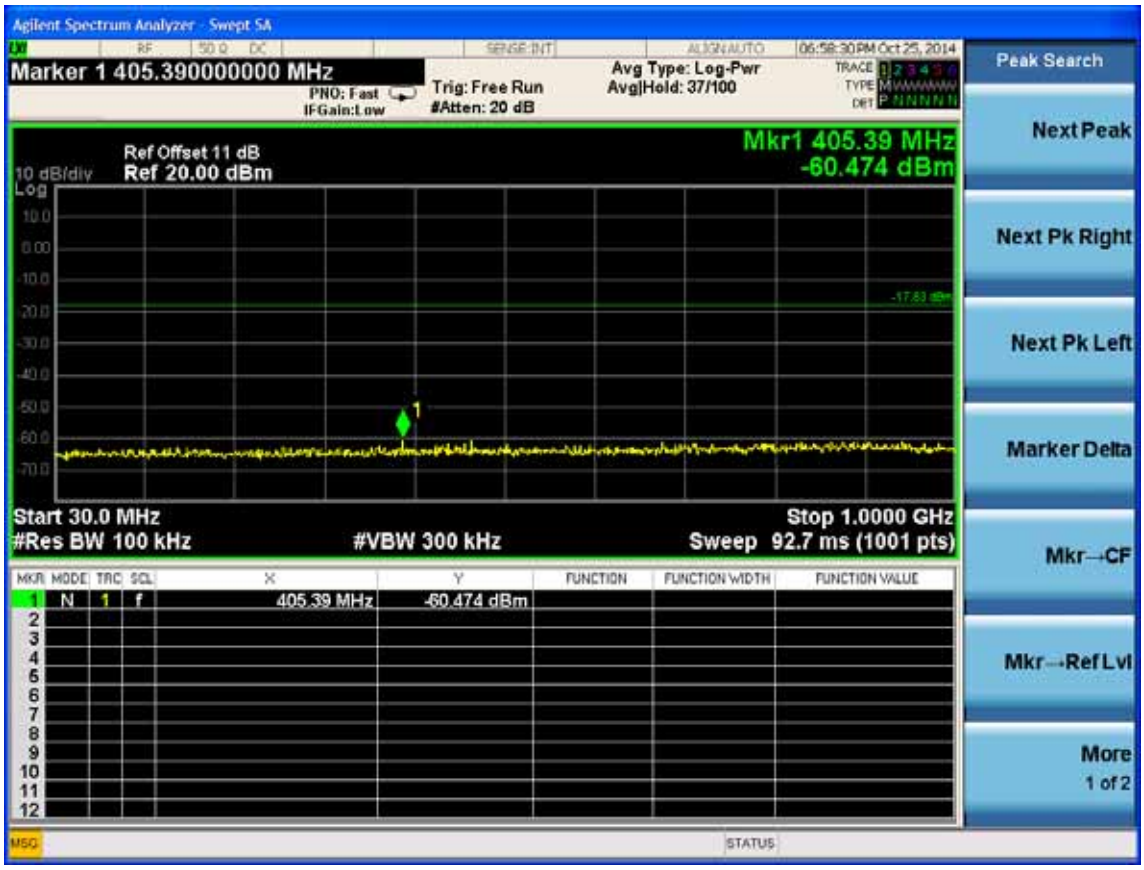

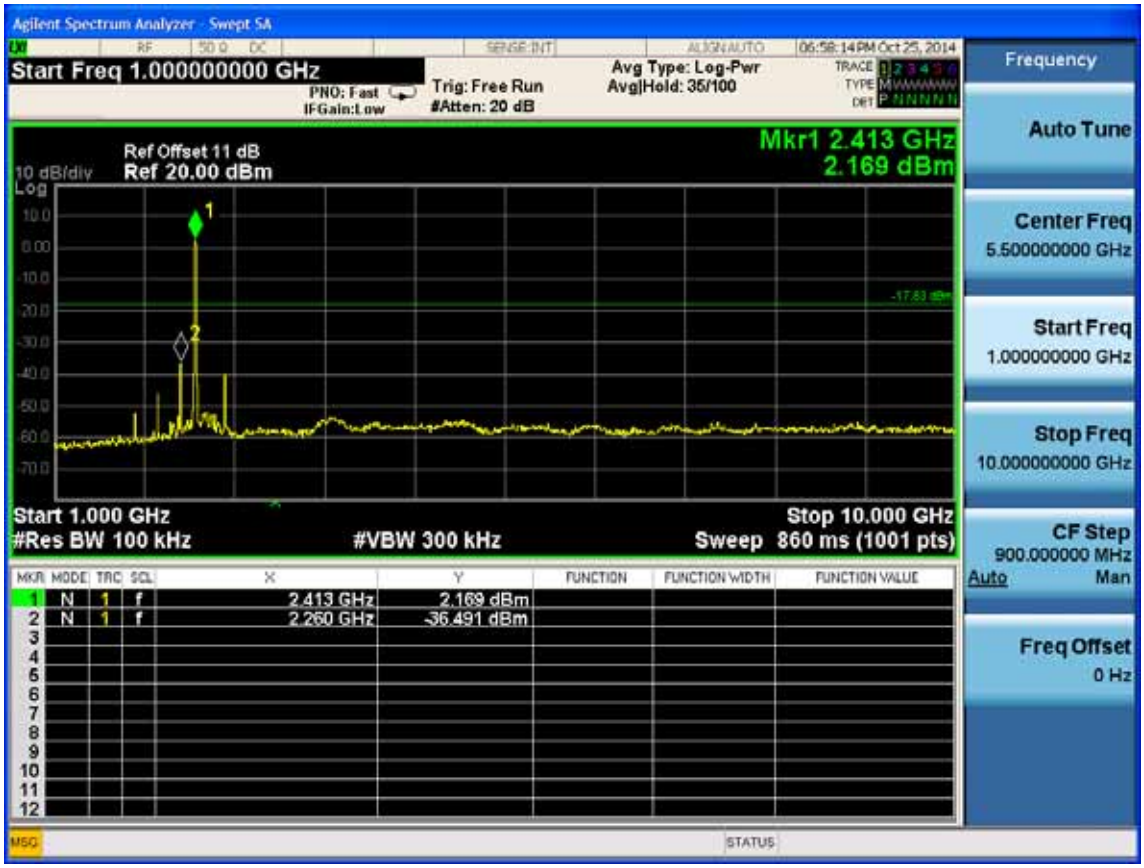
Agilent Spectrum Analyzer - Swept SA
Start Freq 1.000000000 GHz
PNO: Fast
IFGain:Low
Trig: Free Run
#Atten: 20 dB
Avg Type: Log-Pwr
Avg|Hold: 35/100
06:58:14 PM Oct 25, 2014
Ref Offset 11 dB
10 dB/div
Ref 20.00 dBm
Log
Mkr1 2.413 GHz
2.169 dBm
Start 1.000 GHz
#Res BW 100 kHz
#VBW 300 kHz
Stop 10.000 GHz
Sweep 860 ms (1001 pts)
1 N 1 f 2.413 GHz 2.169 dBm
2 N 1 f 2.260 GHz -36.491 dBm
Frequency
Auto Tune
Center Freq
5.500000000 GHz
Start Freq
1.000000000 GHz
Stop Freq
10.000000000 GHz
CF Step
900.000000 MHz
Auto Man
Freq Offset
0 Hz

Agilent Spectrum Analyzer - Swept SA
Start Freq 2.310000000 GHz
PNO: Fast
IFGain:Low
Trig: Free Run
#Atten: 20 dB
Avg Type: Log-Pwr
Avg|Hold:>100/100
06:56:05 PM Oct 25, 2014
Ref Offset 11 dB
10 dB/div
Ref 20.00 dBm
Log
Mkr1 2.414 54 GHz
4.680 dBm
Start 2.31000 GHz
#Res BW 100 kHz
#VBW 300 kHz
Stop 2.42500 GHz
Sweep 11.0 ms (1001 pts)
1 N 1 f 2.414 54 GHz 4.680 dBm
2 N 1 f 2.390 00 GHz -51.268 dBm
3 N 1 f 2.400 00 GHz -39.044 dBm
Frequency
Auto Tune
Center Freq
2.367500000 GHz
Start Freq
2.310000000 GHz
Stop Freq
2.425000000 GHz
CF Step
11.500000 MHz
Auto Man
Freq Offset
0 Hz