FCC PART 15C TEST REPORT FOR CERTIFICATION
On Behalf of

TP-LINK TECHNOLOGIES CO., LTD.

150Mbps Wireless N ADSL2+ Modem Router

Model No.: TD-W8151N

FCC ID: TE7TDW8151NV4

Prepared for : TP-LINK TECHNOLOGIES CO., LTD.
Building 24(floors 1,3,4,5) and 28 (floors1-4) Central Science and Technology Park, Shennan Rd, Nanshan, Shenzhen, China

Prepared By : Audix Technology (Shenzhen) Co., Ltd.
No. 6, Ke Feng Rd., 52 Block,
Shenzhen Science & Industrial Park,
Nantou, Shenzhen, Guangdong, China

Tel: (0755) 26639496

Report Number	:	ACS-F14072
Date of Test	:	Feb.26~Mar.07, 2014
Date of Report	:	Mar.21, 2014

TABLE OF CONTENTS

Description Page

1. SUMMARY OF STANDARDS AND RESULTS 1-1
1.1. Description of Standards and Results 1-1
2. GENERAL INFORMATION 2-1
2.1. Description of Device (EUT) 2-1
2.2. Test Information 2-2
2.3. Tested Supporting System Details 2-2
2.4. Block Diagram of Test Setup 2-2
2.5. Test Facility 2-3
2.6. Measurement Uncertainty (95% confidence levels, k=2) 2-3
3. POWER LINE CONDUCTED EMISSION TEST 3-1
3.1. Test Equipments 3-1
3.2. Block Diagram of Test Setup 3-1
3.3. Power Line Conducted Emission Test Limits 3-1
3.4. Configuration of EUT on Test 3-2
3.5. Operating Condition of EUT 3-2
3.6. Test Procedure 3-2
3.7. Power Line Conducted Emission Test Results 3-2
4. RADIATED EMISSION TEST 4-1
4.1. Test Equipment 4-1
4.2. Block Diagram of Test Setup 4-2
4.3. Radiated Emission Limit 4-3
4.4. EUT Configuration on Test 4-3
4.5. Operating Condition of EUT 4-3
4.6. Test Procedure 4-4
4.7. Radiated Emission Test Results 4-4
5. CONDUCTED SPURIOUS EMISSIONS 5-1
5.1. Test Equipment 5-1
5.2. Limit 5-1
5.3. Test Procedure 5-1
5.4. Test result 5-1
6. BAND EDGE COMPLIANCE TEST 6-1
6.1. Test Equipment 6-1
6.2. Limit 6-1
6.3. Test Produce 6-1
6.4. Test Results 6-1
7. 6dB Bandwidth Test 7-1
7.1. Test Equipment 7-1
8.1. Limit 7-1
8.2. Test Procedure 7-1
8.3. Test Results 7-1
9. OUTPUT POWER TEST 9-1
9.1. Test Equipment 9-1
9.2. Limit (FCC Part 15C 15.247 b(3)) 9-1
9.3. Test Procedure 9-1
9.4. Test Results 9-2
10. POWER SPECTRAL DENSITY TEST 10-1
10.1. Test Equipment 10-1

10.2. Limit 10-1
10.3. Test Procedure 10-1
10.4. Test Results 10-2
11. MPE ESTIMATION 11-1
11.1. Limit for General Population/ Uncontrolled Exposures 11-1
11.2. Estimation Result 11-1
12. ANTENNA REQUIREMENT 12-1
12.1. **STANDARD APPLICABLE** 12-1
12.2. **ANTENNA CONNECTED CONSTRUCTION** 12-1
13. DEVIATION TO TEST SPECIFICATIONS 13-1
14. PHOTOGRAPH OF TEST 14-1
14.1. Photos of Power Line Conducted Emission Test 14-1
14.2. Photos of Radiated Emission Test 14-2
15. PHOTOS OF THE EUT 15-1

TEST REPORT CERTIFICATION

Applicant	:	TP-LINK TECHNOLOGIES CO., LTD.
Manufacturer	:	TP-LINK TECHNOLOGIES CO., LTD.
EUT Description	:	150Mbps Wireless N ADSL2+ Modem Router
FCC ID	:	TE7TDW8151NV4

(A) MODEL NO. : TD-W8151N
(B) SERIAL NO. : N/A
(C) POWER SUPPLY : AC 100-240V, 50/60Hz
(D) TEST VOLTAGE : DC 9V From Adapter Input AC 120V/60Hz

Tested for comply with:
FCC Rules and Regulations Part 15 Subpart C: 2012

Test procedure used:
ANSI C63.10:2009

The device described above is tested by AUDIX TECHNOLOGY (SHENZHEN) CO., LTD. to confirm comply with all the FCC Part 15 Subpart C requirements. The test results are contained in this test report and AUDIX TECHNOLOGY (SHENZHEN) CO., LTD. is assumed full responsibility for the accuracy and completeness of these tests. Also, this report shows that the Equipment Under Test (EUT) is to be technically compliant with the FCC and IC requirements. This report contains data that are not covered by the NVLAP accreditation.

This Report is made under FCC Part 2.1075. No modifications were required during testing to bring this product into compliance.

This report applies to above tested sample only. This report shall not be reproduced in part without written approval of AUDIX TECHNOLOGY (SHENZHEN) CO., LTD..

The report must not be used by the client to claim product certification, approval, or endorsement by NVLAP, NIST, or any agency of the federal government.

Date of Test : Feb.26~ Mar.07, 2014 Report of date: Mar.21, 2014

Prepared by : Sherry Zhuo
Sherry Zhuo / Assistant

Reviewed by :
Sunny Lu / Assistant Manager

AUDIX® 信華科技（深圳）有限公司
Audix Technology (Shenzhen) Co., Ltd.
EMC 部門報告專用章
Stamp only for EMC Dept. Report
Signature: David Jin 3.21

Approved & Authorized Signer :
David Jin / Manager

1. SUMMARY OF STANDARDS AND RESULTS

1.1.Description of Standards and Results

The EUT have been tested according to the applicable standards as referenced below.

EMISSION		
Description of Test Item	**Standard**	**Results**
Power Line Conducted Emission	FCC Part 15: 15.207 ANSI C63.10: 2009	PASS
Radiated Emission	FCC Part 15: 15.209 ANSI C63.10: 2009	PASS
Band Edge Compliance	FCC Part 15: 15.247 ANSI C63.10: 2009	PASS
Conducted spurious emissions	FCC Part 15: 15.247 ANSI C63.10: 2009	PASS
6dB Bandwidth	FCC Part 15: 15.247 ANSI C63.10: 2009	PASS
Peak Output Power	FCC Part 15: 15.247 ANSI C63.10: 2009	PASS
Power Spectral Density	FCC Part 15: 15.247 ANSI C63.10: 2009	PASS
Antenna requirement	FCC Part 15: 15.203	PASS

2. GENERAL INFORMATION

2.1.Description of Device (EUT)

Product Name	:	150Mbps Wireless N ADSL2+ Modem Router
Model Number	:	TD-W8151N
FCC ID	:	TE7TDW8151NV4
Operation Frequency	:	IEEE 802.11b: 2412MHz—2462MHz IEEE 802.11g: 2412MHz—2462MHz IEEE802.11n HT20: 2412MHz—2462MHz IEEE802.11n HT40: 2422MHz—2452MHz
Channel Number	:	IEEE 802.11b/g, IEEE 802.11n HT20: 11 Channels IEEE 802.11n HT40: 7Channels
Modulation Technology	:	IEEE 802.11b: DSSS(CCK,DQPSK,DBPSK) IEEE 802.11g: OFDM(64QAM, 16QAM, QPSK, BPSK) IEEE 802.11n HT20, HT40: OFDM (64QAM, 16QAM, QPSK,BPSK)
Antenna Assembly Gain	:	Dipole antenna, PK gain 5dBi
Applicant	:	TP-LINK TECHNOLOGIES CO., LTD. Building 24(floors 1,3,4,5) and 28 (floors1-4) Central Science and Technology Park, Shennan Rd, Nanshan, Shenzhen, China
Manufacturer	:	TP-LINK TECHNOLOGIES CO., LTD. Building 24(floors 1,3,4,5) and 28 (floors1-4) Central Science and Technology Park, Shennan Rd, Nanshan, Shenzhen, China
Power Adapter	:	Manufacturer: TP-LINK; M/N: T090060-2B1 Cable: Unshielded, Detachable,1.5m
Date of Test	:	Feb.26~Mar.07, 2014
Date of Receipt	:	Feb. 23, 2014
Sample Type	:	Prototype production

2.2.Test Information

A special test software was used to control EUT work in Continuous TX mode(100% duty cycle), and select test channel, wireless mode and data rate.

Tested mode, channel, and data rate information			
Mode	data rate (Mpbs)(see Note)	Channel	Frequency (MHz)
IEEE 802.11b	11	Low :CH1	2412
	11	Middle: CH6	2437
	11	High: CH11	2462
IEEE 802.11g	54	Low :CH1	2412
	54	Middle: CH6	2437
	54	High: CH11	2462
IEEE 802.11n HT20	6.5	Low :CH1	2412
	6.5	Middle: CH6	2437
	6.5	High: CH11	2462
IEEE 802.11n HT40	13.5	Low :CH1	2422
	13.5	Middle: CH4	2437
	13.5	High: CH7	2452
Note1: According exploratory test, EUT will have maximum PK output power in those data rate, so those data rate were used for all test.			

2.3.Tested Supporting System Details

No.	Description	ACS No.	Manufacturer	Model	Serial Number	Approved type
1	Personal Computer	Test PC M	DELL	Studio 540	224XK2X	☑FCC DoC ☑BSMI ID:R33002
		Power Cord: Unshielded, Detachable, 1.8m Display Card: HD3450 (DVI+VGA+HDMI)				

2.4.Block Diagram of Test Setup

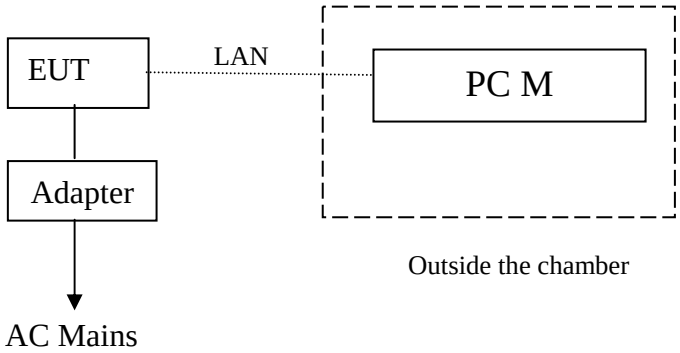

(EUT: 150Mbps Wireless N ADSL2+ Modem Router)

2.5. Test Facility

Site Description

Name of Firm	:	Audix Technology (Shenzhen) Co., Ltd. No. 6, Ke Feng Rd., 52 Block, Shenzhen Science & Industrial Park,Nantou, Shenzhen, Guangdong, China
3m Anechoic Chamber	:	Certificated by FCC, USA Registration Number: 90454 Valid Date: Feb.22, 2015
3m & 10m Anechoic Chamber	:	Certificated by FCC, USA Registration Number: 794232 Valid Date: Oct.31, 2015
EMC Lab.	:	Certificated by Industry Canada Registration Number: IC 5183A-1 Valid Date: Jun.13, 2014
	:	Certificated by DAkkS, Germany Registration No: D-PL-12151-01-00 Valid Date: Dec.15, 2016
	:	Accredited by NVLAP, USA NVLAP Code: 200372-0 Valid Date: Mar.31, 2014

2.6. Measurement Uncertainty (95% confidence levels, k=2)

Test Item	Uncertainty
Uncertainty for Conduction emission test in No. 1 Conduction	3.08dB (9KHz to 150KHz)
	3.10dB (150kHz to 30MHz)
Uncertainty for Radiation Emission test in 3m chamber	3.22dB (30~200MHz, Polarize: H)
	3.23dB (30~200MHz, Polarize: V)
	3.49dB (200M~1GHz, Polarize: H)
	3.39dB (200M~1GHz, Polarize: V)
Uncertainty for Radiation Emission test in 3m chamber (1GHz-18GHz)	4.97dB (1~6Ghz, Distance: 3m)
	4.99dB (6~18Ghz, Distance: 3m)
Uncertainty for Radiated Spurious Emission test in RF chamber	3.57 dB
Uncertainty for Conduction Spurious emission test	2.00 dB
Uncertainty for Output power test	0.73 dB
Uncertainty for Power density test	2.00 dB
Uncertainty for Frequency range test	$7x10^{-8}$
Uncertainty for Bandwidth test	83 kHz
Uncertainty for DC power test	0.038 %
Uncertainty for test site temperature and humidity	0.6℃
	3%

3. POWER LINE CONDUCTED EMISSION TEST

3.1.Test Equipments

Item	Equipment	Manufacturer	Model No.	Serial No.	Last Cal.	Cal. Interval
1.	1# Shielding Room	AUDIX	N/A	N/A	Apr.18,13	1 Year
2.	Test Receiver	Rohde & Schwarz	ESHS10	838693/001	Oct.31, 13	1 Year
3.	L.I.S.N.#1	Rohde & Schwarz	ESH2-Z5	834066/011	Oct.31, 13	1 Year
4.	L.I.S.N.#3	Kyoritsu	KNW-242C	8-1920-1	May.08, 13	1 Year
5.	Terminator	Hubersuhner	50Ω	No. 1	May.08, 13	1 Year
6.	Terminator	Hubersuhner	50Ω	No. 2	May.08, 13	1 Year
7.	RF Cable	Fujikura	3D-2W	No.1	May.08, 13	1 Year
8.	Coaxial Switch	Anritsu	MP59B	M50564	May.08, 13	1 Year
9.	Pulse Limiter	Rohde & Schwarz	ESH3-Z2	100341	May.08, 13	1 Year
10.	MPEG2 Measurement Generator	ROHDE&SCHWARZ	DVG	100319	Dec.11, 13	1 Year
11.	TV Transmitter	ROHDE&SCHWARZ	SFQ	100521	May.08, 13	1 Year
12.	Signal Generator	HP	8648A	3625U00573	May.08, 13	1 Year
13.	Pattern Generator	Philiphs	PM5418	LO625020	May.08, 13	1 Year

3.2.Block Diagram of Test Setup

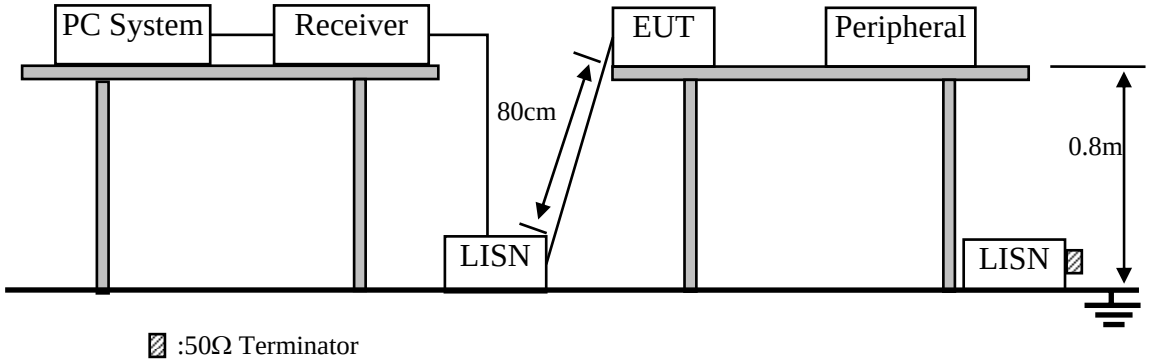

3.3.Power Line Conducted Emission Test Limits

Frequency	Maximum RF Line Voltage	
	Quasi-Peak Level dB(μV)	Average Level dB(μV)
150kHz ~ 500kHz	66 ~ 56*	56 ~ 46*
500kHz ~ 5MHz	56	46
5MHz ~ 30MHz	60	50

Notes: 1. * Decreasing linearly with logarithm of frequency.
2. The lower limit shall apply at the transition frequencies.

3.4. Configuration of EUT on Test

The following equipment are installed on Power Line Conducted Emission Test to meet the commission requirement and operating regulations in a manner which tends to maximize its emission characteristics in a normal application.

3.4.1. 150Mbps Wireless N ADSL2+ Modem Router (EUT)

Model Number : TD-W8151N
Serial Number : N/A

3.4.2. Support Equipment: As Tested Supporting System Details, in Section 2.2.

3.5. Operating Condition of EUT

3.5.1. Setup the EUT and simulator as shown as Section 3.2.

3.5.2. Turned on the power of all equipment.

3.5.3. PC run test software to control EUT work in Tx mode.

3.6. Test Procedure

The EUT was placed on a non-metallic table, 80cm above the ground plane. The EUT Power connected to the power mains through a line impedance stabilization network (L.I.S.N. 1#). This provides a 50 ohm coupling impedance for the EUT (Please refer the block diagram of the test setup and photographs). The AC line are checked to find out the maximum conducted emission. In order to find the maximum emission levels, the relative positions of equipment and all of the interface cables shall be changed according to ANSI C63.10: 2009 on Conducted Emission Test.

The bandwidth of test receiver (R & S ESHS10) is set at 9kHz.

The frequency range from 150kHz to 30MHz is checked.

3.7. Power Line Conducted Emission Test Results

PASS. **(**All emissions not reported below are too low against the prescribed limits.)

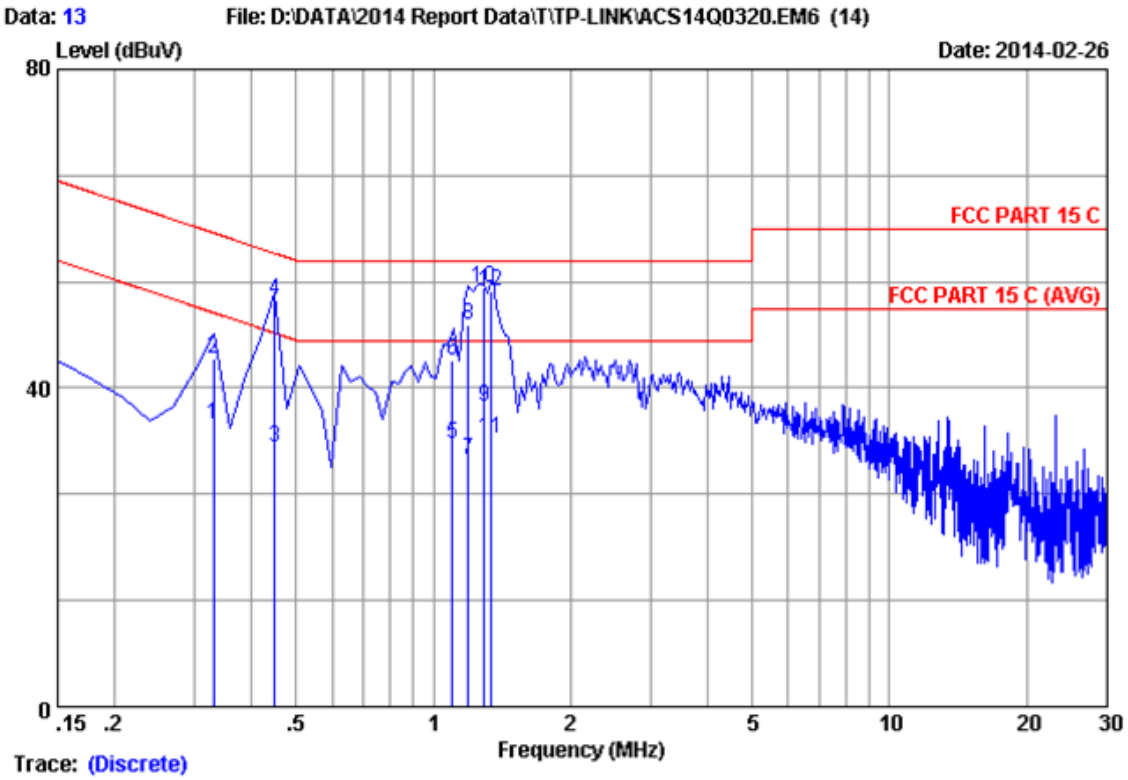

Site no :1#conduction Data No :13
Dis./Ant. :2014 ESH2-Z5 LINE
Limit :FCC PART 15 C
Env./Ins. :23.3*C/46% Engineer :Nick_Huang
EUT :150Mbps Wireless N ADSL2+ Modem Router
Power Rating :DC 9V From Adapter Input AC 120V/60Hz
Test Mode :TX Mode
M/N:TD-W8151N

No	Freq (MHz)	LISN Factor (dB)	Cable Loss (dB)	Reading (dBuV)	Emission Level (dBuV)	Limits (dBuV)	Margin (dB)	Remark
1	0.32900	0.14	9.88	25.30	35.32	49.48	14.16	Average
2	0.32900	0.14	9.88	33.60	43.62	59.48	15.86	QP
3	0.44800	0.15	9.88	22.60	32.63	46.91	14.28	Average
4	0.44800	0.15	9.88	41.00	51.03	56.91	5.88	QP
5	1.100	0.17	9.89	22.91	32.97	46.00	13.03	Average
6	1.100	0.17	9.89	33.41	43.47	56.00	12.53	QP
7	1.190	0.18	9.89	21.00	31.07	46.00	14.93	Average
8	1.190	0.18	9.89	37.80	47.87	56.00	8.13	QP
9	1.290	0.18	9.90	27.49	37.57	46.00	8.43	Average
10	1.290	0.18	9.90	42.59	52.67	56.00	3.33	QP
11	1.340	0.18	9.90	23.60	33.68	46.00	12.32	Average
12	1.340	0.18	9.90	42.10	52.18	56.00	3.82	QP

Remarks: 1.Emission Level=LISN Factor+Cable Loss(Include Pulse limiter)+Reading.
2.If the average limit is met when useing a quasi-peak detector.
the EUT shall be deemed to meet both limits and measurement
with average detector is unnecessary.

Data: 14 File: D:\DATA\2014 Report Data\T\TP-LINK\ACS14Q0320.EM6 (14)

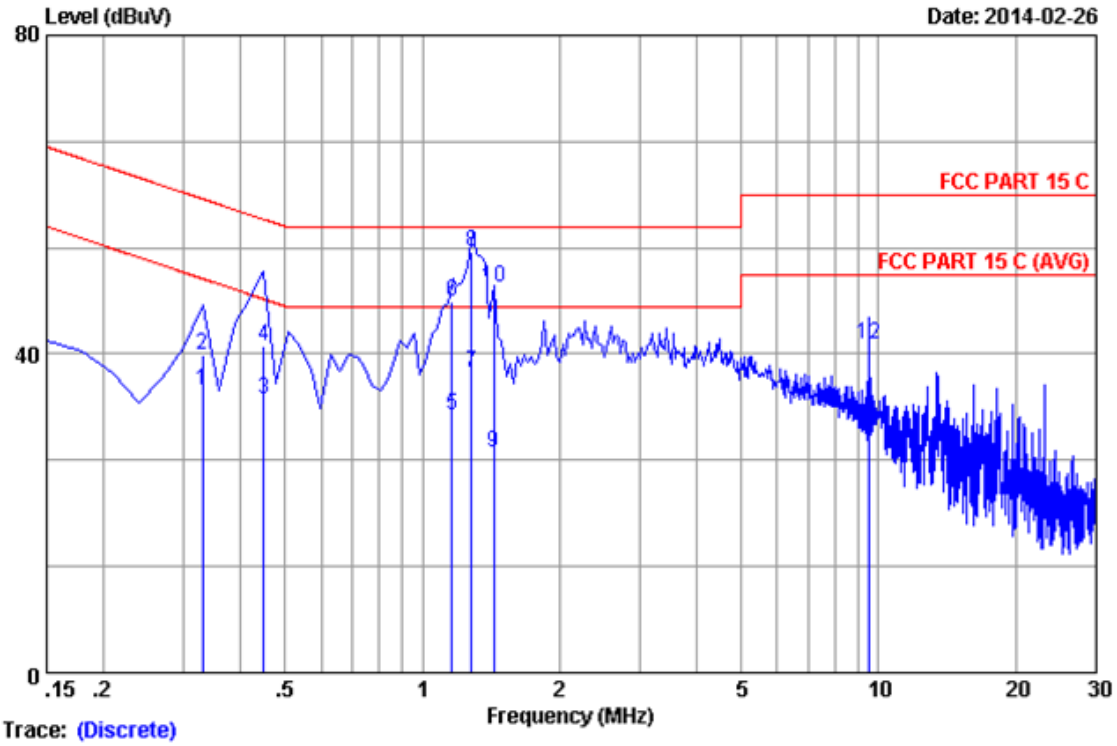

Trace: (Discrete)

Site no :1#conduction Data No :14
Dis./Ant. :2014 ESH2-Z5 NEUTRAL
Limit :FCC PART 15 C
Env./Ins. :23.3*C/46% Engineer :Nick_Huang
EUT :150Mbps Wireless N ADSL2+ Modem Router
Power Rating :DC 9V From Adapter Input AC 120V/60Hz
Test Mode :TX Mode
M/N:TD-W8151N

No	Freq (MHz)	LISN Factor (dB)	Cable Loss (dB)	Reading (dBuV)	Emission Level (dBuV)	Limits (dBuV)	Margin (dB)	Remark
1	0.32900	0.14	9.88	25.30	35.32	49.48	14.16	Average
2	0.32900	0.14	9.88	29.80	39.82	59.48	19.66	QP
3	0.44800	0.15	9.88	24.30	34.33	46.91	12.58	Average
4	0.44800	0.15	9.88	31.00	41.03	56.91	15.88	QP
5	1.160	0.18	9.89	22.30	32.37	46.00	13.63	Average
6	1.160	0.18	9.89	36.50	46.57	56.00	9.43	QP
7	1.280	0.18	9.90	27.60	37.68	46.00	8.32	Average
8	1.280	0.18	9.90	42.80	52.88	56.00	3.12	QP
9	1.430	0.19	9.90	17.50	27.59	46.00	18.41	Average
10	1.430	0.19	9.90	38.20	48.29	56.00	7.71	QP
11	9.550	0.42	9.99	19.80	30.21	50.00	19.79	Average
12	9.550	0.42	9.99	30.90	41.31	60.00	18.69	QP

Remarks: 1.Emission Level=LISN Factor+Cable Loss(Include Pulse limiter)+Reading.
2.If the average limit is met when useing a quasi-peak detector.
the EUT shall be deemed to meet both limits and measurement
with average detector is unnecessary.

4. RADIATED EMISSION TEST

4.1.Test Equipment

4.1.1. For frequency range 30MHz~1000MHz (At Anechoic Chamber)

Item	Equipment	Manufacturer	Model No.	Serial No.	Last Cal.	Cal. Interval
1	3#Chamber	AUDIX	N/A	N/A	Nov.24, 13	1 Year
2	EMI Spectrum	Agilent	E4407B	MY41440292	May.08, 13	1 Year
3	Test Receiver	Rohde & Schwarz	ESVS10	834468/011	May.08, 13	1 Year
4	Amplifier	HP	8447D	2648A04738	May.08, 13	1 Year
5	Bilog Antenna	TESEQ	CBL6112D	35375	May.30, 13	1 Year
6	RF Cable	MIYAZAKI	CFD400-NL	3# Chamber No.1	May.08, 13	1 Year
7	Coaxial Switch	Anritsu	MP59B	M74389	May.08, 13	1 Year

4.1.2. For frequency range 1GHz~25GHz (At Anechoic Chamber)

Item	Equipment	Manufacturer	Model No.	Serial No.	Last Cal.	Cal. Interval
1	Spectrum Analyzer	Agilent	E4407B	MY41440292	May.08, 13	1 Year
2	Horn Antenna	EMCO	3115	9607-4580	Aug.28, 13	1 Year
3	Amplifier	Agilent	8449B	3008A00863	May.08, 13	1 Year
4	RF Cable	Hubersuhner	SUCOFLEX106	77980/6	May.08, 13	1 Year
5	RF Cable	Hubersuhner	SUCOFLEX106	77977/6	May.08, 13	1 Year
6	Horn Antenna	EMCO	3116	00060089	Aug.28, 13	1 Year

4.2.Block Diagram of Test Setup

For frequency range 30MHz-1000MHz

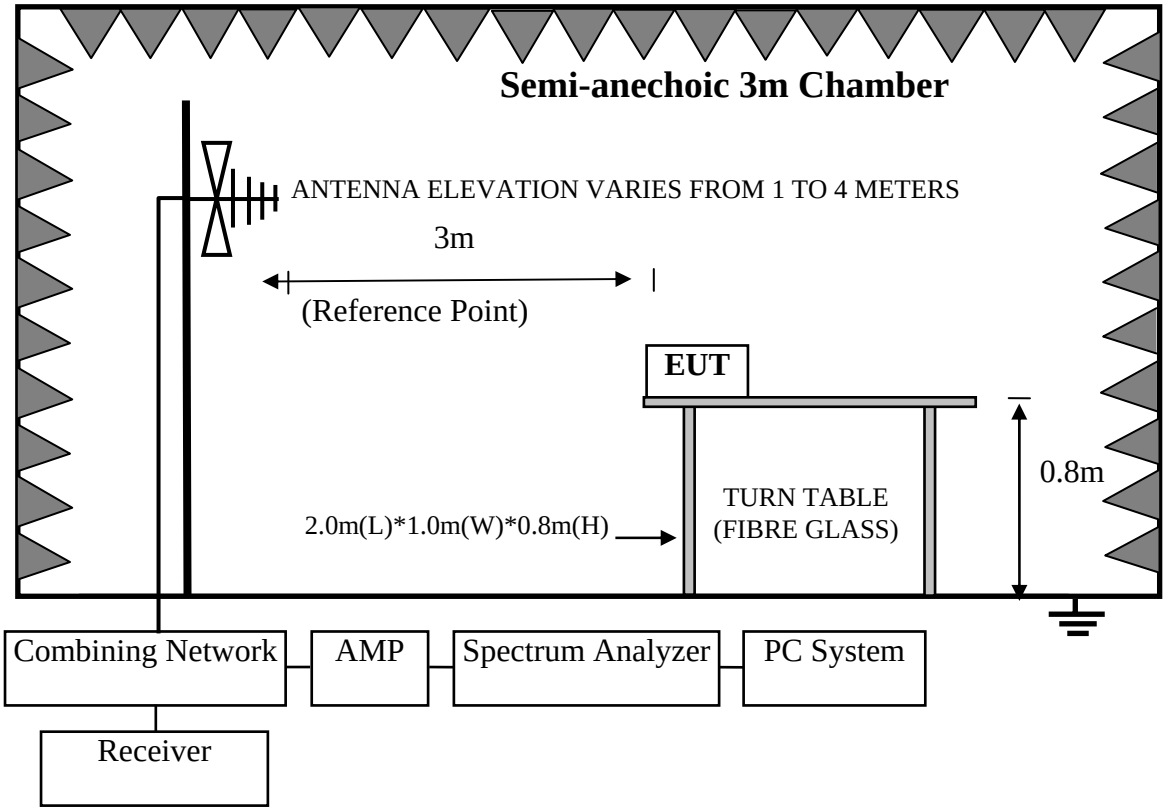

For frequency range 1GHz-25GHz

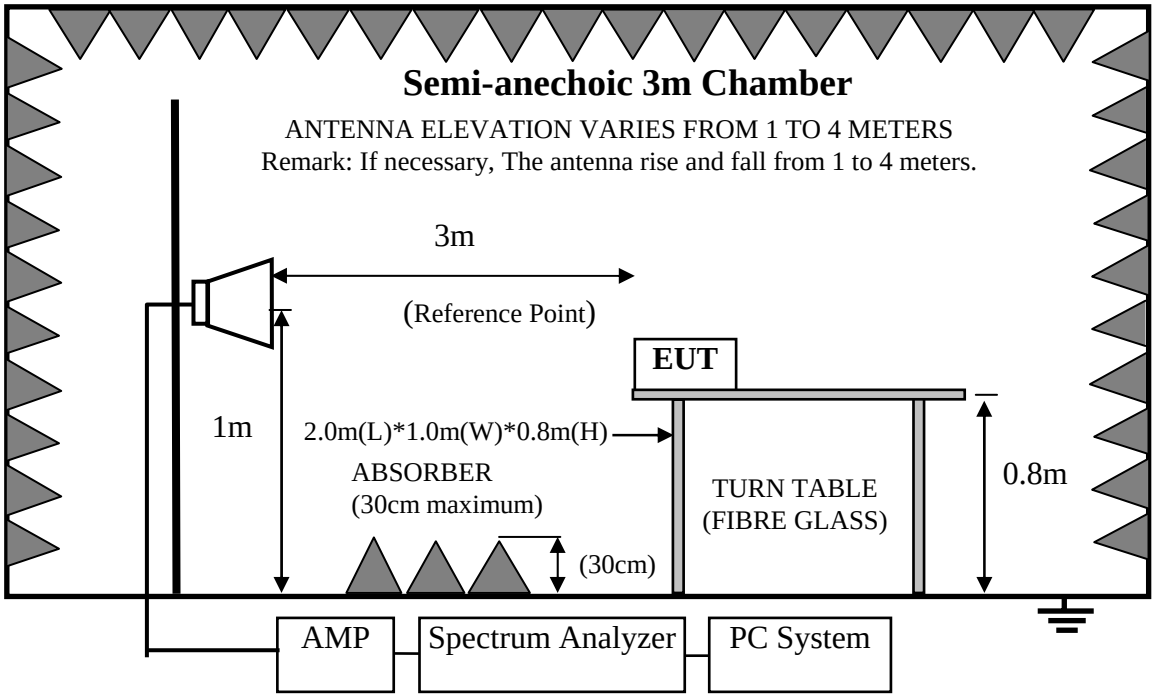

4.3.Radiated Emission Limit

4.3.1. 15.209 limits

FREQUENCY MHz	DISTANCE Meters	FIELD STRENGTHS LIMIT	
		μV/m	dB(μV)/m
30 ~ 88	3	100	40.0
88 ~ 216	3	150	43.5
216 ~ 960	3	200	46.0
960 ~ 1000	3	500	54.0
Above 1000	3	74.0 dB(μV)/m (Peak) 54.0 dB(μV)/m (Average)	

Remark： (1) Emission level dBμV = 20 log Emission level μV/m
(2) The smaller limit shall apply at the cross point between two frequency bands.
(3) Distance is the distance in meters between the measuring instrument, antenna and the closest point of any part of the device or system.

4.3.2. 15.205 Restricted bands of operation

MHz	MHz	MHz	GHz
0.090 - 0.110	16.42 - 16.423	399.9 - 410	4.5 - 5.15
[1]0.495 - 0.505	16.69475 - 16.69525	608 - 614	5.35 - 5.46
2.1735 - 2.1905	16.80425 - 16.80475	960 - 1240	7.25 - 7.75
4.125 - 4.128	25.5 - 25.67	1300 - 1427	8.025 - 8.5
4.17725 - 4.17775	37.5 - 38.25	1435 - 1626.5	9.0 - 9.2
4.20725 - 4.20775	73 - 74.6	1645.5 - 1646.5	9.3 - 9.5
6.215 - 6.218	74.8 - 75.2	1660 - 1710	10.6 - 12.7
6.26775 - 6.26825	108 - 121.94	1718.8 - 1722.2	13.25 - 13.4
6.31175 - 6.31225	123 - 138	2200 - 2300	14.47 - 14.5
8.291 - 8.294	149.9 - 150.05	2310 - 2390	15.35 - 16.2
8.362 - 8.366	156.52475 - 156.52525	2483.5 - 2500	17.7 - 21.4
8.37625 - 8.38675	156.7 - 156.9	2690 - 2900	22.01 - 23.12
8.41425 - 8.41475	162.0125 - 167.17	3260 - 3267	23.6 - 24.0
12.29 - 12.293	167.72 - 173.2	3332 - 3339	31.2 - 31.8
12.51975 - 12.52025	240 - 285	3345.8 - 3358	36.43 - 36.5
12.57675 - 12.57725	322 - 335.4	3600 - 4400	([2])

All the emissions appearing within 15.205 restricted frequency bands shall not exceed the limits shown in 15.209, all the other emissions shall be at least 20dB below the fundamental emissions, or comply with 15.209 limits.

4.4.EUT Configuration on Test

The configurations of EUT are listed in Section 3.5.

4.5.Operating Condition of EUT

Same as Conducted Emission test that is listed in Section 3.6. except the test set up replaced by Section 4.2.

4.6.Test Procedure

EUT and its simulators are placed on a turn table, which is 0.8 meter high above ground. The turn table can rotate 360 degrees to determine the position of the maximum emission level. Power on the EUT and let it working in test mode, then test it. EUT is set 3 meters away from the receiving antenna, which is mounted on a antenna tower. The antenna can be moved up and down between 1 meter and 4 meters to find out the maximum emission level. Broadband antenna (calibrated bilog antenna) is used as receiving antenna. Both horizontal and vertical polarization of the antenna are set on test.

This test was performed with EUT in X, Y, Z position, and the worse case was found when EUT in X position as test photo indicated.

The bandwidth of the EMI test receiver (R&S ESVS10) is set at 120kHz for frequency range from 30MHz to 1000 MHz.

The bandwidth of the Spectrum's VBW is set at 3MHz and RBW is set at 1MHz for peak emissions measurement above 1GHz and 1MHz RBW, 10Hz VBW for average emissions measure above 1GHz

The frequency range from 30MHz to 10th harmonic (25GHz) are checked. and no any emissions were found from 18GHz to 25 GHz, So the radiated emissions from 18GHz to 25GHz were not record.

4.7.Radiated Emission Test Results

PASS.

All the emissions from 30MHz to 25 GHz were comply with 15.209 limits.

Note: For emissions above 1GHz, if peak level comply with average limit, then the average level is deemed to comply with average limit.

Frequency: 30MHz~1GHz

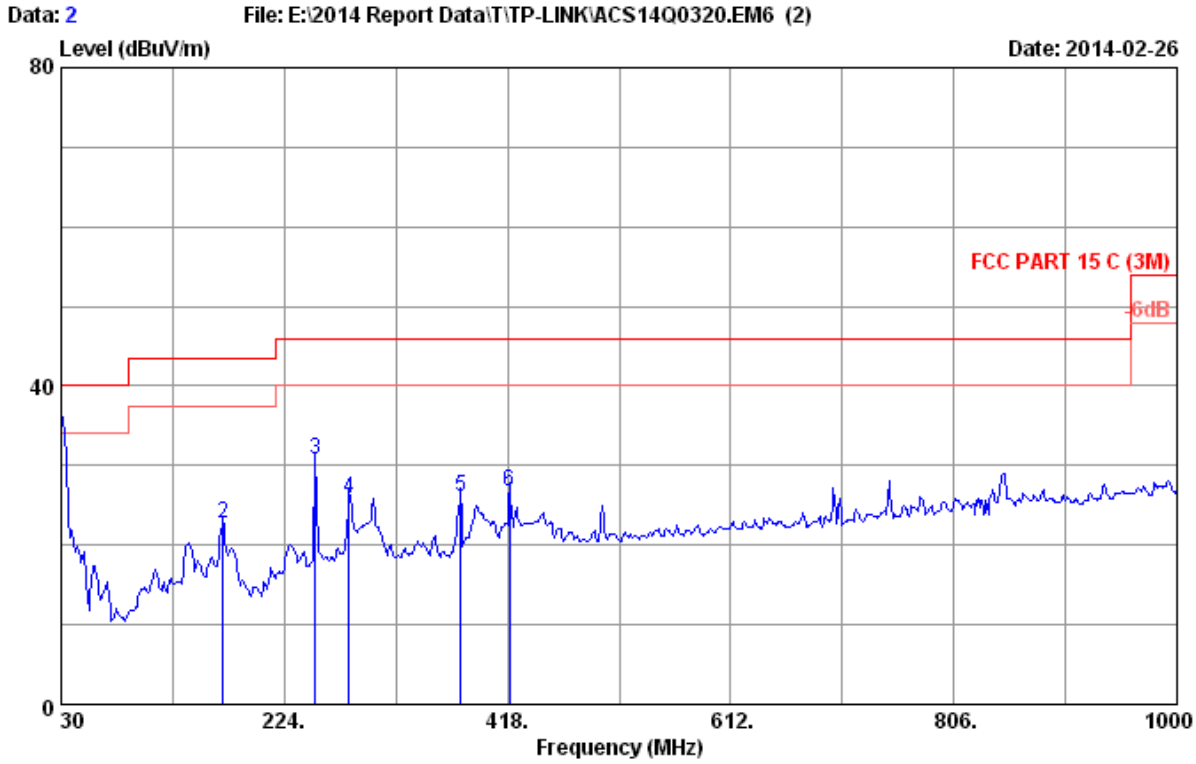


```
Site no.      : 3m Chamber                    Data no.   : 2
Dis. / Ant.   : 3m   2013 CBL6112D 35375      Ant. pol.  : HORIZONTAL
Limit         : FCC PART 15 C (3M)
Env. / Ins.   : 22.5*C/47%                    Engineer   : Even_Deng
EUT           : 150Mbps Wireless N ADSL2+ Modem Router
Power rating  : DC 9V From Adapter Input AC 120V/60Hz
Test Mode     : TX Mode
                M/N:TD-W8151N
```

No.	Freq. (MHz)	Ant. Factor (dB/m)	Cable Loss (dB)	Reading (dBuV)	Emission Level (dBuV/m)	Limits (dBuV/m)	Margin (dB)	Remark
1	30.000	20.10	0.83	15.45	36.38	40.00	3.62	QP
2	170.650	10.17	1.68	10.79	22.64	43.50	20.86	QP
3	251.160	13.16	1.98	15.55	30.69	46.00	15.31	QP
4	280.260	13.60	2.09	10.18	25.87	46.00	20.13	QP
5	377.260	15.85	2.39	7.85	26.09	46.00	19.91	QP
6	419.940	17.40	2.52	6.87	26.79	46.00	19.21	QP

Remarks: 1. Emission Level= Antenna Factor + Cable Loss + Reading.
2. The emission levels that are 20dB below the official limit are not reported.

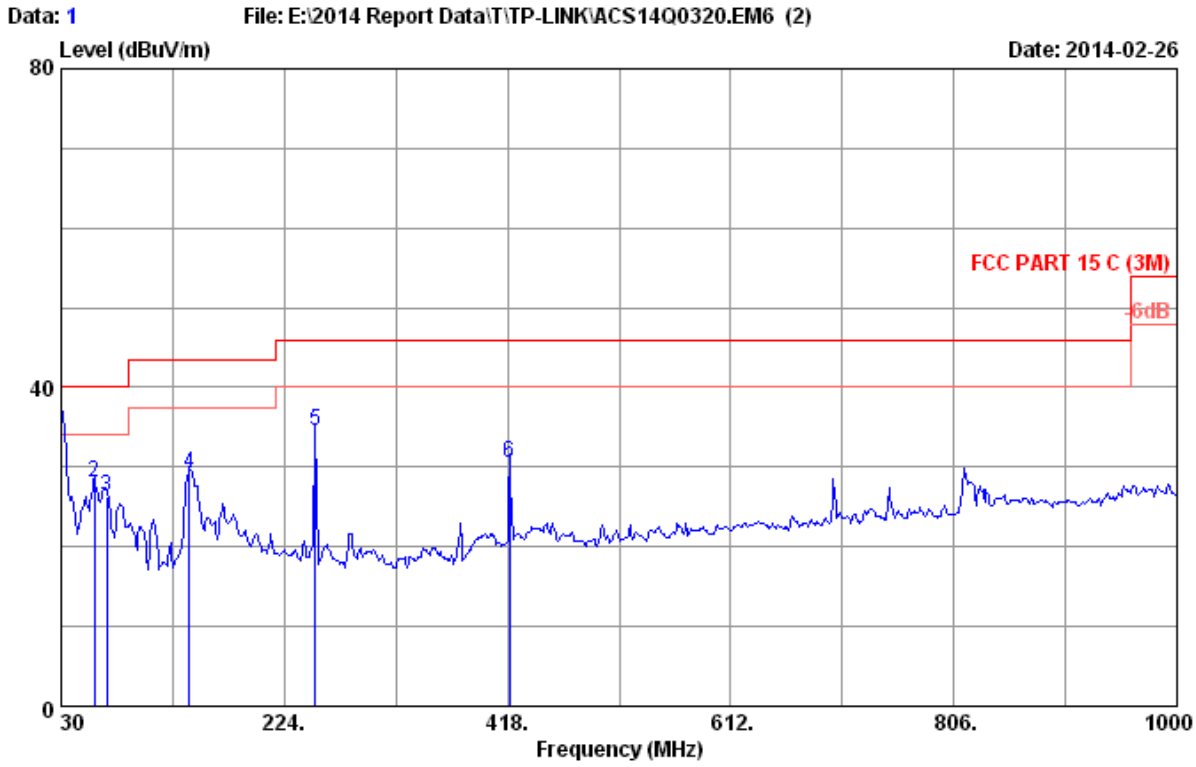

Site no. : 3m Chamber Data no. : 1
Dis. / Ant. : 3m 2013 CBL6112D 35375 Ant. pol. : VERTICAL
Limit : FCC PART 15 C (3M)
Env. / Ins. : 22.5*C/47% Engineer : Even_Deng
EUT : 150Mbps Wireless N ADSL2+ Modem Router
Power rating : DC 9V From Adapter Input AC 120V/60Hz
Test Mode : TX Mode
M/N:TD-W8151N

No.	Freq. (MHz)	Ant. Factor (dB/m)	Cable Loss (dB)	Reading (dBuV)	Emission Level (dBuV/m)	Limits (dBuV/m)	Margin (dB)	Remark
1	30.000	20.10	0.83	15.51	36.44	40.00	3.56	QP
2	59.100	6.79	1.23	20.06	28.08	40.00	11.92	QP
3	69.770	6.79	1.28	18.18	26.25	40.00	13.75	QP
4	141.550	11.89	1.57	15.66	29.12	43.50	14.38	QP
5	251.160	13.16	1.98	19.31	34.45	46.00	11.55	QP
6	419.940	17.40	2.52	10.63	30.55	46.00	15.45	QP

Remarks: 1. Emission Level= Antenna Factor + Cable Loss + Reading.
2. The emission levels that are 20dB below the official limit are not reported.

Frequency: 1GHz~18GHz

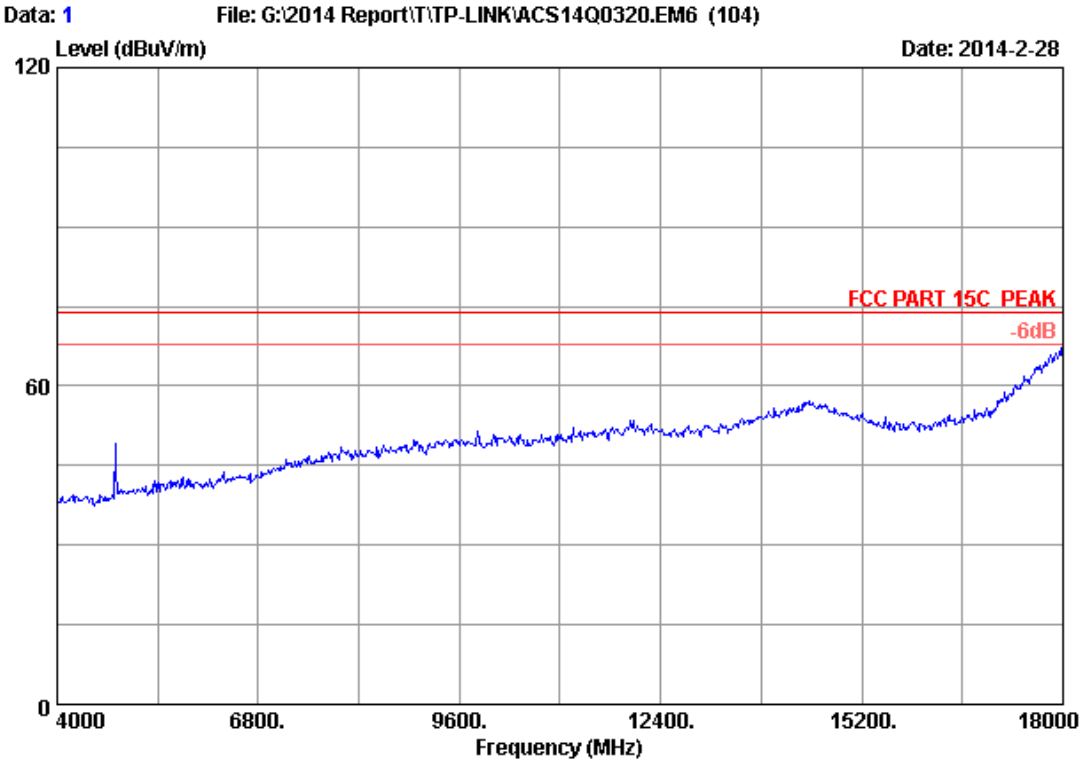


```
Site no.      : 3m Chamber                        Data no.  : 1
Dis. / Ant.   : 3m   2013 3115 (4580)        Ant. pol. : VERTICAL
Limit         : FCC PART 15C  PEAK
Env. / Ins.   : 24*C/56%                     Engineer  : Leo-Li
EUT           : 150Mbps Wireless N ADSL2+ Modem Router
Power Rating  : DC 9V From Adapter input AC 120V/60Hz
Test Mode     : IEEE802.11b  CH 1  2412MHz  Tx
M/N           : TD-W8151N
```

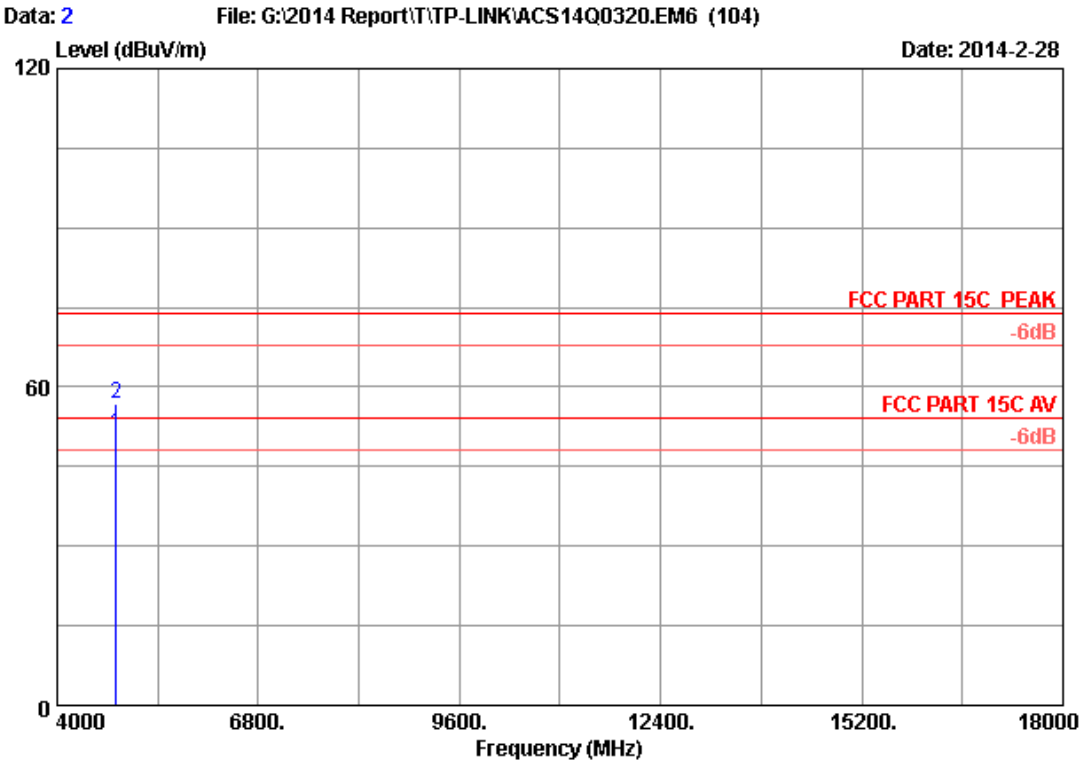

Site no. : 3m Chamber Data no. : 2
Dis. / Ant. : 3m 2013 3115 (4580) Ant. pol. : VERTICAL
Limit : FCC PART 15C PEAK
Env. / Ins. : 24*C/56% Engineer : Leo-Li
EUT : 150Mbps Wireless N ADSL2+ Modem Router
Power Rating : DC 9V From Adapter input AC 120V/60Hz
Test Mode : IEEE802.11b CH 1 2412MHz Tx
M/N : TD-W8151N

No.	Freq. (MHz)	Ant. Factor (dB/m)	Cable Loss (dB)	AMP factor (dB)	Reading (dBuV)	Emission Level (dBuV/m)	Limits (dBuV/m)	Margin (dB)	Remark
1	4824.000	32.88	8.58	35.70	45.45	51.21	54.00	2.79	Average
2	4824.000	32.88	8.58	35.70	51.12	56.88	74.00	17.12	Peak

Remarks: 1. Emission Level= Antenna Factor + Cable Loss + Reading -Amp Factor
2. The emission levels that are 20dB below the official limit are not reported.

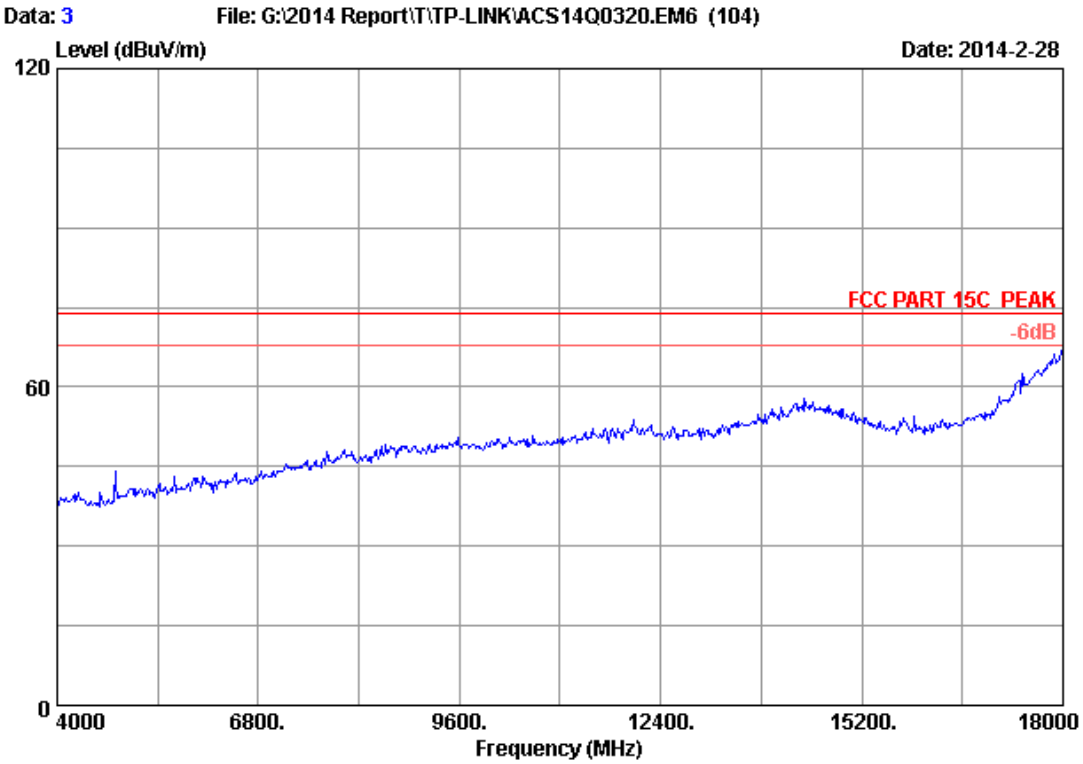


```
Site no.      : 3m Chamber                        Data no.  : 3
Dis. / Ant.   : 3m   2013 3115 (4580)        Ant. pol. : HORIZONTAL
Limit         : FCC PART 15C  PEAK
Env. / Ins.   : 24*C/56%                     Engineer  : Leo-Li
EUT           : 150Mbps Wireless N ADSL2+ Modem Router
Power Rating  : DC 9V From Adapter input AC 120V/60Hz
Test Mode     : IEEE802.11b  CH 1  2412MHz  Tx
M/N           : TD-W8151N
```

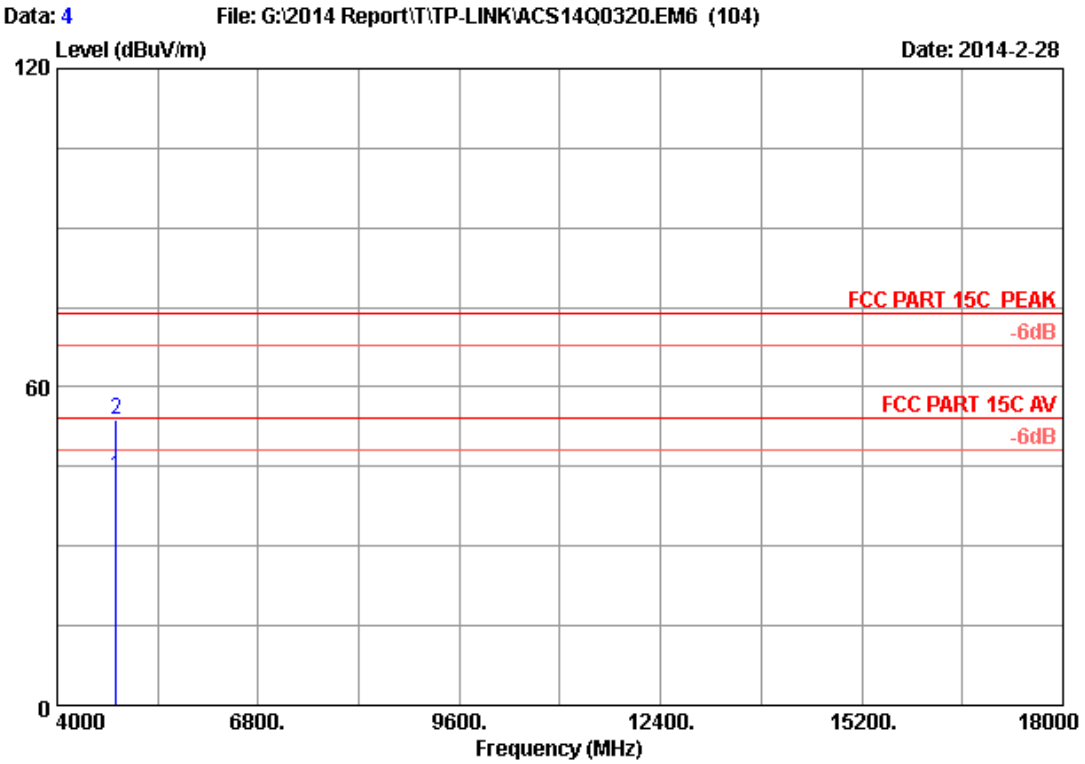

Site no. : 3m Chamber Data no. : 4
Dis. / Ant. : 3m 2013 3115 (4580) Ant. pol. : HORIZONTAL
Limit : FCC PART 15C PEAK
Env. / Ins. : 24*C/56% Engineer : Leo-Li
EUT : 150Mbps Wireless N ADSL2+ Modem Router
Power Rating : DC 9V From Adapter input AC 120V/60Hz
Test Mode : IEEE802.11b CH 1 2412MHz Tx
M/N : TD-W8151N

No.	Freq. (MHz)	Ant. Factor (dB/m)	Cable Loss (dB)	AMP factor (dB)	Reading (dBuV)	Emission Level (dBuV/m)	Limits (dBuV/m)	Margin (dB)	Remark
1	4824.000	32.88	8.58	35.70	37.46	43.22	54.00	10.78	Average
2	4824.000	32.88	8.58	35.70	48.18	53.94	74.00	20.06	Peak

Remarks: 1. Emission Level= Antenna Factor + Cable Loss + Reading -Amp Factor
2. The emission levels that are 20dB below the official limit are not reported.

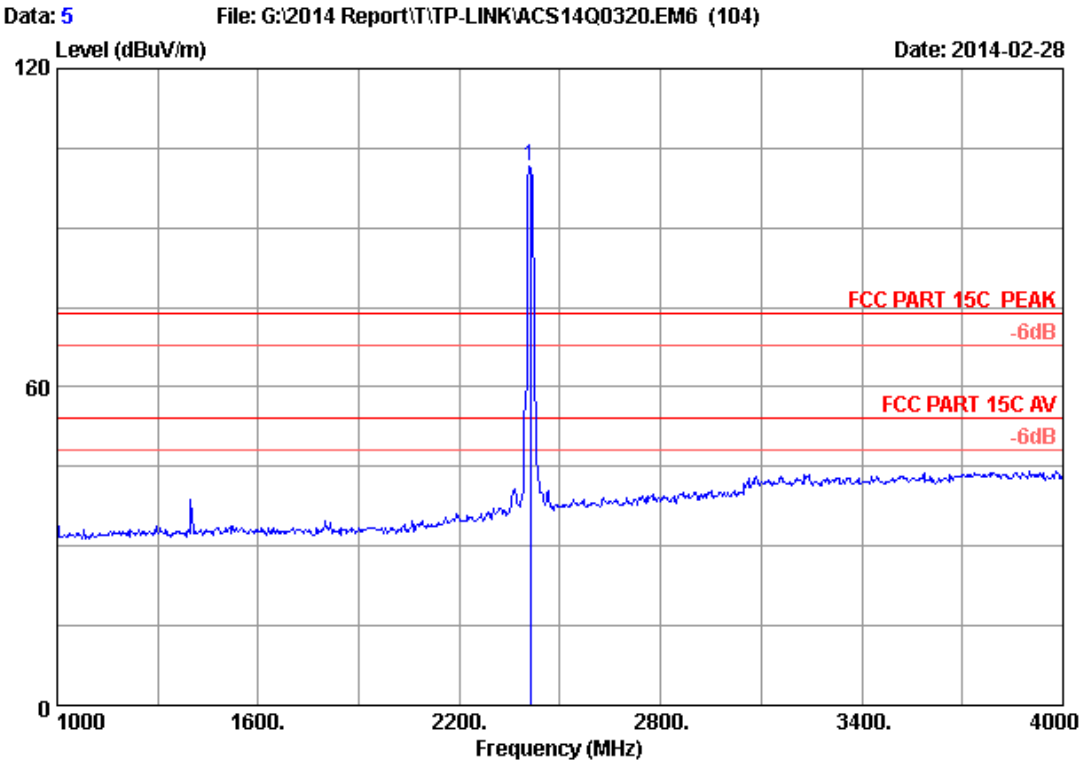

Site no. : 3m Chamber Data no. : 5
Dis. / Ant. : 3m 2013 3115 (4580) Ant. pol. : HORIZONTAL
Limit : FCC PART 15C PEAK
Env. / Ins. : 24*C/56% Engineer : Leo-Li
EUT : 150Mbps Wireless N ADSL2+ Modem Router
Power Rating : DC 9V From Adapter input AC 120V/60Hz
Test Mode : IEEE802.11b CH 1 2412MHz Tx
M/N : TD-W8151N

No.	Freq. (MHz)	Ant. Factor (dB/m)	Cable Loss (dB)	AMP factor (dB)	Reading (dBuV)	Emission Level (dBuV/m)	Limits (dBuV/m)	Margin (dB)	Remark
1	2412.000	28.21	5.81	35.70	103.32	101.64	74.00	-27.64	Peak

Remarks: 1. Emission Level= Antenna Factor + Cable Loss + Reading -Amp Factor
2. The emission levels that are 20dB below the official limit are not reported.

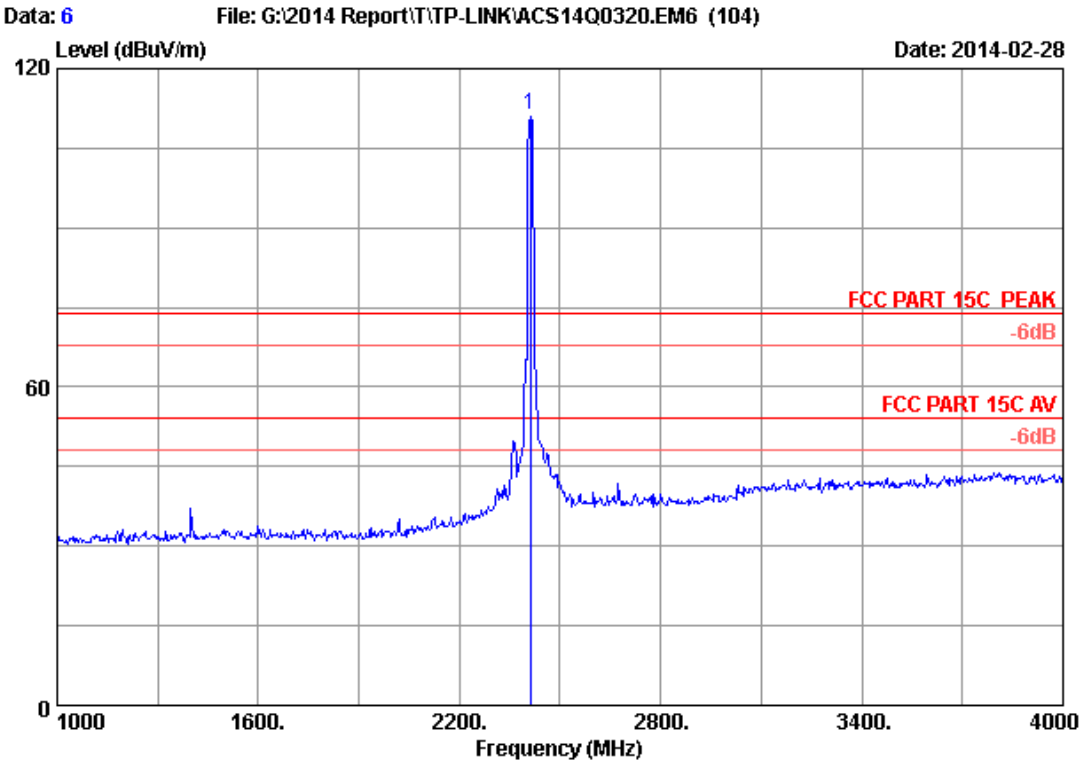

Site no. : 3m Chamber Data no. : 6
Dis. / Ant. : 3m 2013 3115 (4580) Ant. pol. : VERTICAL
Limit : FCC PART 15C PEAK
Env. / Ins. : 24*C/56% Engineer : Leo-Li
EUT : 150Mbps Wireless N ADSL2+ Modem Router
Power Rating : DC 9V From Adapter input AC 120V/60Hz
Test Mode : IEEE802.11b CH 1 2412MHz Tx
M/N : TD-W8151N

No.	Freq. (MHz)	Ant. Factor (dB/m)	Cable Loss (dB)	AMP factor (dB)	Reading (dBuV)	Emission Level (dBuV/m)	Limits (dBuV/m)	Margin (dB)	Remark
1	2412.000	28.21	5.81	35.70	112.98	111.30	74.00	-37.30	Peak

Remarks: 1. Emission Level= Antenna Factor + Cable Loss + Reading -Amp Factor
2. The emission levels that are 20dB below the official limit are not reported.

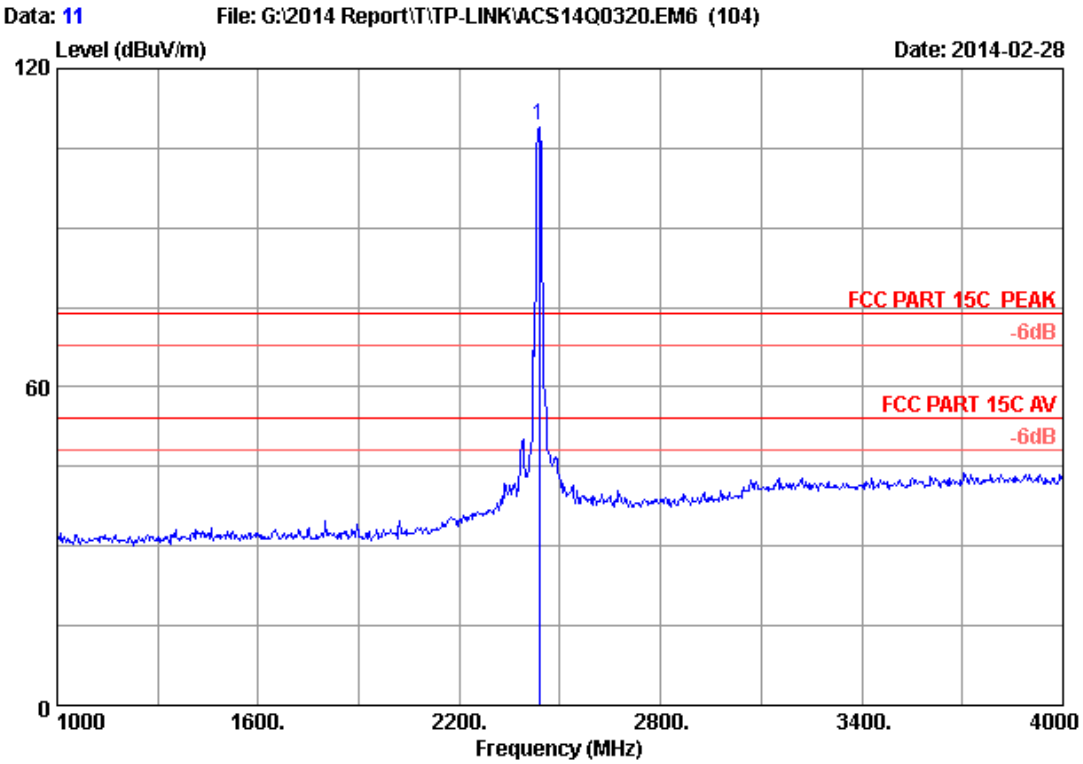

Site no. : 3m Chamber Data no. : 11
Dis. / Ant. : 3m 2013 3115 (4580) Ant. pol. : VERTICAL
Limit : FCC PART 15C PEAK
Env. / Ins. : 24*C/56% Engineer : Leo-Li
EUT : 150Mbps Wireless N ADSL2+ Modem Router
Power Rating : DC 9V From Adapter input AC 120V/60Hz
Test Mode : IEEE802.11b CH 6 2437MHz Tx
M/N : TD-W8151N

No.	Freq. (MHz)	Ant. Factor (dB/m)	Cable Loss (dB)	AMP factor (dB)	Reading (dBuV)	Emission Level (dBuV/m)	Limits (dBuV/m)	Margin (dB)	Remark
1	2437.000	28.26	5.85	35.70	110.92	109.33	74.00	-35.33	Peak

Remarks: 1. Emission Level= Antenna Factor + Cable Loss + Reading -Amp Factor
2. The emission levels that are 20dB below the official limit are not reported.

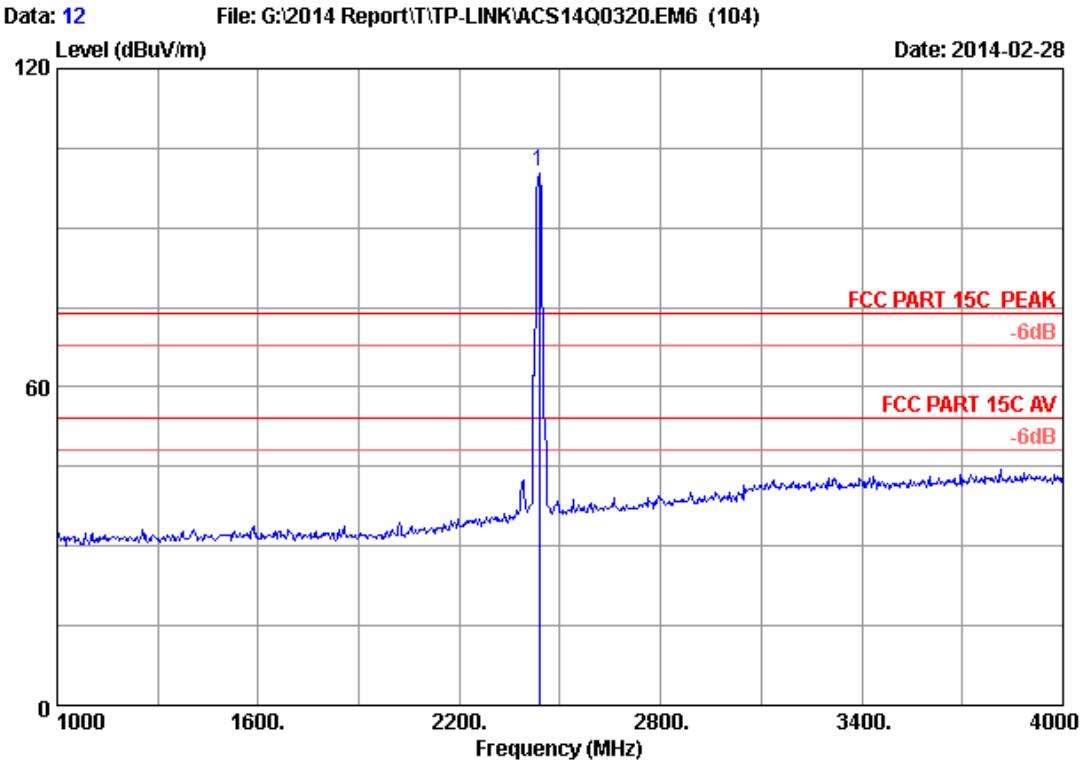

Site no. : 3m Chamber Data no. : 12
Dis. / Ant. : 3m 2013 3115 (4580) Ant. pol. : HORIZONTAL
Limit : FCC PART 15C PEAK
Env. / Ins. : 24*C/56% Engineer : Leo-Li
EUT : 150Mbps Wireless N ADSL2+ Modem Router
Power Rating : DC 9V From Adapter input AC 120V/60Hz
Test Mode : IEEE802.11b CH 6 2437MHz Tx
M/N : TD-W8151N

No.	Freq. (MHz)	Ant. Factor (dB/m)	Cable Loss (dB)	AMP factor (dB)	Reading (dBuV)	Emission Level (dBuV/m)	Limits (dBuV/m)	Margin (dB)	Remark
1	2437.000	28.26	5.85	35.70	102.11	100.52	74.00	-26.52	Peak

Remarks: 1. Emission Level= Antenna Factor + Cable Loss + Reading -Amp Factor
2. The emission levels that are 20dB below the official limit are not reported.

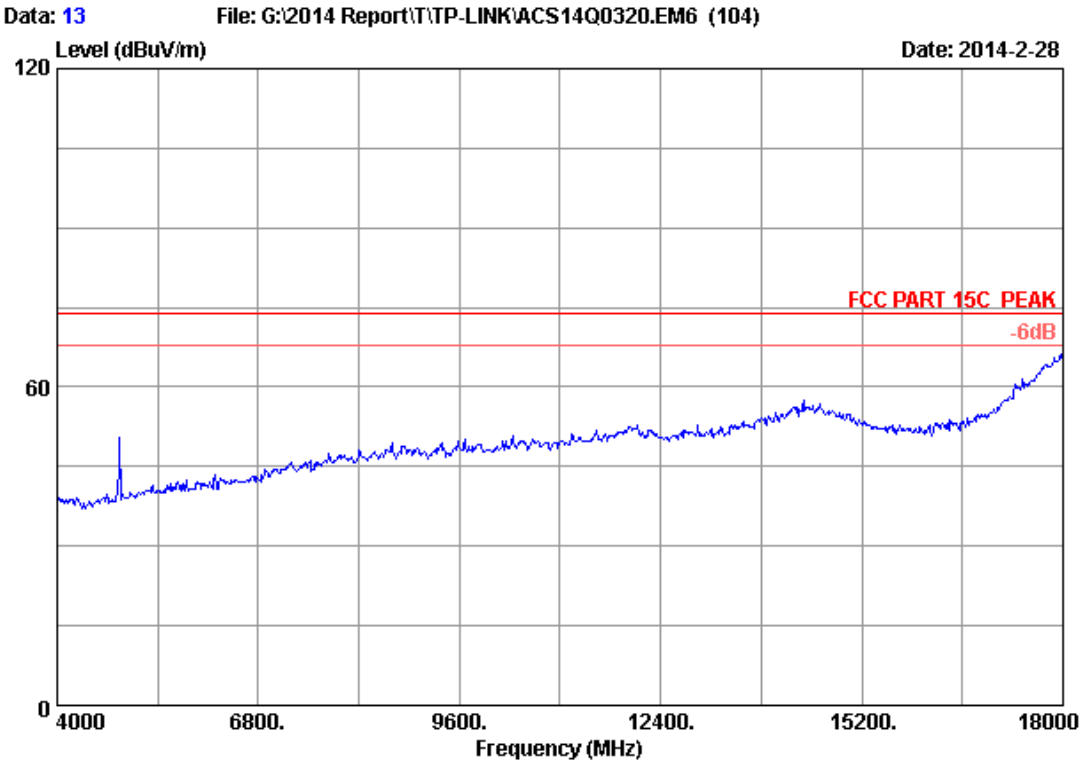


```
Site no.      : 3m Chamber                        Data no.  : 13
Dis. / Ant.   : 3m   2013 3115 (4580)        Ant. pol. : VERTICAL
Limit         : FCC PART 15C  PEAK
Env. / Ins.   : 24*C/56%                     Engineer  : Leo-Li
EUT           : 150Mbps Wireless N ADSL2+ Modem Router
Power Rating  : DC 9V From Adapter input AC 120V/60Hz
Test Mode     : IEEE802.11b  CH 6  2437MHz  Tx
M/N           : TD-W8151N
```

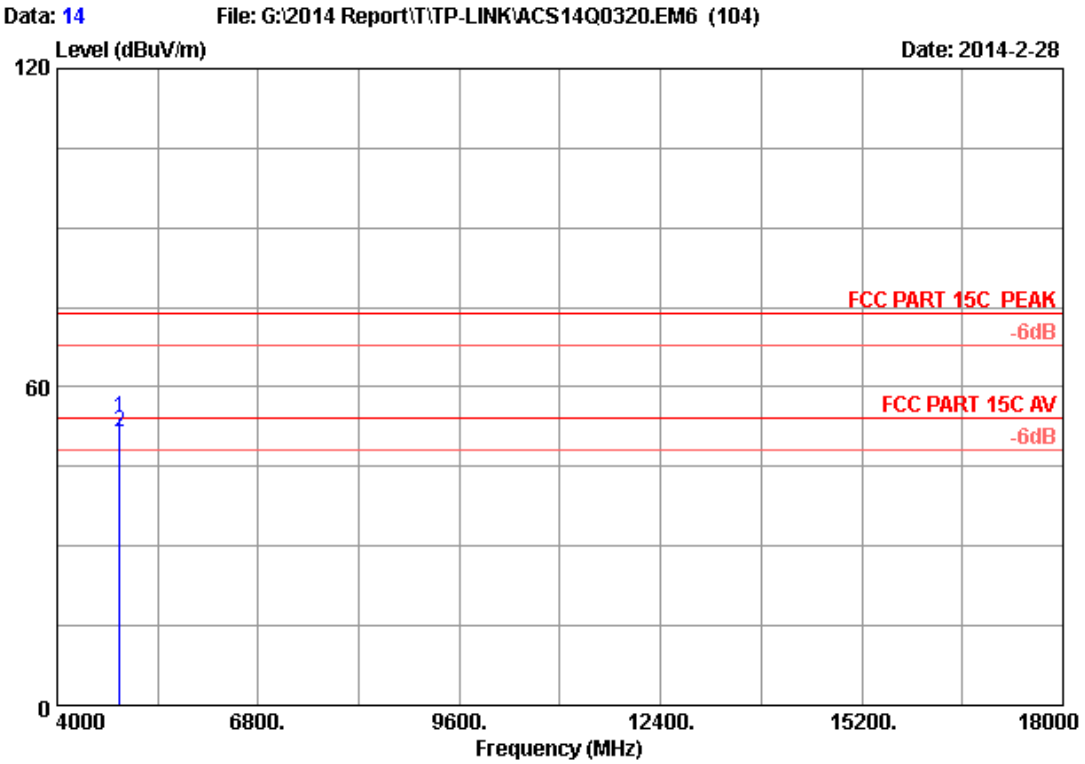

Site no. : 3m Chamber Data no. : 14
Dis. / Ant. : 3m 2013 3115 (4580) Ant. pol. : VERTICAL
Limit : FCC PART 15C PEAK
Env. / Ins. : 24*C/56% Engineer : Leo-Li
EUT : 150Mbps Wireless N ADSL2+ Modem Router
Power Rating : DC 9V From Adapter input AC 120V/60Hz
Test Mode : IEEE802.11b CH 6 2437MHz Tx
M/N : TD-W8151N

No.	Freq. (MHz)	Ant. Factor (dB/m)	Cable Loss (dB)	AMP factor (dB)	Reading (dBuV)	Emission Level (dBuV/m)	Limits (dBuV/m)	Margin (dB)	Remark
1	4874.000	32.97	8.63	35.70	48.37	54.27	74.00	19.73	Peak
2	4874.000	32.97	8.63	35.70	45.65	51.55	54.00	2.45	Average

Remarks: 1. Emission Level= Antenna Factor + Cable Loss + Reading -Amp Factor
2. The emission levels that are 20dB below the official limit are not reported.

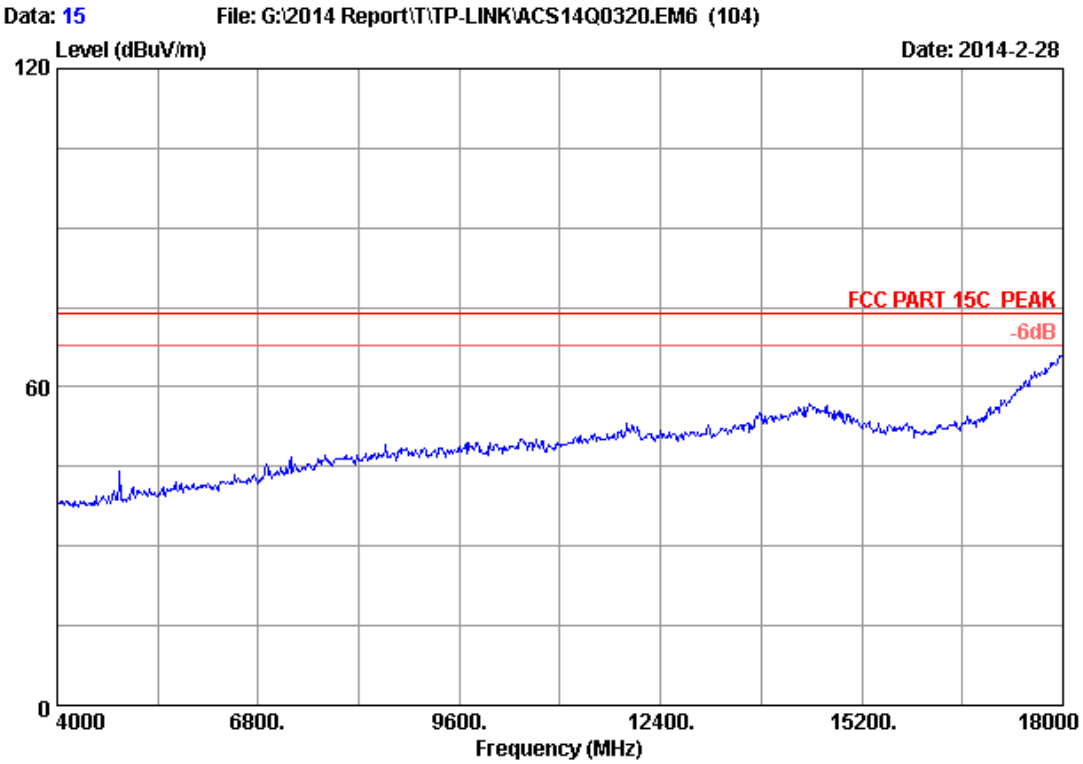


```
Site no.      : 3m Chamber                        Data no.  : 15
Dis. / Ant.   : 3m   2013 3115 (4580)        Ant. pol. : HORIZONTAL
Limit         : FCC PART 15C  PEAK
Env. / Ins.   : 24*C/56%                     Engineer  : Leo-Li
EUT           : 150Mbps Wireless N ADSL2+ Modem Router
Power Rating  : DC 9V From Adapter input AC 120V/60Hz
Test Mode     : IEEE802.11b  CH 6  2437MHz  Tx
M/N           : TD-W8151N
```

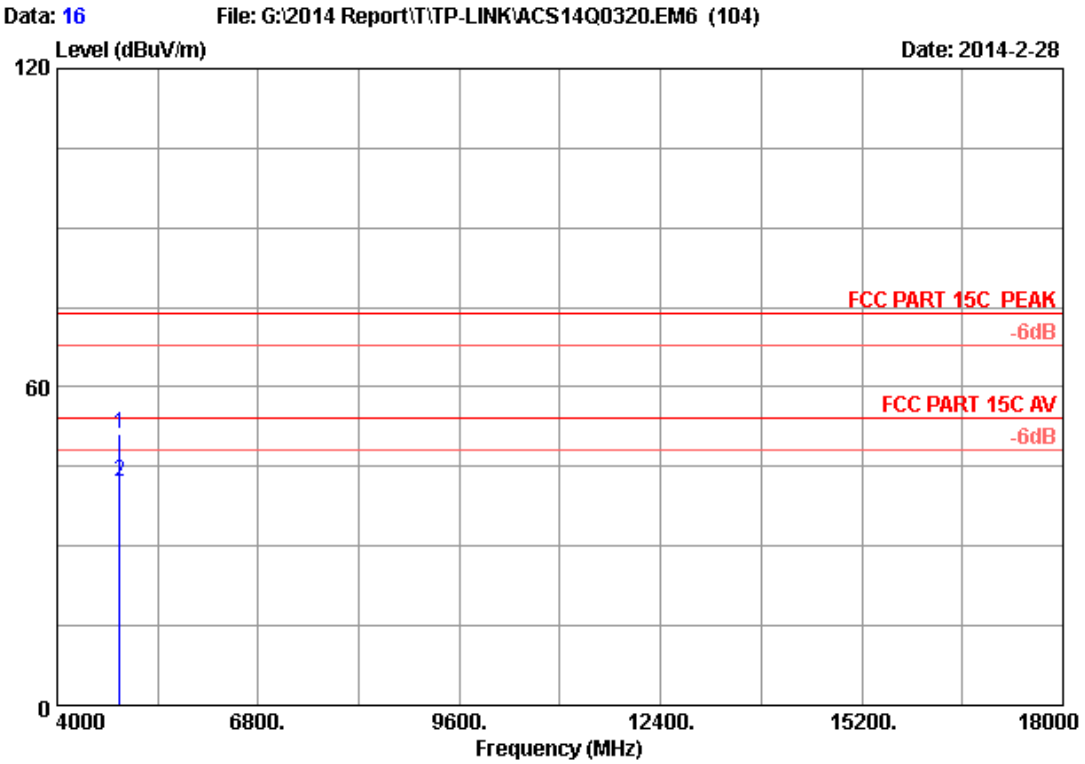

Site no. : 3m Chamber Data no. : 16
Dis. / Ant. : 3m 2013 3115 (4580) Ant. pol. : HORIZONTAL
Limit : FCC PART 15C PEAK
Env. / Ins. : 24*C/56% Engineer : Leo-Li
EUT : 150Mbps Wireless N ADSL2+ Modem Router
Power Rating : DC 9V From Adapter input AC 120V/60Hz
Test Mode : IEEE802.11b CH 6 2437MHz Tx
M/N : TD-W8151N

No.	Freq. (MHz)	Ant. Factor (dB/m)	Cable Loss (dB)	AMP factor (dB)	Reading (dBuV)	Emission Level (dBuV/m)	Limits (dBuV/m)	Margin (dB)	Remark
1	4874.000	32.97	8.63	35.70	45.40	51.30	74.00	22.70	Peak
2	4874.000	32.97	8.63	35.70	36.34	42.24	54.00	11.76	Average

Remarks: 1. Emission Level= Antenna Factor + Cable Loss + Reading -Amp Factor
2. The emission levels that are 20dB below the official limit are not reported.

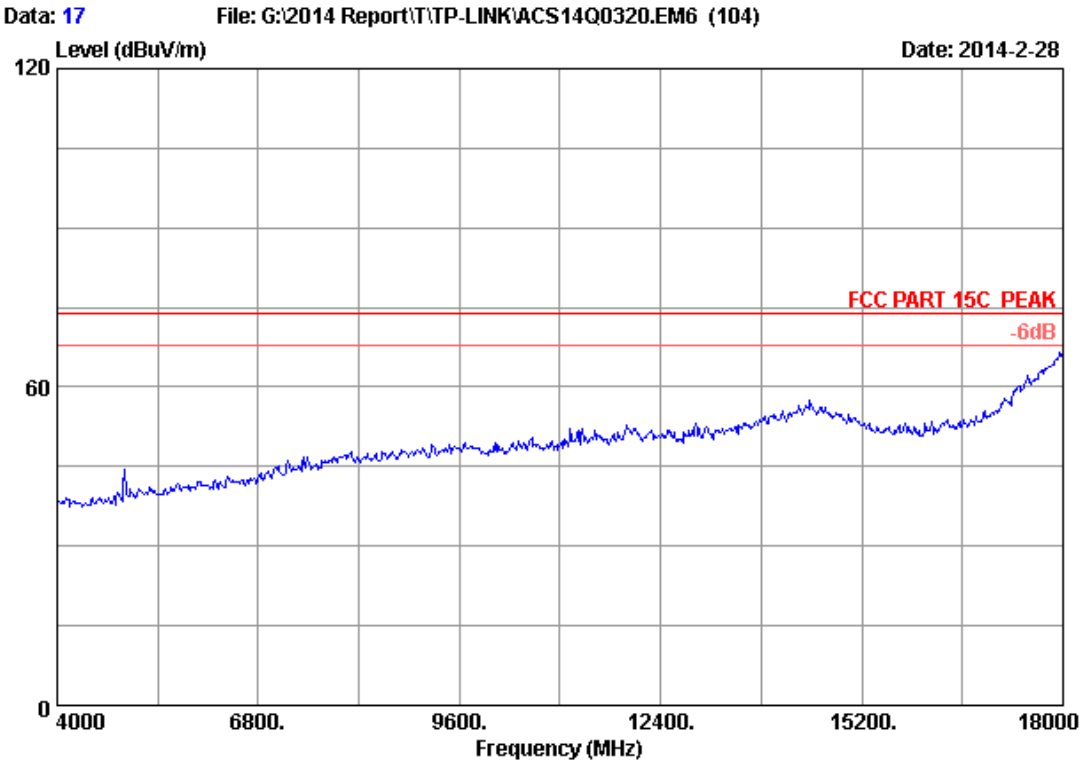


```
Site no.      : 3m Chamber                        Data no.  : 17
Dis. / Ant.   : 3m   2013 3115 (4580)        Ant. pol. : HORIZONTAL
Limit         : FCC PART 15C  PEAK
Env. / Ins.   : 24*C/56%                     Engineer  : Leo-Li
EUT           : 150Mbps Wireless N ADSL2+ Modem Router
Power Rating  : DC 9V From Adapter input AC 120V/60Hz
Test Mode     : IEEE802.11b  CH11  2462MHz  Tx
M/N           : TD-W8151N
```

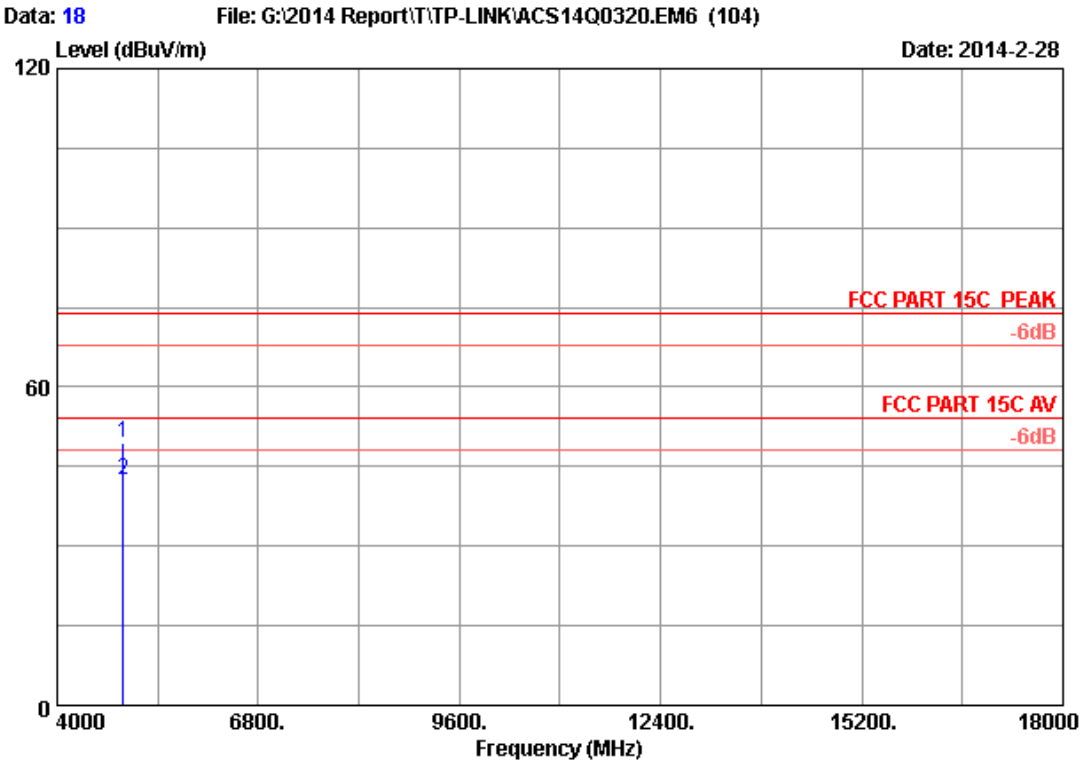

Site no. : 3m Chamber Data no. : 18
Dis. / Ant. : 3m 2013 3115 (4580) Ant. pol. : HORIZONTAL
Limit : FCC PART 15C PEAK
Env. / Ins. : 24*C/56% Engineer : Leo-Li
EUT : 150Mbps Wireless N ADSL2+ Modem Router
Power Rating : DC 9V From Adapter input AC 120V/60Hz
Test Mode : IEEE802.11b CH11 2462MHz Tx
M/N : TD-W8151N

No.	Freq. (MHz)	Ant. Factor (dB/m)	Cable Loss (dB)	AMP factor (dB)	Reading (dBuV)	Emission Level (dBuV/m)	Limits (dBuV/m)	Margin (dB)	Remark
1	4924.000	33.06	8.69	35.70	43.32	49.37	74.00	24.63	Peak
2	4924.000	33.06	8.69	35.70	36.47	42.52	54.00	11.48	Average

Remarks: 1. Emission Level= Antenna Factor + Cable Loss + Reading -Amp Factor
2. The emission levels that are 20dB below the official limit are not reported.

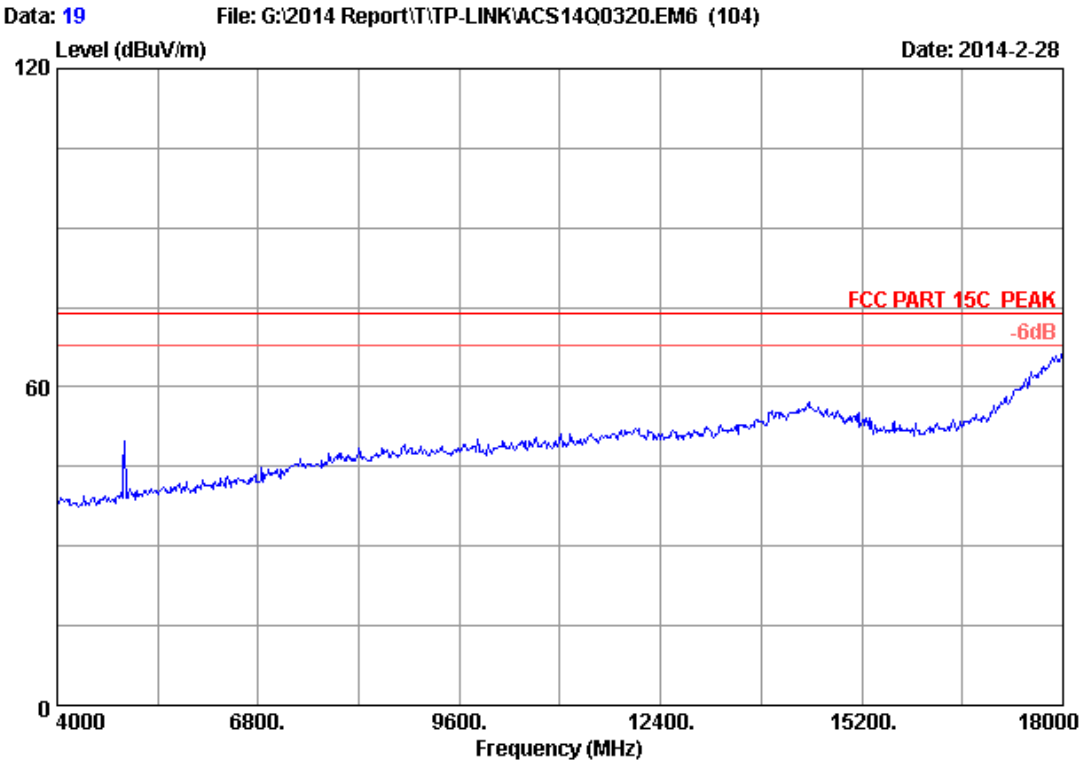


```
Site no.      : 3m Chamber                        Data no.  : 19
Dis. / Ant.   : 3m   2013 3115 (4580)        Ant. pol. : VERTICAL
Limit         : FCC PART 15C  PEAK
Env. / Ins.   : 24*C/56%                     Engineer  : Leo-Li
EUT           : 150Mbps Wireless N ADSL2+ Modem Router
Power Rating  : DC 9V From Adapter input AC 120V/60Hz
Test Mode     : IEEE802.11b  CH11  2462MHz  Tx
M/N           : TD-W8151N
```

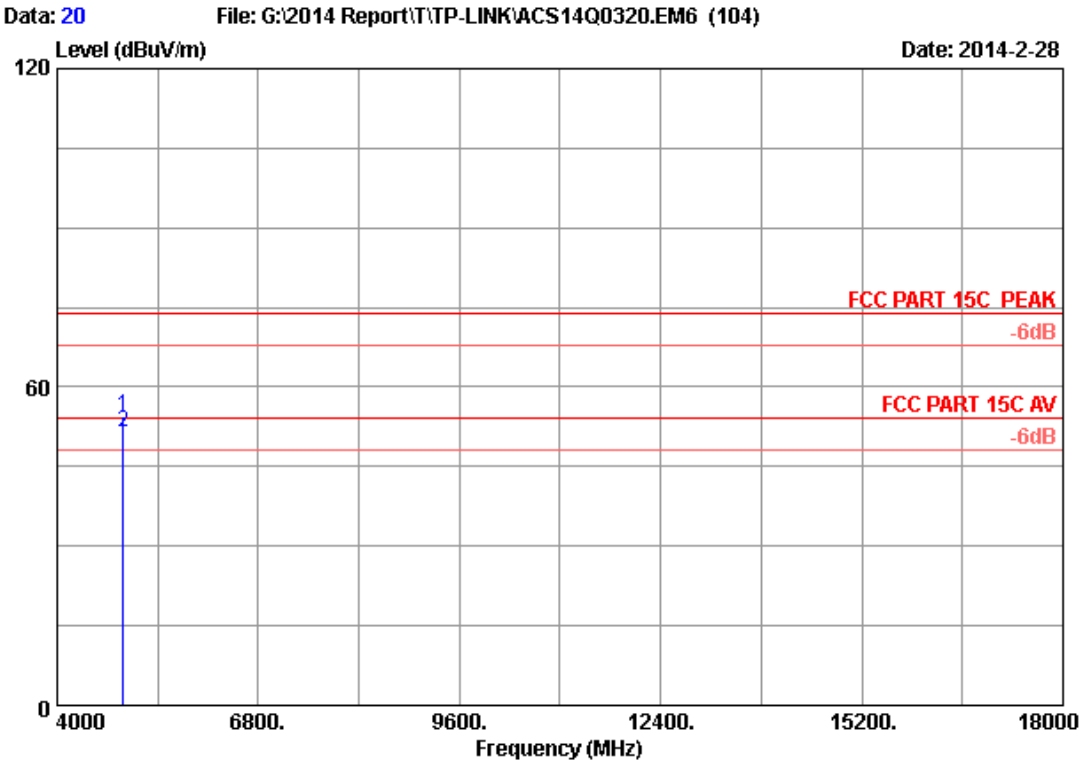

Site no. : 3m Chamber Data no. : 20
Dis. / Ant. : 3m 2013 3115 (4580) Ant. pol. : VERTICAL
Limit : FCC PART 15C PEAK
Env. / Ins. : 24*C/56% Engineer : Leo-Li
EUT : 150Mbps Wireless N ADSL2+ Modem Router
Power Rating : DC 9V From Adapter input AC 120V/60Hz
Test Mode : IEEE802.11b CH11 2462MHz Tx
M/N : TD-W8151N

No.	Freq. (MHz)	Ant. Factor (dB/m)	Cable Loss (dB)	AMP factor (dB)	Reading (dBuV)	Emission Level (dBuV/m)	Limits (dBuV/m)	Margin (dB)	Remark
1	4924.000	33.06	8.69	35.70	48.45	54.50	74.00	19.50	Peak
2	4924.000	33.06	8.69	35.70	45.35	51.40	54.00	2.60	Average

Remarks: 1. Emission Level= Antenna Factor + Cable Loss + Reading -Amp Factor
2. The emission levels that are 20dB below the official limit are not reported.

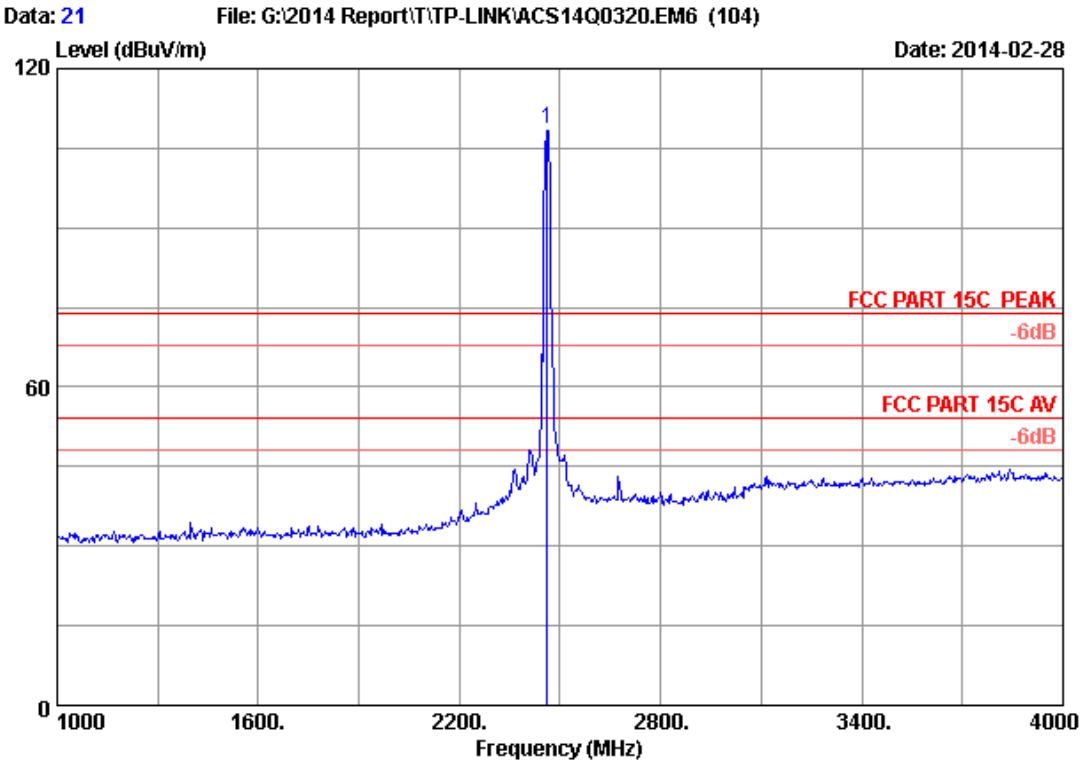

Site no. : 3m Chamber Data no. : 21
Dis. / Ant. : 3m 2013 3115 (4580) Ant. pol. : VERTICAL
Limit : FCC PART 15C PEAK
Env. / Ins. : 24*C/56% Engineer : Leo-Li
EUT : 150Mbps Wireless N ADSL2+ Modem Router
Power Rating : DC 9V From Adapter input AC 120V/60Hz
Test Mode : IEEE802.11b CH11 2462MHz Tx
M/N : TD-W8151N

No.	Freq. (MHz)	Ant. Factor (dB/m)	Cable Loss (dB)	AMP factor (dB)	Reading (dBuV)	Emission Level (dBuV/m)	Limits (dBuV/m)	Margin (dB)	Remark
1	2462.000	28.32	5.89	35.70	110.02	108.53	74.00	-34.53	Peak

Remarks: 1. Emission Level= Antenna Factor + Cable Loss + Reading -Amp Factor
2. The emission levels that are 20dB below the official limit are not reported.

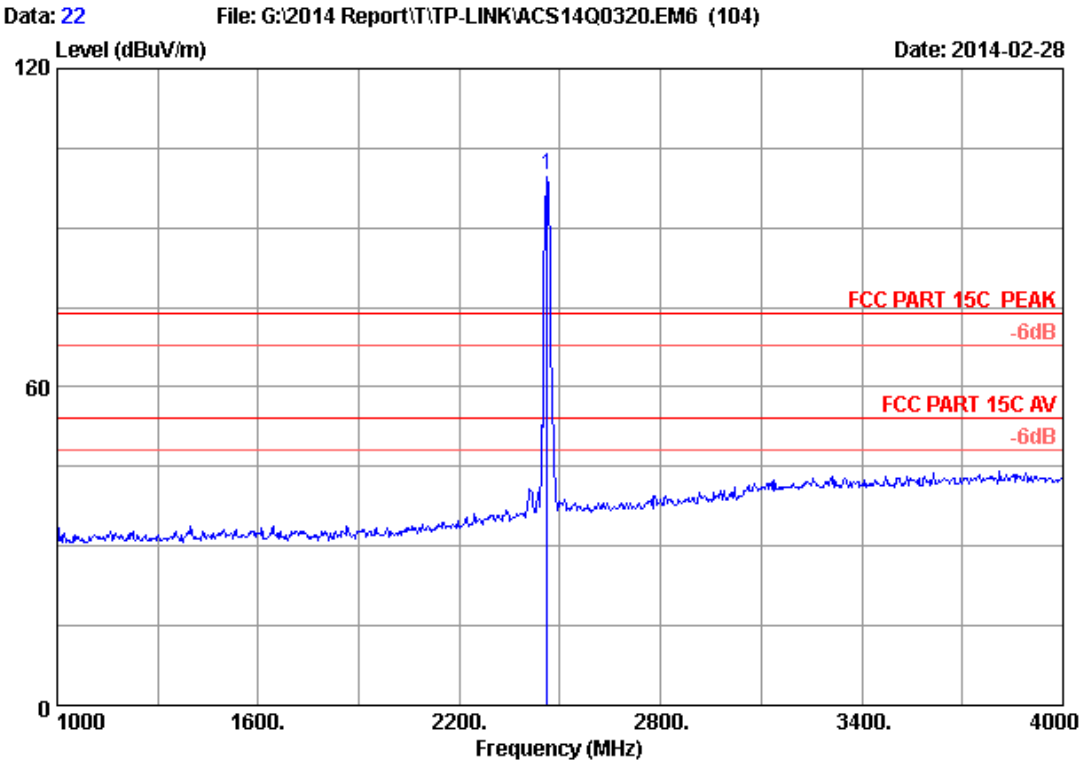

Site no. : 3m Chamber Data no. : 22
Dis. / Ant. : 3m 2013 3115 (4580) Ant. pol. : HORIZONTAL
Limit : FCC PART 15C PEAK
Env. / Ins. : 24*C/56% Engineer : Leo-Li
EUT : 150Mbps Wireless N ADSL2+ Modem Router
Power Rating : DC 9V From Adapter input AC 120V/60Hz
Test Mode : IEEE802.11b CH11 2462MHz Tx
M/N : TD-W8151N

No.	Freq. (MHz)	Ant. Factor (dB/m)	Cable Loss (dB)	AMP factor (dB)	Reading (dBuV)	Emission Level (dBuV/m)	Limits (dBuV/m)	Margin (dB)	Remark
1	2462.000	28.32	5.89	35.70	101.44	99.95	74.00	-25.95	Peak

Remarks: 1. Emission Level= Antenna Factor + Cable Loss + Reading -Amp Factor
2. The emission levels that are 20dB below the official limit are not reported.

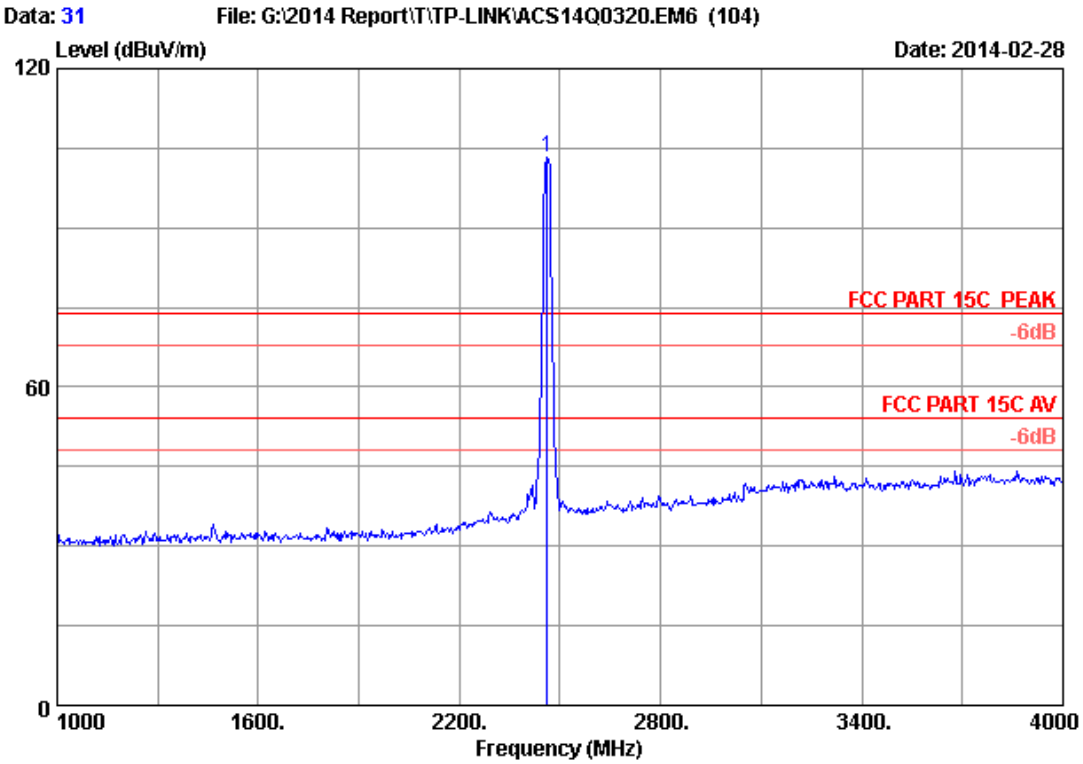

Site no. : 3m Chamber Data no. : 31
Dis. / Ant. : 3m 2013 3115 (4580) Ant. pol. : HORIZONTAL
Limit : FCC PART 15C PEAK
Env. / Ins. : 24*C/56% Engineer : Leo-Li
EUT : 150Mbps Wireless N ADSL2+ Modem Router
Power Rating : DC 9V From Adapter input AC 120V/60Hz
Test Mode : IEEE802.11g CH11 2462MHz Tx
M/N : TD-W8151N

No.	Freq. (MHz)	Ant. Factor (dB/m)	Cable Loss (dB)	AMP factor (dB)	Reading (dBuV)	Emission Level (dBuV/m)	Limits (dBuV/m)	Margin (dB)	Remark
1	2462.000	28.32	5.89	35.70	104.76	103.27	74.00	-29.27	Peak

Remarks: 1. Emission Level= Antenna Factor + Cable Loss + Reading -Amp Factor
2. The emission levels that are 20dB below the official limit are not reported.

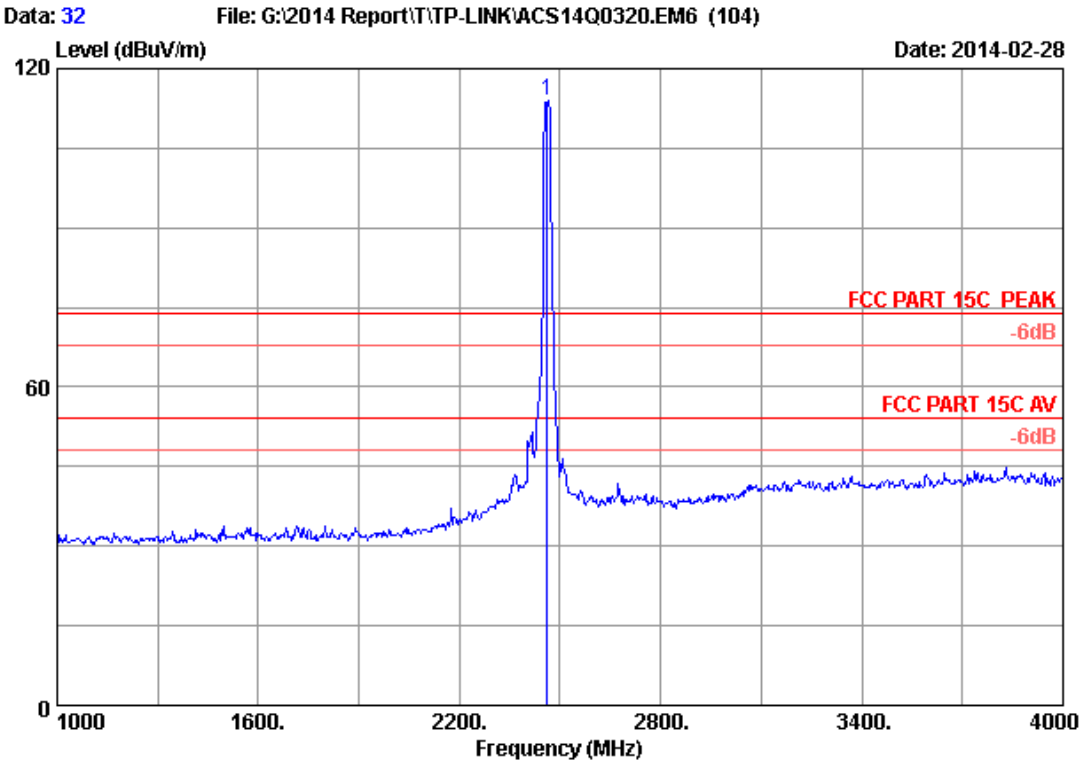

Site no. : 3m Chamber Data no. : 32
Dis. / Ant. : 3m 2013 3115 (4580) Ant. pol. : VERTICAL
Limit : FCC PART 15C PEAK
Env. / Ins. : 24*C/56% Engineer : Leo-Li
EUT : 150Mbps Wireless N ADSL2+ Modem Router
Power Rating : DC 9V From Adapter input AC 120V/60Hz
Test Mode : IEEE802.11g CH11 2462MHz Tx
M/N : TD-W8151N

No.	Freq. (MHz)	Ant. Factor (dB/m)	Cable Loss (dB)	AMP factor (dB)	Reading (dBuV)	Emission Level (dBuV/m)	Limits (dBuV/m)	Margin (dB)	Remark
1	2462.000	28.32	5.89	35.70	115.36	113.87	74.00	-39.87	Peak

Remarks: 1. Emission Level= Antenna Factor + Cable Loss + Reading -Amp Factor
2. The emission levels that are 20dB below the official limit are not reported.

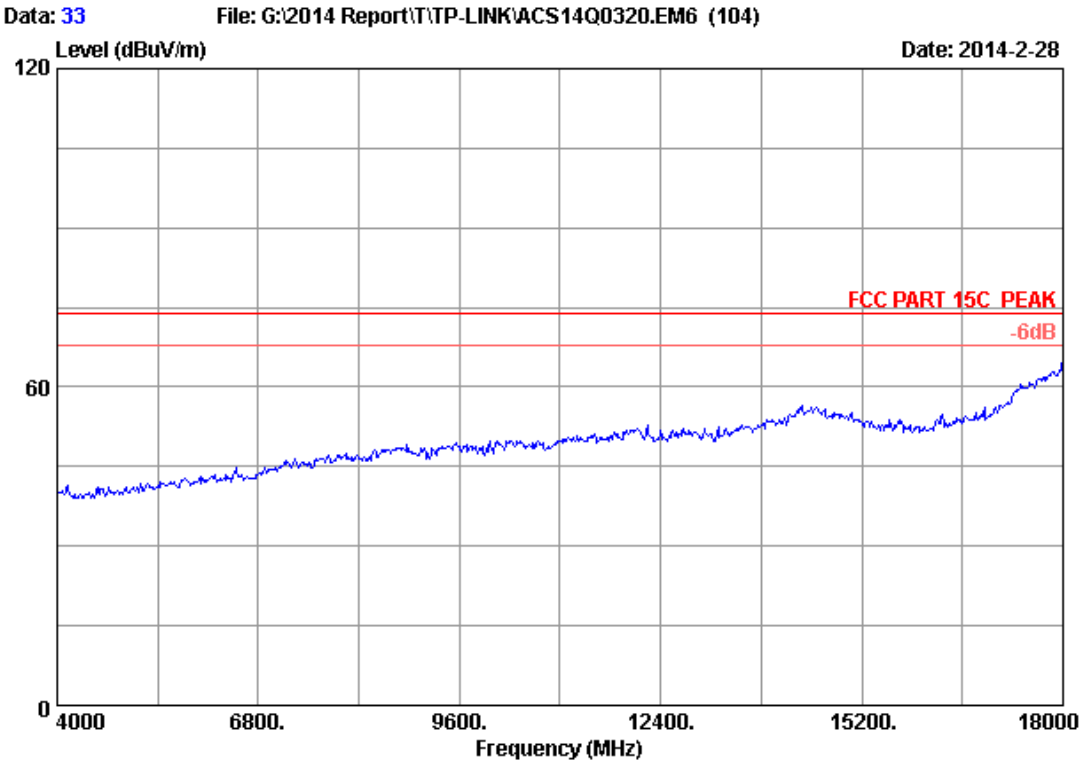


```
Site no.      : 3m Chamber                        Data no.  : 33
Dis. / Ant.   : 3m   2013 3115 (4580)        Ant. pol. : VERTICAL
Limit         : FCC PART 15C  PEAK
Env. / Ins.   : 24*C/56%                     Engineer  : Leo-Li
EUT           : 150Mbps Wireless N ADSL2+ Modem Router
Power Rating  : DC 9V From Adapter input AC 120V/60Hz
Test Mode     : IEEE802.11g  CH11 2462MHz  Tx
M/N           : TD-W8151N
```

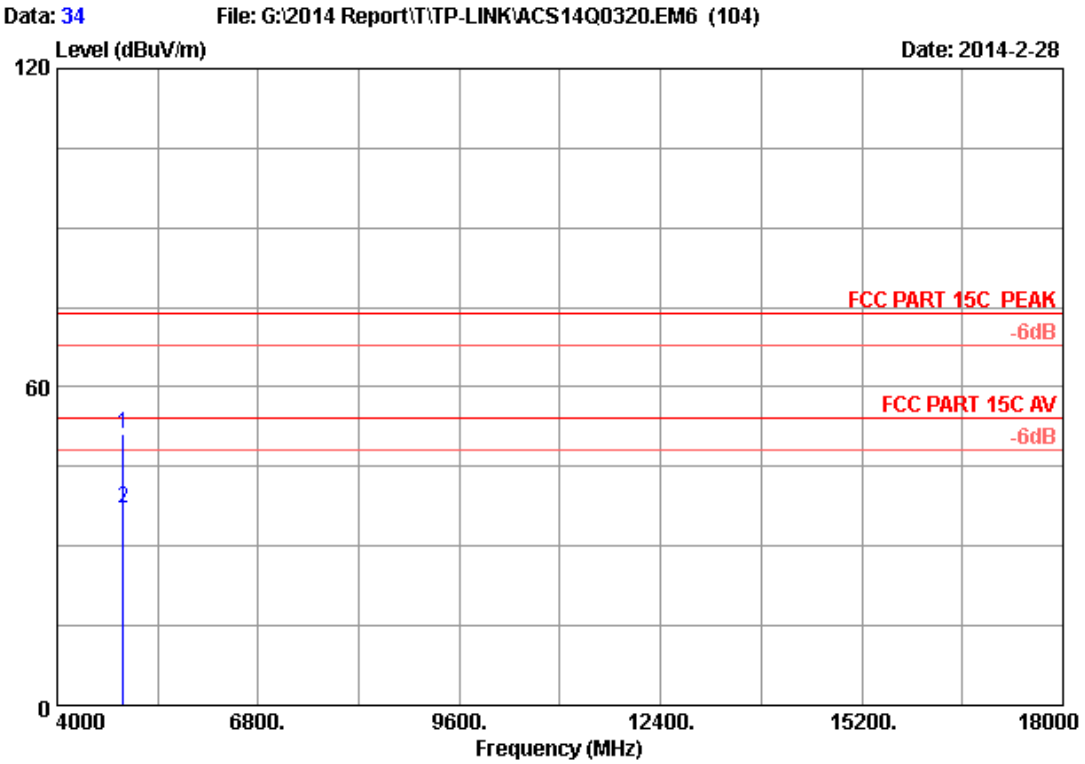

Site no. : 3m Chamber Data no. : 34
Dis. / Ant. : 3m 2013 3115 (4580) Ant. pol. : VERTICAL
Limit : FCC PART 15C PEAK
Env. / Ins. : 24*C/56% Engineer : Leo-Li
EUT : 150Mbps Wireless N ADSL2+ Modem Router
Power Rating : DC 9V From Adapter input AC 120V/60Hz
Test Mode : IEEE802.11g CH11 2462MHz Tx
M/N : TD-W8151N

No.	Freq. (MHz)	Ant. Factor (dB/m)	Cable Loss (dB)	AMP factor (dB)	Reading (dBuV)	Emission Level (dBuV/m)	Limits (dBuV/m)	Margin (dB)	Remark
1	4924.000	33.06	8.69	35.70	45.23	51.28	74.00	22.72	Peak
2	4924.000	33.06	8.69	35.70	31.02	37.07	54.00	16.93	Average

Remarks: 1. Emission Level= Antenna Factor + Cable Loss + Reading -Amp Factor
2. The emission levels that are 20dB below the official limit are not reported.

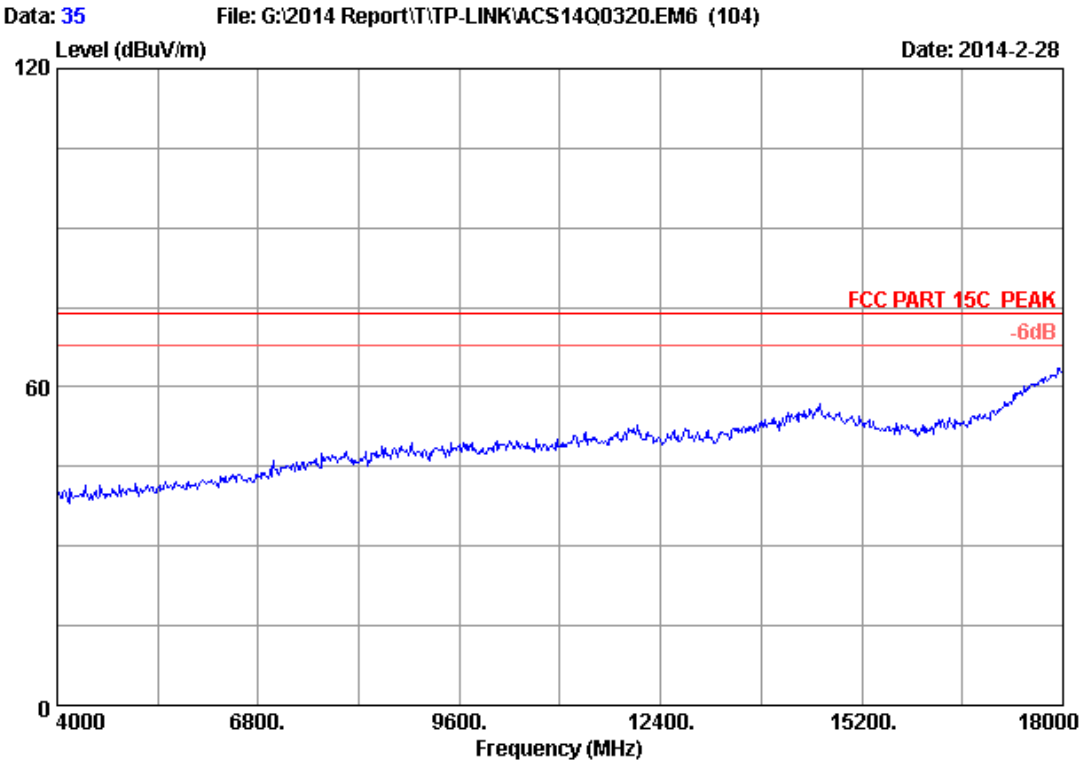


```
Site no.      : 3m Chamber                        Data no.  : 35
Dis. / Ant.   : 3m   2013 3115 (4580)        Ant. pol. : HORIZONTAL
Limit         : FCC PART 15C  PEAK
Env. / Ins.   : 24*C/56%                     Engineer  : Leo-Li
EUT           : 150Mbps Wireless N ADSL2+ Modem Router
Power Rating  : DC 9V From Adapter input AC 120V/60Hz
Test Mode     : IEEE802.11g  CH11 2462MHz  Tx
M/N           : TD-W8151N
```

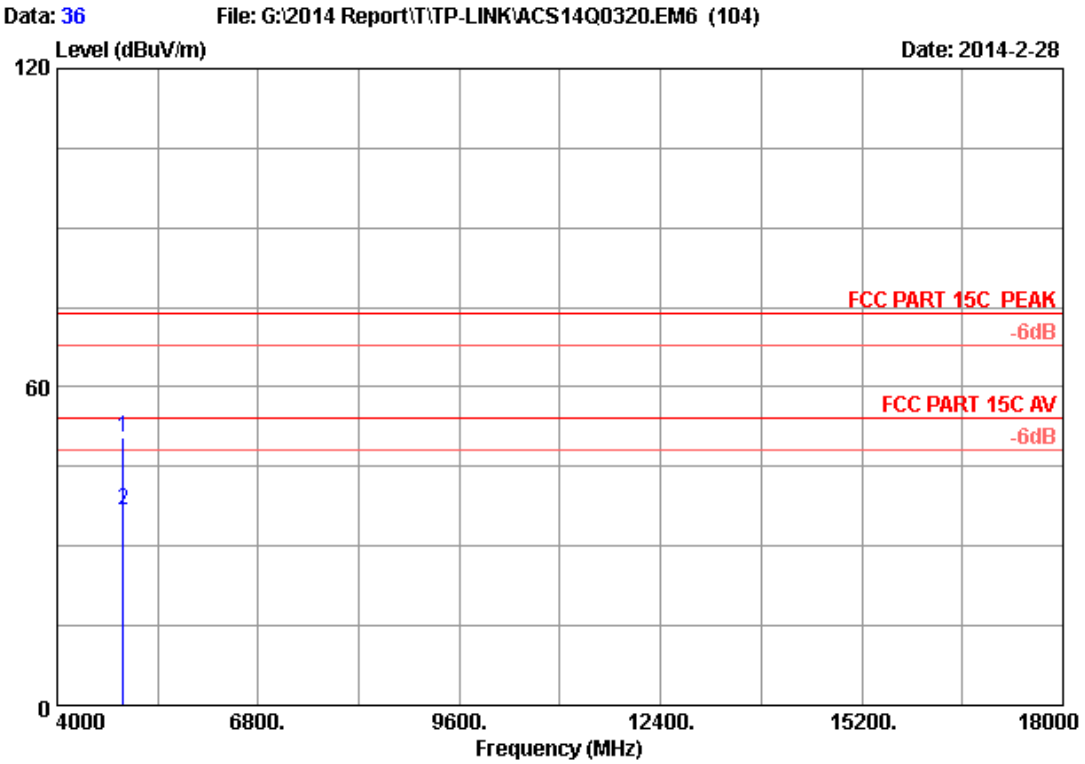

Site no. : 3m Chamber Data no. : 36
Dis. / Ant. : 3m 2013 3115 (4580) Ant. pol. : HORIZONTAL
Limit : FCC PART 15C PEAK
Env. / Ins. : 24*C/56% Engineer : Leo-Li
EUT : 150Mbps Wireless N ADSL2+ Modem Router
Power Rating : DC 9V From Adapter input AC 120V/60Hz
Test Mode : IEEE802.11g CH11 2462MHz Tx
M/N : TD-W8151N

No.	Freq. (MHz)	Ant. Factor (dB/m)	Cable Loss (dB)	AMP factor (dB)	Reading (dBuV)	Emission Level (dBuV/m)	Limits (dBuV/m)	Margin (dB)	Remark
1	4924.000	33.06	8.69	35.70	44.59	50.64	74.00	23.36	Peak
2	4924.000	33.06	8.69	35.70	30.71	36.76	54.00	17.24	Average

Remarks: 1. Emission Level= Antenna Factor + Cable Loss + Reading -Amp Factor
2. The emission levels that are 20dB below the official limit are not reported.

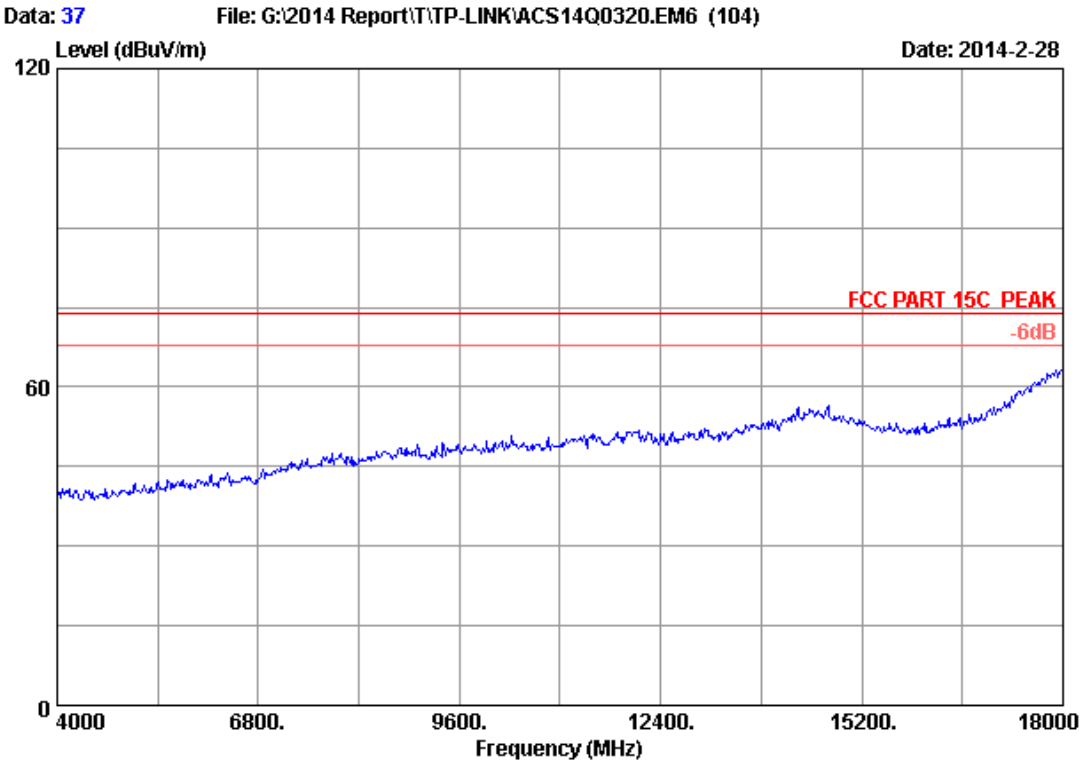


```
Site no.      : 3m Chamber                        Data no.  : 37
Dis. / Ant.   : 3m   2013 3115 (4580)        Ant. pol. : HORIZONTAL
Limit         : FCC PART 15C  PEAK
Env. / Ins.   : 24*C/56%                     Engineer  : Leo-Li
EUT           : 150Mbps Wireless N ADSL2+ Modem Router
Power Rating  : DC 9V From Adapter input AC 120V/60Hz
Test Mode     : IEEE802.11g  CH6 2437MHz  Tx
M/N           : TD-W8151N
```

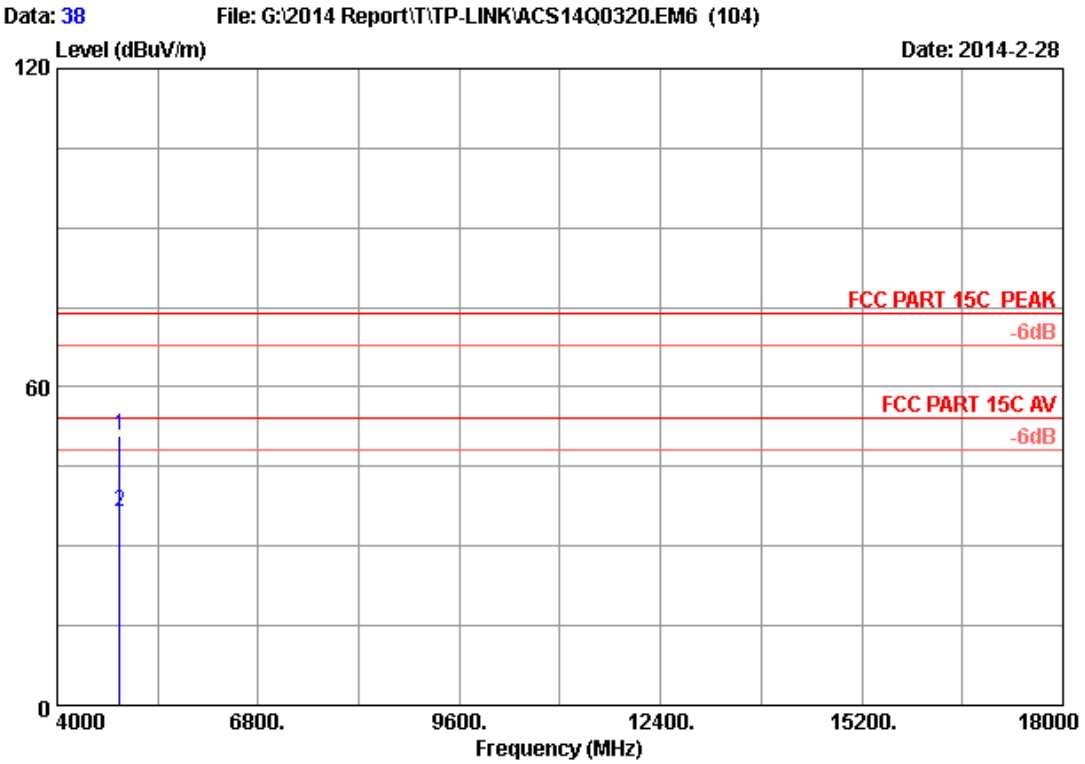

Site no. : 3m Chamber Data no. : 38
Dis. / Ant. : 3m 2013 3115 (4580) Ant. pol. : HORIZONTAL
Limit : FCC PART 15C PEAK
Env. / Ins. : 24*C/56% Engineer : Leo-Li
EUT : 150Mbps Wireless N ADSL2+ Modem Router
Power Rating : DC 9V From Adapter input AC 120V/60Hz
Test Mode : IEEE802.11g CH6 2437MHz Tx
M/N : TD-W8151N

No.	Freq. (MHz)	Ant. Factor (dB/m)	Cable Loss (dB)	AMP factor (dB)	Reading (dBuV)	Emission Level (dBuV/m)	Limits (dBuV/m)	Margin (dB)	Remark
1	4874.000	32.97	8.63	35.70	44.96	50.86	74.00	23.14	Peak
2	4874.000	32.97	8.63	35.70	30.57	36.47	54.00	17.53	Average

Remarks: 1. Emission Level= Antenna Factor + Cable Loss + Reading -Amp Factor
2. The emission levels that are 20dB below the official limit are not reported.

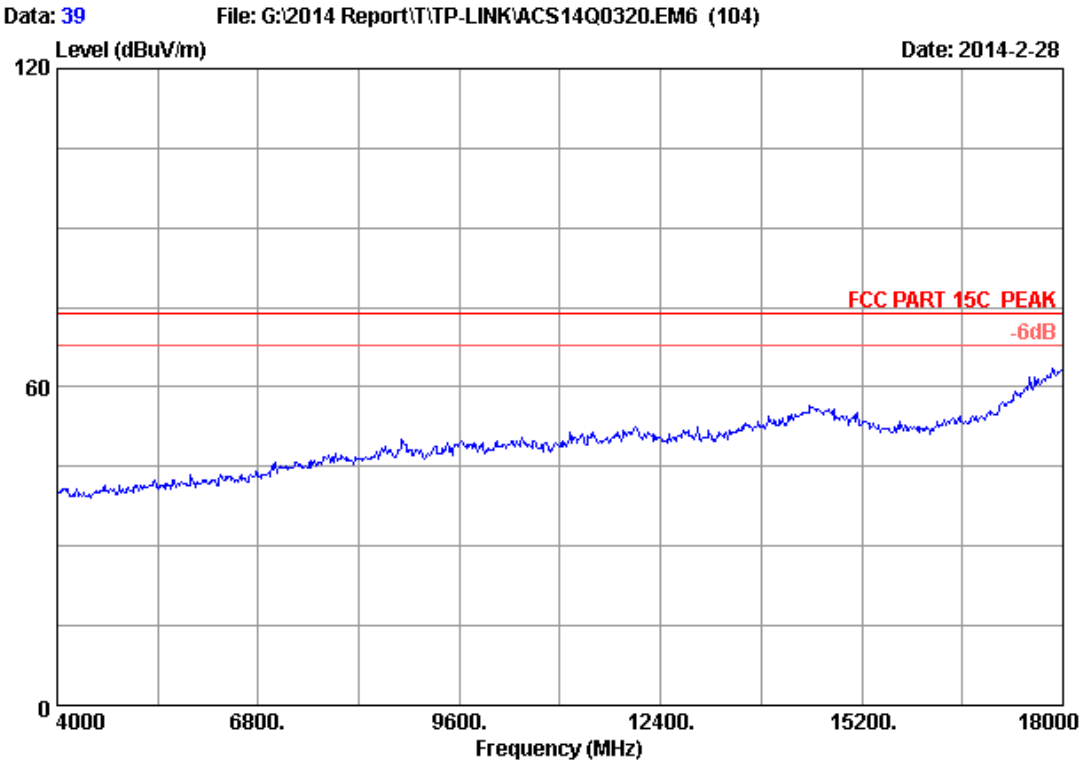


```
Site no.      : 3m Chamber                        Data no.  : 39
Dis. / Ant.   : 3m   2013 3115 (4580)        Ant. pol. : VERTICAL
Limit         : FCC PART 15C  PEAK
Env. / Ins.   : 24*C/56%                     Engineer  : Leo-Li
EUT           : 150Mbps Wireless N ADSL2+ Modem Router
Power Rating  : DC 9V From Adapter input AC 120V/60Hz
Test Mode     : IEEE802.11g  CH6 2437MHz  Tx
M/N           : TD-W8151N
```

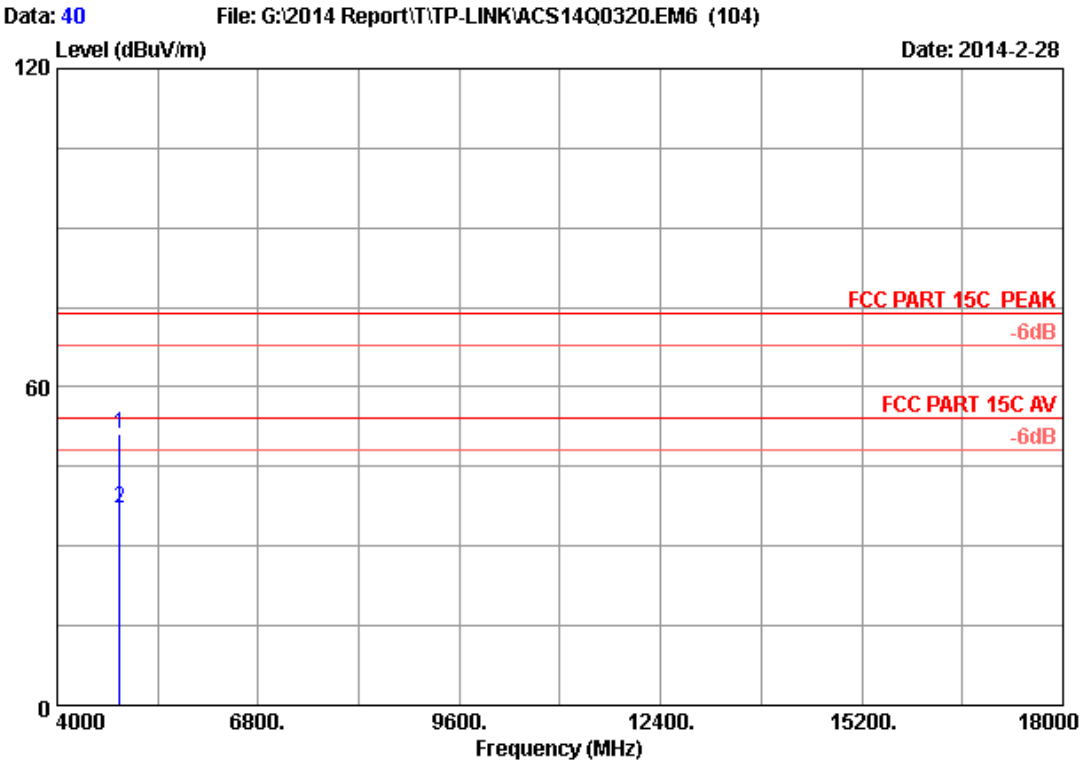

Site no. : 3m Chamber Data no. : 40
Dis. / Ant. : 3m 2013 3115 (4580) Ant. pol. : VERTICAL
Limit : FCC PART 15C PEAK
Env. / Ins. : 24*C/56% Engineer : Leo-Li
EUT : 150Mbps Wireless N ADSL2+ Modem Router
Power Rating : DC 9V From Adapter input AC 120V/60Hz
Test Mode : IEEE802.11g CH6 2437MHz Tx
M/N : TD-W8151N

No.	Freq. (MHz)	Ant. Factor (dB/m)	Cable Loss (dB)	AMP factor (dB)	Reading (dBuV)	Emission Level (dBuV/m)	Limits (dBuV/m)	Margin (dB)	Remark
1	4874.000	32.97	8.63	35.70	45.29	51.19	74.00	22.81	Peak
2	4874.000	32.97	8.63	35.70	31.25	37.15	54.00	16.85	Average

Remarks: 1. Emission Level= Antenna Factor + Cable Loss + Reading -Amp Factor
2. The emission levels that are 20dB below the official limit are not reported.

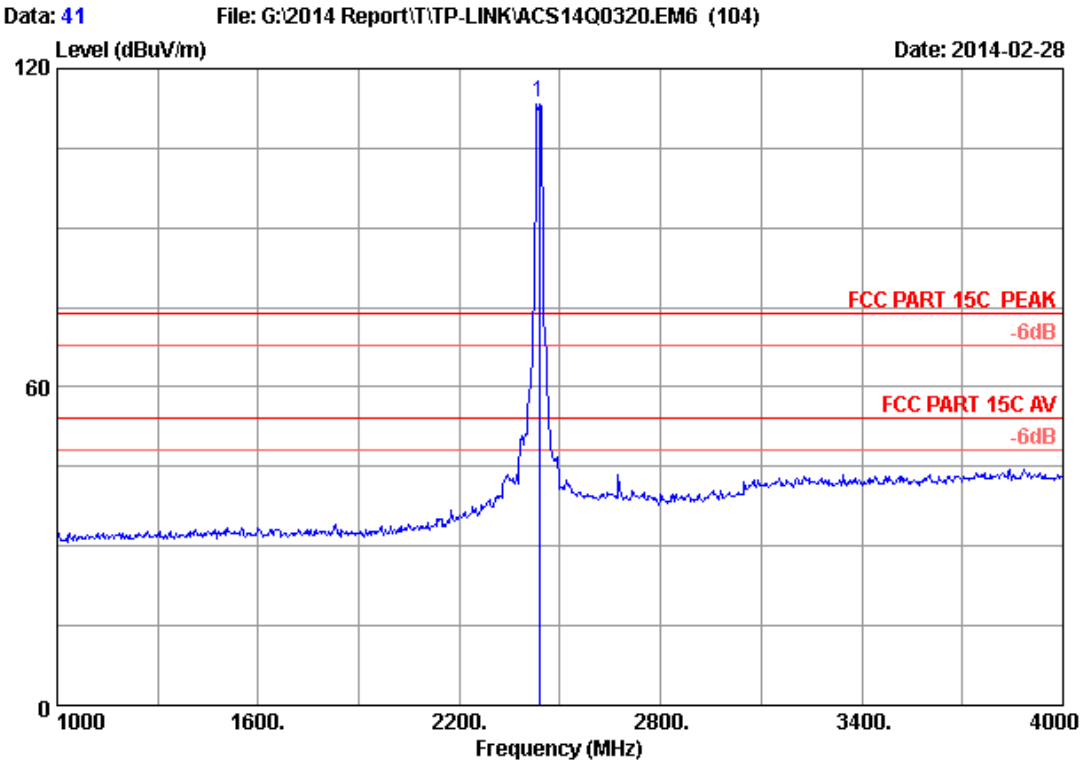

Site no. : 3m Chamber Data no. : 41
Dis. / Ant. : 3m 2013 3115 (4580) Ant. pol. : VERTICAL
Limit : FCC PART 15C PEAK
Env. / Ins. : 24*C/56% Engineer : Leo-Li
EUT : 150Mbps Wireless N ADSL2+ Modem Router
Power Rating : DC 9V From Adapter input AC 120V/60Hz
Test Mode : IEEE802.11g CH6 2437MHz Tx
M/N : TD-W8151N

No.	Freq. (MHz)	Ant. Factor (dB/m)	Cable Loss (dB)	AMP factor (dB)	Reading (dBuV)	Emission Level (dBuV/m)	Limits (dBuV/m)	Margin (dB)	Remark
1	2437.000	28.26	5.85	35.70	115.14	113.55	74.00	-39.55	Peak

Remarks: 1. Emission Level= Antenna Factor + Cable Loss + Reading -Amp Factor
2. The emission levels that are 20dB below the official limit are not reported.

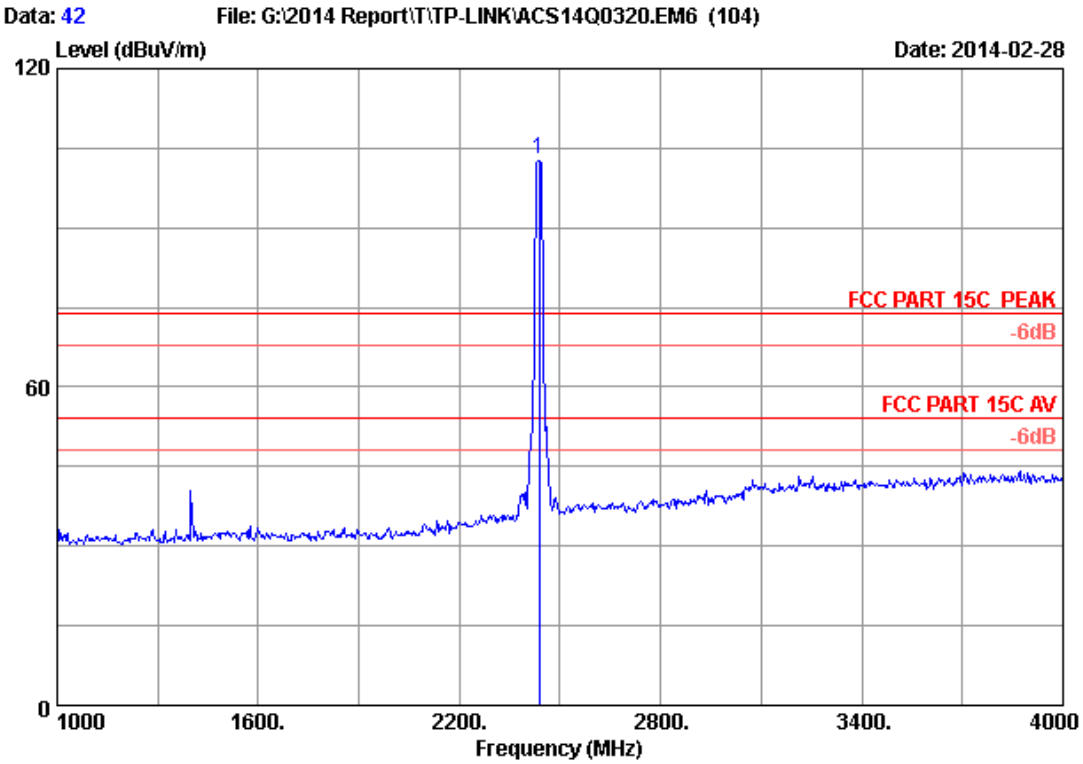

Site no. : 3m Chamber Data no. : 42
Dis. / Ant. : 3m 2013 3115 (4580) Ant. pol. : HORIZONTAL
Limit : FCC PART 15C PEAK
Env. / Ins. : 24*C/56% Engineer : Leo-Li
EUT : 150Mbps Wireless N ADSL2+ Modem Router
Power Rating : DC 9V From Adapter input AC 120V/60Hz
Test Mode : IEEE802.11g CH6 2437MHz Tx
M/N : TD-W8151N

No.	Freq. (MHz)	Ant. Factor (dB/m)	Cable Loss (dB)	AMP factor (dB)	Reading (dBuV)	Emission Level (dBuV/m)	Limits (dBuV/m)	Margin (dB)	Remark
1	2437.000	28.26	5.85	35.70	104.38	102.79	74.00	-28.79	Peak

Remarks: 1. Emission Level= Antenna Factor + Cable Loss + Reading -Amp Factor
2. The emission levels that are 20dB below the official limit are not reported.

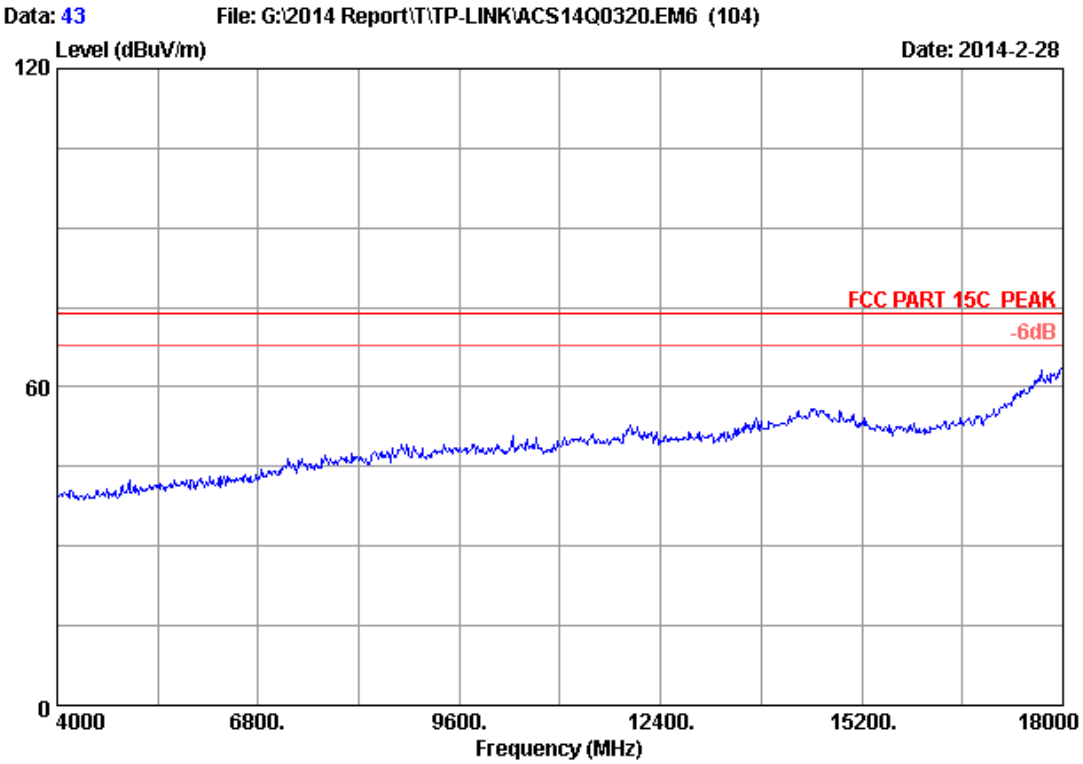


```
Site no.      : 3m Chamber                        Data no.  : 43
Dis. / Ant.   : 3m   2013 3115 (4580)        Ant. pol. : VERTICAL
Limit         : FCC PART 15C  PEAK
Env. / Ins.   : 24*C/56%                     Engineer  : Leo-Li
EUT           : 150Mbps Wireless N ADSL2+ Modem Router
Power Rating  : DC 9V From Adapter input AC 120V/60Hz
Test Mode     : IEEE802.11g  CH1 2412MHz  Tx
M/N           : TD-W8151N
```

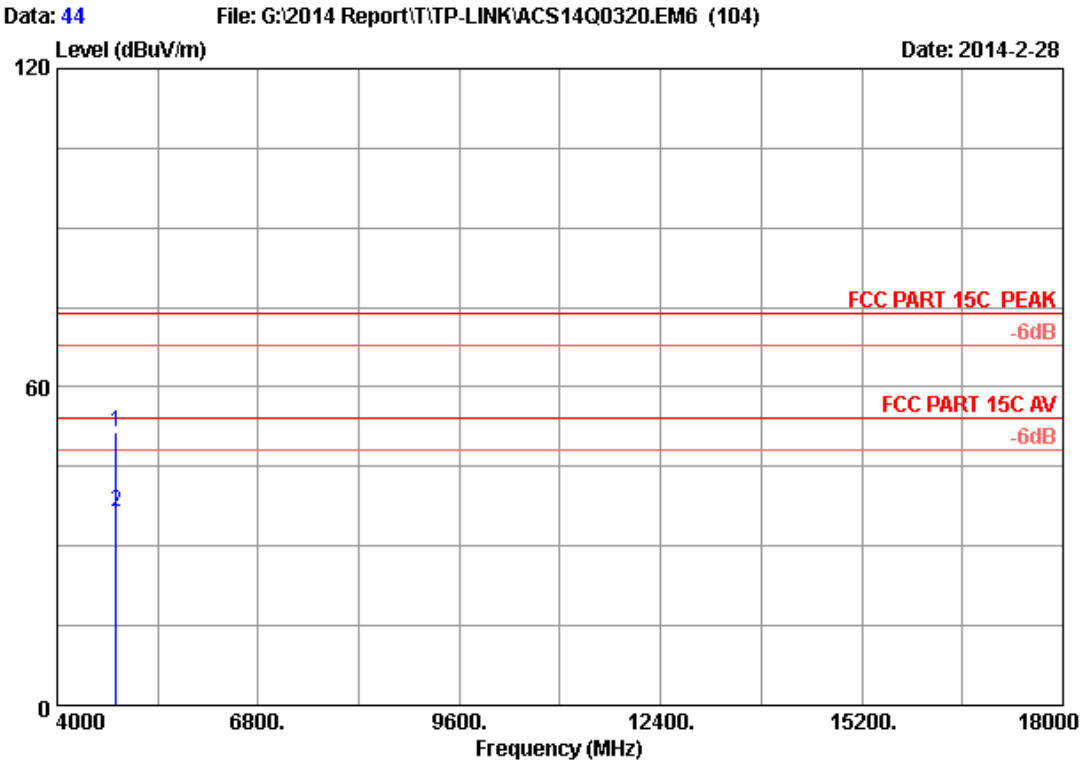

Site no. : 3m Chamber Data no. : 44
Dis. / Ant. : 3m 2013 3115 (4580) Ant. pol. : VERTICAL
Limit : FCC PART 15C PEAK
Env. / Ins. : 24*C/56% Engineer : Leo-Li
EUT : 150Mbps Wireless N ADSL2+ Modem Router
Power Rating : DC 9V From Adapter input AC 120V/60Hz
Test Mode : IEEE802.11g CH1 2412MHz Tx
M/N : TD-W8151N

No.	Freq. (MHz)	Ant. Factor (dB/m)	Cable Loss (dB)	AMP factor (dB)	Reading (dBuV)	Emission Level (dBuV/m)	Limits (dBuV/m)	Margin (dB)	Remark
1	4824.000	32.88	8.58	35.70	45.66	51.42	74.00	22.58	Peak
2	4824.000	32.88	8.58	35.70	30.78	36.54	54.00	17.46	Average

Remarks: 1. Emission Level= Antenna Factor + Cable Loss + Reading -Amp Factor
2. The emission levels that are 20dB below the official limit are not reported.

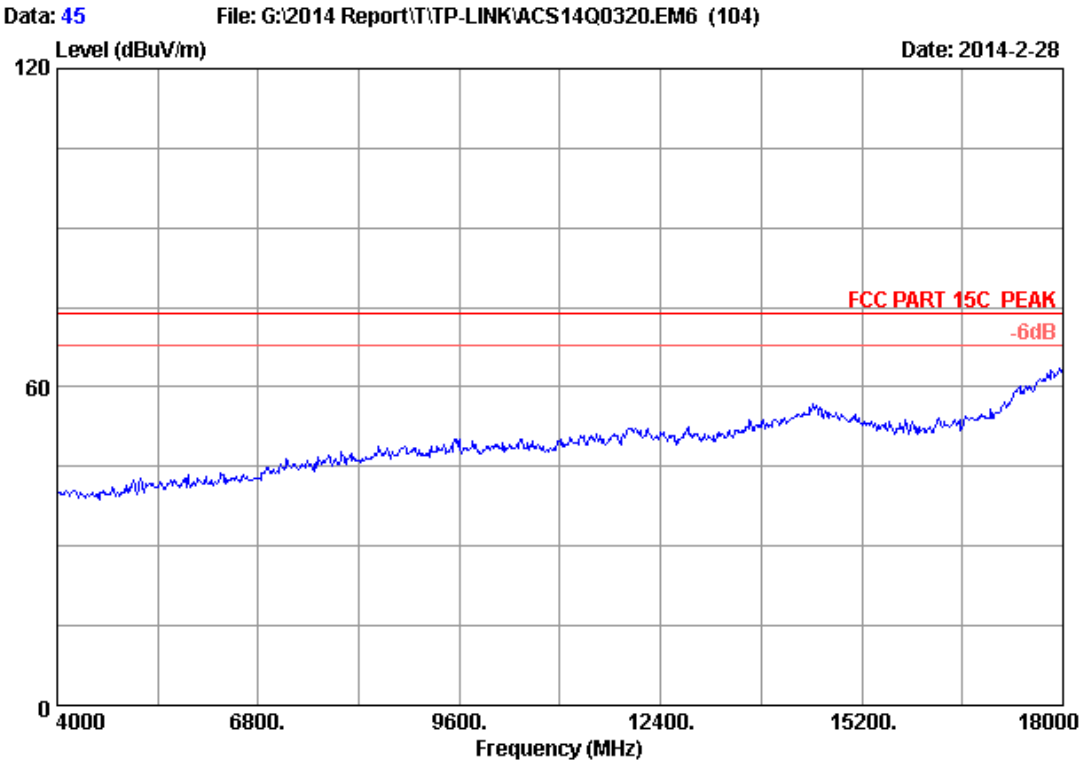


```
Site no.      : 3m Chamber                        Data no.  : 45
Dis. / Ant.   : 3m   2013 3115 (4580)        Ant. pol. : HORIZONTAL
Limit         : FCC PART 15C  PEAK
Env. / Ins.   : 24*C/56%                     Engineer  : Leo-Li
EUT           : 150Mbps Wireless N ADSL2+ Modem Router
Power Rating  : DC 9V From Adapter input AC 120V/60Hz
Test Mode     : IEEE802.11g  CH1 2412MHz  Tx
M/N           : TD-W8151N
```

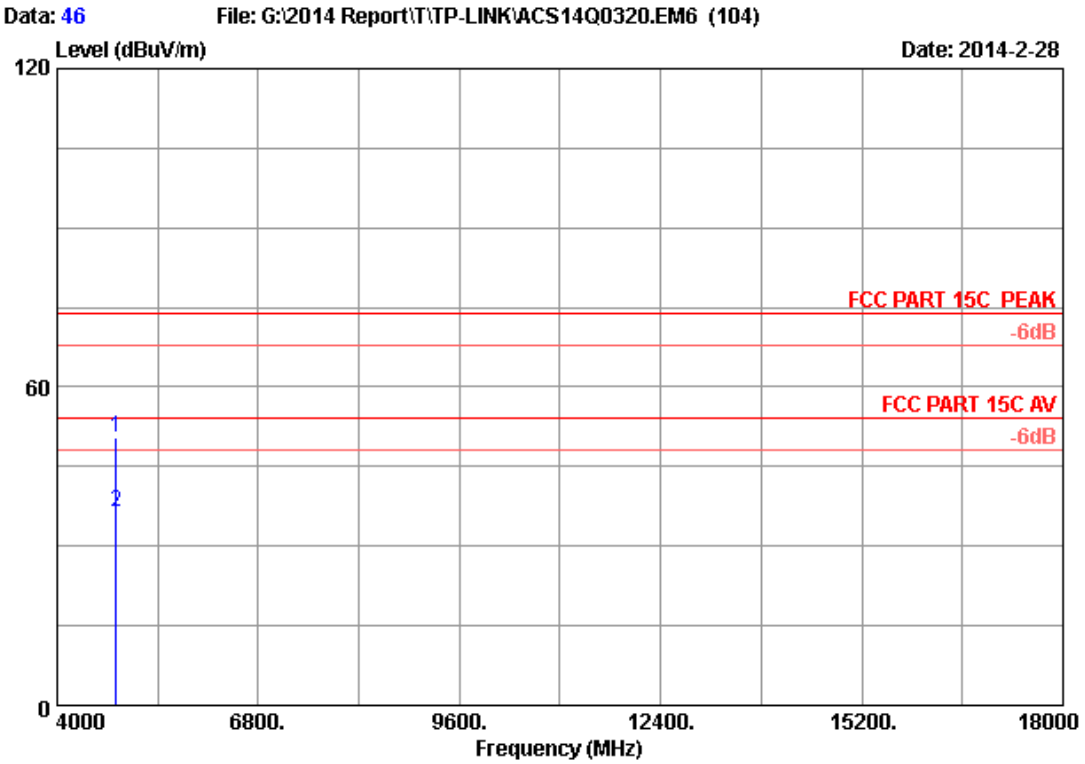

Site no. : 3m Chamber Data no. : 46
Dis. / Ant. : 3m 2013 3115 (4580) Ant. pol. : HORIZONTAL
Limit : FCC PART 15C PEAK
Env. / Ins. : 24*C/56% Engineer : Leo-Li
EUT : 150Mbps Wireless N ADSL2+ Modem Router
Power Rating : DC 9V From Adapter input AC 120V/60Hz
Test Mode : IEEE802.11g CH1 2412MHz Tx
M/N : TD-W8151N

No.	Freq. (MHz)	Ant. Factor (dB/m)	Cable Loss (dB)	AMP factor (dB)	Reading (dBuV)	Emission Level (dBuV/m)	Limits (dBuV/m)	Margin (dB)	Remark
1	4824.000	32.88	8.58	35.70	44.57	50.33	74.00	23.67	Peak
2	4824.000	32.88	8.58	35.70	30.52	36.28	54.00	17.72	Average

Remarks: 1. Emission Level= Antenna Factor + Cable Loss + Reading -Amp Factor
2. The emission levels that are 20dB below the official limit are not reported.

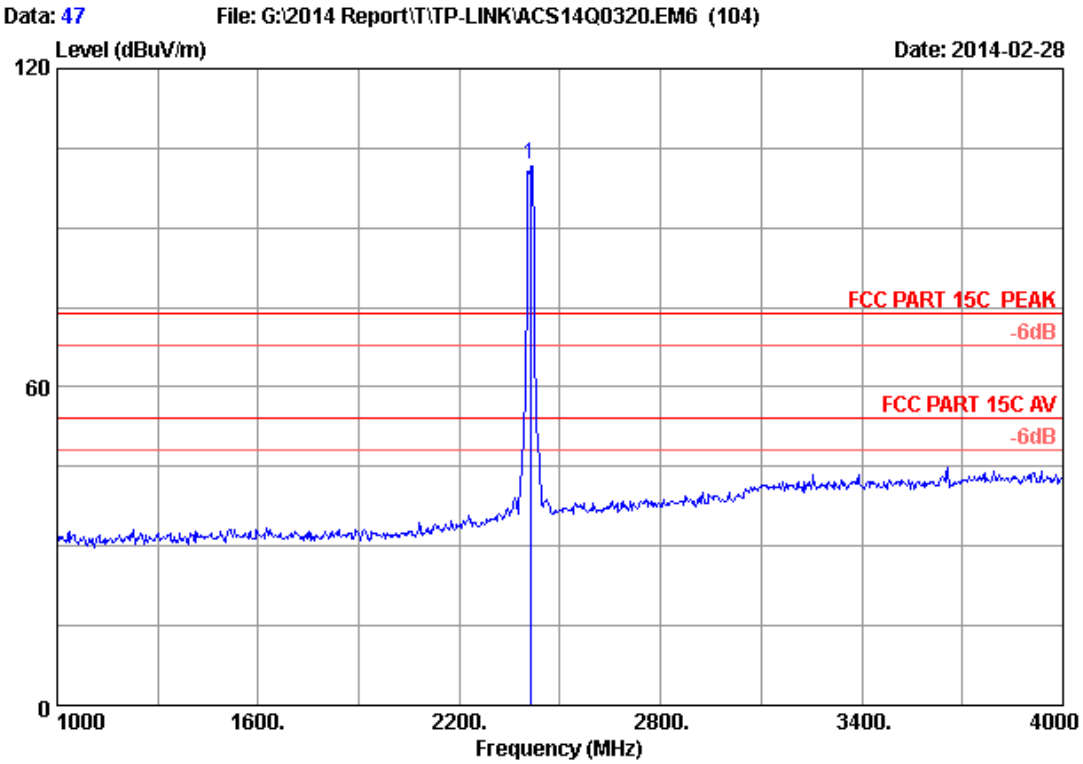

Site no. : 3m Chamber Data no. : 47
Dis. / Ant. : 3m 2013 3115 (4580) Ant. pol. : HORIZONTAL
Limit : FCC PART 15C PEAK
Env. / Ins. : 24*C/56% Engineer : Leo-Li
EUT : 150Mbps Wireless N ADSL2+ Modem Router
Power Rating : DC 9V From Adapter input AC 120V/60Hz
Test Mode : IEEE802.11g CH1 2412MHz Tx
M/N : TD-W8151N

No.	Freq. (MHz)	Ant. Factor (dB/m)	Cable Loss (dB)	AMP factor (dB)	Reading (dBuV)	Emission Level (dBuV/m)	Limits (dBuV/m)	Margin (dB)	Remark
1	2412.000	28.21	5.81	35.70	103.69	102.01	74.00	-28.01	Peak

Remarks: 1. Emission Level= Antenna Factor + Cable Loss + Reading -Amp Factor
2. The emission levels that are 20dB below the official limit are not reported.

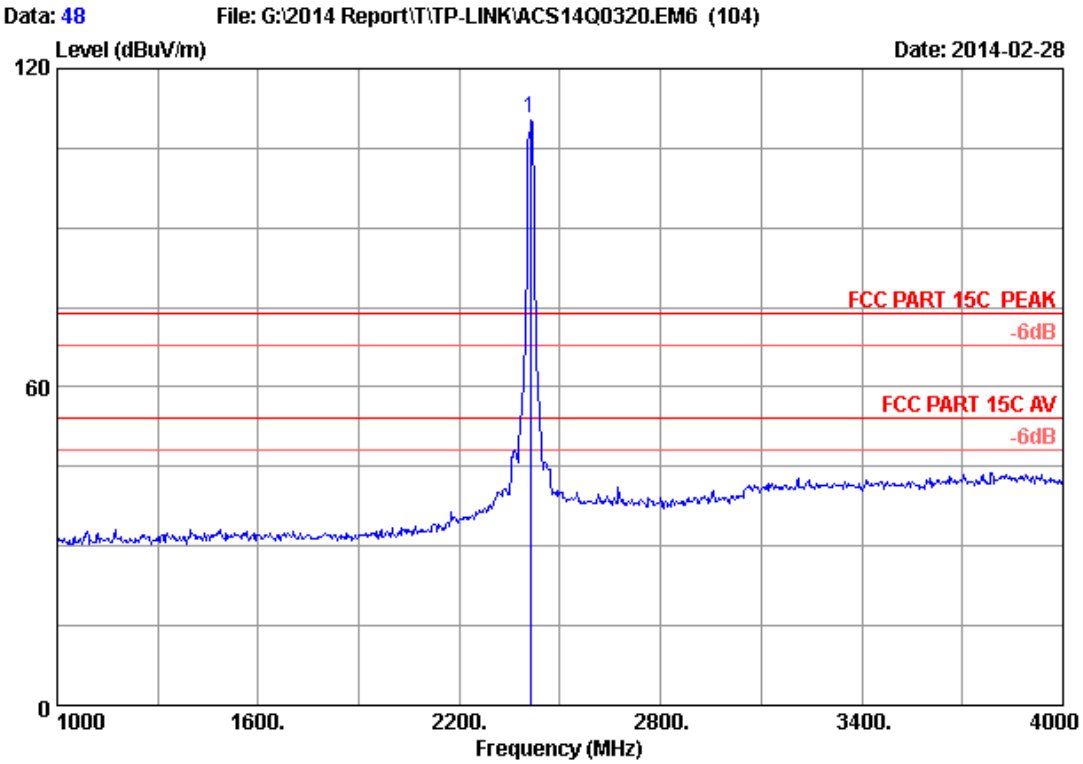

Site no. : 3m Chamber Data no. : 48
Dis. / Ant. : 3m 2013 3115 (4580) Ant. pol. : VERTICAL
Limit : FCC PART 15C PEAK
Env. / Ins. : 24*C/56% Engineer : Leo-Li
EUT : 150Mbps Wireless N ADSL2+ Modem Router
Power Rating : DC 9V From Adapter input AC 120V/60Hz
Test Mode : IEEE802.11g CH1 2412MHz Tx
M/N : TD-W8151N

No.	Freq. (MHz)	Ant. Factor (dB/m)	Cable Loss (dB)	AMP factor (dB)	Reading (dBuV)	Emission Level (dBuV/m)	Limits (dBuV/m)	Margin (dB)	Remark
1	2412.000	28.21	5.81	35.70	112.28	110.60	74.00	-36.60	Peak

Remarks: 1. Emission Level= Antenna Factor + Cable Loss + Reading -Amp Factor
2. The emission levels that are 20dB below the official limit are not reported.

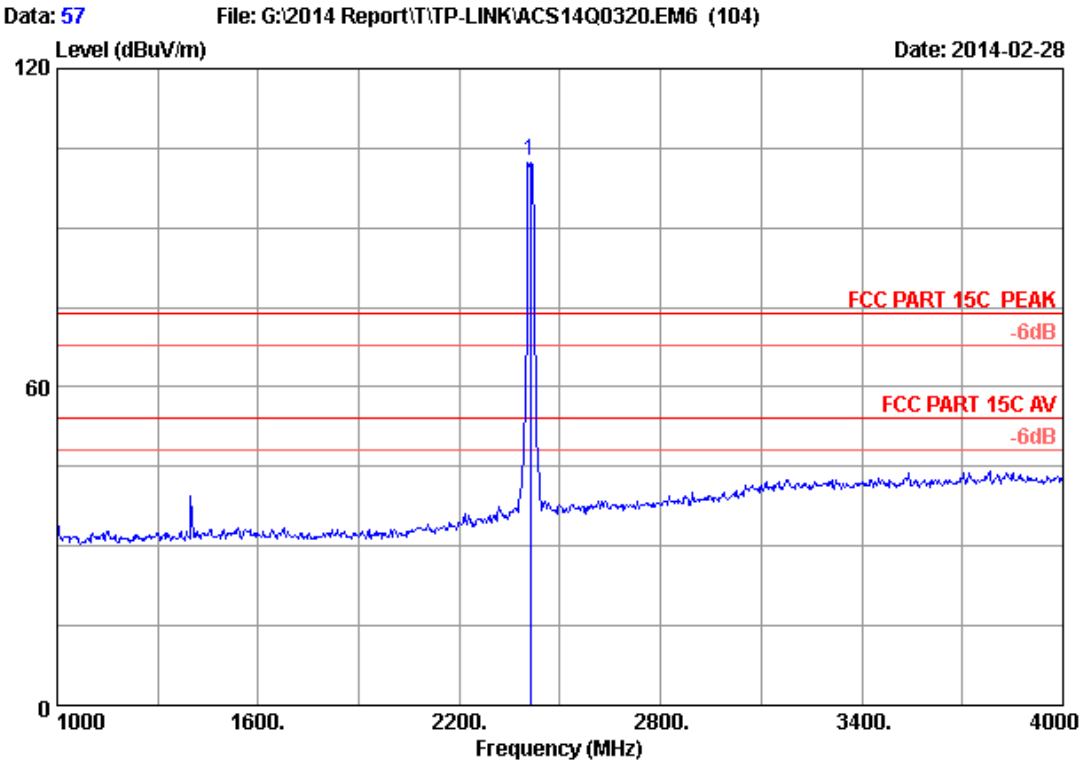

Site no. : 3m Chamber Data no. : 57
Dis. / Ant. : 3m 2013 3115 (4580) Ant. pol. : HORIZONTAL
Limit : FCC PART 15C PEAK
Env. / Ins. : 24*C/56% Engineer : Leo-Li
EUT : 150Mbps Wireless N ADSL2+ Modem Router
Power Rating : DC 9V From Adapter input AC 120V/60Hz
Test Mode : IEEE802.11nHT20 CH1 2412MHz Tx
M/N : TD-W8151N

No.	Freq. (MHz)	Ant. Factor (dB/m)	Cable Loss (dB)	AMP factor (dB)	Reading (dBuV)	Emission Level (dBuV/m)	Limits (dBuV/m)	Margin (dB)	Remark
1	2412.000	28.21	5.81	35.70	104.25	102.57	74.00	-28.57	Peak

Remarks: 1. Emission Level= Antenna Factor + Cable Loss + Reading -Amp Factor
2. The emission levels that are 20dB below the official limit are not reported.

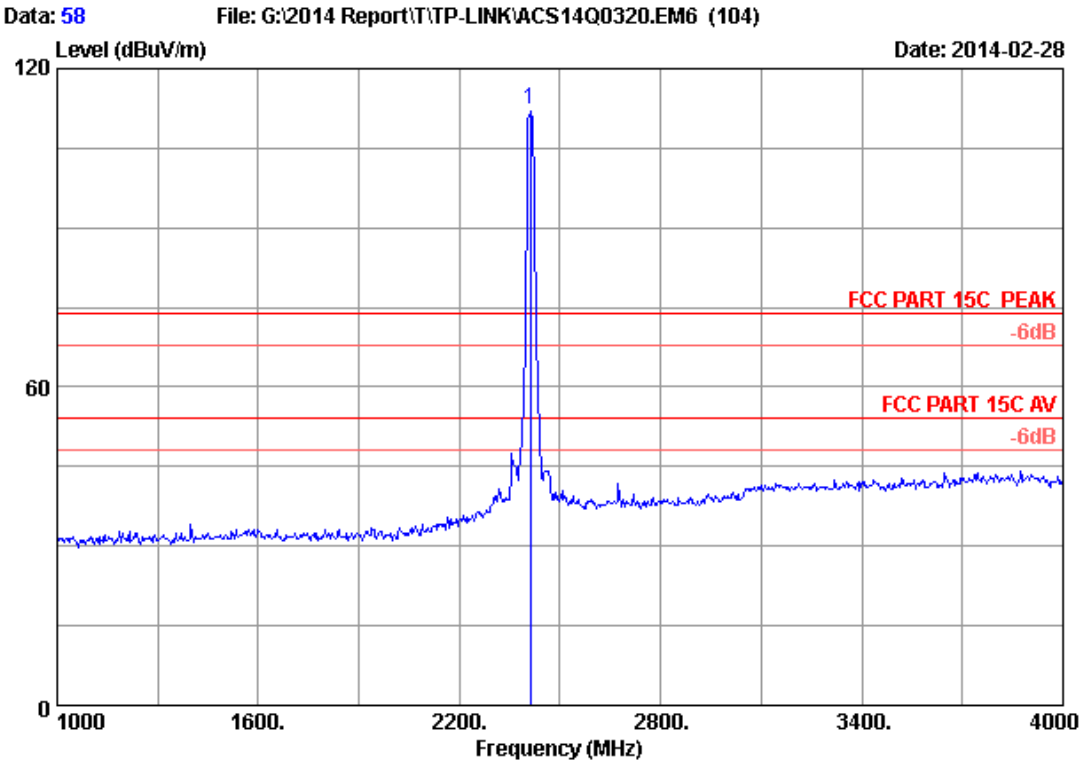

Site no. : 3m Chamber Data no. : 58
Dis. / Ant. : 3m 2013 3115 (4580) Ant. pol. : VERTICAL
Limit : FCC PART 15C PEAK
Env. / Ins. : 24*C/56% Engineer : Leo-Li
EUT : 150Mbps Wireless N ADSL2+ Modem Router
Power Rating : DC 9V From Adapter input AC 120V/60Hz
Test Mode : IEEE802.11nHT20 CH1 2412MHz Tx
M/N : TD-W8151N

No.	Freq. (MHz)	Ant. Factor (dB/m)	Cable Loss (dB)	AMP factor (dB)	Reading (dBuV)	Emission Level (dBuV/m)	Limits (dBuV/m)	Margin (dB)	Remark
1	2412.000	28.21	5.81	35.70	113.95	112.27	74.00	-38.27	Peak

Remarks: 1. Emission Level= Antenna Factor + Cable Loss + Reading -Amp Factor
2. The emission levels that are 20dB below the official limit are not reported.

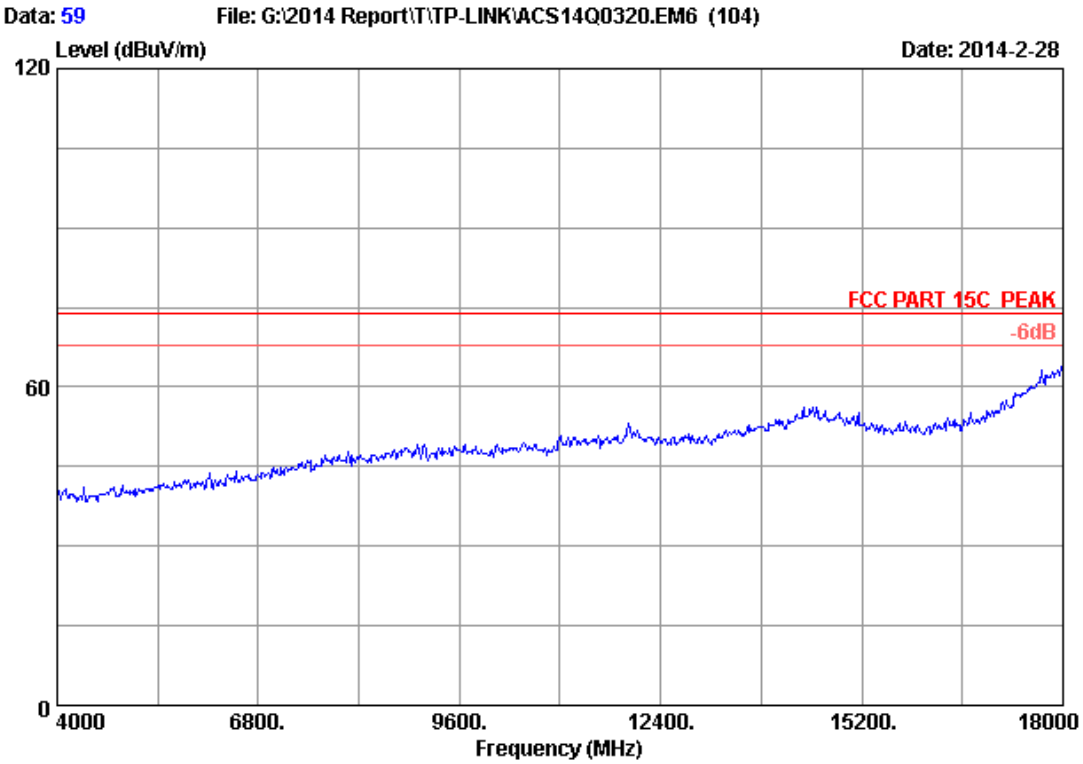


```
Site no.      : 3m Chamber                        Data no.  : 59
Dis. / Ant.   : 3m   2013 3115 (4580)        Ant. pol. : HORIZONTAL
Limit         : FCC PART 15C  PEAK
Env. / Ins.   : 24*C/56%                     Engineer  : Leo-Li
EUT           : 150Mbps Wireless N ADSL2+ Modem Router
Power Rating  : DC 9V From Adapter input AC 120V/60Hz
Test Mode     : IEEE802.11nHT20  CH1 2412MHz  Tx
M/N           : TD-W8151N
```

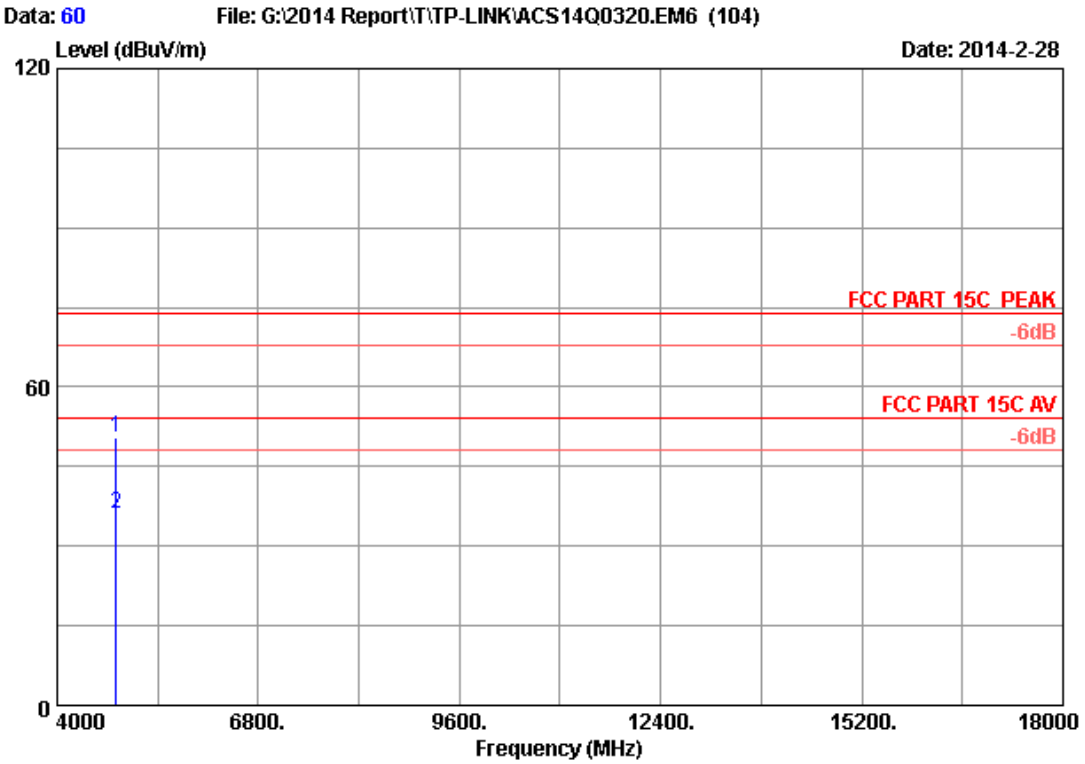

Site no. : 3m Chamber Data no. : 60
Dis. / Ant. : 3m 2013 3115 (4580) Ant. pol. : HORIZONTAL
Limit : FCC PART 15C PEAK
Env. / Ins. : 24*C/56% Engineer : Leo-Li
EUT : 150Mbps Wireless N ADSL2+ Modem Router
Power Rating : DC 9V From Adapter input AC 120V/60Hz
Test Mode : IEEE802.11nHT20 CH1 2412MHz Tx
M/N : TD-W8151N

No.	Freq. (MHz)	Ant. Factor (dB/m)	Cable Loss (dB)	AMP factor (dB)	Reading (dBuV)	Emission Level (dBuV/m)	Limits (dBuV/m)	Margin (dB)	Remark
1	4824.000	32.88	8.58	35.70	44.73	50.49	74.00	23.51	Peak
2	4824.000	32.88	8.58	35.70	30.41	36.17	54.00	17.83	Average

Remarks: 1. Emission Level= Antenna Factor + Cable Loss + Reading -Amp Factor
2. The emission levels that are 20dB below the official limit are not reported.

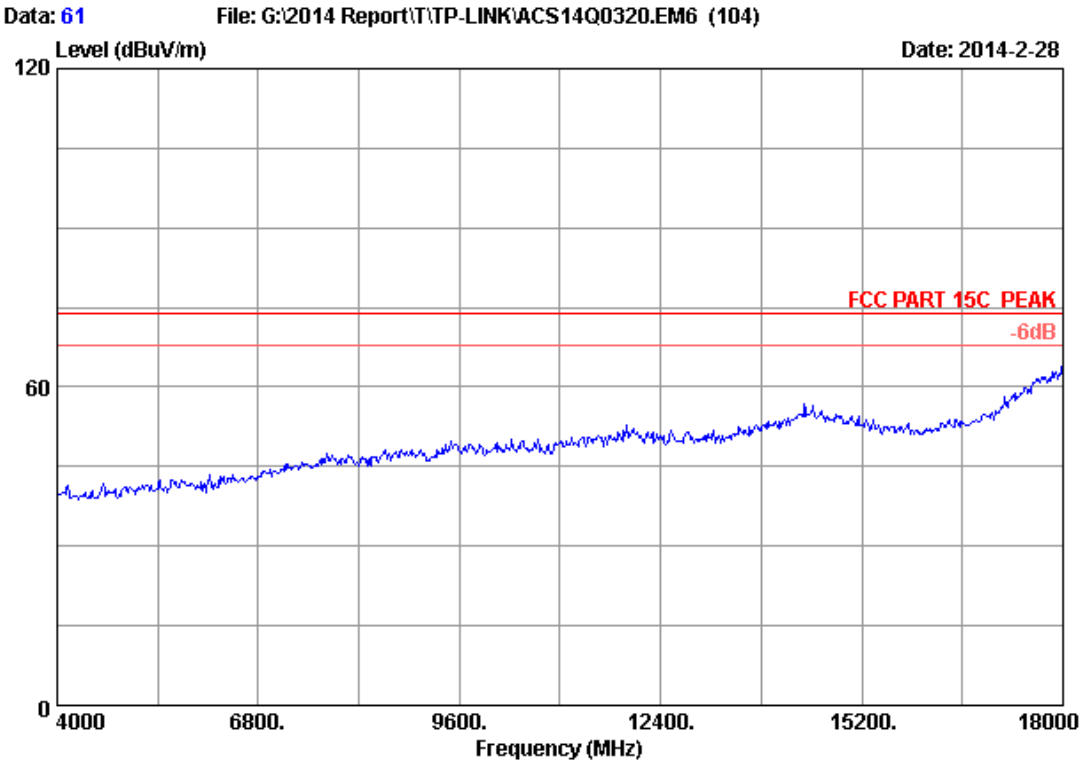


```
Site no.      : 3m Chamber                        Data no.  : 61
Dis. / Ant.   : 3m   2013 3115 (4580)        Ant. pol. : VERTICAL
Limit         : FCC PART 15C  PEAK
Env. / Ins.   : 24*C/56%                     Engineer  : Leo-Li
EUT           : 150Mbps Wireless N ADSL2+ Modem Router
Power Rating  : DC 9V From Adapter input AC 120V/60Hz
Test Mode     : IEEE802.11nHT20  CH1 2412MHz  Tx
M/N           : TD-W8151N
```

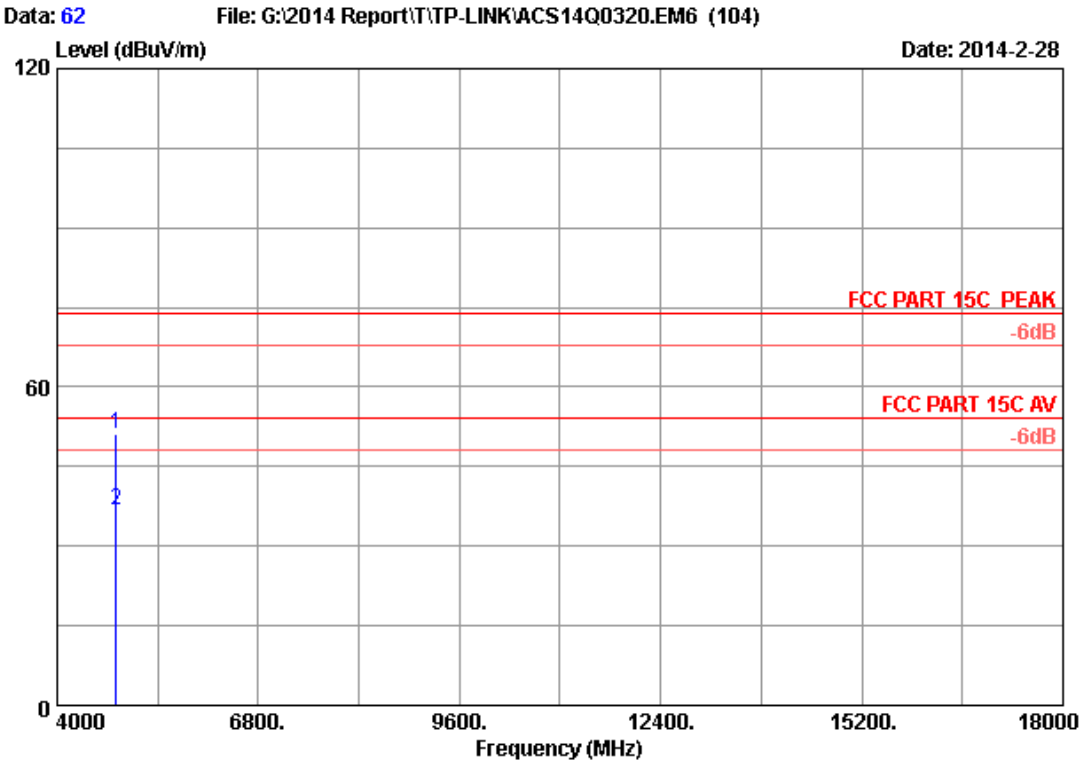

Site no. : 3m Chamber Data no. : 62
Dis. / Ant. : 3m 2013 3115 (4580) Ant. pol. : VERTICAL
Limit : FCC PART 15C PEAK
Env. / Ins. : 24*C/56% Engineer : Leo-Li
EUT : 150Mbps Wireless N ADSL2+ Modem Router
Power Rating : DC 9V From Adapter input AC 120V/60Hz
Test Mode : IEEE802.11nHT20 CH1 2412MHz Tx
M/N : TD-W8151N

No.	Freq. (MHz)	Ant. Factor (dB/m)	Cable Loss (dB)	AMP factor (dB)	Reading (dBuV)	Emission Level (dBuV/m)	Limits (dBuV/m)	Margin (dB)	Remark
1	4824.000	32.88	8.58	35.70	45.33	51.09	74.00	22.91	Peak
2	4824.000	32.88	8.58	35.70	31.12	36.88	54.00	17.12	Average

Remarks: 1. Emission Level= Antenna Factor + Cable Loss + Reading -Amp Factor
2. The emission levels that are 20dB below the official limit are not reported.

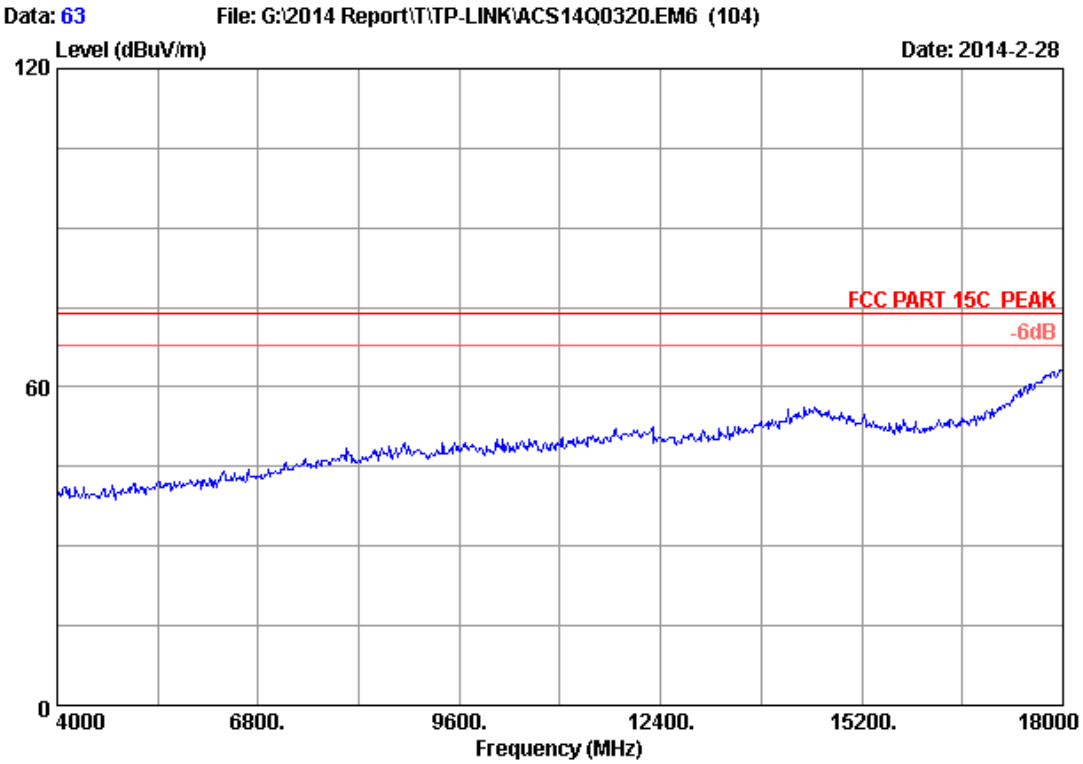


```
Site no.      : 3m Chamber                        Data no.  : 63
Dis. / Ant.   : 3m   2013 3115 (4580)        Ant. pol. : VERTICAL
Limit         : FCC PART 15C  PEAK
Env. / Ins.   : 24*C/56%                     Engineer  : Leo-Li
EUT           : 150Mbps Wireless N ADSL2+ Modem Router
Power Rating  : DC 9V From Adapter input AC 120V/60Hz
Test Mode     : IEEE802.11nHT20  CH6 2437MHz  Tx
M/N           : TD-W8151N
```

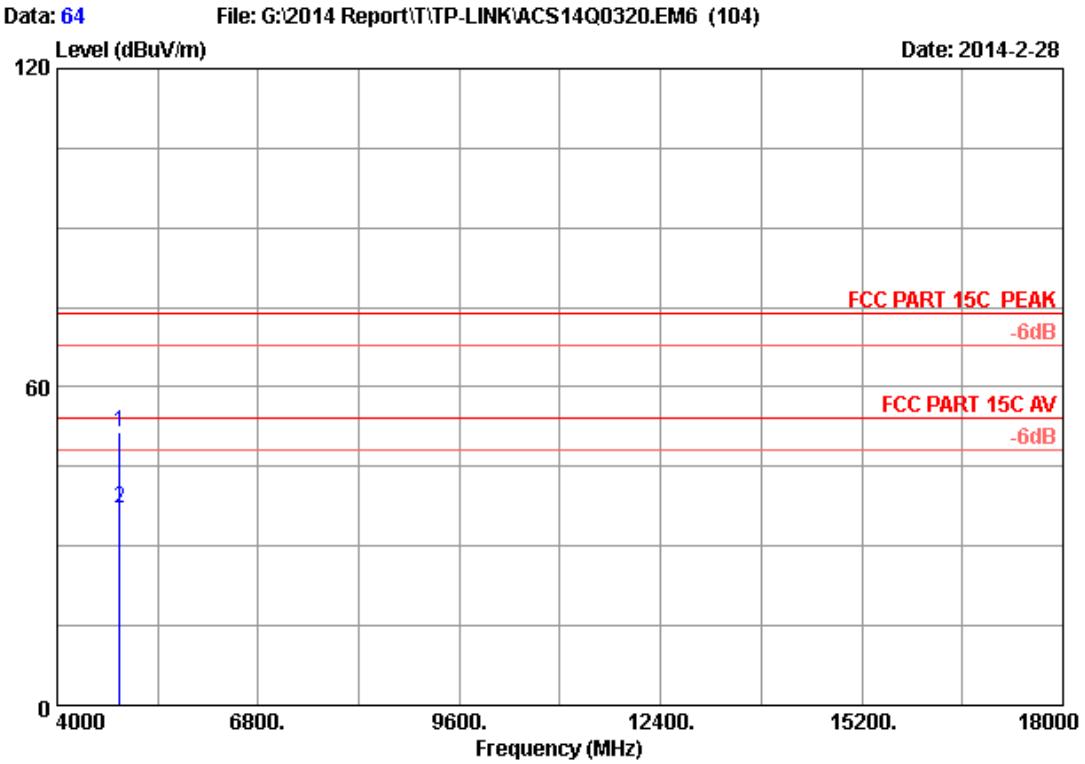

Site no. : 3m Chamber Data no. : 64
Dis. / Ant. : 3m 2013 3115 (4580) Ant. pol. : VERTICAL
Limit : FCC PART 15C PEAK
Env. / Ins. : 24*C/56% Engineer : Leo-Li
EUT : 150Mbps Wireless N ADSL2+ Modem Router
Power Rating : DC 9V From Adapter input AC 120V/60Hz
Test Mode : IEEE802.11nHT20 CH6 2437MHz Tx
M/N : TD-W8151N

No.	Freq. (MHz)	Ant. Factor (dB/m)	Cable Loss (dB)	AMP factor (dB)	Reading (dBuV)	Emission Level (dBuV/m)	Limits (dBuV/m)	Margin (dB)	Remark
1	4874.000	32.97	8.63	35.70	45.49	51.39	74.00	22.61	Peak
2	4874.000	32.97	8.63	35.70	31.10	37.00	54.00	17.00	Average

Remarks: 1. Emission Level= Antenna Factor + Cable Loss + Reading -Amp Factor
2. The emission levels that are 20dB below the official limit are not reported.

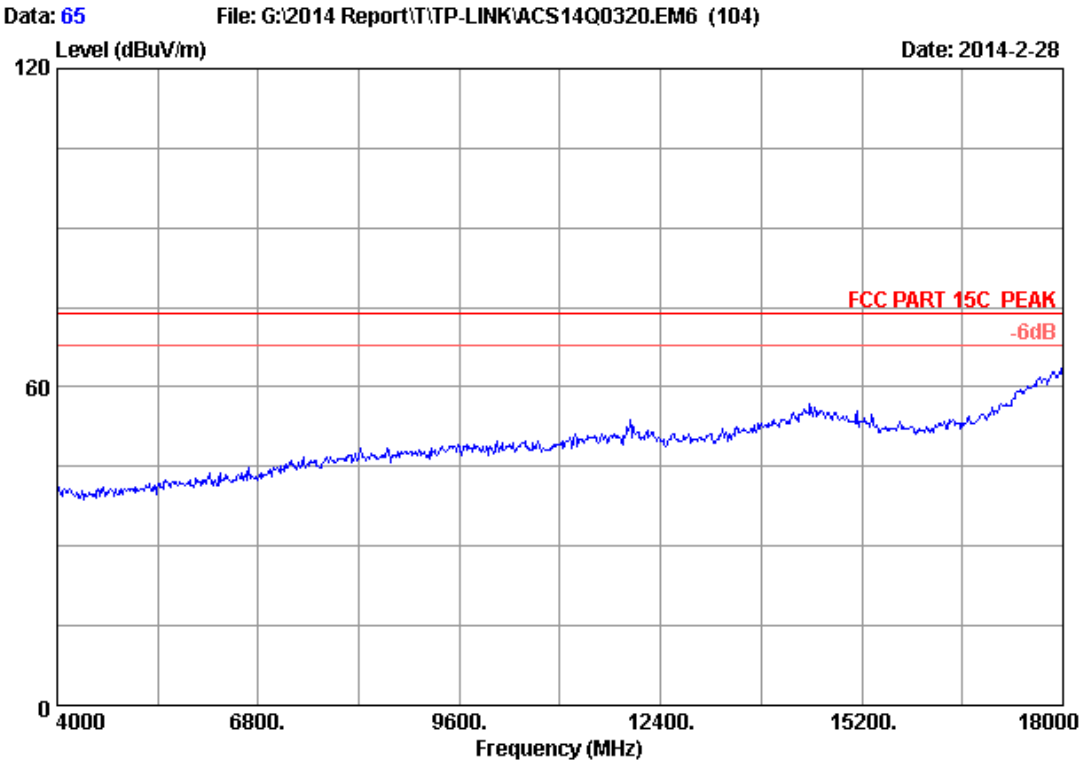


```
Site no.      : 3m Chamber                        Data no.  : 65
Dis. / Ant.   : 3m   2013 3115 (4580)        Ant. pol. : HORIZONTAL
Limit         : FCC PART 15C  PEAK
Env. / Ins.   : 24*C/56%                     Engineer  : Leo-Li
EUT           : 150Mbps Wireless N ADSL2+ Modem Router
Power Rating  : DC 9V From Adapter input AC 120V/60Hz
Test Mode     : IEEE802.11nHT20  CH6 2437MHz  Tx
M/N           : TD-W8151N
```

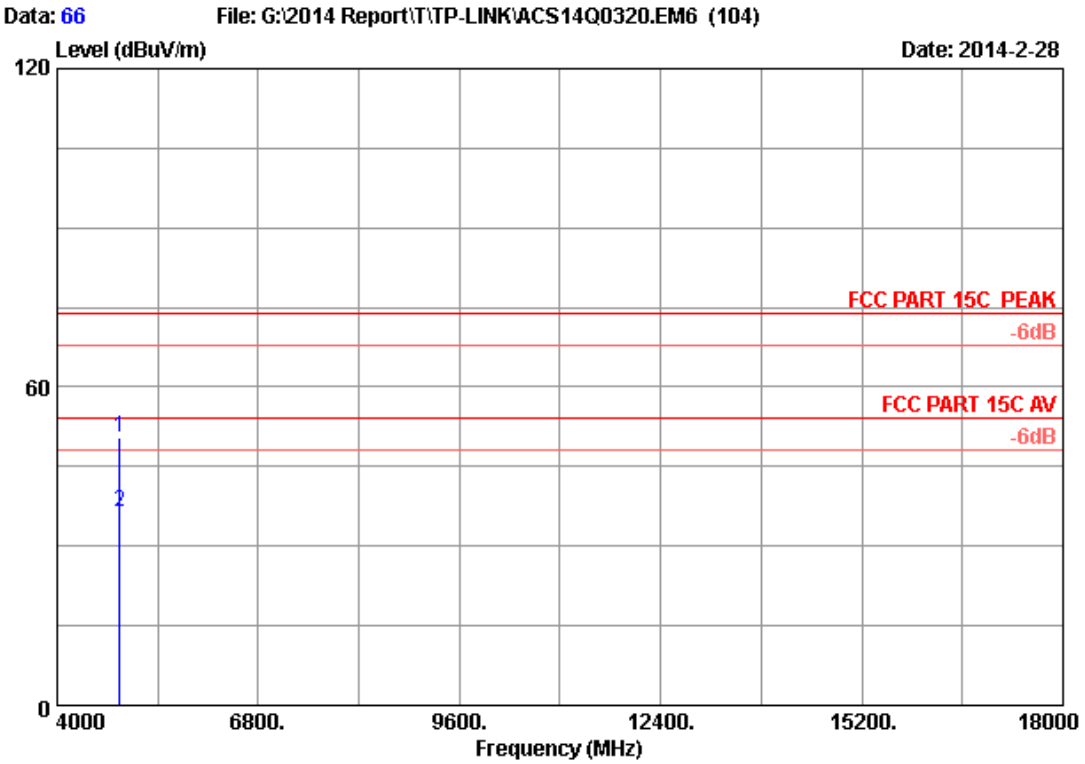

Site no. : 3m Chamber Data no. : 66
Dis. / Ant. : 3m 2013 3115 (4580) Ant. pol. : HORIZONTAL
Limit : FCC PART 15C PEAK
Env. / Ins. : 24*C/56% Engineer : Leo-Li
EUT : 150Mbps Wireless N ADSL2+ Modem Router
Power Rating : DC 9V From Adapter input AC 120V/60Hz
Test Mode : IEEE802.11nHT20 CH6 2437MHz Tx
M/N : TD-W8151N

No.	Freq. (MHz)	Ant. Factor (dB/m)	Cable Loss (dB)	AMP factor (dB)	Reading (dBuV)	Emission Level (dBuV/m)	Limits (dBuV/m)	Margin (dB)	Remark
1	4874.000	32.97	8.63	35.70	44.69	50.59	74.00	23.41	Peak
2	4874.000	32.97	8.63	35.70	30.48	36.38	54.00	17.62	Average

Remarks: 1. Emission Level= Antenna Factor + Cable Loss + Reading -Amp Factor
2. The emission levels that are 20dB below the official limit are not reported.

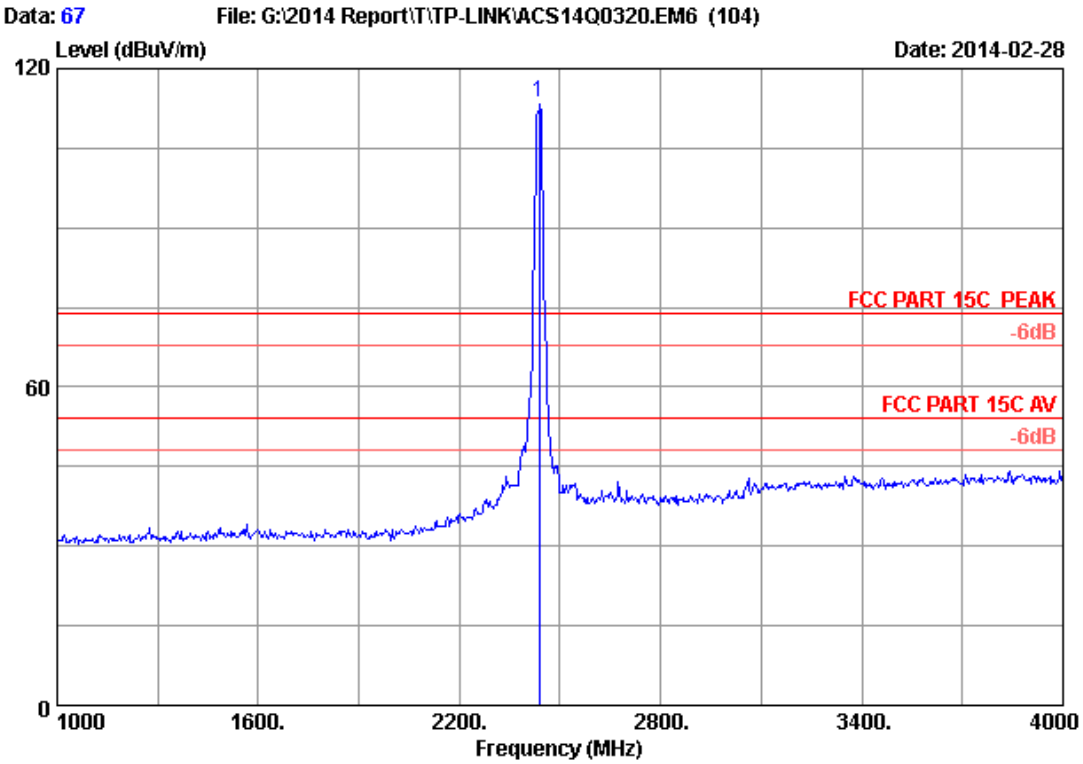

Site no. : 3m Chamber Data no. : 67
Dis. / Ant. : 3m 2013 3115 (4580) Ant. pol. : VERTICAL
Limit : FCC PART 15C PEAK
Env. / Ins. : 24*C/56% Engineer : Leo-Li
EUT : 150Mbps Wireless N ADSL2+ Modem Router
Power Rating : DC 9V From Adapter input AC 120V/60Hz
Test Mode : IEEE802.11nHT20 CH6 2437MHz Tx
M/N : TD-W8151N

No.	Freq. (MHz)	Ant. Factor (dB/m)	Cable Loss (dB)	AMP factor (dB)	Reading (dBuV)	Emission Level (dBuV/m)	Limits (dBuV/m)	Margin (dB)	Remark
1	2437.000	28.26	5.85	35.70	115.25	113.66	74.00	-39.66	Peak

Remarks: 1. Emission Level= Antenna Factor + Cable Loss + Reading -Amp Factor
2. The emission levels that are 20dB below the official limit are not reported.

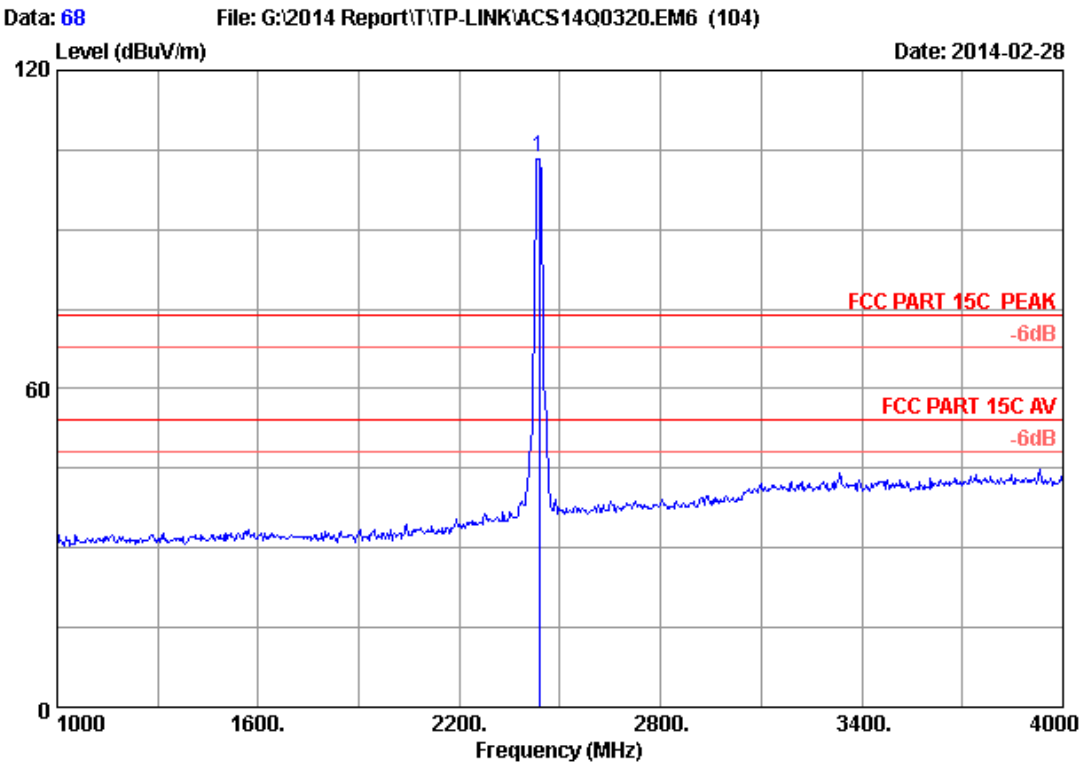

Site no. : 3m Chamber Data no. : 68
Dis. / Ant. : 3m 2013 3115 (4580) Ant. pol. : HORIZONTAL
Limit : FCC PART 15C PEAK
Env. / Ins. : 24*C/56% Engineer : Leo-Li
EUT : 150Mbps Wireless N ADSL2+ Modem Router
Power Rating : DC 9V From Adapter input AC 120V/60Hz
Test Mode : IEEE802.11nHT20 CH6 2437MHz Tx
M/N : TD-W8151N

No.	Freq. (MHz)	Ant. Factor (dB/m)	Cable Loss (dB)	AMP factor (dB)	Reading (dBuV)	Emission Level (dBuV/m)	Limits (dBuV/m)	Margin (dB)	Remark
1	2437.000	28.26	5.85	35.70	105.12	103.53	74.00	-29.53	Peak

Remarks: 1. Emission Level= Antenna Factor + Cable Loss + Reading -Amp Factor
2. The emission levels that are 20dB below the official limit are not reported.

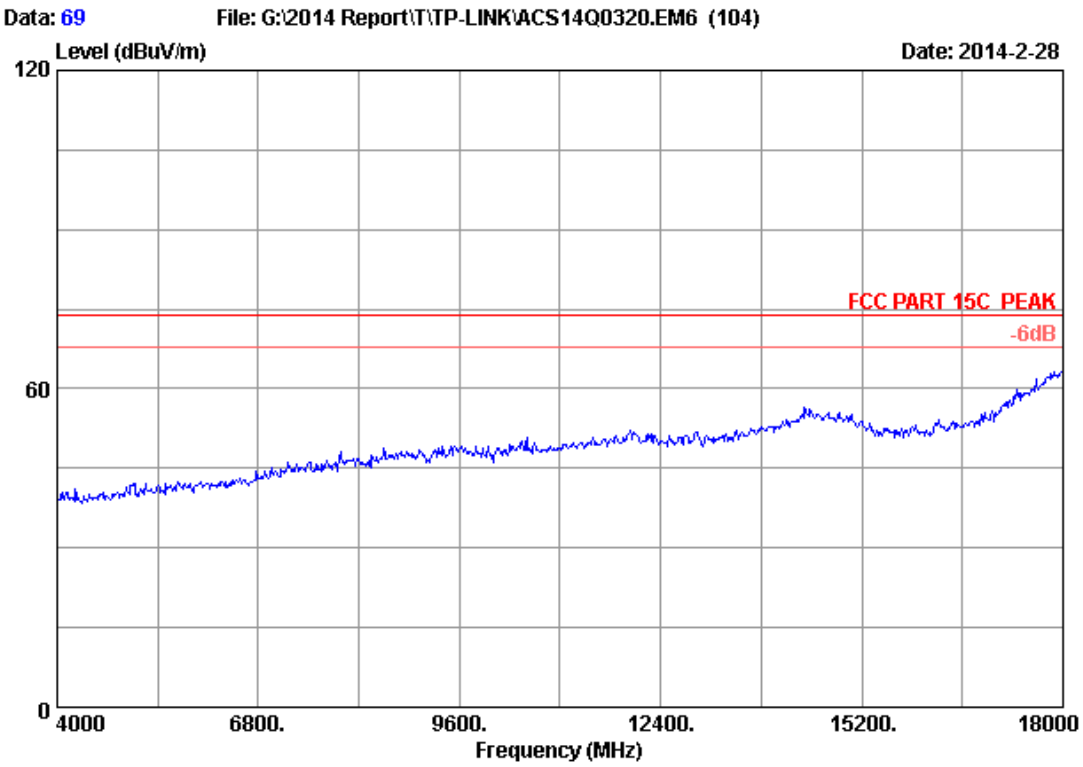


```
Site no.      : 3m Chamber                        Data no.  : 69
Dis. / Ant.   : 3m   2013 3115 (4580)        Ant. pol. : HORIZONTAL
Limit         : FCC PART 15C  PEAK
Env. / Ins.   : 24*C/56%                     Engineer  : Leo-Li
EUT           : 150Mbps Wireless N ADSL2+ Modem Router
Power Rating  : DC 9V From Adapter input AC 120V/60Hz
Test Mode     : IEEE802.11nHT20  CH11 2462MHz  Tx
M/N           : TD-W8151N
```

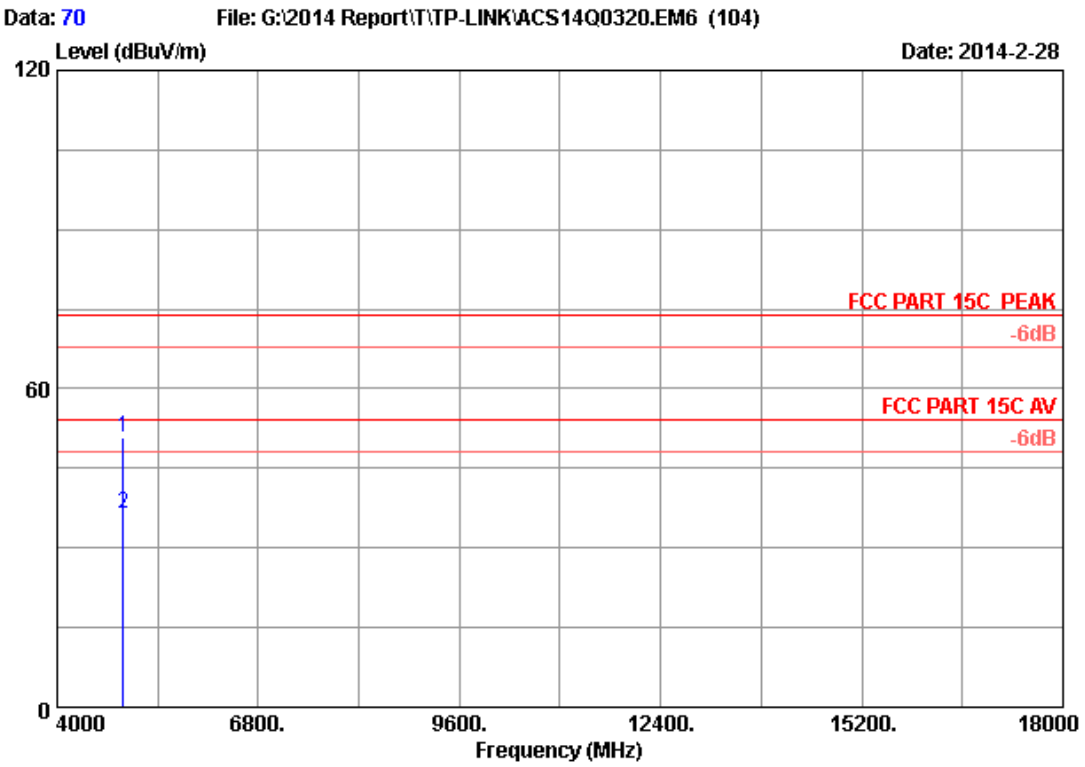

Site no. : 3m Chamber Data no. : 70
Dis. / Ant. : 3m 2013 3115 (4580) Ant. pol. : HORIZONTAL
Limit : FCC PART 15C PEAK
Env. / Ins. : 24*C/56% Engineer : Leo-Li
EUT : 150Mbps Wireless N ADSL2+ Modem Router
Power Rating : DC 9V From Adapter input AC 120V/60Hz
Test Mode : IEEE802.11nHT20 CH11 2462MHz Tx
M/N : TD-W8151N

No.	Freq. (MHz)	Ant. Factor (dB/m)	Cable Loss (dB)	AMP factor (dB)	Reading (dBuV)	Emission Level (dBuV/m)	Limits (dBuV/m)	Margin (dB)	Remark
1	4924.000	33.06	8.69	35.70	44.81	50.86	74.00	23.14	Peak
2	4924.000	33.06	8.69	35.70	30.55	36.60	54.00	17.40	Average

Remarks: 1. Emission Level= Antenna Factor + Cable Loss + Reading -Amp Factor
2. The emission levels that are 20dB below the official limit are not reported.

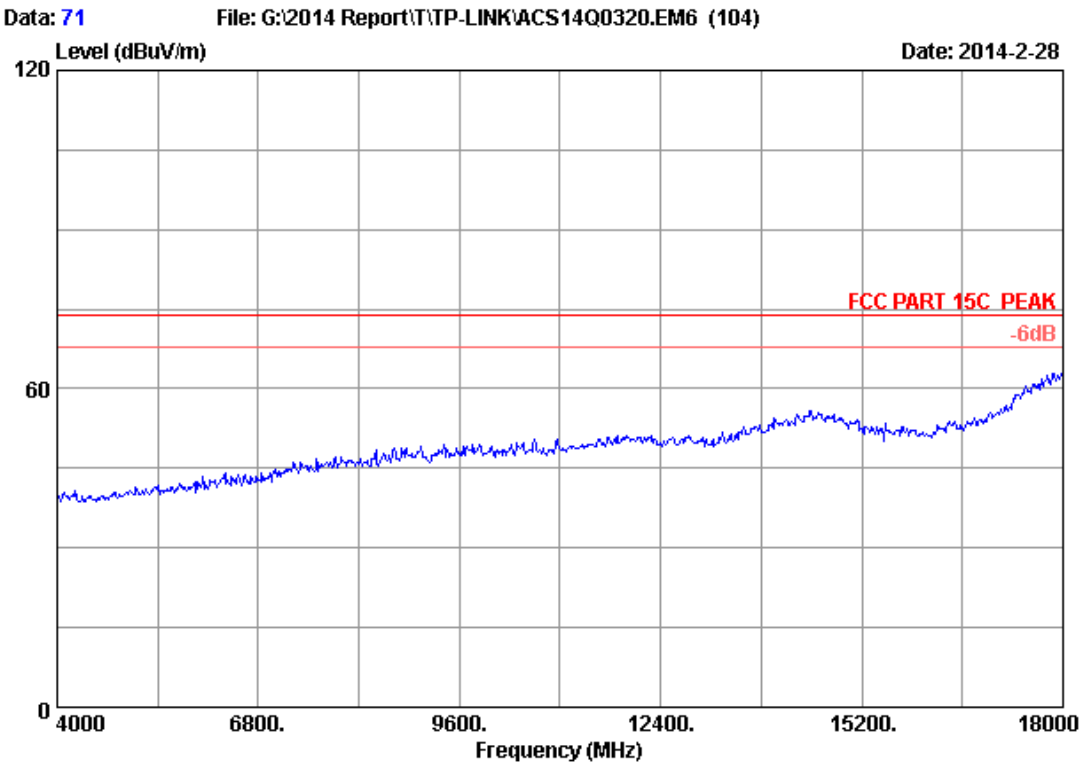


```
Site no.      : 3m Chamber                        Data no.  : 71
Dis. / Ant.   : 3m   2013 3115 (4580)        Ant. pol. : VERTICAL
Limit         : FCC PART 15C  PEAK
Env. / Ins.   : 24*C/56%                     Engineer  : Leo-Li
EUT           : 150Mbps Wireless N ADSL2+ Modem Router
Power Rating  : DC 9V From Adapter input AC 120V/60Hz
Test Mode     : IEEE802.11nHT20  CH11 2462MHz  Tx
M/N           : TD-W8151N
```

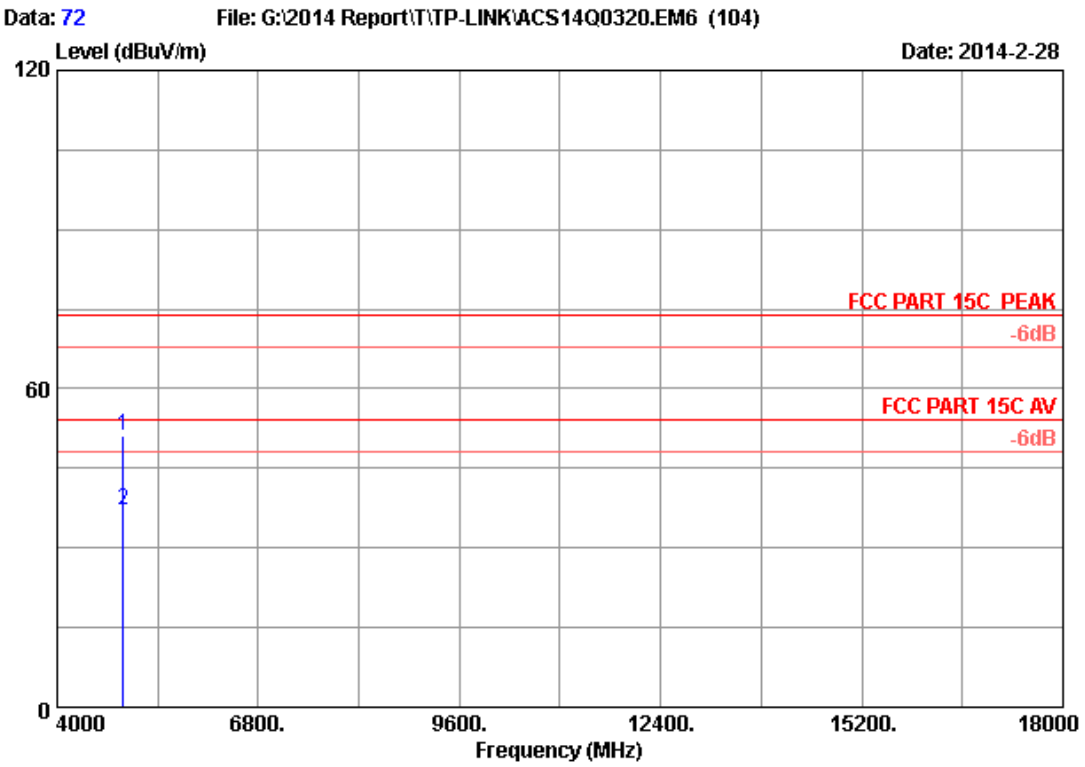

Site no. : 3m Chamber Data no. : 72
Dis. / Ant. : 3m 2013 3115 (4580) Ant. pol. : VERTICAL
Limit : FCC PART 15C PEAK
Env. / Ins. : 24*C/56% Engineer : Leo-Li
EUT : 150Mbps Wireless N ADSL2+ Modem Router
Power Rating : DC 9V From Adapter input AC 120V/60Hz
Test Mode : IEEE802.11nHT20 CH11 2462MHz Tx
M/N : TD-W8151N

No.	Freq. (MHz)	Ant. Factor (dB/m)	Cable Loss (dB)	AMP factor (dB)	Reading (dBuV)	Emission Level (dBuV/m)	Limits (dBuV/m)	Margin (dB)	Remark
1	4924.000	33.06	8.69	35.70	45.13	51.18	74.00	22.82	Peak
2	4924.000	33.06	8.69	35.70	30.98	37.03	54.00	16.97	Average

Remarks: 1. Emission Level= Antenna Factor + Cable Loss + Reading -Amp Factor
2. The emission levels that are 20dB below the official limit are not reported.

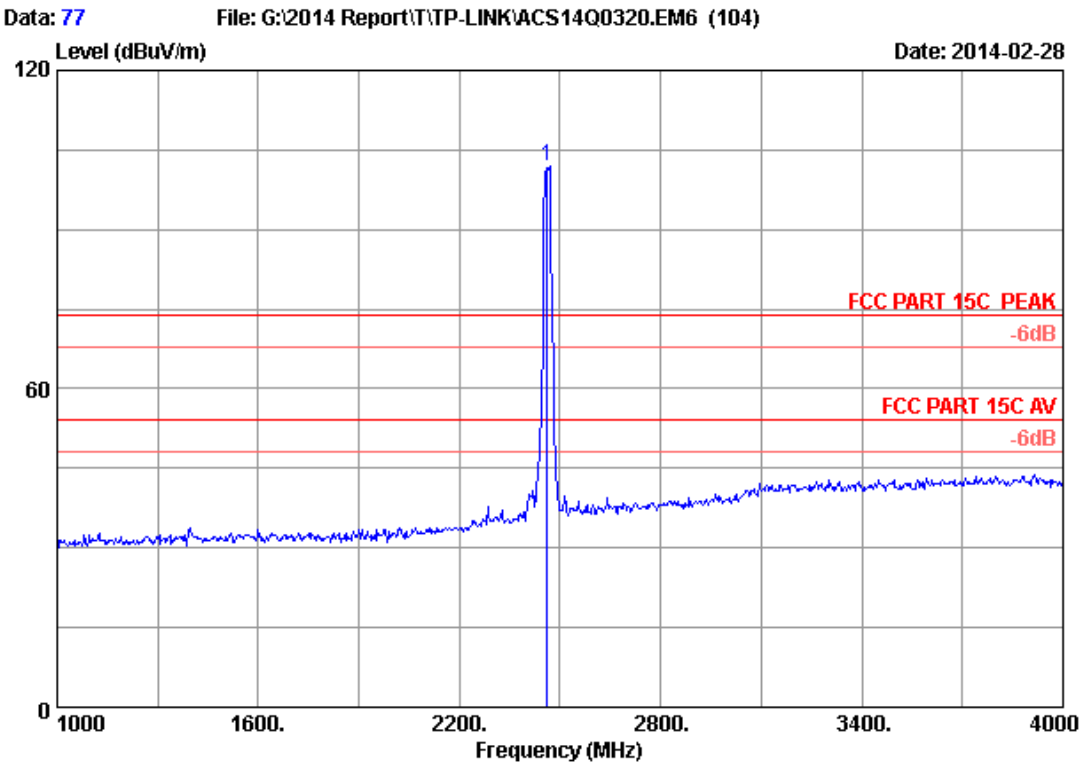

Site no. : 3m Chamber Data no. : 77
Dis. / Ant. : 3m 2013 3115 (4580) Ant. pol. : HORIZONTAL
Limit : FCC PART 15C PEAK
Env. / Ins. : 24*C/56% Engineer : Leo-Li
EUT : 150Mbps Wireless N ADSL2+ Modem Router
Power Rating : DC 9V From Adapter input AC 120V/60Hz
Test Mode : IEEE802.11nHT20 CH11 2462MHz Tx
M/N : TD-W8151N

No.	Freq. (MHz)	Ant. Factor (dB/m)	Cable Loss (dB)	AMP factor (dB)	Reading (dBuV)	Emission Level (dBuV/m)	Limits (dBuV/m)	Margin (dB)	Remark
1	2462.000	28.32	5.89	35.70	103.44	101.95	74.00	-27.95	Peak

Remarks: 1. Emission Level= Antenna Factor + Cable Loss + Reading -Amp Factor
2. The emission levels that are 20dB below the official limit are not reported.

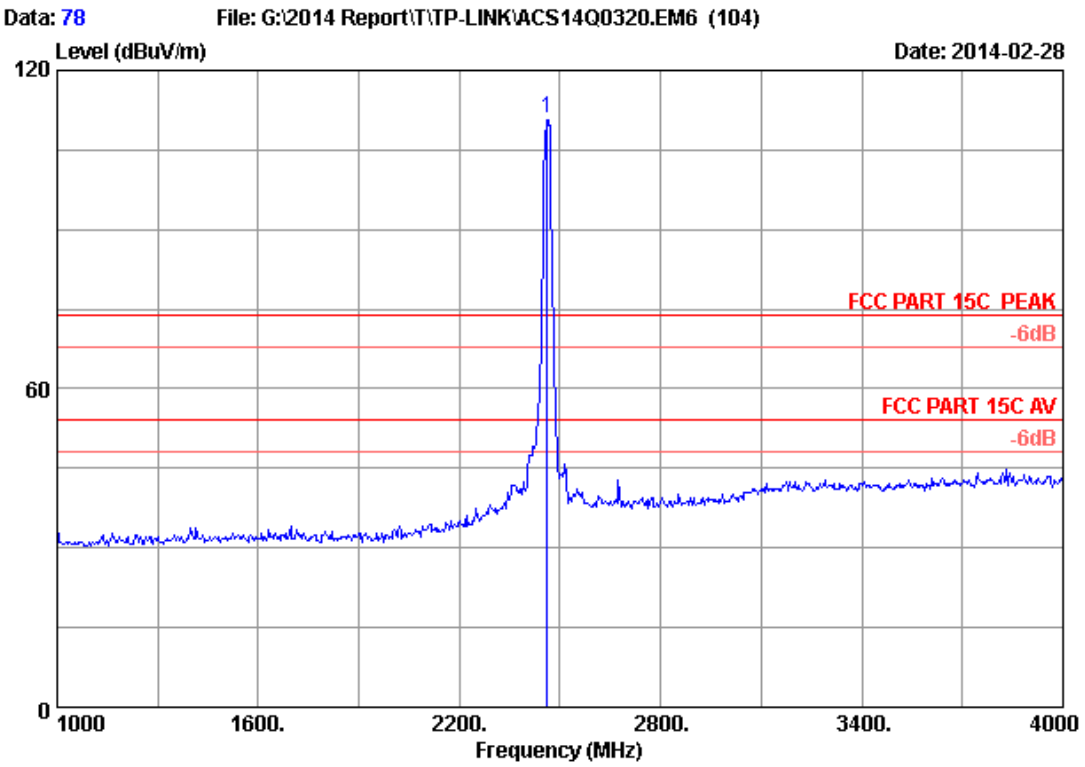

Site no. : 3m Chamber Data no. : 78
Dis. / Ant. : 3m 2013 3115 (4580) Ant. pol. : VERTICAL
Limit : FCC PART 15C PEAK
Env. / Ins. : 24*C/56% Engineer : Leo-Li
EUT : 150Mbps Wireless N ADSL2+ Modem Router
Power Rating : DC 9V From Adapter input AC 120V/60Hz
Test Mode : IEEE802.11nHT20 CH11 2462MHz Tx
M/N : TD-W8151N

No.	Freq. (MHz)	Ant. Factor (dB/m)	Cable Loss (dB)	AMP factor (dB)	Reading (dBuV)	Emission Level (dBuV/m)	Limits (dBuV/m)	Margin (dB)	Remark
1	2462.000	28.32	5.89	35.70	112.32	110.83	74.00	-36.83	Peak

Remarks: 1. Emission Level= Antenna Factor + Cable Loss + Reading -Amp Factor
2. The emission levels that are 20dB below the official limit are not reported.

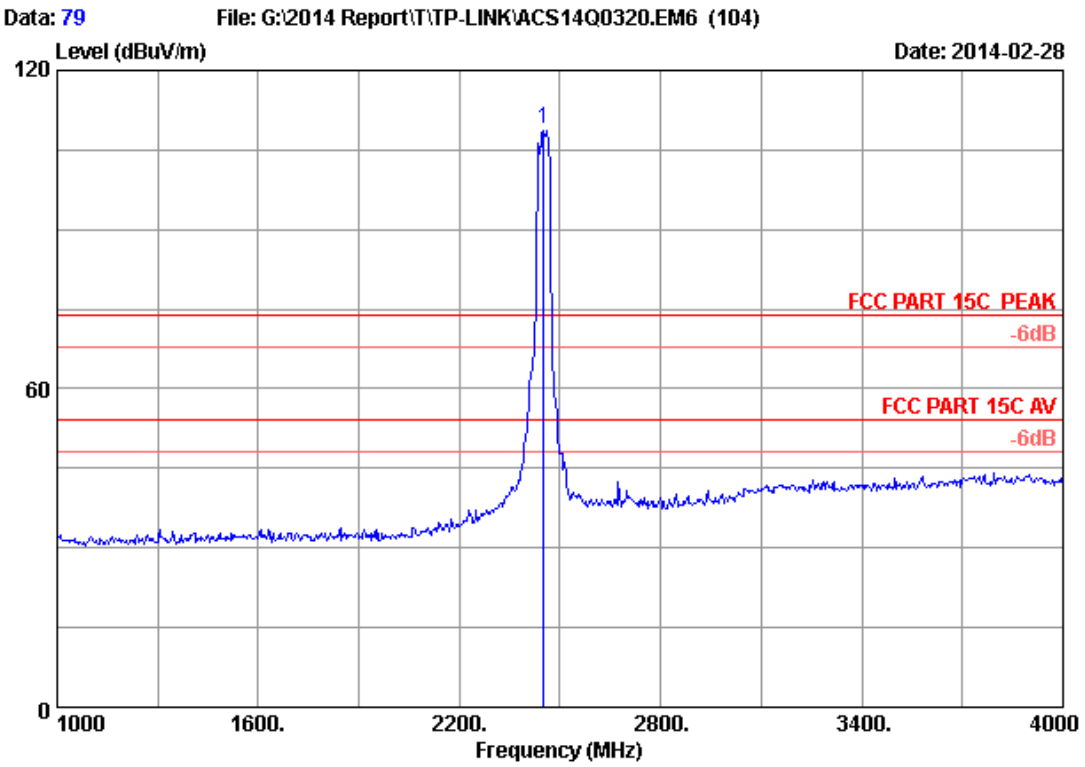

Site no. : 3m Chamber Data no. : 79
Dis. / Ant. : 3m 2013 3115 (4580) Ant. pol. : VERTICAL
Limit : FCC PART 15C PEAK
Env. / Ins. : 24*C/56% Engineer : Leo-Li
EUT : 150Mbps Wireless N ADSL2+ Modem Router
Power Rating : DC 9V From Adapter input AC 120V/60Hz
Test Mode : IEEE802.11nHT40 CH7 2452MHz Tx
M/N : TD-W8151N

No.	Freq. (MHz)	Ant. Factor (dB/m)	Cable Loss (dB)	AMP factor (dB)	Reading (dBuV)	Emission Level (dBuV/m)	Limits (dBuV/m)	Margin (dB)	Remark
1	2452.000	28.29	5.87	35.70	110.47	108.93	74.00	-34.93	Peak

Remarks: 1. Emission Level= Antenna Factor + Cable Loss + Reading -Amp Factor
2. The emission levels that are 20dB below the official limit are not reported.

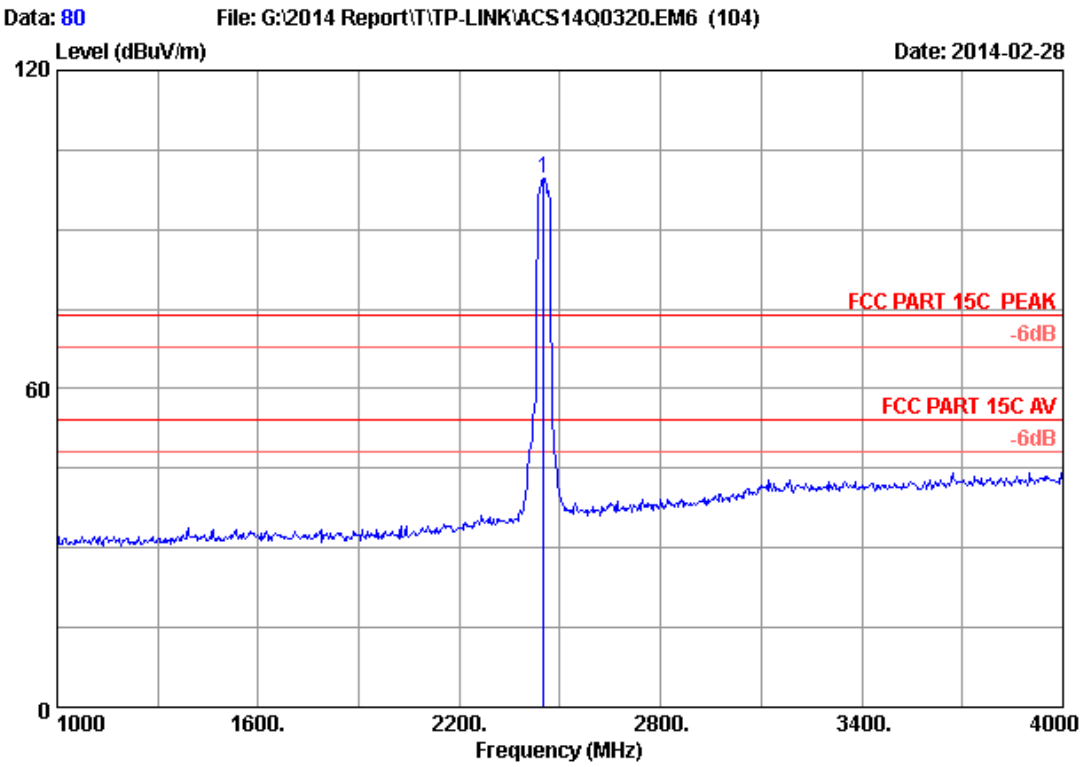

Site no. : 3m Chamber Data no. : 80
Dis. / Ant. : 3m 2013 3115 (4580) Ant. pol. : HORIZONTAL
Limit : FCC PART 15C PEAK
Env. / Ins. : 24*C/56% Engineer : Leo-Li
EUT : 150Mbps Wireless N ADSL2+ Modem Router
Power Rating : DC 9V From Adapter input AC 120V/60Hz
Test Mode : IEEE802.11nHT40 CH7 2452MHz Tx
M/N : TD-W8151N

No.	Freq. (MHz)	Ant. Factor (dB/m)	Cable Loss (dB)	AMP factor (dB)	Reading (dBuV)	Emission Level (dBuV/m)	Limits (dBuV/m)	Margin (dB)	Remark
1	2452.000	28.29	5.87	35.70	101.13	99.59	74.00	-25.59	Peak

Remarks: 1. Emission Level= Antenna Factor + Cable Loss + Reading -Amp Factor
2. The emission levels that are 20dB below the official limit are not reported.

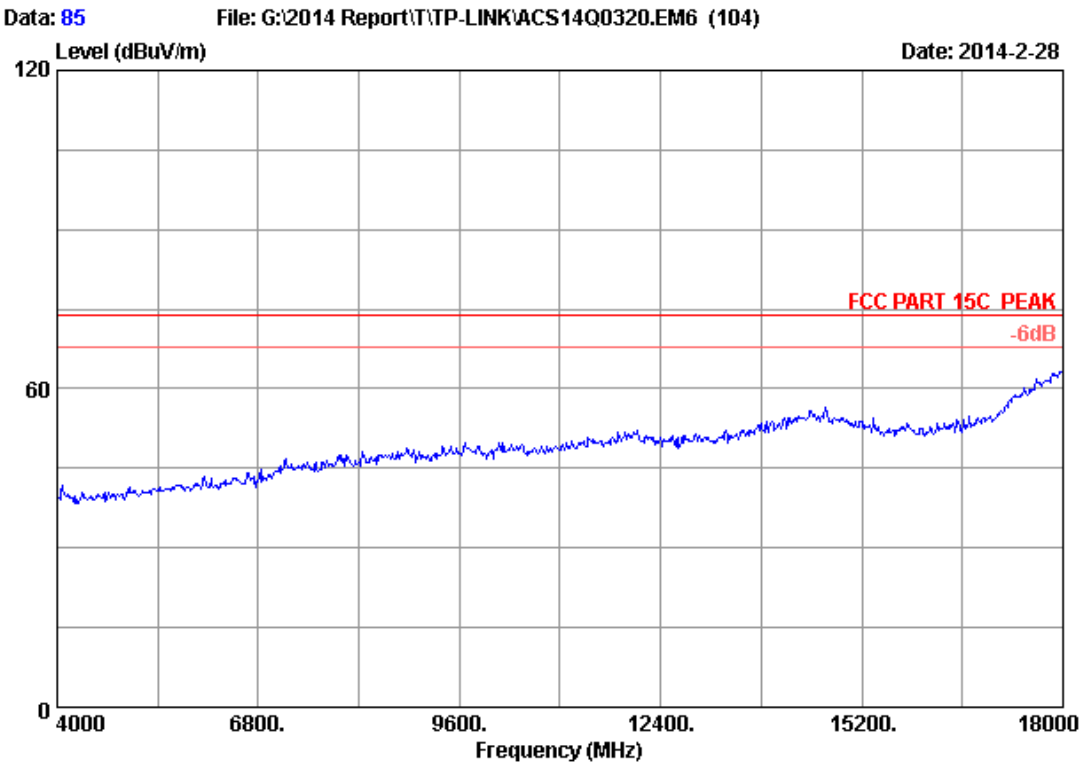


```
Site no.      : 3m Chamber                        Data no.  : 85
Dis. / Ant.   : 3m   2013 3115 (4580)        Ant. pol. : VERTICAL
Limit         : FCC PART 15C  PEAK
Env. / Ins.   : 24*C/56%                     Engineer  : Leo-Li
EUT           : 150Mbps Wireless N ADSL2+ Modem Router
Power Rating  : DC 9V From Adapter input AC 120V/60Hz
Test Mode     : IEEE802.11nHT40  CH7 2452MHz  Tx
M/N           : TD-W8151N
```

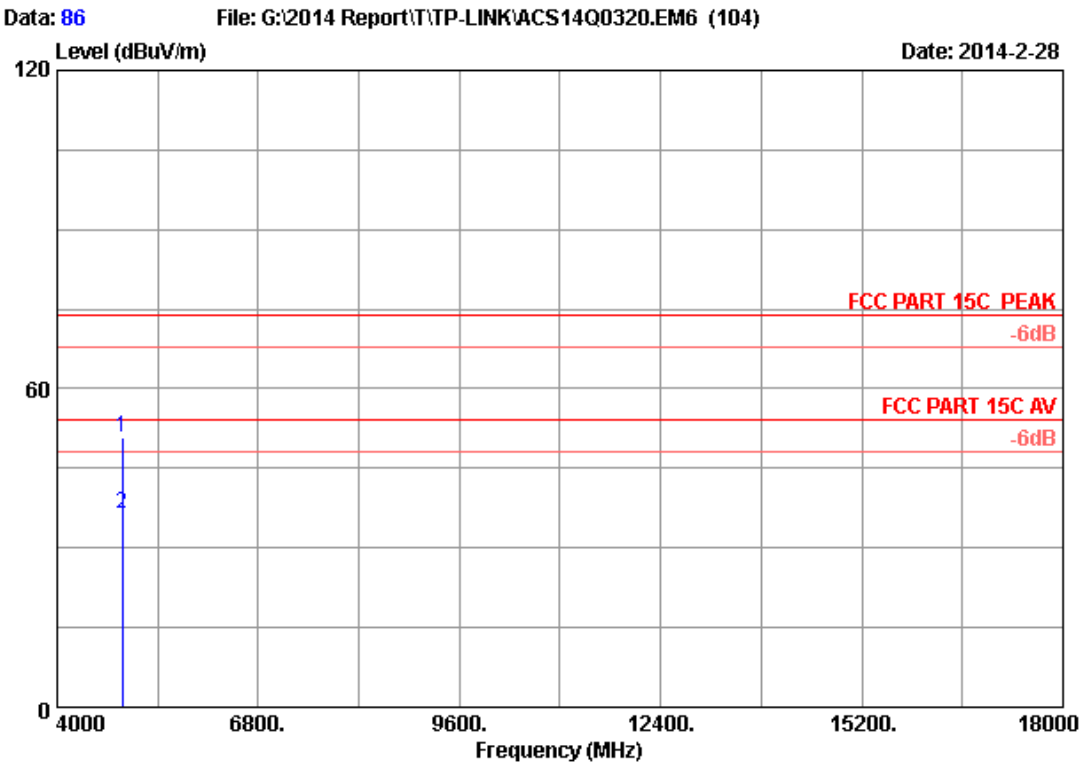

Site no. : 3m Chamber Data no. : 86
Dis. / Ant. : 3m 2013 3115 (4580) Ant. pol. : VERTICAL
Limit : FCC PART 15C PEAK
Env. / Ins. : 24*C/56% Engineer : Leo-Li
EUT : 150Mbps Wireless N ADSL2+ Modem Router
Power Rating : DC 9V From Adapter input AC 120V/60Hz
Test Mode : IEEE802.11nHT40 CH7 2452MHz Tx
M/N : TD-W8151N

No.	Freq. (MHz)	Ant. Factor (dB/m)	Cable Loss (dB)	AMP factor (dB)	Reading (dBuV)	Emission Level (dBuV/m)	Limits (dBuV/m)	Margin (dB)	Remark
1	4904.000	33.03	8.66	35.70	44.73	50.72	74.00	23.28	Peak
2	4904.000	33.03	8.66	35.70	30.37	36.36	54.00	17.64	Average

Remarks: 1. Emission Level= Antenna Factor + Cable Loss + Reading -Amp Factor
2. The emission levels that are 20dB below the official limit are not reported.

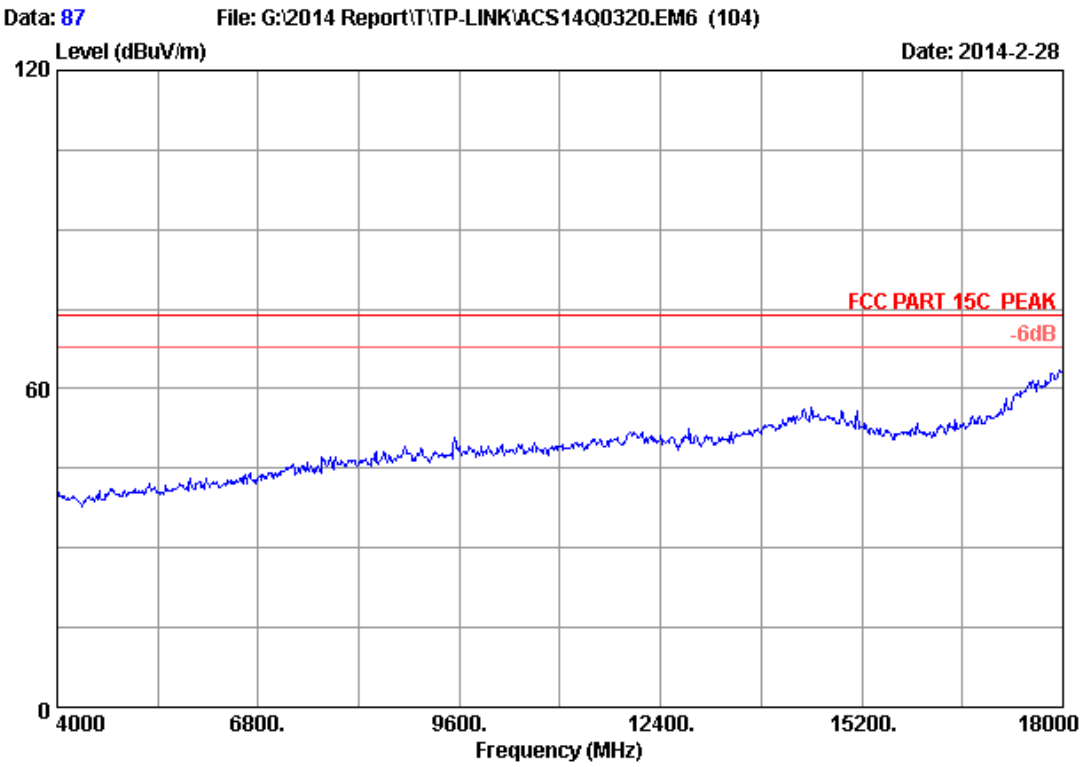


```
Site no.      : 3m Chamber                        Data no.  : 87
Dis. / Ant.   : 3m   2013 3115 (4580)        Ant. pol. : HORIZONTAL
Limit         : FCC PART 15C  PEAK
Env. / Ins.   : 24*C/56%                     Engineer  : Leo-Li
EUT           : 150Mbps Wireless N ADSL2+ Modem Router
Power Rating  : DC 9V From Adapter input AC 120V/60Hz
Test Mode     : IEEE802.11nHT40  CH7 2452MHz  Tx
M/N           : TD-W8151N
```

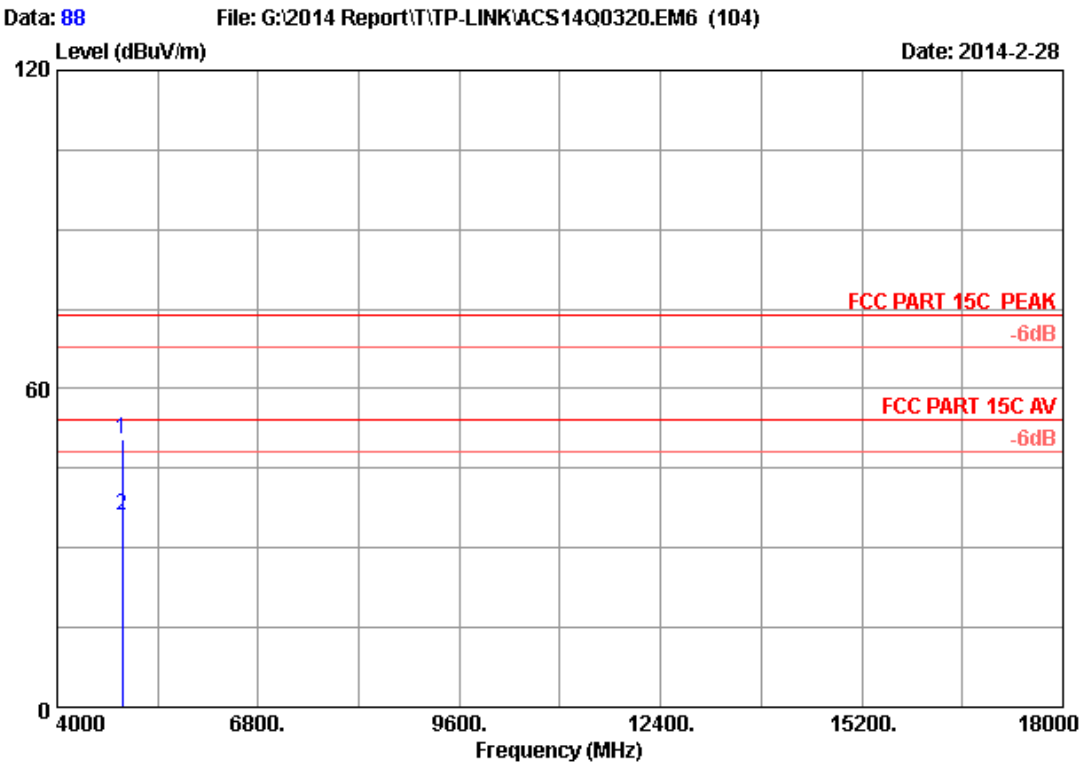

Site no. : 3m Chamber Data no. : 88
Dis. / Ant. : 3m 2013 3115 (4580) Ant. pol. : HORIZONTAL
Limit : FCC PART 15C PEAK
Env. / Ins. : 24*C/56% Engineer : Leo-Li
EUT : 150Mbps Wireless N ADSL2+ Modem Router
Power Rating : DC 9V From Adapter input AC 120V/60Hz
Test Mode : IEEE802.11nHT40 CH7 2452MHz Tx
M/N : TD-W8151N

No.	Freq. (MHz)	Ant. Factor (dB/m)	Cable Loss (dB)	AMP factor (dB)	Reading (dBuV)	Emission Level (dBuV/m)	Limits (dBuV/m)	Margin (dB)	Remark
1	4904.000	33.03	8.66	35.70	44.36	50.35	74.00	23.65	Peak
2	4904.000	33.03	8.66	35.70	30.19	36.18	54.00	17.82	Average

Remarks: 1. Emission Level= Antenna Factor + Cable Loss + Reading -Amp Factor
2. The emission levels that are 20dB below the official limit are not reported.

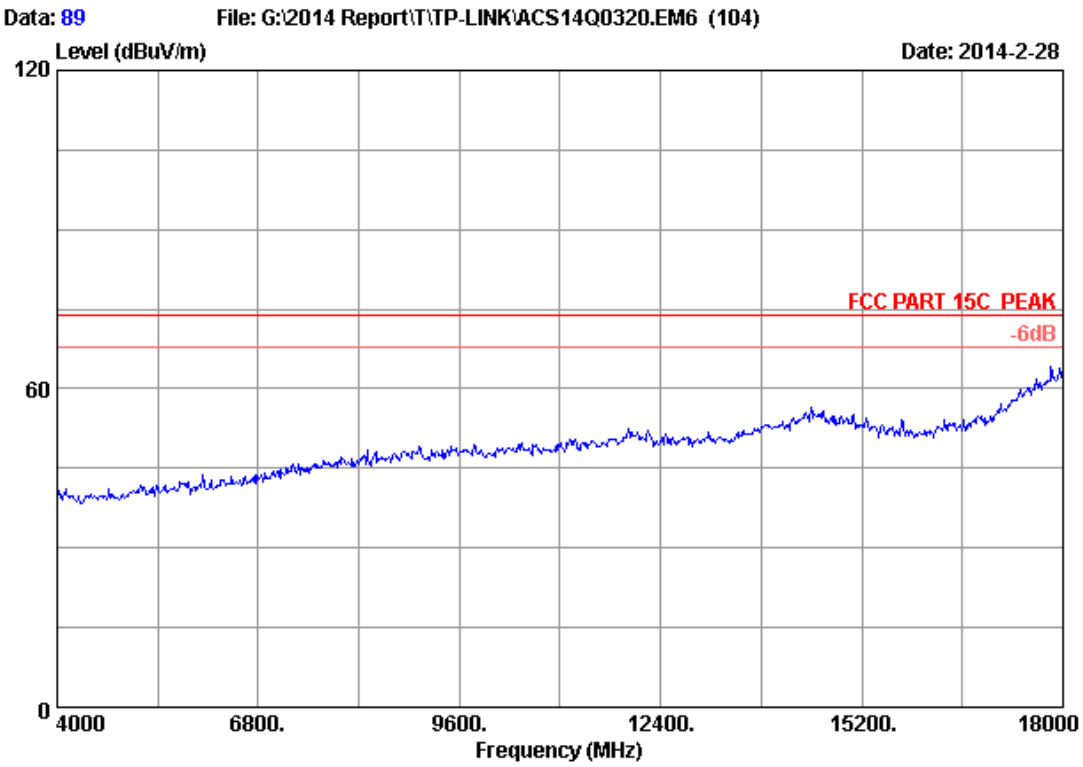


```
Site no.      : 3m Chamber                        Data no.  : 89
Dis. / Ant.   : 3m   2013 3115 (4580)        Ant. pol. : HORIZONTAL
Limit         : FCC PART 15C  PEAK
Env. / Ins.   : 24*C/56%                     Engineer  : Leo-Li
EUT           : 150Mbps Wireless N ADSL2+ Modem Router
Power Rating  : DC 9V From Adapter input AC 120V/60Hz
Test Mode     : IEEE802.11nHT40  CH4 2437MHz  Tx
M/N           : TD-W8151N
```

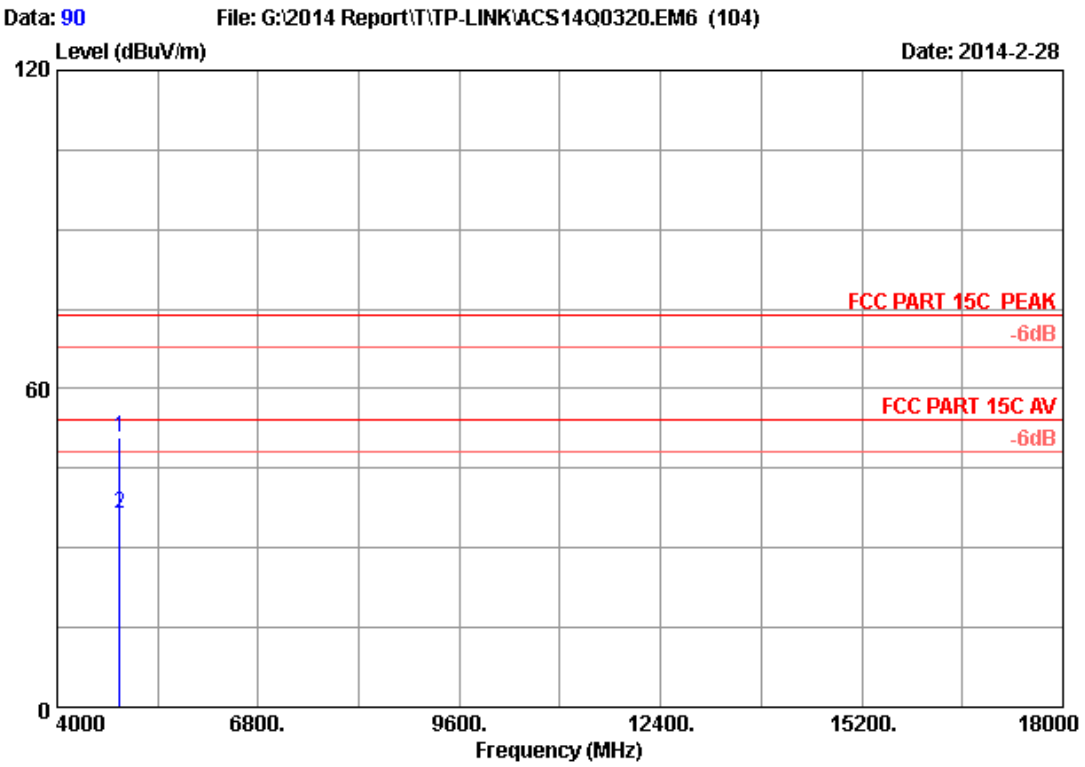

Site no. : 3m Chamber Data no. : 90
Dis. / Ant. : 3m 2013 3115 (4580) Ant. pol. : HORIZONTAL
Limit : FCC PART 15C PEAK
Env. / Ins. : 24*C/56% Engineer : Leo-Li
EUT : 150Mbps Wireless N ADSL2+ Modem Router
Power Rating : DC 9V From Adapter input AC 120V/60Hz
Test Mode : IEEE802.11nHT40 CH4 2437MHz Tx
M/N : TD-W8151N

No.	Freq. (MHz)	Ant. Factor (dB/m)	Cable Loss (dB)	AMP factor (dB)	Reading (dBuV)	Emission Level (dBuV/m)	Limits (dBuV/m)	Margin (dB)	Remark
1	4874.000	32.97	8.63	35.70	44.79	50.69	74.00	23.31	Peak
2	4874.000	32.97	8.63	35.70	30.60	36.50	54.00	17.50	Average

Remarks: 1. Emission Level= Antenna Factor + Cable Loss + Reading -Amp Factor
2. The emission levels that are 20dB below the official limit are not reported.

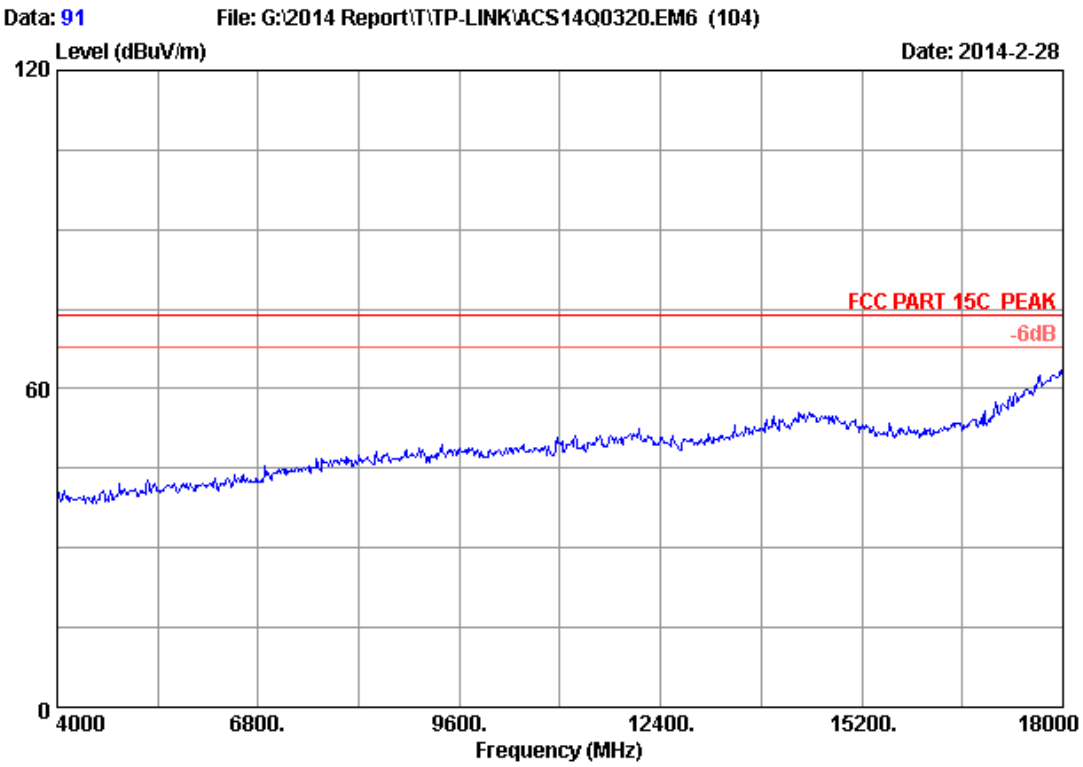


```
Site no.      : 3m Chamber                        Data no.  : 91
Dis. / Ant.   : 3m   2013 3115 (4580)        Ant. pol. : VERTICAL
Limit         : FCC PART 15C  PEAK
Env. / Ins.   : 24*C/56%                     Engineer  : Leo-Li
EUT           : 150Mbps Wireless N ADSL2+ Modem Router
Power Rating  : DC 9V From Adapter input AC 120V/60Hz
Test Mode     : IEEE802.11nHT40  CH4 2437MHz  Tx
M/N           : TD-W8151N
```

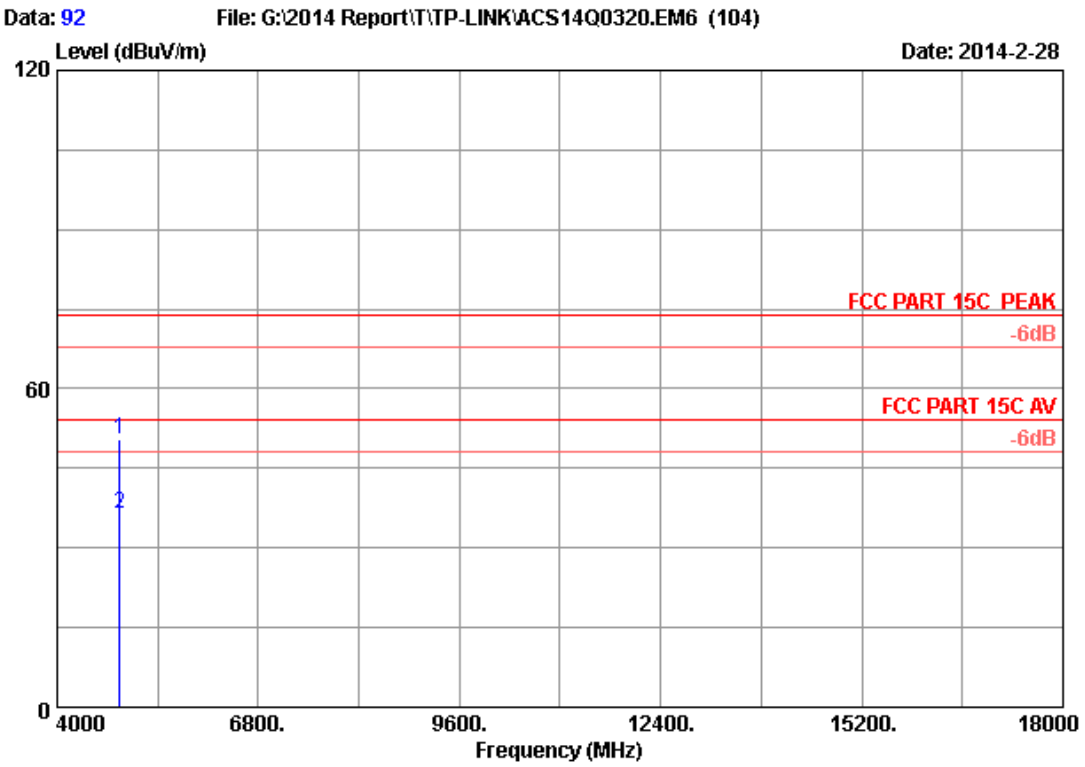

Site no. : 3m Chamber Data no. : 92
Dis. / Ant. : 3m 2013 3115 (4580) Ant. pol. : VERTICAL
Limit : FCC PART 15C PEAK
Env. / Ins. : 24*C/56% Engineer : Leo-Li
EUT : 150Mbps Wireless N ADSL2+ Modem Router
Power Rating : DC 9V From Adapter input AC 120V/60Hz
Test Mode : IEEE802.11nHT40 CH4 2437MHz Tx
M/N : TD-W8151N

No.	Freq. (MHz)	Ant. Factor (dB/m)	Cable Loss (dB)	AMP factor (dB)	Reading (dBuV)	Emission Level (dBuV/m)	Limits (dBuV/m)	Margin (dB)	Remark
1	4874.000	32.97	8.63	35.70	44.70	50.60	74.00	23.40	Peak
2	4874.000	32.97	8.63	35.70	30.52	36.42	54.00	17.58	Average

Remarks: 1. Emission Level= Antenna Factor + Cable Loss + Reading -Amp Factor
2. The emission levels that are 20dB below the official limit are not reported.

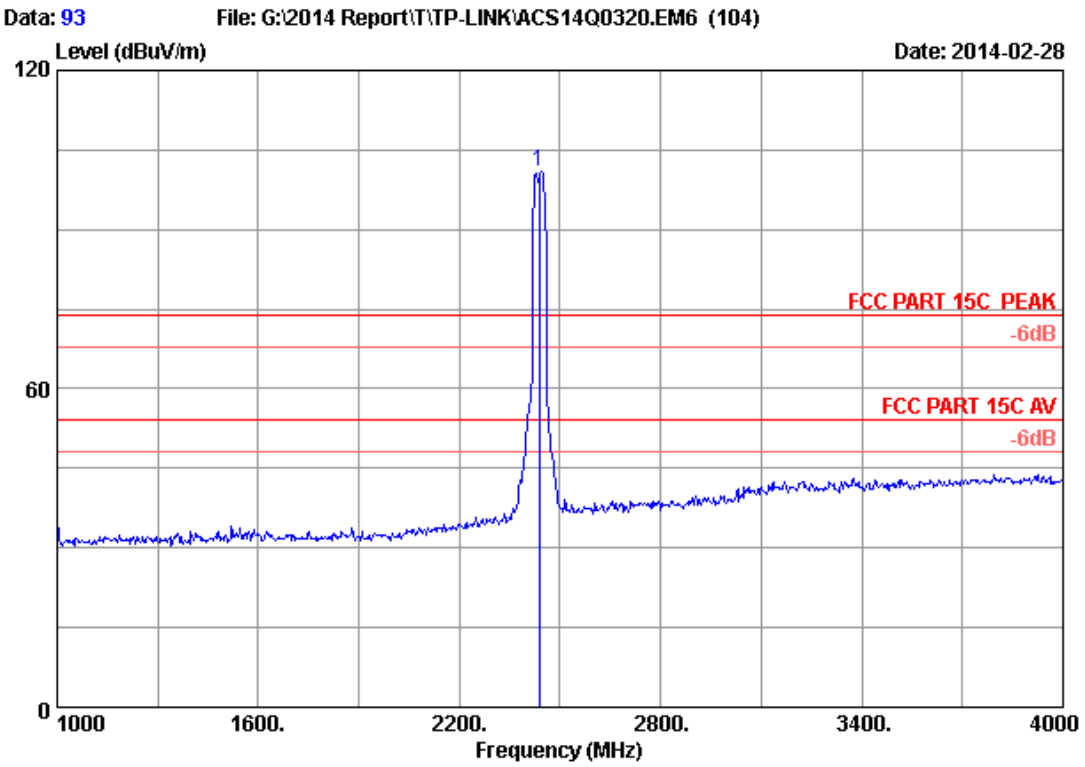

Site no. : 3m Chamber Data no. : 93
Dis. / Ant. : 3m 2013 3115 (4580) Ant. pol. : HORIZONTAL
Limit : FCC PART 15C PEAK
Env. / Ins. : 24*C/56% Engineer : Leo-Li
EUT : 150Mbps Wireless N ADSL2+ Modem Router
Power Rating : DC 9V From Adapter input AC 120V/60Hz
Test Mode : IEEE802.11nHT40 CH4 2437MHz Tx
M/N : TD-W8151N

No.	Freq. (MHz)	Ant. Factor (dB/m)	Cable Loss (dB)	AMP factor (dB)	Reading (dBuV)	Emission Level (dBuV/m)	Limits (dBuV/m)	Margin (dB)	Remark
1	2437.000	28.26	5.85	35.70	102.37	100.78	74.00	-26.78	Peak

Remarks: 1. Emission Level= Antenna Factor + Cable Loss + Reading -Amp Factor
2. The emission levels that are 20dB below the official limit are not reported.

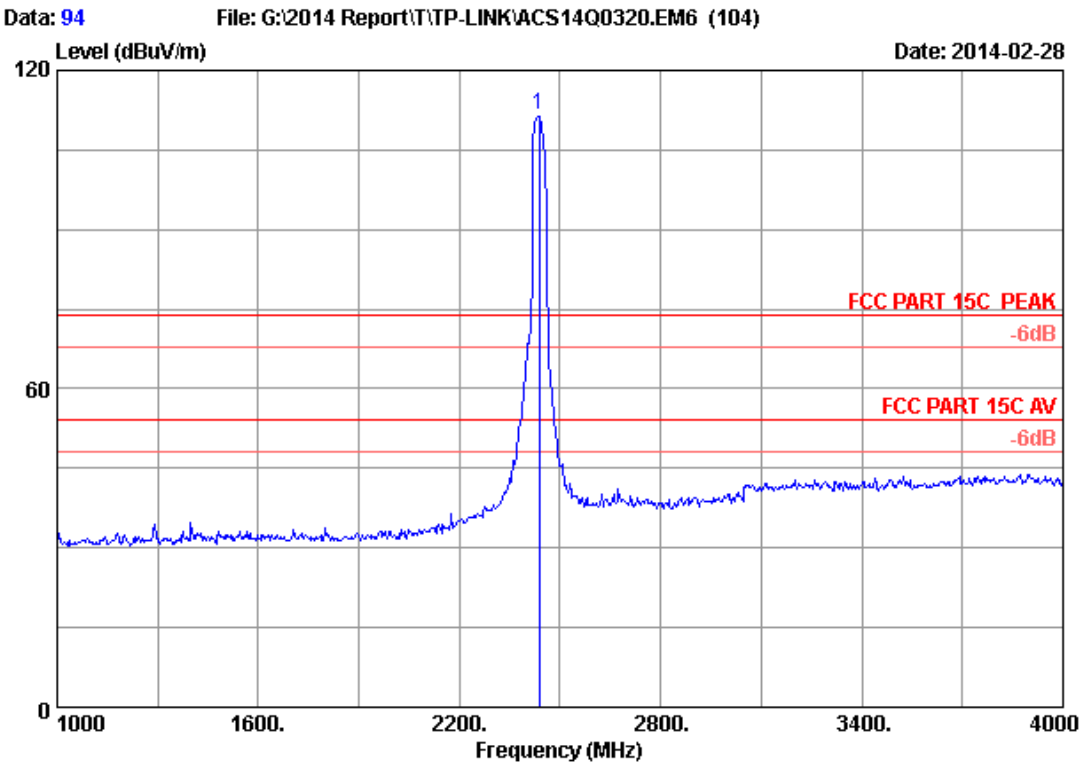

Site no. : 3m Chamber Data no. : 94
Dis. / Ant. : 3m 2013 3115 (4580) Ant. pol. : VERTICAL
Limit : FCC PART 15C PEAK
Env. / Ins. : 24*C/56% Engineer : Leo-Li
EUT : 150Mbps Wireless N ADSL2+ Modem Router
Power Rating : DC 9V From Adapter input AC 120V/60Hz
Test Mode : IEEE802.11nHT40 CH4 2437MHz Tx
M/N : TD-W8151N

No.	Freq. (MHz)	Ant. Factor (dB/m)	Cable Loss (dB)	AMP factor (dB)	Reading (dBuV)	Emission Level (dBuV/m)	Limits (dBuV/m)	Margin (dB)	Remark
1	2437.000	28.26	5.85	35.70	113.11	111.52	74.00	-37.52	Peak

Remarks: 1. Emission Level= Antenna Factor + Cable Loss + Reading -Amp Factor
2. The emission levels that are 20dB below the official limit are not reported.

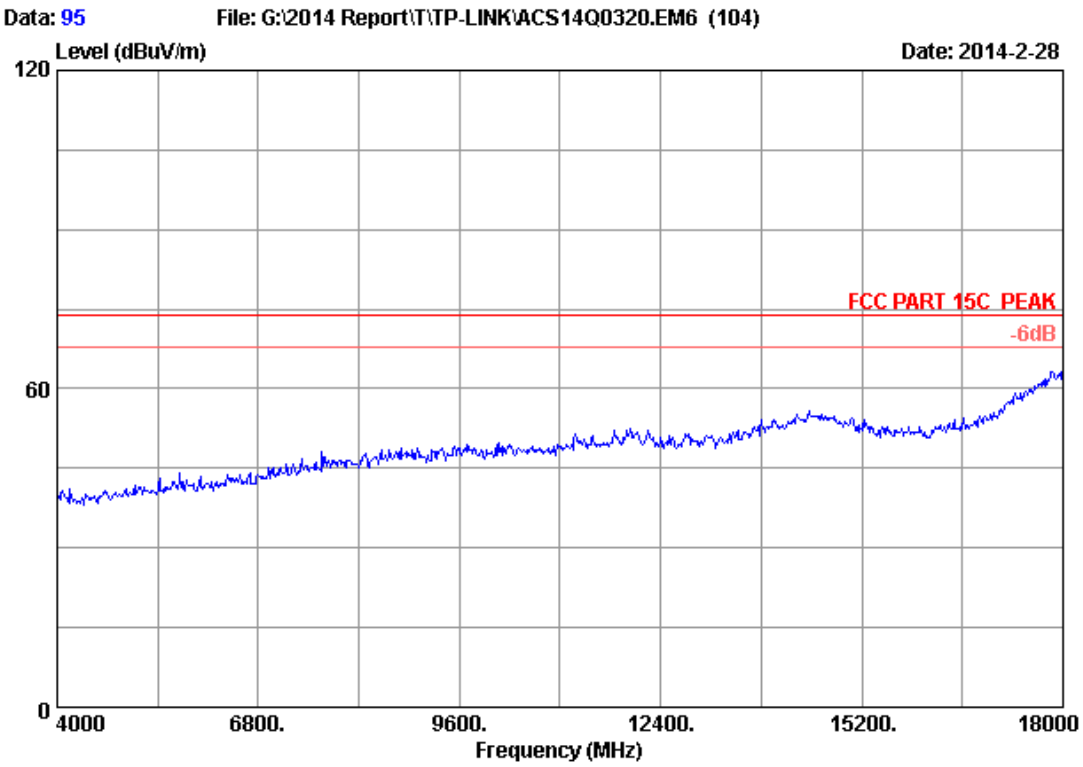


```
Site no.      : 3m Chamber                        Data no.  : 95
Dis. / Ant.   : 3m   2013 3115 (4580)        Ant. pol. : VERTICAL
Limit         : FCC PART 15C  PEAK
Env. / Ins.   : 24*C/56%                     Engineer  : Leo-Li
EUT           : 150Mbps Wireless N ADSL2+ Modem Router
Power Rating  : DC 9V From Adapter input AC 120V/60Hz
Test Mode     : IEEE802.11nHT40  CH1 2422MHz  Tx
M/N           : TD-W8151N
```

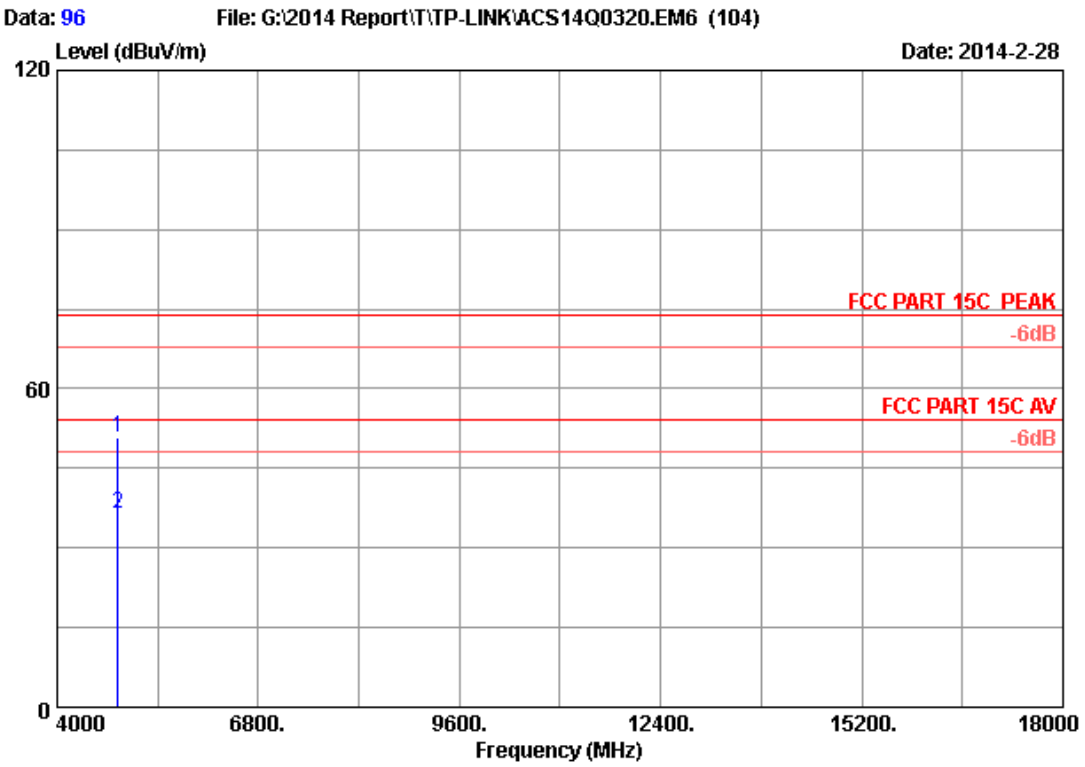

Site no. : 3m Chamber Data no. : 96
Dis. / Ant. : 3m 2013 3115 (4580) Ant. pol. : VERTICAL
Limit : FCC PART 15C PEAK
Env. / Ins. : 24*C/56% Engineer : Leo-Li
EUT : 150Mbps Wireless N ADSL2+ Modem Router
Power Rating : DC 9V From Adapter input AC 120V/60Hz
Test Mode : IEEE802.11nHT40 CH1 2422MHz Tx
M/N : TD-W8151N

No.	Freq. (MHz)	Ant. Factor (dB/m)	Cable Loss (dB)	AMP factor (dB)	Reading (dBuV)	Emission Level (dBuV/m)	Limits (dBuV/m)	Margin (dB)	Remark
1	4844.000	32.92	8.60	35.70	44.83	50.65	74.00	23.35	Peak
2	4844.000	32.92	8.60	35.70	30.75	36.57	54.00	17.43	Average

Remarks: 1. Emission Level= Antenna Factor + Cable Loss + Reading -Amp Factor
2. The emission levels that are 20dB below the official limit are not reported.

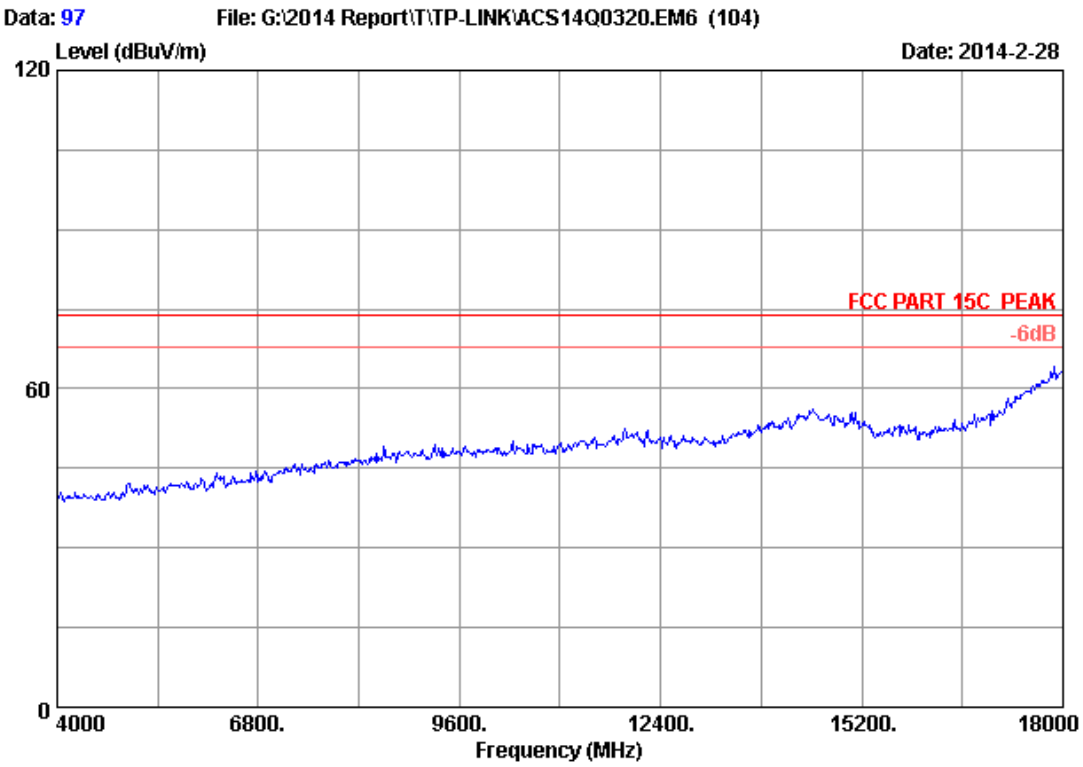


```
Site no.      : 3m Chamber                        Data no.  : 97
Dis. / Ant.   : 3m   2013 3115 (4580)        Ant. pol. : HORIZONTAL
Limit         : FCC PART 15C  PEAK
Env. / Ins.   : 24*C/56%                     Engineer  : Leo-Li
EUT           : 150Mbps Wireless N ADSL2+ Modem Router
Power Rating  : DC 9V From Adapter input AC 120V/60Hz
Test Mode     : IEEE802.11nHT40  CH1 2422MHz  Tx
M/N           : TD-W8151N
```

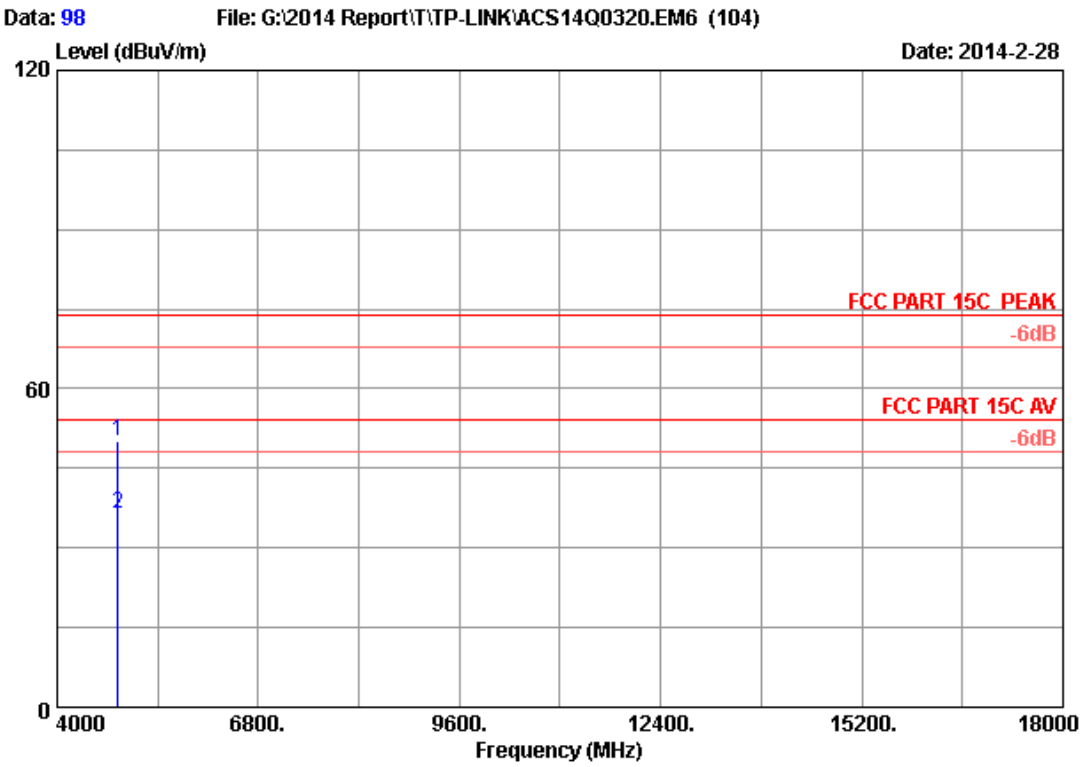

Site no. : 3m Chamber Data no. : 98
Dis. / Ant. : 3m 2013 3115 (4580) Ant. pol. : HORIZONTAL
Limit : FCC PART 15C PEAK
Env. / Ins. : 24*C/56% Engineer : Leo-Li
EUT : 150Mbps Wireless N ADSL2+ Modem Router
Power Rating : DC 9V From Adapter input AC 120V/60Hz
Test Mode : IEEE802.11nHT40 CH1 2422MHz Tx
M/N : TD-W8151N

No.	Freq. (MHz)	Ant. Factor (dB/m)	Cable Loss (dB)	AMP factor (dB)	Reading (dBuV)	Emission Level (dBuV/m)	Limits (dBuV/m)	Margin (dB)	Remark
1	4844.000	32.92	8.60	35.70	44.38	50.20	74.00	23.80	Peak
2	4844.000	32.92	8.60	35.70	30.51	36.33	54.00	17.67	Average

Remarks: 1. Emission Level= Antenna Factor + Cable Loss + Reading -Amp Factor
2. The emission levels that are 20dB below the official limit are not reported.

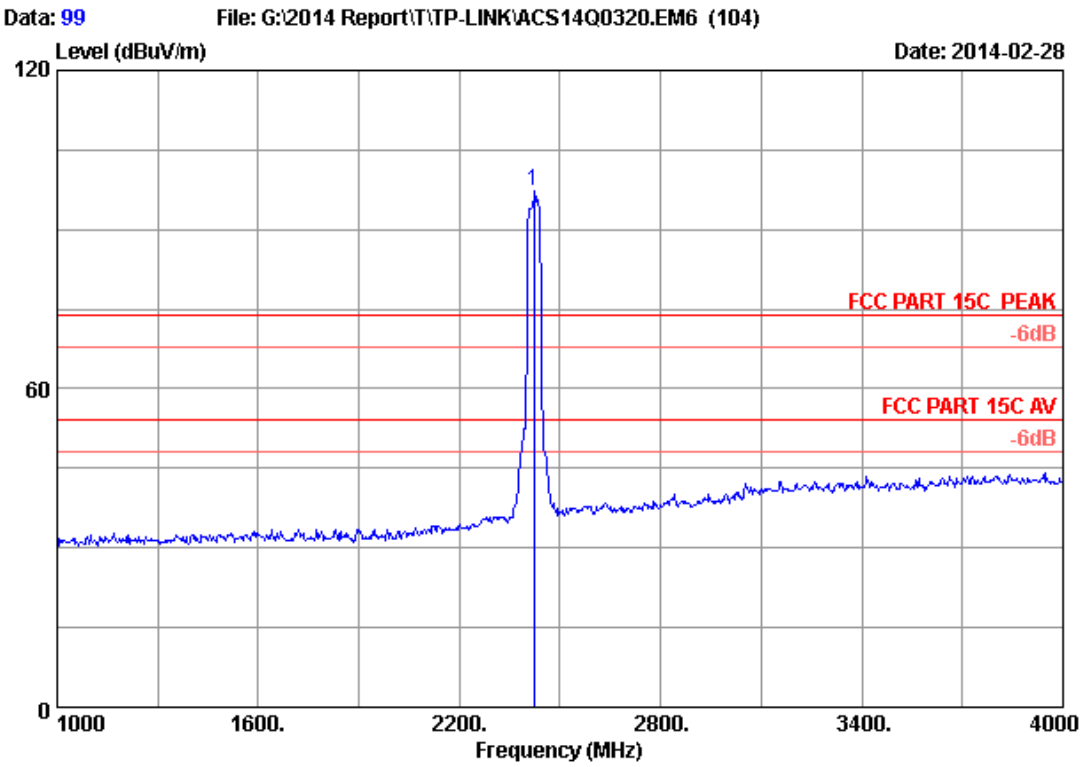

Site no. : 3m Chamber Data no. : 99
Dis. / Ant. : 3m 2013 3115 (4580) Ant. pol. : HORIZONTAL
Limit : FCC PART 15C PEAK
Env. / Ins. : 24*C/56% Engineer : Leo-Li
EUT : 150Mbps Wireless N ADSL2+ Modem Router
Power Rating : DC 9V From Adapter input AC 120V/60Hz
Test Mode : IEEE802.11nHT40 CH1 2422MHz Tx
M/N : TD-W8151N

No.	Freq. (MHz)	Ant. Factor (dB/m)	Cable Loss (dB)	AMP factor (dB)	Reading (dBuV)	Emission Level (dBuV/m)	Limits (dBuV/m)	Margin (dB)	Remark
1	2422.000	28.23	5.83	35.70	98.76	97.12	74.00	-23.12	Peak

Remarks: 1. Emission Level= Antenna Factor + Cable Loss + Reading -Amp Factor
2. The emission levels that are 20dB below the official limit are not reported.

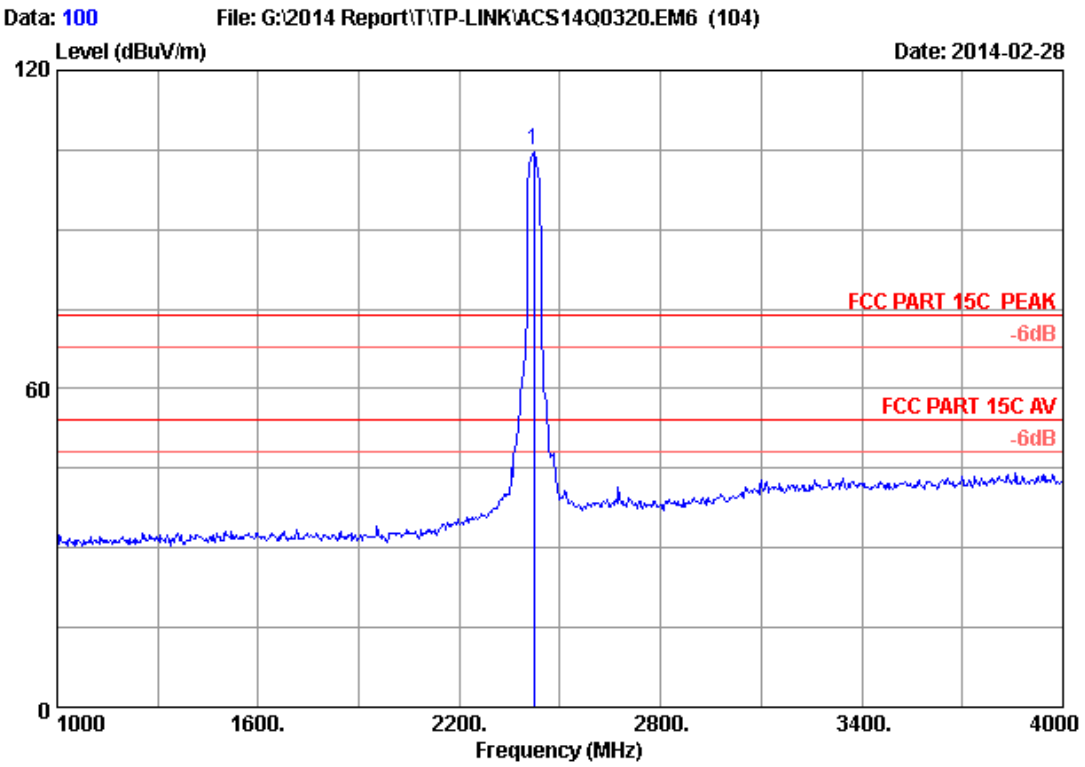

Site no. : 3m Chamber Data no. : 100
Dis. / Ant. : 3m 2013 3115 (4580) Ant. pol. : VERTICAL
Limit : FCC PART 15C PEAK
Env. / Ins. : 24*C/56% Engineer : Leo-Li
EUT : 150Mbps Wireless N ADSL2+ Modem Router
Power Rating : DC 9V From Adapter input AC 120V/60Hz
Test Mode : IEEE802.11nHT40 CH1 2422MHz Tx
M/N : TD-W8151N

No.	Freq. (MHz)	Ant. Factor (dB/m)	Cable Loss (dB)	AMP factor (dB)	Reading (dBuV)	Emission Level (dBuV/m)	Limits (dBuV/m)	Margin (dB)	Remark
1	2422.000	28.23	5.83	35.70	106.52	104.88	74.00	-30.88	Peak

Remarks: 1. Emission Level= Antenna Factor + Cable Loss + Reading -Amp Factor
2. The emission levels that are 20dB below the official limit are not reported.

5. CONDUCTED SPURIOUS EMISSIONS

5.1.Test Equipment

Item	Equipment	Manufacturer	Model No.	Serial No.	Last Cal.	Cal. Interval
1.	Spectrum Analyzer	Agilent	N9030A	MY51380221	Oct.31, 13	1 Year
2.	Attenuator	Agilent	8491B	MY39262165	May.08, 13	1 Year
3.	RF Cable	Hubersuhner	SUCOFLEX102	28618/2	May.08, 13	1 Year

5.2.Limit

In any 100kHz bandwidth outside the frequency bands in which the spread spectrum intentional radiator in operating, the radio frequency power that is produced by the intentional radiator shall be at least 20dB below that in the 100kHz bandwidth within the band that contains the highest level of the desired power.

5.3.Test Procedure

The transmitter output was connected to a spectrum analyzer, The resolution bandwidth is set to 100 kHz, The video bandwidth is set to 300 kHz and measure all the emissions detected.

5.4.Test result

PASS (The testing data was attached in the next pages.)

Test Mode: IEEE 802.11b TX
Test CH1: 2412MHz

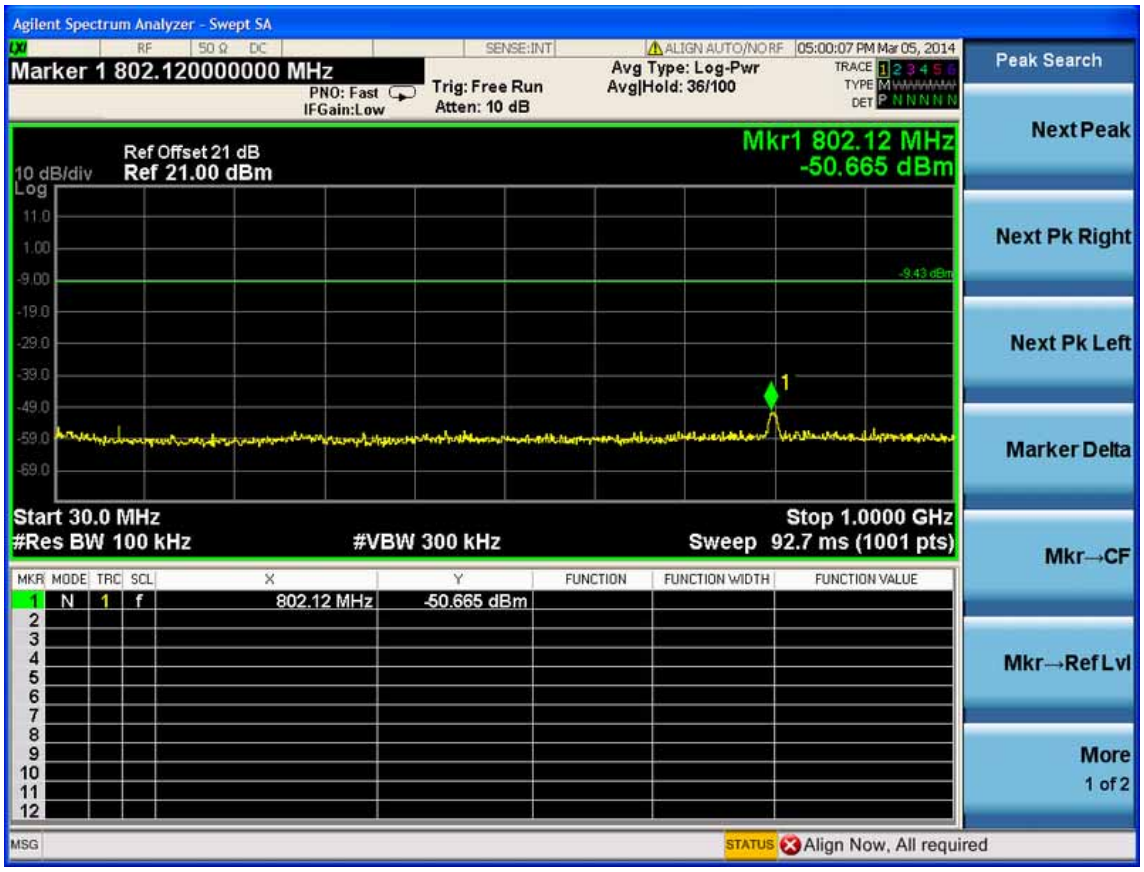

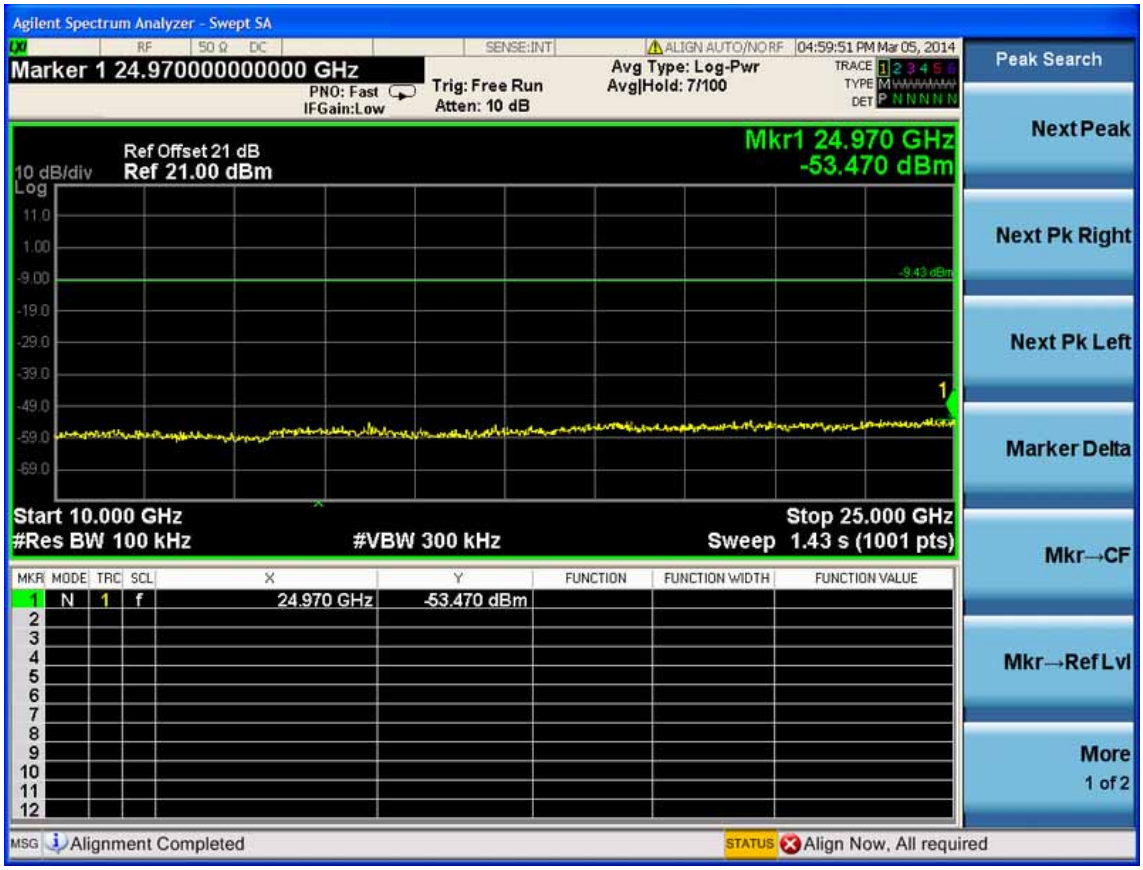
Agilent Spectrum Analyzer - Swept SA
Marker 1 24.970000000000 GHz
PNO: Fast
IFGain:Low
Trig: Free Run
Atten: 10 dB
Avg Type: Log-Pwr
Avg|Hold: 7/100
04:59:51 PM Mar 05, 2014
Ref Offset 21 dB
10 dB/div
Ref 21.00 dBm
Mkr1 24.970 GHz
-53.470 dBm
Start 10.000 GHz
#Res BW 100 kHz
#VBW 300 kHz
Stop 25.000 GHz
Sweep 1.43 s (1001 pts)
1 N 1 f 24.970 GHz -53.470 dBm
Peak Search
Next Peak
Next Pk Right
Next Pk Left
Marker Delta
Mkr→CF
Mkr→Ref Lvl
More
1 of 2
Alignment Completed
Align Now, All required

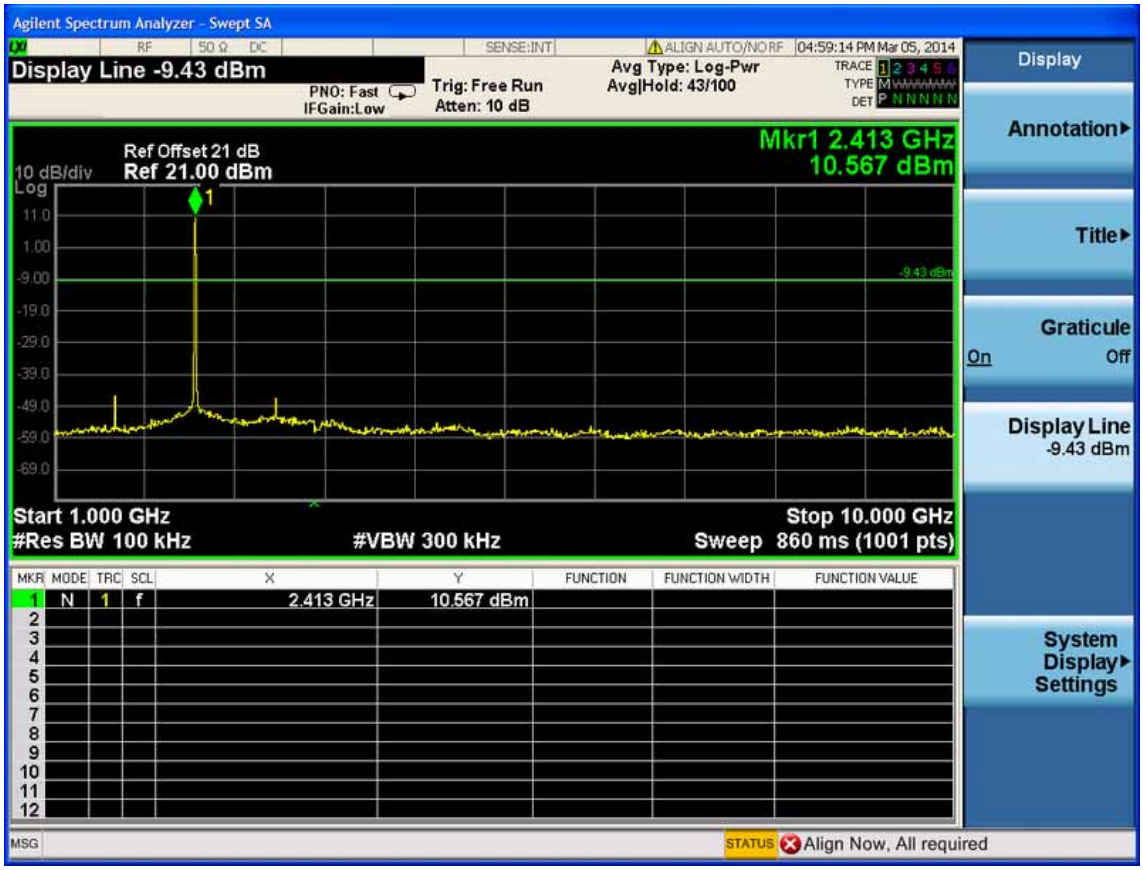
Agilent Spectrum Analyzer - Swept SA
Display Line -9.43 dBm
PNO: Fast
IFGain:Low
Trig: Free Run
Atten: 10 dB
Avg Type: Log-Pwr
Avg|Hold: 43/100
04:59:14 PM Mar 05, 2014
Ref Offset 21 dB
10 dB/div
Ref 21.00 dBm
Mkr1 2.413 GHz
10.567 dBm
Start 1.000 GHz
#Res BW 100 kHz
#VBW 300 kHz
Stop 10.000 GHz
Sweep 860 ms (1001 pts)
1 N 1 f 2.413 GHz 10.567 dBm
Display
Annotation
Title
Graticule
On
Off
Display Line
-9.43 dBm
System Display Settings
Align Now, All required

Test CH6: 2437MHz

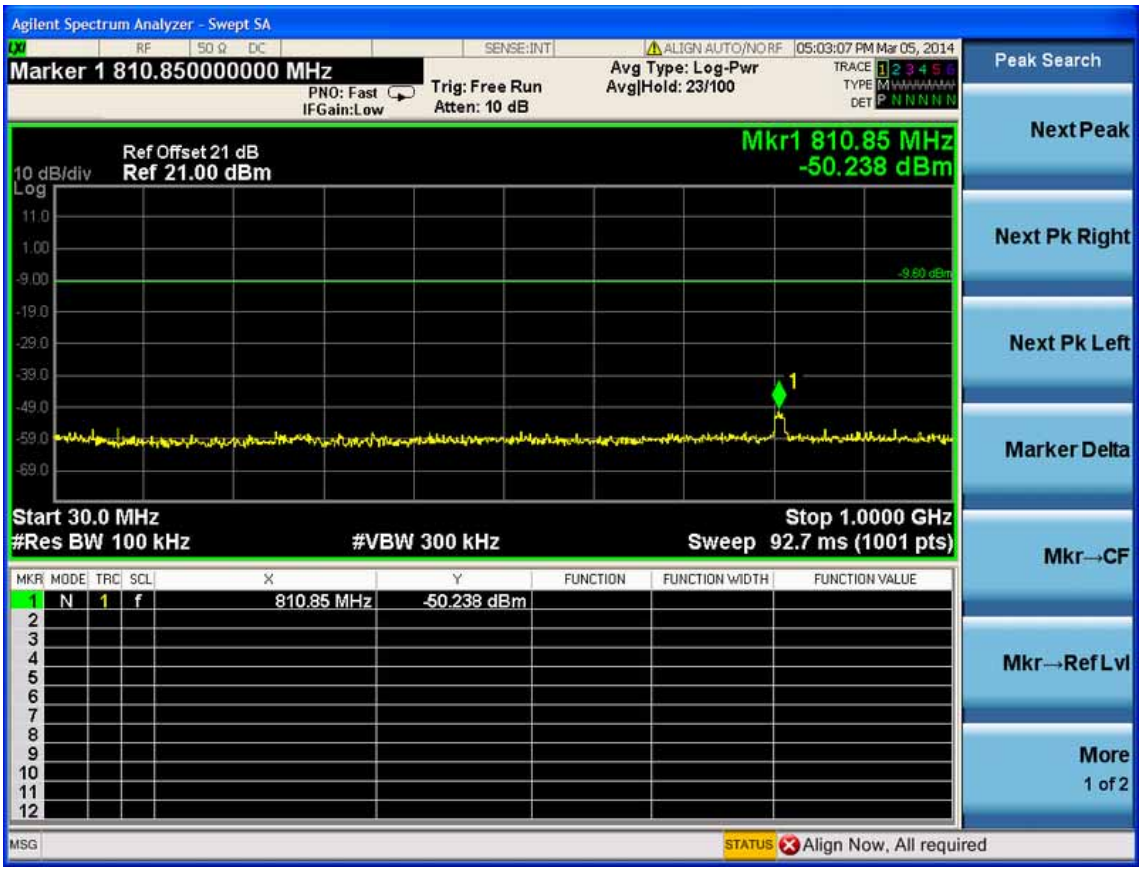

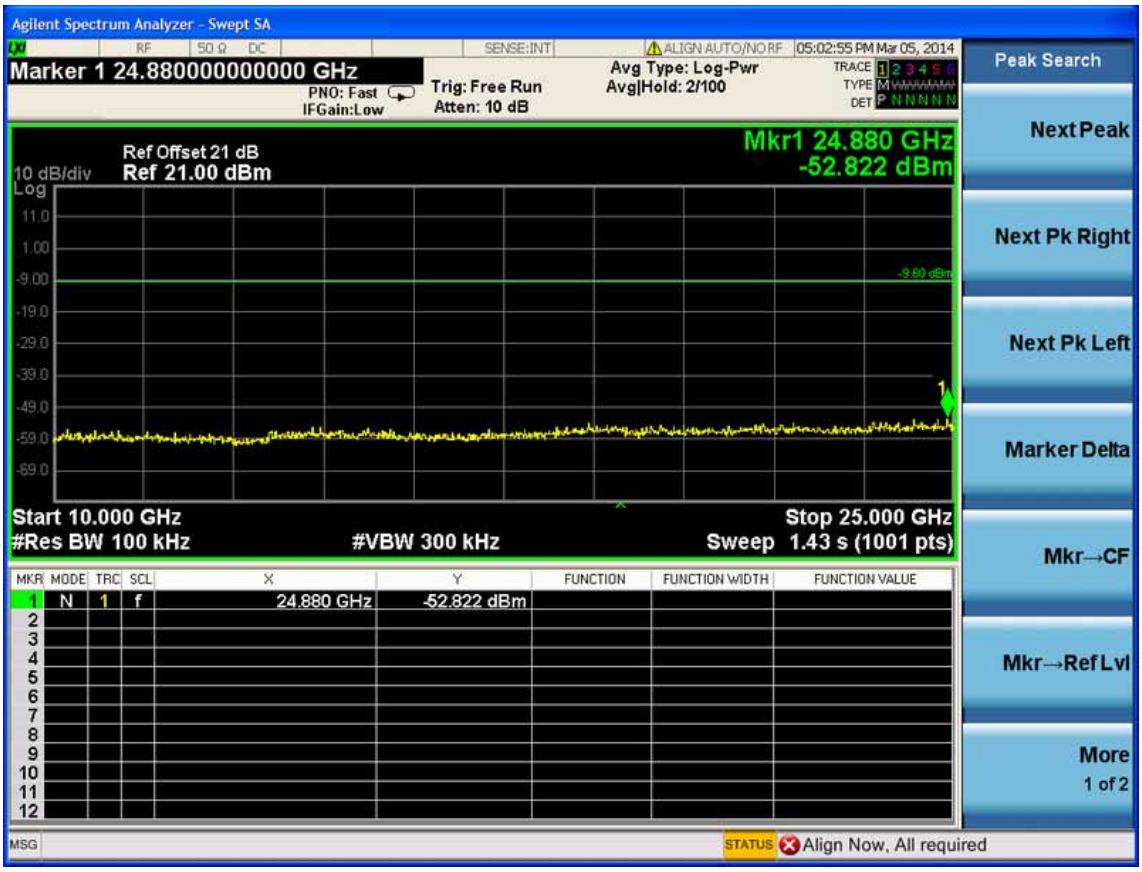

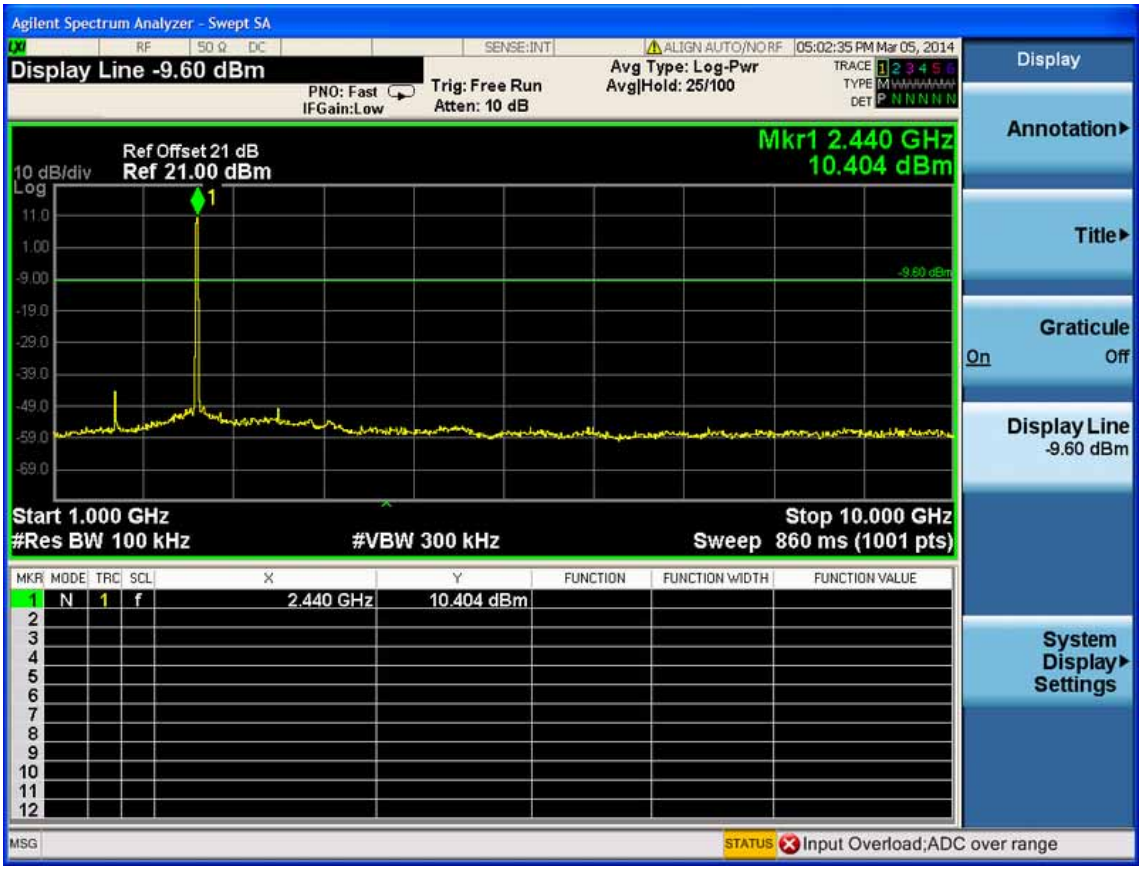

Test CH11: 2462MHz

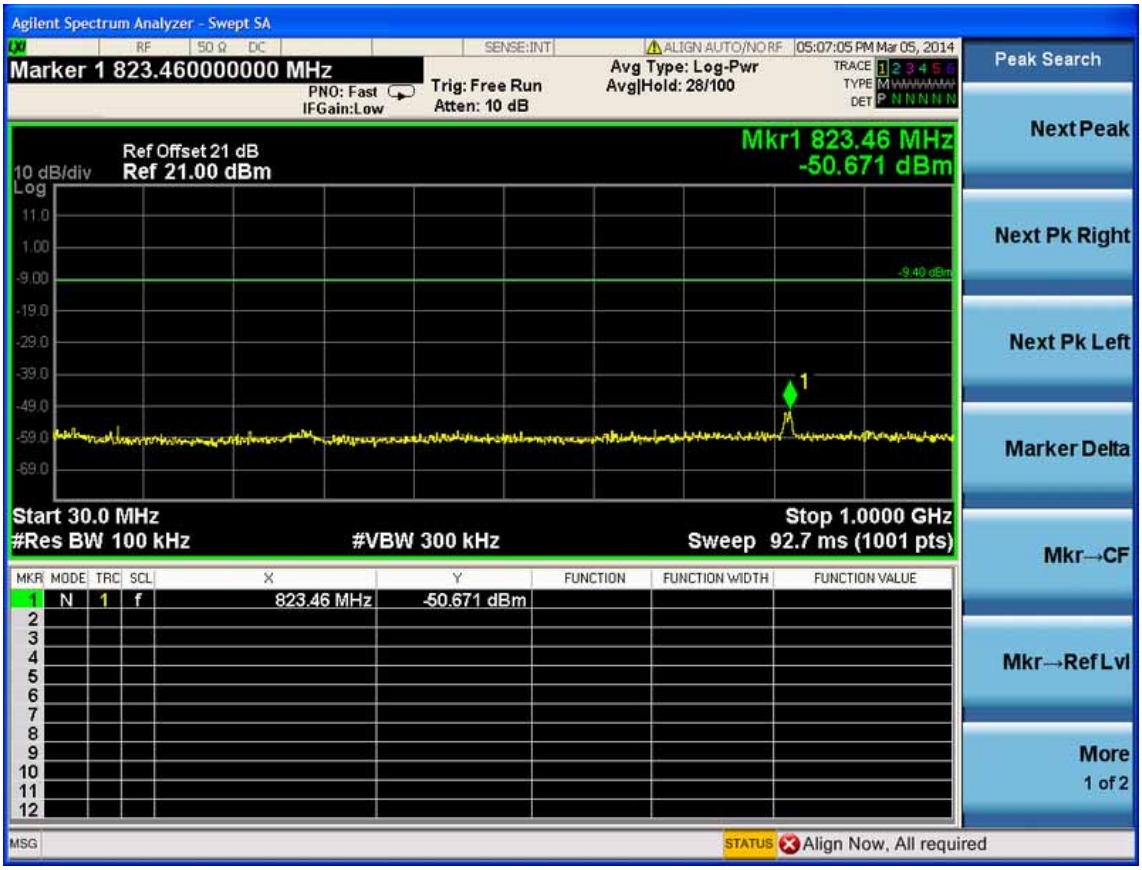
Agilent Spectrum Analyzer - Swept SA
Marker 1 823.460000000 MHz
PNO: Fast
IFGain:Low
Trig: Free Run
Atten: 10 dB
Avg Type: Log-Pwr
Avg|Hold: 28/100
05:07:05 PM Mar 05, 2014
Ref Offset 21 dB
10 dB/div
Ref 21.00 dBm
Mkr1 823.46 MHz
-50.671 dBm
Start 30.0 MHz
#Res BW 100 kHz
#VBW 300 kHz
Stop 1.0000 GHz
Sweep 92.7 ms (1001 pts)
1 N 1 f 823.46 MHz -50.671 dBm
Peak Search
Next Peak
Next Pk Right
Next Pk Left
Marker Delta
Mkr→CF
Mkr→Ref Lvl
More
1 of 2
Align Now, All required

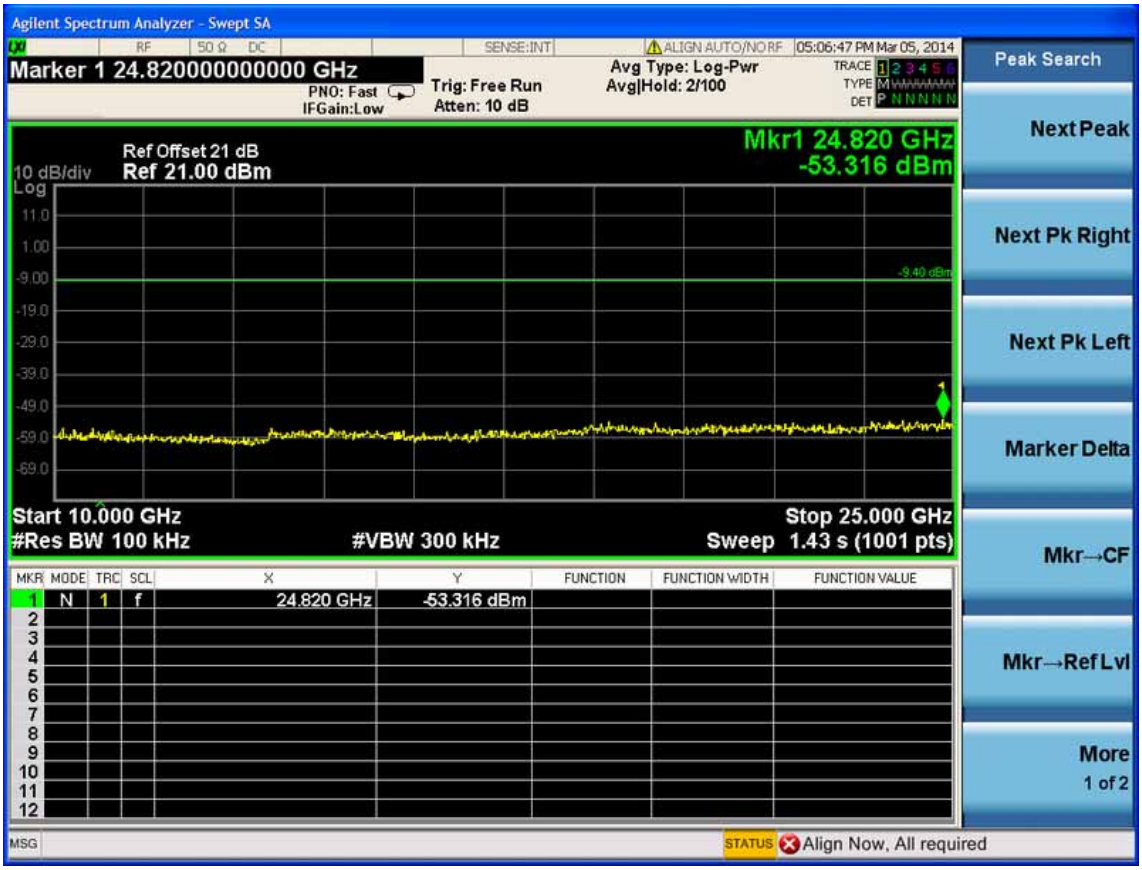
Agilent Spectrum Analyzer - Swept SA
Marker 1 24.820000000000 GHz
PNO: Fast
IFGain:Low
Trig: Free Run
Atten: 10 dB
Avg Type: Log-Pwr
Avg|Hold: 2/100
05:06:47 PM Mar 05, 2014
Ref Offset 21 dB
10 dB/div
Ref 21.00 dBm
Mkr1 24.820 GHz
-53.316 dBm
Start 10.000 GHz
#Res BW 100 kHz
#VBW 300 kHz
Stop 25.000 GHz
Sweep 1.43 s (1001 pts)
1 N 1 f 24.820 GHz -53.316 dBm
Peak Search
Next Peak
Next Pk Right
Next Pk Left
Marker Delta
Mkr→CF
Mkr→Ref Lvl
More
1 of 2
Align Now, All required

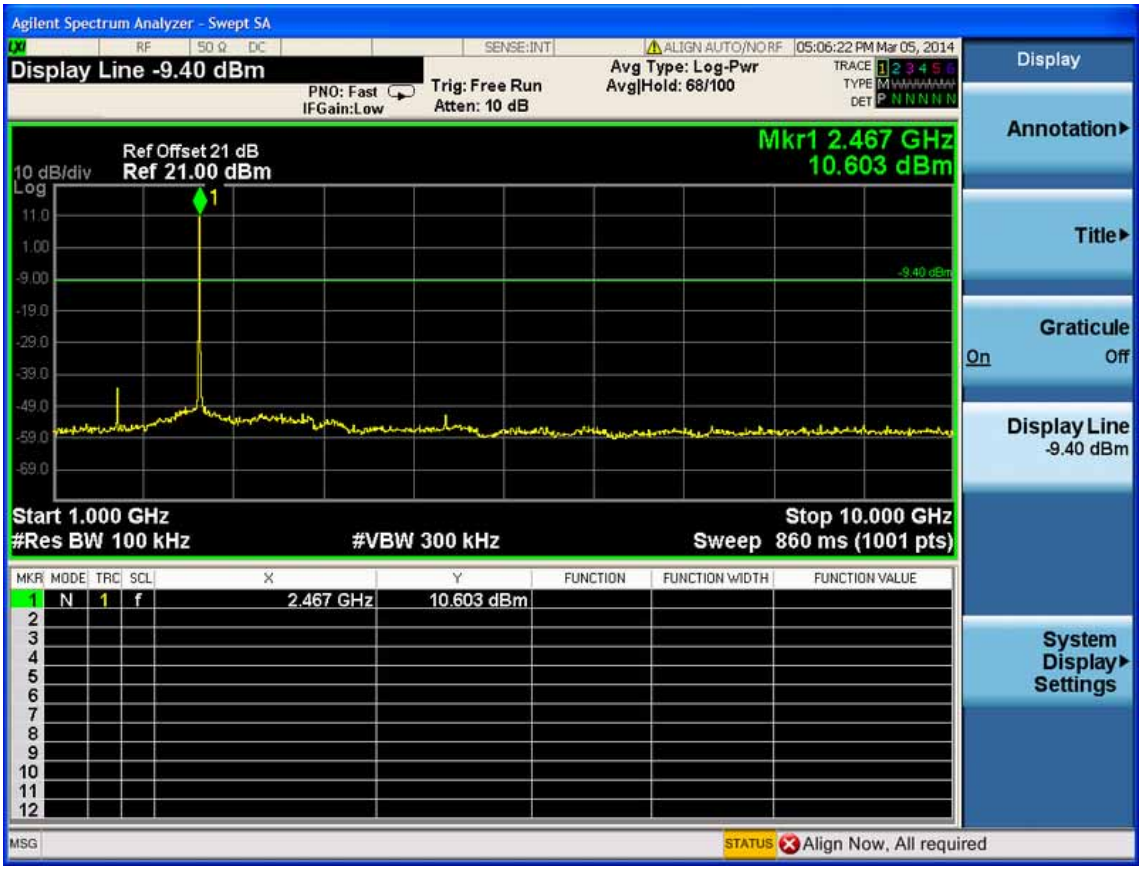

Test Mode: IEEE 802.11g TX
Test CH1: 2412MHz

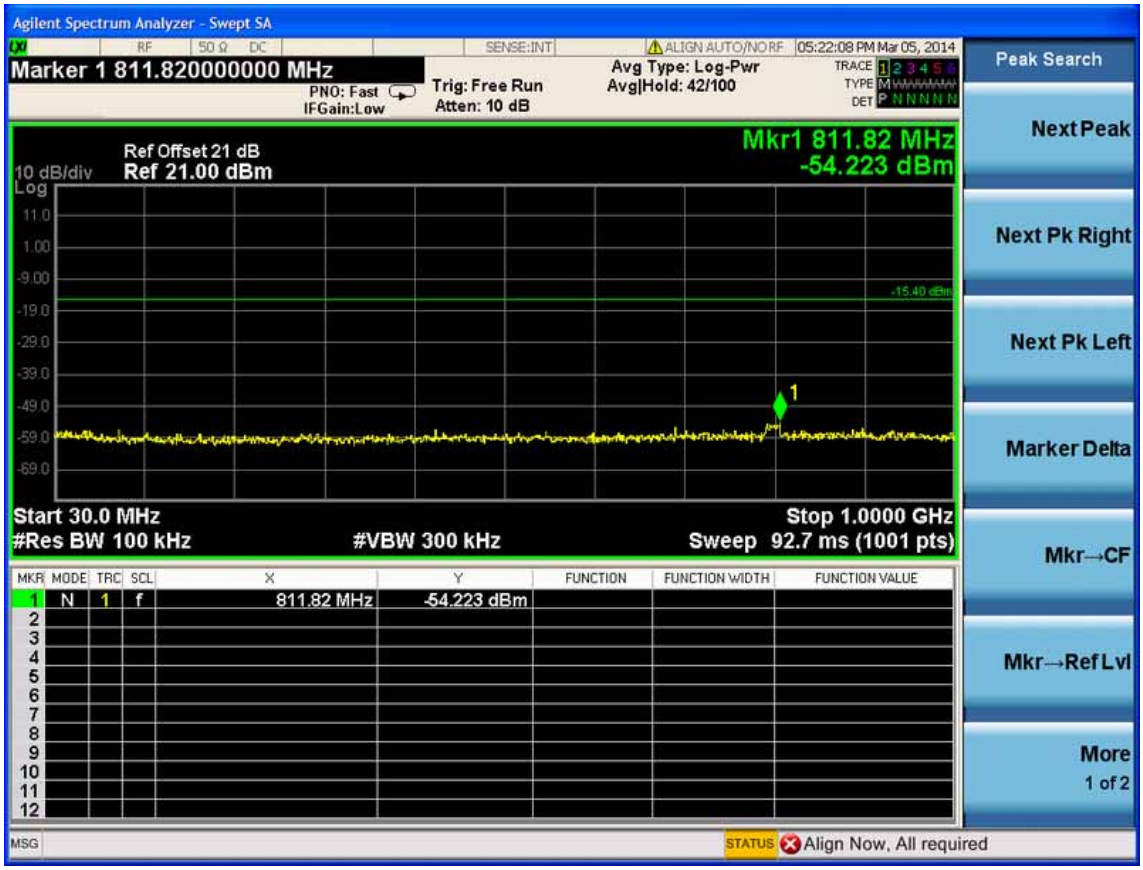
Agilent Spectrum Analyzer - Swept SA
Marker 1 811.820000000 MHz
PNO: Fast
IFGain:Low
Trig: Free Run
Atten: 10 dB
Avg Type: Log-Pwr
Avg|Hold: 42/100
05:22:08 PM Mar 05, 2014
Ref Offset 21 dB
10 dB/div
Ref 21.00 dBm
Mkr1 811.82 MHz
-54.223 dBm
Start 30.0 MHz
#Res BW 100 kHz
#VBW 300 kHz
Stop 1.0000 GHz
Sweep 92.7 ms (1001 pts)
1 N 1 f 811.82 MHz -54.223 dBm
Peak Search
Next Peak
Next Pk Right
Next Pk Left
Marker Delta
Mkr→CF
Mkr→Ref Lvl
More
1 of 2
Align Now, All required

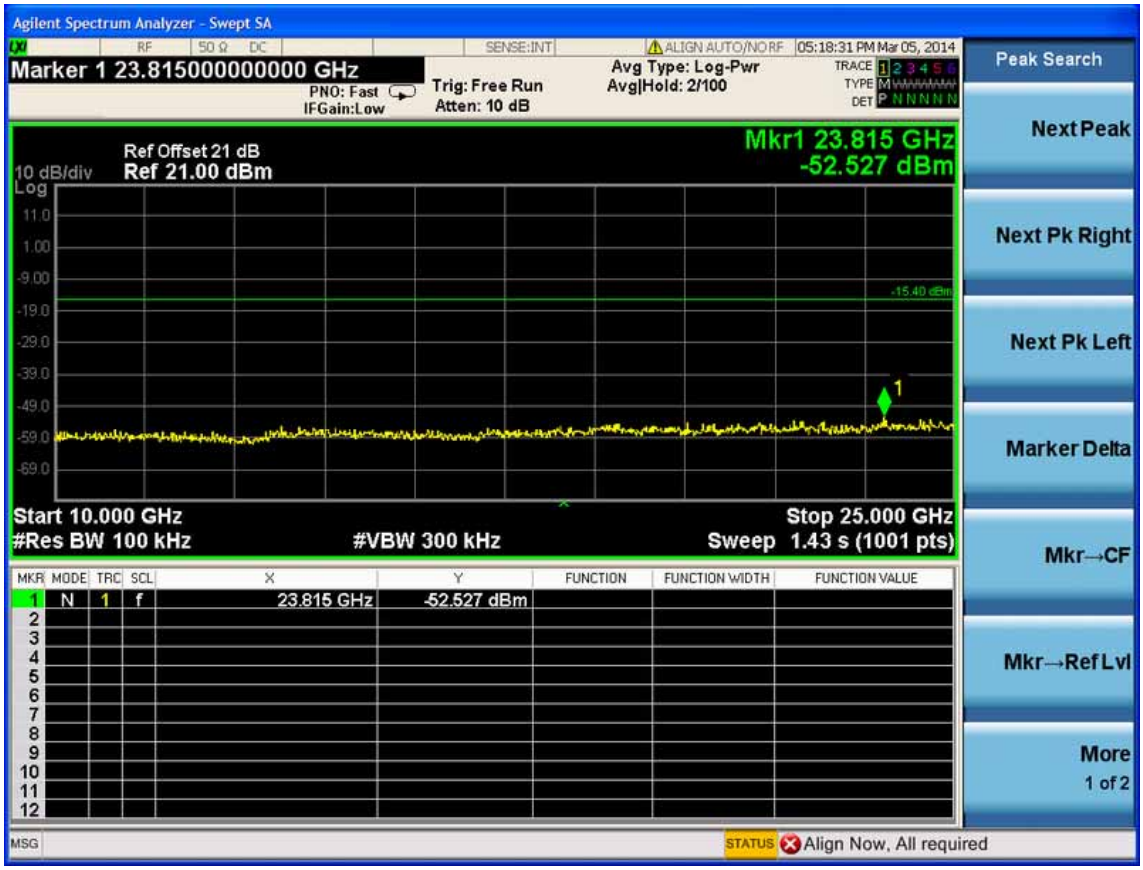
Agilent Spectrum Analyzer - Swept SA
Marker 1 23.815000000000 GHz
PNO: Fast
IFGain:Low
Trig: Free Run
Atten: 10 dB
Avg Type: Log-Pwr
Avg|Hold: 2/100
05:18:31 PM Mar 05, 2014
Ref Offset 21 dB
10 dB/div
Ref 21.00 dBm
Mkr1 23.815 GHz
-52.527 dBm
Start 10.000 GHz
#Res BW 100 kHz
#VBW 300 kHz
Stop 25.000 GHz
Sweep 1.43 s (1001 pts)
1 N 1 f 23.815 GHz -52.527 dBm
Peak Search
Next Peak
Next Pk Right
Next Pk Left
Marker Delta
Mkr→CF
Mkr→Ref Lvl
More
1 of 2
Align Now, All required

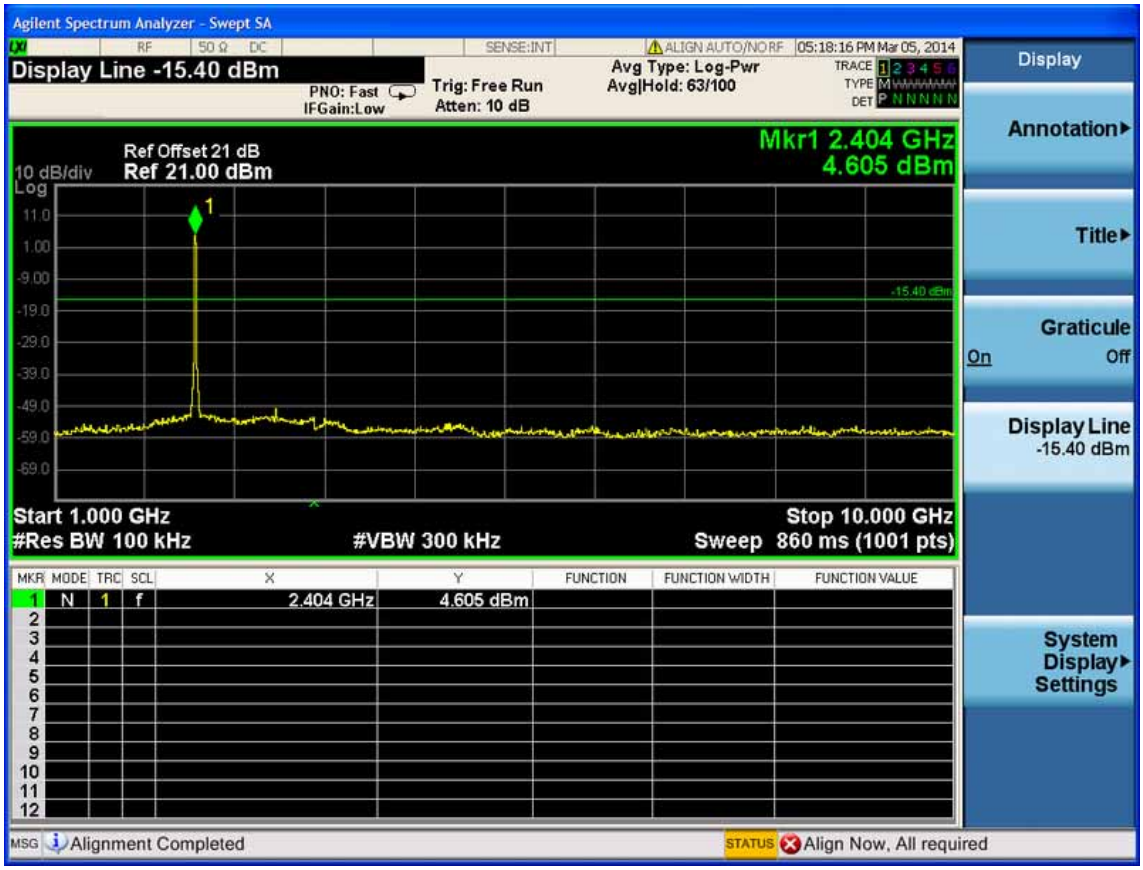

Test CH6: 2437MHz

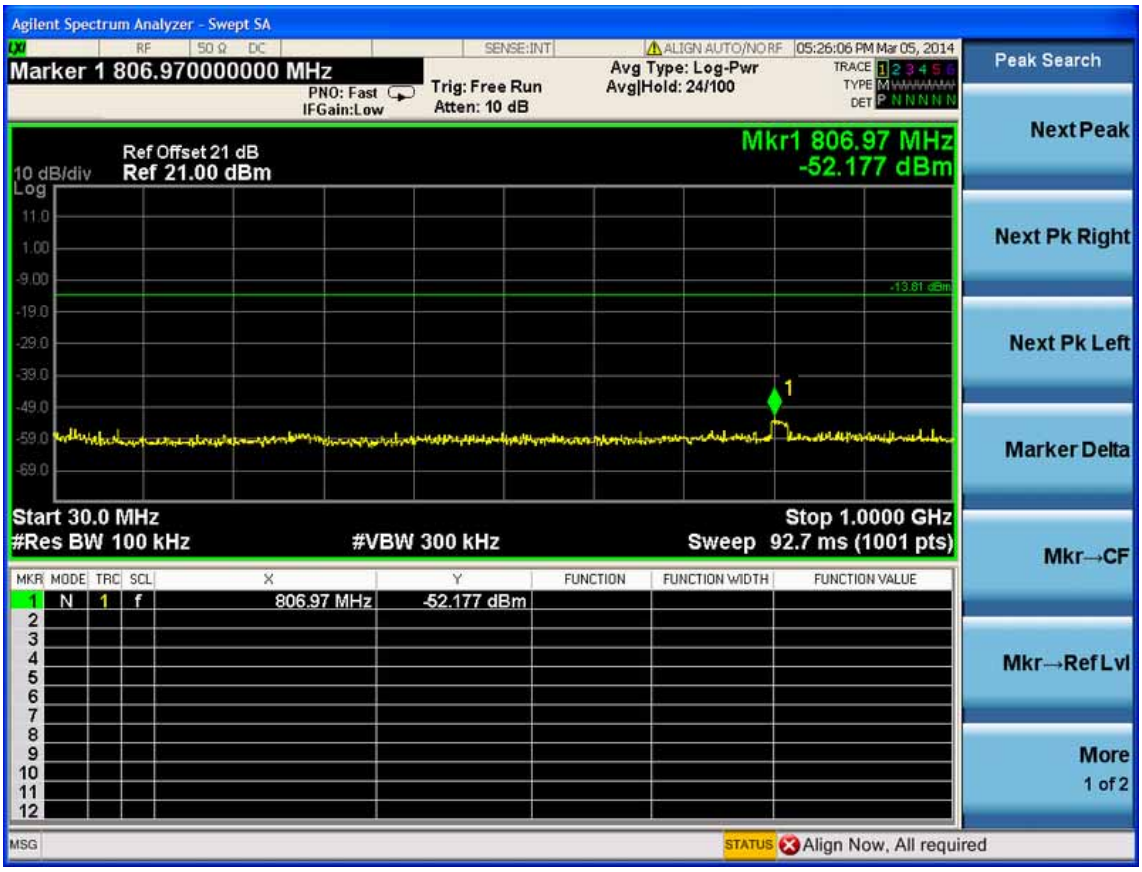

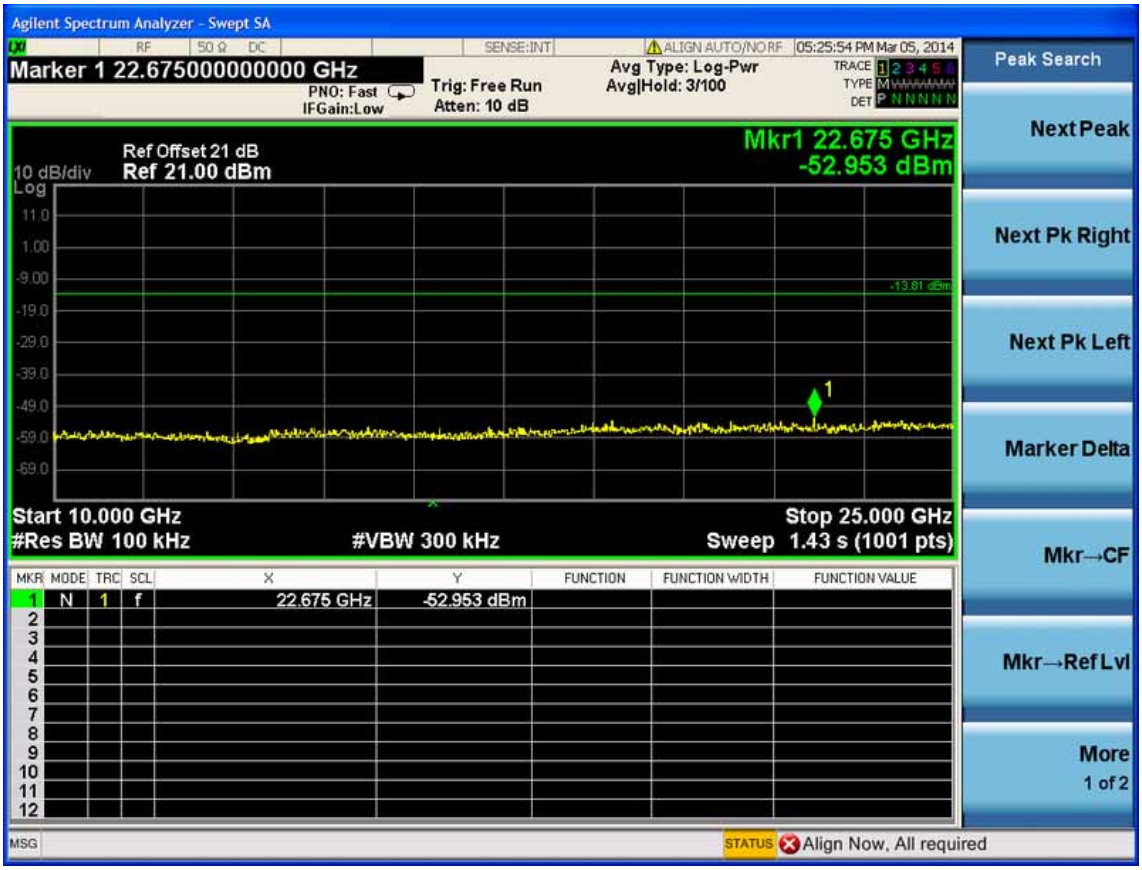
Agilent Spectrum Analyzer - Swept SA
Marker 1 22.675000000000 GHz
PNO: Fast
IFGain:Low
Trig: Free Run
Atten: 10 dB
Avg Type: Log-Pwr
Avg|Hold: 3/100
05:25:54 PM Mar 05, 2014
Ref Offset 21 dB
10 dB/div
Ref 21.00 dBm
Mkr1 22.675 GHz
-52.953 dBm
Start 10.000 GHz
#Res BW 100 kHz
#VBW 300 kHz
Stop 25.000 GHz
Sweep 1.43 s (1001 pts)
1 N 1 f 22.675 GHz -52.953 dBm
Peak Search
Next Peak
Next Pk Right
Next Pk Left
Marker Delta
Mkr→CF
Mkr→Ref Lvl
More
1 of 2
Align Now, All required

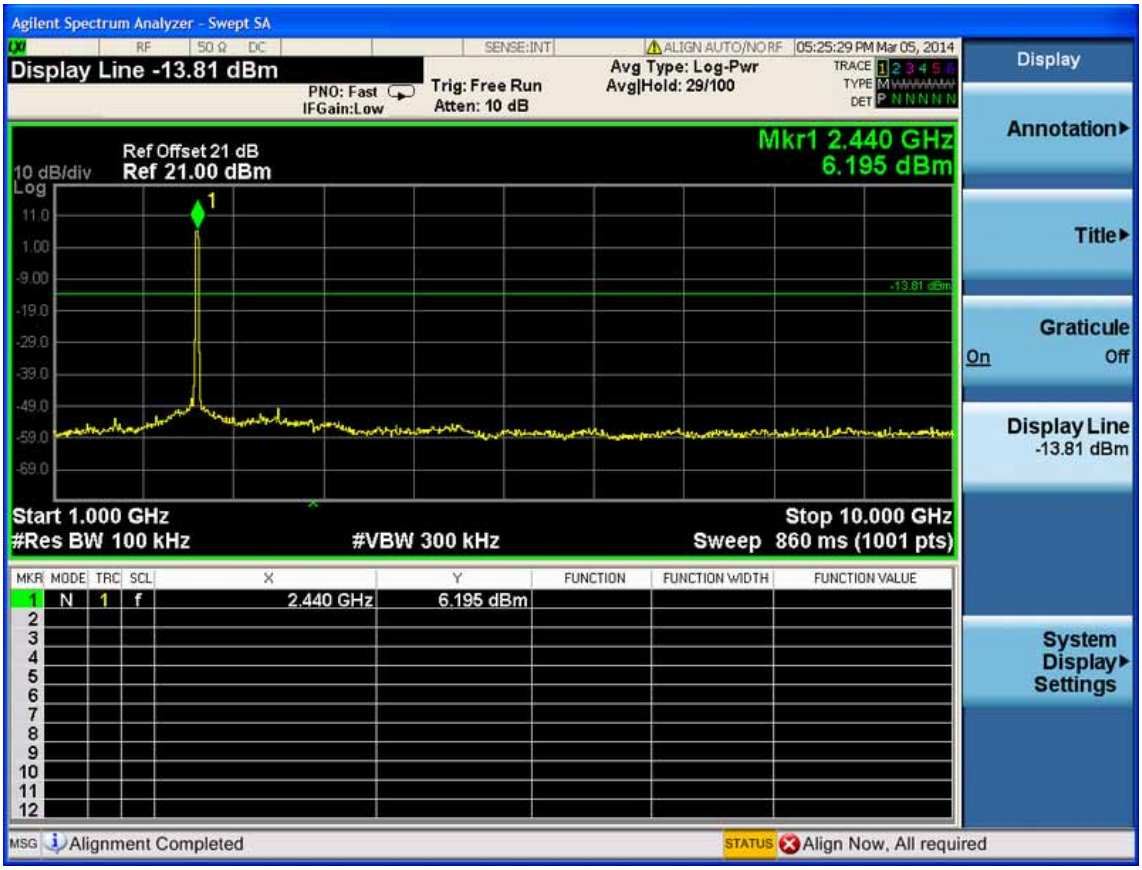
Agilent Spectrum Analyzer - Swept SA
Display Line -13.81 dBm
PNO: Fast
IFGain:Low
Trig: Free Run
Atten: 10 dB
Avg Type: Log-Pwr
Avg|Hold: 29/100
05:25:29 PM Mar 05, 2014
Ref Offset 21 dB
10 dB/div
Ref 21.00 dBm
Mkr1 2.440 GHz
6.195 dBm
Start 1.000 GHz
#Res BW 100 kHz
#VBW 300 kHz
Stop 10.000 GHz
Sweep 860 ms (1001 pts)
1 N 1 f 2.440 GHz 6.195 dBm
Display
Annotation
Title
Graticule
On Off
Display Line
-13.81 dBm
System Display Settings
Alignment Completed
Align Now, All required

Test CH11: 2462MHz

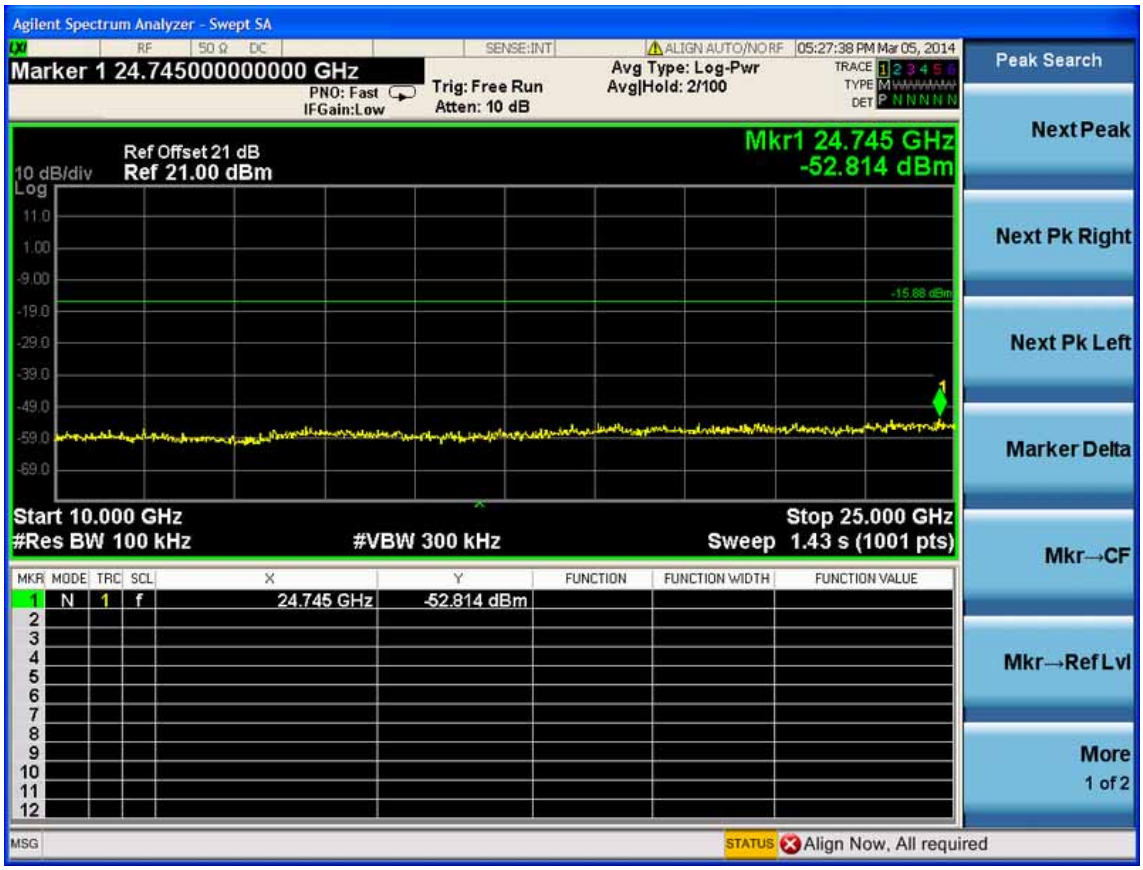

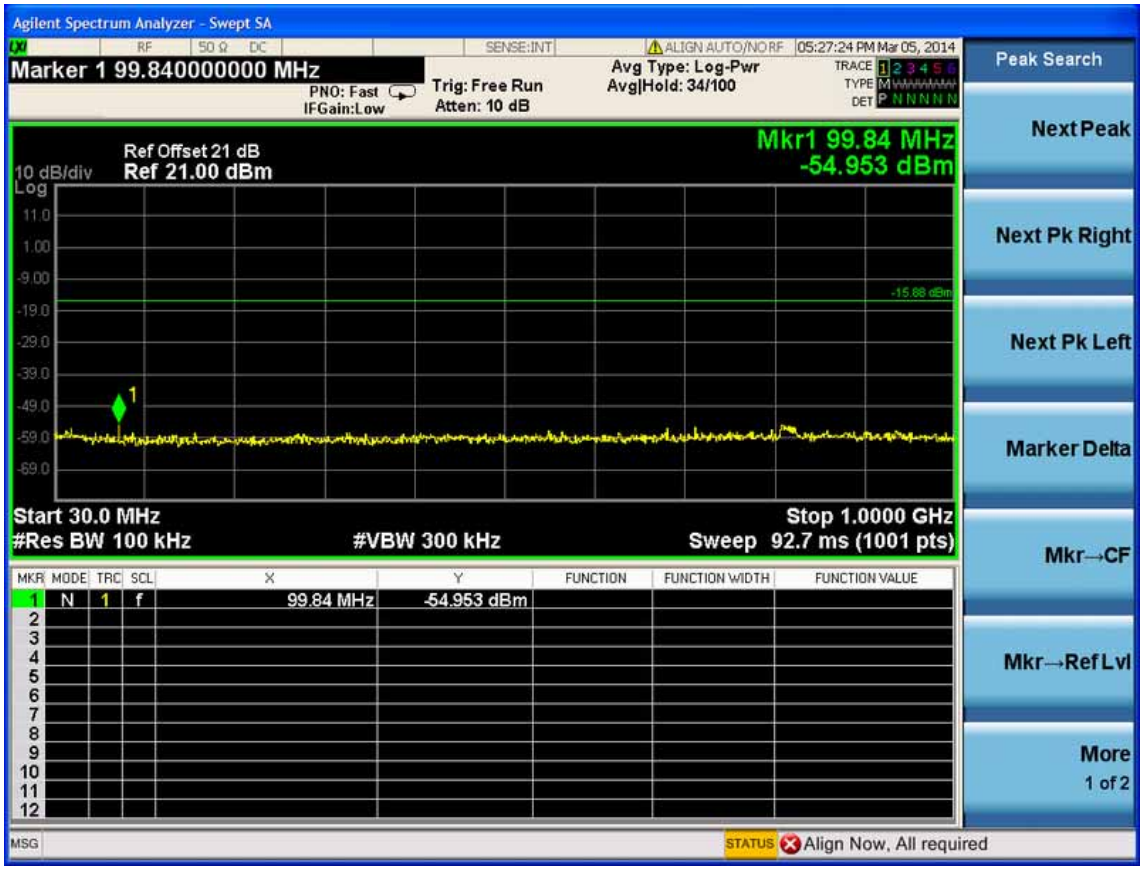
Agilent Spectrum Analyzer - Swept SA
Marker 1 99.840000000 MHz
PNO: Fast
IFGain:Low
Trig: Free Run
Atten: 10 dB
Avg Type: Log-Pwr
Avg|Hold: 34/100
05:27:24 PM Mar 05, 2014
Ref Offset 21 dB
10 dB/div
Ref 21.00 dBm
Mkr1 99.84 MHz
-54.953 dBm
Start 30.0 MHz
#Res BW 100 kHz
#VBW 300 kHz
Stop 1.0000 GHz
Sweep 92.7 ms (1001 pts)
1 N 1 f 99.84 MHz -54.953 dBm
Peak Search
Next Peak
Next Pk Right
Next Pk Left
Marker Delta
Mkr→CF
Mkr→Ref Lvl
More
1 of 2
Align Now, All required

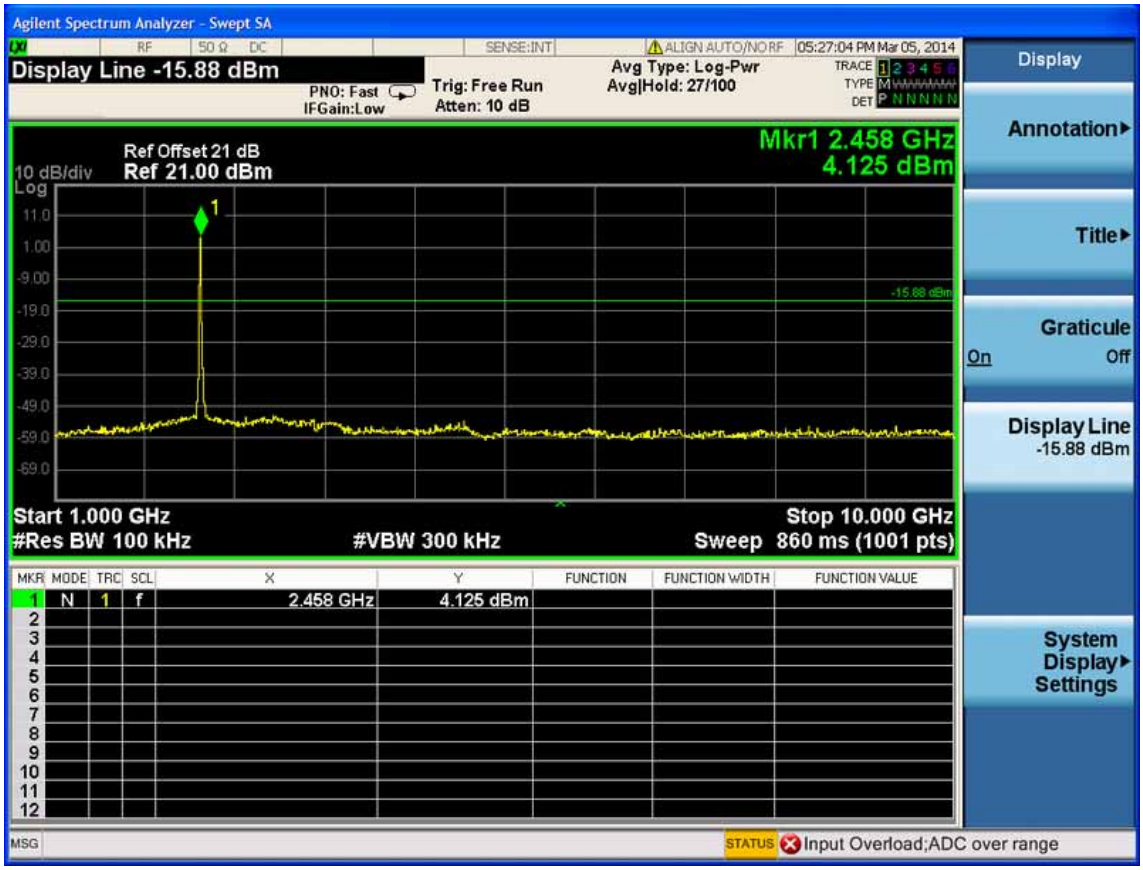
Agilent Spectrum Analyzer - Swept SA
Display Line -15.88 dBm
PNO: Fast
IFGain:Low
Trig: Free Run
Atten: 10 dB
Avg Type: Log-Pwr
Avg|Hold: 27/100
05:27:04 PM Mar 05, 2014
Ref Offset 21 dB
10 dB/div
Ref 21.00 dBm
Mkr1 2.458 GHz
4.125 dBm
Start 1.000 GHz
#Res BW 100 kHz
#VBW 300 kHz
Stop 10.000 GHz
Sweep 860 ms (1001 pts)
1 N 1 f 2.458 GHz 4.125 dBm
Display
Annotation
Title
Graticule
On Off
Display Line
-15.88 dBm
System Display Settings
Input Overload;ADC over range

Test Mode: IEEE 802.11n HT20 TX
Test CH1: 2412MHz

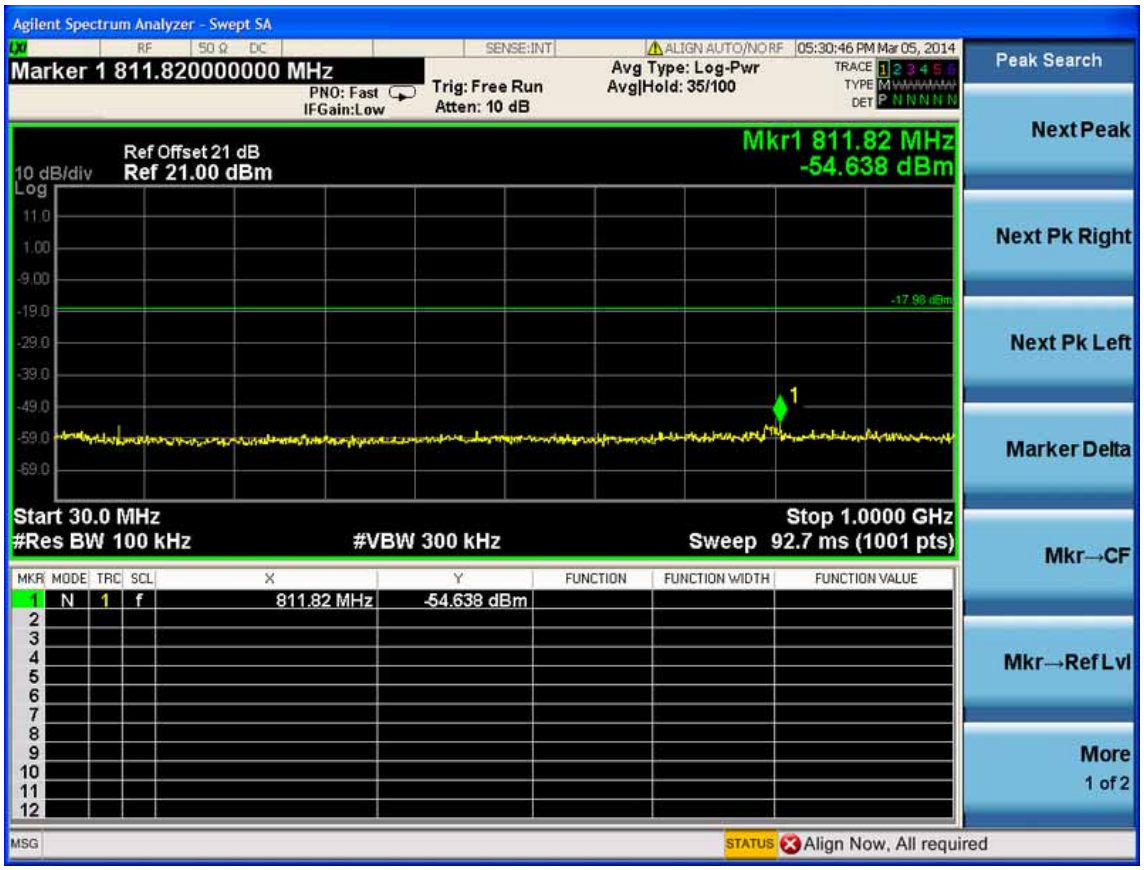

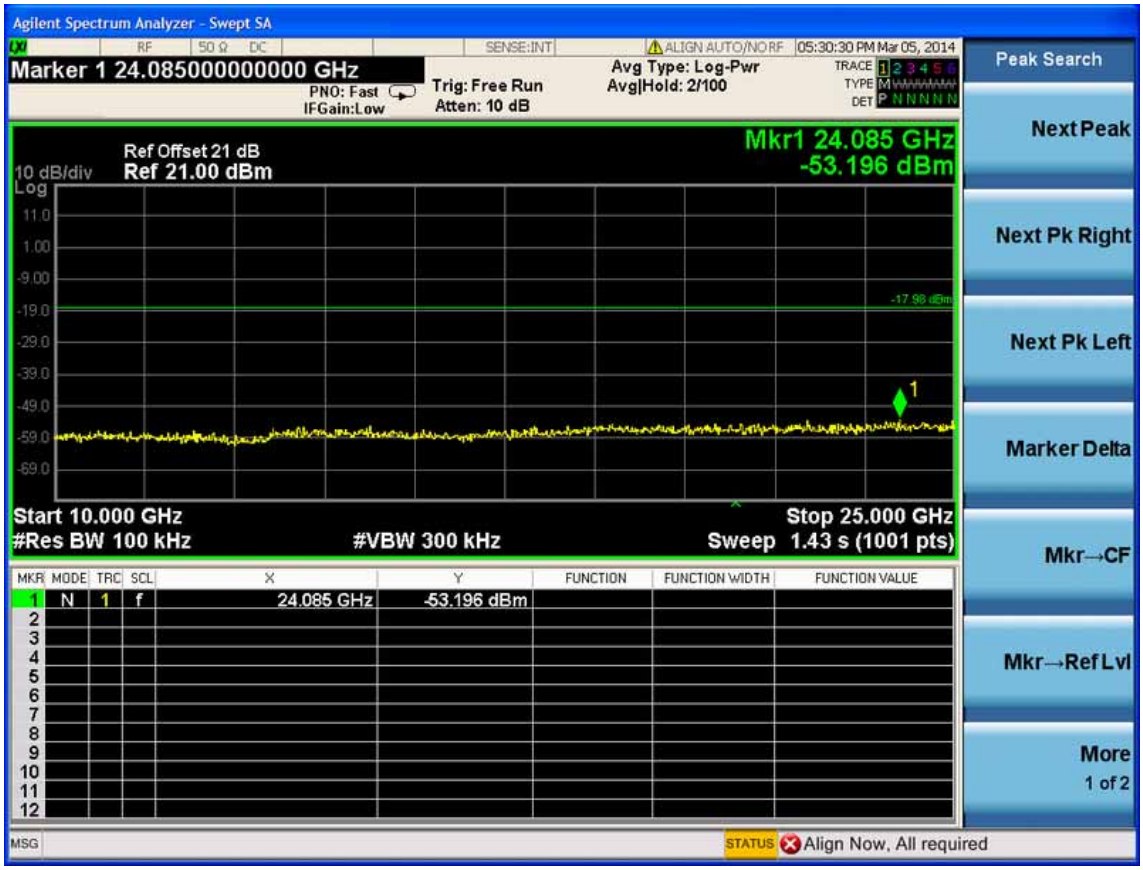
Agilent Spectrum Analyzer - Swept SA
Marker 1 24.085000000000 GHz
PNO: Fast
IFGain:Low
Trig: Free Run
Atten: 10 dB
Avg Type: Log-Pwr
Avg|Hold: 2/100
05:30:30 PM Mar 05, 2014
Ref Offset 21 dB
10 dB/div
Ref 21.00 dBm
Mkr1 24.085 GHz
-53.196 dBm
Start 10.000 GHz
#Res BW 100 kHz
#VBW 300 kHz
Stop 25.000 GHz
Sweep 1.43 s (1001 pts)
1 N 1 f 24.085 GHz -53.196 dBm
Peak Search
Next Peak
Next Pk Right
Next Pk Left
Marker Delta
Mkr→CF
Mkr→Ref Lvl
More
1 of 2
Align Now, All required

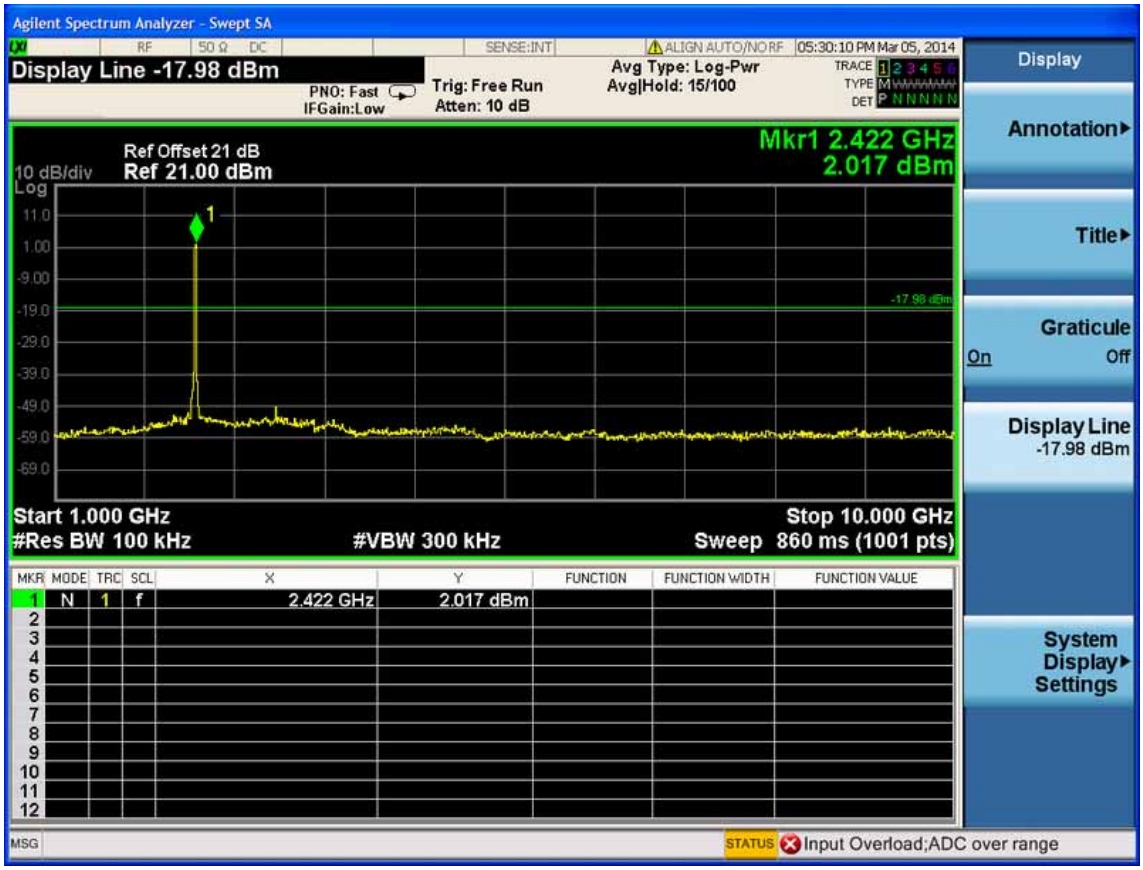
Agilent Spectrum Analyzer - Swept SA
Display Line -17.98 dBm
PNO: Fast
IFGain:Low
Trig: Free Run
Atten: 10 dB
Avg Type: Log-Pwr
Avg|Hold: 15/100
05:30:10 PM Mar 05, 2014
Ref Offset 21 dB
10 dB/div
Ref 21.00 dBm
Mkr1 2.422 GHz
2.017 dBm
Start 1.000 GHz
#Res BW 100 kHz
#VBW 300 kHz
Stop 10.000 GHz
Sweep 860 ms (1001 pts)
1 N 1 f 2.422 GHz 2.017 dBm
Display
Annotation
Title
Graticule
On
Off
Display Line
-17.98 dBm
System Display Settings
Input Overload;ADC over range

Test CH6: 2437MHz

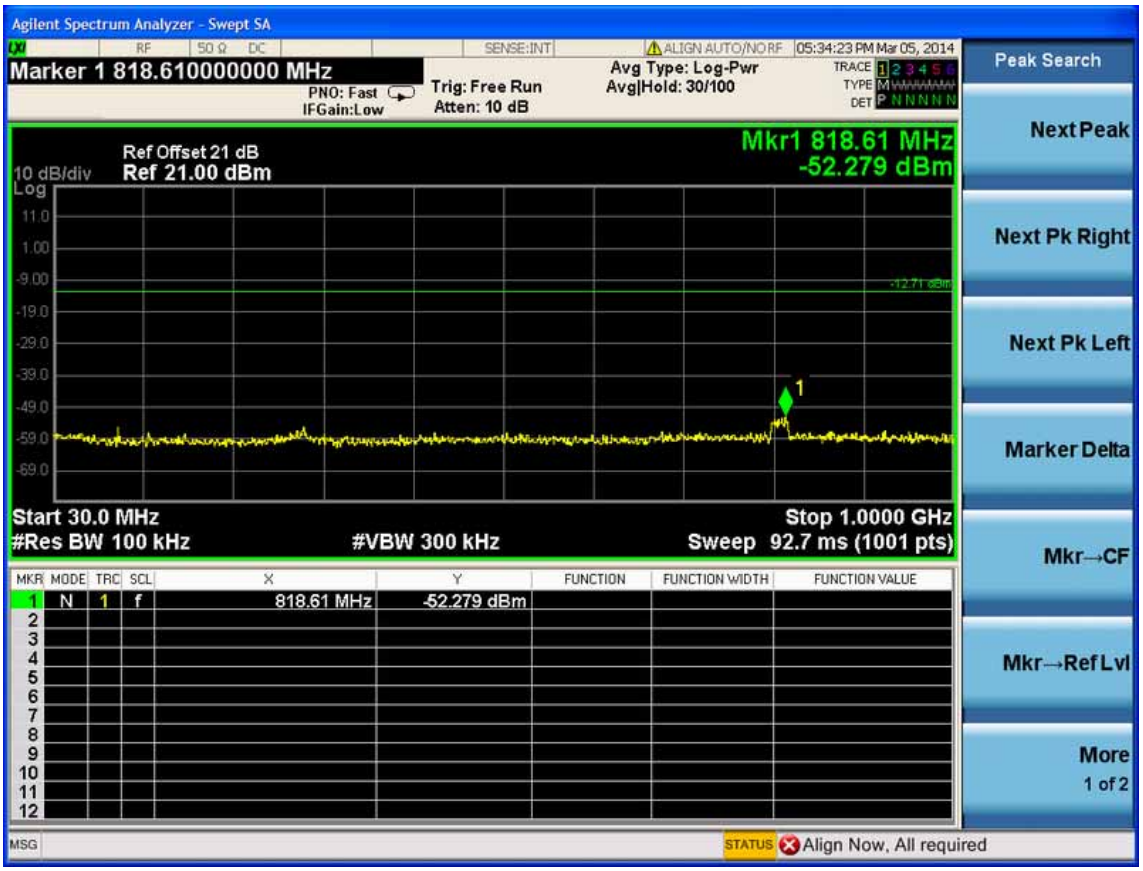

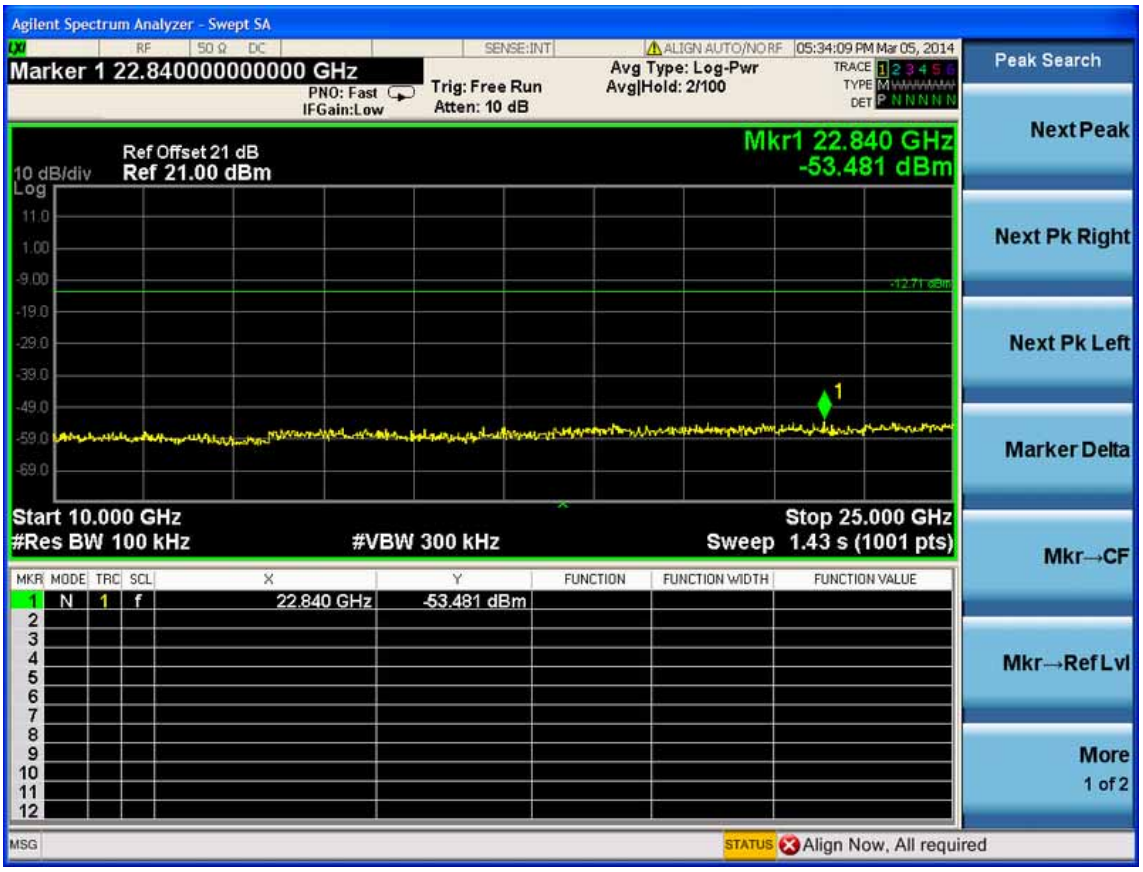

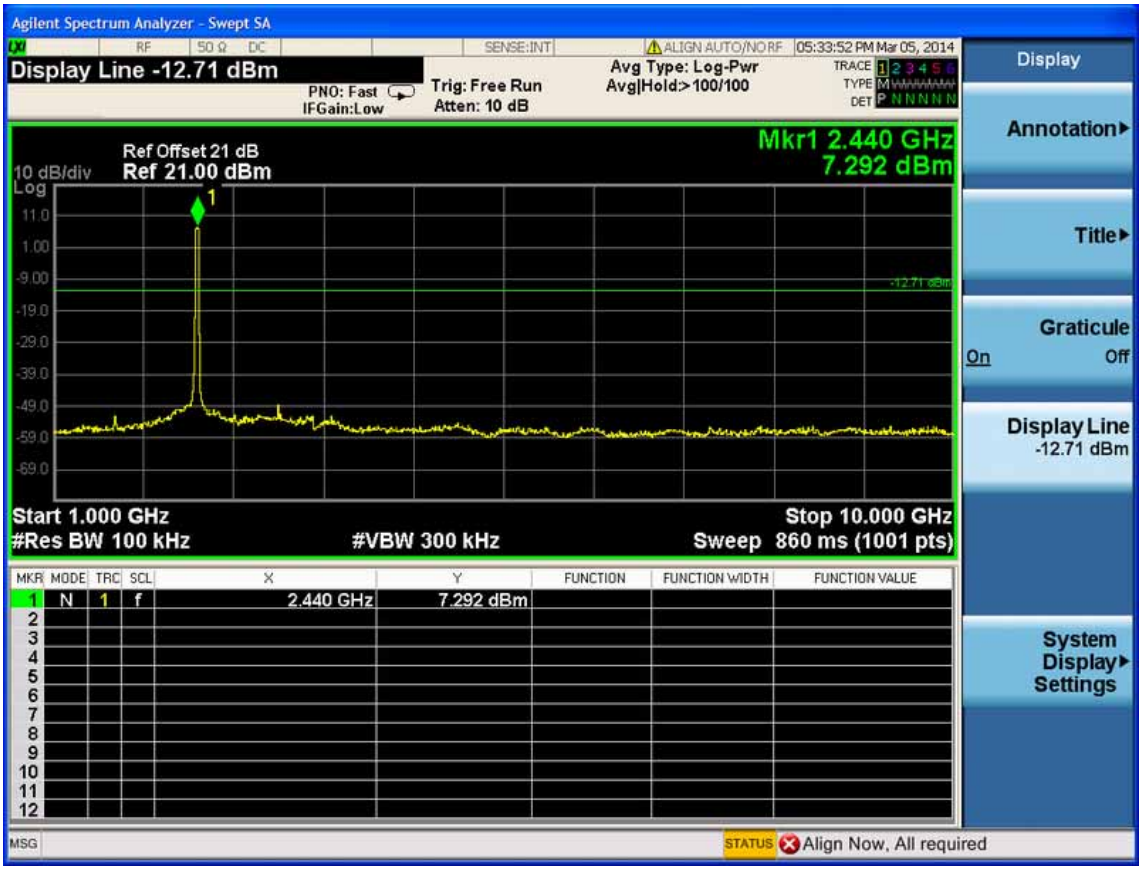

Test CH11: 2462MHz

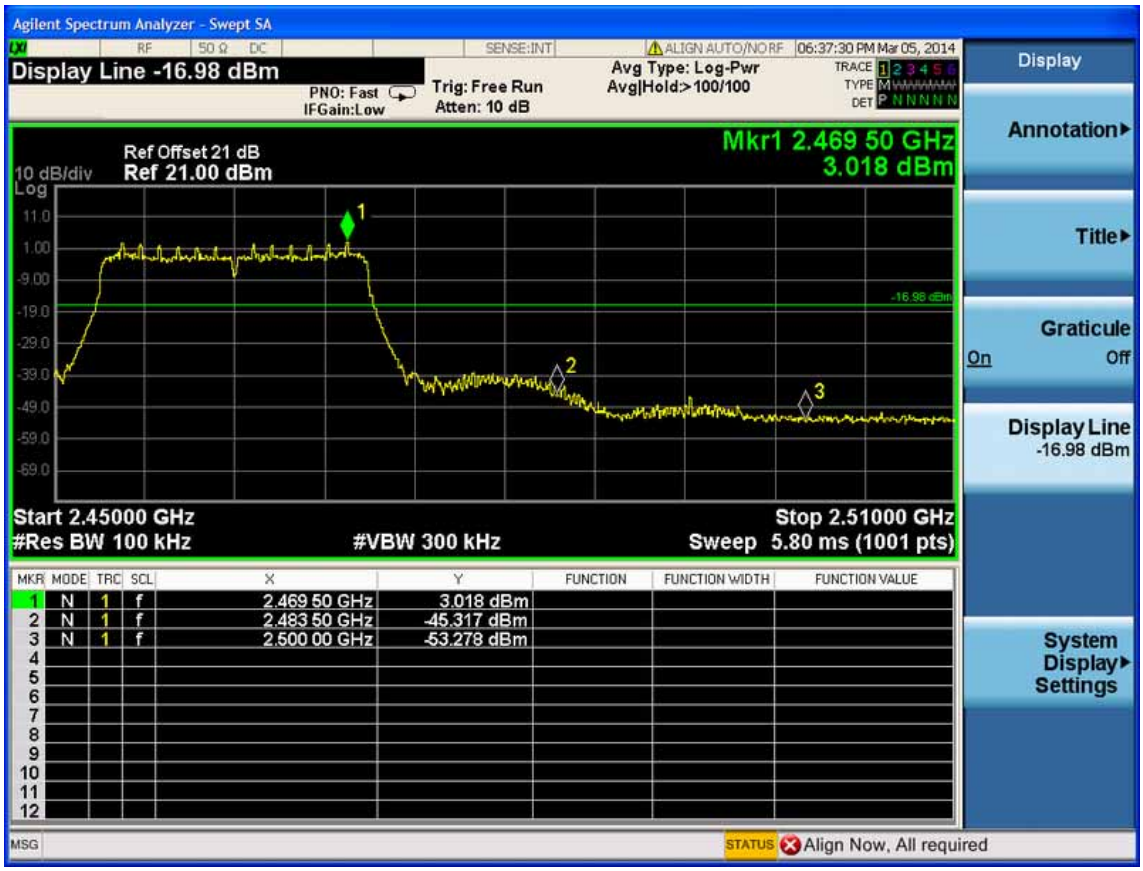

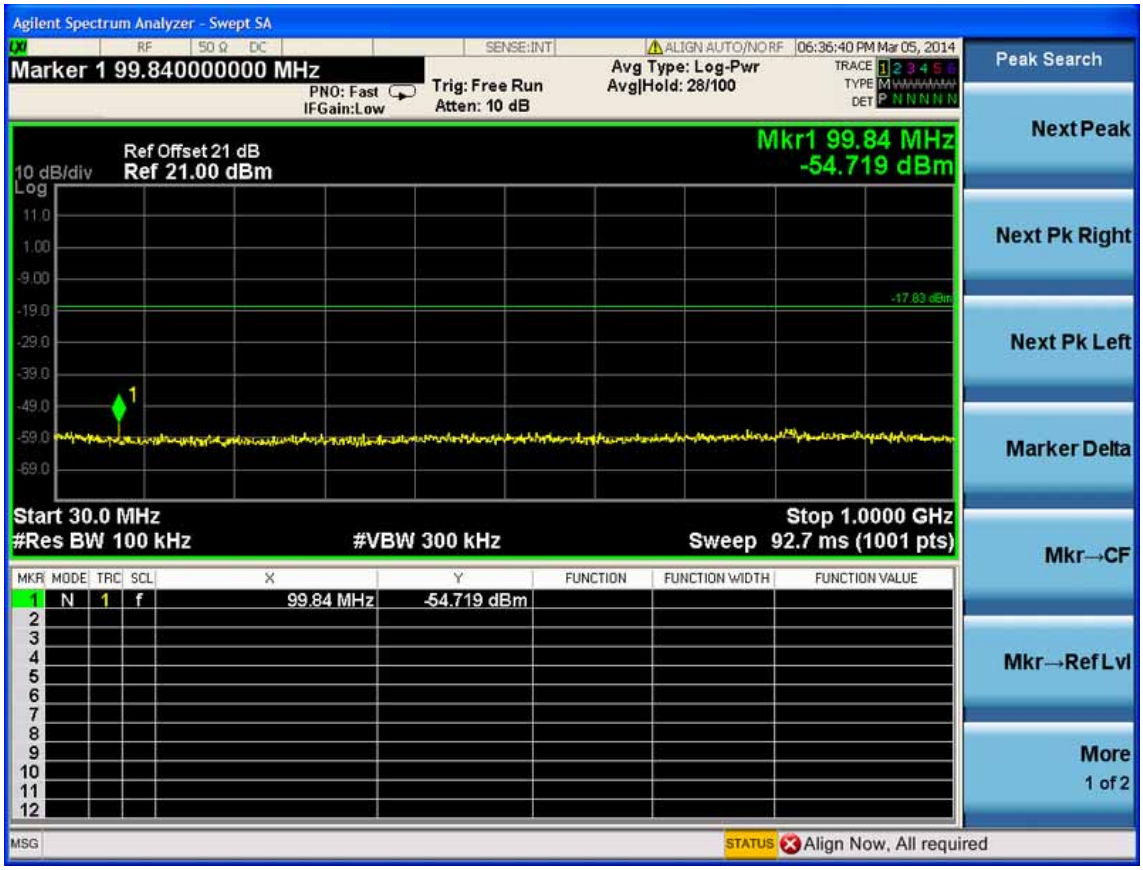
Agilent Spectrum Analyzer - Swept SA
Marker 1 99.840000000 MHz
PNO: Fast
IFGain:Low
Trig: Free Run
Atten: 10 dB
Avg Type: Log-Pwr
Avg|Hold: 28/100
06:36:40 PM Mar 05, 2014
Ref Offset 21 dB
10 dB/div
Ref 21.00 dBm
Log
Mkr1 99.84 MHz
-54.719 dBm
Start 30.0 MHz
#Res BW 100 kHz
#VBW 300 kHz
Stop 1.0000 GHz
Sweep 92.7 ms (1001 pts)
1 N 1 f 99.84 MHz -54.719 dBm
Peak Search
Next Peak
Next Pk Right
Next Pk Left
Marker Delta
Mkr→CF
Mkr→Ref Lvl
More
1 of 2
Align Now, All required

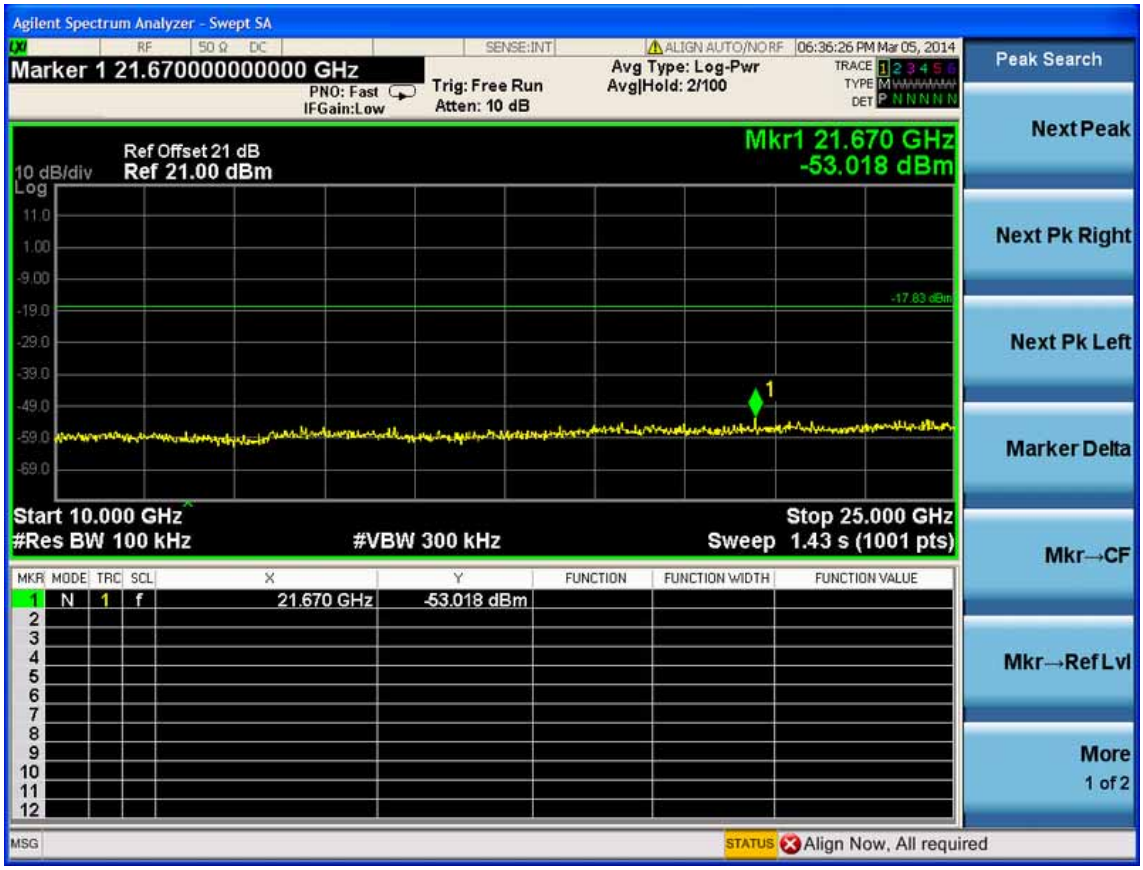
Agilent Spectrum Analyzer - Swept SA
Marker 1 21.670000000000 GHz
PNO: Fast
IFGain:Low
Trig: Free Run
Atten: 10 dB
Avg Type: Log-Pwr
Avg|Hold: 2/100
06:36:26 PM Mar 05, 2014
Ref Offset 21 dB
10 dB/div
Ref 21.00 dBm
Log
Mkr1 21.670 GHz
-53.018 dBm
Start 10.000 GHz
#Res BW 100 kHz
#VBW 300 kHz
Stop 25.000 GHz
Sweep 1.43 s (1001 pts)
1 N 1 f 21.670 GHz -53.018 dBm
Peak Search
Next Peak
Next Pk Right
Next Pk Left
Marker Delta
Mkr→CF
Mkr→Ref Lvl
More
1 of 2
Align Now, All required

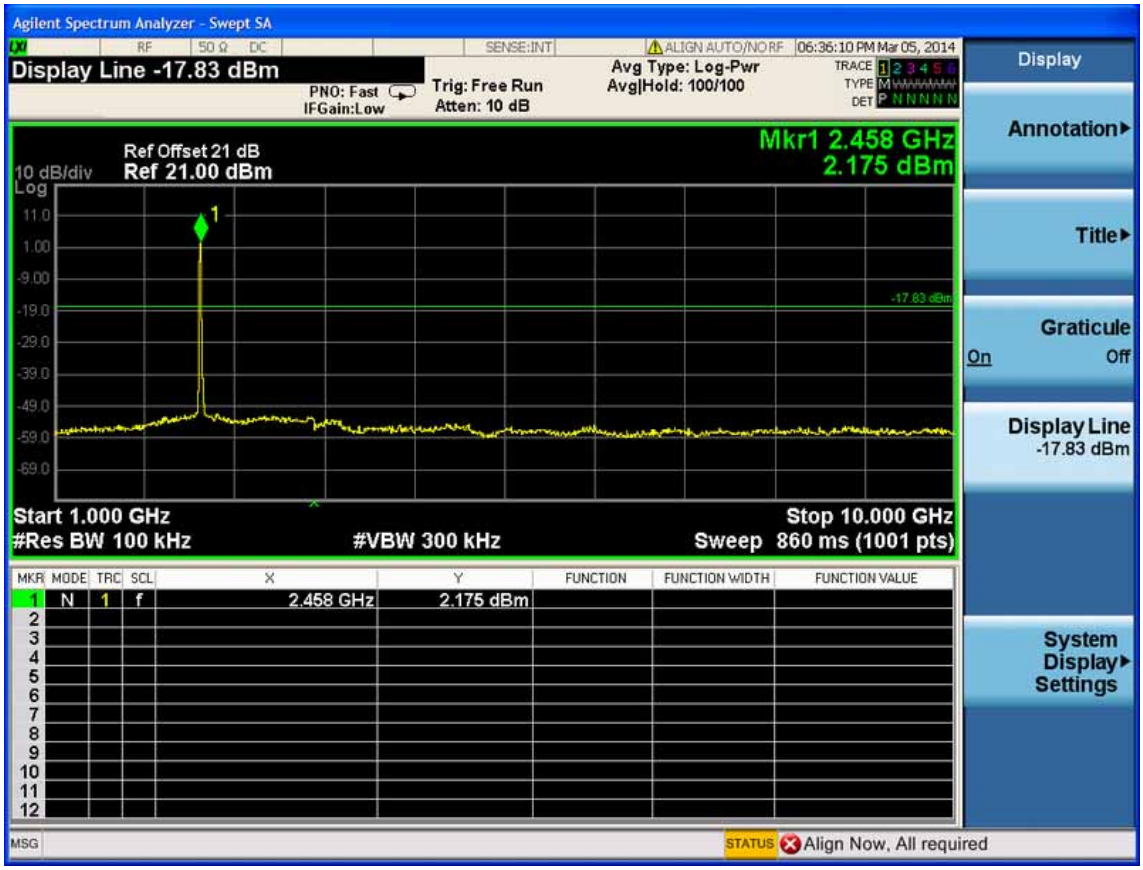

Test Mode: IEEE 802.11n HT40 TX
Test CH1: 2422MHz

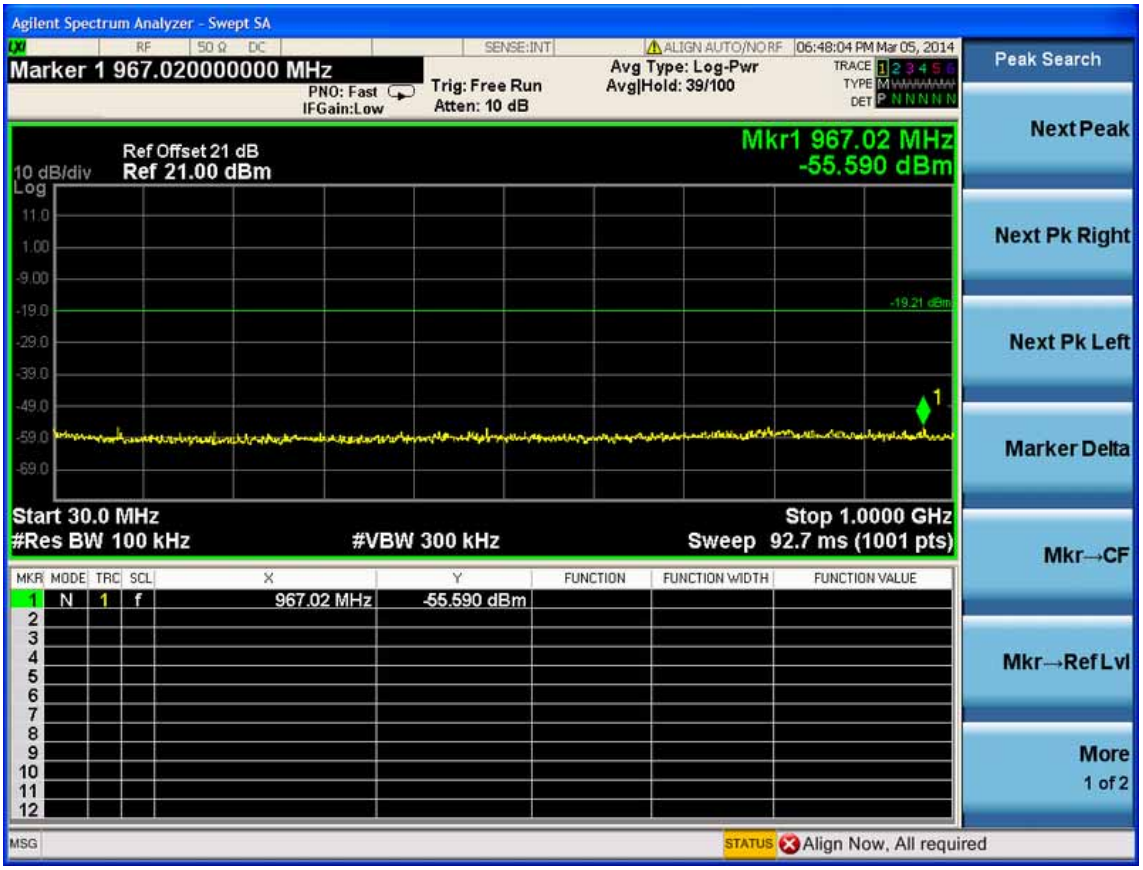
Agilent Spectrum Analyzer - Swept SA
Marker 1 967.020000000 MHz
PNO: Fast
IFGain:Low
Trig: Free Run
Atten: 10 dB
Avg Type: Log-Pwr
Avg|Hold: 39/100
06:48:04 PM Mar 05, 2014
Ref Offset 21 dB
10 dB/div
Ref 21.00 dBm
Log
Mkr1 967.02 MHz
-55.590 dBm
-19.21 dBm
Start 30.0 MHz
#Res BW 100 kHz
#VBW 300 kHz
Stop 1.0000 GHz
Sweep 92.7 ms (1001 pts)
1 N 1 f 967.02 MHz -55.590 dBm
Peak Search
Next Peak
Next Pk Right
Next Pk Left
Marker Delta
Mkr→CF
Mkr→Ref Lvl
More
1 of 2
Align Now, All required

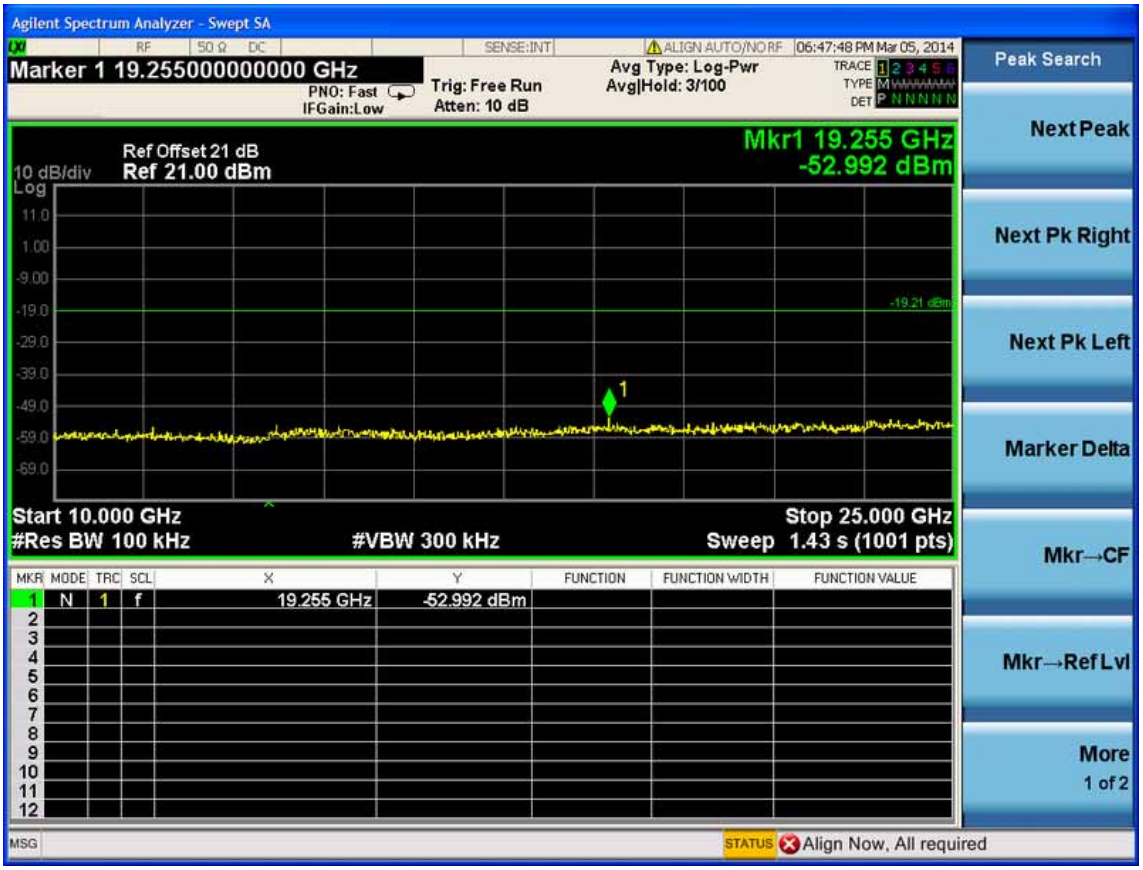
Agilent Spectrum Analyzer - Swept SA
Marker 1 19.255000000000 GHz
PNO: Fast
IFGain:Low
Trig: Free Run
Atten: 10 dB
Avg Type: Log-Pwr
Avg|Hold: 3/100
06:47:48 PM Mar 05, 2014
Ref Offset 21 dB
10 dB/div
Ref 21.00 dBm
Log
Mkr1 19.255 GHz
-52.992 dBm
-19.21 dBm
Start 10.000 GHz
#Res BW 100 kHz
#VBW 300 kHz
Stop 25.000 GHz
Sweep 1.43 s (1001 pts)
1 N 1 f 19.255 GHz -52.992 dBm
Peak Search
Next Peak
Next Pk Right
Next Pk Left
Marker Delta
Mkr→CF
Mkr→Ref Lvl
More
1 of 2
Align Now, All required

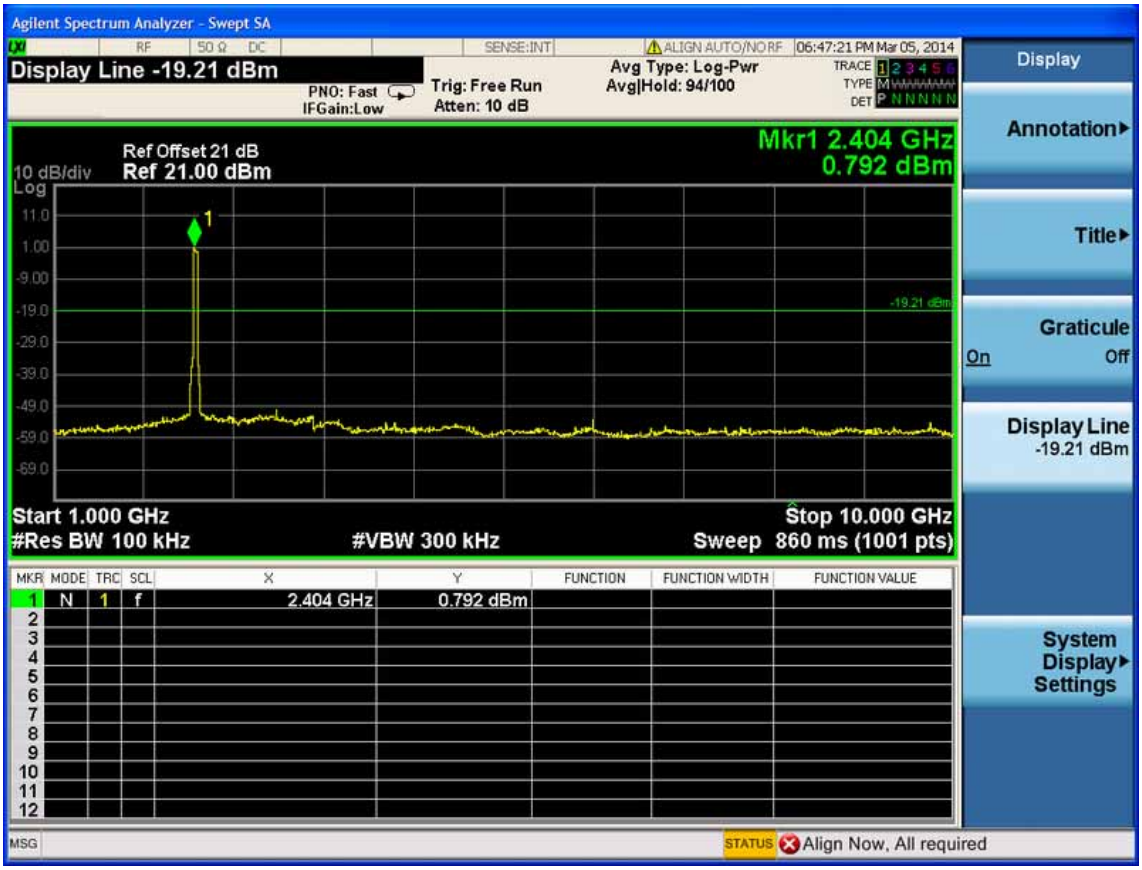

Test CH4: 2437MHz

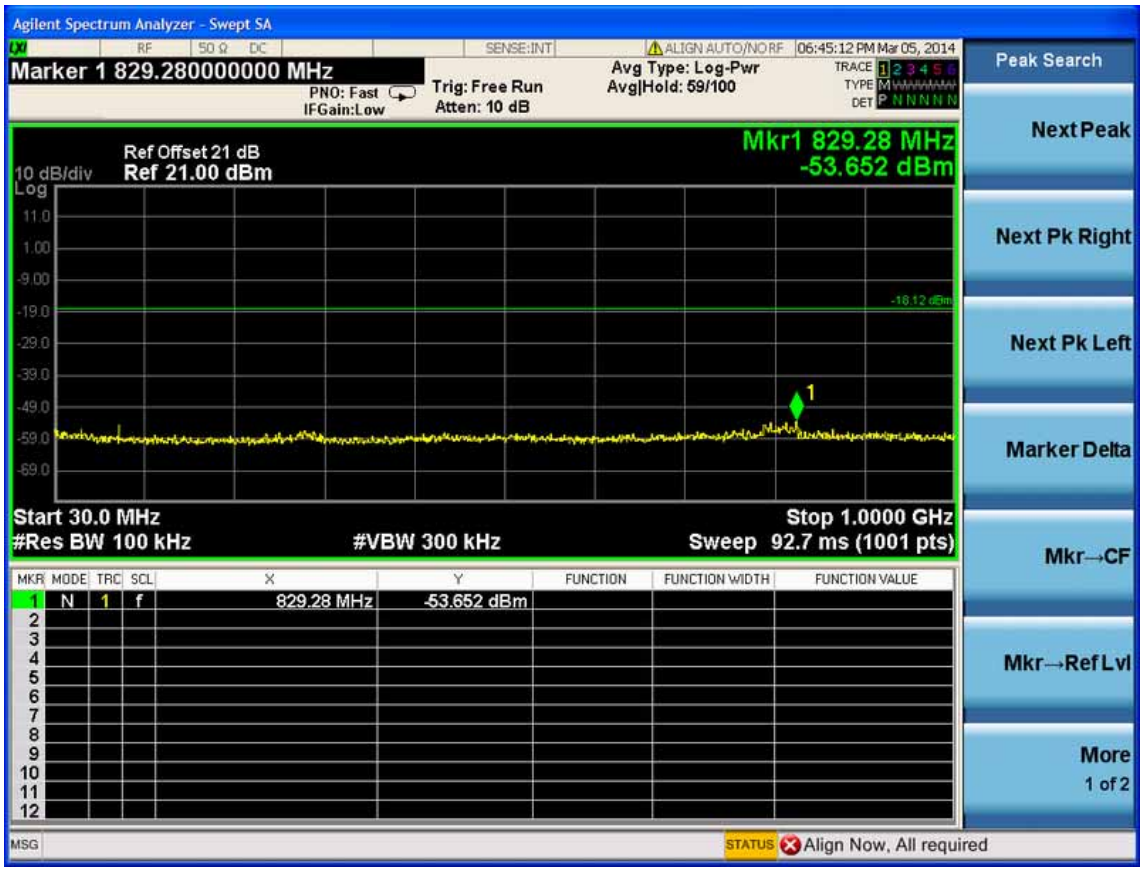

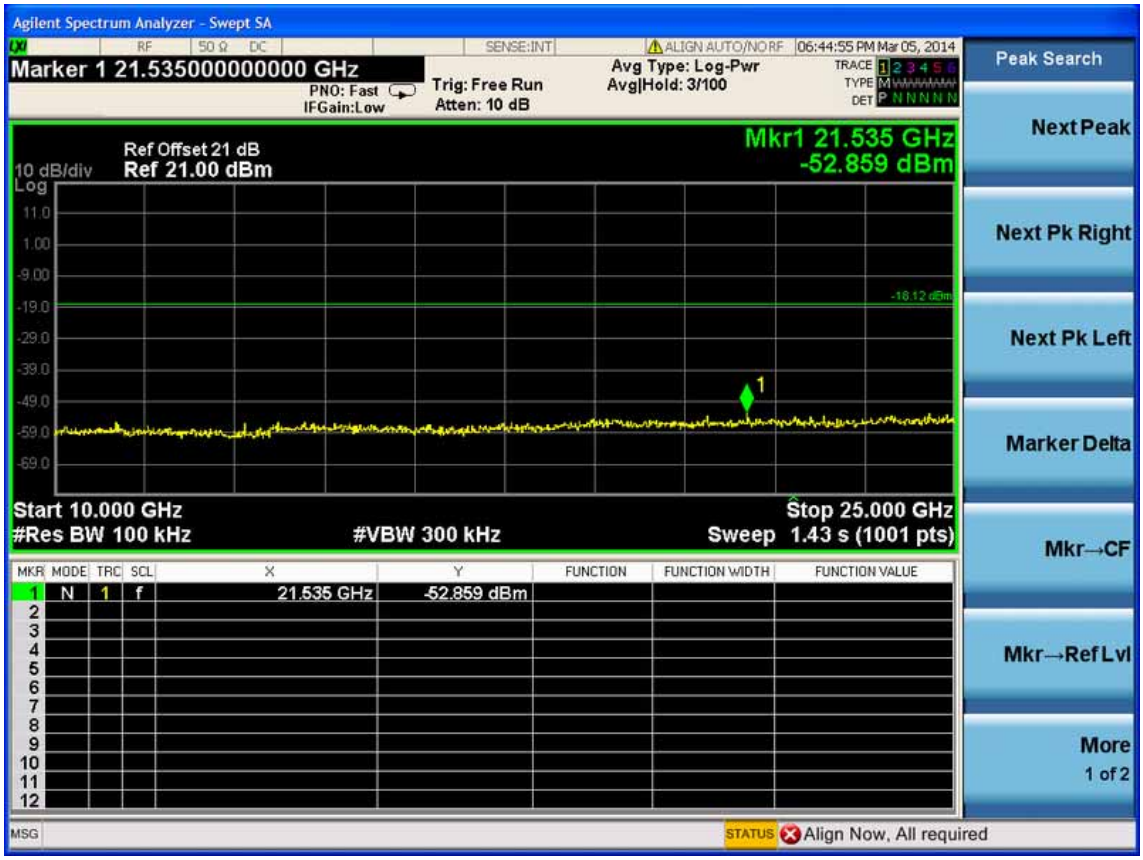
Agilent Spectrum Analyzer - Swept SA
Marker 1 21.535000000000 GHz
PNO: Fast
IFGain:Low
Trig: Free Run
Atten: 10 dB
Avg Type: Log-Pwr
Avg|Hold: 3/100
06:44:55 PM Mar 05, 2014
Ref Offset 21 dB
10 dB/div
Ref 21.00 dBm
Mkr1 21.535 GHz
-52.859 dBm
Start 10.000 GHz
#Res BW 100 kHz
#VBW 300 kHz
Stop 25.000 GHz
Sweep 1.43 s (1001 pts)
1 N 1 f 21.535 GHz -52.859 dBm
Peak Search
Next Peak
Next Pk Right
Next Pk Left
Marker Delta
Mkr→CF
Mkr→Ref Lvl
More
1 of 2
Align Now, All required

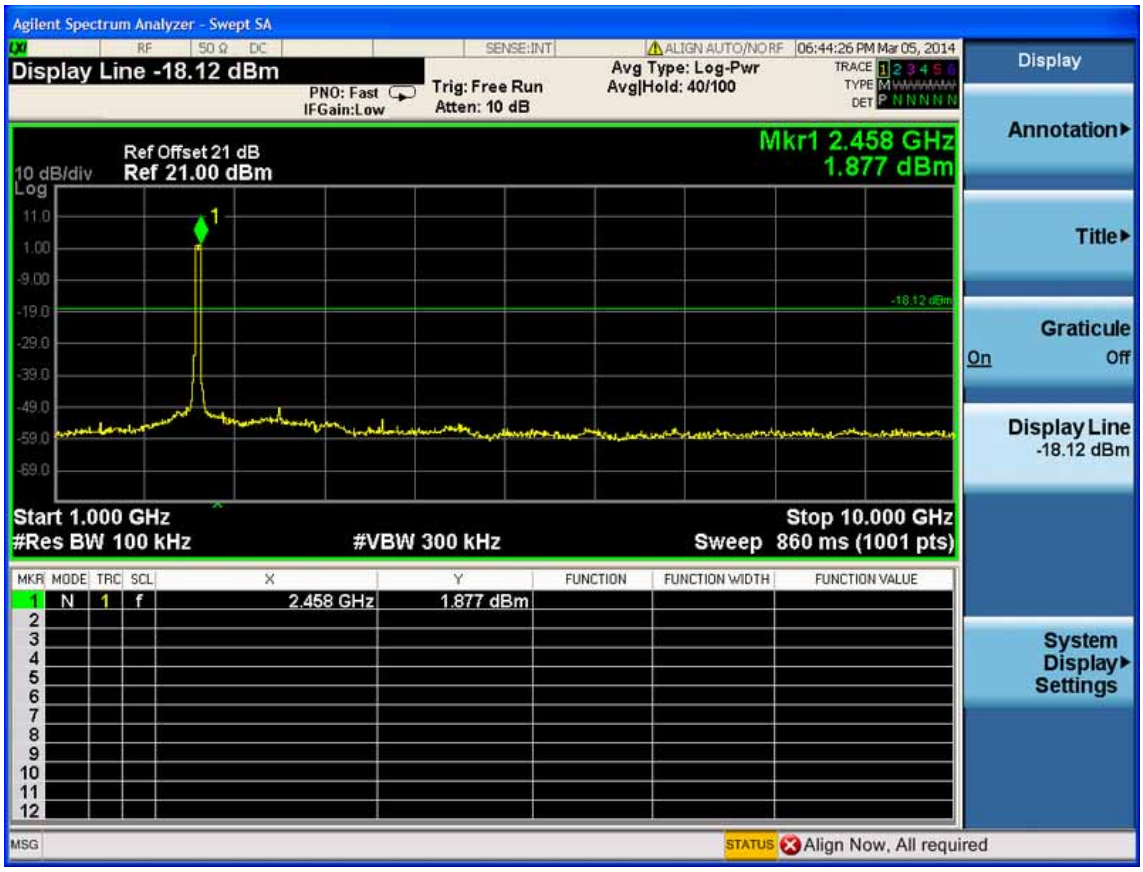
Agilent Spectrum Analyzer - Swept SA
Display Line -18.12 dBm
PNO: Fast
IFGain:Low
Trig: Free Run
Atten: 10 dB
Avg Type: Log-Pwr
Avg|Hold: 40/100
06:44:26 PM Mar 05, 2014
Ref Offset 21 dB
10 dB/div
Ref 21.00 dBm
Mkr1 2.458 GHz
1.877 dBm
Start 1.000 GHz
#Res BW 100 kHz
#VBW 300 kHz
Stop 10.000 GHz
Sweep 860 ms (1001 pts)
1 N 1 f 2.458 GHz 1.877 dBm
Display
Annotation
Title
Graticule
On Off
Display Line
-18.12 dBm
System Display Settings
Align Now, All required

Test CH7: 2452MHz

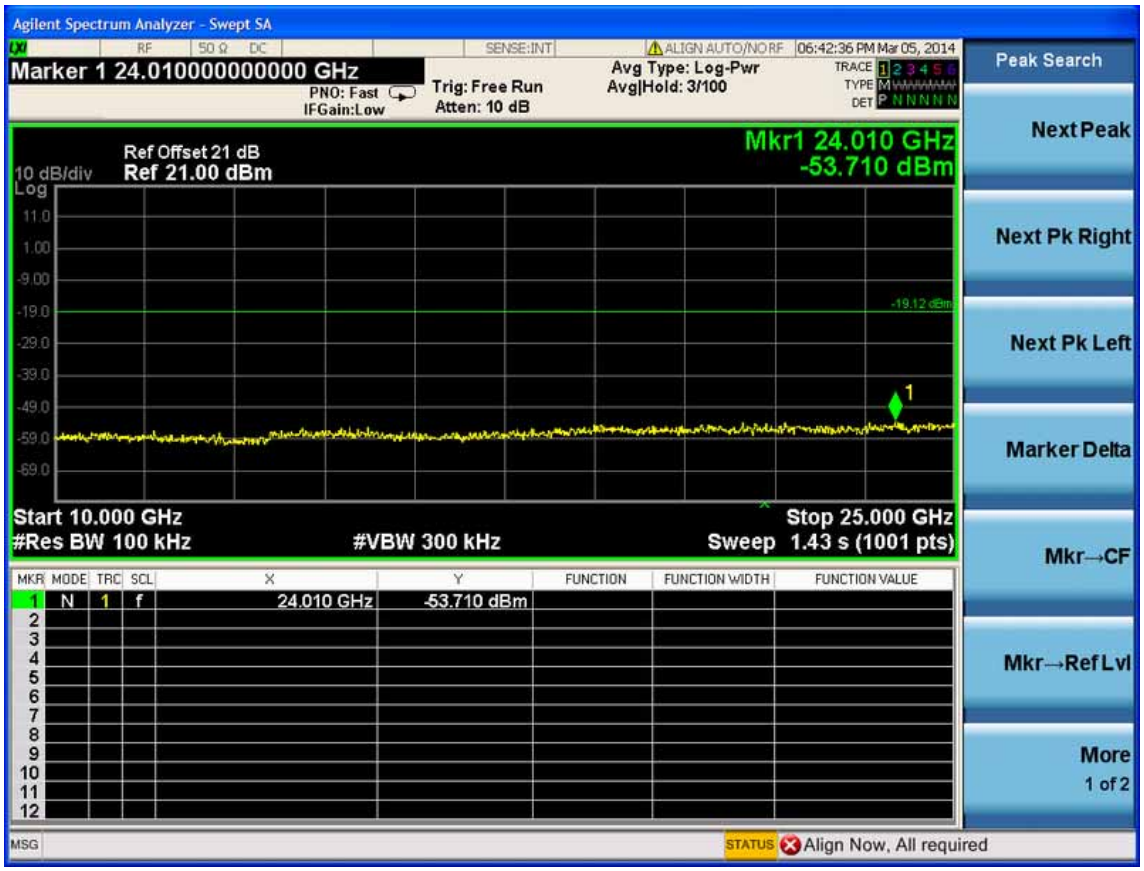

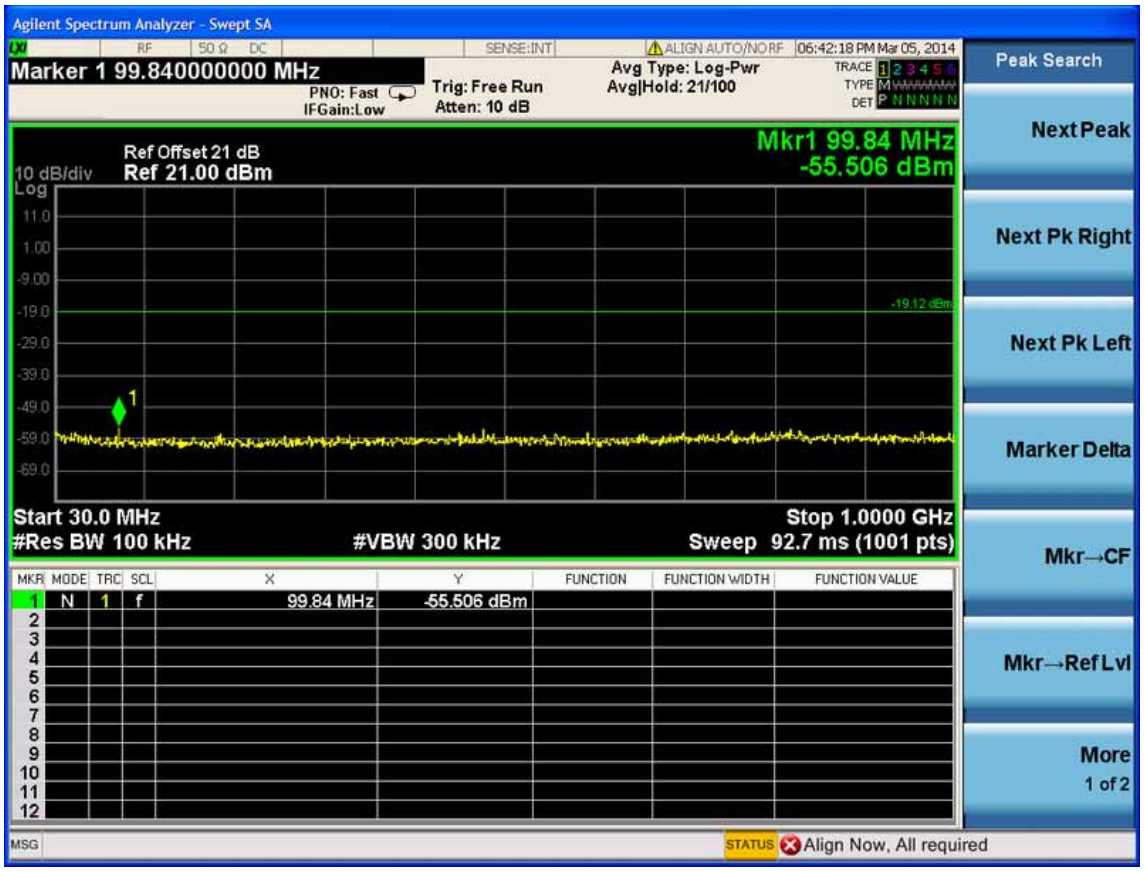

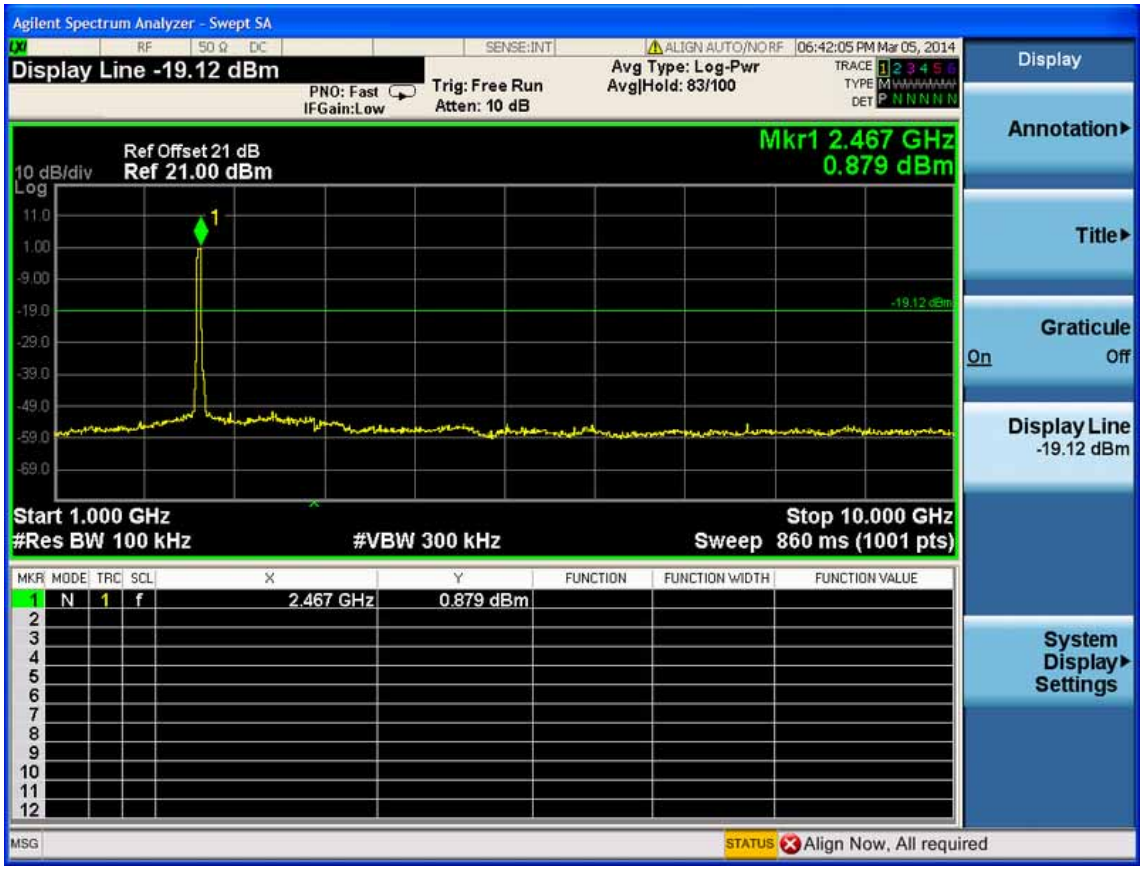
Agilent Spectrum Analyzer - Swept SA
Display Line -19.12 dBm
PNO: Fast
IFGain:Low
Trig: Free Run
Atten: 10 dB
Avg Type: Log-Pwr
Avg|Hold: 83/100
06:42:05 PM Mar 05, 2014
Ref Offset 21 dB
10 dB/div
Ref 21.00 dBm
Mkr1 2.467 GHz
0.879 dBm
Start 1.000 GHz
#Res BW 100 kHz
#VBW 300 kHz
Stop 10.000 GHz
Sweep 860 ms (1001 pts)
1 N 1 f 2.467 GHz 0.879 dBm
Display
Annotation
Title
Graticule
On Off
Display Line
-19.12 dBm
System Display Settings
Align Now, All required

Agilent Spectrum Analyzer - Swept SA
Display Line -18.66 dBm
PNO: Fast
IFGain:Low
Trig: Free Run
Atten: 10 dB
Avg Type: Log-Pwr
Avg|Hold:>100/100
06:39:04 PM Mar 05, 2014
Ref Offset 21 dB
10 dB/div
Ref 21.00 dBm
Mkr1 2.468 265 GHz
1.339 dBm
Start 2.42500 GHz
#Res BW 100 kHz
#VBW 300 kHz
Stop 2.51000 GHz
Sweep 8.13 ms (1001 pts)
1 N 1 f 2.468 265 GHz 1.339 dBm
2 N 1 f 2.483 50 GHz -40.223 dBm
3 N 1 f 2.500 00 GHz -46.895 dBm
Display
Annotation
Title
Graticule
On Off
Display Line
-18.66 dBm
System Display Settings
Align Now, All required

6. BAND EDGE COMPLIANCE TEST

6.1.Test Equipment

Item	Equipment	Manufacturer	Model No.	Serial No.	Last Cal.	Cal. Interval
1.	Spectrum Analyzer	Agilent	N9030A	MY51380221	Oct.31, 13	1Year
2.	Amp	HP	8449B	3008A08495	May.08, 13	1 Year
3.	Antenna	EMCO	3115	9607-4580	May.08, 13	1Year
4.	HF Cable	Hubersuhne	Sucoflex104	-	May.08, 13	1 Year

6.2.Limit

All the lower and upper band-edges emissions appearing within 2310MHz to 2390MHz and 2483.5MHz to 2500MHz restricted frequency bands shall not exceed the limits shown in 15.209, all the other emissions outside operation frequency band 2400MHz to 2483.5MHz shall be at least 20dB below the fundamental emissions, or comply with 15.209 limits.

6.3.Test Produce

1. The EUT is placed on a turntable, which is 0.8m above the ground plane and worked at highest radiated power.

2. The turntable was rotated for 360 degrees to determine the position of maximum emission level.

3. EUT is set 3m away from the receiving antenna, which is varied from 1m to 4m to find out the highest emission.

4. Set the spectrum analyzer in the following setting in order to capture the lower and upper band-edges of the emission:

(a) PEAK: RBW=1MHz; VBW=3MHz; Sweep=AUTO
(b) AVERAGE: RBW=1MHz; VBW=10Hz; Sweep=AUTO

6.4.Test Results

Pass (The testing data was attached in the next pages.)

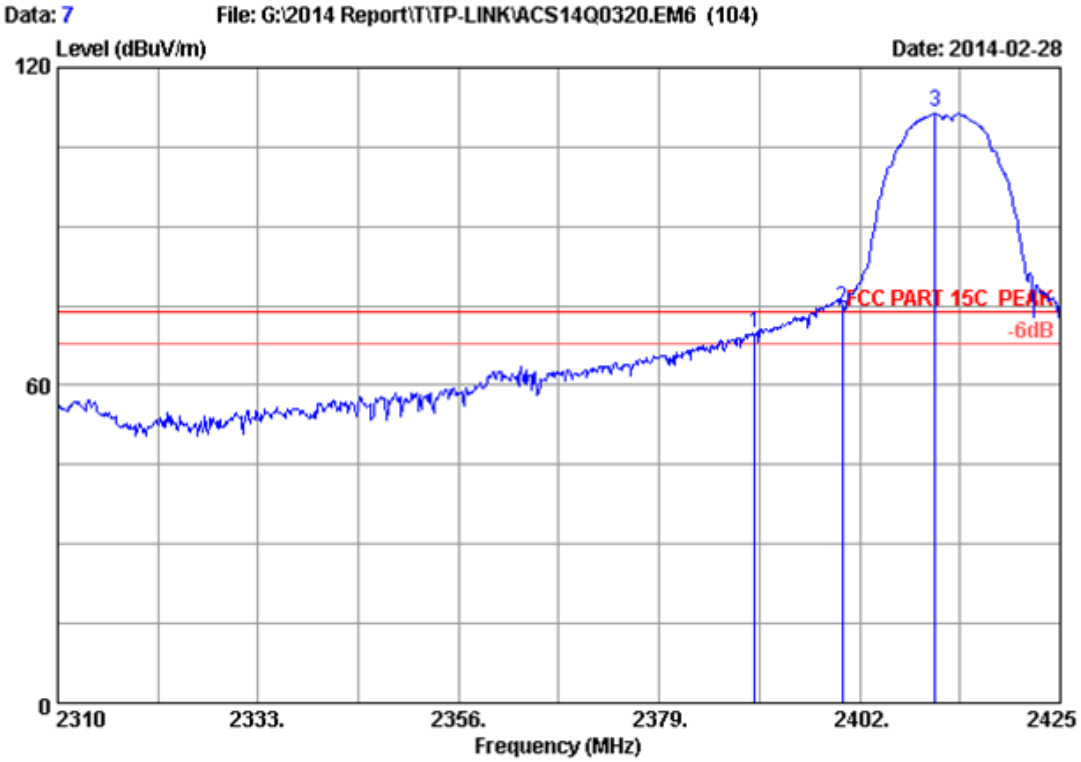

Site no. : 3m Chamber Data no. : 7
Dis. / Ant. : 3m 2013 3115 (4580) Ant. pol. : VERTICAL
Limit : FCC PART 15C PEAK
Env. / Ins. : 24*C/56% Engineer : Leo-Li
EUT : 150Mbps Wireless N ADSL2+ Modem Router
Power Rating : DC 9V From Adapter input AC 120V/60Hz
Test Mode : IEEE802.11b CH 1 2412MHz Tx
M/N : TD-W8151N

No.	Freq. (MHz)	Ant. Factor (dB/m)	Cable Loss (dB)	AMP factor (dB)	Reading (dBuV)	Emission Level (dBuV/m)	Limits (dBuV/m)	Margin (dB)	Remark
1	2390.000	28.16	5.78	35.70	71.76	70.00	74.00	4.00	Peak
2	2400.000	28.18	5.80	35.70	76.23	74.51	74.00	-0.51	Peak
3	2410.625	28.20	5.81	35.70	113.30	111.61	74.00	-37.61	Peak

Remarks: 1. Emission Level= Antenna Factor + Cable Loss + Reading -Amp Factor
2. The emission levels that are 20dB below the official limit are not reported.

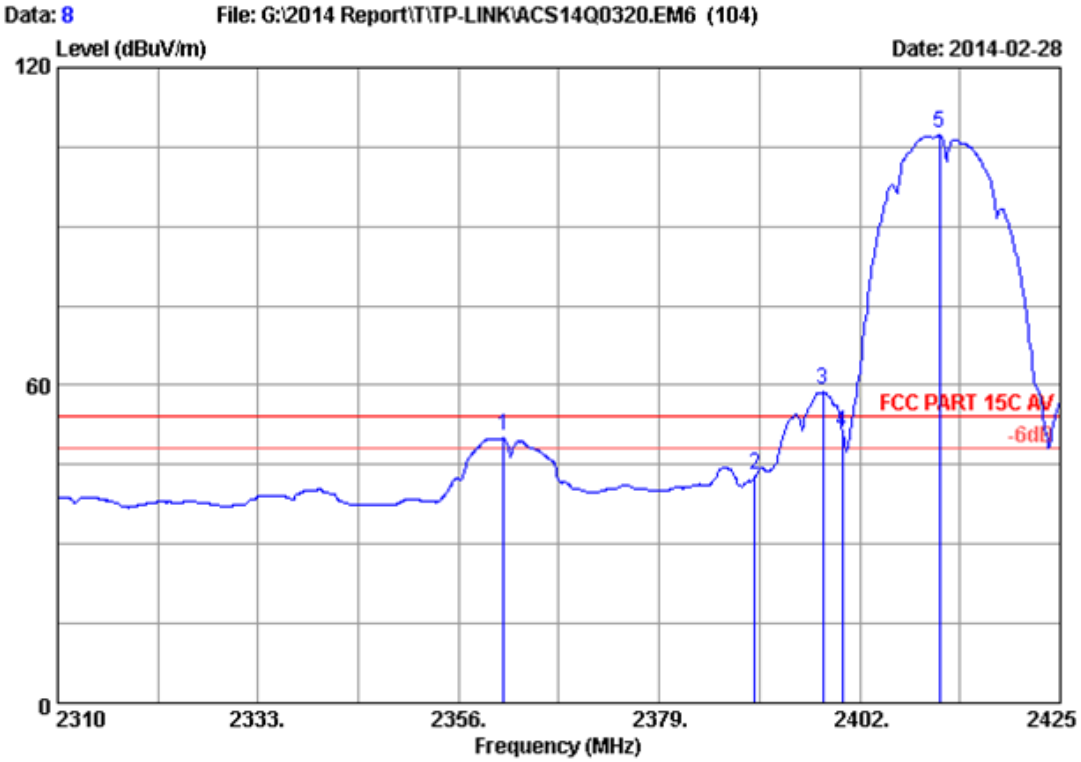

Site no. : 3m Chamber Data no. : 8
Dis. / Ant. : 3m 2013 3115 (4580) Ant. pol. : VERTICAL
Limit : FCC PART 15C AV
Env. / Ins. : 24*C/56% Engineer : Leo-Li
EUT : 150Mbps Wireless N ADSL2+ Modem Router
Power Rating : DC 9V From Adapter input AC 120V/60Hz
Test Mode : IEEE802.11b CH 1 2412MHz Tx
M/N : TD-W8151N

No.	Freq. (MHz)	Ant. Factor (dB/m)	Cable Loss (dB)	AMP factor (dB)	Reading (dBuV)	Emission Level (dBuV/m)	Limits (dBuV/m)	Margin (dB)	Remark
1	2361.175	28.09	5.74	35.70	52.47	50.60	54.00	3.40	Average
2	2390.000	28.16	5.78	35.70	44.90	43.14	54.00	10.86	Average
3	2397.745	28.18	5.79	35.70	60.73	59.00	54.00	-5.00	Average
4	2400.000	28.18	5.80	35.70	52.95	51.23	54.00	2.77	Average
5	2411.200	28.20	5.81	35.70	109.23	107.54	54.00	-53.54	Average

Remarks: 1. Emission Level= Antenna Factor + Cable Loss + Reading -Amp Factor
2. The emission levels that are 20dB below the official limit are not reported.

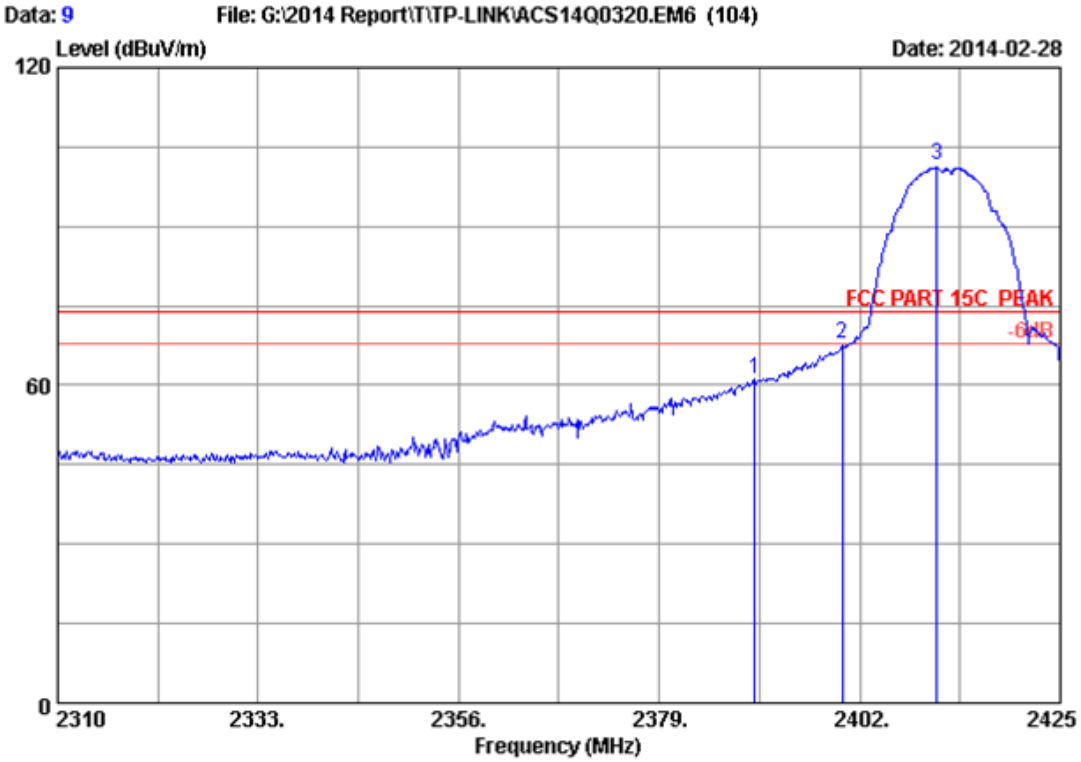

Site no. : 3m Chamber Data no. : 9
Dis. / Ant. : 3m 2013 3115 (4580) Ant. pol. : HORIZONTAL
Limit : FCC PART 15C PEAK
Env. / Ins. : 24*C/56% Engineer : Leo-Li
EUT : 150Mbps Wireless N ADSL2+ Modem Router
Power Rating : DC 9V From Adapter input AC 120V/60Hz
Test Mode : IEEE802.11b CH 1 2412MHz Tx
M/N : TD-W8151N

No.	Freq. (MHz)	Ant. Factor (dB/m)	Cable Loss (dB)	AMP factor (dB)	Reading (dBuV)	Emission Level (dBuV/m)	Limits (dBuV/m)	Margin (dB)	Remark
1	2390.000	28.16	5.78	35.70	62.88	61.12	74.00	12.88	Peak
2	2400.000	28.18	5.80	35.70	69.59	67.87	74.00	6.13	Peak
3	2410.855	28.20	5.81	35.70	103.14	101.45	74.00	-27.45	Peak

Remarks: 1. Emission Level= Antenna Factor + Cable Loss + Reading -Amp Factor
2. The emission levels that are 20dB below the official limit are not reported.

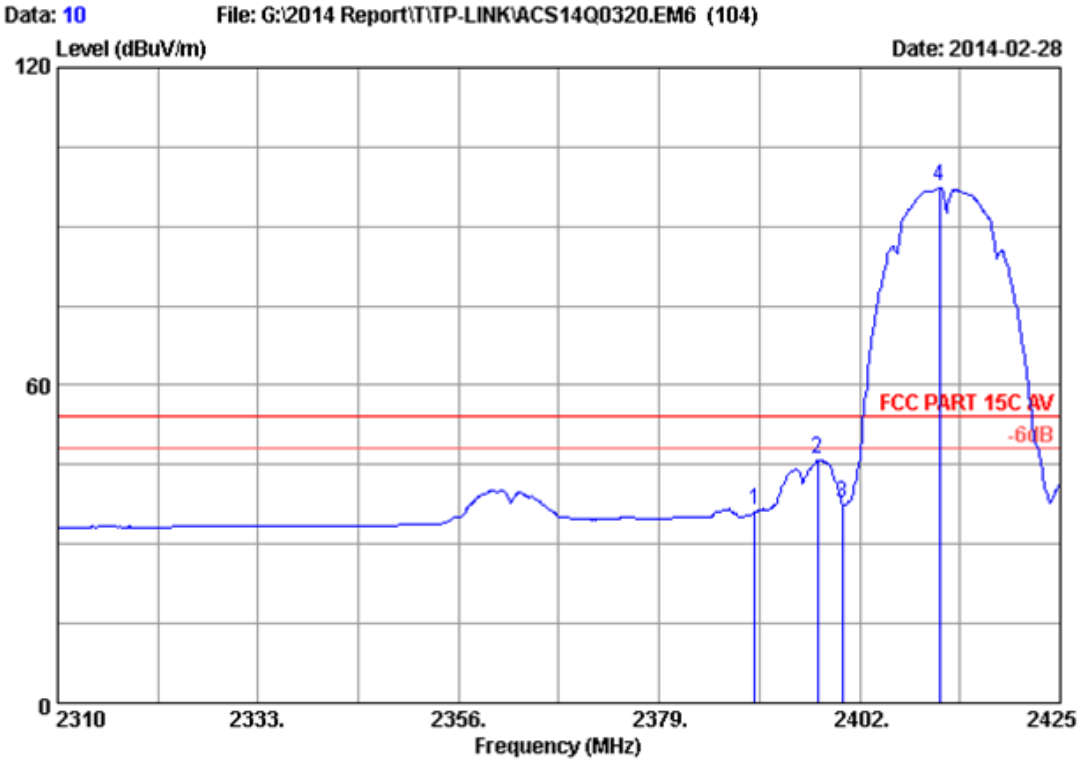

Site no. : 3m Chamber Data no. : 10
Dis. / Ant. : 3m 2013 3115 (4580) Ant. pol. : HORIZONTAL
Limit : FCC PART 15C AV
Env. / Ins. : 24*C/56% Engineer : Leo-Li
EUT : 150Mbps Wireless N ADSL2+ Modem Router
Power Rating : DC 9V From Adapter input AC 120V/60Hz
Test Mode : IEEE802.11b CH 1 2412MHz Tx
M/N : TD-W8151N

No.	Freq. (MHz)	Ant. Factor (dB/m)	Cable Loss (dB)	AMP factor (dB)	Reading (dBuV)	Emission Level (dBuV/m)	Limits (dBuV/m)	Margin (dB)	Remark
1	2390.000	28.16	5.78	35.70	38.18	36.42	54.00	17.58	Average
2	2397.170	28.17	5.79	35.70	47.91	46.17	54.00	7.83	Average
3	2400.000	28.18	5.80	35.70	39.33	37.61	54.00	16.39	Average
4	2411.200	28.20	5.81	35.70	99.41	97.72	54.00	-43.72	Average

Remarks: 1. Emission Level= Antenna Factor + Cable Loss + Reading -Amp Factor
2. The emission levels that are 20dB below the official limit are not reported.

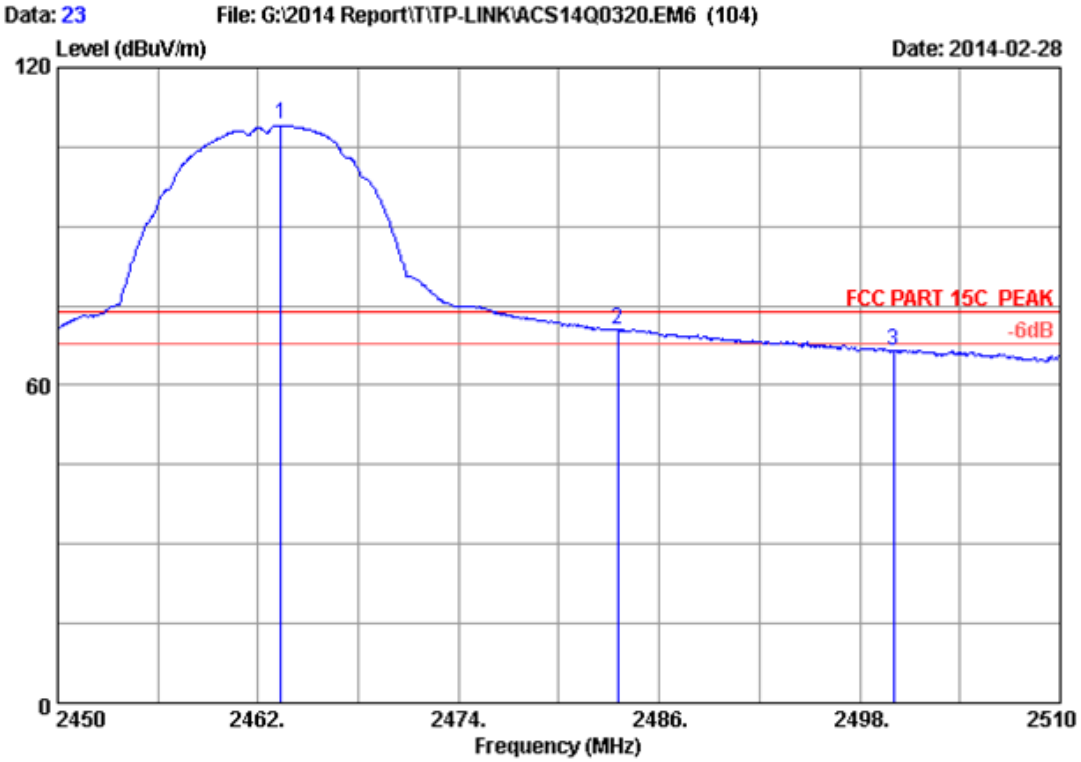

Site no. : 3m Chamber Data no. : 23
Dis. / Ant. : 3m 2013 3115 (4580) Ant. pol. : VERTICAL
Limit : FCC PART 15C PEAK
Env. / Ins. : 24*C/56% Engineer : Leo-Li
EUT : 150Mbps Wireless N ADSL2+ Modem Router
Power Rating : DC 9V From Adapter input AC 120V/60Hz
Test Mode : IEEE802.11b CH11 2462MHz Tx
M/N : TD-W8151N

No.	Freq. (MHz)	Ant. Factor (dB/m)	Cable Loss (dB)	AMP factor (dB)	Reading (dBuV)	Emission Level (dBuV/m)	Limits (dBuV/m)	Margin (dB)	Remark
1	2463.380	28.32	5.89	35.70	110.75	109.26	74.00	-35.26	Peak
2	2483.500	28.36	5.92	35.70	72.00	70.58	74.00	3.42	Peak
3	2500.000	28.40	5.94	35.70	67.98	66.62	74.00	7.38	Peak

Remarks: 1. Emission Level= Antenna Factor + Cable Loss + Reading -Amp Factor
2. The emission levels that are 20dB below the official limit are not reported.

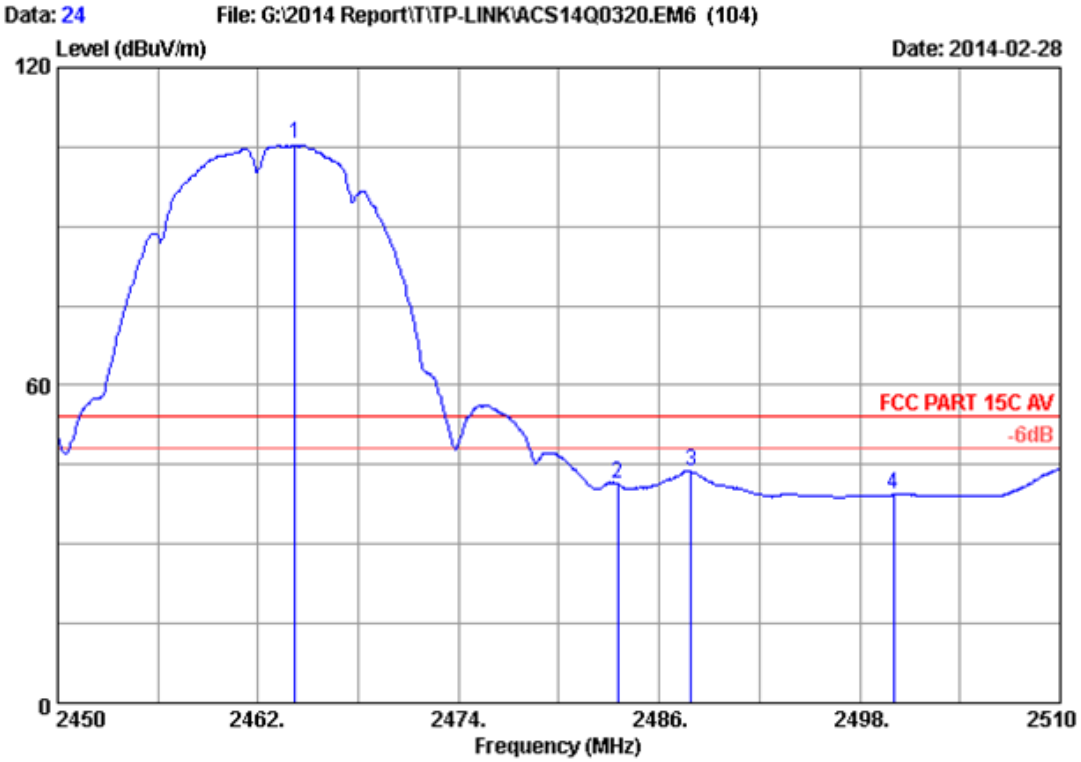

Site no. : 3m Chamber Data no. : 24
Dis. / Ant. : 3m 2013 3115 (4580) Ant. pol. : VERTICAL
Limit : FCC PART 15C AV
Env. / Ins. : 24*C/56% Engineer : Leo-Li
EUT : 150Mbps Wireless N ADSL2+ Modem Router
Power Rating : DC 9V From Adapter input AC 120V/60Hz
Test Mode : IEEE802.11b CH11 2462MHz Tx
M/N : TD-W8151N

No.	Freq. (MHz)	Ant. Factor (dB/m)	Cable Loss (dB)	AMP factor (dB)	Reading (dBuV)	Emission Level (dBuV/m)	Limits (dBuV/m)	Margin (dB)	Remark
1	2464.220	28.32	5.89	35.70	106.97	105.48	54.00	-51.48	Average
2	2483.500	28.36	5.92	35.70	42.83	41.41	54.00	12.59	Average
3	2487.920	28.37	5.92	35.70	45.26	43.85	54.00	10.15	Average
4	2500.000	28.40	5.94	35.70	40.65	39.29	54.00	14.71	Average

Remarks: 1. Emission Level= Antenna Factor + Cable Loss + Reading -Amp Factor
2. The emission levels that are 20dB below the official limit are not reported.